



Katalog/Catalog: 8202019

BULETIN
STATISTIK PERDAGANGAN LUAR NEGERI
FOREIGN TRADE STATISTICAL BULLETIN

EKSPOR/EXPORTS

MENURUT HARMONIZED SYSTEM
MARET 2016



BADAN PUSAT STATISTIK
BPS-Statistics Indonesia

BULETIN
STATISTIK PERDAGANGAN LUAR NEGERI
FOREIGN TRADE STATISTICAL BULLETIN

EKSPOR/EXPORTS

MENURUT HARMONIZED SYSTEM
MARET 2016



Buletin Statistik Perdagangan Luar Negeri
Foreign Trade Statistical Bulletin
EKSPOR /EXPORTS

Menurut Harmonized System Maret 2016

ISSN : 2252-8563

No. Publikasi / *Publication Number* : 06110.1621

Katalog / *Catalog*: 8202019

Ukuran Buku / *Book Size* : 21 cm x 29 cm

Jumlah Halaman / *Total Pages* : xii + 157 Halaman / *Pages*

Naskah / *Manuscript* :

Subdirektorat Statistik Ekspor

Subdirectorate of Export Statistics

Gambar Kulit / *Cover Design* :

Subdirektorat Publikasi dan Kompilasi Statistik

Subdirectorate of Publication and Compilation Statistics

Diterbitkan oleh / *Published by* :

© Badan Pusat Statistik - Indonesia / *DRUStatistics Indonesia*

Dicetak oleh / *Printed by* :

CV Sari Intan Perdana

Dilarang mengumumkan, mendistribusikan, mengomunikasikan dan / atau menggandakan sebagian atau seluruh isi buku ini tanpa izin tertulis dari Badan Pusat Statistik

Prohibited to announce, distributed, communicate, and / or copy part or all of this book for commercial purpose without permission from BPS-Statistics Indonesia

KATA PENGANTAR

Buletin Statistik Perdagangan Luar Negeri Ekspor yang diterbitkan secara bulanan memuat data ekspor menurut 21 kelompok penggolongan barang, 2 digit HS (Harmonized System), HS 10 digit, Negara Tujuan Ekspor, Provinsi dan Pelabuhan Muat yang dirinci menurut Berat Bersih dan Nilai FOB dari bulan Januari.

Buletin ini juga menyajikan ulasan singkat tentang perbandingan, pertumbuhan dan peranan serta data pokok yang cukup menonjol atau yang mengalami perubahan yang signifikan. Diharapkan dengan adanya informasi semacam ini, para pengguna data ekspor dapat melihat dan mengikuti perkembangan ekspor secara garis besar.

Kepada para pengguna data, saran dan kritik yang bersifat konstruktif demi penyempurnaan publikasi ini, sangat diharapkan. Dengan demikian usaha BPS untuk meningkatkan pelayanan dan pemasyarakatan statistik (khususnya data Statistik Ekspor) dapat dilaksanakan secara baik dan berkesinambungan.

Jakarta, Mei 2016

BADAN PUSAT STATISTIK

KEPALA,



Suryamin

ISI / CONTENT

	Halaman / Page
Kata Pengantar / Preface.....	iii
Isi / Content.....	iv
Ringkasan / Highlight.....	v – xii
Tabel / <i>Table</i> 1. Ekspor Indonesia Menurut 21 Golongan Barang <i>Export of Indonesia by 21 Commodity Group.....</i>	1
Tabel / <i>Table</i> 2. Ekspor Indonesia Menurut Kode HS 2 digit <i>Export of Indonesia by 2 digits of HS Code.....</i>	2 - 4
Tabel / <i>Table</i> 3. Ekspor Indonesia Menurut Komoditi (Kode HS 10 digit) <i>Export of Indonesia by Commodity (10 digits of HS Code).....</i>	5 – 150
Tabel / <i>Table</i> 4. Ekspor Indonesia Menurut Negara Tujuan <i>Export of Indonesia by Country of Destination.....</i>	151 – 153
Tabel / <i>Table</i> 5. Ekspor Indonesia Menurut Provinsi dan Pelabuhan Muat <i>Export of Indonesia by Province and Port of Loading...</i>	154 - 157

**EKSPOR INDONESIA
MENURUT
HARMONIZED
SYSTEM**

MARET 2016

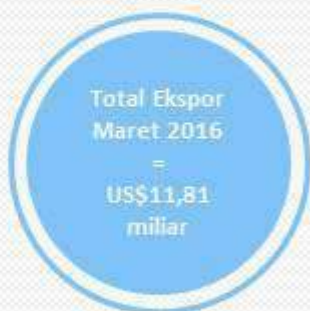


EKSPOR KE BEBERAPA NEGARA UTAMA



Ekspor Indonesia ketiga negara tujuan utama (Jepang, Amerika Serikat dan Tiongkok) pada Maret 2016 mencapai 31,57 persen dari keseluruhan ekspor Indonesia

EKSPOR KE BEBERAPA PELABUHAN UTAMA



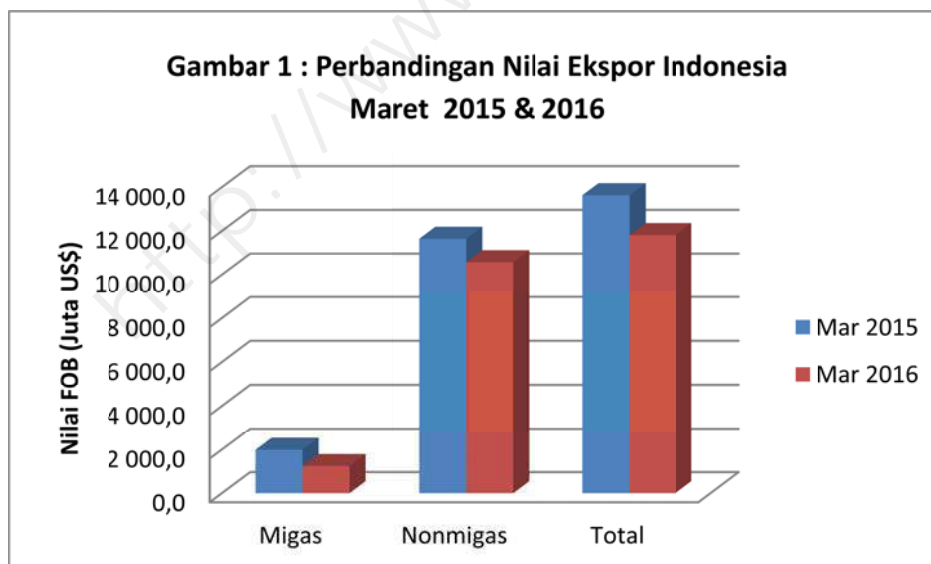
RINGKASAN

Ekspor Indonesia pada bulan Maret 2016 mencapai nilai US\$11.810,0 juta dengan volume 43.027,3 ribu ton, yang terdiri dari US\$1.239,3 juta hasil ekspor minyak dan gas bumi dan US\$10.570,7 juta hasil ekspor komoditi nonmigas.

Dibandingkan periode yang sama tahun 2015, nilai ekspor turun US\$1.824,0 juta, karena adanya penurunan ekspor dari kelompok migas sebesar US\$749,6 juta atau turun 37,69 persen dibanding nilai ekspor Maret 2015, demikian pula dengan ekspor

nonmigas penurunannya mencapai US\$1.074,4 juta.

Dengan demikian, dapat dilihat bahwa penerimaan dari sektor nonmigas belum optimal sehingga masih perlu ditingkatkan produktivitasnya. Sementara untuk ekspor migas pada bulan Maret 2016 masih mengalami kinerja rendah. Harga minyak mentah Indonesia pada bulan Maret 2016 sebesar US\$34,19 per barelnya, turun sebesar US\$19,47 per barel dibandingkan bulan Maret 2015.

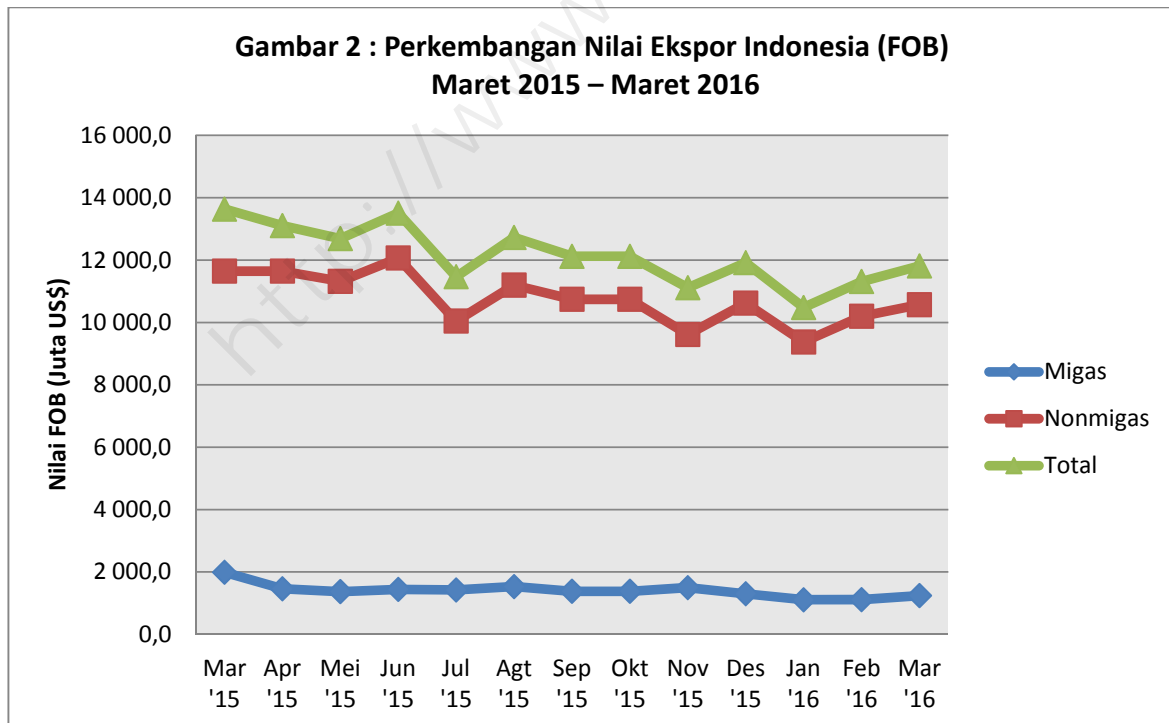


Sumber data : dokumen PEB, dokumen PT POS, catatan instansi lain, survei perdagangan lintas batas laut

Pada Gambar 1 ditampilkan perbandingan nilai ekspor periode Maret 2015 dan 2016. Sedangkan trend perkembangannya dari bulan Maret 2015 sampai dengan Maret 2016 disajikan pada Gambar 2. Nilai ekspor kelompok migas pada Maret 2015 senilai US\$1.988,9 juta yang terdiri dari minyak mentah, hasil minyak dan gas masing-masing senilai US\$773,0 juta, US\$188,6 juta dan US\$1.027,3 juta. Sedangkan pada Maret 2016 untuk kelompok migas secara keseluruhan memberikan sumbangan nilai ekspor sebesar US\$1.239,3 juta atau mengalami penurunan sebesar US\$749,6

juta dibandingkan dengan periode yang sama tahun 2015 dengan rincian minyak mentah US\$568,8 juta, hasil minyak US\$62,7 juta dan gas US\$607,9 juta.

Nilai ekspor untuk kelompok nonmigas yang terdiri dari hasil pertanian, hasil industri pengolahan serta hasil tambang dan lainnya pada bulan Maret 2015 masing-masing US\$294,5 juta, US\$9.434,6 juta, dan US\$ 1.916,1 juta. Sementara itu pada periode Maret 2016 masing-masing mencapai US\$228,8 juta, US\$8.971,7 juta, dan US\$1.370,2 juta.



Sumber data : dokumen PEB, dokumen PT POS, catatan instansi lain, survei perdagangan lintas batas laut

Nilai ekspor Indonesia Maret 2016 mencapai US\$11,81 miliar atau naik sebesar 4,40 persen dibanding ekspor Februari 2016, dan turun sebesar 13,38 persen dibanding ekspor Maret 2015.

Ekspor nonmigas Maret 2016 mencapai US\$10,57 miliar atau naik sebesar 3,65 persen dibanding nilai ekspor nonmigas Februari 2016, dan turun 9,23 persen dibanding ekspor nonmigas Maret 2015.

Dipandang dari negara tujuan ekspor utama (Tabel A) ekspor ke Jepang Maret 2016 mencapai angka terbesar yaitu US\$1,32 miliar, disusul Amerika Serikat US\$1,31 miliar dan Tiongkok US\$1,20 miliar, dengan kontribusi ketiganya mencapai 32,41 persen. Untuk negara utama yang mengalami peningkatan nilai ekspor antara lain Republik Jerman dengan peningkatan sebesar US\$3,9 juta, Republik Korea dengan peningkatan sebesar US\$4,3 juta dan Australia dengan peningkatan sebesar US\$37,6 juta. Untuk ekspor ke Uni Eropa (27 negara) sebesar US\$1,16 miliar, dan menunjukkan penurunan ekspor dibandingkan dengan nilai ekspor pada periode yang sama tahun 2015.

Dari Tabel A juga terlihat bahwa sebagian besar negara tujuan utama ekspor mengalami penurunan nilai. Penurunan terbesar yaitu ekspor ke Jepang dengan

persentase penurunan 49,49 persen, India dengan persentase 27,52 persen dan Perancis dengan persentase 19,40 persen.

Pada Tabel B ekspor golongan barang HS 2 digit utama terlihat bahwa sebagian nilai ekspornya mengalami peningkatan dan sebagian besar mengalami penurunan. Penurunan ekspor golongan barang HS 2 digit utama Maret 2016 terbesar terjadi pada bahan bakar mineral sebesar US\$1.295,7 juta dimana bahan bakar mineral merupakan komoditi ekspor pertama terbesar pada Maret 2016 dan 2015. Sedangkan peningkatan terbesar terjadi pada perhiasan dan mutiara sebesar US\$178,0 juta yang merupakan komoditi terbesar ke-3 untuk ekspor Maret 2016 dan terbesar ke-4 Maret 2015.

Menurut sektor, ekspor hasil industri pengolahan Maret 2016 turun sebesar 4,91 persen dibanding ekspor hasil industri pengolahan periode yang sama tahun 2015, demikian juga ekspor hasil tambang & lainnya turun sebesar 28,49 persen, serta ekspor hasil pertanian turun sebesar 22,29 persen.

Berdasarkan Tabel C total ekspor Indonesia menurut provinsi pelabuhan muat, ekspor Indonesia terbesar pada periode Maret 2016 berasal dari DKI Jakarta dengan nilai US\$3,79 miliar (32,13 persen), diikuti

Jawa Timur sebesar US\$1,81 miliar (15,33 persen) dan Kalimantan Timur sebesar US\$1,14 miliar (9,62 persen).

**Tabel A : Total Ekspor Indonesia Menurut Negara Tujuan Utama
Maret 2016 dan Jan-Mar 2015 dan 2016**

Negara Tujuan	Nilai FOB (Juta US\$)				Perubahan Mar'16 thd Mar'15 (Juta US\$)
	Maret 2015	Maret 2016	Jan-Mar 2015	Jan-Mar 2016	
ASEAN	3 055,9	2 740,0	8 609,0	7 461,3	-315,9
1 Singapura	1 186,3	981,6	3 337,5	2 781,0	-204,7
2 Malaysia	748,9	603,0	2 164,8	1 644,4	-146,0
3 Thailand	463,8	447,2	1 331,2	1 186,4	-16,6
ASEAN Lainnya	656,9	708,2	1 775,5	1 849,5	51,3
UNI EROPA	1 223,5	1 152,6	3 648,9	3 424,1	-70,9
4 Germany, Fed. Rep. of	205,6	209,5	614,1	627,7	3,9
5 France	283,6	71,0	231,1	204,1	-212,5
6 United Kingdom	191,6	116,2	371,5	364,6	-75,4
Uni Eropa Lainnya	542,8	756,0	2 432,3	2 227,6	213,2
NEGARA UTAMA LAINNYA	7 036,9	5 848,9	20 258,6	16 856,9	-1 188,0
7 China	1 262,9	1 201,4	3 666,8	3 347,4	-61,5
8 Japan	1 862,0	1 319,8	5 255,0	4 068,8	-542,1
9 United States	1 431,8	1 305,8	4 115,7	3 766,4	-126,0
10 India	1 095,3	793,9	2 958,9	2 152,6	-301,4
11 Australia	237,9	275,5	732,2	795,7	37,6
12 Korea, Republic Of	648,0	652,3	2 100,2	1 787,5	4,3
13 Taiwan	499,0	300,1	1 429,9	938,5	-198,9
Total 13 Negara Tujuan Utama	10 116,7	8 277,4	28 308,6	23 665,2	-1 839,3
Lainnya	3 517,4	3 532,7	10 743,1	9 937,4	15,3
Total Ekspor Indonesia	13 634,0	11 810,0	39 051,7	33 602,7	-1 824,0

Sumber data : dokumen PEB, dokumen PT POS, catatan instansi lain, survei perdagangan lintas batas laut

Pada Tabel 1 disajikan ekspor menurut 21 golongan barang HS. Disini terlihat bahwa perolehan devisa terbesar pada bulan Maret 2016 dari kelompok golongan barang V (Produk mineral) dengan nilai US\$2.627,1 juta atau sekitar 22,24 persen dari total ekspor, kelompok golongan barang III (Lemak, Minyak, Malam Nabati/Hewani) dengan nilai US\$1.247,4 juta atau sekitar 10,56 persen, serta kelompok golongan barang XVI (Mesin & Perlengkapan Elektris) senilai US\$1.113,5 juta atau sekitar 9,43 persen.

Dibandingkan periode yang sama tahun sebelumnya, produk mineral mengalami penurunan 32,91 persen; begitu pula dengan mesin dan perlengkapan elektris mengalami penurunan sebesar 8,62 persen; dan lemak, minyak, malam nabati/hewani mengalami penurunan 20,84 persen.

Pada Tabel 2 disajikan ekspor menurut HS 2 digit. Nilai ekspor yang mengalami pertumbuhan terbesar untuk bulan Maret 2016 dibandingkan dengan nilai ekspor Maret 2015 antara lain HS 86 (*railway and tramway locomotive, mechanical traffic, and all kinds*) dengan tingkat pertumbuhan 422,22 persen dan nilai ekspor US\$6,1 juta; HS 45 (*cork and articles of cork*) dengan besar tingkat

pertumbuhan mencapai 255,44 persen dan memiliki nilai ekspor mencapai US\$22.339, kemudian HS 89 (*ships, boat, and floating structures*) yang memiliki tingkat pertumbuhan 204,17 persen dengan nilai ekspor US\$71,2 juta. Selanjutnya HS 14 (*vegetable plaiting materials; vegetable products*) dengan tingkat pertumbuhannya sebesar 87,04 persen dan nilai ekspor mencapai US\$13,4 juta, serta HS 22 (*beverages, spirit, and vinegar*) dengan tingkat pertumbuhan mencapai 84,35 persen dengan nilai ekspor mencapai US\$17,4 juta.

Adapun jenis barang yang mengalami penurunan antara lain HS 50 (*silk*) dengan penurunan ekspor 99,93 persen dengan nilai ekspor US\$35; kemudian HS 51 (*wool, fine or coarse animal hair, horse hair yarn*) yang mengalami penurunan mencapai 97,78 persen dengan total nilai ekspor mencapai US\$3.934; selanjutnya HS 10 (*cereals*) dengan penurunan ekspor 87,90 persen dengan nilai ekspor US\$0,3 juta; diikuti HS 81 (*other base metal; cermets; and articles thereof*) yang mengalami penurunan ekspor 72,23 persen dengan nilai ekspor sebesar US\$0,6 juta, dan HS 36 (*explosives, pyrotechnic products; matches*) yang mengalami penurunan ekspor 68,42 persen dengan nilai ekspor sebesar US\$0,7 juta.

Tabel B : Total Ekspor Golongan Barang HS2 Dijit Utama
Januari 2016, Januari – Maret 2015 dan 2016

Golongan Barang (HS)	Nilai FOB (Juta US\$)				Perubahan Mar'16 thd Mar'15 (Juta US\$)
	Maret 2015	Maret 2016	Jan-Mar 2015	Jan-Mar 2016	
1 Bahan bakar mineral (27)	3 688,8	2 393,2	10 299,8	6 759,2	-1 295,7
2 Lemak & minyak hewan/nabati (15)	1 575,7	1 247,4	4 571,2	3 865,5	-328,3
3 Perhiasan dan permata (71)	573,7	751,7	1 880,6	2 117,6	178,0
4 Mesin/peralatan listrik (85)	766,3	696,6	2 165,1	1 985,8	-69,8
5 Karet dan Barang dari karet (40)	496,4	421,8	1 406,0	1 236,5	-74,6
6 Alas kaki (64)	495,8	470,9	1 402,6	1 204,3	-24,9
7 Kendaraan dan Bagiannya (87)	452,1	416,9	1 285,2	1 148,1	-35,2
8 Mesin-mesin/Pesawat Mekanik (84)	342,5	354,8	1 069,1	1 103,8	12,3
9 Pakaian jadi bukan rajutan (62)	347,3	338,9	984,2	1 003,4	-8,5
10 Kayu dan barang dari kayu (44)	355,5	342,1	975,3	949,9	-13,4
Total 10 Golongan Barang	9 094,2	7 434,2	26 039,2	21 374,1	-1 660,0
Lainnya	4 539,8	4 375,8	13 012,6	12 228,6	-164,0
Total Ekspor Indonesia	13 634,0	11 810,0	39 051,7	33 602,7	-1 824,0

Sumber data : dokumen PEB, dokumen PT POS, catatan instansi lain, survei perdagangan lintas batas laut

**Tabel C : Total Ekspor Indonesia Menurut Pelabuhan Muat Utama Tiap Provinsi
Bulan Maret 2016 (Juta US\$)**

Provinsi	Nilai Fob (Juta US\$)	Pelabuhan Muat	Nilai Fob (Juta US\$)
ACEH	0,3	BLANG LANCANG (ARUN)	-
SUMATERA UTARA	564,6	BELAWAN	479,9
SUMATERA BARAT	119,4	PADANG/TL.BAYUR	119,4
RIAU	1 018,6	DUMAI	759,2
JAMBI	74,8	JAMBI	28,4
SUMATERA SELATAN	141,9	MUSI RIVER/BOOM BARU	109,9
BENGKULU	6,2	PULAU BAAI	6,2
LAMPUNG	216,2	PANJANG	119,9
KEPULAUAN BANGKA BELITUNG	54,9	PANGKAL BALAM	41,1
KEPULAUAN RIAU	848,9	BATU AMPAR	320,1
DKI JAKARTA	3 794,1	TANJUNG PRIOK	3 359,8
JAWA BARAT	72,5	CINTA, JAVA	24,2
JAWA TENGAH	478,4	TANJUNG EMAS	467,4
DI YOGYAKARTA	0,9	ADI SUCIPTO (U)	0,9
JAWA TIMUR	1 810,4	TANJUNG PERAK	1 120,0
BANTEN	120,3	TANJUNG LENENG	30,3
BALI	24,7	NGURAH RAI (U)	24,4
NUSA TENGGARA BARAT	80,4	BENETE	80,4
NUSA TENGGARA TIMUR	1,8	ATAPUPU	1,6
KALIMANTAN BARAT	39,9	PONTIANAK	32,8
KALIMANTAN TENGAH	26,3	SAMPIT	16,2
KALIMANTAN SELATAN	458,0	BANJARMASIN	226,1
KALIMANTAN TIMUR	1 136,4	BONTANG	323,5
KALIMANTAN UTARA	65,7	LINGKAS TARAKAN	53,8
SULAWESI UTARA	63,9	BITUNG	62,5
SULAWESI TENGAH	153,6	PANTOLOAN	35,6
SULAWESI SELATAN	76,4	BALANTANG/MALILI	38,2
SULAWESI TENGGARA	0,9	POMALAA	0,0
GORONTALO	0,4	GORONTALO	0,4
SULAWESI BARAT	-	MAMUJU	-
MALUKU	10,2	BULA	10,2
MALUKU UTARA	6,9	TOBELO	0,4
PAPUA BARAT	196,1	BINTUNI, IRIAN JAYA	192,2
PAPUA	145,8	AMAMAPARE	133,4
Total Ekspor Indonesia	11.810,0	Total Pelabuhan Utama	8.218,6

Sumber data : dokumen PEB, dokumen PT POS, catatan instansi lain, survei perdagangan lintas batas laut

Tabel 1 : Ekspor Indonesia menurut 21 Golongan Barang

Export of Indonesia by 21 Commodity Group

Maret 2016

March

Golongan Section	Uraian golongan barang Group description	Berat bersih / Net weight (Kg)		Nilai / Value F.O.B. (U S \$)	
		Bulan ini Current month	Kumulatif Cum. Jan. to date	Bulan ini Current month	Kumulatif Cum. Jan. to date
(1)	(2)	(3)	(4)	(5)	(6)
I	Binatang Hidup; Produk Hewani <i>Live Animals; Animal Product</i>	63 579 633	180 587 395	260 050 305	722 823 712
II	Produk Nabati <i>Vegetable Products</i>	351 275 180	806 684 052	219 528 255	674 704 265
III	Lemak, Minyak, Malam Nabati/hewani <i>Fats, Oils, Waxes Of Animal/Vegetable</i>	2 052 170 466	6 630 932 476	1 247 410 619	3 865 516 717
IV	Olahan Makanan, minuman, Minuman Keras, Tembakau <i>Prepared Foodstuffs, Beverages, Spirits And Tobacco</i>	573 795 538	1 598 877 909	505 809 966	1 450 119 925
V	Produk Mineral <i>Mineral Products</i>	36 498 821 852	101 998 285 131	2 627 052 537	7 452 426 681
VI	Produk Industri Kimia atau Produk Industri Terkait <i>Products of Chemical or Allied Industries</i>	907 039 528	2 352 584 643	741 089 895	1 967 803 965
VII	Plastik, Karet, dan Barang-barang Daripadanya <i>Plastics, Rubber And Articles Thereof</i>	402 137 658	1 132 936 834	617 993 401	1 770 911 547
VIII	Kulit, Kulit Samak dan Barang Daripadanya <i>Raw Hides, Skins, Leather And Articles Thereof</i>	2 268 147	5 976 714	43 168 209	110 042 913
IX	Kayu dan Barang dari Kayu, Barang Anyaman, dll <i>Wood And Its Articles, Wickerwork, etc</i>	528 364 995	1 388 317 391	348 317 878	967 970 535
X	Pulp, Kertas dan Barang Daripadanya <i>Pulp, Paper And Articles Thereof</i>	667 428 966	1 871 817 118	445 315 745	1 257 021 076
XI	Tekstil dan Barang Tekstil <i>Textiles & Textile Articles</i>	200 297 117	558 225 896	1 029 317 337	2 962 151 756
XII	Alas Kaki, Payung, Bunga Tiruan, dll <i>Footwear, Umbrellas, Artificial Flowers, etc</i>	21 169 239	64 461 021	392 442 470	1 205 837 154
XIII	Barang dari Batu, Semen, Mika, Keramik, Kaca, dll <i>Articles of Stone, Cement, Mica, Ceramic, Glass, etc</i>	108 415 918	303 821 973	67 582 887	188 248 265
XIV	Mutiara, Batu Mulia/Semi Mulia, Logam Mulia/Semi Mulia, dll <i>Precious/semi-precious Metal, etc</i>	257 488	752 938	751 723 252	2 117 629 116
XV	Logam Tidak Mulia dan Barang Daripadanya <i>Base Metals And Articles Thereof</i>	315 062 188	799 218 165	528 113 179	1 444 862 094
XVI	Mesin dan Perlengkapan Elektris, serta Aksesoris dari Barang Tersebut <i>Machinery, Electrical Equipments and Accessories of Such Articles</i>	89 247 452	265 082 149	1 113 457 761	3 133 821 982
XVII	Kendaraan, Pesawat Terbang, Kapal dll <i>Vehicles, Aircraft, Vessels, etc</i>	63 989 961	188 845 256	552 996 111	1 410 577 307
XVIII	Alat Optis, Fotografi, Musik, Jam dll <i>Optical, Photographic, Musical Instruments, Watches, etc</i>	5 952 657	16 819 508	88 374 965	245 289 690
XIX	Senjata dan Amunisi; Bagian dan Aksesorisnya <i>Arms And Amunition; Parts & Accesories</i>	0	397	0	1 573
XX	Bermacam-macam Barang Hasil Pabrik <i>Miscellaneous Manufactures Articles.</i>	56 143 611	158 321 736	226 478 877	639 843 959
XXI	Karya Seni, Barang Kolektor dan Barang Antik <i>Works Of Art, Collectors, Pieces and Antiques</i>	119 842 516	336 793 524	3 808 541	15 049 331
	Total Ekspor	43 027 260 113	120 659 342 227	11 810 032 191	33 602 653 563

Tabel 2 : Ekspor Indonesia menurut kode HS 2 digit

Exsport of Indonesia by 2 Digits of HS Code

Maret 2016

March

HS	Uraian golongan barang <i>Group description</i>	Berat bersih / Net weight (Kg)		Nilai / Value F.O.B. (U S \$)	
		Bulan ini <i>Current month</i>	Kumulatif <i>Cum. Jan. to date</i>	Bulan ini <i>Current month</i>	Kumulatif <i>Cum. Jan. to date</i>
(1)	(2)	(3)	(4)	(5)	(6)
01	Live animals	1 913 665	6 402 922	3 964 811	13 248 656
02	Meat and edible meat offal	606 195	1 005 059	2 167 645	3 997 823
03	Fish and crustaceans, Molluscs and other aquatic invertebrates	57 677 472	162 387 397	236 175 255	661 421 464
04	Dairy products, bird's eggs; natural honey, edible products of animal origin,	1 876 269	6 790 551	16 222 758	39 789 357
05	Products of animal origin, not elsewhere specified or included	1 506 033	4 001 465	1 519 837	4 366 412
06	Live trees and other plants; bulbs, roots and the like; cut flowers and ornamental foliage	987 862	2 679 482	1 339 040	6 060 740
07	Edible vegetables and certain roots and tubers	11 067 192	23 801 773	5 227 544	12 686 078
08	Edible fruits and nuts; peel of citrus fruit or melons	81 395 581	252 699 275	57 138 831	183 788 252
09	Coffee, tea, mate, and spices	35 752 647	118 849 410	111 347 711	367 078 113
10	Cereals	668 879	2 505 584	290 390	1 109 946
11	Products of the milling industry; malt, starches; inulin;wheat gluten	10 132 365	30 695 373	4 903 669	14 533 262
12	Oil seeds and oleaginous fruits; grains,seed, and fruits; industrial or medical plants; straw and fodder	29 170 811	73 117 248	17 577 012	45 945 775
13	Lac; gums; resins and other vegetable saps and extracts	4 549 676	11 423 038	8 303 041	20 143 486
14	Vegetable plaiting materials; vegetable products	177 550 167	290 912 869	13 401 017	23 358 613
15	Animal or vegetable oils/fats and their cleavage products; prepared edible fats; animal or vegetables waxes	2 052 170 466	6 630 932 476	1 247 410 619	3 865 516 717
16	Preparations of meat/fish/crustaceans/mollucs or other aquatic invertebratas	14 108 511	39 859 492	82 888 551	233 944 233
17	Sugar and sugar confectionery	19 168 230	41 836 391	14 765 901	37 661 485
18	Cocoa and cocoa preparations	28 678 653	79 149 149	97 897 430	290 686 863
19	Preparations of cereals, flour, starch or milk; pastrycooks' products	35 186 734	85 182 416	63 624 813	175 452 729
20	Preparations of vegetables, fruits, nuts or other part of plants	10 228 652	30 022 647	14 807 318	42 429 651
21	Miscellaneous edible preparations	33 142 844	89 068 518	79 768 956	239 013 847
22	Beverages, spirit, and vinegar	28 046 980	64 567 158	17 404 445	41 350 725
23	Residues and waste from the food industries	394 419 988	1 138 888 990	46 638 483	134 335 006
24	Tobacco and manufactured tobacco substitutes	10 814 949	30 303 148	88 014 068	255 245 387
25	Salts; sulphur; earths and stone; plastering materials, lime and cemen	1 011 903 847	2 384 861 327	14 251 743	32 323 454
26	Ores, slag, and ash	530 441 127	1 090 851 670	219 613 278	660 929 139
27	Mineral fuels, mineral oils and products of their distillation; bituminous substances; mineral waxes	34 956 476 878	98 522 572 134	2 393 187 515	6 759 174 088
28	Inorganic chemicals	100 966 626	318 000 822	34 716 668	112 515 340
29	Organic chemicals	217 562 193	570 987 244	172 476 298	467 380 427
30	Pharmaceutical products	1 760 107	4 535 314	53 607 358	136 825 274
31	Fertilizers	116 286 115	239 182 814	28 072 937	59 445 862
32	Tanning or dyeing extracts,tannins and their derivatives;dyes, pigments and other colouring matter; paints and varnishes; putty and other mastics; ink	10 844 891	29 481 232	39 941 959	109 079 048
33	Essential oils and resinoids; perfumery, cosmetic or toilet preparatio	8 852 506	23 823 028	53 487 029	156 938 134
34	Soap, organic surfasce-active agents, washing, and lubricating preparation	107 299 865	270 558 065	75 485 503	221 214 990
35	Albuminoidal substances; modified starches; glues; enzymes	2 107 174	5 183 293	4 477 767	12 173 633
36	Explosives; pyrotechnic products; matches; pyrophonic alloys; certain combustible preparations	506 313	1 368 259	691 652	1 922 750
37	Photographic and cinematographic goods	39 050	91 655	212 135	596 657
38	Miscellaneous chemical products	340 814 687	889 372 918	277 920 590	689 711 848
39	Plastics and articles thereof	136 473 120	361 213 644	196 217 090	534 428 250
40	Rubber and articles thereof	265 664 539	771 723 191	421 776 311	1 236 483 297
41	Raw hides, skins(other than furskins), and leather	386 263	1 010 265	11 077 574	25 768 364
42	Articles of leather; saddlery and harness; travel goods, handbags and similar containers	1 871 737	4 939 346	31 978 416	83 974 192
43	Furskins and artificial fur; manufactures thereof	10 147	27 103	112 219	300 357
44	Wood and articles of wood; wood charcoal	526 687 447	1 383 531 470	342 111 233	949 877 250
45	Cork and articles of cork	14 601	35 831	22 339	44 102

Tabel 2 : Ekspor Indonesia menurut kode HS 2 digit

Exsport of Indonesia by 2 Digits of HS Code

Maret 2016

March

HS	Uraian golongan barang <i>Group description</i>	Berat bersih / Net weight (Kg)		Nilai / Value F.O.B. (U S \$)	
		Bulan ini	Kumulatif	Bulan ini	Kumulatif
		<i>Current month</i>	<i>Cum. Jan. to date</i>	<i>Current month</i>	<i>Cum. Jan. to date</i>
(1)	(2)	(3)	(4)	(5)	(6)
46	Manufactured of straw or other plaiting materials; basketware and wickerwork	1 662 947	4 750 090	6 184 306	18 049 183
47	Pulp of wood or of other fibrous cellulosic material; recovered (waste and scrap)paper or paperboard	309 147 403	861 193 441	145 040 342	414 732 426
48	Paper and paperboard; articles of paper pulp or of paper/paperboard	357 015 400	1 008 112 171	297 380 296	835 506 329
49	Printed books, newspapers, pictures, and other products of the printing industry	1 266 164	2 511 506	2 895 106	6 782 321
50	Silk	45	38 648	35	31 575
51	Wool, fine or coarse animal hair; horse hair yarn, woven fabrics of pa	2 335	25 151	3 934	265 166
52	Cotton	22 606 393	65 206 135	60 522 701	179 810 732
53	Other vegetable textile fibres; paper yarns and woven fabrics of paper yarn	2 972 155	8 612 023	809 201	2 197 736
54	Man-made filaments	29 837 680	81 603 846	90 500 055	264 573 110
55	Man-made staple fibres	91 873 508	250 914 088	193 840 663	531 028 267
56	Wadding, felt, and non-wovens; special yarn; twine, cordage, ropes and cables and articles thereof	2 972 216	8 249 613	14 624 477	38 973 331
57	Carpets and other textile floor coverings	2 359 926	5 908 735	6 487 962	17 157 220
58	Special woven fabrics; tufted textile fabrics; lace; tapestries; embroidery	376 715	1 237 906	9 681 291	23 018 120
59	Impregnated, coated, covered or laminated textile fabrics	3 400 216	8 100 398	12 560 996	31 769 245
60	Knitted or crocheted fabrics	1 390 579	4 013 998	8 813 921	23 630 793
61	Articles of apparel and clothing accessories, knitted or crocheted	20 093 875	58 519 350	272 196 310	787 326 870
62	Articles of apparel and clothing accessories, not knitted or crocheted	17 323 133	50 545 686	338 876 954	1 003 426 045
63	Other made up textile articles; sets; worn clothing and worn textile articles; rags	5 088 340	15 250 319	20 398 836	58 943 547
64	Footwear, gaiters and the like; parts of such articles	19 340 240	59 590 782	354 771 910	1 103 831 379
65	Headgear and parts thereof	365 270	1 090 875	3 603 550	10 475 885
66	Umbrellas, walking sticks, seat-sticks, whips, riding-crops and parts thereof	31 469	64 807	296 154	548 516
67	Prepared feathers and articles; artificial flowers; articles of human hair	1 432 260	3 714 557	33 770 857	90 981 374
68	Articles of stone, plaster, cement, asbestos, mica or similar material	24 547 577	74 666 983	12 047 060	33 423 162
69	Ceramic products	32 365 274	88 885 719	27 462 063	81 097 185
70	Glass and glassware	51 503 067	140 269 271	28 073 764	73 727 917
71	Natural and cultured pearls, precious/semi precious stones, and precious metal, and articles thereof, imitation jewellery; coin	257 488	752 938	751 723 252	2 117 629 116
72	Iron and steel	211 650 422	500 473 261	129 727 732	282 790 719
73	Articles of iron and steel	47 438 808	149 512 583	130 154 124	432 048 656
74	Copper and articles thereof	29 335 584	74 075 621	141 171 472	344 837 646
75	Nickel and articles thereof	7 437 355	20 808 749	39 210 049	111 066 342
76	Aluminium and articles thereof	11 788 782	31 672 543	27 691 111	78 349 375
78	Lead and articles thereof	675 332	1 513 634	1 230 764	2 710 466
79	Zinc and articles thereof	563 415	1 627 975	664 866	1 862 022
80	Tin and articles thereof	2 441 626	9 370 337	40 075 856	141 106 769
81	Other base metal; cermets; and articles thereof	21 642	81 807	559 428	2 129 715
82	Tools, implements, cutlery, spoon and forks, of base metal and parts thereof	669 987	1 788 774	7 186 174	18 751 602
83	Miscellaneous articles of base metal	3 039 234	8 292 880	10 441 605	29 208 782
84	Nuclear reactors, boilers, machinery and mechanical appliances; parts thereof	48 378 821	138 518 037	416 900 881	1 148 066 039
85	Electrical machinery and equipments; sound recorders/reproducers	40 868 632	126 564 112	696 556 879	1 985 755 943
86	Railway and tramway locomotive, mechanical traffic, and all kinds	523 325	1 349 285	6 059 234	7 924 222
87	Vehicles other than railway/tramway, and parts and accessories thereof	54 651 794	148 224 179	470 905 041	1 204 314 358
88	Aircraft and its components	27 026	157 212	4 843 461	20 466 168
89	Ships, boat, and floating structures	8 787 817	39 096 777	71 188 375	177 820 230
90	Optical, photographic, cinematographic, measuring, checking, medical	1 407 367	3 871 655	41 189 094	111 293 171

Tabel 2 : Ekspor Indonesia menurut kode HS 2 digit

Exsport of Indonesia by 2 Digits of HS Code

Maret 2016

March

HS	Uraian golongan barang <i>Group description</i>	Berat bersih / Net weight (Kg)		Nilai / Value F.O.B. (U S \$)	
		Bulan ini	Kumulatif	Bulan ini	Kumulatif
(1)	(2)	(3)	(4)	(5)	(6)
91	Clocks and watches and parts thereof	13 170	42 389	1 057 012	3 180 042
92	Musical instruments; parts and accessories of such articles	4 532 120	12 905 464	46 128 859	130 816 476
93	Arms and ammunition; parts and accessories thereof		397		1 573
94	Furnitures, bedding, mattress supports, cushions and stuffed furnishin	44 826 123	129 035 853	160 692 205	461 332 589
95	Toys, games and sports requisiters; parts and accessories thereof	2 442 813	6 823 411	31 251 584	86 792 354
96	Miscellaneous manufactured articles	8 874 674	22 462 472	34 535 088	91 719 016
97	Works of arts, collectors' piece and antiques	170 311	433 203	585 903	1 467 750
98	Vehicles in ckd and their components		17 803		52 329
99	Postal packages, parcels, and returned goods	119 672 205	336 360 321	3 222 638	13 581 581
	Total Ekspor	43 027 260 113	120 659 342 227	11 810 032 191	33 602 653 563

Tabel 3 : Ekspor Indonesia menurut Komoditi (Kode HS 10 digit)
Export of Indonesia by Commodity (10 digit of HS Code)

Maret 2016

March

Kode H S H S Code	Uraian golongan barang Group description	Berat bersih / Net weight (Kg)		Nilai / Value F.O.B. (U S \$)	
		Bulan ini Current month	Kumulatif Cum. Jan. to date	Bulan ini Current month	Kumulatif Cum. Jan. to date
(1)	(2)	(3)	(4)	(5)	(6)
0103100000	Live swine, pure-bred breeding animals	-	1 760	-	5 500
0103920000	Live swine, other than breeding animals, weighing 50 kg or more	1 873 568	6 303 587	3 613 614	12 260 074
0105119000	Live fowls spec Gallus domesticus, weight <=185g,oth than breeding	12	107	266	433
0106110000	Live primates, mammals	-	70	-	74
0106140000	Live rabbits and hares, mammals	-	37	-	230
0106190000	Other live mammals	492	2 561	3 202	20 279
0106200000	Live reptiles (including snakes and turtles)	37 782	90 692	258 205	640 430
0106320000	Live psittaciformes (including parrots, parakeets,macaws and cockatoos)	365	885	55 495	95 189
0106490000	Other live insects	534	759	14 047	24 422
0106900000	Other live animals	912	2 465	19 982	202 025
0201200000	Other cuts with bone in of bovine animals, fresh or chilled	-	180	-	74
0203290000	Other meat of swine, frozen	270 547	270 547	584 384	584 384
0206900000	Edible offal of sheep, goats, horses, asses, mules or hinnies, frozen	-	1	-	1
0208500000	Meat&edible meat offal of reptile (incl.snake&turtles),fresh,childd/frozen	7 000	30 227	5 250	63 257
0208901000	Frogs' legs fresh, chilled or frozen	215 622	420 766	1 280 573	2 675 644
0208909000	Meat & edible meat offal of other animal fresh, chilled or frozen	21 055	58 923	122 580	359 177
0210199000	Other meat of swine, salted, in brine, dried or smoked	200	335	50	95
0210930000	Meat&edible,incl.flour & meal,of reptil inc.snake&turtle,salt,in brine,dry/smoke	91 021	222 699	161 145	290 067
0210991000	Freeze dried chicken dice, salt,in brine ,dry/smoke,edible flour and meal of meat	750	1 380	13 663	25 123
0301111000	Live freshwater ornamental fish, fry	4 060	13 691	263 628	846 539
0301119100	Koi carp (Cyprinus carpio)	46	135	2 592	13 525
0301119300	Siamese fighting fish (Beta splendens)	95	295	1 823	5 237
0301119510	Red arowanes	3 098	6 797	479 222	861 514
0301119590	Arowanes, than not red	2 734	5 231	202 135	350 262
0301119910	Botia (Botia macracantha)	4 705	10 816	39 917	125 553
0301119920	Discus (Symphisodon discus)	6 537	18 765	2 850	12 792
0301119990	Other freshwater ornamental fish, live	38 094	111 871	631 200	1 800 515
0301191000	Live marine ornamental fish, fry	2 020	2 020	518	518
0301199000	Live marine ornamental fish, other than fry	107 734	270 350	714 566	1 809 446
0301920000	Live eels (Anguilla spp.)	558 855	1 787 059	1 207 245	3 649 533
0301939000	Live carp, other than breeding	200	6 629	824	23 359
0301991100	Live fry milkfish or lapu-lapu, breeding	26 709	37 693	719 908	1 054 718
0301991900	Live fry milkfish or lapu-lapu, other than breeding	1 486	166 590	267 532	534 252
0301992100	Other live fry fish, for breeding	48	77	738	1 848
0301992900	Other live fry fish, for other than breeding	-	60	-	101
0301993100	Milkfish, breeding	30	56	240	423
0301993910	Live kerapu (Cromilepte altiveli; Epinephelus heniochus;Epinephelus Merra)	284 690	969 228	2 394 123	7 810 208
0301993990	Other live marine fish	161	23 761	200	22 308
0301994090	Other freshwater fish	18 070	23 844	29 960	48 259
0302190000	Oth salmonidae fish, excluding fillet, liver and roes, fresh or chilled	5 368	25 907	69 649	116 322
0302290000	Oth flat fish, excl.fillet,liver & roes fresh or chilled	8 155	10 543	16 310	21 086
0302320000	Yellowfin tunas,excl.fillets, livers & roes, fresh or chilled	1 700	419 079	6 891	2 181 828
0302330000	Skipjack or stripe-bellied bonito,excl. fillets,livers & roes,fresh or chilled	36	386	62	818

Tabel 3 : Ekspor Indonesia menurut Komoditi (Kode HS 10 digit)
Export of Indonesia by Commodity (10 digit of HS Code)

Maret 2016

March

Kode H S H S Code	Uraian golongan barang Group description	Berat bersih / Net weight (Kg)		Nilai / Value F.O.B. (U S \$)	
		Bulan ini Current month	Kumulatif Cum. Jan. to date	Bulan ini Current month	Kumulatif Cum. Jan. to date
(1)	(2)	(3)	(4)	(5)	(6)
0302340000	Bigeye tunas, excl.fillets,liver & roes fresh or chilled	365 666	559 405	1 841 789	2 891 210
0302390000	Oth tunas, excl.fillets, livers & roes, fresh or chilled	514 700	1 160 130	2 980 576	6 779 982
0302420000	Anchovies excl.fillets, livers and roes, fresh or chilled	1 750	72 102	1 274	393 859
0302430000	Sardines, excl. fillets, livers & roes, fresh or chilled	-	465	-	1 204
0302470000	Swordfish (xiphias gladius) excl.fillets , livers and roes, fresh or chilled	-	745	-	375
0302590000	Other marine fish excl.fillets, livers and roes, fresh or chilled	215	435	860	1 740
0302721000	Yellowtail catfish, excl.fillets, livers and roes, fresh or chilled	-	4 691	-	3 833
0302729020	Catfish, excl.fillets, livers and roes, fresh or chilled	-	21 883	-	41 034
0302729090	Other catfish, excl.fillets, livers and roes, fresh or chilled	2 260	3 995	2 353	6 377
0302740000	Eels, excl. fillets, livers and roes, fresh or chilled	450	4 613	231	4 929
0302810000	Dogfish & oth sharks, excl. fillets, livers and roes, fresh or chilled	-	810	-	1 503
0302820000	Rays and skates, excl.fillets, livers and roes, fresh or chilled	103 735	304 586	110 275	317 247
0302891400	Savalai hairtails, etc., excl.fillets, livers and roes, fresh or chilled	6 111	132 276	20 853	402 944
0302891710	Silver pomfrets excl.fillets, livers and roes, fresh or chilled	53 027	228 986	200 294	851 701
0302891720	Black pomfrets excl.fillets, livers and roes, fresh or chilled	45 530	108 152	103 500	241 882
0302891800	Mangrove red snappers, excl.fillets, livers and roes, fresh or chilled	76 994	156 221	99 073	257 613
0302891910	Kerapu, excl.fillets, livers and roes, fresh or chilled	276 927	836 179	614 234	1 817 998
0302891930	Mackerel excl.fillets, livers and roes, fresh or chilled	275 340	698 031	827 116	2 179 545
0302891990	Other marine fish excl.fillets, livers and roes, fresh or chilled	3 453 392	9 910 833	4 789 486	14 346 546
0302892600	Indian threadfins and silver grunts, excl.fillets,livers&roes,fresh/chilled	-	594 670	-	1 051 968
0302892900	Other fish of not marine fish, excl. fillets, livers&roes, fresh or chilled	49 950	121 596	49 950	151 911
0303190000	Other salmonidae, excl.fillets, livers and roes, frozen	32 178	183 994	66 290	288 280
0303240000	Catfish, excl.fillets, livers and roes, frozen	266 666	652 631	396 439	1 133 465
0303260000	Eels, excl.fillets, livers & roes, frozen	644 595	1 483 933	1 482 931	3 246 974
0303290000	Nile perch and snakeheads, excl.fillets, livers and roes, frozen	-	23 695	-	37 419
0303390000	Oth flat fish, excl.fillets, livers & roes, frozen	481 592	1 383 865	500 438	1 322 631
0303410000	Albacore/longfinned tunas,excl.fillet, livers and roes, frozen	375 840	792 311	1 195 359	2 250 057
0303420000	Yellowfin tunas, excl.fillet, liver & roes, frozen	385 589	1 785 851	1 358 324	4 196 426
0303430000	Skipjack or stripe-bellied bonito, excl. fillets, livers and roes, frozen	1 115 973	5 281 943	1 469 645	7 077 055
0303440000	Bigeye tunas, excl.fillets, livers and roes, frozen	-	29 246	-	39 378
0303460000	Southern bluefin tunas, excl.fillets, livers and roes, frozen	4 100	4 100	39 045	39 045
0303490000	Oth tunas, excl.fillets,livers & roes, frozen	355 834	1 068 609	507 184	2 820 565
0303530000	Sardines, sardinella, brisling or sparts excl.fillets, livers and roes, frozen	25 174	67 054	19 174	58 108
0303540010	Mackerel, excl.fillets, livers and roes, frozen	614 709	1 175 654	1 539 520	2 806 073
0303560000	Cobia, excl.fillets, livers and roes, frozen	48 362	172 285	98 159	285 619
0303570000	Swordfish (xiphias gladius), excl.fillets,livers and roes,frozen	212 435	947 225	1 151 328	4 420 339
0303690000	Other marine fish, excl.fillets, livers and roes, frozen	161 083	510 354	350 543	1 319 140
0303810000	Dogfish and other sharks, excl.fillets, livers and roes, frozen	90 945	272 977	150 596	771 796
0303820000	Rays and sakes, excl.fillets, livers and roes, frozen	28 130	225 631	61 808	368 646
0303891300	Bluntnose lizardfish, excl.fillets, livers and roes, frozen	195 800	672 161	205 600	681 405

Tabel 3 : Ekspor Indonesia menurut Komoditi (Kode HS 10 digit)
Export of Indonesia by Commodity (10 digit of HS Code)

Maret 2016
March

Kode H S H S Code	Uraian golongan barang Group description	Berat bersih / Net weight (Kg)		Nilai / Value F.O.B. (U S \$)	
		Bulan ini Current month	Kumulatif Cum. Jan. to date	Bulan ini Current month	Kumulatif Cum. Jan. to date
(1)	(2)	(3)	(4)	(5)	(6)
0303891400	Savalai hairtails, excl.fillets, livers and roes, frozen	4 262 642	10 171 779	6 897 487	16 552 689
0303891510	Indian mackarel, excl.fillets, livers and roes, frozen	137 720	570 838	238 447	1 080 524
0303891520	Island mackarel, excl.fillets, livers and roes, frozen	-	12 211	-	16 795
0303891600	Torpedo scads,spotted sicklefish&great barracuda,excl fillet,liver&roes,frozen	15 079	15 079	30 734	30 734
0303891710	Silver pomfrets, excl.fillets, livers and roes, frozen	49 605	382 575	71 253	1 230 016
0303891720	Black pomfrets, excl.fillets, livers and roes, frozen	404 504	1 303 685	819 684	2 434 313
0303891800	Mangrove red snappers, excl.fillets, livers and roes, frozen	284 707	781 302	946 961	2 668 367
0303891910	Kerapu(cromilepte altivelis,epinephelus) excl.fillets,livers and roes,frozen	19 869	151 292	84 921	455 974
0303891920	Marlin, excl.fillets, livers and roes, frozen	3 300	29 669	9 927	71 119
0303891930	Mackarel excl.fillets, livers and roes, frozen	659 379	2 263 311	1 523 637	4 374 102
0303891940	Indo-pacific sailfish, excl.fillets, livers and roes, frozen	23 502	43 502	35 650	76 650
0303891990	Other marine fish, excl.fillets, livers and roes, frozen	1 542 273	4 365 336	2 571 899	7 517 282
0303892400	Snakeskin gourami, excl.fillets, livers and roes, frozen	-	1 300	-	2 973
0303892600	Indian threadfins, excl.fillets, livers and roes, frozen	532 183	1 269 907	612 297	1 600 532
0303892900	Other fish, not marine fish, excl.fillets, livers and roes, frozen	3 110 052	7 195 900	4 053 171	10 034 858
0303902000	Roes of fish, frozen	19 141	25 453	184 612	309 317
0304320090	Other catfish fillets (whether or not minced), fresh or chilled	1 042 909	1 101 219	1 130 798	1 280 304
0304390000	Carp, eels and snakeheads fillets (whether/not minced), fresh or chilled	2 247	94 829	22 805	779 165
0304450000	Swordfish (Xiphias gladius) fillets, fresh or chilled	-	95 419	-	43 650
0304490000	Fillets of other fish, fresh or chilled	15 251	50 371	159 594	520 749
0304540000	Swordfish meat (whether or not minced), fresh or chilled	-	35 284	-	156 530
0304590000	Other fish meat (whether or not minced), fresh or chilled	2	19 787	20	118 997
0304610000	Tilapias fillets, frozen	817 263	2 875 698	5 219 645	18 264 467
0304620090	Other catfish fillets, frozen	-	1 656	-	1 535
0304690000	Carp, eels, and snakeheads fillets, frozen	-	54 360	-	382 094
0304810090	Frozen fillets of Pacific, Atlantic and Danube salmon, not red salmon	33 793	155 711	350 158	989 223
0304820000	Frozen fillets of trout	60	18 172	976	301 626
0304840000	Frozen fillets of swordfish	425 345	729 698	2 212 960	4 438 487
0304870000	Frozen fillets of tunas, skipjack or stripe-bellied bonito	1 224 402	2 874 173	7 288 941	18 416 016
0304890000	Frozen fillets of other fish	1 379 926	3 643 708	7 111 122	17 144 591
0304910000	Swordfish (xiphias gladius) meat (whether or not minced), frozen	4 140	13 045	23 792	74 096
0304990010	Meat of tuna loin and skipjack, (whether or not minced), frozen	483 518	1 500 955	3 458 077	10 024 957
0304990090	Meat of other fish, (whether or not minced), frozen	3 741 080	10 216 197	9 242 529	26 907 997
0305100000	Flours, meals, and pellets of fish, fit for human consumption	100	100	1 170	1 170
0305201000	Livers & roes of freshwater fish, dried, smoked, salted or in brine	12 276	14 060	12 228	19 175
0305209000	Livers&roes of fish, oth than freshwater fish, dried, smoked, salted/in brine	357 805	924 331	683 666	2 179 119
0305399000	Fish fillets, dried,salted,but not smoked	-	75 085	-	124 439
0305490000	Other fish, smoked, incl.fillets, other than edible fish offal	257 884	677 367	1 086 536	2 992 992
0305592000	Marine fish, dried, other than edible fish offal, salted/unsalted, not smoked	13 829	28 379	55 199	166 549
0305599000	Fish,not marine fish,dried,oth thn edble fish offal,saltd/unsaltd,not smokd	193 468	660 946	425 475	1 718 645
0305630000	Anchovies, salted but not dried/smoked & in brine, other than edible fish offal	266 937	334 634	2 274 533	2 856 703
0305691010	Mackerel, salted but not dried/smoked & in brine, other than edible fish offal	-	7 500	-	3 533

Tabel 3 : Ekspor Indonesia menurut Komoditi (Kode HS 10 digit)
Export of Indonesia by Commodity (10 digit of HS Code)

Maret 2016

March

Kode H S H S Code	Uraian golongan barang Group description	Berat bersih / Net weight (Kg)		Nilai / Value F.O.B. (U S \$)	
		Bulan ini Current month	Kumulatif Cum. Jan. to date	Bulan ini Current month	Kumulatif Cum. Jan. to date
(1)	(2)	(3)	(4)	(5)	(6)
0305691090	Other marine fish, salted but not dry/smokd&in brine,not edible fish offal	-	40 620	-	37 371
0305699000	Fish,not marine fish,salted,not dry/smokd&in brine,not edible fish offal	44 851	152 920	258 911	679 787
0305710000	Shark fins, fit for human consumption	51 661	62 880	483 073	650 892
0305721000	Fish maws, fit for human consumption	14 328	27 095	83 021	137 657
0305729000	Fish head and tails, fit for human consumption	1 035	3 515	5 938	10 713
0305790090	Other edible fish offal, fit for human consumption	256	8 021	9 728	122 084
0306110000	Rock lobsters and other sea crawfish, frozen, fit for human consumption	74 209	114 291	332 828	722 798
0306120000	Lobsters, frozen, fit for human consumption	4 629	21 555	15 508	98 121
0306141000	Soft shell crabs, frozen, fit for human consumption	74 543	164 845	173 243	398 091
0306149000	Other crabs, frozen, fit for human consumption	149 880	320 003	1 524 307	3 610 109
0306160000	Cold water shrimps and prawns, frozen, fit for human consumption	284 846	698 593	2 732 337	6 458 627
0306171010	Giant tiger prawns with head, frozen, fit for human consumption	29 760	168 442	127 490	855 251
0306171020	Giant tiger prawns headless, frozen, fit for human consumption	430 699	1 280 382	6 870 233	20 382 365
0306171090	Other giant tiger prawns, frozen, fit for human consumption	1 402 217	4 179 907	13 689 327	40 638 556
0306172010	Whiteleg shrimps with head, frozen, fit for human consumption	9 707	20 929	90 270	202 260
0306172020	Whiteleg shrimps headless with tail, frozen, fit for human consumption	2 659 958	7 670 571	22 524 640	66 080 248
0306172030	Whiteleg shrimps headless without tail, frozen, fit for human consumption	1 095 067	3 456 943	9 569 636	30 486 218
0306172090	Other whiteleg shrimps, frozen, fit for human consumption	5 379 294	13 541 837	46 227 395	114 646 025
0306179000	Other shrimps and prawns, frozen, fit for human consumption	609 807	1 666 681	4 952 976	13 137 628
0306190000	Other crustac,incl flours,meals&pellets of crustac,fit for human consump,frozen	373 131	1 018 207	3 388 943	9 155 011
0306211000	Rock lobsters and other sea crawfish, breeder	692	795	8 848	10 666
0306212000	Rock lobsters and other sea crawfish, oth.than breeder, live	54 966	277 555	834 728	2 888 303
0306213000	Rock lobsters and other sea crawfish, fresh or chilled, not frozen	5 790	20 166	10 112	32 590
0306219900	Oth rock lobsters & other sea crawfish not in airtight containers, not frozen	102	396	2 511	8 457
0306221000	Lobsters (homarus spp), breeder	176	692	7 804	19 966
0306222000	Lobsters (homarus spp),oth than breeder ,live	126 352	389 418	2 175 394	7 928 635
0306223000	Lobsters (homarus spp), fresh/chilled, not frozen	300	300	2 400	2 400
0306229100	Lobsters (homarus spp), in airtight containers, dried	15 109	63 151	7 751	31 459
0306241000	Crabs, live	686 943	2 176 766	3 328 985	10 604 250
0306242000	Crabs, fresh or chilled	81 225	176 435	374 115	595 344
0306249100	Crabs, dried, in airtight container, not frozen	5 233	6 500	106 751	109 277
0306249910	Crabs, dried, boiled, in airtight container, not frozen	61 696	169 737	756 453	2 258 537
0306249990	Crabs, dried, not boiled, not in airtight container, not frozen	3 919	3 934	86 918	86 935
0306261000	Cold-water shrimps and prawns, breeder	-	400	-	207
0306262000	Cold-water shrimps and prawns,other than breeder, live	2 478	7 635	18 523	57 223
0306263000	Cold-water shrimps and prawns, fresh or chilled	96 554	497 026	264 516	1 445 689
0306264900	Cold-water shrimps and prawns, dried in oth than airtight containers	-	24 520	-	111 187
0306271900	Other shrimps and prawns, breeder	415	1 199	20 949	56 966
0306272200	Whiteleg shrimps,other than breeder, live	13	180	13 830	164 902
0306272900	Other shrimps and prawns, other than breeder, live	8 177	16 870	35 936	107 295
0306273100	Giant tiger prawns, fresh or chilled, not frozen	50	150	19	103
0306273200	Whiteleg shrimps, fresh or chilled, not frozen	-	2 008	-	3 033
0306273900	Other shrimps and prawns, fresh or chilled, not frozen	82 700	276 269	139 288	485 432
0306274900	Other shrimps and prawns, dried, in oth than airtight containers, not frozen	23 000	124 247	67 740	280 643
0306291000	Other crustaceans, live	288	7 037	752	10 437
0306293000	Crustaceans, flours, meal and pellets	58	58	51	51

Tabel 3 : Ekspor Indonesia menurut Komoditi (Kode HS 10 digit)
Export of Indonesia by Commodity (10 digit of HS Code)

Maret 2016

March

Kode H S H S Code	Uraian golongan barang Group description	Berat bersih / Net weight (Kg)		Nilai / Value F.O.B. (U S \$)	
		Bulan ini Current month	Kumulatif Cum. Jan. to date	Bulan ini Current month	Kumulatif Cum. Jan. to date
(1)	(2)	(3)	(4)	(5)	(6)
0306299900	Crustaceans, flours, meal and pellets, in other than airtight containers	60	60	325	325
0307111000	Oysters, live	2 492	4 488	5 046	13 138
0307192000	Oysters, smoked	875	1 283	875	1 283
0307193000	Oth crustaceans, molluscs & oth.aquatic invertebrates, prepared or preserved	-	7 353	-	12 816
0307211000	Scallops, live	87 641	246 218	261 379	695 353
0307212000	Scallops, fresh or chilled	70 781	225 040	59 409	200 036
0307291000	Scallops, frozen	20 542	103 283	25 721	112 390
0307292000	Scallops, dried, salted or in brine, smoked	5 811	12 362	28 616	54 779
0307311000	Mussels, live	4 745	10 645	10 340	21 101
0307391000	Mussels, frozen	24 000	44 450	88 457	155 649
0307412000	Cuttle fish and squid, fresh or chilled	6 832	22 383	13 782	40 895
0307491000	Cuttle fish and squid, frozen	7 578 030	24 961 139	17 827 589	58 322 370
0307492000	Cuttlefish and squid, dried, salted or in brine	-	5 590	-	17 622
0307591000	Octopus, frozen	1 507 033	4 194 673	5 756 018	15 708 146
0307601000	Snails, other than sea snails, live	94 132	291 026	144 227	509 409
0307602000	Snails, other than sea snails, fresh, chilled or frozen	131 364	288 713	279 121	525 659
0307711000	Clams, cockles and ark shells, live	9	9	37	37
0307712000	Clams, cockles and ark shells, fresh or chilled	4 340	4 540	8 951	9 411
0307891000	Abalone (Haliotis spp); not live, fresh or chilled; frozen	-	36	-	90
0307911000	Oth molluscs;incl flours, meals&pellets, for human consumption, live	732	33 076	7 588	78 162
0307912000	Oth molluscs;incl flours, meals&pellets, for human consumption, fresh/chilled	2	20	52	361
0307991000	Oth molluscs;incl flours, meals&pellets, for human consumption, frozen	1 089	39 381	4 120	85 161
0307992000	Oth molluscs;for human consumption;not live,fresh/chilled;dried, salted, brined	-	37	-	1 480
0307999000	Oth molluscs, for human consumption; oth than frozen & dried	26 452	28 652	20 506	26 220
0308192000	Sea cucumbers (Stichopus japonicus, Holothuridae), dried, salted/brined	138 132	312 566	680 317	1 524 260
0308211000	Sea urchins (strongylo/paracentrotus, loxechins albs, echichins esculnts) live	71	207	650	1 534
0308291000	Sea urchins, frozen	3	3	53	53
0308301000	Jellyfish (Rhopilema spp.), live	2 643	8 402	25 695	67 355
0308302000	Jellyfish (Rhopilema spp.), fresh or chilled	9 360	28 125	14 932	58 544
0308304000	Jellyfish (Rhopilema spp.), dried, salted or in brine	1 275 272	2 131 382	1 178 663	1 970 735
0308901000	Oth aquatic invertebrates oth than crustaceans and molluscs, live	53 739	147 720	209 471	637 692
0308902000	Oth aquatic invertebrates oth than crustaceans and molluscs, fresh/chilled	556	1 470	7 922	18 457
0308903000	Oth aquatic invertebrates oth than crustaceans and molluscs, frozen	70	71	46	121
0308909000	Flours, meals, pellets oth than crustaceans&molluscs	8 677	20 287	63 883	179 182
0401101000	Milk&cream of a fat <=1%, not added sugar/sweet,not concentrate, liquid form	42 541	195 187	28 661	132 823
0401109000	Milk&cream of a fat <=1%, not added sugar/sweet, not in liquid form	5 561	13 167	43 963	63 449
0401201000	Milk&cream of 1%?a fat_6%, not added sugar/sweet,not concentrate, liquid form	450 935	1 655 961	299 264	1 048 087
0401209000	Milk&cream of 1%?a fat_6%, not added sugar/oth sweet, not in liquid form	160	845	60	532
0401401000	Milk&cream of 6%?a fat_10%, not added sugar/sweet,not concentrate, liquid form	15 445	90 916	9 965	81 934
0401402000	Milk&cream of 6%?a fat_10%, not added sugar/sweet, in frozen form	6 694	62 418	2 547	8 813
0401409000	Milk&cream of 6%?a fat_10%, not added sugar/sweet, in other form	15 658	108 850	35 168	380 718
0401501000	Milk and cream of a fat >10%, not added sugar/sweet,not concentrate, liquid form	35 317	94 757	43 552	114 309
0401509000	Milk and cream of a fat >10%, not added sugar/sweet, not in liquid form	50	250	1 856	1 936
0402104900	Milk&cream of fat_1,5%,in solid form, no added sugar/sweet, containr weight?20 kg	55 976	229 298	281 342	967 878

Tabel 3 : Ekspor Indonesia menurut Komoditi (Kode HS 10 digit)
Export of Indonesia by Commodity (10 digit of HS Code)

Maret 2016

March

Kode H S H S Code	Uraian golongan barang Group description	Berat bersih / Net weight (Kg)		Nilai / Value F.O.B. (U S \$)	
		Bulan ini Current month	Kumulatif Cum. Jan. to date	Bulan ini Current month	Kumulatif Cum. Jan. to date
(1)	(2)	(3)	(4)	(5)	(6)
0402109100	Milk&cream of fat_1,5%,in solid form, added sugar/sweet, containr weight_20 kg	-	25	-	76
0402109900	Milk&cream of fat_1,5%,in solid form, added sugar/sweet, containr weight?20 kg	4 952	60 031	10 089	171 360
0402219000	Milk&cream fat >1,5%,in solid form, not added sugar/sweet, containr weight?20 kg	54 161	540 362	203 030	1 571 464
0402299000	Milk&cream fat >1,5%,in solid form, added sugar/sweet, containr weight?20 kg	4 757	13 557	32 422	93 538
0402990000	Other milk&cream, containing added sugar/other sweetening	221 498	1 217 510	296 235	1 502 830
0403102000	Yoghurt in liquid form,whether/not condensed,contain flavour/not	377 876	598 355	319 283	513 626
0403109000	Yoghurt in not liquid form, contain fruits,nuts, cocoa, flavour/not	13 514	57 058	14 917	66 736
0403901000	Buttermilk, concentrated/add sugar/sweet containing fruits,nuts, cocoa, flavour/n	-	30	-	14
0403909000	Curdled milk&cream,kephir&oth fermented/ acidified milk&cream	344 309	1 289 251	458 892	1 747 828
0404100000	Whey&modified whey, whether/not concentrated/added sugar/sweet	22 800	144 202	97 670	136 886
0404900000	Products consist natural milk;whether/ not added sugar/sweet, n.e.s/included	2 065	2 065	9 553	9 553
0405100000	Butter	3 352	16 758	3 251	53 474
0405901000	Anhydrous butterfat	1 032	2 472	3 082	3 918
0405909000	Other fats and oils derived from milk	100	100	5 377	5 377
0406101000	Fresh (unripened or uncured) cheese, including whey cheese	1 267	3 195	3 706	8 872
0406201000	Grated/powdered cheese,of all kinds, in packages of a gross weight >20 kg	100	100	859	859
0406209000	Grated/powdered cheese,of all kinds, in packages of a gross weight _ 20 kg	5 145	8 565	4 063	11 152
0406300000	Processed cheese,not grated or powdered	51 528	97 747	174 034	330 436
0406900000	Other cheese	19 142	38 624	69 282	133 356
0407110000	Fertilised eggs for incubation of fowls of the species Gallus domesticus	-	14 700	-	170 654
0409000000	Natural honey	28 574	33 598	50 963	73 112
0410001000	Birds' nests, edible	91 758	200 601	13 719 673	30 383 757
0501000000	Human hair, unworked, whether or not washed or scoured; waste of human hair	5 355	16 376	120 491	254 377
0505101000	Duck feathers and down, of a kind used for stuffing	38 824	110 385	24 117	79 934
0505109000	Feathers and down other than duck, of a kind used for stuffing	-	130	-	37 523
0505901000	Duck feathers and down, used other than for stuffing	37 708	125 822	38 329	127 021
0505909000	Other skins&parts of birds; powder&waste of feather, used oth than for stuffing	75	9 144	2 270	59 453
0506900000	Other bones & horn-cores, degelatinised; powder and waste of these products	1 140	129 142	9 059	84 017
0507109000	Ivory oth than Rhinoceros horns; ivory powder and waste thereof	-	45	-	156
0507909000	Whalebone and whalebone hair, unworked/ simply prepared & waste thereof	135	135	675	675
0508001000	Coral&similar material,unworked/simply prepared but not otherwise worked	94 542	268 088	590 608	1 570 304
0508002000	Shells of molluscs, crustaceans/ echinoderms,unworked/simply prepared/not	94 293	240 345	34 700	107 052
0508009000	Cuttle-bone,unworked/simply prepared not cut to shape,powder&waste thereof	1 054 571	2 572 704	423 166	1 077 887
0511910010	Dead animals of fish/crustaceans,mollusc/oth aquatic inverteb,not human consumpt	40 000	80 000	19 421	38 216
0511910040	Fish skin	126 519	386 438	143 904	414 823
0511910090	Oth product of fish or crustaceans, molluscs or oth.aquatic invertebrates	12 662	61 646	112 970	479 184
0511993000	Natural sponges	210	945	126	3 500
0511999000	Other animal products not elsewhere specified or included	-	120	-	32 290

Tabel 3 : Ekspor Indonesia menurut Komoditi (Kode HS 10 digit)
Export of Indonesia by Commodity (10 digit of HS Code)

Maret 2016

March

Kode H S H S Code	Uraian golongan barang Group description	Berat bersih / Net weight (Kg)		Nilai / Value F.O.B. (U S \$)	
		Bulan ini Current month	Kumulatif Cum. Jan. to date	Bulan ini Current month	Kumulatif Cum. Jan. to date
(1)	(2)	(3)	(4)	(5)	(6)
0601100000	Bulbs, tubers, tuberous roots, corms, crowns & rhizomes, dormant	-	10 000	-	52 800
0601209000	Bulbs,tubers,tuberous roots, corms, crowns & rhizomes, in growth/in flower	358 884	736 276	193 879	1 213 823
0602109000	Unrooted cutting and slips of oth plants	188 171	505 092	413 572	1 043 933
0602200000	Trees, shrubs & bushes, grafted or not, of kinds which bear edible fruit or nuts	-	6 996	-	11 502
0602901000	Rooted orchid cuttings and slips	2 540	8 688	22 317	76 226
0602907000	Leatherleaf ferns	4 000	34 000	2 800	20 968
0602909000	Other live plants (incl their roots), cuttings&slips; mushroom spawn	1 071	27 557	12 288	82 224
0603110000	Roses, fresh flowers of a kind suitable for bouquets/ornamental purpose	5 020	14 269	43 917	115 483
0603130000	Orchids, fresh flowers of a suitable for bouquets/ornamental purpose	1 500	1 500	6 000	6 000
0603140000	Chrysanthemums, fresh flowers of a kind suitable for bouquets/ornamental purpose	1 846	9 974	32 408	153 442
0603150000	Lilies (Lilium spp.), fresh flowers of a kind suitable for bouquets/ornamental	-	658	-	73 286
0603190000	Other fresh flowers of a kind suitable for bouquets/ornamental purpose	42 817	332 449	216 363	2 042 770
0603900000	Cut flowers&flower cuds for bouquets/ornamental,dried,dyed,bleached,impregnat	260 821	616 515	154 671	467 183
0604209000	Foliage,branches&oth parts of plants, grasses,for bouquets/ornamental, fresh	121 192	358 308	240 823	685 131
0604901000	Mosses&lichens, for bouquets/ornamental, oth than fresh	-	2 200	-	12 636
0604909000	Foliage,branches&oth part plant,grasses, for bouquets/ornamental,oth than fresh	-	15 000	-	3 335
0701900000	Potatoes, other than seed , fresh or chilled	427 970	1 107 084	222 934	565 972
0702000000	Tomatoes, fresh or chilled	31 921	82 030	58 693	147 658
0703101900	Onions,oth.than bulbs for propagation, fresh or chilled	161	171	250	259
0703102900	Shallots,oth than bulbs for propagation, fresh/chilled	9	13	9	12
0703209000	Garlic,oth than bulbs for propagation, fresh/chilled	-	4 200	-	1 050
0703909000	Leeks&oth alliaceous vegetables,oth than bulbs for propagation, fresh/chilled	-	543	-	560
0704102000	Headed broccoli, fresh or chilled	14	14	7	7
0704901100	Cabbages, round (drumhead), fresh or chilled	7 009 552	13 366 077	1 344 870	2 480 287
0704901900	Cabbages, oth than round (drumhead), fresh or chilled	309 273	679 115	63 435	129 888
0704909000	Kohlrabi, kale and similar edible brassicas, fresh or chilled	147 942	166 835	46 863	62 005
0705190000	Other lettuce, fresh or chilled	117 678	336 863	112 861	290 476
0706101000	Carrots, fresh or chilled	408	3 773	54	746
0706102000	Turnips, fresh or chilled	21 833	35 138	11 940	19 551
0706900000	Salad beetroot,salsify,celeriac,radishes & similar edible roots,fresh/chilled	677	677	279	279
0707000000	Cucumbers and gherkins, fresh/chilled	490	2 008	927	3 680
0708100000	Peas (Pisum sativum), shelled/unshelled, fresh/chilled	-	12 187	-	50 403
0708201000	French beans, shelled/unshelled, fresh/ chilled	133 111	405 404	129 224	390 431
0708202000	Long beans, shelled/unshelled, fresh/ chilled	226	653	853	2 347
0708209000	Oth beans, shelled/unshelled, fresh/ chilled	176 980	220 025	78 741	174 216
0708900000	Other leguminous vegetables, shelled/ unshelled, fresh or chilled	117 525	396 016	72 551	230 845
0709200000	Asparagus, fresh or chilled	-	17	-	202
0709300000	Aubergines (egg-plants),fresh/chilled	32 449	103 313	44 064	124 436
0709400000	Celery oth than celeriac,fresh/chilled	-	648	-	1 138
0709510000	Mushrooms of the genus Agaricus, fresh or chilled	13 503	59 834	57 825	185 885
0709601000	Chillies (fruits of genus Capsicum), fresh or chilled	20 855	56 648	32 630	94 866
0709609000	Oth fruits of the genus Capsicum or of the genus Pimenta, fresh or chilled	400	4 551	41	1 131
0709930000	Pumpkins,aquash&gourds (Cucurbita spp.), fresh or chilled	43 270	143 585	14 061	45 308
0709990000	Other vegetables, fresh or chilled	44 498	88 100	77 511	89 431
0710100000	Potatoes (uncooked or steamed/boiled cooked), frozen	183 905	393 975	204 101	409 292
0710220000	Beans (Vigna spp,Phaseolus spp), shelled /unshelled,uncooked/steamed/boil, frozen	46 168	107 068	81 397	190 334

Tabel 3 : Ekspor Indonesia menurut Komoditi (Kode HS 10 digit)
Export of Indonesia by Commodity (10 digit of HS Code)

Maret 2016

March

Kode H S H S Code	Uraian golongan barang Group description	Berat bersih / Net weight (Kg)		Nilai / Value F.O.B. (U S \$)	
		Bulan ini Current month	Kumulatif Cum. Jan. to date	Bulan ini Current month	Kumulatif Cum. Jan. to date
(1)	(2)	(3)	(4)	(5)	(6)
0710290000	Other leguminous vegetables, shelled/ unshelled, uncooked/steamed/boil,frozen	442 493	956 632	830 290	1 823 185
0710400000	Sweet corn, uncooked/steamed/boiled, frozen	155 344	354 885	121 303	427 493
0710800000	Other vegetables,uncooked/steamed/ boiled, frozen	231 065	591 059	432 199	1 112 221
0710900000	Mixtures of vegetables,uncooked/steamed/ boiled, frozen	10 057	20 758	34 745	37 676
0711519000	Mushrooms of the genus agaricus, preserved in oth preservative solutions	7 465	19 889	35 517	94 359
0711901000	Sweet corn, provisionally preserved	-	27 960	-	37 695
0711902000	Chillies (fruits of genus Capsicum), provisionally preserved	954	1 044	2 529	3 163
0711909000	Other vegetables,provisionally preserved oth than by sulphur dioxide gas	48 474	151 074	25 410	107 278
0712320000	Wood ears (Auricularia spp),dried,whole, broken/powder, but not further prepared	296	308	114	215
0712399000	Other mushrooms,dried,whole,cut,slice, broken/powder,but not further prepared	313	1 066	973	2 786
0712901000	Garlic,dried,whole,cut,sliced,broken/ in powder,but not further prepared	13	57	9	69
0712909000	Oth vegetables/mix of vegetables,dried, whole,broken/powd,but not further prepar	107 264	281 821	146 676	586 643
0713319000	Beans (Vigna mungo hepper/Vigna radiata wilczek),dried,shelled,oth than sowing	249 620	922 648	268 851	785 021
0713329000	Small red(Adzuki) beans dried,shelled, whether/not skinned, oth than for sowing	6	78	23	258
0713331000	Kidney beans,incl white pea beans,dried, shelled,whether/not skinned, for sowing	98	98	46	46
0713391000	Oth beans, dried, shelled, whether/not skinned/split, for sowing	-	2 250	-	675
0714101100	Manioc (cassava),dried chips, sliced or in form of pellets	-	1 600	-	2 233
0714101900	Manioc (cassava),oth than dried chips, sliced or in form of pellets	17 200	38 685	47 448	111 138
0714109100	Manioc (cassava), oth than sliced/in form of pellets, frozen	22 000	113 090	15 180	70 859
0714109900	Manioc (cassava), oth than sliced/in form of pellets, other than frozen	-	49 790	-	28 620
0714201000	Sweet potatoes, frozen	255 685	851 025	306 814	1 107 955
0714209000	Sweet potatoes, not frozen	529 999	1 409 317	175 261	479 842
0714401000	Taro (Colocasia spp.), frozen	-	26	-	53
0714409000	Taro (Colocasia spp.), not frozen	91 020	166 020	94 863	112 518
0714909900	Arrowroot,salep,Jerusalem artichokes, root w/ high starch/inulin, not frozen	17 010	64 030	33 170	61 382
0801110000	Coconuts, desiccated, dried	8 327 022	18 174 305	10 945 456	24 981 129
0801120000	Coconuts, in the inner shell (endocarp), fresh	29 057 792	94 814 172	3 755 178	12 109 816
0801190000	Coconuts,oth than desiccated&in the iner shell, fresh/dried, whether/not shelled	6 646 940	21 267 596	1 678 094	5 160 081
0801310000	Cashew nuts, in shell, fresh or dried	673 273	17 896 187	813 679	23 442 359
0801320000	Cashew nuts, shelled, fresh or dried	603 739	4 351 883	4 535 782	18 761 907
0802110000	Almonds, in shell, fresh or dried	-	2 963	-	18 156
0802120000	Almonds, shelled, fresh or dried	-	40	-	420
0802310000	Walnuts, in shell, fresh or dried	-	682 980	-	1 046 619
0802320000	Walnuts, shelled, fresh or dried	2 186	2 186	1 421	1 421
0802700000	Kola nuts (Cola spp.), whether/not shelled/peeled, fresh or dried	20	20	309	309
0802800000	Areca nuts, whether/not shelled/peeled, fresh or dried	20 764 748	63 899 554	24 558 977	77 736 996
0802900000	Other nuts, whether/not shelled/peeled, fresh or dried	328 653	867 803	436 114	1 147 953
0803100000	Plantains, fresh or dried	998 038	1 889 760	584 693	1 142 686
0803900000	Bananas, oth than plantains, fresh or dried	26 728	516 797	5 508	177 898
0804300000	Pineapples, fresh or dried	101 039	170 995	80 580	138 646
0804400000	Avocados, fresh or dried	5 420	14 290	3 102	8 615
0804501000	Guavas, fresh or dried	10 752	14 115	18 130	25 511
0804502000	Mangoes, fresh or dried	86	3 779	304	16 103
0804503000	Mangosteens, fresh or dried	12 574 508	23 121 596	8 257 823	13 970 901
0805101000	Oranges, fresh	-	40	-	106
0805500000	Lemons and limes, fresh or dried	458 169	713 434	247 401	349 997
0805900000	Other citrus fruit, fresh or dried	4 939	37 257	18 021	24 875

Tabel 3 : Ekspor Indonesia menurut Komoditi (Kode HS 10 digit)
Export of Indonesia by Commodity (10 digit of HS Code)

Maret 2016

March

Kode H S H S Code	Uraian golongan barang Group description	Berat bersih / Net weight (Kg)		Nilai / Value F.O.B. (U S \$)	
		Bulan ini Current month	Kumulatif Cum. Jan. to date	Bulan ini Current month	Kumulatif Cum. Jan. to date
(1)	(2)	(3)	(4)	(5)	(6)
0807110000	Watermelons, fresh	44 160	50 531	43 123	48 108
0807190000	Other melons, fresh	4 781	36 668	7 843	46 048
0807209000	Other papaws (papayas), fresh	1 098	3 649	1 990	6 427
0809290000	Oth cherries, fresh	-	14 336	-	22 938
0809401000	Plums, fresh	17 626	17 857	12 596	13 140
0810100000	Strawberries, fresh	432	1 249	5 644	15 940
0810600000	Durians, fresh	-	1	-	10
0810903000	Rambutan, fresh	168 190	482 267	208 795	590 968
0810905000	Jackfruits (cempedak and nangka), fresh	-	5 057	-	2 111
0810906000	Tamarinds, fresh	84 375	417 909	344 019	558 716
0810909100	Salacca (snake fruit), fresh	91 450	331 518	164 515	577 791
0810909200	Dragon fruit, fresh	5 825	15 651	13 027	30 632
0810909300	Sapodilla (ciku fruit), fresh	66	209	163	513
0810909900	Other fruit, fresh	22 240	40 355	36 673	74 392
0811100000	Strawberries, uncooked/steamed/boiled, frozen, whether/not added sugar/sweet	790	2 520	5 886	18 777
0811200000	Raspberries,blackberries,mulberries,loganberries,currants,gooseberries,frzn	1 938	7 503	28 369	110 578
0811900000	Other fruit&nuts,uncooked/steamed/boiled ,frozen, whether/not added sugar/sweet	40 582	238 783	84 416	186 839
0812909000	Oth fruit&nuts,provisionally preserved, not for immediate consumption	6 000	37 908	1 473	16 014
0813300000	Apples, dried	3	3	3	3
0813402000	Tamarinds, dried	284 285	2 309 548	165 386	857 776
0813409000	Other fruit,oth than heading 08.01 to 08.06, dried	37 690	223 139	74 341	287 330
0813509000	Oth mixtures of nuts or dried fruits	-	20 864	-	60 700
0901111000	Arabica WIB/robusta OIB, not roasted, not decaffeinated	21 120 373	76 167 781	53 549 941	194 146 963
0901119000	Coffee oth than Arabica WIB/robusta OIB, not roasted,not decaffeinated	10 600	145 130	64 926	425 111
0901121000	Arabica WIB/robusta OIB, not roasted, decaffeinated	500	500	1 140	1 140
0901129000	Coffee oth than Arabica WIB/robusta OIB, not roasted, decaffeinated	540	540	3 231	3 231
0901211000	Coffee, roasted, not decaffeinated, unground	32 878	80 860	131 077	262 362
0901212000	Coffee, roasted, not decaffeinated, ground	186 220	434 471	635 535	1 465 747
0901902000	Coffee substitutes containing coffee	24	24	2 375	2 375
0902101000	Green tea leaves (not fermented), in packings _ 3 kg	514 462	1 827 354	1 059 154	3 903 921
0902109000	Green tea, oth than leaves, (not fermented), in packing _ 3 kg	397 648	1 196 406	2 083 830	6 608 853
0902201000	Green tea leaves (not fermented), in packing > 3 kg	9 720	42 157	41 734	216 314
0902209000	Green tea, oth than leaves (not fermented), in packing > 3 kg	99 830	361 109	319 019	830 122
0902301000	Black tea (fermented) & partly fermented tea, leaves, in packing _ 3 kg	308	323	230	248
0902309000	Black tea (fermented) & partly fermented tea,oth than leaves, in packing _ 3 kg	118 007	177 528	205 112	358 380
0902401000	Black tea (fermented) & partly fermented tea, leaves, in packing > 3 kg,	356 181	1 159 916	759 750	2 536 455
0902409000	Black tea (fermented) & partly permented tea, oth than leaves, in packing > 3 kg	2 667 926	8 120 722	5 008 441	14 899 736
0903000000	Mate	2 396	7 171	8 318	23 742
0904111000	White pepper, neither crushed nor ground	1 056 909	3 094 491	12 793 619	34 958 735
0904112000	Black pepper, neither crushed nor ground	1 366 178	4 670 743	11 517 536	40 149 160
0904119000	Other pepper, neither crushed nor ground	100 660	456 584	121 764	1 758 720
0904121000	White pepper, crushed or ground	35 121	132 450	435 292	1 729 190
0904122000	Black pepper, crushed or ground	61 547	158 178	548 293	1 546 039
0904129000	Other pepper, crushed or ground	41	6 831	842	51 296
0904211000	Chillies (fruits of the genus Capsicum), dried, neither crushed nor ground	23 006	23 006	25 693	25 693
0904219000	Oth fruits of genus Capsicum/Pimenta, dried,neither crushed nor ground	5 000	23 100	55 000	170 694
0904221000	Chillies (fruits of the genus Capsicum), dried, crushed/ground	120 971	374 607	577 500	1 796 394
0904229000	Oth fruits of genus Capsicum/ Pimenta, dried, crushed/ground	2 500	5 500	8 796	18 201
0905100000	Vanilla, neither crushed nor ground	44 748	131 942	3 844 019	10 697 611

Tabel 3 : Ekspor Indonesia menurut Komoditi (Kode HS 10 digit)
Export of Indonesia by Commodity (10 digit of HS Code)

Maret 2016

March

Kode H S H S Code	Uraian golongan barang Group description	Berat bersih / Net weight (Kg)		Nilai / Value F.O.B. (U S \$)	
		Bulan ini Current month	Kumulatif Cum. Jan. to date	Bulan ini Current month	Kumulatif Cum. Jan. to date
(1)	(2)	(3)	(4)	(5)	(6)
0905200000	Vanilla, crushed or ground	1 072	3 302	22 504	193 901
0906110000	Cinnamon (Cinnamomum zeylanicum blume), neither crushed nor ground	978 615	2 964 239	2 118 830	6 354 452
0906190000	Cinnamon-tree flowers, neither crushed nor ground	585 630	1 322 280	1 138 377	2 421 506
0906200000	Cinnamon and cinnamon-tree flowers, crushed or ground	2 645 951	6 979 380	4 450 105	11 572 895
0907100000	Cloves (whole fruit, cloves & stems), neither crushed nor ground	559 443	1 664 595	1 138 642	4 491 007
0907200000	Cloves (whole fruit, cloves & stems), crushed or ground	22 678	70 199	211 072	367 322
0908110000	Nutmeg, neither crushed nor ground	904 699	1 623 649	3 572 886	7 218 277
0908120000	Nutmeg, crushed or ground	222 199	586 912	1 771 980	5 172 152
0908210000	Mace, neither crushed nor ground	126 988	961 470	789 326	3 381 564
0908220000	Mace, crushed or ground	65 696	190 027	738 482	2 226 464
0908310000	Cardamoms, neither crushed nor ground	268 906	650 210	343 641	900 470
0909210000	Seeds of coriander, neither crushed nor ground	1 040	2 457	3 364	8 381
0909220000	Seeds of coriander, crushed or ground	994	1 755	1 338	2 465
0909310000	Seeds of cumin, neither crushed nor ground	-	24 510	-	61 514
0909320000	Seeds of cumin, crushed or ground	610	1 650	800	2 207
0909611000	Seeds of anise, neither crushed nor ground	2 040	2 045	6 987	6 995
0909613000	Seeds of caraway, neither crushed nor ground	-	400	-	40
0909623000	Seeds of caraway, crushed or ground	7	7	57	57
0909629000	Seeds of fennel or juniper berries, crushed or ground	17	51	85	255
0910110000	Ginger, neither crushed nor ground	375 506	771 189	290 691	606 890
0910120000	Ginger, crushed or ground	18 869	62 320	58 375	391 649
0910200000	Saffron	-	21 882	-	9 908
0910300000	Turmeric (curcuma)	411 756	1 568 922	519 212	1 922 454
0910911000	Curry	612	814	4 785	6 498
0910919000	Mixtures of spices, other than curry	112 716	187 767	132 938	326 120
0910991000	Thyme; bay leaves	8 312	14 783	29 158	44 149
0910999000	Other spices	104 002	373 172	201 909	802 090
1001999090	Other wheat, oth than seed, not for human consumption	470 000	1 269 000	187 060	481 884
1005100000	Maize (corn), seed	8	75 333	14	174 669
1005901000	Popcorn, oth than seed	-	401	-	1 132
1005909000	Oth maize (corn), oth than seeds	190 515	515 361	89 053	175 793
1006109000	Rice in the husk (paddy or rough), oth than for sowing	-	58 333	-	12 810
1006303000	Glutinous rice, semi-milled or wholly milled, whether/not polished/glazed	-	15 000	-	20 817
1006309900	Oth semi/wholly milled rice, whether/not polished/glazed, oth than parboiled	8 000	29 320	11 982	37 535
1006409000	Broken rice, oth than for animal feed	-	525 000	-	190 511
1008300000	Canary seeds	356	17 836	2 280	14 795
1101001010	Wheat flour fortified	4 636 955	13 202 232	2 093 372	5 885 006
1101001090	Wheat flour not fortified	279 519	4 153 737	154 318	1 771 700
1102200000	Maize(corn) flour	29 125	53 929	12 690	22 808
1102901000	Rice flour	8 395	53 003	6 805	46 556
1102909000	Oth cereal flours, oth than wheat/meslin /maize/rice/rye flour	13 879	121 951	12 624	170 059
1103199000	Groats & meals of oth cereals, oth than meslin & rice	-	24 150	-	19 650
1103200000	Cereal pellets	-	120	-	798
1104191000	Cereal grains of maize(corn), rolled or flaked grains	760	760	353	353
1104300000	Germ of cereals, whole, rolled, flaked/ ground	483 220	1 649 220	161 708	554 408
1105100000	Flour, meal & powder of potatoes	4 000	5 752	4 028	5 362
1105200000	Flakes, granules & pellets of potatoes	95	39 254	75	63 052
1106100000	Flour,meal & powder of dried leguminous vegetbls of head 07.13	25 922	29 542	52 172	63 135
1106201000	Flour,meal & powder of manioc/cassava	37 000	222 302	11 026	82 463
1106202100	Meal of sago	-	23 000	-	10 350
1106202900	Flour & powder of sago	240	25 740	1 440	15 229
1106209000	Flour,meal & powder of roots/tuber head 07.14, oth than manioc(cassava) & sago	20 000	314 500	12 000	236 419
1106300000	Flour,meal & powder of edible fruits and nuts of prod.chap.8	308 315	471 980	988 092	1 579 193
1108110000	Wheat starch	-	319	-	873
1108120000	Maize(corn) starch	2 394 000	4 641 741	791 520	1 787 454
1108130000	Potato starch	20 000	140 050	12 400	84 067

Tabel 3 : Ekspor Indonesia menurut Komoditi (Kode HS 10 digit)
Export of Indonesia by Commodity (10 digit of HS Code)

Maret 2016

March

Kode H S H S Code	Uraian golongan barang Group description	Berat bersih / Net weight (Kg)		Nilai / Value F.O.B. (U S \$)	
		Bulan ini Current month	Kumulatif Cum. Jan. to date	Bulan ini Current month	Kumulatif Cum. Jan. to date
(1)	(2)	(3)	(4)	(5)	(6)
1108140000	Manioc(cassava) starch	634 600	2 123 035	381 307	1 254 395
1108191000	Sago starch	481 030	1 682 550	94 100	652 503
1108199000	Other starches (oth than wheat,maize, potato, manioc & sago)	745 312	1 706 506	83 948	197 738
1108200000	Inulin	10 000	10 000	29 691	29 691
1201100000	Seed of soya beans,whether or not broken	-	20 000	-	2 000
1201900000	Soya beans, oth than seed, whether or not broken	169 200	387 851	31 101	119 941
1202300000	Seed of ground-nuts, whether/not shelled/broken	2 118	2 118	2 595	2 595
1202410000	Oth than seed of ground-nut,not roasted/ otherwise cooked,in shell	75 932	279 961	136 386	464 075
1202420000	Oth than seed of ground-nut,not roasted/ cooked,shelled,whether/not broken	2 868	3 568	1 858	1 978
1203000000	Copra	1 693 915	4 971 304	1 211 508	3 828 145
1204000000	Linseed, whether or not broken.	-	2 513	-	3 769
1207101000	Palm nuts & kernels, whether/not broken suitable for sowing	-	450	-	85 000
1207102000	Palm nuts & kernels, whether/not broken not suitable for sowing	8 728 010	20 061 760	2 057 357	5 588 724
1207290000	Cotton seeds, oth than seed, whether/ or not broken	63 242	74 011	19 030	60 073
1207409000	Sesamum seeds, whether or not broken, not edible	19 000	76 000	6 650	26 600
1207999000	Other oil seeds & oleaginous fruits, whether or not broken	-	16 500	-	22 275
1208100000	Flours and meals of soya beans	81 559	81 563	110 971	110 986
1208900000	Flours&meals of oth oil seed/oleaginous fruits oth than mustard	500	500	285	285
1209299000	Other seed of forage plants, of a kind used for sowing	-	30 800	-	112 877
1209300000	Seeds of herbaceous plants cultivated principally for their flowers	160	254	439 464	721 328
1209919000	Other vegetable seeds, other than onion seeds, of a kind used for sowing	61 668	144 197	989 634	1 493 015
1209999000	Other seed, fruit, and spores, of a kind used for sowing	30 043	72 323	56 219	331 346
1211201000	Ginseng roots,cut, crushed/powdered form ,fresh/dried	424	582	42	90 523
1211209000	Ginseng roots, not in cut or crushed or powdered form, fresh/dried	11 653	41 771	6 325	59 242
1211901400	Other plants, in cut,crushed or powdered form, used for pharmacy, fresh/dried	-	45 500	-	42 180
1211901900	Other plants & parts of plants, in other forms, for pharmacy	515	515	10 300	10 300
1211909100	Pyrethrum, in cut,crushed/powdered form, fresh/dried	344 250	716 207	162 267	509 770
1211909200	Pyrethrum, in other form, fresh/dried	49	49	140	140
1211909400	Sandalwood, fresh/dried	350	3 383	2 050	31 010
1211909500	Agarwood (gaharu) chips, fresh/dried	109 218	676 583	917 126	2 630 477
1211909800	Oth plants&parts of plants, not for pharmacy, in cut,crushed/powdered form	75 818	214 172	115 062	416 400
1211909900	Oth plants&parts of plants, not for pharmacy, not cut,crushed/powdered for	254 640	1 004 479	437 096	1 346 398
1212211000	Euचेuma spp,fresh,chilled,frozen,dried, for human consumption	2 326 045	15 338 441	1 485 449	10 631 244
1212212000	Gracilaria lichenoides,fresh,chilled, frozen,dried, for human consumption	3 079 040	7 837 680	1 661 686	4 319 057
1212219000	Other seaweed & algae, fresh, chilled, frozen,dried, for human consumption	4 652 425	8 016 255	2 839 775	4 593 073
1212291100	Seaweeds & oth algae,fresh,chilled/dried of a kind used in pharmacy	55 028	82 028	5 584	8 284
1212291900	Seaweeds & oth algae,fresh,chilled/dried used in dyeing,tanning,perfumery	4 729 162	8 565 921	3 078 551	5 168 586
1212292000	Seaweeds & oth algae,fresh,chilled/dried for oth,not for human consumption	1 123 304	2 479 520	520 035	1 415 548
1212293000	Seaweeds & oth algae,frozen, not for human consumption	1 297 430	1 432 610	913 035	1 012 887
1212939000	Sugar cane, fresh,chilled,frozen/dried, whether/not ground, not for planting	-	25 000	-	5 750
1212990000	Other vegetable product, for human consumption, n.e.s or included	174 200	401 403	354 588	674 810
1214100000	Lucerne (alfalfa) meal and pellets	5 000	5 000	1 178	1 178

Tabel 3 : Ekspor Indonesia menurut Komoditi (Kode HS 10 digit)
Export of Indonesia by Commodity (10 digit of HS Code)

Maret 2016

March

Kode H S H S Code	Uraian golongan barang Group description	Berat bersih / Net weight (Kg)		Nilai / Value F.O.B. (U S \$)	
		Bulan ini Current month	Kumulatif Cum. Jan. to date	Bulan ini Current month	Kumulatif Cum. Jan. to date
(1)	(2)	(3)	(4)	(5)	(6)
1214900000	Other forage products,whether/not in for of pellets,oth than lucerne (alfalfa)	4 045	4 478	3 666	3 907
1301200000	Gum arabic	1 925	1 925	6 699	6 699
1301901000	Gum benjamin	191 070	546 757	350 437	1 358 944
1301902000	Gum damar	2 380 778	6 144 241	2 261 686	5 012 685
1301904000	Lac	-	349	-	14 280
1301909000	Other natural gum and resin	1 066 776	2 523 174	1 541 633	2 911 002
1302193000	Other medicinal extracts derived from vegetable products, whether/not modifi	-	59 641	-	298 206
1302194000	Vegetable saps&extracts of pyrethrum/of the root of plants contain rotenone	-	415	-	113 050
1302199000	Other vegetable saps and extracts	186 139	553 821	388 349	911 991
1302200000	Pectic substances, pectinates & pectates	20 850	20 850	14 908	14 908
1302310000	Agar-agar	114 516	221 355	472 181	1 581 765
1302320000	Mucilages&thickeners, whether/not modif, derived from locust beans/guar seeds	2 070	2 070	10 155	10 155
1302391010	Carageenan in powder form	432 900	1 152 186	2 688 503	7 238 747
1302391090	Carageenan not in powder form	64 612	65 637	345 349	352 105
1302399000	Oth mucilages & thickeners, whether/not modified,derived from vegetable produc	88 040	130 617	223 142	318 949
1401100000	Bamboos used primarily for plaiting, cleaned, bleached/dyed	142 818	419 744	133 383	266 235
1401900000	Oth vegetable material used for plaiting ,oth than bamboos&rattan,cleaned,bleac	38 199	131 899	48 971	192 230
1404200000	Cotton linters	51 358	51 398	87 670	87 929
1404902010	Barks of a used primarily in tanning	49 342	66 592	4 416	26 541
1404902090	Oth vegetable products of a kind used in tanning/dyeing, oth than barks	190 357	1 329 923	42 952	240 910
1404903000	Kapok	290 475	1 017 601	293 300	920 011
1404909000	Oth vegetable prodcts not used primarily in tanning/dyeing, nes	176 787 619	287 895 712	12 790 327	21 624 758
1503009000	Lard oil, oleo-oil and tallow oil, not emulsified or mixed or othwise prepare	-	11	-	97
1504109000	Oth than solid fractcs of fish-liver oils whet/not refined,not chemically modifi	8 900	151 660	154 710	1 023 970
1504209000	Oth than solid fract of fats&oils fish oth than liver oils,not chemically mod	241 059	318 511	337 736	574 789
1506000000	Oth animal fats&oils&their fractions wht /not refined, not chemically modified	1 800	3 312	6 570	11 862
1508100000	Crude oil of ground-nut, whether/not refined, not chemically modified	-	30	-	30
1509109000	Virgin olive oil,packing of net weight >30 kg,not chemically modified	-	13	-	3
1510009000	Fractions of refined oil, solely from olives,whet/not refined,not chemcl mod	90	90	76	76
1511100000	Crude palm oil	295 695 388	1 125 157 101	166 471 859	592 056 085
1511901900	Unsolid fractions of unrefined palm oil, not chemically modified	-	16 249 687	-	8 826 079
1511909110	Solid fractions of refined palm oil, packing of a net weight_20kg	10 645 734	19 881 114	5 026 819	9 269 144
1511909190	Solid fractions of refined palm oil, packing of a net weight>20kg	196 065 342	506 179 199	102 539 245	250 819 789
1511909200	Unsolid fractions of refined palm oil, packing net weight_20kg	148 467 138	323 851 121	95 165 517	211 685 532
1511909900	Unsolid fractions of refined palm oil, packing net weight>20kg	1 107 297 119	3 697 503 572	635 931 843	2 038 321 537
1512210000	Crude oil of cotton seed, whether/not gossypol has been removed	1	1	1	1
1513110000	Crude oil of coconut (copra)	15 708 050	79 116 791	17 642 326	84 406 540
1513191000	Fractions of unrefined coconut oil, not chemically modified	3 536	3 964	8 364	9 092
1513199000	Fractions of refined coconut oil, not chemically modified	22 197 133	74 788 499	27 223 637	86 822 677
1513211000	Crude oil of palm kernel	17 486 970	89 057 262	15 242 868	74 273 424
1513291300	Unsolid fractions of unrefined palm kernel oil (palm kernel olein)	-	2 000 912	-	1 582 721

Tabel 3 : Ekspor Indonesia menurut Komoditi (Kode HS 10 digit)
Export of Indonesia by Commodity (10 digit of HS Code)

Maret 2016

March

Kode H S H S Code	Uraian golongan barang Group description	Berat bersih / Net weight (Kg)		Nilai / Value F.O.B. (U S \$)	
		Bulan ini Current month	Kumulatif Cum. Jan. to date	Bulan ini Current month	Kumulatif Cum. Jan. to date
(1)	(2)	(3)	(4)	(5)	(6)
1513299100	Solid fractions of refined palm kernel oil	3 124 877	19 092 154	3 855 241	20 688 837
1513299400	Palm kernel olein, refined, bleached & deodorized (RBD)	7 723 694	24 707 824	7 574 874	21 047 801
1513299500	Palm kernel oil, RBD	81 686 686	242 135 816	81 674 027	221 357 600
1515501000	Crude oil of sesame	-	619	-	9 000
1515901100	Crude oil of tengkawang	-	14 400	-	22 992
1515901900	Fractions of refined tengkawang oil, not chemically modified	30 400	30 400	33 806	33 806
1515909900	Fractions of refined other fixed vegetable oils, oth fixed vegetable fa	536 256	651 362	343 260	471 236
1516201300	Re-esterified fats&oils of palm oil,oth than crude and its fraction	3 999 984	12 999 985	1 731 993	5 322 993
1516201400	Re-esterified fats & oils of coconut and its fraction	150 865	535 393	199 947	708 154
1516201500	Re-esterified fats & oils of palm kernel & its fraction,crude	-	723 280	-	2 964 996
1516201700	Re-esterified fats & oils of ground nuts & its fraction	821	821	2 959	2 959
1516201900	Re-esterified fats&oils of oth vegetable fat&oils, and its fraction	90 600	312 670	103 971	372 724
1516202130	Hydrogenated fats in flakes of palm stearin	679 500	1 750 800	458 864	1 127 123
1516202170	Hydrogenated fats in flakes of coconuts	239 530	504 885	72 807	148 903
1516202190	Hydrogenated fats in flakes of ground- nut, soya beans	-	8 600	-	9 428
1516202900	Hydrogenated fats in flakes of other vegetable fats & oils	3	3	3	3
1516205200	Palm stearin, w/ iodine value _ 48, RBD	9 275 500	19 438 700	6 427 561	15 091 708
1516209300	Other fat & oils of olives and their fractions	360	720	8 467	16 934
1516209700	Hydrogenated & RBD palm kernel stearin or olein	8 968 776	26 286 482	9 475 394	27 525 650
1516209800	Oth fat & oils of ground-nuts, palm oil or coconuts and their fractions	488 200	1 434 890	696 282	1 588 056
1516209900	Oth vegetable fats and oils and their fractions	1 045 220	2 488 380	1 100 541	2 534 209
1517100000	Margarine,excl. liquid margarine	5 943 572	20 226 257	3 905 044	12 879 529
1517901000	Imitation ghee	63 312	1 581 971	45 496	908 353
1517902000	Liquid margarine	3 080	6 160	20 972	42 302
1517904300	Shortening	52 764 119	140 498 549	32 097 275	83 700 821
1517905000	Solid mixtures or prep of vegetable fats or oils or of their fractions	6 897 360	25 206 100	6 633 301	24 384 869
1517906400	Liquid mixtures or prep of oth palm oil predominates,packng net weight _ 20kg	66 000	243 720	42 240	162 678
1517906500	Liquid mixtures or prep of palm kernel oil predominates	-	3 574 900	-	3 649 455
1517906600	Liquid mixtures or prep of palm kernel olein predominates	-	1 297 620	-	1 222 664
1517906800	Liquid mixtures or prep of illipe nut oil predominates	340 754	772 026	1 010 336	2 268 357
1517906900	Liquid mixtures or prep of oth vegetable fats/oil predominates	-	357 700	-	453 686
1517909000	Oth edible mixtures or prep of animal or vegetable fats or oils	13 984 193	24 365 788	12 584 115	23 240 672
1518001400	Ground-nut,soya-bean, palm/coconut oil boiled,dehydrated,oxidasd,sulphurisd	-	1 054 595	-	551 195
1518001600	Olive oil&its fract, boiled, oxidised, dehydrated,sulphurised,blown,polymeris	13 440	14 440	36 729	38 576
1518003900	Inedible mixtures/preparations of other vegetable fats/oils/of differ oil frac	4 318 030	10 626 880	2 466 447	5 815 907
1518006000	Inedible mixture/preparations of animal/ vegetable fats/oils/of their fraction	3 875 750	7 980 950	1 822 164	3 886 606
1520001000	Crude glycerol	30 080 243	99 634 714	3 908 700	13 393 512
1520009000	Glycerol waters & glycerol lyes	699 296	723 796	2 869 810	2 881 448
1521100000	Vegetable waxes(oth.than triglycerides) whether or not refined or colored	24 986	2 282 575	21 163	4 326 550
1522009000	Residues resulting from the treatment of fatty substan or animal/vegetable waxe	1 236 800	3 102 700	435 259	980 978
1601001000	Sausags&smilar prdct of meat,meat offal/ blood,prepare of it,in airtight contai	8	1 775	12	3 745
1601009000	Sausags&smilar prdct of meat,meat offal/ blood, not in airtight containr	5 543	7 968	3 367	9 403
1602500000	Oth prepared/preserved meat, offal/blood of bovine animals	1 000	2 360	475	932
1602909000	Oth prepared/preserved meat, offal/blood of any animal	450	6 786	500	17 687

Tabel 3 : Ekspor Indonesia menurut Komoditi (Kode HS 10 digit)
Export of Indonesia by Commodity (10 digit of HS Code)

Maret 2016

March

Kode H S H S Code	Uraian golongan barang Group description	Berat bersih / Net weight (Kg)		Nilai / Value F.O.B. (U S \$)	
		Bulan ini Current month	Kumulatif Cum. Jan. to date	Bulan ini Current month	Kumulatif Cum. Jan. to date
(1)	(2)	(3)	(4)	(5)	(6)
1603001000	Extracts & juices of chicken, w/ herbs	382	432	123	141
1603003000	Extracts&juices of oth meat,fish/crusta, molluscs/aquatic invertebr,w/ herbs	16 872	67 272	30 137	106 237
1603009000	Extracts&juices of oth meat,fish/crusta, molluscs/aquatic invertebr,w/o herbs	761	767	3 530	3 571
1604131100	Sardines, whole/in pieces,not in minced, in airtight containers	1 081 370	3 079 641	2 268 376	6 726 397
1604131900	Sardines, whole/in pieces,not in minced, not in airtight containers	452 577	1 397 195	990 075	3 061 232
1604139100	Sardinella&brisling/sprats,whole/in piec ,not in minced,in airtight container	109	469	86	195
1604139900	Sardinella&brisling/sprats,whole/in piec ,not in minced,not in airtight contai	81 590	89 356	102 483	114 011
1604141100	Tunas,whole/in pieces, not in minced, in airtight container	4 579 681	13 525 233	17 754 210	52 434 263
1604141900	Skipjack & bonito(sarda spp.), whole/in pieces,not in minced,in airtight conta	22 736	49 736	101 822	136 273
1604149000	Tunas,skipjack,bonito,whole/ in pieces, not in minced,not in airtight containe	1 521 666	4 371 175	5 429 015	14 653 774
1604151000	Mackerel, whole/in pieces,not in minced, in airtight containers	-	114 600	-	211 086
1604169000	Anchovies, whole/in pieces,not in minced , not in airtight containers	141	9 109	10	4 718
1604179000	Eel,whole/in pieces,not in minced, not in airtight containers	2 916	2 974	17 350	18 248
1604192000	Horse mackerel,whole/in pieces,not in minced, in airtight containers	326	326	1 093	1 093
1604199000	Oth fish,whole/in pieces, not in minced, not in airtight containers	43	2 960	204	26 539
1604201900	Sharks fins, ready for immediate consumption,not in airtight containers	1 761	3 928	16 023	65 804
1604209310	Fish & shrimp ball, frozen, boiled or steamed	-	22 310	-	79 213
1604209900	Other prepared/preserved fish, not in airtight containers	2 500	11 880	2 500	52 159
1604320000	Caviar substitutes prepared from fish egg	20 000	26 000	274 350	369 150
1605101000	Crabs,prepared,in airtight containers	560 988	1 369 894	8 471 312	20 769 500
1605109000	Crabs,prepared,not in airtight container	1 016 675	2 924 764	15 253 470	44 635 596
1605211000	Shrimps paste,not in airtight containers	1 557 444	3 765 394	6 357 658	19 256 403
1605219010	Fish paste, not in airtight containers	50 000	353 131	121 598	960 604
1605219020	Shrimp breaded,not in airtight container	611 941	1 687 764	4 513 679	12 262 897
1605219090	Other prepared shrimps&prawns, not in airtight containers	1 537 727	4 590 987	14 282 528	42 465 166
1605291000	Shrimps paste, in airtight containers	430 465	885 098	4 456 001	8 515 187
1605299020	Shrimp breaded, in airtight containers	77 560	251 423	529 322	1 759 233
1605299090	Other prepared shrimps&prawn,in airtight containers	68 479	140 841	724 991	1 547 590
1605300000	Lobster, prepared/preserved	224	224	3 299	3 299
1605520000	Scallops,incld queen scallops, prepared/ preserved	64 720	64 720	70 764	70 764
1605540000	Cuttle fish & squid, prepared/preserved	131 769	358 220	276 481	1 103 642
1605550000	Octopus, prepared/preserved	2 000	5 973	4 400	15 353
1605560000	Clams, cockles & arkshells, prepared/ preserved	85 987	317 205	258 663	992 213
1605570000	Abalone, prepared/preserved	-	257	-	1 296
1605580000	Snails,oth than sea snails,prepared/ preserved	49 207	152 911	241 491	687 729
1605610000	Sea cucumbers, prepared/preserved	67 643	137 582	318 640	707 859
1605630000	Jellyfish, prepared/preserved	-	48 025	-	51 459
1605690000	Oth aquatic invertebrates, prepared/ preserved	3 250	10 828	8 516	42 574
1701120000	Beet sugar,raw,not added flavour/colour	20 663	23 663	40 549	43 964
1701140000	Oth cane sugar, raw, not added flavour/ colour	452 357	453 783	4 008	4 982
1701910000	Oth raw sugar,added flavour/colour	1 210	3 031	1 134	2 818
1701991100	Refined sugar,white	15 365	30 487	10 390	20 103
1701991900	Refined sugar, oth thanwhite	56 364	139 329	66 991	161 375
1701999000	Chemically pure sucrose, in solid form	62 170	166 450	98 774	242 558
1702190000	Lactose & lactose syrup,lactose<99%	714	52 579	15 206	66 645
1702200000	Maple sugar & maple syrup	10 215	10 215	24 750	24 750
1702301000	Glucose,no fructose or in dry state w/ fructose<20%	81 000	259 270	66 784	205 780
1702302000	Glucose syrup,no fructose / in dry state w/ fructose<20%	124 675	676 275	85 900	448 363

Tabel 3 : Ekspor Indonesia menurut Komoditi (Kode HS 10 digit)
Export of Indonesia by Commodity (10 digit of HS Code)

Maret 2016

March

Kode H S H S Code	Uraian golongan barang Group description	Berat bersih / Net weight (Kg)		Nilai / Value F.O.B. (U S \$)	
		Bulan ini Current month	Kumulatif Cum. Jan. to date	Bulan ini Current month	Kumulatif Cum. Jan. to date
(1)	(2)	(3)	(4)	(5)	(6)
1702400000	Glucose & glucose syrup, containing 20%_fructose< 50%,excl invert sugar	-	38	-	10
1702500000	Chemically pure fructose	-	10 000	-	16 565
1702602000	Fructose syrup,in dry state w/ fructose >50%, excl invert sugar	550	1 630	418	1 468
1702901900	Maltose syrup,in dry state w/ fructose 50%	26 200	204 262	82 217	352 281
1702902000	Artificial honey,whether/not mixed with natural honey,in dry w/ fructose 50%	414	13 482	1 504	8 868
1702903000	Flavoured/coloured sugars (excl maltose), fructose 50%	6 054	9 504	5 153	7 123
1702904000	Caramel,fructose 50%	120	2 120	380	4 260
1702909100	Syrup of sugar, in dry state w/ fructose 50%	79 023	117 070	125 672	186 130
1702909900	Other sugar,incl invert sugar and sugar syrup blends, in dry w/ fructose 50%	1 321 122	3 175 340	2 230 711	5 187 034
1703101000	Cane molasses,added flavour/colour matter	-	907 818	-	118 977
1703109000	Cane molasses,not added flavour/colour	13 064 882	25 324 922	1 627 353	3 196 384
1703901000	Oth molasses result from extract/refine of sugar,add flavour/colour	129	354	503	1 146
1703909000	Oth molasses result from extract/refine of sugar,not add flavour/colour	23 337	39 208	111 547	174 194
1704100000	Chewing gum,whether/not sugar-coated	105 199	338 594	350 650	985 236
1704901000	Medicated pastilles & drops	8	324	3	2 496
1704902000	White chocolate, not containing cocoa	81 392	270 314	233 331	690 539
1704909100	Oth sugar confectionery,not cont.cocoa, soft,cont gelatin	499 613	1 237 635	1 857 675	4 553 753
1704909900	Oth sugar confectionery,not cont.cocoa, oth soft,cont gelatin	3 135 456	8 368 693	7 724 299	20 953 684
1801000000	Cocoa beans,whole/broken,raw/roasted	1 292 888	4 130 100	3 912 566	12 595 212
1802000000	Cocoa shells, husks, skins & other cocoa waste	486 115	2 396 931	133 902	543 703
1803100000	Cocoa paste,not defatted	1 199 067	4 500 422	5 050 529	19 144 937
1803200000	Cocoa paste,wholly/partly defatted	7 717 671	20 842 700	16 772 897	49 240 865
1804000000	Cocoa butter,fat & oil	9 494 144	26 260 725	54 279 017	163 155 733
1805000000	Cocoa powder,not containing add sugar or other sweetening matter	6 420 922	16 385 035	14 109 256	35 440 728
1806100000	Cocoa powder,containing add sugar or oth sweetening matter	2 591	51 250	2 526	166 956
1806201000	Chocolate confectionary in blocks, slab/ bars,weight>2kg	1 256 771	2 417 798	1 418 143	4 188 094
1806209000	Other chocolate, liquid,paste,granular/ oth bulk form,packing>2kg	54 775	240 463	254 295	931 981
1806311000	Filled chocolate confectionary in blocks ,slabs,bars,weight_2kg	9 861	77 500	55 506	406 936
1806319000	Other chocolate,in blocks,slabs,bars, filled,weight_2kg	245	9 795	2 050	52 980
1806321000	Chocolate confectionary in blocks,slabs bars,not filled,weight_2kg	188 118	351 245	492 289	950 874
1806329000	Other chocolate,in blocks,slabs,bars, not filled,weight_2kg	257 076	675 737	694 265	1 883 012
1806901000	Chocolate confectionary in tablets or pastilles	46 231	135 994	267 988	767 359
1806903000	Food preparations of flour,meal,starch, malt extract, cont 40%_cocoa<50%	545	721	2 430	3 118
1806909000	Oth chocolate and food preparation cont cocoa	251 632	672 735	449 771	1 214 375
1901101000	Preparations for infant use of malt extract, for retail sale	374	636	7 751	8 768
1901102000	Preparations for infant use of goods of head 04.01-04.04, for retail sale	420 000	1 759 850	1 471 579	5 691 369
1901103000	Preparations for infant use of soya bean powder, for retail sale	100	149	1	25
1901109100	Medical foods, preparations for infant use, for retail sale	3 540	3 540	12 390	12 390
1901109900	Oth preparations for infant use,w/ cocoa <40%, for retail sale	22 236	45 387	78 249	143 456
1901201000	Mixes & doughs of flour, groats, meal, starch/malt extract, not cont. cocoa	49 002	325 547	51 109	364 343
1901202000	Mixes & doughs of flour, groats, meal, starch/malt extract, containing cocoa	3 820	5 870	9 124	24 037
1901203000	Oth mixes and doughs for prep. of bakers wares, not containing cocoa	40 941	106 008	90 755	230 848

Tabel 3 : Ekspor Indonesia menurut Komoditi (Kode HS 10 digit)
Export of Indonesia by Commodity (10 digit of HS Code)

Maret 2016

March

Kode H S H S Code	Uraian golongan barang Group description	Berat bersih / Net weight (Kg)		Nilai / Value F.O.B. (U S \$)	
		Bulan ini Current month	Kumulatif Cum. Jan. to date	Bulan ini Current month	Kumulatif Cum. Jan. to date
(1)	(2)	(3)	(4)	(5)	(6)
1901204000	Oth mixes and doughs for prep. of bakers wares, containing cocoa	4 061	4 505	6 980	7 193
1901901900	Oth than medical foods for infant not put up for retail sale	466	40 049	189	141 358
1901902000	Malt extract	-	1 800	-	3 374
1901903200	Oth than filled milk, containing cocoa powder of goods of head. 04.01 to 04.04	38 406	83 206	128 121	277 571
1901903900	Oth of goods of heading 04.01 to 04.04	63 473	134 393	290 225	665 306
1901904100	Oth soya based preparation, in powder form	-	50	-	15
1901904900	Oth soya based preparations, in other form	64 194	84 833	351 965	451 872
1901909100	Oth soya based preparation Medical foods	9 693	26 972	41 093	98 442
1901909910	Kerupuk of shrimps	733 676	1 988 179	2 074 683	5 415 709
1901909990	Oth than kerupuk of shrimps	1 226 710	3 872 660	1 958 937	5 680 948
1902110000	Uncooked pasta, not stuffed/otherwise prepared, containing eggs	6 320	16 089	6 574	18 451
1902192000	Uncooked pasta,not stuffed/otw prep.not cont.eggs,rice vermicelli (bee hoon)	4 478	13 496	7 687	14 537
1902193000	Uncooked pasta,not stuffed/otw prep.not cont. eggs, transparent vermicelli	751	1 717	1 554	2 960
1902194000	Uncooked pasta, not stuffed/otherwise prepared, not containing eggs, noodles	1 481 148	1 635 641	151 096	355 382
1902199000	Uncooked pasta, not stuffed/otherwise prepared, not containing eggs	919 061	1 913 982	1 123 333	2 406 919
1902201000	Stuffed pasta with meat or meat offal, whether or not cooked or otw prepared	15 646	18 025	120 221	125 218
1902203000	Stuffed pasta w/ fish,crustaceans/ molluscs,whether/ not cooked/ otw prep.	-	1 539	-	8 743
1902209000	Stuffed pasta w/o meat/meat offal,fish, crustac/mollsc,wthr/not cook/ otw prep	1 000	1 563	3 257	5 157
1902302000	Oth pasta, instant rice vermicelli	5 541	16 320	18 622	67 561
1902303000	Oth pasta, transparant vermicelli	29 502	73 634	56 358	113 912
1902304000	Oth pasta, oth instant noodles	10 724 552	27 123 450	16 223 629	41 360 991
1902309000	Oth pasta,not instant rice vermicelli, transp vermicelli,oth instant noodles	608 296	2 277 401	1 015 826	2 987 783
1903000000	Tapioca&substitutes thf prep fr starch, in flake,grain,pearl,sifting/ sim form	503 254	998 168	351 001	801 556
1904101000	Prep food obtain by the swell/roasting of cereals/cereal products, cont cocoa	-	84	-	20
1904109000	Prep food obtain by the swell/roasting of cereal/cereal product,not cont cocoa	118 349	233 961	437 292	833 638
1904201000	Prepared foods obtained from unroasted cereal flakes	14 041	24 980	20 321	45 960
1904209000	Prep food obtain fr mixture f unroasted cereal flake and roast cer flk/swel cer	42 373	95 466	56 177	140 440
1904300000	Bulgur wheat	-	298	-	780
1904901000	Rice preparations, including pre-cooked rice	27 369	72 282	176 882	470 361
1904909000	Oth prepared foods obtained of cereals or cereal products	193 179	530 249	404 903	981 312
1905100000	Crispbread	4 219 180	4 291 928	161 867	354 380
1905200000	Gingerbread and the like	2 640	2 960	5 608	6 149
1905311000	Sweet biscuits not containing cocoa	3 185 752	9 341 940	10 218 936	32 857 733
1905312000	Sweet biscuits containing cocoa	3 103 537	8 600 002	5 877 734	15 949 186
1905320000	Waffles and wafers	5 890 455	15 421 028	17 526 195	47 754 626
1905401090	Rusk,toastd bread & sim toasted product, not bread crumb nosugar,honey,egg,fat,ch	-	50	-	15
1905409000	Rusk,toastd bread & sim toasted product, bread crumb w/ sugar,honey,egg,fat,chees	60 159	75 249	112 582	150 370
1905901000	Unsweetened teething biscuits	186 217	699 705	338 331	1 261 643
1905902000	Other unsweetened biscuits	8 429	158 045	20 591	229 887
1905903000	Cakes	10 661	50 654	37 486	200 205
1905904000	Pastries	38 228	87 321	55 567	237 444
1905907000	Communion wafers, sealing wafers, rice paper and similar products	37 130	95 271	96 190	225 018
1905908000	Other crisp savoury food products	233 086	423 977	350 727	718 023
1905909000	Other baker wares	835 706	2 402 307	2 075 117	5 549 346
2001901000	Onions, prepared/preserved by vinegar or acetic acid	-	873	-	104

Tabel 3 : Ekspor Indonesia menurut Komoditi (Kode HS 10 digit)
Export of Indonesia by Commodity (10 digit of HS Code)

Maret 2016

March

Kode H S H S Code	Uraian golongan barang Group description	Berat bersih / Net weight (Kg)		Nilai / Value F.O.B. (U S \$)	
		Bulan ini Current month	Kumulatif Cum. Jan. to date	Bulan ini Current month	Kumulatif Cum. Jan. to date
(1)	(2)	(3)	(4)	(5)	(6)
2001909000	Oth vegetable,fruit,nuts,edible part of plant prep/presv by vinegar/acetic acid	92 985	239 101	63 039	133 791
2002109000	Tomatoe,not cooked otw thn by steam/boil in water not prep/presv by v/acetic acid	-	54	-	200
2002901000	Tomato paste,not prepared or preserved by vinegar or acetic acid	-	12	-	14
2002909000	Other tomatoes, prepared/preserved otherwise than by vinegar/acetic acid	164	164	1 547	1 547
2003100000	Mushrooms of the genus agaricus, not prep/presv by vinegar/acetic acid	420 854	1 175 444	726 250	2 144 200
2003909000	Oth mushrooms, not prepared/preserved by vinegar or acetic acid	500	960	950	1 801
2004901000	Infant food of vegetable&mixtur of vegt frozn,not prep/presrv by vngr/acticacid	180	1 313	335	3 604
2004909000	Oth vegetables &mixtures of vegetables, frozn,prep/presrv by vinegar/aceticacid	5 641	18 380	20 778	50 124
2005201100	Potatoe chip&stick in airtightcontainer not frozn,not prep/presrv by vinegar/ace	40 000	44 538	68 000	121 641
2005510000	Beans,shelled, not frozen, not prepared or preserved by vinegar or acetic acid	-	8 107	-	30 819
2005599000	Oth bean not in airtightcontnr,notfrozn not prep/presrv by vinegar/aceticacid	1 563	15 221	2 848	49 421
2005999000	Oth vgtbl&mixtr of vegt not in airtght containr,not frozn,not prep by vin/acid	89 078	322 948	86 570	350 342
2006000000	Vegetables,fruit,nuts,fruit-peel & oth parts of plants,preserved by sugar	6 825	48 757	5 620	47 675
2007100000	Jams, fruit jellies, marmalades, fruit/ nut, homogenised preparations	77 564	202 002	185 146	511 264
2007910000	Citrus fruit	1 470	1 470	243	243
2007991000	Fruit pastes oth than of mango, pineapples or strawberries	1	44 502	3	208 955
2007999000	Fruit pastes of mango, pineapples or strawberries	136 125	267 545	335 539	478 103
2008111000	Roasted ground nuts, othwise prepared / preserved	172 659	442 783	465 163	1 209 405
2008112000	Peanut butter, othwise prepared / preserved	36 960	38 688	107 305	117 321
2008119000	Oth ground nuts, othwise prepared / preserved	41 758	144 205	155 752	443 065
2008191000	Cashew, incl. mixtures,othwise prepared or preserved	19 416	552 543	155 616	914 542
2008199000	Other nuts and seeds, othwise prepared or preserved	55 153	152 128	139 434	428 063
2008200000	Pineapples, othwise prepared/preserved	6 597 224	20 335 238	8 078 508	24 766 455
2008809000	Strawberrie, no sugar/oth sweetening matter/spirit otw prepared/preserved	120	650	538	1 725
2008971000	Mixture of stem,root&oth edible partof plant not incl fruit/nut,otw prep/presv	-	3 830	-	4 861
2008972000	Mxtre oth of stem,root&oth edible part ofplant notincl fruit/nut,otw prep/pres	403 996	989 577	565 000	1 405 669
2008979000	Oth mixtures othwise prep./preserved	-	818	-	1 120
2008993000	Stem,root&oth.edible part of plant not inc friuts or nuts, otw prep/preserved	18 180	62 210	4 690	18 647
2008999000	Othwise prepared or preserved, not added sugar/sweetening matter or spirit	737 132	1 814 939	799 215	2 270 035
2009120000	Orange juice, not frozen, of a brix value not exceeding 20	258 485	329 090	164 706	216 662
2009190000	Other orange juice	35 613	161 484	53 931	101 549
2009290000	Other grapefruit juice	896	996	2 780	3 255
2009410000	Pineapple juice, of a brix value not exceeding 20	33 600	50 400	23 219	35 688
2009490000	Other pineapple juice	838 620	2 169 347	2 450 215	5 929 022
2009690000	Other grape juice	43	58	31	69
2009790000	Other apple juice	1 020	2 870	1 123	3 397
2009819000	Cranberry juice not for infant use	25	25 490	509	16 230
2009899900	Oth juice of any oth single fruit / vegetables not for infant use	61 807	165 456	80 196	152 811
2009901000	Mixtures of juices for instant use	2 151	2 408	5 750	5 835
2009909000	Mixtures of juices not for instant use	40 844	186 047	56 768	250 378
2101111000	Instant coffee	12 331 625	36 884 856	35 787 082	108 330 717
2101119000	Extracts, essences and concentrates oth than coffee	78 384	199 189	459 651	1 346 072
2101121000	Mixtures in pasta form w/ a basis of ground roastd coffee,cont vegetable fat	-	15 600	-	42 936

Tabel 3 : Ekspor Indonesia menurut Komoditi (Kode HS 10 digit)
Export of Indonesia by Commodity (10 digit of HS Code)

Maret 2016
March

Kode H S H S Code	Uraian golongan barang Group description	Berat bersih / Net weight (Kg)		Nilai / Value F.O.B. (U S \$)	
		Bulan ini Current month	Kumulatif Cum. Jan. to date	Bulan ini Current month	Kumulatif Cum. Jan. to date
(1)	(2)	(3)	(4)	(5)	(6)
2101129000	Prep w/ basis extrct,esenc/concrtts/ w/ basis coffee,oth thn mxtr in pasta form	791 332	1 581 649	1 878 427	3 927 969
2101201000	Tea preprtn consisting of a mixture of tea, milk powder and sugar	47 051	189 056	142 028	530 556
2101209000	Oth extract,essence,concentrate, of tea or mate & prep. milk powder and sugar	35 497	221 559	81 650	312 665
2101300000	Roasted chicory&oth.roasted coffee substitute,extract,essence&concent.thereof	495	502	3 099	3 127
2102100000	Active yeasts	80	3 524	373	7 990
2102200000	Inactive yeasts; oth single-cell micro organisms, dead	1 000	1 738	250	1 730
2102300000	Prepared baking powders	7 832	24 656	27 298	89 854
2103100000	Soya sauce	956 152	2 257 968	1 271 271	3 203 102
2103200000	Tomato ketchup and other tomato sauces	2 852 766	3 001 325	81 167	204 856
2103300000	Mustard flour & meal & prepared mustard	-	4 581	-	7 539
2103901000	Chilli sauce	404 868	1 413 980	731 625	2 553 693
2103903000	Fish sauce	4 006	13 582	7 119	33 154
2103904000	Oth mixed condiments and mixed seasonings, including belachan	346 086	1 314 465	564 959	5 206 066
2103909000	Oth sauces and preparations therefor; mustard flour & meal & prepared mustard	1 828 694	4 015 784	6 557 758	18 251 598
2104101900	Soups and broths & preparation therefor cont meat not for infant use	118	241	1 290	2 118
2104109900	Soups and broths & preparation therfor not cont meat notfor infant use	4 471	8 177	2 701	5 628
2104201900	Homogenised composite food preparation, containing meat not for infant use	116 028	309 217	612 578	1 624 084
2104209100	Homogenised composite food preparation, not containing meat for infant use	-	241	-	1 317
2104209900	Homogenised composite food preparation, not containing meat not for infant use	-	44	-	287
2105000000	Ice cream and other edible ice, whether or not containing cocoa	722 861	2 173 342	1 807 662	6 262 050
2106100000	Protein concentrates and textured protein substances	514	39 860	2 164	41 295
2106901000	Dried bean curd and bean curd sticks	21 500	34 060	41 560	65 941
2106902000	Flavoured or colored syrups	15 384	38 235	36 315	87 082
2106903000	Non-dairy creamer	2 146 878	6 553 861	3 472 542	11 008 966
2106904100	Autolysed yeast preparations in powder form	325	325	72	72
2106904900	Autolysed yeast preparations not in powder form	14 660	23 300	75 584	117 071
2106905100	Non-alcoholic prep of raw material for the manufact of composite concentrates	22 350	120 895	99 929	457 585
2106905200	Non-alcoholic composite concentrts for simple dilution w/ water to mk beverage	2 605 644	6 931 842	10 070 030	31 074 401
2106905300	Ginseng based products	3 309	7 663	22 805	49 834
2106905900	Other non-alcoholic preparations use for making / manufacturing beverages	80 748	186 751	277 760	588 973
2106906500	Composite concentrates for simple dilution w/ water to not in liquid	-	2 400	-	17 276
2106906900	Oth alcoholic preparations of kind used for the manufacture of beverages	169	271	23	966
2106907000	Food supplements	452 855	1 127 343	2 634 860	7 583 616
2106908000	Fortificant premixes	32 538	365 727	25 517	353 136
2106909100	Oth mixtures of chemicals/oth substances of a kind used for food process.	132 467	340 288	421 561	1 121 159
2106909200	Ginseng based preparations	3 376	3 376	18 125	18 125
2106909300	Foods preparations for lactase deficient infants	32 425	98 077	136 930	437 605
2106909400	Other food preparations for infant use	28 295	53 492	113 140	206 858
2106909500	Seri kaya	-	126	-	105
2106909600	Other medical foods	9 653	23 569	144 649	444 050
2106909800	Other flavouring preparations	76 381	239 811	93 008	495 909
2106909910	Tempeh	14 468	72 548	33 313	145 512
2106909990	Other food preparations not elsewhere specified or included	6 919 558	19 169 426	12 031 085	32 749 206
2201100010	Mineral waters	5 972 088	16 438 506	891 557	2 347 091
2201100020	Aerated waters	1 664 955	1 666 860	9 877	10 119
2201909010	Deminerlized waters	-	20 097	-	3 043

Tabel 3 : Ekspor Indonesia menurut Komoditi (Kode HS 10 digit)
Export of Indonesia by Commodity (10 digit of HS Code)

Maret 2016

March

Kode H S H S Code	Uraian golongan barang Group description	Berat bersih / Net weight (Kg)		Nilai / Value F.O.B. (U S \$)	
		Bulan ini Current month	Kumulatif Cum. Jan. to date	Bulan ini Current month	Kumulatif Cum. Jan. to date
(1)	(2)	(3)	(4)	(5)	(6)
2201909090	Other waters not containing added sugar or oth sweetening matter nor flavoured	15 537	272 665	27 769	209 662
2202101000	Sparkling mineral waters and aerated waters, flavoured	2 820 449	6 785 524	1 530 862	3 899 719
2202109000	Other waters, containing added sugar/ oth sweetening or flavoured	5 096 905	10 028 112	4 218 159	8 817 285
2202901000	Flavoured uht milk drinks	1 773 646	3 276 465	1 793 544	3 444 445
2202902000	Soya milk drinks	64	38 042	160	45 788
2202903000	Oth non-aerated beverage ready for immediate consumption without dilution	4 305 486	8 788 792	2 429 142	4 989 576
2202909000	Oth non-alcoholic beverages, excluding fruit or vegetable juices	300 716	895 744	206 378	536 352
2203001000	Beer made from malt, Stout and porter	67 083	210 557	95 017	283 360
2203009000	Other beer made from malt,including ale	572 696	1 503 028	716 828	2 006 839
2204100000	Sparkling wine	38 295	109 930	889 745	2 498 492
2204291400	Wine, in containers > 2 l, alcoholic strength by volume > 23%	-	1 625	-	3 828
2206001000	Cider and perry	-	1 400	-	926
2206009900	Other fermented beverages,including	10 106	39 781	19 590	56 868
2207100000	Undenatured ethylalcohol of alcoholic	5 364 221	14 319 003	4 401 821	11 927 705
2207201900	Oth denatured ethyl alcohol, including	14 160	14 160	11 968	11 968
2207209000	Other ethyl alcohol and other spirits	20 160	55 840	22 738	66 515
2208300000	Whiskies	343	8 493	135 920	165 868
2208400000	Rum & oth spirit obtained by	-	173	-	1 308
2208600000	Vodka	98	98	39	39
2208905000	Arrack,pineapple spirit of an alcoholic strength by volume <= 40%	110	110	326	326
2209000000	Vinegar and substitutes for vinegar obtained from acetic acid	9 863	92 153	3 009	23 601
2301100000	Flours, meals & pellets, of meat / meat offal; greaves	-	6 000	-	1 000
2301201000	Flours,meal&pellet,of fish w/ a protein content weight <60% /crustacean,mollus	20 630	400 630	17 540	353 940
2301202000	Flours,meal&pellet,of fish w/ a protein content weight >=60% /crustacean, moll	118 590	438 320	161 492	563 840
2301209000	Oth flours,meals&pellets unfit for human conspmsion	175 040	906 756	134 530	837 337
2302100000	Bran, sharps and other residues of maize (corn)	372 840	1 069 080	63 893	180 745
2302300000	Bran, sharps and other residues of wheat	45 058 582	116 453 262	8 253 160	21 684 574
2302401000	Bran, sharps and other residues of rice	-	396 000	-	136 620
2302409000	Bran, sharps and other residues of oth cereals	-	25 475	-	4 652
2303101000	Residues of starch manufacture of manioc (cassava) or sago	30	30	39	39
2303109000	Other residues of starch and similar residues	218 000	558 280	69 000	248 453
2303200000	Beet pulp, bagasse and other waste of sugar manufacture	218 446	777 852	45 558	162 440
2304009000	Oil-cake&other solid residues, from extraction of soyabean oil	-	58 200	-	31 603
2306500000	Oil-cake and other solid residues of coconut/copra	25 437 882	82 078 750	3 996 537	12 756 752
2306600000	Oil-cake and other solid residues of palm nuts or kernels	314 602 616	916 654 462	29 424 269	87 177 239
2306901000	Oil-cake and other solid residues of maize (corn) germ	-	66 000	-	9 240
2306909000	Other oil-cake and other solid residues	2 062 400	5 624 980	338 845	1 028 194
2308000000	Vegetable materials and waste, residues of a kind used in animal feeding	654 333	1 660 326	92 845	245 842
2309109000	Dog or cat food, put up for retail sale, not containing meat	22 148	56 426	21 926	53 900
2309901100	Complete feed of a kind suitable for poultry	391 505	922 224	138 657	303 547
2309901300	Complete feed of a kind suitable for prawns	1 712 000	2 302 000	1 519 728	2 043 962
2309901900	Other complete feed	1 193 640	2 687 117	318 202	750 043
2309902000	Premixes, feed supplements and feed additives for animal	2 099 755	5 304 669	1 963 909	5 342 653
2309909000	Other preparations of a kind used in animal feeding, not containing meat	61 550	442 151	78 353	418 392
2401101000	Virginia tobacco, not stemmed/stripped, flue-cured	-	11 215	-	43 922
2401105000	Oth tobacco, not stemmed/stripped, flue-cured	70 650	130 535	248 900	363 800
2401109000	Oth tobacco, not stemmed/stripped, not flue-cured	179 871	1 267 040	652 093	6 730 665
2401201000	Virginia tobacco, partly or wholly stemmed/stripped,flue-cured	513 562	1 504 732	3 525 133	8 793 292

Tabel 3 : Ekspor Indonesia menurut Komoditi (Kode HS 10 digit)
Export of Indonesia by Commodity (10 digit of HS Code)

Maret 2016

March

Kode H S H S Code	Uraian golongan barang Group description	Berat bersih / Net weight (Kg)		Nilai / Value F.O.B. (U S \$)	
		Bulan ini Current month	Kumulatif Cum. Jan. to date	Bulan ini Current month	Kumulatif Cum. Jan. to date
(1)	(2)	(3)	(4)	(5)	(6)
2401203000	Oriental tobacco, partly or wholly stemmed/stripped	178 200	357 030	383 130	762 826
2401204000	Burley tobacco, partly or wholly stemmed /stripped	125 604	257 474	1 018 797	1 677 546
2401205000	Oth tobacco, partly or wholly stemmed/ stripped, flue-cured	1 179 371	1 935 687	4 416 441	7 560 169
2401209000	Oth tobacco, partly or wholly stemmed/ stripped,not flue-cured	635 259	1 192 371	3 318 879	7 968 821
2401301000	Tobacco stems	108 255	229 107	97 824	141 104
2401309000	Other tobacco refuse	108 740	434 442	192 376	764 210
2402100000	Cigars, cheroots and cigarillos, containing tobacco	218 171	729 048	5 039 903	16 055 776
2402201000	Beedies	41	41	360	360
2402202000	Clove cigarettes	713 304	1 703 640	7 497 599	17 583 761
2402209000	Other cigarettes containing tobacco	6 151 188	18 645 217	58 688 970	176 859 524
2402902000	Cigarettes of tobacco substitutes	384 637	1 009 130	535 110	1 323 656
2403191100	Ang hoon, packed for retail sale	-	6 500	-	34 892
2403191900	Not ang hoon, packed for retail sale	42 203	141 091	427 572	1 492 239
2403192000	Oth manufactured tobacco for the manufacture of cigarette	147 503	510 042	1 076 059	3 826 434
2403199000	Other smoking tobacco, whether or not containing tobacco substitutes	33 950	104 741	601 461	1 715 230
2403919000	Homogenised or reconstituted tobacco, packed not for retail sale	23 160	127 460	268 224	1 473 829
2403991000	Tobacco extracts and essences	858	1 416	22 445	38 241
2403999000	Oth manufactures tobacco & manufactured tobacco substitutes	422	5 190	2 793	35 088
2501001000	Table salt	73 431	312 687	24 869	82 711
2501005000	Sea water	37 430	37 430	8 283	8 283
2501009090	Other salt and sea water	5	805	2	338
2507000000	Kaolin and other kaolinic clays,whether or not calcined	554 000	1 267 000	100 251	218 164
2508100000	Bentonite	160 000	160 000	63 968	63 968
2509000000	Chalk	-	398	-	135
2511100000	Natural barium sulphate (barytes)	75 000	75 000	15 414	15 414
2513100000	Pumice stone	6 031 280	11 344 850	413 266	797 624
2513200000	Emery, natural corundum, natural garnet and other natural abrasives	-	480 000	-	48 000
2515121000	Marble and travertine, merely cut into b locks	4 595 422	8 742 170	617 001	1 175 315
2516202000	Sandstone,merely cut into blocks or slabs	-	1 125	-	1 000
2516900000	Other monumental or building stone	20 250	42 250	6 750	9 165
2517100000	Pebbles, gravel, broken/crushed stone whether or not heat treated	823 842 853	2 012 519 529	4 975 797	12 028 303
2517490000	Granules, chippings & powder of stones whether or not heat treated	478 906	554 069	77 528	92 704
2520100000	Gypsum, anhydrite	400	400	240	240
2520209000	Other plasters	101 827	155 376	17 197	33 060
2521000000	Limestone flux; limestone and other calcareous stone of lime or cement	142 000	142 000	24 880	24 880
2522200000	Slaked lime	5 160 000	10 500 000	553 320	1 149 410
2523101000	Cement clinkers, for white cement	100 673 946	138 253 546	3 433 860	4 740 924
2523109000	Other cement clinkers	24 496 220	50 512 931	703 250	1 502 701
2523210000	Portland cement, white cement, whether or not artificially coloured	5 390 032	9 161 380	611 638	1 058 885
2523291000	Portland cement, coloured cement	13 000 025	43 450 025	868 901	2 872 107
2523299000	Other portland cements	21 340 194	47 242 454	922 352	2 170 414
2523900000	Other hydraulic cements	5 390 126	15 249 387	404 061	1 295 007
2524900000	Other asbestos	-	60	-	94
2530201000	Kieserite	-	50 000	-	10 800
2530901000	Zirconium silicates of a kind used as opacifiers	317 000	899 000	406 753	1 134 274
2530909000	Other mineral substances not elsewhere specified or included	23 500	33 707 455	2 162	1 789 532
2601110000	Iron ores and concentrates, other than roasted iron pyrites :non agglomerated	356 274 000	646 544 000	2 103 607	3 733 388
2603000000	Copper ores and concentrates	154 253 885	405 757 228	213 787 956	644 818 097
2607000000	Lead ores and concentrates	-	3 045 991	-	1 749 751
2608000000	Zinc ores and concentrates	-	6 448 000	-	2 202 133
2615100000	Zirconium ores and concentrates	2 595 000	6 840 200	2 400 972	6 327 710
2619000000	Slag,dross (not granula slag),scalling & oth waste fr the manufac.of iron / steel	14 385 889	14 385 889	402 805	402 805

Tabel 3 : Ekspor Indonesia menurut Komoditi (Kode HS 10 digit)
Export of Indonesia by Commodity (10 digit of HS Code)

Maret 2016

March

Kode H S H S Code	Uraian golongan barang Group description	Berat bersih / Net weight (Kg)		Nilai / Value F.O.B. (U S \$)	
		Bulan ini Current month	Kumulatif Cum. Jan. to date	Bulan ini Current month	Kumulatif Cum. Jan. to date
(1)	(2)	(3)	(4)	(5)	(6)
2620110000	Slag,ash & residues containing mainly zinc, hard zinc spelter	140 183	425 876	93 164	353 970
2620190000	Slag,ash & residues containing mainly zinc, not hard zinc spelter	2 451 170	5 954 872	761 818	1 097 892
2620300000	Slag,ash & residues containing mainly copper	-	272 275	-	35 554
2620400000	Slag,ash & residues containing mainly aluminium	140 000	501 422	18 870	51 187
2620600000	Slag,ash & residues containing arsenic, mercury,thallium or their mixtures	20 000	20 000	2 145	2 145
2620910000	Slag,ash & residues containing antimony, beryllium,cadmium,chromium/their mixture	-	30 677	-	9 203
2621900000	Seaweed ash (kelp)	181 000	625 240	41 940	145 304
2701121000	Bituminous coal: coking coal	7 076 991 973	20 385 608 498	323 088 691	963 135 193
2701129000	Bituminous coal: not coking coal	4 635 231 967	12 335 082 232	208 935 691	545 070 108
2701190000	Other coal,whether or not pulverised but not agglomerated	15 619 406 306	46 305 344 258	517 089 916	1 549 225 082
2702100000	Lignite, whether or not pulverised, but not agglomerated	3 603 796 181	8 393 942 603	95 551 948	219 391 943
2707100000	Benzol (benzene)	3 007 960	6 007 960	1 212 479	2 142 479
2707999000	Other products of the distilled of high temperature coal tar	18 000 000	46 307 232	7 810 000	19 318 835
2709001000	Crude petroleum oil	1 582 409 809	3 856 791 545	512 817 912	1 266 436 332
2709002000	Condensate	165 231 411	377 994 714	55 940 353	136 509 714
2709009000	Other petroleum oil, crude	-	500	-	388
2710121400	Motor spirit, of RON 90 and above, but below RON 97, unleaded	252 840	593 880	93 267	234 374
2710124000	White spirit	200	200	200	200
2710129000	Other petroleum oil, light oil & other than crude	19 450	29 050	16 247	37 719
2710194100	Lubricating oil basestock	15 462 621	56 995 155	8 567 166	31 502 995
2710194200	Lubricating oils for aircraft engines	7	34	110	220
2710194300	Other lubricating oils	5 511 575	15 558 448	4 310 530	14 524 686
2710194400	Lubricating greases	21 138	69 740	13 577	79 789
2710195000	Hydraulic brake fluid	1 280	1 280	833	833
2710196000	Transformer and circuit breakers oils	6 300	6 300	4 750	4 750
2710197900	Other fuel oils	30 140 066	89 892 408	5 331 778	14 265 140
2710198200	Aviation turbine fuel (jet fuel) having a flash point of less than 23-c	167 580	446 880	49 735	131 754
2710199000	Other of diesel fuel, fuel oils	566 282	1 080 298	191 969	391 889
2710990000	Other waste oils	805 092	1 644 753	362 491	761 439
2711110000	Liquid natural gas	1 434 798 926	4 260 815 666	465 042 744	1 433 056 622
2711120000	Liquid propane	-	130 000	-	69 550
2711149000	Liquid propylene, butylene & butadiene	4 200 000	4 200 000	2 478 000	2 478 000
2711190000	Other liquid petroleum gas	22 600	67 800	14 215	43 008
2711219000	Natural gas in gaseous state not kind used as a motor fuel	555 611 950	1 697 113 325	140 352 275	418 501 551
2711290000	Oth natural gas in gaseous state	-	20	-	48
2712100000	Petroleum jelly	13 260	54 180	17 252	76 048
2712901000	Other paraffin wax containing by weight >= 0.75% of oil	553 560	974 550	461 576	885 131
2712909000	Microcrystalline petroleum wax, slack wax, ozokerite, lignite wax, peat wax	1 415 340	3 902 710	953 641	2 626 406
2713110000	Petroleum coke, not calcined	21 299 000	86 306 000	3 269 397	13 074 887
2713120000	Petroleum coke, calcined	-	40 000	-	13 472
2713200000	Petroleum bitumen	-	125 000	-	84 348
2713900000	Other residues of petroleum oils or of oils obtained from bituminous minerals	180 619 104	594 190 469	38 998 115	124 803 634
2714100000	Bituminous or oil shale and tar sands	-	40 000	-	16 000
2714900000	Asphalites and asphaltic rocks	851 100	1 147 447	184 658	247 073
2715000000	Bituminous mix. based on natural asphalt on natural bitumen, on petroleum bitume	62 000	67 000	26 000	32 450
2801100000	Chlorine	6 730	11 230	37 679	54 889
2801200000	Iodine	-	6 700	-	164 367
2803004010	Rubber grade of other carbon black	1 820 156	4 270 611	1 221 499	3 002 427
2803004090	Other rubber grade of other carbon black	-	15 000	-	4 650
2803009000	Other acetylene black of other carbon	30 831	47 444	10 727	18 733
2804300000	Nitrogen	4 500	4 500	15 000	15 000
2804400000	Oxygen	15 021	15 021	650	650
2804610000	Silicon, containing by weight >= 99.99%	3	249	41	338

Tabel 3 : Ekspor Indonesia menurut Komoditi (Kode HS 10 digit)
Export of Indonesia by Commodity (10 digit of HS Code)

Maret 2016

March

Kode H S H S Code	Uraian golongan barang Group description	Berat bersih / Net weight (Kg)		Nilai / Value F.O.B. (U S \$)	
		Bulan ini Current month	Kumulatif Cum. Jan. to date	Bulan ini Current month	Kumulatif Cum. Jan. to date
(1)	(2)	(3)	(4)	(5)	(6)
2804690000	Silicon, containing by weight < 99.99%	11	11	15 008	15 008
2804700000	Phosphorus	-	9 850	-	56 530
2805120000	Calcium	-	1 333	-	581
2805400000	Mercury	59 515	123 125	799 250	1 478 794
2806100000	Hydrogen chloride (hydrochloric acid)	729 600	729 600	72 960	72 960
2810000000	Oxide of boron; boric acids	100	100	228	228
2811199010	Sulphamic acid	1 266 230	3 236 314	783 589	2 010 311
2811210000	Carbon dioxide	190	190	346	346
2811221000	Silica powder	458 648	1 901 305	713 807	2 667 232
2811229000	Other Silicon powder	404 690	941 810	516 285	1 656 401
2811292000	Sulphur dioxide	20 001	31 251	7 437	16 581
2812900000	Other halides and halide oxides of non metals	-	1 682	-	12 250
2813100000	Carbon disulphide	725 060	2 417 590	553 650	1 937 393
2814100000	Anhydrous ammonia	67 925 885	247 554 001	22 573 387	84 129 825
2814200000	Ammonia in aqueous solution	178 000	320 950	53 830	94 816
2815110000	Sodium hydroxide (caustic soda), solid	249 000	941 035	116 780	440 251
2815120000	Sodium hydroxide (caustic soda), in aqueous solution (lye or liquid soda)	7 034 627	8 056 627	1 053 784	1 207 751
2817001000	Zinc oxide	485 200	1 039 000	950 057	1 953 646
2818100000	Artificial corundum, whether or not chemically defined	49	50	5 940	5 950
2818200000	Aluminium oxide, other than artificial corundum	1 690 200	2 692 670	711 820	1 168 782
2818300000	Aluminium hydroxide	442 400	1 050 185	115 177	295 688
2820100000	Manganese dioxide	247 500	247 500	48 813	48 813
2820900000	Other manganese dioxide	-	100 000	-	64 125
2821100000	Iron oxides and hydroxides	19 020	32 846	5 440	21 853
2821200000	Earth colors containing >=70% by weight of combined iron evaluated as Fe2 O3	13 625	13 625	15 274	15 274
2822000000	Cobalt oxides and hydroxides, commercial cobalt oxides	540	540	2 009	2 009
2823000000	Titanium oxides	-	12	-	785
2825700000	Molybdenum oxides and hydroxides	-	90 550	-	44 743
2826120000	Fluorides of aluminium	900 000	1 200 000	862 000	1 138 500
2826190000	Other fluorides	-	3 160	-	8 562
2827100000	Ammonium chloride	500	700	730	1 022
2827201000	Calcium chloride, commercial grades	14 109	14 109	21 712	21 712
2827209000	Calcium chloride, not commercial grades	83 492	233 018	202 402	547 801
2827310000	Other chlorides of magnesium	-	5 600	-	2 520
2827320000	Other chlorides of aluminium	349 580	1 485 440	144 232	525 701
2827392000	Other chlorides of iron	-	2 560	-	4 440
2827399000	Other chlorides	19 200	28 800	85 270	128 183
2827490000	Other chloride oxides & chloride hydroxides	-	25	-	2 207
2827510000	Bromides of sodium or of potassium	-	800	-	1 184
2828909000	Other hypochlorite	3 951	6 851	2 675	5 524
2829909000	Other perchlorites; bromates and perbromates: iodates and periodates	8 600	15 320	3 766	6 842
2830100000	Sodium sulphides	11	13	17	18
2830909000	Polysulphides, whether or not chemically defined	-	1	-	12
2831100000	Dithionites and sulphoxylates of sodium	-	3 000	-	12 000
2832100000	Sodium sulphites	154 200	345 000	41 857	93 103
2832200000	Other sulphites	-	1 160	-	1 393
2832300000	Thiosulphates	-	572	-	3 769
2833110000	Disodium sulphate	4 025 000	14 662 500	222 480	733 076
2833190000	Other sodium sulphates	-	170 000	-	13 393
2833221000	Aluminium sulphate :commercial grade	166 000	411 500	31 778	81 258
2833229000	Aluminium sulphate: not commercial grade	5 950 257	9 408 757	938 895	1 549 274
2833250000	Copper sulphate	24 000	72 200	43 788	132 864
2833400000	Peroxosulphates (persulphates)	2 275	3 275	4 054	6 554
2835100000	Phosphinates (hypophosphites) and phosphonates (phosphites)	1 000	1 200	3 600	4 320
2835220000	Phosphates of mono- or disodium	-	4 000	-	14 000
2835240000	Phosphates of potassium	650	700	2 778	3 011
2835259000	Calcium hydrogenorthophosphate ("dicalciumphosphate"); unfeed grade	499	499	1 437	1 437
2835260000	Other phosphates of calcium	500	50 500	2 265	8 265
2835319000	Sodium triphosphate (sodium tripolyphosphate); unfood grade	-	57 000	-	59 430

Tabel 3 : Ekspor Indonesia menurut Komoditi (Kode HS 10 digit)
Export of Indonesia by Commodity (10 digit of HS Code)

Maret 2016

March

Kode H S H S Code	Uraian golongan barang Group description	Berat bersih / Net weight (Kg)		Nilai / Value F.O.B. (U S \$)	
		Bulan ini Current month	Kumulatif Cum. Jan. to date	Bulan ini Current month	Kumulatif Cum. Jan. to date
(1)	(2)	(3)	(4)	(5)	(6)
2835399000	Other polyphosphates	25	1 616	113	9 240
2836200000	Disodium carbonate	310 000	1 546 000	124 690	614 195
2836300000	Sodium hydrogencarbonate (sodium bicarbonate)	4 014	6 033	2 609	3 921
2836500090	Calcium carbonate; not food or pharmaceutical grade	419 000	1 730 158	62 811	447 364
2836991000	Commercial ammonium carbonate	6 000	16 000	13 700	36 533
2836999000	Other calcium carbonate	-	4 080	-	9 753
2839191000	Sodium silicates	2 583 650	4 867 526	549 629	1 106 044
2839199000	Other silicates of sodium; commercial alkali metal silicates	132	20 176	5 000	14 569
2839900000	Other silicates; commercial alkali metal silicates	-	11 246	-	15 112
2840200000	Other borates	-	100	-	45
2842100000	Double/complex silicates, including aluminosilicates whether or not chemically defined	21 680	62 378	1 098	3 757
2843100000	Colloidal precious metals	207	207	15 363	15 363
2843300000	Gold compounds	-	1	-	92
2844109000	Ceramic products & mixtures containing natural uranium	51	102	500	1 000
2844401900	Other radioactive elements & isotopes & compounds, radioactive residues	625	960	3 581	7 072
2844409000	Ceramic products & mixtures containing isotopes or compounds, radioactive residues	-	104	-	7 996
2847001000	Liquid hydrogen peroxide, whether or not solidified with urea	115 200	564 533	41 097	207 228
2847009000	Other hydrogen peroxide, whether or not solidified with urea other form	1 965 815	5 057 590	876 933	2 215 148
2848000000	Phosphides, whether or not chemically defined excluding ferrophosphorus.	-	2 880	-	2 074
2849200000	Carbides, whether or not chemically defined of silicon	100	190	1	3
2849900000	Carbides, whether or not chemically defined of other material	1	1	634	634
2852101000	Mercury sulphate whether chemically defined	-	1 218	-	1 890
2852109000	Inorganic or organic compounds of mercury chemically defined	4 450	7 823	388	1 276
2853000000	Other inorganic compounds (including distilled/conductivity water of similar)	4 520	7 135	2 323	3 681
2901100000	Saturated acyclic hydrocarbons.	-	36 240	-	54 481
2901210000	Ethylene	3 000 005	9 175 005	2 973 755	8 987 255
2901230000	Butene (butylene) and isomers thereof	10 200 925	23 001 204	3 287 866	8 466 479
2901240000	Buta-1, 3-diene and isoprene	3 800 000	12 750 000	3 119 382	8 816 758
2901291000	Acetylene	4 950	4 950	875	875
2901299090	Other acyclic hydrocarbons	6	8	509	968
2902190000	Other cyclanes	136 002	928 624	189 124	1 398 706
2902500000	Styrene	8 555 320	14 255 320	7 483 743	12 328 743
2902909000	Other cyclic hydrocarbons.	2	2	158	158
2903150000	Ethylene dichloride (ISO) 1,2-dichloroethane	19 497 000	57 044 372	4 140 047	11 617 604
2903210000	Vinyl chloride (chloroethylene)	1 700 983	1 700 983	957 364	957 364
2904100000	Derivatives containing only sulpho groups their salts and ethyl esters	2	7	44	105
2904900000	Other sulphonated, nitrated or nitrosated derivatives of hydrocarbon, whether or not	5 850	16 470	10 238	20 994
2905110000	Methanol (methyl alcohol)	36 974 126	87 248 216	4 410 461	10 467 683
2905120000	Propan-1-ol (propyl alcohol) & propan-2-ol (isopropyl alcohol)	1	1	7	7
2905130000	Butan-1-ol (n-butyl alcohol)	38 800	38 800	22 286	22 286
2905140000	Other butanols	-	1 001 187	-	409 981
2905160000	Octanol (octyl alcohol) and isomers thereof	7 731 642	18 613 845	6 165 797	14 817 574
2905170000	Dodecan-1-ol (lauryl alcohol), hexadecan-1-ol, and octadecan-1-ol	3 475 888	8 473 952	4 134 100	10 174 331
2905190000	Other saturated monohydric alcohols	693 650	1 423 171	1 262 026	2 617 399
2905220000	Acyclic terpene alcohols	349	1 072	3 603	10 535
2905290000	Other unsaturated monohydric alcohols	172	17 418	2 741	70 656
2905310000	Ethylene glycol (ethanediol)	147 510	3 713 308	124 009	2 163 472
2905320000	Propylene glycol (propane-1, 2-diol)	36 000	90 676	9 000	29 280
2905390000	Other diols	20 106	66 785	240 837	704 037
2905440000	D-glucitol (sorbitol)	4 322 240	15 535 610	2 691 755	9 695 083
2905450000	Glycerol	23 458 515	56 702 777	11 036 684	27 007 399

Tabel 3 : Ekspor Indonesia menurut Komoditi (Kode HS 10 digit)
Export of Indonesia by Commodity (10 digit of HS Code)

Maret 2016

March

Kode H S H S Code	Uraian golongan barang Group description	Berat bersih / Net weight (Kg)		Nilai / Value F.O.B. (U S \$)	
		Bulan ini Current month	Kumulatif Cum. Jan. to date	Bulan ini Current month	Kumulatif Cum. Jan. to date
(1)	(2)	(3)	(4)	(5)	(6)
2905490000	Other polyhydric alcohols	-	5	-	10
2906110000	Menthol	49	99	1 664	3 645
2906190000	Other cyclanic, cyclenic/cycloterpenic	38	187	613	2 832
2906290000	Other aromatic	30	310	3 600	5 510
2907110000	Phenol (hydroxybenzene) and its salts	245 448	635 145	4 426 376	12 001 834
2907120000	Cresols and their salts	-	20	-	3 604
2907130000	Octylphenol, nonylphenol and their isomers, salts thereof	167 845	402 756	205 376	502 234
2907190000	Other monophenols	-	1 050	-	7 943
2907230000	4,4-isopropylidenediphenol (bisphenol a, diphenylolpropane) and its salts	17 600	52 800	30 098	90 294
2907299000	Other polyphenols; phenol-alcohols	500	1 240	432	664
2908990000	Oth halogenated, sulphonated, nitrated or nitrosated deriv. of phenols or pheno	34 400	75 204	60 364	143 383
2909200000	Cyclanic, cyclenic or cycloterpenic ethers & their halogenated,sulphonated,	341	367	15 394	16 208
2909300000	Aromatic ethers & their halogenated, sulphonated, or nitrosated derivatives	55 986	166 892	391 342	1 083 620
2909410000	2,2-oxydiethanol (diethylene glycol, digol)	138 490	459 418	98 235	311 132
2909430000	Monobutyl ethers of ethylene glycol or of diethylene glycol	869	1 736	7 774	15 445
2909490000	Other ether-alcohols, their halogenated sulphonated, nitrated derivatives	1 062	2 612	6 798	18 063
2909500000	Ether-phenols, ether-alcohol-phenols & their halogenated, nitrated derivatives	119 687	250 046	1 771 512	3 749 723
2909600000	Alcohol peroxides, ether peroxides, ke tone peroxides & their halogenated drv	275 552	613 800	594 713	2 110 530
2910900000	Other epoxides, epoxyalcohols, epoxy phe nols & their halogenated derivatives	-	2	-	25
2911000000	Acetals & hemiacetals, whether or not with other oxygen function	-	13	-	380
2912120000	Ethanal (acetaldehyde)	225	225	725	725
2912191000	Butanal	-	60	-	757
2912199000	Other acyclic aldehydes without other oxygen function	14 016	22 470	37 408	58 350
2912210000	Benzaldehyde	-	5	-	38
2912290000	Other cyclic aldehydes without other oxygen function	85	215	1 320	4 274
2912410000	Vanillin (4-hydroxy-3-methoxybenzal- dehyde)	50	4 980	3 000	254 498
2912420000	Ethylvanillin (3-ethoxy-4-hydroxyben- zaldehyde)	-	25	-	394
2912490090	Other aldehyde-ethers,aldehyde-phenols & aldehydes with other oxygen function	1	154	2	7 170
2912500000	Cyclic polymers of aldehydes	-	3	-	386
2912600000	Paraformaldehyde	3 600	15 600	12 096	55 176
2914190000	Other acyclic ketones without other oxygen function	30	47	914	2 068
2914230000	Ionones and methylionones	-	4	-	164
2914291000	Camphor	18 519	22 641	78 895	100 957
2914299000	Other cyclanic, cyclenic or cycloterpe penic ketones without oth. oxygen func.	27	268	6 764	21 137
2914390000	Other aromatic ketones without other oxygen function	143	334	2 732	29 042
2914400000	Ketone-alcohols and ketone-aldehydes	150	150	2 288	2 288
2914500000	Ketone-phenols & ketones without other oxygen function	55	56	961	970
2915110000	Formic acid	10	11	95	176
2915130000	Esters of formic acid	5	5	141	141
2915210000	Acetic acid	19 651	26 013	13 580	21 575
2915291000	Sodium acetate; cobalt acetates	900	1 040	7 810	8 339
2915310000	Ethyl acetate	-	10	-	170
2915320000	Vinyl acetate	192	192	15	15
2915391000	Isobutyl acetate	-	200	-	1 269
2915399000	Other esters of acetic acid	2 616	14 159	13 872	38 241
2915500000	Propionic acids, its salts and esters	20 050	20 707	35 272	39 241
2915600000	Butanoic acids, pentanoic acids, their salts and esters	122	833	1 668	6 978
2915701000	Palmitic acid, its salts and esters	10 812 276	34 744 603	6 869 709	21 245 403
2915702000	Stearic acid	1 026 540	1 584 103	592 048	980 922
2915703000	Salts and esters of stearic acid	683 053	1 433 913	633 718	1 302 418
2915901000	Acetyl chloride	-	24 950	-	25 333
2915902000	Lauric acid, myristic acid, their salts and esters	23 325 105	55 070 672	20 567 048	47 825 416

Tabel 3 : Ekspor Indonesia menurut Komoditi (Kode HS 10 digit)
Export of Indonesia by Commodity (10 digit of HS Code)

Maret 2016

March

Kode H S H S Code	Uraian golongan barang Group description	Berat bersih / Net weight (Kg)		Nilai / Value F.O.B. (U S \$)	
		Bulan ini Current month	Kumulatif Cum. Jan. to date	Bulan ini Current month	Kumulatif Cum. Jan. to date
(1)	(2)	(3)	(4)	(5)	(6)
2915909000	Oth saturated acyclic monocarboxylic acid and their anhydrides, halides, pero	3 317 172	10 665 141	10 731 098	31 391 314
2916110000	Acrylic acid and its salts	2 168 895	4 977 625	1 478 154	3 482 041
2916120000	Esters of acrylic acid	2 687 419	7 605 700	2 436 628	7 200 910
2916141000	Methyl methacrylate	-	40	-	188
2916149000	Other esters of methacrylic acid	-	835	-	5 205
2916150000	Oleic,linoleic or linolenic acids,their salts and esters	840 362	1 674 802	940 677	1 785 760
2916190000	Oth unsaturated acyclic monocarboxylic acids, their anhydrides,halides,peroxide	146 080	3 604 930	119 678	2 774 786
2916200000	Cyclanic/cycloterpenic, monocarbo acids, their anhyd,halid,peroxy & their deriv	540	740	3 600	4 940
2916310000	Benzoic acid, its salts and esters	9 080	13 415	31 662	48 895
2916320000	Benzoyl peroxide and benzoyl chloride	48 000	124 800	116 458	319 253
2916391000	2,4-dichlorophenyl acetic acid & its salts and esters	-	60	-	784
2916392000	Esters of phenylacetic acid	-	5	-	253
2917129000	Oth adipic acid, its salts and esters, oth than dioctyl adipata	-	17 600	-	17 600
2917140000	Maleic anhydride	462 750	1 351 770	378 705	1 130 736
2917190000	Other acyclic polycarboxylic acids,their anhyd,halid,peroxid&peroxyacids & deriv	40 235	120 703	52 404	148 579
2917350000	Phthalic anhydride	1 128 000	2 322 000	717 766	1 478 230
2917360000	Terephthalic acid and its salts	4 240 000	5 345 021	2 357 779	3 026 553
2917392000	Oth phthalic compound of kind used as plasticisers&ester of phthalic anhydride	-	17 600	-	25 999
2918110000	Lactic acid, its salts and esters	2 160	41 930	5 081	86 366
2918140000	Citric acid	-	100	-	139
2918159000	Other salts and esters of citric acid	-	1 975	-	4 843
2918160000	Gluconic acid, its salts and esters	609 000	1 293 000	487 200	1 034 400
2918190000	Oth carboxylic acids w/ alcohol func but w/o oth oxygen func, their anhyd & derive	-	1	-	115
2918230000	Oth ester of salicylic acid and their salts	11 650	12 820	26 993	41 292
2918299000	Oth carboxylic acids w/ phenol func but w/o oxygen func,their anhyd,halid&derive	-	1	-	357
2918300000	Carboxylic acids w/ aldehyde/ketone func but w/o oxygen func & their derivative	5	95	101	1 461
2918990000	Oth carboxylic acid w/ oxygen func&halid ,anhyd,peroxid,peroxyacids&halogen deriv	28 116	78 017	160 606	436 348
2920909000	Oth esters of oth inorganic acids of non metal&their salts,than dimathyl sulphate	9 351	9 351	34 745	34 745
2921190000	Oth acyclic monoamines & their derivative ,salts thereof	18 125	103 125	62 760	301 338
2921210000	Ethylenediamine and its salts	-	19 500	-	45 825
2921290000	Oth acyclic polyamines & their derivative ; salt thereof	-	2 264	-	18 288
2921300000	Cyclanic, cyclenic /cycloterpenic mono/ polyamines&their derivative,salt thereof	-	360	-	5 537
2921490000	Oth aromatic monoamines & their derivate ; salts thereof	-	599	-	3 126
2922410000	Lysine and its esters; salts thereof	25 187 724	71 139 727	23 163 429	64 520 183
2922421000	Glutamic acid	1 450 000	5 479 000	2 104 335	7 930 498
2922422000	Monosodium glutamate (MSG)	8 894 268	27 821 419	12 890 015	40 465 641
2922429000	Oth salt of glutamic acid	100	450	357	1 561
2922491000	Mephenamic acid and its salts	-	160	-	1 040
2922499000	Oth amino acids, cont one kind of oxygen func & their esters; salt thereof	62	2 280 998	414	13 898 413
2923100000	Choline and its salts	-	20 000	-	30 354
2923201000	Lecithins, whether or not chemically defined	-	2 500	-	12 220
2923900000	Oth quarternary ammonium salts and hydroxides whether/not chemically define	-	4 310	-	7 259
2924120090	Fluoroacetamide (ISO) & phosphamidon (ISO)	21 600	111 200	29 154	152 136
2924190000	Oth acyclic amides (incl acyclic carbama tes) & their derivatives; salts thereof	463 280	1 650 480	418 054	1 462 477
2924291000	Aspartame	-	686	-	2 744
2924299010	Asetaminophen(paracetamol);salicylamide; ethoxybenzamide	-	2	-	225
2924299090	Oth cyclic amides(incl cyclic carbamate) and their derivatives; salts thereof	-	3 000	-	53 730

Tabel 3 : Ekspor Indonesia menurut Komoditi (Kode HS 10 digit)
Export of Indonesia by Commodity (10 digit of HS Code)

Maret 2016

March

Kode H S H S Code	Uraian golongan barang Group description	Berat bersih / Net weight (Kg)		Nilai / Value F.O.B. (U S \$)	
		Bulan ini Current month	Kumulatif Cum. Jan. to date	Bulan ini Current month	Kumulatif Cum. Jan. to date
(1)	(2)	(3)	(4)	(5)	(6)
2925110000	Saccharin and its salts	200	10 300	1 116	102 477
2925290000	Oth imines and their derivatives; and salts thereof	-	1	-	136
2927001000	Azodicarbonamide	2 030 069	5 607 835	6 193 193	16 866 040
2927009000	Oth diazo-, azo- or azoxy-compounds	100	6 700	271	14 849
2928001000	Linuron	-	320	-	3 680
2928009000	Oth organic derivatives of hidrazine or of hydroxylamine	18 787	43 374	148 222	331 452
2929101000	Diphenylmethana dilsocyanata (MDI)	-	35	-	238
2929109000	Oth isocyanates	45 465	142 257	226 437	691 090
2929901000	Sodium cyclamate	484 500	1 284 045	834 330	2 252 964
2929909000	Oth compounds with other nitrogen funct	-	3	-	11
2930200000	Thiocarbamates and dithiocarbamates	-	4 650	-	18 321
2930901000	Dithocarbonates	-	1	-	3
2930909000	Oth organo-sulphur compounds	10	26 088	1 130	488 971
2931909090	Oth of oth organo-inorganic compounds	110 760	215 740	486 440	886 844
2932120000	2-furaldehyde (furfuraldehyde)	-	20	-	159
2932130000	Furfuryl alcohol and tetrahydrofurfuryl alcohol	2	19	17	263
2932190000	Oth comp cont an unfused furan ring(whet /not hydrogenated) in structure	85	510	2 692	9 389
2932200090	Other lactones	3 372	4 031	19 609	31 195
2932991000	Carbofuran	120	160	1 570	6 044
2933210000	Hydantoin and its derivatives	4 400	10 200	6 812	15 829
2933299000	Oth compounds cont an unfused imidazole ring (whet/not hydrohenated) in structre	286	635	92 720	211 779
2933391000	Chlorpheniramine and isoniazid	1	4	411	1 142
2933599000	Oth comp cont pyrimidine ring (whet/not hydrogenated)/piperazine ring in structr	2 121	2 121	8 054	8 054
2933690000	Oth comp cont unfused triazine ring(whet /not hydrogenated) in struct thn melamin	3 000	23 550	6 150	53 395
2933991000	Mebendazole or parbendazole	-	12	-	2 527
2933999000	Oth heterocyclic compounds with nitrogen hetero-atom(s) only	947 540	947 540	6 027 879	6 027 879
2934100000	Compounds contain unfused thiazole ring (weth/not hydrogenated) in the structure	3	54	586	8 524
2934200000	Compound containing in structure a benzo thiazole ring-system, not futher fused	-	160	-	950
2934991000	Nucleic acid and its salts	807 038	2 344 738	5 714 445	16 886 212
2934992000	Sultones, sultams, diltiazem	2 098	5 908	587 637	1 570 024
2934999000	Other nucleic acids&their salts,whet/not chemically define;oth heterocyclic comp	119 485	340 146	1 288 312	4 086 326
2935000000	Sulphonamides.	68 120	132 463	524 097	1 045 907
2936220000	Vitamins B1 & its derivatives	40	40	2 306	2 306
2936260000	Vitamin B12 & its derivatives	-	126	-	16 343
2936270000	Vitamin C & its derivatives	10 000	10 285	28 213	35 652
2936290000	Oth vitamins & their derivatives	2 683	83 561	29 728	506 898
2936900000	Provitamin, incl natural concentrates,& its derivative for vit, intermix of vit	2 136	4 799	44 323	182 901
2938900000	Oth glycoside, natural/reprodc by synth & their salts,ethers,esters & oth derive	25 260	73 860	64 091	195 038
2939201000	Quinine and it salts	11 120	26 423	1 247 870	2 965 148
2939209000	Oth alkaloid of cinchona and heir deriva tives; salts thereof, oth than quinine	-	1	-	5
2940000000	Sugars, chemically pure oth than sucrose ,lactose, maltose, glucose, & fructose	202 828	3 900 744	524 248	3 427 208
2941101100	Amoxicillins & its salts, non-sterile	-	2 575	-	67 723
2941109000	Oth penicillins &their derive w/ penicil lanic acid structure; salt thereof	950	950	188 138	188 138
2941900000	Oth antibiotics	5	24	141	603
2942000000	Oth organic compounds.	90 276	318 027	664 479	1 833 788
3002103000	Antisera&modified immunological product whet/not modified/obtain biotech process	184	487	56	97
3002109000	Oth blood fractions, whet/not modified/ obtain by biotechnological process	11	129	230	1 164
3002201000	Tetanus toxoid	4 710	31 931	1 789 226	4 225 782
3002202000	Pertusis, measles, meningitis or polio vaccines	15 060	48 780	4 491 199	17 429 999
3002209010	Hepatitis vaccine	-	2	-	6

Tabel 3 : Ekspor Indonesia menurut Komoditi (Kode HS 10 digit)
Export of Indonesia by Commodity (10 digit of HS Code)

Maret 2016

March

Kode H S H S Code	Uraian golongan barang Group description	Berat bersih / Net weight (Kg)		Nilai / Value F.O.B. (U S \$)	
		Bulan ini Current month	Kumulatif Cum. Jan. to date	Bulan ini Current month	Kumulatif Cum. Jan. to date
(1)	(2)	(3)	(4)	(5)	(6)
3002209090	Oth vaccines for human medicine oth than tetanus,partusis,messles,polio,hepatiti	1 243	3 396	368 293	533 761
3002300000	Vaccines for veterinary medicine	32 179	101 448	718 182	2 007 418
3002900000	Human blood;animal blood for therapeutic ,prophylactic/diagnostic uses	5 057	12 030	269 424	673 564
3003109000	Oth medcn cont penicillins /derivative's w/ penicillanic acid stru,not for retail	-	3 683	-	11 000
3003200000	Medicaments containing oth antibiotics	673	686	12 858	20 509
3003390000	Medicaments cont hormon oth insulin/prod head 2937 not cont antibiotic,not retail	1 861	141 755	97 000	1 687 727
3003900000	Oth medicaments cont mix _2 constituents for therapeutic/prophylactic,not retail	-	8 100	-	84 116
3004101600	Medicaments cont ampicillin,amoxycillin/ their salts, of a kind taken orally,retl	32 449	65 579	932 630	2 197 413
3004101900	Oth medicaments cont penicillins/their derivatives, in doses/for retail	61 223	161 167	5 801 110	13 374 173
3004102100	Medicaments cont streptomycins/derivativ , in ointment form, in doses/for retail	72	109	1 236	1 926
3004102900	Medicaments cont streptomycins/derivativ ,other than ointment form,for retail	22 584	22 772	84 466	87 416
3004201000	Medicaments cont gentamycin, lincomycin, sulfamethoxazole/derive,for oral/ointmen	231	1 497	43 571	79 876
3004203100	Medicaments cont erythromycin/its deriva tive for taking orally, for retail sale	27 784	54 043	116 981	479 891
3004203900	Oth medicaments cont erythromycin/derive ,oth for taking orally/ointment,retail	4 549	8 241	281 358	588 229
3004207100	Medicaments cont tetracycline/chloramphe nicols/derive for taken orally/ointment	225	1 358	23 763	143 579
3004207900	Medicaments cont tetracycline/chloramphe nicols/derive oth taken orally/ointment	1 596	7 735	76 006	1 208 897
3004209100	Oth medicaments cont oth antibiotics for taking orally/ointment form, for retail	1 056	2 478	675 345	1 560 929
3004209900	Oth medicaments cont oth antibiotics oth taking orally/ointment form, for retail	2 815	22 879	132 628	577 753
3004321000	Medicaments cont dexamethesone or their derivative, in dosses/for retail	37	114	1 459	1 967
3004329000	Oth med cont corticosteroid hormon,their derivative/struc analog,in dosses/retail	3 458	10 843	331 258	1 234 436
3004390000	Oth med cont hormon oth than coricostero id&insulin,not cont antibiotic, retail	42 875	156 529	1 206 024	3 391 655
3004501000	Oth medicament cont vitamins of a kind suitable for children in syrup form	16 849	50 103	94 781	296 876
3004502100	Oth medicament cont vitamins > 1 of kind taken orally	22	8 813	820	3 509
3004502900	Oth medicament cont vitamins>1 oth than of kind taken orally	6 127	31 463	323 201	1 218 183
3004509100	Oth medicaments cont vitamins A,B or C	1 833	4 299	33 578	71 392
3004509900	Oth medicament cont vitamin (oth than A, B,C) or oth products of heading 29.36	55 051	196 576	1 675 555	6 378 658
3004901000	Transdermal therapeutic systems patches for cancer treatment or heart diseases	-	1	-	100
3004903000	Antiseptics	238 087	506 311	408 961	880 214
3004904900	Oth anaesthetics oth than cont procaine hydrochloride	274 001	607 881	2 616 431	5 774 416
3004905100	Analgesics,antipyretic&oth med cont para cetamol/dipyron,acetylsalicylic,taken o	74 578	134 083	891 453	1 637 326
3004905200	Analgesics,antipyretics & oth med cont chlorphenimamine maleate	32 038	41 375	94 599	120 956
3004905400	Analgesics,antipyretics & oth med cont piroxicam (INN) or ibuprofen	7 535	11 247	44 784	62 715
3004905500	Oth analgesic,antipyretic&oth cough/cold medicament, in liniment form	84 663	197 509	678 597	1 423 550
3004905910	Analgesic,antipyretic&oth med cont acety lsalicylic acd,paractaml/dpyron,not oral	2 996	3 436	15 016	18 642
3004905990	Oth analgesics,antipyretics & oth cough/ cold medicmn, whet/not cont antihistamin	334 739	930 092	5 535 748	13 938 776
3004906300	Other antimalarials used for herbal medicaments	-	58	-	899
3004906900	Oth antimalarials oth than use for herbal medicaments	1 623	1 666	2 500	3 239

Tabel 3 : Ekspor Indonesia menurut Komoditi (Kode HS 10 digit)
Export of Indonesia by Commodity (10 digit of HS Code)

Maret 2016

March

Kode H S H S Code	Uraian golongan barang Group description	Berat bersih / Net weight (Kg)		Nilai / Value F.O.B. (U S \$)	
		Bulan ini Current month	Kumulatif Cum. Jan. to date	Bulan ini Current month	Kumulatif Cum. Jan. to date
(1)	(2)	(3)	(4)	(5)	(6)
3004907900	Other antihelmintic oth than use for herbal medicaments	9 498	25 720	647 256	1 473 378
3004908200	Anti HIV/AIDS medicaments	224	470	5 722 699	8 153 840
3004908900	Oth medicaments for other intractable diseases oth than HIV/AIDS	3 835	16 455	4 790 958	18 776 580
3004909100	Oth medicam cont sodium chloride/glucose , for infusion	45 057	127 096	251 658	625 078
3004909200	Oth medicam cont sorbitol/salbutamol for infusion	20 522	43 374	94 228	199 155
3004909500	Oth med cont phenobarbital, diazepam/ chlorpromazine oth than for inject/infus	-	1	-	1
3004909600	Nasal drop med cont naphazoline,xylometa zoline/oxymetazoline, in dossen/for reta	18 982	48 677	386 284	931 043
3004909800	Other medicament for herbal medicaments, for retail sale	25 174	109 234	184 544	461 859
3004909900	Other medicaments oth than herbal medica ments, for retail sale	103 288	223 534	10 761 474	20 143 975
3005101000	Adhesive dressing&oth articles w/ adhesi ve layer,impregnate/coat w/ pharmacy sub	9 131	42 182	62 783	285 955
3005109000	Adhesive dressing&oth articles w/ adhesi ve layer than impreg/coat w/ pharmaceu s	19 601	37 200	205 851	387 225
3005901000	Bandages,impregnated/coated w/ pharmacy subst,for retail for medical,surgical	5 177	21 342	21 414	93 570
3005902000	Gauze, impregnated/coated w/ pharmacy subst,for retail for medical,surgical	-	599	-	8 781
3005909000	Wadding&similar articles,impregnated/coa te w/pharmacy subst,for retail for medis	97 396	219 624	283 732	673 129
3006101000	Sterile absorbable surgical/dental yarn; sterile surgical/dental adhesion barrie	7	30	510	2 140
3006500000	First-aid boxes & kits	1	466	136	42 141
3006600000	Chemical contraceptive prep based on hor mones/on product head 2937/on spermicide	4 392	13 527	267 571	1 003 170
3006700000	Gel prep designe used in human/vet medic as lubricant for parts of body for surg	5 749	13 102	55 934	131 518
3101001100	Supplement fertilizers in liquid form, not chemical treat-of solely vegetable	17 000	17 660	14 656	15 283
3101001900	Oth supplement fertilisers chem/not chem treated oth than liquid form of veg ori	3 336 464	7 689 479	681 498	1 783 100
3101009100	Suppllement fertilisers, in liquid form, not chemically treated of animal origin	-	16 275	-	45 142
3101009200	Supplements fertilisers of animal origin (oth than guano), chemicaly treated	17 000	17 000	8 925	8 925
3101009900	Oth animal/vegetable fertilisers,mixing/ chemical treat of animal/vegetable ferti	1 073 014	2 258 807	244 612	518 593
3102100000	Urea, whether/not in aqueous solution	101 240 672	196 793 853	23 581 254	46 571 642
3102210000	Ammonium sulphate	928 000	2 650 000	222 310	631 440
3102290000	Double salts & mix of ammonium sulphate & ammonium nitrate	-	510	-	1 530
3102300000	Ammonium nitrate, whether/not in aqueous solutions	3 600 000	11 800 800	1 170 000	3 844 462
3103109000	Superphosphates not feed grade	1 058 650	3 111 650	245 701	665 374
3103909000	Other mineral or chemical fertilisers, phosphatic, oth than superphosphates	1 062 095	3 142 760	237 989	692 360
3104200000	Potassium chloride	48 000	212 000	23 370	99 250
3104300000	Potassium sulphate	2 304 000	4 776 000	1 093 920	2 284 123
3104900000	Other mineral/chemical fertilisers,potas sic,oth than potassium chloride/sulphate	-	612 650	-	175 187
3105101000	Superphosphates & calcined phosphastic fertiliser in tablet/sim forms/pack_10kg	-	565 000	-	172 944
3105109000	Oth min/chem fert cont 2/3 of nitrogen, phosp&potass,in tabs/sim forms/pack_10kg	223 900	406 050	151 133	274 084
3105200000	Mineral/chemical fertiliser contan 3 ele ments nitrogen,phosphorus & potassium	677 000	3 479 400	322 155	1 508 695
3105510000	Oth mineral/chemical fertilisers contain nitrates & phosphates	229 820	359 420	39 211	61 584
3105590000	Oth mineral/chemical fertilisers contain nitrogen&fosfor, than nitrates&phosphat	72 000	96 000	5 262	6 820

Tabel 3 : Ekspor Indonesia menurut Komoditi (Kode HS 10 digit)
Export of Indonesia by Commodity (10 digit of HS Code)

Maret 2016
March

Kode H S H S Code	Uraian golongan barang Group description	Berat bersih / Net weight (Kg)		Nilai / Value F.O.B. (U S \$)	
		Bulan ini Current month	Kumulatif Cum. Jan. to date	Bulan ini Current month	Kumulatif Cum. Jan. to date
(1)	(2)	(3)	(4)	(5)	(6)
3105600000	Mineral/chemical fertilisers contain 2 fertilising element phosphorus&potassium	18 500	37 500	7 500	13 100
3105900000	Oth mineral/chemical fertiliser cont 2/3 elements nitrogen,phosphorus&potassium	380 000	1 140 000	23 441	72 225
3201901000	Gambier	1 467 930	3 616 520	3 406 348	8 098 926
3201909000	Oth tanning extract of vegetable origin; tannine & their salts,esters &oth derive	29 519	29 519	35 045	35 045
3202100000	Synthetic organic tanning substances	476 420	973 475	559 116	1 082 870
3202900000	Inorganic tanning subst;tanning prep whe /not cont natura tanning subs;enzym prep	38 130	117 479	64 677	218 052
3203001000	Coloring matter of vegetable or animal suitable for use in food/drink industris	2 301	7 164	20 362	54 056
3203009000	Coloring matter of vegetable/animal not suitable for use in food/drink industris	567	2 653	1 029	6 507
3204111000	Disperse dyes & preparations based there on, crude	100	1 281	685	16 553
3204119000	Disperse dyes & preparations based there on, oth than crude	837 576	2 581 103	8 262 644	24 555 732
3204121000	Acid dyes whether or not premetallised & preparations based thereon	84 661	261 199	1 340 783	3 781 262
3204130000	Basic dyes & preparations based thereon	9 800	50 600	40 811	331 547
3204140000	Direct dyes & preparations based thereon	37 480	99 140	134 499	429 493
3204150000	Vat dyes(incl those usable in that state as pigments) &preparations based thereo	7 858	22 302	195 429	505 079
3204160000	Reactive dyes&preparations based thereon	348 742	878 178	2 104 848	5 387 411
3204170010	Synthetic organic pigment in powder form	292 384	843 927	1 147 308	3 291 203
3204170090	Other pigment&preparations based thereon oth than in powder form	238 829	693 756	1 647 773	4 987 656
3204190000	Oth synth organic coloring matter, incl mix of color subhead 3204.11 to 3204.19	25	14 484	376	139 656
3204200000	Synthetic organic prods of a kind used as fluorescent brightening agents	975 141	3 400 903	1 174 625	4 183 358
3204900000	Oth synthetic organic coloring, matter, w/ or not chemically defined	5 145	12 014	18 894	45 929
3205000000	Color lakes;preparations as specified in this chap based on color lakes	16 000	16 015	15 620	15 672
3206111000	Pigment base on titanium dioxide contain by weight _ 80 % on dry matter	60	20 136	1 118	53 459
3206119000	Preparate base on titanium dioxide conta in by weight _ 80 % on dry matter	29 214	57 793	75 770	146 222
3206191000	Pigment base on titanium dioxide contain by weight < 80 % on dry matter	787 741	1 439 876	410 311	854 011
3206199000	Preparate base on titanium dioxide conta in by weight < 80 % on dry matter	62 620	167 948	184 337	496 314
3206201000	Chrome yellow,chrome green,molybdate orange/red base on chromium compound	41 950	79 038	142 342	281 102
3206209000	Oth pigments & preparations based on chromium compounds	3	3	999	999
3206419000	Ultramarine	6 169	18 933	16 019	34 830
3206491000	Preparations of other colouring matter	8 031	16 273	18 893	57 060
3206501000	Preparations of inorganic pigment of a kind used as luminophores	167	167	557	557
3206509000	Oth inorganic pigment/colouring matter of a kind used as luminophores	-	1 698	-	12 298
3207100000	Prepared pigments, prep opacificers prep colors & similar prep	112 564	250 409	673 264	1 397 722
3207201000	Enamel frits	20 098	20 098	8 711	8 711
3207209000	Oth vitrifiable enamels & glazes, engobe (slips) similar prep	381 580	1 031 550	224 734	755 112
3207300000	Liquid lustres & similar preparations	-	427	-	213
3207400000	Glass frit & oth glass, in the form of powder granules or flakes	825 062	2 532 797	636 542	1 912 571
3208101900	Oth varnishes based on polyesters <100-c hr,disper in a nonaqueous	31 239	37 671	15 444	76 297
3208109000	Other paints & varnishe (incl enamels & lacquers)polyester dispers, non aqueous	750 618	1 376 487	1 679 604	2 989 995

Tabel 3 : Ekspor Indonesia menurut Komoditi (Kode HS 10 digit)
Export of Indonesia by Commodity (10 digit of HS Code)

Maret 2016
March

Kode H S H S Code	Uraian golongan barang Group description	Berat bersih / Net weight (Kg)		Nilai / Value F.O.B. (U S \$)	
		Bulan ini Current month	Kumulatif Cum. Jan. to date	Bulan ini Current month	Kumulatif Cum. Jan. to date
(1)	(2)	(3)	(4)	(5)	(6)
3208204000	Anti-fouling/anti-corrosive paints for ships hull base on acrylic/vinyl polymer	343	5 606	67	16 658
3208209000	Other paints & varnishes (incl enamels& lacquers) based on acrylic/vinyl polymer	194 257	623 752	697 212	2 051 617
3208901900	Varnishes (incl.lacquers),exceed >100-c heat-resistant used in oth than dentist	152 147	371 060	352 411	871 803
3208902900	Varnishes (incl.lacquers),exceed <100-c heat-resistant used in oth than dentist	196 088	524 938	623 277	1 693 740
3208909000	Oth paints & varnishes dispersad/ dissolved in a nonaqueous medium	888 281	3 006 699	2 669 023	8 495 610
3209101000	Varnishes(inc lacquer)>100-c hr-acrylic vinyl polymer, dispersed in a aqueous	9 558	16 603	25 400	42 963
3209104000	Leather paints-based on acrylic or vinyl polymers dispers in a aqueous	-	25	-	10
3209105000	Anti-fouling/corrosive paints for ships hulls based on acrylic/vynil polymers	-	300	-	3 289
3209109000	Oth paints & varnishes dispersed aqueous/dissolved in aqueous medium	27 593	288 709	39 914	243 116
3209900000	Oth paints based on others varnishes dispers in a aqueous medium	131 560	513 734	265 719	849 428
3210001090	Varnishes (incl lacq) exc < 100-c hr resist of a kind used for finish leather	4 680	18 685	4 008	17 183
3210003000	Prepared water pigments of a kind used for finishing leather	51 525	128 385	127 645	323 131
3210009900	Other paints & varnishes of a kind used for finishing leather	5 775	13 112	7 841	32 154
3211000000	Prepared driers	11 645	56 956	40 007	138 433
3212100000	Stamping foils	3 592	6 446	71 479	125 520
3212901100	Aluminium paste	18	19	52	54
3212901400	Oth pigments of aluminium paste, white lead dispersed in oil for leather	-	261	-	444
3212901900	Oth than pigments of aluminium paste, white lead dispersed in oil for leather	20 643	51 488	35 671	130 986
3212902900	Oth than dyes in the food or drink industries	20	5 753	266	5 120
3213100000	Colours in tablet, tube, jar, bottle, pan, similar form or packing for artist	-	134	-	2 760
3213900000	Oth color not in tablet, tube, jar, bottle, pan/similar form/packing for ar	20	60	20	80
3214100000	Glaziers putty, grafting putty, cements caulking compound	114 560	369 918	371 069	993 326
3214900000	Oth glaziers putty, grafting putty, cements caulking compound	393 772	835 947	410 551	739 172
3215111000	Printing uv curable inks-black	20	162	20	1 310
3215119000	Printing inks other than uv curable inks- black	141 484	452 989	1 253 890	4 262 715
3215190000	Printing inks, other than black	561 295	1 497 986	8 660 731	21 745 962
3215906000	Drawing ink and writing ink	2 000	5 171	9	5 945
3215907000	Ink of a kind suitable for use with duplicating machines of heading 84.72	1 884	1 884	264	264
3215909000	Oth ink of a kind suitable for use with duplicating machines of heading 84.72	6 408	11 435	25 897	42 776
3301120000	Essential oils of citrus of orange	345	841	18 842	30 194
3301130000	Essential oils of citrus of lemon	65	480	6 491	25 108
3301190000	Other essential oils of citrus fruit	3 898	13 703	131 336	281 277
3301240000	Essential oils - of peppermint (mentha piperita)	-	1 000	-	24 176
3301250000	Essential oils - oth of peppermint (mentha piperita)	5	293 721	242	14 864 230
3301290010	Oth essential oil of lemon grass, citronella, nutmeg, cinnamon, ginger, ca	117 945	288 932	3 314 562	8 407 527
3301290020	Oth essential oils of sandalwood	22 724	25 336	1 390 308	1 423 212
3301290090	Oth essential oils-oth than pharmaceutical grade	31 001	73 493	620 226	1 502 075
3301300000	Resinoids	250	250	5 895	5 895
3301901000	Aqueous distillates & solutions of essential oils suitable for medic use	20 387	21 663	924 044	944 668
3301909000	Oth essential oils (terpeneless or not), incl concretes& absolutes; resinoids	214 485	327 404	6 150 529	9 213 396
3302101000	Odoriferous alcoholic prep for the alcohol beverages, liquid form	2 350	5 835	17 641	41 385

Tabel 3 : Ekspor Indonesia menurut Komoditi (Kode HS 10 digit)
Export of Indonesia by Commodity (10 digit of HS Code)

Maret 2016

March

Kode H S H S Code	Uraian golongan barang Group description	Berat bersih / Net weight (Kg)		Nilai / Value F.O.B. (U S \$)	
		Bulan ini Current month	Kumulatif Cum. Jan. to date	Bulan ini Current month	Kumulatif Cum. Jan. to date
(1)	(2)	(3)	(4)	(5)	(6)
3302102000	Odoriferous alcoholic prep for the alcohol beverages, in oth form	16 000	20 261	118 483	157 052
3302109000	Oth mixed of odoriferous of a kind used in the food or drink industries	273 296	764 889	2 751 033	8 931 722
3302900000	Oth prep based on odoriferous substances for the manufacture of beverages	1 137 531	2 470 799	7 375 024	24 158 187
3303000000	Perfumes & toilet waters	715 910	1 596 919	9 029 225	23 064 466
3304100000	Lip make-up preparations	8 935	25 431	179 173	552 313
3304200000	Eye make-up preparations	1 931	4 657	251 134	601 423
3304300000	Manicure or pedicure preparations	3 086	41 326	16 695	135 917
3304910000	Beauty or make up preparations powders, whether or not compressed	187 790	691 170	886 186	3 046 176
3304992000	Anti-acne creams	11 201	11 259	96 391	96 783
3304993000	Oth Face or skin creams & lotions	449 786	1 420 664	2 434 460	7 308 411
3304999000	Oth than anti-acne creams and oth face or skin creams & lotions	1 320 327	3 911 611	6 444 913	19 242 920
3305101000	Having anti-fungai shampoo	81 914	127 491	158 545	250 068
3305109000	Oth having anti-fungai shampoo	1 229 624	3 622 059	2 566 666	7 577 160
3305200000	Preparations for permanent waving or straightening	159	8 148	2 448	70 791
3305300000	Hair lacquers	-	348	-	2 349
3305900000	Others preparations for use on the hair	721 942	2 048 301	2 737 496	7 275 874
3306101000	Prophylactic pastes & powders	1 187 738	2 952 544	2 440 086	6 198 188
3306109000	Oth prophylactic pastes & powders	237 897	511 656	771 050	1 904 076
3306900000	Oth yarn used to clean between the teeth (denital-floos)	24 243	63 911	84 448	231 204
3307100000	Pre-shave, shaving or after-shave preparations	31 572	39 190	120 029	165 594
3307200000	Personal deodorants & antiperspirants	88 061	284 632	370 702	1 231 720
3307411000	Scanted powders (incense) of a kind used during religious rites	65 531	115 257	22 825	123 629
3307419000	Oth scanted powder (incese) of a kind used during religious rites	235 270	632 117	233 772	685 271
3307491000	Room perfuming preparations, whether or not having disinfectant properties	316 882	720 285	1 556 583	4 031 002
3307499000	Oth prep for perfuming or deodor rooms, incl odoriferous preparat use religious	20 412	180 042	58 342	967 951
3307903000	Papers & tissues, impregnated or coated with perfume or cosmetics	55 187	154 267	130 751	359 942
3307904000	Other perfumery or cosmetics, including depiletorles	8 182	72 407	36 565	262 135
3307909000	Oth animal toilet prep, paper & tissue other ferfume or cosm, cont lens solutio	8 645	278 729	33 887	1 542 667
3401111000	Soap, organic surface-active-for toilet use-medicated prods	1 539 032	3 813 134	2 013 066	5 166 713
3401112000	Bath soap	33 583 426	60 472 034	17 691 827	52 445 529
3401113000	Oth of felt or nonwovens, impregnated, coated or covered with soap or detergent	11 711	75 562	30 808	132 000
3401119000	Oth medicated prod & oth of felt or nonwovens, impreg, coated w/ soap/deterg	9 903 890	28 956 085	5 892 192	16 954 608
3401191000	Of felt/nonwovens impregnated, coated with soap or detergent	102	1 792	417	2 107
3401199000	Oth of felt or nonwovens, impregnated, coated or covered with soap or detergent	4 216 149	13 184 830	2 561 923	7 935 751
3401202000	Soap chips	16 925 800	46 994 278	10 723 267	32 687 722
3401209900	Oth soap of kind used for flotation deinking or recycled paper	9 559 574	27 173 843	5 583 816	15 366 806
3401300000	Org surf-active prod & prep for washing the skin in the liq/cream for ret sale	620 478	1 777 392	1 383 465	4 245 821
3402111000	Sulphated fatty alcohols	1 880 645	4 501 312	2 403 790	6 363 210
3402114000	Sulphanated alkylbenzene	1 060 250	3 667 110	1 000 197	4 148 200
3402119900	Oth anionic-organic surface-active agent with or not put up for retail sale	2 178 595	4 486 025	1 843 008	3 983 230
3402121000	Wetting agents used in the manuf of herbiced-cationic	-	19 050	-	20 713
3402129000	Oth cationic-organic surface-active agent with/not put up for retail sale	14 315	52 066	28 349	85 980
3402131000	Hydroxyl-terminated polybutadiene	23 560	75 162	41 079	169 271
3402139000	Oth hydroxil-terminated polybutadiene	153 552	424 670	222 695	673 819

Tabel 3 : Ekspor Indonesia menurut Komoditi (Kode HS 10 digit)
Export of Indonesia by Commodity (10 digit of HS Code)

Maret 2016
March

Kode H S H S Code	Uraian golongan barang Group description	Berat bersih / Net weight (Kg)		Nilai / Value F.O.B. (U S \$)	
		Bulan ini Current month	Kumulatif Cum. Jan. to date	Bulan ini Current month	Kumulatif Cum. Jan. to date
(1)	(2)	(3)	(4)	(5)	(6)
3402191000	Organic surface active of a kind suitable for use in fire extinguishing p	28 611	86 177	56 269	253 814
3402199000	Oth organic surface-active of kind suitable for use in fire extinguishing p	695 962	1 968 101	664 151	1 959 635
3402201100	Anionic surface active prep. in liquid form-put up for retail sale	190 193	435 303	183 762	445 788
3402201200	Anionic washing prep & cleaning prep, incl bleach cleans,liquid form, retail	3 950 250	11 173 987	2 459 275	6 830 421
3402201300	Oth surface active preparations- in liquid form, for retail sale	1 674 044	4 266 480	1 972 212	5 161 012
3402201900	Oth wash prep & clean prep,incl bleach cleans & degreas prep,liquid, retail	6 805 543	22 952 849	6 652 127	22 845 077
3402209200	Anionic washing prep & clean prep, incl bleach, cleans-oth than liquid, retail	42 370	208 329	38 095	149 536
3402209900	Oth wash prep & clean prep /cleaning prep incl bleaching, cleansing, degr pre	349 119	1 757 697	324 862	1 453 824
3402901100	Wetting agents of anionic surface active preparations	16 960	33 600	52 391	89 295
3402901200	Oth anionic wash prep not wetting agents	72 722	267 925	112 163	411 055
3402901300	Anionic washing prep.or cleaning incl bleaching, cleansing or degreasing	3 435	38 739	1 910	53 699
3402901500	Oth organic surface active in liquid form, not wetting agents	414 012	900 697	597 785	1 264 617
3402901900	Oth wash prep or clean prep, incl bleach cleans or degreasing prep	19 019	70 041	23 675	96 787
3402909100	Wetting agents of anionic surface active preparations	40 520	166 976	81 503	337 361
3402909200	Anionic wash prep & clean prep,incl bleach,cleans-not liquid-not retail	3 334	17 134	9 328	44 558
3402909300	Anionic surface-active prep,not liquid form not for retail sale	-	2 300	-	1 930
3402909500	Anionic surface-active prep, not liquid form,not wett agent not for retail sale	419 754	1 335 073	638 411	2 015 484
3402909900	Oth wash/lean prep,incl bleach cleans oth than liquid-not for retail sale	3 074 178	8 540 270	1 975 255	5 741 893
3403111100	Liquid lubricating oil prep, for treatm of textile,or oth material, cont petrol	81	215	440	1 496
3403111900	Oth liquid preprtion for the treatment textile or oth materials, cont petroleum	580	580	6 062	6 062
3403119000	Oth prep for the treatment of textile ma terials,oth than liquid,cont petroleum	1 844	4 274	9 282	25 999
3403191900	Oth liquid for other purposes cont petrol oil or bituminous mineral oils	54	67 342	641	209 503
3403199000	Oth lubricating prep cont petroleum oil	39 016	89 626	78 775	177 531
3403911100	Liquid prep cont silicone oil-for treat of textile,or oth matt,not cont petrol	-	183	-	270
3403919000	Liquid preparat for treatment of textil or the material, not cont petroleum oil	49 035	102 984	108 343	201 423
3403991900	Oth liquid for other purpose not cont petroleum oil or bituminous mineral oil	1 873	1 883	8 892	8 992
3403999000	Preparat for treat of textile,leather oth mater,not cont petrol oil,not liquid	90 542	518 486	205 276	869 031
3404200000	Artificial waxes & prepared waxes,of poly(oxyethylene) (polyethylene glycol)	-	90	-	590
3404901000	Oth artificial waxes & prepared waxes.	14	29	73	141
3404909000	Oth artificial waxes & prepared waxes.	7 319 810	18 903 242	6 812 127	17 620 913
3405100000	Polishes, creams & similar preparat for wear or leather	78 776	213 023	437 150	1 086 475
3405200000	Polishes,creams & similar prep for the maintenance of wooden furniture	4 291	11 019	23 795	46 660
3405300000	Polishes & similar prep for coachwork, oth than metal polishes	241	869	330	5 257
3405401000	Abrasive lapping & honing,in the form of flour,scouring pastes & powder	16 742	52 602	7 288	23 453
3405409000	Oth scouring pastes & powders & oth scouring preparations	408	1 184	682	2 988
3405901000	Metal polishers	14 398	40 257	46 805	109 479
3405909000	Oth polishes & cream, for footwear, furniture, floors	42 912	93 717	130 189	237 934
3406000000	Candles, tapers & the like	168 142	555 437	346 279	1 038 464

Tabel 3 : Ekspor Indonesia menurut Komoditi (Kode HS 10 digit)
Export of Indonesia by Commodity (10 digit of HS Code)

Maret 2016

March

Kode H S H S Code	Uraian golongan barang Group description	Berat bersih / Net weight (Kg)		Nilai / Value F.O.B. (U S \$)	
		Bulan ini Current month	Kumulatif Cum. Jan. to date	Bulan ini Current month	Kumulatif Cum. Jan. to date
(1)	(2)	(3)	(4)	(5)	(6)
3407001000	Modelling pastes, incl those put up for childrens amusement	-	5 000	-	5 063
3501100000	Casein	-	15 000	-	116 916
3502200000	Milk albumin,incl concentrates of >= 2 whey proteins	588	1 175	5 892	11 785
3503001900	Glues of oth than fish glues	1 809	1 814	3 241	3 329
3503004900	Oth gelatin derivatives,isinglass,oth glue of animal origin,excl casein glues	-	3 646	-	756
3505101000	Dextrins, soluble or roasted starches	-	33 000	-	31 350
3505109000	Oth dextrins & oth modified starches	432 355	1 283 134	519 457	1 330 106
3505200000	Glues based on starches/dextrins	2 988	3 069	2 186	2 629
3506100000	Prods suitable for use as glues/adhesive for ret sale as glues/adhesives < 1 kg	210 986	581 888	1 315 174	3 510 312
3506910000	Adhesives based on polymers of heading 39.01 to 39.13 or on rubber	1 330 150	2 871 464	1 931 744	5 376 554
3506990000	Oth adhesives based on polymers of headings 39.01 to 39.13 or on rubber	53 503	182 652	230 662	581 282
3507100000	Rennet & concentrates thereof	-	1 560	-	2 586
3507900000	Oth enzymes; prepared enzymes nes or include	74 795	204 892	469 411	1 206 028
3603009000	Oth safety fuses, detonat fuses, percussion detonat caps,igniters,electri	-	525	-	1 234
3604909000	Oth miniatur pyrotechnic munitions & percussions cap for toy, signalling flar	6 500	22 876	19 548	65 779
3605000000	Matches ,oth than pyrotechnic article of 36.04	499 653	1 341 786	671 076	1 844 853
3606100000	Liquid/liquified-gas fuel in containers used for filling or refilling <= 300 cm	125	895	978	6 627
3606904000	Resin torches, firelighters & the like	35	1 325	50	849
3606909000	Oth solid or semi-solid fuels, solidified alc & oth similiar prep fuels	-	852	-	3 408
3701200000	Photographic plates & film in the flat sensitised for instants print film	-	800	-	756
3701911000	Photo plates & film in the flat sensitised suitable for use in the print	4 568	4 568	8 407	8 407
3703109000	Photographic paper, paperboard&textil, unexposed, rolls,width of 610-1000mm	33 046	74 536	189 634	472 699
3703200000	Oth photograph paper, sensitis, unex- posed for color photography	2	842	2	71 177
3703900000	Oth photograph paper, paperboard & text sensitised, unexposed.	-	7 990	-	15 850
3704001000	Plate & film for x-ray,unexposed but not developed	-	1	-	8
3704009000	Oth photograph plates,film,paper,paper- board & textiles,expos but not developed	-	1 008	-	2 183
3705909000	Oth photograph plates & film,expos & developed,oth than cinematographic film	191	192	40	54
3706101000	Newsreels,travelogues,technical & scientic film exposed&developed,width>=3	1	1	49	49
3706909000	Oth cinematgrphic film,expos & develop with or not incorporating soundtrack	42	46	495	763
3707100000	Sensitising emulsion,for photo use (oth than varnishes, glue, adhesive),ret	-	262	-	1 338
3707909000	Oth chemical prep for photographic uses, put in measur portions, ready for use	1 200	1 409	13 507	23 373
3801100000	Artificial graphit,in the form of paste blocks,plates or oth semimanufacts	-	25	-	51
3801900000	Oth artificial graphit;colloidal or semi graphite,pastes, blocks or plates	4	19	9 808	31 840
3802100000	Activated carbon, including spent animal black	2 046 135	5 505 643	2 680 063	7 402 495
3802902000	Activated clays & activated earth, incl spent animal black	7 466 400	19 961 320	1 799 176	4 895 686
3802909000	Oth activat natural mineral prod,animal black include spent animal black	1 805 040	4 676 600	314 953	755 668
3804009000	Oth residual lyes from woodpulp with or not concentrat,desugar / chemical treat	20 003	20 003	5 004	5 004
3805100000	Gum, wood or sulphate turpentine oils	1 303 620	4 157 020	1 752 674	5 576 533
3805900000	Oth terpenic oil produc by the distillat of coniferous wood & oth crude paracy	68 145	87 824	107 303	126 948
3806100000	Rosin & resin acids	8 568 170	23 291 216	11 460 816	31 094 623

Tabel 3 : Ekspor Indonesia menurut Komoditi (Kode HS 10 digit)
Export of Indonesia by Commodity (10 digit of HS Code)

Maret 2016

March

Kode H S H S Code	Uraian golongan barang Group description	Berat bersih / Net weight (Kg)		Nilai / Value F.O.B. (U S \$)	
		Bulan ini Current month	Kumulatif Cum. Jan. to date	Bulan ini Current month	Kumulatif Cum. Jan. to date
(1)	(2)	(3)	(4)	(5)	(6)
3806309000	Ester gums - in oth forms	32 000	39 704	57 513	71 537
3806909000	Oth derivates rosin & resin acids thereo	192 260	403 335	283 357	589 987
3807000000	Wood tar, wood tar oils, wood creosote, wood naphtha, vegetable pitch	-	110	-	196
3808501000	Insecticides, in subhd note 1	193 607	298 563	2 483 815	3 687 988
3808502900	Oth fungicides in aerosol containers	11	81 875	20	431 098
3808504000	Herbicides, anti-sprouting products subh note 1	-	24	-	17
3808505000	Herbicides plant-growth reg subhd note 1	16 882	31 886	217 407	526 745
3808506000	Disinfectants, subhd note 1	185 789	314 314	333 150	543 259
3808509100	Wood preserv,being prep oth surface coat cont insect/fungi subhd note1/no note1	-	301 541	-	192 026
3808509900	Oth disinfec,smlar prod,put up in form/ pack for ret sale,subhd1,not subhd note1	-	9 635	-	56 597
3808911900	Oth intermediate preparatfor the mnfact of insecticides cont 2-(1-Methylpropil)	101 905	123 395	509 478	658 258
3808912000	Intermediate preparation for the mnfact of insecticides of mosquito coils	3 988 062	9 060 204	4 677 664	10 834 871
3808913000	Intermediate preparation for the mnfact of insecticides of mosquito mats	76 291	99 222	32 763	53 556
3808919200	Oth insecticides in aerosol containers having a deodorosing function	51 061	535 902	281 126	1 939 796
3808919300	Oth insecticides in oth aerosol containe having a deodorosing function	-	7 760	-	53 200
3808919900	Oth insecticides in oth aerosol containe having oth function	1 166 252	2 856 691	8 607 792	22 559 527
3808921900	Oth fungicides, in aerosol container w/a validamycin cont<3% nettto	23 040	23 040	126 511	126 511
3808929000	Oth fungicides, in aerosol container	157 021	348 292	2 268 509	5 805 534
3808931900	Oth herbicides,anti-sprouting product & plant-growth regulator in aerosol cont	1 599 030	4 803 946	11 462 596	35 387 503
3808942000	Oth disinfectants containing mixtures of coal tar acid and alkalis in aerosol	20	20	146	146
3808949000	Oth disinfectants containing mixtures of coal tar acid and alkalis	-	11 000	-	90 420
3808999000	Oth wood preserv containing insecticides or fungicides	323 034	1 099 820	807 655	2 690 892
3809100000	Finish agent,dye carriers to accele with a basis of amylaceous substances	76	76	246	246
3809911000	Finish agent,dye carriers to accele kind used in the textile or like indust	263 450	569 688	485 312	908 597
3809919000	Softening of finish agent,dye carrier to accele kind used in the tex/like ind	1 073 781	3 102 747	1 383 314	4 717 857
3809920000	Oth finish agent,dye carriers to accele kind used in the paper or like indust	1 297 705	3 187 054	1 091 898	2 902 020
3809930000	Oth finish agent,dye carriers to accele kind used in the leather or like indust	92 640	186 045	149 144	283 913
3810900000	Other prep of a kind used as cores or coating for weld electrodes or rods	148 816	398 707	206 297	594 207
3811190000	Oth anti-knock preparations	119 550	370 274	255 699	754 362
3811219000	Additive for lubricat oils,cont petrol oil & oil obtain from bitumin,not retail	25 503	59 587	56 980	101 384
3811901000	Anti knock prep, rust preventativ & corrosion inhibitors	75 266	209 421	97 871	198 847
3811909000	Oth anti-knock prep.,for mineral oil liquid used as mineral oils	7 919	25 587	36 929	96 517
3812100000	Prepared rubber accelerators	19	392	193	3 952
3812200000	Compound plasticisers for rubber or plastics	266 134	271 395	148 594	175 317
3812300000	Anti oxidising prep & oth compound stabilisers for rubber or plastics	1 340 272	3 328 994	1 334 625	4 214 185
3813000000	Prep. & charge for fire-extinguisher charged fire-extinguishing grenades	895	895	759	759
3814000000	Organic composite solvents & thinners, prepared paint or varnish removers	190 646	390 698	437 459	927 148
3815110000	Supported catalyst,with nickel/nickel compounds as the active substance	12 170	22 990	12 900	20 932
3815120000	Supported catalyst, with precious metal compounds as the active substance	20 828	28 401	1 062 956	1 450 529
3815190000	Oth supported catalysts	56 003	200 995	51 462	1 032 579

Tabel 3 : Ekspor Indonesia menurut Komoditi (Kode HS 10 digit)
Export of Indonesia by Commodity (10 digit of HS Code)

Maret 2016

March

Kode H S H S Code	Uraian golongan barang Group description	Berat bersih / Net weight (Kg)		Nilai / Value F.O.B. (U S \$)	
		Bulan ini Current month	Kumulatif Cum. Jan. to date	Bulan ini Current month	Kumulatif Cum. Jan. to date
(1)	(2)	(3)	(4)	(5)	(6)
3815900000	Oth reaction initiators, reaction accelerators catalytic prep, nes or incl	201 818	324 239	945 789	2 110 941
3816001000	Refractory cements	-	14	-	1 170
3816009000	Oth refractory cements	68 475	121 342	30 499	37 669
3817000000	Mixed alkylbenzenes & mixed alkyl naphthalenes oth than head 2707 or 2902	1 728 440	3 937 920	1 768 103	4 132 609
3818000000	Wafers/discs with silicon content	11 759	32 814	1 968 088	5 712 988
3819000000	Hyd brake fluid&oth for hyd trnsmsion whether or not cont<70% weight of petrolm	-	75 534	-	111 405
3820000000	Anti-freezing preparations & prepared and prepared de-icing fluids	87 983	323 196	84 771	325 885
3822001000	Plate, sheet, film, foil & strip of plastic impregtd/coated with diag reagents	418	5 393	1 551	27 764
3822002000	Paperboard, cellulose wadding & web fibre impregtd/coated with diag reagents	150	750	100	552
3822009000	Oth diagnostic/lab reagents & prepared whether or not head 30.02 or 30.06	17 268	41 938	35 985	89 251
3823110000	Stearic acids	35 387 143	104 997 800	25 402 790	68 138 904
3823120000	Oleic acids	4 142 670	13 340 315	3 376 662	10 244 165
3823191000	Acids oil from refining	39 736 564	131 294 648	29 326 133	84 156 031
3823199000	Oth industrial monocarboxylic fatty acid	144 950 933	364 015 258	90 269 389	208 804 065
3823701000	Industry fatty alcohols in the form of wax	201 118	610 340	257 513	779 489
3823709000	Oth industry fatty alcohols in the form of wax	31 919 443	85 878 509	36 541 566	89 915 148
3824100000	Prepared binders for foundry moulds or core	177 584	406 164	188 141	441 686
3824400000	Prepared additives for cements, mortars or concretes	777 946	1 820 401	676 130	1 533 442
3824500000	Non-refractory mortars & concretes	259 360	1 339 211	132 326	629 013
3824600000	Sorbitol oth than that of subheading 2905.44	1 381 941	5 043 285	751 532	2 674 617
3824720000	Mix cont halogenated, drv methane, ethane cont bromochlorodi(tri)fluoromethane	73	73	1 080	1 080
3824820000	Mix & preparation containing pbbs, PCBs, PCTs	-	0	-	79
3824901000	Ink removers, stencil correctors & oth, corrector fluids in package	3 717	9 613	78 519	185 794
3824904000	Composite inorganic solvents	83 022	266 659	190 375	595 374
3824905000	Acetone oil	10 000	20 000	10 700	22 500
3824906000	Preparations/mixtures cont monosodium glutamate	488 896	1 318 996	1 022 972	2 788 152
3824907000	Mixtures of chemical, of a kind used in manufactured of foodstuff	477 625	1 413 382	1 211 939	3 470 735
3824909100	Naphthenic acids, their water insoluble salts and their esters	410	14 840	19 862	98 695
3824909900	Oth prods & preparations cont cfc-11,12, 115, and halon	2 609 255	5 549 920	847 307	1 863 674
3825301000	Clinical waste	548	548	34	34
3825309000	Clinical waste	-	4	-	40
3825610000	Oth waste from chemical/allied industry mainly cont.organic constituents	-	3	-	10
3825900000	Oth residual prods of the chemical/ allied industry	845 000	845 050	1 037	1 632
3826009010	Fatty acid methyl ester (FAME)	40 869 674	75 820 863	25 687 761	46 245 111
3826009090	Oth coconut methyl ester and fatty acid methyl ester	-	2	-	282
3901101900	Oth linier Low Density Polyethylene in the form of liquids or pastes	296 825	554 085	530 681	1 246 907
3901109200	Polyethylene having a specific gravity < 0.94 in oth form	1 862 750	4 818 800	2 107 150	5 424 934
3901109910	Low Density Polyethylene	77 675	94 775	121 794	159 283
3901109990	Oth low Density Polyethylene	20 000	61 510	29 700	96 390
3901200000	Polyethylene having a specific gravity 0.94 or more	1 878 320	6 329 178	2 135 882	7 231 353
3901300000	Ethylene-vinyl acetate copolymers	81 439	390 975	150 147	688 326
3901909000	Oth polymers of ethylene in oth form	100 761	1 385 511	68 362	868 321
3902109010	Polypropylene in dispersion	130 825	154 877	317 625	368 727
3902109020	Polypropylene in granule form	333 050	963 105	581 537	1 701 007
3902109090	Polypropylene in oth form	586 473	1 153 487	795 772	1 864 323
3902309010	Propylene copolymers in granule	165 125	523 942	521 221	1 414 495
3902309090	Propylene copolymers in other forms	1 600	99 590	5 650	75 694
3902909090	Oth polymers of propylene in oth form	179 260	255 849	90 133	138 127
3903111000	Expansible polymers of styrene in granule	32 550	48 950	52 362	83 792
3903119000	Oth expansible polymers of styrene in granule	-	13 205	-	19 464
3903191000	Unexpansible polymers of styrene indispersions	3 000	6 000	5 085	10 200
3903192100	High impact polystyrene in granules	-	488	-	1 848

Tabel 3 : Ekspor Indonesia menurut Komoditi (Kode HS 10 digit)
Export of Indonesia by Commodity (10 digit of HS Code)

Maret 2016

March

Kode H S H S Code	Uraian golongan barang Group description	Berat bersih / Net weight (Kg)		Nilai / Value F.O.B. (U S \$)	
		Bulan ini Current month	Kumulatif Cum. Jan. to date	Bulan ini Current month	Kumulatif Cum. Jan. to date
(1)	(2)	(3)	(4)	(5)	(6)
3903192900	Oth high impact polystyrene in granule	7 448	19 823	8 975	24 701
3903199100	Oth high impact polystyrene in oth form	-	400	-	842
3903199900	Oth polymers of styrene in primary form	-	32 000	-	27 417
3903209000	Oth styrene-acrylonitrile (SAN) copolymers	1 050	2 350	1 491	3 192
3903304000	Acrylonitrile-butadiene-styrene (ABS) copolymers in aqueous dispersion	-	275	-	194
3903306000	Acrylonitrile-butadiene-styrene copolymers in granules	1 425	1 525	5 591	5 869
3903309000	Acrylonitrile-butadiene-styrene copolymers in other form	279 008	505 417	296 737	531 086
3903903000	Oth polymers of styrene in aqueous dispersion	199 670	496 610	203 599	537 054
3903909100	High impact polystyrene of acrylonitrile-butadiene-styrene	-	21 431	-	85 513
3903909900	Oth high impact polystyrene of acrylonitrile-butadiene-styrene	702 820	2 707 870	794 931	3 201 802
3904101000	PVC homopolymers, suspension type not mixed with oth substances	15 590 960	26 489 860	10 927 117	18 589 013
3904109900	PVC in other form	2 397 569	7 542 579	1 582 904	4 964 764
3904222000	Oth poly(vinyl chloride) plasticised in granule	726 000	2 002 325	1 455 955	3 949 061
3904229000	Oth poly(vinyl chloride) plasticised	69 502	139 833	109 278	224 478
3904302000	Vinyl chloride-vinyl acetate copolymers in powder	-	1 000	-	4 931
3904309000	Vinyl chloride-vinyl acetate copolymers in oth form	100 000	160 000	147 731	240 591
3904409000	Oth vinyl chloride copolymers in oth form	36	3 607	77	10 941
3904509000	Vinylidene chloride polymers in oth form	-	16 000	-	1 600
3904619000	Fluoro-polymers polytetrafluoroethylene in oth form	13	26	1 413	2 877
3904699000	Oth fluoro-polymers in oth form	-	4 080	-	15 020
3904909000	Oth polymers vinyl chloride in oth forms	20 000	20 000	34 000	34 000
3905120000	Poly(vinyl acetate) in aqueous dispersions	365 180	1 036 550	463 560	1 312 587
3905199000	Oth poly(vinyl acetate) in oth form	-	48 000	-	73 594
3905210000	Vinyl acetate copolymers in aqueous dispersions	50 296	96 496	46 905	98 590
3905301000	Poly (vinyl alcohol) in aqueous dispersions	3 680	11 155	2 510	7 726
3905999000	Oth polymer of vinyl acetate/oth vinyl esters;oth vinyl polymers; primary	17 485	25 341	73 353	102 678
3906101000	Poly(methyl methacrylate) in dispersions	247 200	719 600	227 201	697 927
3906109000	Oth poly(methyl methacrylate) in oth form	10 000	99 758	13 180	78 315
3906902000	Oth acrylic copolymers in dispersions	5 286 605	13 909 600	5 114 303	14 769 045
3906909200	Sodium polyacrylate	3 615 672	11 982 812	5 125 899	16 732 947
3906909900	Oth sodium polyacrylate	898 276	2 761 297	1 293 103	4 171 562
3907100000	Polyacetals	1 323	1 363	9 164	11 718
3907201000	Polytetramethylene ether glycol	290 150	361 825	290 399	376 443
3907209000	Oth polytetramethylene ether glycol	37 198	101 345	83 188	253 682
3907302000	Epoxide resins of kind used for coating, in powder	700	2 161	531	1 615
3907303000	Epoxide resins in liquids/pastes	131 000	214 281	77 066	123 833
3907309000	Epoxide resins in oth form	184 866	540 594	409 510	1 189 412
3907400010	Optic grade w/ mell flow rate index>25 gr/ 10 min in pack of nat weight=500 kg	-	125	-	50
3907400090	Other polycarbonates	77 041	114 965	117 815	212 580
3907501000	Alkyd resins in the form of liquids or pastes	762 316	2 251 146	947 525	2 827 349
3907509000	Alkyd resins in oth form, except liquids or pastes	285 290	685 095	407 686	1 067 449
3907602000	Poly(ethylene terephthalate) in granules	-	8 000	-	18 536
3907609000	Poly(ethylene terephthalate) in oth form	29 265 641	89 192 207	23 966 501	71 962 955
3907700000	Poly(lactic acid)	200	200	976	976
3907912000	Oth polyesters unsaturated in chip form	1 468	1 468	1 000	1 000
3907913000	Oth polyesters unsaturated in the form of liquids or pastes	-	225	-	811
3907919000	Oth polyesters unsaturated in oth form	1 681 980	3 991 803	2 015 085	4 908 061
3907994000	Oth polyesters saturated of a kind used for coating, in powder form	11 291	11 497	59 527	60 814
3907999000	Oth polyesters saturated in oth form	4 668 123	9 709 041	3 722 837	8 186 345
3908101000	Polyamides in primary forms, polyamide-6	598 266	1 533 584	784 497	2 053 566
3908109000	Polyamides in primary forms, polyamide -11,-12,-6,6,-6,9,-6,10 or -6,12	54 000	157 025	57 781	168 305
3908900000	Oth polyamides, oth than polyamide -6, -11,-12,-6,6,-6,9,-6,10 or -6,12	700	1 470	4 822	8 169
3909109000	Other urea resins; thiourea resins	1 483 123	3 235 283	929 084	2 067 083
3909201000	Melamine resins in moulding compounds	318 510	801 950	511 825	1 324 043
3909209000	Other melamine resins, except in moulding compounds	111 250	386 890	188 318	696 218

Tabel 3 : Ekspor Indonesia menurut Komoditi (Kode HS 10 digit)
Export of Indonesia by Commodity (10 digit of HS Code)

Maret 2016

March

Kode H S H S Code	Uraian golongan barang Group description	Berat bersih / Net weight (Kg)		Nilai / Value F.O.B. (U S \$)	
		Bulan ini Current month	Kumulatif Cum. Jan. to date	Bulan ini Current month	Kumulatif Cum. Jan. to date
(1)	(2)	(3)	(4)	(5)	(6)
3909301000	Oth amino-resins in moulding compound	58 321	66 562	68 762	80 533
3909309100	Glyoxal monourein resin, except in moulding compounds	-	10	-	163
3909309900	Oth amino-resins, not glyoxal monourein resin, not in moulding compounds	53 532	290 750	85 081	481 316
3909401000	Phenolic resins in moulding compound oth than phenol formaldehyde	-	2 710	-	10 424
3909409000	Other phenolic resins, not in moulding compounds	443 654	1 037 649	784 924	1 848 734
3909500000	Polyurethanes	89 823	277 081	312 066	745 308
3910002000	Silicones in dispersions or in solutions	95 889	194 382	146 449	322 551
3910009000	Silicones not in dispersions or in solutions	2 219	53 471	3 268	33 801
3911100010	Petroleum,coumarone,indene/coumarone- indene&polyterpanes in liquid/pastes	-	1 000	-	3 829
3911100090	Petroleum,coumarone,indene/coumarone- indene&polyterpanes not in liquid/paste	4 600	4 600	13 056	13 056
3911900000	Polysulphides, polysulphones and oth product specified in Note 3 to this Cha	53 102	305 917	105 213	416 163
3912201900	Oth cellulose nitrates; including collodions; non plasticised	10 492	35 404	26 082	82 846
3912310000	Carboxymethylcellulose & its salts	11 000	48 050	37 881	122 723
3912909000	Other cellulose and its chemical derivatives in other form	1 897	5 277	6 871	30 823
3913100000	Alginic acid, its salts & esters	5	5	1 589	1 589
3913902000	Oth natural polymers & its modified; chemical derivatives of natural rubber	-	1 000	-	1 974
3913903000	Oth natural polymers & its modified; starch-based polymers	300	300	6 600	6 600
3913909000	Oth natural polymers & its modified; in other form	65 475	115 517	372 287	729 042
3914000000	Ion-exchanger base on polymer of heading 39.01 to 39.13, in primary forms	17 050	17 050	133 420	133 420
3915101000	Waste, parings & scrap, of polymers of ethylene; of non-rigid cellular product	-	27 870	-	15 635
3915109000	Waste, parings & scrap, of polymers of ethylene; of rigid cellular products	2 722 676	6 265 602	1 298 078	3 363 210
3915309000	Waste, parings & scrap,polymers of vinyl chloride; rigid cellular products	24 000	44 954	7 200	20 004
3915900000	Waste, parings & scrap, of other plastic	15 663 480	35 326 923	6 971 803	16 396 856
3916101000	Monofilament of polymers of ethylene	14 512	32 331	64 606	149 190
3916102000	Rods, sticks & profile shape of polymer of ethylene	14 512	62 768	44 670	194 709
3916201000	Monofilament polymers of vinyl chloride	69 191	165 940	273 291	657 789
3916202000	Rods,sticks & profile shapes of polymer of vinyl chloride	4 908	29 269	23 757	122 071
3916904100	Monofilament other plastic of hardened proteins	18	18	170	170
3916904900	Other plastics of hardened proteins	33 033	84 671	206 021	512 615
3916905000	Other plastics of vulcanised fibre	34 464	127 756	165 323	609 728
3916909100	Other monofilament of other plastics	262 756	673 709	531 207	1 357 047
3916909900	Oth plastic,except monofilament,hardened proteins,vulcanised fibre	1 283	20 703	7 591	136 979
3917109000	Artificial guts (sausage casings) of cellulosic materials	6 578	92 151	9 678	103 242
3917210000	Tubes,pipes & hoses, rigid, of polymers of ethylene	10 977	30 001	10 857	102 141
3917220000	Tubes,pipes & hoses, rigid, of polymers of propylene	690 607	1 822 561	3 299 097	7 430 010
3917230000	Tubes,pipes & hoses, rigid, of polymers of vinyl chloride	22 226	40 195	63 375	121 800
3917290000	Tubes,pipes & hoses, rigid, of polymers of other plastics	258 246	591 019	1 567 966	2 387 274
3917310000	Flexible tubes, pipes and hoses having a minimum burst pressure of 27.6 Mpa	17 169	36 403	55 693	155 143
3917329000	Oth unflexible tube,pipe&hose,not reinforced or combined material,w/o fitting	27 044	89 896	156 233	487 034
3917330000	Oth tube,pipe,not reinforced/otherwise combined w/ oth material,w/ fitting	13 883	47 012	158 169	528 710
3917390000	Other tubes, pipes and hoses	13 598	24 074	86 757	332 013
3917400000	Fittings of plastics	60 683	590 745	490 796	2 445 234
3918101100	Tiles of polymers of vinyl chloride	10	10	20	20
3918101900	Oth floor covering of polymers of vinyl chloride	1 178	9 286	1 656	16 802
3918109000	Wall or ceiling coverings of polymers of vinyl chloride	-	5 400	-	18 225
3918901300	Oth floor coverings of polyethylene	760	6 630	423	71 652
3918901900	Other floor coverings of other plastics	7 496	21 906	41 398	125 400

Tabel 3 : Ekspor Indonesia menurut Komoditi (Kode HS 10 digit)
Export of Indonesia by Commodity (10 digit of HS Code)

Maret 2016
March

Kode H S H S Code	Uraian golongan barang Group description	Berat bersih / Net weight (Kg)		Nilai / Value F.O.B. (U S \$)	
		Bulan ini Current month	Kumulatif Cum. Jan. to date	Bulan ini Current month	Kumulatif Cum. Jan. to date
(1)	(2)	(3)	(4)	(5)	(6)
3918909200	Wall or ceiling coverings of chemical derivatives of natural rubber	36	41	100	123
3918909900	Wall or ceiling coverings of other plastic	240 319	581 221	711 614	1 767 069
3919101000	Self-adhesive plate,sheet,film,foil,tape &strip,width=<20cm;plymer vinyl chlorid	83	2 642	838	16 371
3919102000	Self-adhesive plate,sheet,film,foil,tape &strip,width=<20cm;polyethylene	599	1 360	23 956	57 358
3919109000	Self-adhesive plate,sheet,film,foil,tape &strip,width=<20cm;oth plastics	1 748 188	5 197 708	4 851 220	14 794 279
3919901000	Self-adhesive plate,sheet,film,foil,tape &strip,width>=20cm;plymer vinyl chlorid	23 217	23 510	96 719	101 068
3919902000	Self-adhesive plate,sheet,film,foil,tape &strip,width>=20cm;of hardened proteins	-	1 897	-	20 881
3919909000	Self-adhesive plate,sheet,film,foil,tape &strip,width>=20cm; oth plastics	82 765	243 147	832 292	2 156 100
3920100000	Oth plate,sheet,film,foil&strip,ethylene polymer,non-cellular¬ reinforced	4 137 703	12 492 237	6 968 138	21 585 339
3920201000	Biaxially Oriented Polypropylene (BOPP) film,of polymers of propylene	4 883 609	14 278 059	10 827 440	31 251 534
3920209000	Oth plate,sheet,film,strip,propylene polymers,non-cellular¬ reinforced	1 855 773	5 384 332	3 540 025	10 134 496
3920302000	Acrylonitrile butadiene styrene(ABS) sheet used in the refrigerator manuf.	1	2	2	5
3920309000	Polymer styrene not used as an adhesive by melting; not ABS sheet	21 874	78 437	113 929	424 575
3920430000	Polymers of vinyl chloride tape;weight >=6% of plasticisers	29 850	56 508	74 897	155 496
3920490000	Polymers of vinyl chloride tape;weight <6% of plasticisers	21 304	35 986	111 429	161 179
3920510000	Acrylic polymers of poly(methyl methacrylate)	2 639 784	7 026 578	6 051 721	16 888 448
3920590000	Other acrylic polymer except poly(methyl methacrylate)	175	639	3 767	12 322
3920611000	Plates&sheets of polycarbonates	258 837	676 116	1 079 569	2 749 569
3920619000	Polycarbonates except plates and sheets form	383	902	27 314	44 314
3920620000	Poly(ethylene terephthalate)	3 242 616	7 788 681	8 257 012	20 070 099
3920690000	Oth polyester,not polycarbonate,poly(ethylene terephthalate)&unsaturated plyest	1 064 912	2 879 951	2 503 366	6 559 721
3920719000	Other regenerated cellulose, except cellophane film	203	203	440	440
3920911000	Film of poly(vinyl butyral) in safety glass,thickness 0.38~0.76mm width <= 2m	31	205	911	1 965
3920921000	Plate,sheet,foil & strip of polyamides-6	1 104 699	3 430 168	3 846 744	11 798 973
3920929000	Other plate,sheet,foil & strip of polyamides, except polyamides-6	30	30	2 602	2 602
3920930000	Plate,sheet,foil & strip of amino-resins	325	325	193	193
3920991000	Oth plate,sheet,foil&strip;oth plastic; hardened proteine/chemical derivative	214	282	239	576
3920999000	Oth plate,sheet,foil&strip;oth plastic; not hardened proteine/chemical derivati	262	503	4 550	14 054
3921119000	Plates,sheets,film,foil&strip, cellular, of polymers of styrene; not rigid	23 116	188 696	56 186	577 864
3921120000	Plates,sheets,film,foil&strip, cellular, of polymers of vinyl chloride	56 541	168 259	126 971	408 932
3921131000	Plates,sheets,film,foil&strip, cellular, of polyurethanes; rigid	1 890	8 341	84 145	163 570
3921139000	Plates,sheets,film,foil&strip, cellular, of polyurethanes; not rigid	29 285	94 358	298 065	997 885
3921149000	Plates,sheets,film,foil&strip, cellular, of regenerated cellulose; not rigid	-	186	-	6 128
3921192000	Plates,sheets,film,foil&strip, cellular, of other plastics; rigid	-	2 072	-	8 701
3921199000	Plates,sheets,film,foil&strip, cellular, of other plastics; not rigid	846 818	2 294 007	3 271 748	8 830 462
3921901000	Plates,sheets,film,foil&strip, of vulcanised fibre	53	146	3 150	3 814
3921902000	Plates,sheets,film,foil&strip, of hardened proteins	57 574	280 091	155 161	568 651
3921909000	Other plates,sheets,film,foil&strip, of plastics	1 613 992	5 238 955	4 653 627	15 960 706
3922101000	Baths	535	7 340	2 835	29 289
3922109000	Shower-baths, sinks & washbasins	20 796	48 661	101 569	226 019

Tabel 3 : Ekspor Indonesia menurut Komoditi (Kode HS 10 digit)
Export of Indonesia by Commodity (10 digit of HS Code)

Maret 2016

March

Kode H S H S Code	Uraian golongan barang Group description	Berat bersih / Net weight (Kg)		Nilai / Value F.O.B. (U S \$)	
		Bulan ini Current month	Kumulatif Cum. Jan. to date	Bulan ini Current month	Kumulatif Cum. Jan. to date
(1)	(2)	(3)	(4)	(5)	(6)
3922200000	Lavatory seats and covers	13 508	31 264	125 770	303 356
3922901100	Parts of flushing cisterns, of plastics	-	346	-	349
3922901200	Flushing cisterns equipped with their mechanisms	15	792	30	732
3922901900	Other lavatory pans, flushing cisterns & urinals	894	11 058	3 495	32 734
3922909000	Similar sanitary ware, of plastics	10 688	16 045	22 672	34 147
3923101000	Film, tape and optical disc cases	175 930	457 247	963 951	2 401 999
3923109000	Other boxes,cases, cratesand similar articles	710 381	1 969 320	3 941 771	10 557 904
3923211100	Aseptic bag reinforced w/ alum foil; width>=315mm;length>=410mm;ethylen plym	264 610	863 502	347 403	1 142 376
3923211900	Aseptic bag reinforced w/ alum foil; width<315mm;length<410mm;ethylene polym	1 642 652	5 007 615	2 705 048	8 287 777
3923219100	Aseptic bag not reinforced w/ alum foil; width>=315mm;length>=410mm;ethylen plym	42 680	88 744	110 153	244 505
3923219900	Aseptic bag not reinforced w/ alum foil; width<315mm;length<410mm;ethylene plymr	5 490 647	16 758 021	7 860 671	24 484 470
3923291000	Aseptic bag not reinforced w/ alum foil; width>=315mm;length>=410mm;oth plastic	36 319	162 436	89 361	580 328
3923299000	Aseptic bag not reinforced w/ alum foil; width<315mm;length<410mm;oth plastic	1 126 719	3 459 444	2 946 944	8 544 927
3923302000	Multilayer fibreglass reinforced fuel container	11	11	35	35
3923309000	Other carboys, bottles, flasks & similar article	465 981	1 076 217	1 637 181	4 688 931
3923401000	Spool,bobbin&similar support;suitable for machines heading 84.44,84.45/84.48	10 836	24 045	53 905	139 219
3923409000	Other spool,cop,bobbin & similar support	49 876	156 175	89 313	413 935
3923500000	Stoppers, lids, caps and other closures	318 992	799 943	2 916 216	7 541 861
3923901000	Toothpaste tubes container, of plastic	38 112	124 260	175 265	613 503
3923909000	Oth articles for the conveyance/packing goods of plastics	906 323	2 387 554	6 720 675	13 274 819
3924100010	Tableware & kitchenware of melamine	12 333	39 342	16 080	48 606
3924100090	Tableware & kitchenware except from melamine	363 594	859 237	1 286 790	2 788 285
3924901000	Bed pans, urinals (portable type) & chamber pots;of plastics	-	5 446	-	12 880
3924909000	Other household articles&hygienic/toilet articles, of plastics	741 484	1 926 764	3 458 301	10 708 528
3925100000	Reservoirs,tanks,vats & similar contain. capacity <= 300 litres	384 918	412 832	179 894	299 992
3925200000	Doors,windows & their frames & threshold for doors	27 238	76 355	28 452	82 791
3925300000	Shutters,blind (include Venetian blinds) and similar articles and parts	50 763	98 679	610 895	964 340
3925900000	Oth builder ware plastic,not elsewhere specified or included	320 138	488 173	2 300 142	2 952 756
3926100000	Office or school supplies of plastics	737 850	1 833 702	2 790 322	6 628 103
3926206000	Articles of apparel used for protection from chemical,radiation/fire;plastics	-	2 666	-	4 366
3926209000	Oth articles of apparel&clothing accessories;of plastics	113 092	356 230	1 509 214	5 421 087
3926300000	Fittings for furniture, coachwork or the like	1 176	3 242	24 167	61 392
3926400000	Statuettes & other ornamental articles	55 085	146 675	264 718	667 473
3926901000	Floats for fishing nets, of plastics	300	1 956	80	37 178
3926902000	Fan & handscreen, frames & handles and parts	4 702	14 745	10 830	43 319
3926903900	Oth hygienic,medical & surgical articles ; of plastics	57 955	192 894	621 026	1 957 481
3926904200	Protective mask for use in welding & similar works	3	1 500	26	5 176
3926904900	Other safety and protective devices	38	45 218	45	469 101
3926905300	Transmission or conveyor belts or beltin	4 643	12 487	111 294	310 093
3926905900	Other industrial articles, of plastics	272 750	714 929	1 994 245	5 115 345
3926906000	Poultry feeders	20	501	20	42
3926907000	Padding for articles of apparel or clothing accessories	5 892	9 976	25 366	57 247
3926908100	Shoe lasts	4 203	6 006	36 632	64 206
3926908200	Prayer beads	229	855	61	1 359
3926908900	Cards for jewellery/small objects of personal adornment	7 726	41 752	78 232	315 172
3926909100	Other articles of plastics & other material of kind used for grain storage	2 149	2 463	18 548	27 498
3926909200	Empty capsules of a kind suitable for pharmaceutical use	-	1 554	-	14 750
3926909900	Other articles of plastics and other material	804 647	2 268 619	3 789 932	11 190 893

Tabel 3 : Ekspor Indonesia menurut Komoditi (Kode HS 10 digit)
Export of Indonesia by Commodity (10 digit of HS Code)

Maret 2016

March

Kode H S H S Code	Uraian golongan barang Group description	Berat bersih / Net weight (Kg)		Nilai / Value F.O.B. (U S \$)	
		Bulan ini Current month	Kumulatif Cum. Jan. to date	Bulan ini Current month	Kumulatif Cum. Jan. to date
(1)	(2)	(3)	(4)	(5)	(6)
4001101100	Centrifuge concentrat,containing ammonia >= 0.5%;natural rubber latex	260 500	1 196 400	400 540	1 430 855
4001101900	Natural rubber latex,containing ammonia >= 0.5%;in other forms	200	200	500	500
4001211000	Natural rubber in smoked sheets, RSS Grade 1	4 524 044	12 447 510	5 764 371	15 899 721
4001219000	Natural rubber in other forms	473 920	3 548 320	534 368	4 044 131
4001221000	Technically Specified Natural Rubber (TSNR) 10	8 963 640	27 431 460	9 869 787	30 878 133
4001222000	Technically Specified Natural Rubber (TSNR) 20	182 861 640	538 798 821	200 555 347	604 663 144
4001223000	Technically Specified Natural Rubber (TSNR) L	181 440	403 200	220 975	498 754
4001224000	Technically Specified Natural Rubber (TSNR) CV	2 528 960	5 465 600	2 990 891	6 650 075
4001225000	Technically Specified Natural Rubber (TSNR) GP	20 160	20 160	21 756	21 756
4001229000	Other Technically Specified Natural Rubber(TSNR)	-	2 325 400	-	2 631 630
4001301900	Jelutong in other forms	4	94 038	12	331 331
4001309900	Other balata,gutta-percha,guayule,chicle similar natural gums, in other forms	103 694	145 954	241 066	337 922
4002110000	Styrene-butadiene rubber,Carboxilated styrene-butadiene rubber;in latex form	2 708 951	6 546 733	2 418 894	6 303 251
4002191000	SBR,XSBR;in primary forms/in vulcanised, uncompound plates,sheets/strips	10 077	37 912	96 984	316 877
4002199000	Styrene-butadiene rubber,Carboxilated styrene-butadiene rubber;in other form	683 158	1 345 368	802 436	1 580 225
4002201000	Butadiene rubber (BR), in primary forms	12	12	1 320	1 320
4002209000	Butadiene rubber (BR), in other forms	21 600	21 600	73 094	73 094
4002399000	Halo-isobutane-isoprene (butyl) rubber (CIIR/BIIR), in other process	-	2	-	20
4002599000	Acrylonitrile-butadiene rubber (NBR), in other form	2 695	2 695	10 295	10 295
4002701000	Ethylene-propylene-non-conjugated diene rubber (EPDM), in primary forms	4	4	11	11
4002709000	Ethylene-propylene-non-conjugated diene rubber (EPDM), in other forms	358	13 472	17 135	54 112
4002801000	Mixture of natural rubber latex with syntetic rubber latex	831 410	1 041 180	873 574	1 082 066
4002809000	Other mixtures of any product of heading 40.01 with any product of this heading	3 931 200	8 568 000	4 057 123	8 879 741
4002999000	Oth synthetic rubber & factice derived from oils in other form	836	13 221	834	35 849
4003000000	Reclaimed rubber in primary formsoar in plates, sheets or strips	441 201	1 245 980	301 969	1 061 754
4004000000	Waste,paring&rubber scrap (oth hard rubber)&powder&granule obtained therefo	475 750	1 063 000	100 575	222 041
4005101000	Compounded of natural gums with carbon black/silica,unvulcanised,in primary fo	1 013 492	2 351 843	4 825 326	12 747 935
4005109000	Compounded other rubber with carbon black/silica,unvulcanised,in primary fo	1 753 540	5 140 134	2 700 472	7 765 666
4005200000	Solutions; dispersions oth than those of subheading 4005.10	3 200	19 600	9 381	65 912
4005911000	Natural gums,in plates, sheets, & strip	-	12 488	-	4 922
4005919000	Other compounded rubber,unvulcanised,in plates, sheets, & strip	11 400	16 499	20 362	30 392
4005999000	Other compounded rubber,unvulcanised,in other form	910 900	913 006	996 190	1 000 921
4006909000	Oth forms & articles of unvulcanised rubbers	9	2 398	119	125 541
4007000000	Vulcanised rubber thread & cord.	207 461	607 920	565 091	1 798 209
4008119000	Other plates, sheets & strip of cellular rubber	4 887	7 397	944	18 643
4008190000	Other forms of cellular rubber	32 854	113 473	44 055	136 731
4008211000	Plate,sheet&strip non-cell. rubber;thick <=5mm;lined w/ one side textile fabric	88 121	220 791	206 180	475 431
4008219000	Other plates, sheets, & strip of non-cellular rubber	366 888	790 735	599 847	1 337 194
4008290000	Other forms of non-cellular rubber	6 485	15 400	55 722	165 112
4009110000	Tube,pipe & hose,not reinforced/combined w/ oth material without fittings	14 049	46 542	162 786	448 020
4009121000	Mining slurry suction&discharge hose,not reinforce/combine w/ oth mtl,w/ fittin	-	321	-	1 784
4009129000	Oth tubes,pipes & hoses, not reinforced/ combined w/ oth mtrl with fittings	1 625	4 561	17 290	40 458
4009219000	Oth tube,pipe & hose,reinforced/combined w/ oth materials w/o fittings	64 851	154 431	118 681	307 447

Tabel 3 : Ekspor Indonesia menurut Komoditi (Kode HS 10 digit)
Export of Indonesia by Commodity (10 digit of HS Code)

Maret 2016
March

Kode H S H S Code	Uraian golongan barang Group description	Berat bersih / Net weight (Kg)		Nilai / Value F.O.B. (U S \$)	
		Bulan ini Current month	Kumulatif Cum. Jan. to date	Bulan ini Current month	Kumulatif Cum. Jan. to date
(1)	(2)	(3)	(4)	(5)	(6)
4009229000	Oth tube,pipe & hose,reinforced/combined w/ oth materials w/ fittings	11 360	113 481	90 034	455 559
4009311000	Mining slurry suction&discharge hose, reinforce/combine w/ textile,w/o fittin	-	15	-	9
4009319100	Fuel hoses,header hoses&water hoses, used on motor vehicles	7 671	18 783	113 761	294 642
4009319910	Rubber hose for gas stove, without fittings	55	300	26	157
4009319990	Oth tube,pipe&discharge hose,reinforced/ combined w/ textile, without fitting	552	5 006	6 361	60 659
4009321000	Mining slurry suction&discharge hose, reinforce/combine w/ textile,w/ fitting	-	13	-	108
4009329010	Rubber hose for gas stove, with fittings	-	615	-	1 461
4009329090	Oth tube,pipe&discharge hose,reinforced/ combined w/ textile, with fitting	1 950	5 324	32 089	102 499
4009410000	Mining slurry suction&discharge hose, reinforce/combine w/ oth mtrl,w/o fitti	9 148	24 113	160 310	434 335
4009429000	Oth tube,pipe & hose,reinforced/combined w/ oth material, with fitting	100 442	235 725	385 776	1 302 242
4010120000	Conveyor belts/belting,reinforced with textile material	10 218	12 778	43 347	58 729
4010190000	Other conveyor belts/belting, reinforced with other material	-	918	-	2 338
4010310000	V-belts,V-ribbes of an outside circumference >60cm and <=180cm	347 207	1 143 717	3 959 197	11 546 652
4010320000	V-belts,oth than v-ribbed, of an outside circumference>60cm and <=180cm	11 575	17 568	45 854	70 923
4010330000	V-belts,V-ribbed,of an outside circumference>180cm and <=240cm	-	2 463	-	11 394
4010340000	V-belts,oth than v-ribbed, of an outside circumference>180cm and <=240cm	6 848	12 834	24 874	46 779
4010350000	Endless synchronous belt,of an outside circumference>60cm and <=150cm	88	88	4 289	4 289
4010390000	Oth transmission belts/belting	186 485	547 290	1 626 030	4 583 113
4011100000	New pneumatic tyres,of rubber of a kind used on motor cars	39 141 665	113 048 153	121 427 328	349 773 357
4011201000	New pneumatic tyre,of rubber used on buses/lorries, width<450mm	1 692 068	3 512 441	4 934 972	10 418 704
4011209000	New pneumatic tyre,of rubber used on buses/lorries, width>=450mm	51 577	194 940	236 567	677 301
4011300000	New pneumatic tyres,of rubber of a kind used on aircraft	32 818	221 562	61 480	291 523
4011400000	New pneumatic tyres,of rubber of a kind used on motorcycles	1 233 985	3 013 095	3 909 872	9 560 851
4011500000	New pneumatic tyres,of rubber of a kind used on bicycles	998 650	3 223 001	7 319 405	22 716 696
4011611000	New pneumatic tyres,of rubber used on agricultural/forestry tractors	580 182	1 397 563	1 711 924	4 071 293
4011621000	New pneumatic tyres,of rubber, rimsize < 61 cm,used on tractors	762 756	2 582 626	2 044 013	6 792 058
4011629000	New pneumatic tyres,of rubber, rimsize < 61 cm,used on const/ind.vehicles mach.	13 693	102 118	40 188	137 349
4011639000	New pneumatic tyre,of rubber,rim size >= 61cm, used on const/ind.vehicles mach	3 107	3 107	1 757	1 757
4011690000	New pneumatic tyre,of rubber, used for oth purpose	5 521	5 521	16 208	16 208
4011921000	Oth new pneumatic tyre,of rubber,used on agricul./forestry tractors.	191 905	381 573	557 977	1 091 216
4011929000	Oth new pneumatic tyre,of rubber,used on agricul./forestry vehicles mach.	-	233	-	528
4011931000	Oth new pneumatic tyre,of rubber,rimsize <61 cm,used on tractors	250 763	598 647	705 302	1 634 586
4011939000	Oth new pneumatic tyre,of rubber,rimsize <61 cm,used on const/ind.vehicles mach	39	12 920	128	44 337
4011942000	Oth new pneumatic tyre,rubber,rimsize>= 61cm,used on tractor,forklift.	5 758	6 418	38 405	40 568
4011949000	Oth new pneumatic tyre,of rubber,rimsize >=61cm, used for oth. purposer	-	17 600	-	114 400

Tabel 3 : Ekspor Indonesia menurut Komoditi (Kode HS 10 digit)
Export of Indonesia by Commodity (10 digit of HS Code)

Maret 2016

March

Kode H S H S Code	Uraian golongan barang Group description	Berat bersih / Net weight (Kg)		Nilai / Value F.O.B. (U S \$)	
		Bulan ini Current month	Kumulatif Cum. Jan. to date	Bulan ini Current month	Kumulatif Cum. Jan. to date
(1)	(2)	(3)	(4)	(5)	(6)
4011991000	Oth new pneumatic tyre,of rubber, used on vehicles of chap.87	-	24 505	-	95 031
4011999000	Oth new pneumatic tyre,of rubber, used for oth, width<450mm	153 544	468 378	418 486	1 252 378
4012110000	Retreaded tyres,used on motor cars	-	35 872	-	74 086
4012129000	Retreaded tyres,used on buses/lorries, width>=450mm	174 780	825 830	786 206	3 137 342
4012130000	Retreaded tyres,used on aircraft	30	37 269	100	22 165
4012191000	Retreaded tyres,used on motorcycles	1 425	3 449	567	1 081
4012192000	Retreaded tyres,used on bicycles	-	10	-	40
4012193000	Retreaded tyres,used on machinery of heading 84.29/84.30	3 172	3 847	3 365	4 641
4012194000	Retreaded tyres,used on oth vehicles of chapter 87	-	40	-	240
4012199000	Retreaded tyres,used for oth purposed	11 396	16 551	61 292	64 153
4012202900	Used pneumatic tyres,used on buses/ lorries, width>=450mm	60	247	32 932	33 455
4012204000	Used pneumatic tyres,used on motorcycles	-	100	-	100
4012205000	Used pneumatic tyres,used on bicycles	200	434	140	3 016
4012207000	Used pneumatic tyres,used on oth vehicle of chapter 87	200	200	200	200
4012209900	Used pneumatic tyres,used on oth purpose , oth than buffed tyres	-	240	-	1 606
4012901400	Solid tyres,external diameter >250 mm, width<450mm	18 277	53 621	36 056	119 269
4012901500	Solid tyres,external dia.>250,width> 450 mm,used on vehicle of chap.87.09.	27 918	27 918	37 800	37 800
4012901600	Oth solid tyres,external diameter>250mm, of a width>450mm	254	966	2 642	5 506
4012901900	Oth solid tyres,external diameter<250mm, of a width>450mm	65 386	195 984	361 125	987 023
4012907000	Replaceable tyre treads, width<450mm	-	625	-	23
4012908000	Tyre flaps	20 651	48 394	37 636	102 988
4012909000	Oth retreaded/used pneumatic,solid/ cushion tyres, of rubber	-	30	-	30
4013101100	Inner tubes,of rubber,used on motor car width tyres<450mm	107 912	427 839	330 946	1 331 887
4013101900	Inner tubes,of rubber,used on motor car width tyres>450mm	7 013	7 059	16 010	16 159
4013102100	Inner tubes,of rubber,used on bus/lorri width tyres<450mm	6 378	18 792	22 878	62 675
4013200000	Inner tubes,of rubber,used on bicycles	248 423	743 826	1 599 798	4 764 187
4013901100	Inner tube,of rubber,used on heading 84.29/84.30;width tyres<450mm	231	924	969	3 650
4013901900	Inner tube,of rubber,used on heading 84.29/84.30;width tyres>450mm	3	3	11	11
4013902000	Inner tube,of rubber,used on motorcycle	43 177	103 019	109 235	268 602
4013903100	Inner tube,of rubber,used on oth vehicle of chap.87, width tyres<450mm	223	1 922	1 079	2 849
4013909100	Oth inner tube,of rubber,suitable for fitting to tyres of width<450mm	18 281	47 100	71 688	181 716
4014100000	Sheath contraceptives	1 206	6 219	17 916	94 649
4014901000	Teats for feeding bottles & similar articles	19 289	60 538	263 743	1 031 718
4014904000	Stoppers for pharmaceutical use	-	614	-	12 797
4014909000	Oth hygienic/pharmaceutical articles,of vulcanised rubber	170	571	291	3 984
4015110000	Gloves, mittens & mitts, for surgical	16 848	68 358	71 657	276 924
4015190000	Gloves, mittens & mitts, for other purposed	4 446 096	12 729 999	18 865 731	55 443 891
4015901000	Lead aprons	386	631	10 955	19 493
4015909000	Oth article of apparel, clothing access for all purposed	2 118	3 015	5 403	20 211
4016101000	Padding for articles of apparel or clothing accessories	15	3 628	298	3 045
4016109000	Oth articles of vulcanised rubber other of cellular rubber	3 433	9 738	12 549	47 672
4016911000	Mats	569 281	1 585 120	829 218	2 253 952
4016919000	Oth floor coverings	12 765	29 763	15 190	81 064
4016921000	Eraser tips	50	184	25	156
4016929000	Other erasers	42	2 891	386	2 816
4016931000	Gasket,washer&seal used to insulate the terminal lead of electrolytic capacitor	62 881	153 315	899 612	2 415 464

Tabel 3 : Ekspor Indonesia menurut Komoditi (Kode HS 10 digit)
Export of Indonesia by Commodity (10 digit of HS Code)

Maret 2016

March

Kode H S H S Code	Uraian golongan barang Group description	Berat bersih / Net weight (Kg)		Nilai / Value F.O.B. (U S \$)	
		Bulan ini Current month	Kumulatif Cum. Jan. to date	Bulan ini Current month	Kumulatif Cum. Jan. to date
(1)	(2)	(3)	(4)	(5)	(6)
4016932000	Gasket&O-ring, used on motor vehicle of heading 87.02,87.03,87.04/87.11	10 396	37 644	252 120	1 021 777
4016939000	Oth gaskets, washers & oth seals	102 436	288 145	3 204 848	8 835 229
4016940000	Boat/dock fenders,whether/not inflatable	-	2 024	-	4 487
4016950000	Oth articles of vulcanised rubber, inflatable	3 079	17 448	31 075	130 068
4016991300	Weatherstripping,used on motor vehicle of heading 87.02,87.03/87.04	118 411	365 048	1 099 421	3 287 137
4016991400	Oth article of vulcanised rubber,for vehicle of heading 87.02~87.05&87.11	62 819	141 330	485 102	1 211 630
4016991600	Bicycle mudguards	185	8 419	38 677	152 774
4016991700	Bicycle parts	675	904	166	564
4016991800	Other bicycle accessories	380	645	1 380	2 416
4016991900	Oth parts & access for vehicle of rubber of chapter 87	1 865	5 380	8 362	19 394
4016992000	Parts & access of rotochutes of heading 88.04	768	1 826	7 649	16 596
4016993000	Rubber bands	19 484	40 611	104 983	220 511
4016995100	Rubber rollers	34 571	100 279	957 540	2 862 780
4016995200	Tyre moulds bladders	-	31	-	2 228
4016995400	Rubber grommets & rubber cover for automotive wiring harnesses	23 104	67 342	258 996	808 421
4016995900	Oth article,used in machinery/mechanical /electrical appliances/for oth tech use	27 824	98 064	768 610	2 350 831
4016997000	Structural bearings including bridge bridge bearings, oth than rail pad	1 680	2 506	15 693	23 480
4016999100	Table coverings	56	56	179	179
4016999900	Oth articles of vulcanised rubber for oth purposed	48 527	132 417	427 176	1 356 832
4017001000	Floor tiles&wall tiles	-	737	-	695
4017002000	Other articles of hard rubber	924	4 837	2 332	6 830
4017009000	Other hard rubber in all form,include waste & scrap, articles of hard rubber	537	1 587	14 090	49 147
4104110010	Bovine leather, vegetable pre-tanned, full grains, unsplit in the wet state	18 560	37 000	146 652	293 318
4104190000	Oth tanned/crust hide&skin of bovine,not full grain,unsplit in the wet state	-	7 312	-	36 700
4104410000	Crust vegetable(semi-tanned) hide&skin, full grain,unsplit;in the dry state	-	306	-	9 421
4104490000	Oth crust vegetable(semi-tanned) hide& skin,full grain,unsplit;in the dry stst	14 833	97 191	49 393	87 284
4105300000	Tanned/crust sheep/lamb skin,w/o wool on /hair on,in dry state	136	170	14 821	17 851
4106220000	Tanned/crust goat/kid hide&skin,w/o wool on/hair on,in the dry state	68	314	425	1 405
4106401000	Tanned/crust hide & skin of reptiles,w/o wool on/hair on,in the wet state	3 507	3 507	451 385	451 385
4106402000	Tanned/crust hide & skin of reptiles,w/o wool on/hair on,in the dry state	1 850	6 695	152 599	492 151
4106910000	Oth tanned/crust hide&skin of oth animal ,w/o wool on/hair on,in the wet state	937	2 628	76 760	247 359
4107120000	Whole hide&skin,grains splits of bovine/ equine animals,w/o hair on	111 384	254 282	2 678 073	6 075 709
4107190000	Oth whole hide&skin of bovine/ equine animals, in oth form	156 986	383 272	4 138 291	10 358 094
4107920000	Oth whole hide&skin,including side of bovine/equine animals, grain splits	1 781	5 218	46 554	163 222
4107990000	Oth whole hide & skin,including side,of bovine/equine animals, in oth forms	28 977	105 478	828 651	1 750 674
4112000000	Leather further prep. after tanning/ crust,oth than leather of heading 41.14	6 565	18 494	546 003	1 629 365
4113100000	Leather further prepared after tanning/ crusting, of goats or kids	14 693	36 914	547 862	1 410 850
4113200000	Leather further prepared after tanning/ crusting, of swine	57	57	6 975	6 975
4113300000	Leather further prepared after tanning/ crusting, of reptiles	10 489	20 020	1 057 026	2 130 698
4113900000	Leather further prepared after tanning/ crusting, of oth animals	6 813	20 283	192 692	390 918

Tabel 3 : Ekspor Indonesia menurut Komoditi (Kode HS 10 digit)
Export of Indonesia by Commodity (10 digit of HS Code)

Maret 2016
March

Kode H S H S Code	Uraian golongan barang Group description	Berat bersih / Net weight (Kg)		Nilai / Value F.O.B. (U S \$)	
		Bulan ini Current month	Kumulatif Cum. Jan. to date	Bulan ini Current month	Kumulatif Cum. Jan. to date
(1)	(2)	(3)	(4)	(5)	(6)
4114200000	Patent leather&patent laminated leather, metalised leather	7 116	7 366	101 326	114 718
4115100000	Composition leather with base of leather /leather fibre,in slabs, sheets/strip	1 123	1 556	33 795	67 105
4115200000	Paring end other waste of composition leather,not suit for leather artic manu	390	2 202	8 292	33 163
4201000000	Saddlery & harness for any animal of any materials	30	21 761	961	51 725
4202110010	Travel goods w/ max dimension of h x w x l = 56cm x 45cm x 25cm	57	320	332	1 150
4202110090	Trunk,suit,vanity,executive,brief-cases with outer surface of leather	10 179	27 840	155 529	570 769
4202121100	School satchel with outer surface of vulcanised fibre	-	322	-	348
4202121900	School satchel with outer surface of plastics/textile materials	9 382	36 766	64 494	195 869
4202129100	Trunk,suit,vanity,executive,brief-cases w/ out surface of vulcanised fibre	35	754	1	1 122
4202129900	Trunk,suit,vanity,executive,brief-cases w/ out surface of plastics/textile mtrl	94 678	285 482	809 222	2 143 890
4202192000	School satchel,trunk,suit,vanity,brief, w/ outer surface of paperboard	2 386	2 398	18 509	18 515
4202199000	School satchel,trunk,suit,vanity,brief,w / outer surface of plastic/textile mtrl	17 322	55 446	114 688	345 739
4202210000	Hand bag with outer surface of leather or of patent leather	172 707	429 927	7 180 636	17 885 150
4202220000	Hand bag with outer surface of plastic sheeting or of textile materials	426 059	916 617	4 639 574	11 379 095
4202290000	Hand bag with other outer surface	34 679	67 911	405 956	980 335
4202310000	Artcl in pocket/hand bag with outer surface of leather or of patent leather	2 874	5 938	177 458	435 489
4202320000	Artcl in pocket/hand bag with outer surf ace of plastics or of textile	6 563	18 021	82 227	206 767
4202393000	Article of kind normally carried pocket or in handbag w/ outer srfc of animal	50	50	346	346
4202399000	Article of kind normally carried pocket or in handbag with outer srfc of other	580	1 212	7 260	13 518
4202911100	Sport bags,with outer surface of leather composition leather/of patent leather	2 624	2 629	32 842	32 860
4202911900	Oth Sport bags,with outer surface of lthr composition leather/of patent	323	588	1 661	2 093
4202919000	Oth artcls with outer surface of leather or of patent leather	1 871	30 796	32 115	368 339
4202921000	Toiletry bags with outer surface of plastic or of textile materials	6	110	121	312
4202929000	Other articles with outer surface of plastic or of textile materials	888 004	2 437 522	9 612 533	22 390 649
4202991000	with outer surface of vulcanised fibre or paperbord oth bags	20	100	110	4 254
4202994000	with outer surface of vulcanised fibre or paperbord oth bags of apparel	-	40	-	182
4202999000	Oth than trunk, suit-cases,handbags, & similar containers	17 765	64 173	205 142	645 639
4203100000	Articles of apparel of leather or of composition leather.	22 645	44 874	187 204	419 616
4203210000	Gloves,mittens & mitts specially designed for use in sports of leather	107 844	341 992	6 771 147	21 975 679
4203291000	Protective work gloves of leather or of composition leather	1 781	8 289	32 308	64 154
4203299000	Oth gloves, mittens & mitts of leather or of composition leather	6 879	15 882	388 408	952 283
4203300000	Belts & bandoliers of leather or of composition leather	1 581	3 561	56 226	123 617
4203400000	Oth clothing access of leather or of composition leather	2 515	5 821	52 775	82 563
4205001000	Oth articles of leather or of composition leather, boot laces ; mats	-	150	-	4 276
4205002000	Oth articles of leather, industrial safety belt & harnesses	189	1 158	3 343	22 290
4205003000	Leather strings or cords for jewelry or for personal adornment	6 196	10 402	11 484	57 193

Tabel 3 : Ekspor Indonesia menurut Komoditi (Kode HS 10 digit)
Export of Indonesia by Commodity (10 digit of HS Code)

Maret 2016
March

Kode H S H S Code	Uraian golongan barang Group description	Berat bersih / Net weight (Kg)		Nilai / Value F.O.B. (U S \$)	
		Bulan ini Current month	Kumulatif Cum. Jan. to date	Bulan ini Current month	Kumulatif Cum. Jan. to date
(1)	(2)	(3)	(4)	(5)	(6)
4205009000	Oth articles of leather oth than boot laces,safety belt & leather string	33 913	100 495	933 803	2 598 368
4303100000	Articles of apparel, clothing accessories oth articles of furskin	300	366	100	1 793
4303909000	Oth article of apparel, clothing accessories of furskin	9 783	26 583	111 843	297 884
4304009900	Oth then artificial fur&articles for industrial uses&sport bags	64	155	276	680
4401100000	Fuel wood, in logs, in billets, in twigs faggots or in similar forms	132 252	198 416	88 915	127 142
4401220000	Non-coniferous wood in chips or particles	156 328 020	323 258 440	12 826 469	24 955 782
4401310000	Wood pallets sawdust&wood waste and sc rap, wheter or not angglomerated in log	5 588 040	21 558 435	428 085	1 650 564
4401390000	Oth Sawdust&wood waste&scrap, whether or not agglomerat in logs, briquet, pellet	389 775	51 727 536	73 515	6 743 881
4402100000	Wood charcoal of bamboo	502 463	2 533 896	183 576	534 945
4402901000	wood charcoal of coconut shell	11 213 336	26 414 566	7 096 812	17 849 843
4402909000	Wood charcoal(including shell or nut charcoal) oth than bamboo and coconut shell	29 531 401	76 376 439	12 025 066	32 299 519
4404100000	Hoopwood, split poles;piles, picket & the like of coniferous	35	310	500	4 070
4405002000	Wood wool, wood flour.	60 386	164 457	17 202	42 565
4407100000	Wood sawn/ chipped length of a thick > 6 mm.of Coniferous, Planed sanded	88 156	230 046	168 506	363 625
4407211000	Wood sawn/ chipped length of a thick> 6 mm.of Mahogany, Planed, sanded end-jointed	104 853	272 115	106 157	237 620
4407219000	Wood sawn/ chipped length of a thick > 6 mm.of Mahogany, not planed, not sanded	-	6 281	-	5 529
4407221000	Wood sawn/ chipped of a thick > 6 mm.of Virola, Imbuia&Balsa, Sanded/ end-jointed	3 430	21 190	4 041	48 052
4407251100	Wood sawn/ chipped of a thick > 6mm.of dark&light red meranti, Sanded/end joint	240 894	657 811	383 076	1 065 756
4407261000	Wood sawn/ chipped of a thick > 6mm.of White Lauan, Seraya, yellow meranti	1 489	18 196	956	20 707
4407291100	Wood sawn/ chipped of a thick > 6 mm.of Jelutong, Planed	397 291	957 887	564 248	1 361 326
4407292100	Wood sawn/ chipped of a thick > 6 mm of Kapur, Sanded or end-jointed	21 026	21 026	17 227	17 227
4407293100	Wood sawn/ chipped of a thick > 6 mm.of Kempas, Planed sanded or end-jointed	9 379	72 327	7 781	52 805
4407294100	Wood sawn/ chipped of a thick > 6 mm.of Keruing, Planed, sanded or end jointed	161 920	442 436	105 958	298 305
4407296100	Wood sawn/ chipped of a thick > 6 mm.of Teak, Sanded or end-jointed	15 969	53 662	60 079	132 674
4407297100	Wood sawn/ chipped of a thick > 6 mm.of Balau, Sanded or end-jointed	16 705	52 264	10 554	37 883
4407299100	Wood sawn/ chipped of a thick > 6 mm.of Jongkong & Merbau, Sanded or end-jointed	12 670	132 195	24 567	128 484
4407299300	Oth sanded or end jointed&of a thick > 6 mm jongkok & merbau	738 658	2 275 411	909 069	2 754 850
4407299910	Oth albasia sanded or end jointed&planed ,thickness>6mm	303 292	808 923	103 567	291 962
4407299920	Oth rubber, sanded or end jointed&planed , thickness>6mm	3 590 533	7 317 284	1 860 442	3 923 416
4407299990	Oth than tropical wood, oth sanded or end jointed&planed,thickness>6mm	11 314	70 044	10 072	36 489
4407911000	Wood sawn/ chipped of a thick > 6 mm.of Oak, Sanded or end-jointed	570	45 719	447	38 557
4407919000	Oth wood sawn/ chipped of a thick > 6 mm of Oak, Not planed, not Sanded	9 959	9 959	6 645	6 645
4407921000	Wood sawn/ chipped of a thick > 6 mm.of beech, Planed	325	795	2 033	4 292
4407931000	Wood sawn/ chipped of a thick > 6 mm.of Maple, Sanded or end-jointed	45	45	402	402
4407939000	Oth than wood sawn/ chipped of a thick > 6 mm.of Maple, Not planed, not Sanded	56 069	56 069	57 309	57 309
4407949000	Oth wood sawn/ chipped of a thick > 6 mm of Cherry, Not planed, not Sanded	13 256	13 256	18 221	18 221

Tabel 3 : Ekspor Indonesia menurut Komoditi (Kode HS 10 digit)
Export of Indonesia by Commodity (10 digit of HS Code)

Maret 2016
March

Kode H S H S Code	Uraian golongan barang Group description	Berat bersih / Net weight (Kg)		Nilai / Value F.O.B. (U S \$)	
		Bulan ini Current month	Kumulatif Cum. Jan. to date	Bulan ini Current month	Kumulatif Cum. Jan. to date
(1)	(2)	(3)	(4)	(5)	(6)
4407959000	Oth wood sawn/ chipped of a thick > 6 mm of Ash,Not planed, not Sanded	17 504	17 504	19 042	19 042
4407991000	Oth than wood sawn/ chipped of a thick > 6 mm.of Other tree,Planed	31 335	69 880	42 791	94 468
4407999000	Wood sawn/ chipped of a thick > 6 mm.of Other tree,Not planed, not Sanded	158 810	158 810	170 624	170 624
4408101000	Cedar wood slats prepared for pencil manufact;radiata pinewood coniferous	480 747	1 327 057	1 997 421	5 620 680
4408103000	Face veneer sheets, coniferous	113 200	789 972	169 198	841 359
4408109000	Oth Coniferous,oth cedar wood slats,face veneer sheets	180 730	452 011	217 933	532 010
4408310000	Dark red meranti, light red meranti and meranti bakau of the tropical wood	302 116	668 902	389 356	829 240
4408399000	Oth jelutong wood and oth wood prepared for pencil manufact	312 982	658 012	502 465	1 332 118
4408900000	Oth than sheets for veneering and of the tropical wood of thickness < 6 mm	793 381	2 315 497	949 940	2 477 427
4409100000	Coniferous wood cotinuously shaped along any of its edgee,ends/faces	281 060	470 763	946 578	1 604 186
4409290000	Oth non coniferous oth teak strips friezes for parquet flooring	49 857 636	136 812 371	53 985 514	149 867 283
4410110000	Particle board & similar board of wood or other ligneous materials	203 173	1 161 977	97 716	417 272
4411120000	Medium density fibreboard (mdf) of a thickness < 5mm	10 951 874	28 617 984	3 448 400	8 504 547
4411130000	Medium density fibreboard (mdf) of a thickness > 5mm and < 9 mm	4 890 795	12 580 951	1 123 837	3 202 037
4411140000	Medium density fibreboard (mdf) of a thickness > 9 mm	13 837 641	25 075 468	3 145 602	6 121 204
4411920000	Oth fibreboard of a density >0.8g/cm3	7 849	25 162	19 879	63 833
4411930000	Oth fibreboard of 0,5g/cm<density <0,8g/ cm3	667 005	10 237 600	173 272	2 672 021
4411940000	Oth fibreboard of a density <0.5g/cm3	-	48 300	-	44 475
4412100000	Plywood,veneered panel&similar laminated wood of bamboo	5 197	5 402	7 514	7 898
4412310000	Oth plywood,consisting solaly <6mm thinkness w/ at least one outer	100 157 429	259 699 907	89 443 946	241 646 109
4412320000	Oth plywood,each thick.<6mm with at least one outer ply of non coniferous	4 933 475	10 894 046	4 957 054	11 343 809
4412390000	Oth plywood consisting solely of sheets of wood of each thick < 6 mm	13 148 868	38 065 070	13 640 655	40 248 126
4412940000	Oth plywood,veneered panels&similar wood of blockboard,laminboard&battenboard	29 725 649	81 531 417	32 596 704	90 014 269
4412990010	Veneered panels&similar w/at least one other wood	62 038 737	187 379 654	46 616 085	138 639 135
4412990090	Veneered panels&similar w/at least one other wood	5 815 265	17 137 352	5 711 145	19 333 970
4413000000	Densified wood, in blocks,plates,strips of profile shapes.	-	1 200	-	16 691
4414000000	Wooden frames for paintings, photographs mirrors or similar objects.	1 229 688	3 656 492	4 257 536	12 384 213
4415100000	Cases, boxes, crates, drums & similar packings; cable-drums	238 638	585 409	469 646	1 193 670
4415200000	Pallets,box pallets& other load boards; pallet collars	82 991	417 864	84 207	422 085
4416001000	Staves casks,barrels,yats,tube and other coopera products and parts of wood	43	1 764	378	2 202
4416009000	Casks,barrels,vats,tubs&other coopers products & parts thereof, of wood	39 690	47 155	65 405	79 519
4417001000	Tools,tool bodies,tool handles,broom or brush bodies & handles, of wood	100	5 742	6 584	72 065
4417009000	Oth Tools,tool bodies,tool handles,broom or brush bodies & handles, of wood	271 691	628 409	534 690	1 355 328
4418100000	Windows,french-windows&their frames of wood	25 835	199 500	77 012	317 708
4418200000	Doors & their frames & thresholds of wood	6 461 479	18 679 369	14 785 777	42 610 320
4418500000	Shingles & shakes of wood	10 260	27 706	9 570	20 607
4418600000	Posts and beams	17 213	27 699	40 717	55 317
4418710000	Assembled flooring panels	3 995	8 998	14 082	24 183
4418720000	Oth multilayer buidders joinery and carpantry of wood	2 528 510	7 776 826	7 292 782	22 322 000
4418790000	Oth assembled flooring panels of wood	1 348 154	4 328 461	3 004 634	9 457 411
4418901000	Oth Cellular wood panels	1 430	1 430	2 940	2 940
4418909000	Other builders joinery & carpentry of wood	3 177 379	7 987 157	4 895 718	12 774 375

Tabel 3 : Ekspor Indonesia menurut Komoditi (Kode HS 10 digit)
Export of Indonesia by Commodity (10 digit of HS Code)

Maret 2016
March

Kode H S H S Code	Uraian golongan barang Group description	Berat bersih / Net weight (Kg)		Nilai / Value F.O.B. (U S \$)	
		Bulan ini Current month	Kumulatif Cum. Jan. to date	Bulan ini Current month	Kumulatif Cum. Jan. to date
(1)	(2)	(3)	(4)	(5)	(6)
4419000000	Tableware and kitchenware, of wood.	460 748	1 145 939	1 566 656	7 303 827
4420100000	Statuettes & oth ornaments, of wood	1 751 088	4 234 924	5 719 123	13 484 183
4420901000	Oth wooden articles of furniture not falling in chapter 94	486 004	1 224 488	1 423 605	3 487 694
4420909000	Oth wood marquetry and inlaid,casket and similar articles of wood	31 381	468 532	100 959	1 263 638
4421100000	Clothes hangers of wood	40 380	62 028	156 954	309 250
4421901000	Spools, cops & bobbins, sewing thread reels and the like of wood	1 504	3 781	658	6 235
4421903000	Wooden pegs or pins for footwear	2 722	2 802	19 572	19 861
4421904000	Candy-sticks, ice-cream sticks & Ice cream spoons	12 200	12 200	23 999	23 999
4421907000	Fans & handscreens, frames & handles of wood	24	313	120	6 566
4421908000	Toothpicks of wood	1 542	4 955	2 855	9 667
4421909300	Prayer beads	404	4 034	890	11 838
4421909400	Oth beads	4 680	10 522	16 107	62 834
4421909900	Other wooden articles	1 709	7 266	3 891	19 433
4501100000	Natural cork, raw / simply prepared;wast a cork,crushed,granulated/ground cork	3 988	4 206	7 952	10 072
4501900000	Oth Natural cork,raw/ simply prepared; w asta cork,crushed,granulated/ground cork	133	3 070	277	7 313
4502000000	Natural cork,debarked or roughly squared or in rectangular (includ square)blocks	6	86	92	685
4503900000	Other articles of natural cork.	6 804	23 328	6 176	16 221
4504100000	Blocks, plates, sheets & strip; tiles of any shape;solid cylinders,inc discs	272	1 587	399	2 281
4504900000	Other agglomerated cork and articles of agglomerated cork	3 398	3 554	7 443	7 530
4601210000	Mats, matting and screens of vegetable materials of bamboo	2 937	10 856	5 374	18 085
4601220000	Mats, matting and screens of vegetable materials of rattan	24 988	31 354	266 096	320 034
4601290000	Oth mats,matting & screens of vegetable vegetable of material	16 782	47 835	261 658	794 376
4601921000	Plaits and similar products of plaiting material of bamboo	5 306	5 417	8 259	8 427
4601929000	Other of bamboo	15 556	40 147	29 380	106 335
4601931000	Plaits and similar products of plaiting material, or not assembled of rattan	11 604	24 050	50 856	114 271
4601941000	Plaits and similar products of plaiting materials,whether of vegetable materials	2 020	2 288	11 732	19 769
4601949000	Other of other vegetable material	4 612	6 055	32 959	36 340
4601991000	Mats and matting of other vegetable materials	-	500	-	1 250
4601992000	Plaits & similar products of plaiting of other materials,whether/not assembled	50	50	87	87
4601999000	Oth Plaits & similar products of plaiting of other materials,whether	86 652	168 526	192 383	521 057
4602110000	Basketwork, wickerwork & other articles, of vegetable material of bamboo	229 993	608 620	412 822	1 399 778
4602120000	Basketwork, wickerwork & other articles, of vegetable material of rattan	899 392	2 888 827	3 365 693	10 320 706
4602190000	Oth than basketwork, wickerwork & other articles, vegetable material	242 362	648 111	1 055 303	3 292 271
4602900000	Oth basketwork, wickerwork & other articles, of other materials	120 695	267 454	491 704	1 096 396
4703290000	Chemical wood pulp, soda, oth than dis solving grades,bleached,non coniferous	308 937 182	860 130 692	144 934 772	414 316 965
4706300000	Pulps of fibres derived from recovered of oth than bamboo	84 978	245 293	36 932	116 297
4706910000	Mechanical pulps of fibres derived from recovered paper or paperboard	12 750	12 750	38 803	38 803
4706920000	Chemical pulps of fibres derived from recovered paper or paperboard	-	21 914	-	65 477
4707100010	Recovered Unbleached kraft paper & paper board for paper making purpose	-	370 000	-	44 355
4707100090	Recovered Unbleached kraft paper & paper board for paper other purpose	13 950	15 006	16 394	18 993

Tabel 3 : Ekspor Indonesia menurut Komoditi (Kode HS 10 digit)
Export of Indonesia by Commodity (10 digit of HS Code)

Maret 2016
March

Kode H S H S Code	Uraian golongan barang Group description	Berat bersih / Net weight (Kg)		Nilai / Value F.O.B. (U S \$)	
		Bulan ini Current month	Kumulatif Cum. Jan. to date	Bulan ini Current month	Kumulatif Cum. Jan. to date
(1)	(2)	(3)	(4)	(5)	(6)
4707200090	Recovered bleached chemical pulp, for other purpose	1	56 674	515	72 399
4707300010	Recovered mechanical pulp paper or paperboard for paper making purpose	-	74 228	-	25 939
4707900010	Recovered unsorted waste & scrap paper & paperboard for paper making purpose	-	104 262	-	15 955
4707900090	Recovered unsorted waste and scrap paper & paperboard for other purpose	98 542	162 622	12 926	17 242
4801001000	Newsprint, in rolls or sheets. weighing not more than 55 g/m2	11 897 131	38 642 227	5 777 948	19 015 744
4801009000	Newsprint, in rolls or sheets. weighing more than 55 g/m2	1 354	3 915	4 198	13 144
4802100000	Hand-made paper and paperboard	-	26	-	240
4802209000	Oth Paper and paperboard of a kind used as for photo sensitive,heat-sensitive	-	75 984	-	323 192
4802541900	Other paper and paperboard, not containing fibres Weighing < 40 g/m2	-	19 440	-	51 250
4802549000	Alumunium base paper, not containing fibres Weighing < 40 g/m2	135 049	299 931	186 896	404 221
4802552000	Fancy paper and paperboard,purpose 40< weight <150 g/m,roll	-	13 795	-	24 200
4802554000	Base paper of a kind used manufature fib res, for oth purpose 40<weight<150 g/ml	-	705 821	-	423 848
4802559000	Oth paper,no fibres, for other purpose 40< weight <150 g/m,roll	25 082 095	77 471 393	16 765 540	51 772 967
4802569000	Other than Paper,no fibres, for other purpose 40< weight <150 g/m,sheet	115 149 018	335 386 306	91 089 790	262 600 236
4802579000	Other paper & paperboard, weight>40g/m2 and =< 150g/m2	61 216 644	153 199 790	40 327 048	101 117 888
4802582900	Oth fancy paper & paperboard,oth in roll width<=15cm/in rectang sheet<36cm	-	27 302	-	36 638
4802589000	Oth paper,no fibres, for other purpose weight >150 g/m	8 147 409	20 200 364	6 335 936	15 654 226
4802622000	Paper,fibres,banknotes,manuf of gypsum board,in sheets 435<oneside<297 mm	162 798	331 721	179 523	400 667
4802629000	Oth paper,fibres, for other purpose, in sheets with 435< one side <297mm	230 488	507 957	421 685	958 759
4802690000	Oth paper,fibres, for other not purpose, of fibres>10%, paper in roll	40	3 000	73	4 135
4803003000	Of Cellulose wadding or of web cellulose fibres toilet or farcial tissue stock	24 371	74 896	12 478	51 804
4803009000	Oth of cellulosa wading&tissue paper/ toilet/facial tissue stock&similar paper	45 875 546	130 438 686	47 713 401	134 969 980
4804110000	Kraftliner paper&paperboard,in rolls or sheets,unbleached	124 336	699 757	49 709	262 994
4804190000	Oth kraftliner paper&paperboard	40 273	42 103	32 259	33 848
4804290000	Oth composite papers, in rolls or sheets	-	44 637	-	21 482
4804319000	Other than kraft paper & wet strenght weighing 150 g/m,unbleached	8 139	32 139	11 451	21 402
4804399000	Oth adheshive tape,40-60g,not used in mnfact weigh <= 150g/m2,bleached	2 534 014	7 312 703	2 343 680	6 911 361
4804419000	Oth elect grade insulating kraft paper, 150<weighing <225 g/m,unbleached	50 942	184 046	24 129	74 697
4805110000	Oth uncoated paper&paperboard,in rolls fluting paper,	646 313	3 419 198	248 309	1 269 975
4805191000	Uncoated paper&paperboard,oth fluting paper	112 455	478 333	47 074	179 727
4805199000	Oth uncoated paper and paperboard, in rolls or sheets	744 592	3 812 440	234 115	1 248 245
4805240000	Uncoated paper&paperboard,testliner weighing 150 g/m2 or less	693 575	2 836 492	284 609	1 128 057
4805251000	Uncoated paper&paperboard,testliner weighing >= 150 g/m2	-	97 742	-	41 017
4805500000	Felt paper and paperboard	2 172 267	6 257 293	1 035 076	2 943 132
4805919000	Uncoated paper&paperboard,oth blotting, &joss paper,weighing150g/m or less	2 242 005	6 518 031	1 180 459	3 577 919
4805929000	Uncoated paper&paperboard of oth 150<weighing<225g/m	102 036	511 086	53 299	260 391
4805931000	Multi-ply paper and paperboard of weighing > 225g/m2	849 985	2 330 543	393 098	1 086 875
4806200000	Greaseproof papers	590 764	1 832 647	810 355	2 451 930
4806300000	Tracing papers	855	1 301	3 528	5 263

Tabel 3 : Ekspor Indonesia menurut Komoditi (Kode HS 10 digit)
Export of Indonesia by Commodity (10 digit of HS Code)

Maret 2016

March

Kode H S H S Code	Uraian golongan barang Group description	Berat bersih / Net weight (Kg)		Nilai / Value F.O.B. (U S \$)	
		Bulan ini Current month	Kumulatif Cum. Jan. to date	Bulan ini Current month	Kumulatif Cum. Jan. to date
(1)	(2)	(3)	(4)	(5)	(6)
4806400000	Glassine and other glazed transparent or translucent papers	62 291	216 950	145 230	483 598
4808909000	Oth than Paper&paperboard,oth embossed fancypaper used printing,cover,lining	14 893	61 375	11 258	51 783
4809200000	Self-copy paper	1 764 654	4 423 093	2 335 562	5 839 390
4809901000	Oth self-copy paper	5 416 837	16 752 304	7 370 480	22 492 029
4810139990	Paper & paperboard for writing or printing in rolls of a width >15 cm	7 094 122	17 078 653	7 336 108	17 688 901
4810149990	Paper & paperboard for writing or printing in sheets & unfolded of a width >15cm	9 099 307	26 910 376	6 843 641	20 619 880
4810191910	Other Banknotes paper	199 781	398 335	1 239 663	2 469 613
4810191990	Other Paper & paperboard for writing or printing in sheets	17 895	95 824	33 864	199 001
4810199990	Other Paper & paperboard for writing or printing in sheets	1 911 206	5 314 844	2 077 583	5 975 761
4810299900	Oth paper of a kind used for printing	19 739 919	53 234 148	14 328 265	38 868 741
4810329000	Kraft paper,paperboard, not for writing, other weight>150g/m2	7 354	112 737	5 650	92 138
4810929000	Other paper & paperboard, multiply oth rectang < 15 x 36 cm2	9 555 853	25 669 153	5 089 696	13 507 755
4810999000	Oth paper and paperboard of multiply oth rectang < 15 x 36 cm2	2 057	3 980	7 370	19 208
4811102100	Floor covering on a base of paper or paperboard,in roll <15cm, rect<15x36cm2	5	5	8	8
4811412000	Gummed or adhesive paper&paperboard, self-adhesive,rectang<15x36cm2	208 797	575 172	506 392	1 357 760
4811419000	Gummed/adhesive paper&paperboard,oth self-adhesive,in other size	265 593	622 138	659 414	1 451 961
4811499000	Oth gummed or adhesive paper& paperboard,in other size	17 700	36 636	17 220	33 519
4811592000	Oth paper coated,impregnated/covered with plastics&aluminium foil	34 000	34 000	26 400	26 400
4811599900	Oth paper coated,impregnated/covered with plastic,unbleached,other size	313 934	692 573	670 556	1 481 571
4811909100	Flooring covering a paper,cellulose wadd web of cell fibres,other size	1 718	3 780	3 696	7 949
4811909900	Oth paper, paperboard,cellulose wadding web of cell fibres,other size	81 351	149 708	426 548	694 852
4812000000	Filter blocks,slabs&plates,of paper pulp	3 490	11 986	24 179	68 130
4813100000	Cigarette paper,in the form of booklets or tubes	-	19 650	-	48 130
4813200000	Cigarette paper,in the form in rolls of a width not exceeding 5 cm	1 495 707	4 549 533	2 937 280	8 679 097
4813901000	Cigarette paper,oth in the of booklets, tubes & in rolls,width <5 cm, coated	857	857	1 050	1 050
4813909000	Cigarette paper,oth in the of booklets, tubes & in rolls	73 261	329 497	599 733	1 671 452
4817100000	Envelopes	263 235	942 622	546 244	1 906 309
4817200000	Letter cards,plain postcards and correspondence cards	-	43	-	5 748
4817300000	Boxes,pouches,wallets & writing compendiums,of paper or paperboard	-	13	-	1 548
4818100000	Toilet paper	1 602 432	4 857 082	2 430 636	7 220 056
4818200000	Handkerchiefs,cleansing or facial tissues & towels	2 225 367	6 874 726	3 523 177	10 386 712
4818301000	Tablecloths	-	25 801	-	218 461
4818302000	Serviettes	25 275	146 318	43 929	238 873
4818900000	Other articles of apparel & clothing, of paper pulp,paper	201 150	573 238	235 148	618 528
4819100000	Cartons,boxes & cases, of corrugated paper or paperboard	2 194 582	5 825 993	1 745 245	4 884 482
4819200000	Folding cartons,boxes&cases,of non-corrugated paper or paperboard	1 059 764	2 330 858	944 849	2 475 596
4819300000	Sacks&bags,having a base of a width of 40 cm or more	282 069	797 197	801 941	2 512 138
4819400000	Other sacks and bags, including cones	1 635 425	5 018 623	4 044 046	12 705 928
4819500000	Other packing containers,includ record sleeves	305 885	874 800	747 940	2 264 578
4819600000	Box files,letter trays,storage boxes& similar articles,used in offices,shops	89 546	322 168	173 065	628 919
4820100000	Registers,account books,note books,order books,diaries &similar articles	1 780 028	3 276 729	2 196 136	4 467 206

Tabel 3 : Ekspor Indonesia menurut Komoditi (Kode HS 10 digit)
Export of Indonesia by Commodity (10 digit of HS Code)

Maret 2016

March

Kode H S H S Code	Uraian golongan barang Group description	Berat bersih / Net weight (Kg)		Nilai / Value F.O.B. (U S \$)	
		Bulan ini Current month	Kumulatif Cum. Jan. to date	Bulan ini Current month	Kumulatif Cum. Jan. to date
(1)	(2)	(3)	(4)	(5)	(6)
4820200000	Exercise books	2 657 778	6 136 950	2 852 070	6 574 630
4820300000	Binders(other than book covers),folders and file covers	182 001	941 835	384 376	1 103 676
4820400000	Manifold business forms& interleaved carbon sets	400	17 929	50	20 343
4820500000	Albums for samples or for collections	34 819	40 627	114 552	196 830
4820900000	Other exercise book,binders,manifold, albums	2 913 233	7 872 383	3 854 949	10 318 908
4821101000	Printed,labels of a kind for jewelery, incl objects personal carried in pocket	-	47	-	151
4821109000	Printed,oth labels of a kind for jewel ,incl objects personal carried in pocke	296	297	8 458	8 461
4821901000	Oth printed,labels of a kind for jewel ,incl objects personal carried in pocke	-	1	-	60
4821909000	Oth printed,oth labels of a kind for jewell incl objects personal carried in	235 302	843 161	405 222	1 706 768
4822101000	Cone of pulp of a kind used for winding textile yarn	160 690	485 202	156 366	486 527
4822109000	Bobbins,spools,cops&similar of pulp,oth of a kind used for winding textile yarn	68 154	153 030	65 542	159 221
4822909000	Other bobbins,spools,cops & similar	222 570	691 470	272 305	871 555
4823201000	Filter paper in rolls or sheets,in strips,rolls or sheets	-	1	-	952
4823209000	Othert filter paper in rolls or sheets	3	4	240	288
4823402100	Cardiograph recording paper	-	2	-	2
4823409000	Oth rolls,sheets&dials,printed for self- recording apparatus	99 844	332 957	137 420	453 724
4823690000	Trays,dishes,plates,cups&the like,of paper or paperboard of oth than bambo	685 287	1 882 314	2 150 472	6 069 849
4823909200	Joss paper	1 608 888	5 079 107	999 746	3 106 180
4823909600	Oth, cut to shape other than rectangular or square	13 398	37 452	27 260	70 615
4823909900	Other,cut to size/shape,other than in Strips, rolls or sheets	250 904	620 842	256 402	651 375
4901100000	Printed books,brochures and similar prin in single sheets, whether or not folded	39 323	93 425	238 666	542 819
4901910000	Dictionaries andencyclopedias,and serial instalments thereof	90	136	45	168
4901991000	Educational, technical, scientific, historical or cultural books	227 897	498 007	481 988	964 481
4901999000	Oth printed books,brochures, and similar printed	772 079	1 349 058	897 447	1 743 721
4902100000	Newspapers,journals & periodicals appearing at least four times a week	2 372	6 645	3 364	9 116
4902901000	Newspapers,journals & periodicals Oth appearing at least four times a week	838	878	3 388	3 672
4902909000	Other newspapers,journals & periodicals	7 582	11 848	4 197	20 175
4903000000	Childrens picture,drawing or coloring books.	2 501	16 407	10 994	33 748
4905910000	Maps & hydrographic/similar charts of all kinds,in book form	50	1 568	25	1 672
4905990000	Other maps&hydrographic or similar charts of all kinds	142	193	868	1 135
4906001000	Plans&drawings,including photographic reproductions on sensitised paper	-	1	-	7
4906009000	Plans&drawings,including photographic reproductions on carbon copies	57	57	460	460
4907002900	ravanue and similar stamps,unused	320	320	3 420	3 420
4907004000	Stock,share/bond certificates&similar documents of title; cheque forms	487	15 400	140 491	590 172
4907009000	other similar stamps of current/new issue in the country in which they have	102 740	187 890	409 194	523 898
4908100000	Transfers (decalcomanias), vitrifiable	5 512	14 273	164 659	373 238
4908900000	Other transfers (decalcomanias), vitrifiable	9 531	42 508	94 715	452 120
4909000000	Printed/illustrated postcards, card greetings, messages/announcements	38 439	95 033	126 290	510 219
4910000000	Calendars of any kind,printed,including calendar blocks.	3 233	8 068	14 411	292 505
4911101000	Catalogues listingonly education historical or cultural books&publication	1 387	3 038	7 802	17 935
4911109000	Oth trade advertising material, commercial catalogues and the like	16 120	56 573	136 720	283 515
4911912900	Other wall picture & diagrams for instructional purposes	-	48	-	155

Tabel 3 : Ekspor Indonesia menurut Komoditi (Kode HS 10 digit)
Export of Indonesia by Commodity (10 digit of HS Code)

Maret 2016

March

Kode H S H S Code	Uraian golongan barang Group description	Berat bersih / Net weight (Kg)		Nilai / Value F.O.B. (U S \$)	
		Bulan ini Current month	Kumulatif Cum. Jan. to date	Bulan ini Current month	Kumulatif Cum. Jan. to date
(1)	(2)	(3)	(4)	(5)	(6)
4911913100	Printed picture & photograph,anatomical/ botanical diagram/charts	22 222	82 110	39 228	125 111
4911913900	Oth printed picture & photograph oth anatomical/botanical diagram/charts	4	21	117	417
4911919000	Other picture, designs & photograph	619	4 394	4 001	29 886
4911991000	Printed card for jewellery,small object personal adorenment/articles in pocket	2 484	4 011	2 477	12 708
4911993000	Educational, technic,scientific,historis or cultural printed on a set of cards	42	76	2 463	5 337
4911999000	Oth printed card, printed labels, educational printed on a set of cards	10 092	19 523	107 677	240 513
5004000000	Silk yarn(oth than yarn spun from silk waste) not put up for retail sale.	-	55	-	55
5005000000	Yarn spun from silk waste,not put up for retail sale.	-	38 000	-	26 086
5006000000	Silk yarn & yarn spun from silk waste, put up for retail sale;silk-worm gut.	45	45	35	35
5007209010	Oth fabrics, containing >= 85% by weight of silk; printed bleached or unbleached	-	428	-	3 103
5007209090	Oth fabrics, containing >= 85% by weight of silk; other	-	121	-	2 296
5101190000	Oth Shorn wool,not carded/combed,greasy, including fleece-washed wool	-	660	-	1 677
5106200000	Yarn,carded wool < 85% by weight not put up for retail sale	-	553	-	19 342
5107100000	Yarn,combed wool > 85% by weight not put up for retail sale	-	15 034	-	127 918
5107200000	Yarn,combed wool < 85% by weight not put up for retail sale	-	415	-	151
5109900000	Yarn,wool/animal hair < 85% by weight, for retail sale	55	70	55	85
5110000000	Yarn,coarse animal hair/of horsehair wether not put up for retail sale	2 195	3 890	1 424	2 759
5111119000	Woven fabric,carded,wool/animal hair>85% weight < 300 g/m;oth printed by batik	-	804	-	19 878
5112119000	Woven fabric,combed wool/animal hair>85% weight<200 g/m;oth printed by batik	19	3 208	803	89 058
5112191000	Woven fabric,combed wool/animal hair>85% weight>200 g/m;printed by batik process	-	400	-	1 200
5112200000	Oth woven fabric,combed wool/animal hair mix mainly/solely wth man made filaments	66	93	1 652	2 403
5112900000	Oth woven fabric,combed wool or of fine animal hair.	-	24	-	695
5201000000	Cotton, not carded/combed.	86 363	426 868	71 547	550 789
5202100000	Yarn waste (including thread waste)	278 451	749 976	181 091	463 739
5202910000	Garnetted stock	112 831	263 992	54 868	184 122
5202990000	Cotton waste,not garnetted stock	2 547 705	6 019 411	2 241 966	5 436 886
5203000000	Cotton, carded/combed.	412 053	1 085 827	582 971	1 700 960
5204190000	Cotton sewing thread,not for retail sale cotton weight < 85%	3 154	25 844	5 581	22 882
5204200000	Cotton sewing thread, wether for sale	30	180	6	35
5205110000	Single yarn,of uncombed fibres measuring > 714.29 decitex, cotton>85%	548 047	1 709 100	682 992	2 266 963
5205120000	Single yarnof uncombed fibres measuring 232.58<decitex<714.29 , cotton>85%	3 713 145	12 622 695	8 459 133	28 870 858
5205130000	Single yarnof uncombed fibres measuring 192.31<decitex<232,56 ,cotton>85%	977 976	3 523 661	2 508 781	9 194 616
5205140000	Single yarnof uncombed fibres measuring 125<decitex<192.32 , cotton>85%	1 875 107	6 722 529	4 688 810	16 944 005
5205210000	Single yarn,of combed fibres measuring >714.29 decitex, cotton > 85%	579 789	1 261 081	1 224 073	2 717 650
5205220000	Single yarn,of combed fibres measuring 232,56<decitex<714.29 , cotton > 85%	1 160 585	2 637 860	3 052 154	7 278 090
5205230000	Single yarn,of combed fibres measuring 192,31<decitex<232,56 cotton > 85%	1 039 878	2 502 999	3 008 162	7 373 457
5205240000	Single yarn,of combed fibres measuring 125<decitex <192,31 , cotton > 85%	1 418 137	3 923 368	4 193 113	12 090 190
5205260000	Single yarn,of combed fibres measuring 106,38<decitex< 125 , cotton > 85%	-	14 515	-	113 144

Tabel 3 : Ekspor Indonesia menurut Komoditi (Kode HS 10 digit)
Export of Indonesia by Commodity (10 digit of HS Code)

Maret 2016
March

Kode H S H S Code	Uraian golongan barang Group description	Berat bersih / Net weight (Kg)		Nilai / Value F.O.B. (U S \$)	
		Bulan ini Current month	Kumulatif Cum. Jan. to date	Bulan ini Current month	Kumulatif Cum. Jan. to date
(1)	(2)	(3)	(4)	(5)	(6)
5205270000	Single yarn,of combed fibres measuring 83.33<decitex<106.38 , cotton > 85%	80 484	170 966	390 883	814 276
5205310000	Multiple yarn,of uncombed fibres measure >714.29 decitex,cotton > 85%	7 800	77 572	12 526	146 062
5205320000	Multiple yarn,of uncombed fibres measure 232.56<decitex<714.29, cotton>85%	326 793	505 628	724 686	1 162 453
5205330000	Multiple yarn,of uncombed fibres measure 192.31<decitex<232.31, cotton>85%	38 942	118 095	125 736	381 727
5205340000	Multiple yarn,of uncombed fibres measure 125<decitex<192.31, cotton>85%	13 789	38 329	49 380	139 244
5205350000	Multiple yarn,of uncombed fibres measure < 125 decitex, cotton > 85%	40 779	67 752	113 244	207 270
5205420000	Multiple yarn,of combed measuring 232.56<decitex<714.29,cotton >85%	8 023	42 821	33 286	159 887
5205430000	Multiple yarn,of combed measuring 192.31<decitex<232.56, cotton >85%	17 706	17 906	69 147	69 331
5205440000	Multiple yarn,of combed measuring 125<decitex< 192.31, cotton >85%	49 533	146 059	214 221	612 210
5205460000	Multiple yarn,of combed measuring 106.38<decitex< 125 ,cotton >85%	6 396	6 398	41 102	41 135
5205470000	Multiple yarn,of combed measuring 83.33< decitex < 106.38 ,cotton >85%	-	13 736	-	82 978
5205480000	Multiple yarn,of combed measuring < 83.33 decitex, cotton >85%	-	57 879	-	588 255
5206110000	Single yarn of uncombed fibres,measuring >714.29or decitex, cotton <85%	794 683	2 125 331	995 860	2 573 709
5206120000	Single yarn of uncombed fibres,measuring 232,56<decitex<714.29 , cotton< 85%	237 803	556 786	446 250	1 116 450
5206130000	Single yarn of uncombed fibres,measuring 192.31< decitex <232.56 ,cotton<85%	8 000	57 278	12 524	140 964
5206140000	Single yarn of uncombed fibres,measuring 125< decitex < 192.31 ,cotton<85%	48 960	205 690	208 597	857 499
5206210000	Single yarn, of combed fibres, measuring >714.29 desitex,cotton<85%	1 007 461	2 111 349	1 384 042	2 704 211
5206220000	Single yarn, of combed fibres, measuring 232.56<decitex<714.29 ,cotton<85%	640 740	1 805 822	1 564 392	4 468 781
5206230000	Single yarn, of combed fibres, measuring 192.31< decitex <232.56 ,cotton<85%	1 099 347	3 575 559	2 754 983	9 231 718
5206240000	Single yarn, of combed fibres, measuring 125<decitex< 192.31 ,cotton<85%	273 344	983 584	752 026	2 745 554
5206320000	Multiple yarn,of uncombed measuring 232.56<decitex< 714.29,cotton<85%	-	6 430	-	31 445
5206340000	Multiple yarn,of uncombed measuring 125 <decitex< 192.31,cotton<85%	5	123	9	2 780
5206420000	Multiple yarn,of combed fibres measuring 232,56 <decitex< 714.29, cotton<85%	-	19 687	-	50 627
5206430000	Multiple yarn,of combed fibres measuring 191.31 <decitex< 232.56, cotton<85%	-	28 246	-	87 562
5206440000	Multiple yarn,of combed fibres measuring 125 <decitex< 191.31,cttn<85%	-	19 642	-	86 690
5207100000	Cotton yarn(oth sewing thread) retail sale,>=85% cotton by weight	9 961	10 076	68 383	70 483
5207900000	Cotton yarn(oth sewing thread) retail sale,< 85% cotton by weight	371	461	415	579
5208110000	Woven fabrics of cotton, unbleached weighing <= 100 g/m, >=85% cotton	34 260	106 312	310 467	894 492
5208120000	Woven fabrics of cotton, unbleached 100<weighing<200 g/m, >=85% cotton	996 010	3 014 960	4 266 643	12 644 499
5208130000	Woven fabrics cotton,unbleached,3or4 thread twill ,<200g/m,>=85%of ctnn	77 618	207 551	298 305	848 324
5208190000	Oth Woven fabrics cotton, unbbbleach, <200g/m,>=85%of cotton	94 543	314 121	932 394	3 405 341
5208210000	Woven fabrics of cotton,bleached,plein weeve,weighing<100g/m,>=85%of cotton	452	2 436	8 222	20 046
5208220000	Woven fabrics of cotton,bleached,plein weave,100<weigh<200 g/m, >=85% cotton	18 975	52 938	173 825	559 796

Tabel 3 : Ekspor Indonesia menurut Komoditi (Kode HS 10 digit)
Export of Indonesia by Commodity (10 digit of HS Code)

Maret 2016
March

Kode H S H S Code	Uraian golongan barang Group description	Berat bersih / Net weight (Kg)		Nilai / Value F.O.B. (U S \$)	
		Bulan ini Current month	Kumulatif Cum. Jan. to date	Bulan ini Current month	Kumulatif Cum. Jan. to date
(1)	(2)	(3)	(4)	(5)	(6)
5208230000	Woven fabrics cotton,bleached,3/4 thread twill ,weighing<200g/m,>=85%of cttn	2 600	5 733	22 789	50 055
5208290000	Other Woven fabrics cotton,bleached, <200g/m,>=85%of cotton	19 084	61 677	168 994	500 264
5208310010	Woven fabrics cotton,dyed,voille/chemi volle,weight <100 g/m,>=85%of cotton	622	622	5 602	5 602
5208310090	Other woven fabrics of cotton,dyed, weighing<200 g/m, >=85%of cotton	3 253	8 847	29 619	77 215
5208320000	Woven fabrics of cotton,dyed,plain weave weave ,weight <100 g/m,>=85%of cotton	52 689	128 405	434 381	1 165 291
5208330000	Woven fabrics,dyed, 3-thread/4-thread twill,weighing<200 g/m, >=85%of cotton	76	235	618	3 760
5208390000	Other woven fabrics of cotton,dyed, weighing<200 g/m, >=85%of cotton	22 583	70 266	422 754	1 167 896
5208410090	Oth woven fabrics, cont >=85% of cotton, of diff colour yarn, weigh < 100 g/m	-	1	-	2
5208420090	Oth Woven fabrics, cont >= 85% of cotton of diff colour yarn, weigh > 100 g/m	8 379	10 621	95 839	107 076
5208490000	Other fabrics of different color, weighing<200 g/m, >=85%of cotton	20 963	50 700	371 388	865 285
5208511000	Plain weave,weinghing <=100g/m2 printed by the traditional batik process	169	398	2 691	6 440
5208519000	Plain weave,weinghing <=100g/m3, not printed by the traditional batik process	7	3 036	50	38 523
5208521000	Plain weave,weinghing >100g/m2 printed by the traditional batik process	38 509	78 753	531 627	1 180 244
5208529000	Plain weave,weinghing >100g/m3, not printed bythe traditional batik proces	51 677	220 006	801 143	3 050 481
5208591000	Other fabrics; printed by traditional batik process,<200 g/m, >=85% cotton	19 914	23 484	218 629	267 284
5208599000	Other fabrics; not printed traditional batik process,<200 g/m, >=85% cotton	18 953	76 159	172 108	654 924
5209110000	Plain weave,unbleached cont.>=85% of cotton, weight >200 g/m2	51 941	135 517	514 697	1 331 270
5209120000	3-thread/4-thread twill,unbleached,>=85% of cotton, weight > 200g/m2	49 249	237 193	158 746	777 461
5209190000	Other fabrics unbleached,>=85% cotton ,weighing > 200 g/m2	21 053	37 774	89 792	157 415
5209210000	Woven fabric bleached ,Plain weave >=85% cotton, weighing > 200 g/m2;	22 107	22 107	35 870	35 870
5209220000	3-thread/4-thread twill,bleached,>=85% weighing>200g/m	6 565	37 097	88 261	504 037
5209290000	Other woven fabric bleached ,cont 85% of cotton weight > 200 g/m2	8	2 760	63	17 259
5209310000	Woven fabrics dyed, plain weave,cont.85% of cotton, weight > 200 g/m2	315	489	2 730	4 871
5209320000	3or4 thread icl cross twill,dyed,>= 85%, weight>200g/m	18 897	56 928	149 022	456 281
5209390000	Other woven fabrics,dyed, cont.85% of cotton,weight > 200 g/m2	380	8 150	1 078	38 020
5209420000	Woven fabrics of yarn different colours, denim,>=85% cotton, weight>200g/m	199 345	513 599	1 106 283	2 789 589
5209490000	Other woven fabrics of yarn different colours,>=85% cttn, wght>200g/m	1 286	2 156	6 299	19 049
5209511000	Woven fabrics, plain weave, printed by batik process,>=85% cttn, wght>200g/m	17 739	48 409	147 124	420 344
5209599000	Other woven fabrics, not printed by batik process,>=85% cttn, wght>200g/m	30 037	93 766	543 341	1 719 815
5210110000	Woven fabric,unbleached; plain weave < 85% cotton,weight<200g/m2:	627 876	1 676 602	2 369 893	6 454 788
5210190000	Other woven fabric,unbleached; plain weave < 85% cotton,weight<200g/m2	7 788	37 781	62 860	213 176
5210210000	Woven fabric,bleached; plain weave < 85% cotton,weight<200g/m2:	23 358	77 814	235 194	784 266
5210290000	Other woven fabric,bleached; plain weave < 85% cotton,weight<200g/m2	9 359	26 408	107 651	315 144

Tabel 3 : Ekspor Indonesia menurut Komoditi (Kode HS 10 digit)
Export of Indonesia by Commodity (10 digit of HS Code)

Maret 2016

March

Kode H S H S Code	Uraian golongan barang Group description	Berat bersih / Net weight (Kg)		Nilai / Value F.O.B. (U S \$)	
		Bulan ini Current month	Kumulatif Cum. Jan. to date	Bulan ini Current month	Kumulatif Cum. Jan. to date
(1)	(2)	(3)	(4)	(5)	(6)
5210310000	Woven fabric,dyed; plain weave < 85% cotton,weight<200g/m2:	38 281	133 875	385 470	1 341 447
5210320000	Woven fabric,dyed;3/4-thread twill incl cross twill,< 85% cotton,weight<200g/m2	231	658	3 705	11 058
5210390000	Other woven fabric,dyed; < 85% cotton, weight<200g/m2:	1 425	2 487	23 708	29 956
5210410010	String weave,of yarn of different colour < 85% cotton,weight<200g/m2	17 502	52 561	130 686	388 062
5210410090	Woven fabric,different colour,not string weave,< 85% cotton,weight<200g/m2	1 674	2 234	31 362	39 465
5210490000	Other woven fabric,different colour, plain weave,< 85% cotton,weight<200g/m2	16 388	36 193	51 679	163 489
5210519000	Woven fabric,plain weave, not printed by batik process,< 85% cotton,weight<200g/m	-	10	-	48
5210599000	Other woven fabric,not printed by batik process,< 85% cotton,weight<200g/m	29	29	368	368
5211110000	Woven fabric,unbleached;plain weave ,< 85% cotton,weight>200g/m2	65 328	160 008	201 404	487 782
5211120000	Woven fabric,3/4 thread twill,unbleached ,<85% cttn, weight>200g/m2	11 562	32 056	55 123	176 920
5211190000	Other woven fabric,unbleached, < 85% cotton,weight>200g/m2	9 415	29 944	40 339	119 384
5211320000	Woven fabric,3/4 thread twill,dyed,< 85% of cotton,weight>200g/m2	-	6 275	-	42 211
5211390000	Other woven fabric,dyed;< 85% of cotton ,weight>200g/m2	65 416	185 517	400 140	1 098 567
5211410090	Woven fabric,different colour,not string weave,< 85% cotton,weight>200g/m2	1 196	1 196	1 710	1 710
5211420000	Woven fabric,different colour,denim, < 85% cotton,weight>200g/m2	29 704	54 805	654 053	1 214 019
5211490000	Oth fabrics of different colours < 85% cotton,weight>200g/m2	-	8 812	-	56 371
5211519000	Woven fabric,plain weave,not printed by batik procs,< 85% cotton,weight>200g/m3	-	20	-	48
5211599000	Other Woven fabric,not printed by batik < 85% cotton,weight>200g/m3	3 161	3 236	25 572	25 617
5212110000	Oth wovenfabric ofcotton weight<=200g/m2 unbleached	518	6 859	7 526	29 373
5212120000	Oth wovenfabric ofcotton weight<=200g/m2 bleached	-	686	-	2 169
5212130000	Oth wovenfabric ofcotton weight<=200g/m2 dyed	2 043	10 547	57 901	250 503
5212140000	Oth wovenfabric ofcotton weight<=200g/m2 of yarns of different colours	25 247	25 247	135 671	135 671
5212159000	Oth wovenfabric ofcotton weight<=200g/m2 not printed by traditional batik process	245 934	523 318	2 050 037	4 436 861
5212210000	Oth wovenfabric ofcotton weight>200g/m2 unbleached	914	914	7 110	7 110
5212220000	Oth wovenfabric ofcotton weight>200g/m2 bleached	-	153	-	2 166
5212251000	Oth wovenfabric ofcotton weight>200g/m2 printed by the traditional batik process	37 577	216 800	453 333	2 409 602
5212259000	Oth wovenfabric ofcotton weight>200g/m2 not printed by traditional batik process	41	778	1 874	6 993
5303100000	Jute & oth textile bast fibres, raw/ retted	8	8	3 541	3 541
5305002011	Textile fibres Of coconut (coir), raw	1 361 972	3 747 266	397 351	1 052 017
5305002019	Textile fibres Of coconut (coir), other	1 245 974	4 091 253	303 277	927 279
5305009090	Textile fibres; other of ramie	363 840	772 776	92 071	198 857
5309119000	Woven fabrics of flax cont>=85%by weight unbleached or not;not printed batik prcs	9	197	371	3 233
5309199000	Other Woven fabrics,flax cont>=85%weight not print by traditional batik proces	352	352	12 591	12 591
5309299000	Woven fabrics of flax cont<85% by weight oth; not printed by the batik process	-	1	-	18
5310100010	Woven fabrics of jute or of oth textile Unbleached; plain	-	170	-	201
5401101000	Sewing thread of man-made fliment of synthetic filaments; for retail sale	1 201	1 201	468	468
5401109000	Sewing thread of man-made fliment of synthetic filaments; not for retail sale	30 185	81 393	295 716	785 727

Tabel 3 : Ekspor Indonesia menurut Komoditi (Kode HS 10 digit)
Export of Indonesia by Commodity (10 digit of HS Code)

Maret 2016
March

Kode H S H S Code	Uraian golongan barang Group description	Berat bersih / Net weight (Kg)		Nilai / Value F.O.B. (U S \$)	
		Bulan ini Current month	Kumulatif Cum. Jan. to date	Bulan ini Current month	Kumulatif Cum. Jan. to date
(1)	(2)	(3)	(4)	(5)	(6)
5401201000	Sewing thread of man-made filament of artificial filaments; for retail sale	-	16 000	-	50 768
5401209000	Sewing thread of man-made filament of artificial filaments; not for retail sale	39	5 177	3 437	76 099
5402110000	Synthetic filament yarn (other than sewing High tenacity yarn of nylon/other; aramids)	-	418	-	7 220
5402190000	Synthetic filament yarn (other than sewing High tenacity yarn of nylon/other; other)	724 018	2 635 511	2 055 173	8 114 225
5402200000	Synthetic filament yarn (other than sewing High tenacity yarn of polyesters)	1 734 240	4 719 470	2 900 839	8 166 396
5402310000	Textured yarn of nylon/other polyamides measuring single yarn <= 50 tex	299 612	834 484	885 235	2 433 210
5402320000	Textured yarn of nylon/other polyamides measuring single yarn > 50 tex	1 564	1 564	8 611	8 611
5402330000	Textured yarn of polyesters	7 832 390	21 482 309	11 767 316	32 810 166
5402340000	Textured yarn of polypropylene synthetic filament	791	1 301	3 098	4 874
5402440000	Other yarn, single, with a twist or not < 50 turn/m; elastomeric	10 138	51 372	57 517	342 119
5402450000	Other yarn, single, with a twist or not < 50 turn/m; other, of nylon/other polyamides	854 721	2 278 255	2 766 919	7 365 642
5402460000	Other yarn, single, with a twist or not < 50 turn/m; other, of polyesters, part oriented	3 434 425	7 795 591	3 530 187	8 195 112
5402470000	Other yarn, single, with a twist or not < 50 turn/m; other, of polyester	5 942 176	14 056 570	8 580 495	20 581 551
5402480000	Other yarn, single, with a twist or not < 50 turn/m; other, of polypropylene	18 621	37 821	63 440	131 000
5402490000	Other yarn, single, other than, of elast, nylon polyester, polypropylene, <= 50 turn/m	-	4 220	-	36 032
5402510000	Other yarn, single, with a twist or not > 50 turn/m; of nylon or other polyamides	5 712	11 567	22 628	60 326
5402520000	Other yarn, single, with a twist or not > 50 turn/m; of nylon or other polyesters	74 077	304 347	136 934	542 245
5402591000	Other yarn, single, with a twist or not > 50 turn/m; other; of polypropylene	6 060	6 060	13 658	13 658
5402610000	Other yarn, multiple or cable of nylon or polyamides	187 854	458 258	1 521 750	3 640 372
5402620000	Other yarn, multiple or cable of polyesters	119 411	197 355	263 218	626 000
5402691000	Other yarn, multiple or cable of other : polypropylene	932	12 929	3 246	14 391
5402699000	Other yarn, multiple or cable of other : other than polypropylene	10	10	2	2
5403100000	Artificial filament yarn (not sewing) high tenacity yarn of viscose rayon	310	19 509	9 437	53 377
5403329000	Artificial filament yarn, other yarn, single of viscose twist/not > 120 turn/m; other	3 414	3 414	28 349	28 349
5403399000	Artificial filament yarn, other yarn, single of other : other textured yarn	809	1 582	7 422	30 661
5403429000	Artificial filament yarn, other yarn, multiple or cable: of cellulose acetate; other	-	79	-	4 635
5403499000	Artificial filament yarn, other yarn, multiple or cable: of other ; other textured yarn	256	1 622	119	2 075
5404190000	Synthetic monofilament other >= 67 decitex dimension <= 1 mm, width <= 5 mm	-	4 832	-	24 704
5404900000	Synthetics other than filaments exceeds < 1 mm, width <= 5 mm	228 826	556 227	505 659	1 258 278
5406000000	Man-made filament yarn (other than sewing thread) put up for retail sale	-	50	-	300
5407102090	Woven fabrics of synthetic filament yarn from high of nylon/other : tyre fabric; other	6 280	14 115	305 089	815 417
5407109010	Woven fabrics of synthetic filament yarn from high of nylon/other : other ; unbleached	18 644	43 789	190 687	405 130
5407109090	Woven fabrics of synthetic filament yarn from high of nylon/other : other ; other	1 713 295	4 790 425	13 856 275	39 401 068
5407200000	Woven fabrics of synthetic filament yarn woven fabrics obtained from strip/like	515 654	2 077 436	679 332	3 013 091
5407300000	Woven fabrics of synthetic filament yarn fabrics specified in note 9 to section XI	-	984	-	8 006

Tabel 3 : Ekspor Indonesia menurut Komoditi (Kode HS 10 digit)
Export of Indonesia by Commodity (10 digit of HS Code)

Maret 2016
March

Kode H S H S Code	Uraian golongan barang Group description	Berat bersih / Net weight (Kg)		Nilai / Value F.O.B. (U S \$)	
		Bulan ini Current month	Kumulatif Cum. Jan. to date	Bulan ini Current month	Kumulatif Cum. Jan. to date
(1)	(2)	(3)	(4)	(5)	(6)
5407411000	Woven nylon mesh fabric of untwisted weight >=85% of flmnt of nyl/polyamides	800	802	3 600	3 609
5407419000	Oth woven nylon mesh fabric of untwisted weight >=85% of flmnt of nyl/polyamides	40	801	546	4 492
5407420000	Woven fabrics of synt filament yarn from nylon cont >85% ; dyed	12 332	50 453	257 244	769 993
5407440000	Woven fabrics of synt filament yarn from nylon cont >85% ; printed	819	2 434	4 599	15 026
5407510000	Woven fabrics of synt filament yarn from polyester cont >85% ; unbleached or not	322 494	1 139 509	1 587 403	5 466 654
5407520000	Woven fabrics of synt filament yarn from polyester cont >85% ; dyed	1 583 348	6 000 961	10 640 716	40 557 210
5407530000	Woven fabrics of synt filament yarn from polyester cont >85% ; of yarn of different	33 772	82 995	227 857	590 003
5407540000	Woven fabrics of synt filament yarn from polyester cont >85% ; printed	937 870	2 453 602	7 545 616	19 435 503
5407610010	Oth woven fabrics,cont>=85% of by weight of nontextured polyst filamnt:bleached&no	272 949	850 349	2 509 820	7 504 948
5407610090	Oth woven fabrics,cont>=85% of by weight of nontextured polyst filamnt: other	628 040	1 828 556	4 408 433	13 062 970
5407690010	Oth woven fabrics,cont>=85% of by weight of polyst filamnt: unbleached or bleached	25 165	87 927	93 171	345 450
5407690090	Oth woven fabrics,cont>=85% of by weight of polyst filamnt: other	5 423	11 880	73 928	134 095
5407710000	Oth woven fabrics,cont>=85% of by weight of synthet filamnt:unbleached or bleached	571 887	1 649 807	1 022 934	3 100 497
5407720000	Oth woven fabrics,cont>=85% of by weight of synthet filamnt: dyed	540 757	1 770 435	3 661 614	12 270 240
5407730000	Oth woven fabrics,cont>=85% of by weight of synthet filamnt: of yarn of different	614 685	1 638 959	4 482 211	11 993 103
5407740000	Oth woven fabrics,cont>=85% of by weight of synthet filamnt: printed	248 155	595 670	2 144 273	5 243 927
5407810000	Oth woven fabrics,cont<85% of by weight of synthet filamnt-mixed; bleached or no	-	11 123	-	68 298
5407820000	Oth woven fabrics,cont<85% of by weight of synthet filamnt-mixed; dyed	-	9	-	111
5407830000	Oth woven fabrics,cont<85% of by weight of synthet filamnt-mixed; of yarn diferent	10 869	20 774	106 622	160 486
5407910000	Woven fabrics of synt filament yarn of other woven fabric; unbleached or not	150 813	553 167	598 249	2 454 205
5407920000	Woven fabrics of synt filament yarn of other woven fabric; dyed	-	9 106	-	62 299
5407930000	Woven fabrics of synt filament yarn of other woven fabric; of yarn different clr	8 425	25 784	46 696	141 053
5407940000	Woven fabrics of synt filament yarn of other woven fabric; printed	6 960	15 963	40 386	194 405
5408100090	Woven fabrics of artificial filament yarn from high tenacity yarn of viscose: oth	49 200	145 219	380 257	1 138 188
5408210000	Woven fabrics of artificial filament yarn cont >85% weight : unbleached or no	1 337	3 253	2 826	8 340
5408220000	Woven fabrics of artificial filament yarn cont >85% weight or strip/the like: dyed	1	41 603	8	349 858
5408230000	Woven fabrics of artificial filament yarn cont >85% weight: of yarn of different clr	-	30 555	-	87 194
5408240000	Woven fabrics of artificial filament yarn cont >85% weight or strip/the like: print	44 983	71 057	197 890	332 394
5408310000	Woven fabrics of artificial filament yarn oth woven fabric: unbleached or bleached	895	1 848	900	3 760
5408320000	Woven fabrics of artificial filament yarn oth woven fabric: dyed	-	1 996	-	23 462
5408340000	Woven fabrics of artificial filament yarn oth woven fabric: printed	-	3	-	32
5501100000	Synthetic filament tow of nylon or other polyamides	175 634	996 241	432 230	2 409 943
5501200000	Synthetic filament tow of polyesters	829	7 466	6 154	122 583
5501300000	Synthetic filament tow of acrylic or modacrylic	-	60 299	-	103 710
5501400000	Synthetic filament tow of polypropylene	40	40	96	96

Tabel 3 : Ekspor Indonesia menurut Komoditi (Kode HS 10 digit)
Export of Indonesia by Commodity (10 digit of HS Code)

Maret 2016
March

Kode H S H S Code	Uraian golongan barang Group description	Berat bersih / Net weight (Kg)		Nilai / Value F.O.B. (U S \$)	
		Bulan ini Current month	Kumulatif Cum. Jan. to date	Bulan ini Current month	Kumulatif Cum. Jan. to date
(1)	(2)	(3)	(4)	(5)	(6)
5501900000	Synthetic filament tow Other	867	867	16 047	16 047
5502000000	Artificial filament tow	20 265	54 462	25 118	121 846
5503190000	Synthetic staple fibres of nylon or othr polyamides of oth than aramids	-	333	-	640
5503200000	Synthetic staple fibres of polyesters	12 769 402	38 210 084	12 775 711	37 980 843
5503300000	Synthetic staple fibres of acrylic or modacrylic	7 800	7 890	33 340	33 858
5503900010	Synthetic staple fibres of other : of viscose rayon	-	40	-	658
5503900090	Synthetic staple fibres of other : other than viscose rayon	111 584	298 878	228 492	615 795
5504100000	Artificial staplefibres notcarded,combed othwise procss for spin:of rayon viskosa	13 555 535	39 162 426	20 180 620	58 996 329
5504900000	Artificial staplefibres notcarded,combed othwise procsfor spin: other rayon visks	-	3	-	16
5505100000	Waste of man-made fibres of synthetic fibres	721 031	1 504 757	412 144	914 605
5506100000	Synth staple fibres carded,combad or othwise prcs forspin:of nylon/othpolymid	290	615	3 605	4 940
5506200000	Synth staple fibres carded,combad or othwise procesfor spin:of polysters	204	1 146	14 432	53 622
5506300000	Synth staple fibres carded,combad or othwise procesforspin:acrylic/modacrylic	-	105	-	387
5508109000	Sewing thread of man-made staple fibres wether for sale or no: other	153 843	520 457	794 078	2 686 982
5508209000	Sewing thread of man-made staple fibres wether forsale or no: other	1 201	2 099	1 507	2 862
5509110000	Single yarn cont >=85% by weight of staple fibres of nylon/oth polyamides	4 192	4 192	15 445	15 445
5509120000	Multiple/cabled yarn cont>=85% by by weight ofstaple fbre ofnylon/oth poly	-	17 443	-	53 832
5509210000	Single yarn cont >=85% by weight of polyester staple fibres	14 670 540	38 965 291	24 523 848	66 282 746
5509220000	Multiple (folded)/cabled yarn cont.>=85% of polyester staple fibres	2 076 751	6 065 587	5 409 187	16 187 201
5509310000	Single yarn cont >=85% by weight of acrylic/modacrylic staple fibres	567 844	1 974 330	1 736 863	5 817 077
5509320000	Multiple/cabled yarn cont>=85% by weight of acrylic/modacrylic staple fbrs	3 325 801	9 386 995	9 802 869	27 544 891
5509410000	Single yarn cont >=85% by weight of synthetic staple fibres	5 794	9 809	51 511	83 277
5509420000	Multiple (folded)/cabled yarn cont.>=85% of synthetic staple fibres	40 228	128 273	173 766	533 412
5509510000	Oth yarn of polyester staple fibres mixed mainly with artificial staple fbrs	9 965 899	25 805 277	20 478 509	54 103 105
5509530000	Oth yarn of polyester staple fibres mixed mainly/solely with cotton	5 304 620	12 691 127	11 403 206	27 965 906
5509590000	Oth yarn of polyester staple fibres other	31 973	76 244	47 512	88 792
5509610000	Oth yarn ofacrylic/modacrylic staple fbr mixed mainly/solely wth wool/animal hair	101 120	237 700	854 994	1 601 997
5509620000	Oth yarn ofacrylic/modacrylic staple fbr mixed mainly/solely with cotton	67 497	81 190	323 242	389 788
5509690000	Oth yarn ofacrylic/modacrylic staple fbr other	381 007	1 122 297	2 328 929	7 080 897
5509920000	Other yarn mixed mainly/solely with cotton	7 992	7 992	32 824	32 824
5509990000	Other yarn mixed other than wool/ fine animal hair & cotton	-	49 935	-	43 789
5510110000	Single yarn cont >=85% by weight of artificial staple fibres	18 688 151	50 363 978	45 452 685	123 147 220
5510120000	Multiple/cabled yarn cont.>=85% by weight/artificial staple fibres	722 086	2 219 140	2 075 838	6 309 371
5510200000	Oth yarn, mixed mainly/solely with cont>=85% of weight of artifical stpl fbr	16	16	146	146
5510300000	Other yarn, mixed mainly/solely cont >=85% of weight with cotton	107 452	350 574	350 185	1 126 375
5510900000	Other yarn of artificial staple fibres cont>=85% of weight	1 134 207	1 719 302	2 704 090	4 112 923
5511101000	Yarn of synthtic staple fibres,cont>=85% weight of such fbrs knitting yarn,crochet	-	2 422	-	11 492
5511109000	Yarn of synthtic staple fibres,cont>=85% weight of such fibres : other	-	452	-	2 170

Tabel 3 : Ekspor Indonesia menurut Komoditi (Kode HS 10 digit)
Export of Indonesia by Commodity (10 digit of HS Code)

Maret 2016

March

Kode H S H S Code	Uraian golongan barang Group description	Berat bersih / Net weight (Kg)		Nilai / Value F.O.B. (U S \$)	
		Bulan ini Current month	Kumulatif Cum. Jan. to date	Bulan ini Current month	Kumulatif Cum. Jan. to date
(1)	(2)	(3)	(4)	(5)	(6)
5511209000	Yarn of synthtic staple fibres,cont <85% weight of such fibres : other	4 810	4 810	24 975	24 975
5511300000	Yarn of artificial staple fibres put up for retail sale	202	1 308	482	2 367
5512110000	Woven fabrics of synthetic staple fibre cont>85% wight of polyester:unbleach/not	491 631	1 189 430	1 924 194	4 556 749
5512190000	Woven fabrics of synthetic staple fibre cont>85% wight of polyester staple : oth	65 243	91 028	476 819	691 923
5512210000	Woven fabrics of synthetic staple fibre cont>85%wightof acrylic/mdcrylic:bleach/	343	15 403	8 154	98 771
5512290000	Woven fabrics of synthetic staple fibre cont>85%wightof acrylic/mdcrylic: oth	509	853	1 893	15 123
5512990000	Woven fabrics of synthetic staple fibre cont>85%weight of oth th poly&acry: oth	-	7 027	-	6 938
5513110000	Wovn fbrcs of plyster stple fbre bleache plain weave <=85% mix w/cotton <170g/m	1 629 710	4 599 815	6 819 804	19 734 470
5513120000	3-thread /4-thread twill, incl twill pol staple fibres <=85% w/cotton;unbleached/	188 955	560 439	879 346	2 492 151
5513130000	Oth woven fbrcs of polyester stple fbr <=85% mixed wght <170 g/m of cotton fbr	14 478	41 897	126 580	334 850
5513190000	Oth woven fabrics <85% mixed cotton weight <170 g/m of cotton	-	11 881	-	56 605
5513210000	Dyed woven fabrics of polyester staple fibres, plain weave<85% of such;bleached	224 926	724 749	1 854 518	6 098 525
5513230000	Oth dyed woven fabric ofpolyester staple fibres <85%, cotton<170 g/m;bleache/not	6 319	16 021	47 946	123 947
5513290000	Oth woven fabrics <85% such fibres, mixed cotton <170 g/m dyed	-	48 205	-	279 737
5513310000	Woven fabrics of yarn of diff color of polyester stpe fbrs,plain weave<85% fbr	978	4 626	12 837	61 166
5513390000	Oth woven fabrics<85% of such fibres weight <170 g/m of cotton: dyed	3 158	3 482	16 976	17 582
5513410000	Printed polyester staple fibres, plain weave <85% of fbr, cotton<170 g/m	434	1 376	7 903	34 017
5513490000	Other woven fabrics<85% of fibres weight <170 g/m of cotton	739	2 199	8 933	26 454
5514110000	Woven fbrcs of polyester staple fibres plain weave <=85%,cotton >170g/m	600 731	1 413 278	1 943 124	4 549 822
5514120000	3-thread/4-thread twill, incl twill of polyester stpl fbrs<85%, cotton>170	432 227	1 183 570	1 661 030	4 689 795
5514210000	Dyed polyester staple fbrs, plain weave staple fbrs<85%, cotton >170 g/m	4 054	5 406	40 105	53 182
5514220000	Woven fabric of synt; dyed<85% with ctto 3-thread/4-thread twill,includ grosstwil	1 619	6 890	12 880	54 463
5514290000	Other woven fabrics<85% of fibres mixed weight >170g/m of cotton , dyed	-	17 382	-	82 791
5514490000	Oth printed woven fabrics<85% such fibres, weight >170 g/m of cotton	14 122	58 765	160 269	662 392
5515110000	Oth wvn fbrcs of synth stple fbrs of polyester stpl fbr mixed viscose rayon	483 215	1 348 023	2 697 289	8 051 204
5515120000	Oth wvn fbrcs of synth stple fbrs of polyester stpl fbr mixed w/m-made flmnt	552 245	1 858 358	2 088 656	7 389 042
5515130000	Oth wvn fbrcs of synth stple fbrs of polyster stpl fbr mix w/wool/anml hair	135	421	5 456	12 991
5515190000	Other woven fabrics of synth stple fbr of other polyester staple fibres	31 049	62 846	212 796	444 419
5515210000	Oth wvn fbrcs of acrylic/modacrylic mixed/solely with man-made filament	84 318	225 917	528 359	1 440 425
5515290000	Oth wvn fbrcs of acrylic/modacrylic mix w/other than man-made flmnt/wool	1 264	1 821	12 359	22 802
5515990000	Oth woven fabrics mixed mainly/solely with other than man-made flmnt/wool	517	5 393	7 444	48 431
5516110000	Unbleached/bleached woven fabrics of artificial staple fibre;weight>=85%	1 948 979	4 517 113	7 270 834	17 260 938
5516120000	Dyed woven fbrcs of artificial staple fibre; weight>=85%	268 781	541 794	1 685 306	3 550 769
5516130000	Woven fabrics of yarns of diff color weight>=85% of artficial staple fibres	-	1 237	-	13 472

Tabel 3 : Ekspor Indonesia menurut Komoditi (Kode HS 10 digit)
Export of Indonesia by Commodity (10 digit of HS Code)

Maret 2016
March

Kode H S H S Code	Uraian golongan barang Group description	Berat bersih / Net weight (Kg)		Nilai / Value F.O.B. (U S \$)	
		Bulan ini Current month	Kumulatif Cum. Jan. to date	Bulan ini Current month	Kumulatif Cum. Jan. to date
(1)	(2)	(3)	(4)	(5)	(6)
5516140000	Printed woven fabrics; wght>=85% of artificial staple fibres	32 320	38 666	237 809	320 305
5516210000	Un/bleached woven fabrics of artificial staple fibre mix m-m-f;weight<85%	26 200	99 077	130 740	496 275
5516220000	Dyed woven fabrics of artificial staple fibre mix m-m-f;weight<85%	3 461	5 508	50 201	65 530
5516230000	Woven fabrics of yarn of diff color artficial stple fbr mix m-m-f;weght<85%	5 025	23 453	28 011	143 009
5516410000	Un/bleached woven fabrics of artificial staple fibre mixed cotton;weight<85%	3 362	6 408	53 073	99 127
5516420000	Dyed woven fabrics of artificial staple fibre mixed with cotton;weight<85%	557	2 039	6 000	20 387
5516430000	Woven fabrics of yarn of diff colors mixed with cotton;weight<85%	3 197	5 696	18 891	47 360
5516910000	Other un/bleached woven fabrics of staple fbr	-	17 857	-	85 657
5516930000	Other woven fabrics of artificial staple fibre,dyed	-	194	-	3 024
5516940000	Other woven fabrics of artificial staple fibre,of yarn diff colours	22 000	34 654	89 450	163 872
5601210000	Wadding of cotton,length<=5mm	105 756	282 884	331 013	991 540
5601220010	Wadding of cotton m-m-f of wrapped cigarette tow,length<=5mm	16 898	31 596	161 205	460 003
5601220090	Wadding of cotton m-m-f of oth wrapped cigarette tow,length<=5mm	562 897	1 207 509	5 909 524	13 212 011
5601290000	Wrapped of other than cotton man-made fibres	-	3	-	110
5602100000	Needleloom felt & stitch-bonded fibre covered/laminated.	50 880	155 957	160 632	667 133
5602210000	Oth felt of wool/fine animal hair,not impregnated,coated,covered	328	1 281	630	1 593
5602900000	Felt, oth thn needleloom&oth felt not impregnated, coated, covered	30 005	125 014	47 353	165 374
5603110000	Non woven of man-made filament, not imprgnatd,cvred/lminated;wght<=25g/m	177 024	956 897	500 647	2 598 681
5603120000	Non woven of m-m-f, not imprgnated, covred/lminated; 25g/m<weight<70g/m	486 028	1 285 127	1 503 710	4 222 525
5603130000	Non woven of m-m-f, not imprgnated, covred/lminated; 70g/m<weight<150g/m	159 626	233 325	459 420	661 430
5603140000	Non woven of m-m-f, not imprgnated, covered/laminated; weight>150g/m	31 680	58 414	247 593	337 143
5603910000	Non woven of oth m-m-f, weight<=25g/m2	156 129	357 246	713 644	1 638 782
5603920000	Non woven of oth m-m-f, 25g/m2<weighing=<70g/m2	202 899	636 649	703 576	2 029 740
5603930000	Non woven of oth m-m-f, 70g/m2< weighing=<150g/m2	8 939	43 731	37 148	176 372
5603940000	Non woven of oth m-m-f,weight=<150g/m2	241 254	816 805	1 179 214	4 047 676
5604100000	Rubber thread & cord, textile covered & the like head 5404/5405	7 601	28 700	30 600	124 662
5604903000	High tenacity yarn of polyester,of nylon /oth polyamides/of viscose rayon	1 615	1 809	12 388	16 607
5604909000	Oth thn rubber thread&cord, textile coverd&the like head 5404/5405	3 329	4 377	19 558	35 548
5605000000	Metallised yarn,whether/not gimped,being textl yarn/strip like head 5404/5405	6 617	16 365	51 011	119 150
5606000000	Gimped yarn,&strip&like of head 5404/ 5405,gimped,chenille yarn,loop wale-yarn	5 820	24 495	21 420	99 192
5607290000	Oth binder/baler twine of sisal/oth textile fbrs of genus agave	48 666	141 657	143 555	416 451
5607490000	Oth binder/baler twine of polyethylene/ polypropylene	285	26 058	39 011	106 319
5607501000	V-belt cord of man-made fibres treated resorcinol formaldehyde>=10000 decitex	16 430	52 126	226 825	649 320
5607509000	Oth v-belt cord of m-m-fibrs treated resorcinol formaldehyde>=10000 dcitx	1 509	6 529	9 731	49 587
5607902000	Twine, cordage,ropes&cables of abaca/oth hard fibres	5 247	8 577	5 648	7 558
5607909000	Oth twine, cordage,ropes&cables	227 514	536 713	263 267	621 885
5608110000	Made up fishing net of man-made textile materials	192 067	554 409	1 204 472	3 747 845
5608192000	Net bags of man-made textile material	-	22 140	-	68 521
5608199000	Oth net bags of man-made textile materials	66 036	156 330	211 356	406 682
5608901000	Net bags of oth man-made textile materials	-	31	-	155
5608909000	Oth net bags of oth man-made textile materials	1 075	2 477	16 364	34 668

Tabel 3 : Ekspor Indonesia menurut Komoditi (Kode HS 10 digit)
Export of Indonesia by Commodity (10 digit of HS Code)

Maret 2016
March

Kode H S H S Code	Uraian golongan barang Group description	Berat bersih / Net weight (Kg)		Nilai / Value F.O.B. (U S \$)	
		Bulan ini Current month	Kumulatif Cum. Jan. to date	Bulan ini Current month	Kumulatif Cum. Jan. to date
(1)	(2)	(3)	(4)	(5)	(6)
5609000000	Articles of yarn,strip/the like of head 5404/5405,twine, cordage,rope/cable	158 063	474 381	413 963	1 259 069
5701101000	Prayer rugs of carpet of wool/fine animal hair	363	426	1 819	2 127
5701109000	Oth prayer rugs of carpet of wool/fine animal hair	15 694	39 311	61 572	142 618
5701901100	Prayer rugs of carpet of cotton	17 980	21 820	11 239	17 239
5701901900	Oth prayer rugs of carpet of cotton	284	555	1 067	2 299
5701909100	Prayer rugs of carpet oth than wool/ cotton	1 900	3 639	1 830	2 076
5701909900	Oth prayer rugs of carpet oth than wool/ cotton	1 857	3 779	1 788	11 818
5702100000	Kelem,schumacks,karamanie&smlar hand- woven rugs, not tufted/flocked	-	28 160	-	41 600
5702200000	Floor covering of coconut fibres (coir) not tufted/flocked	73 723	171 507	91 793	211 893
5702310000	Floor cov of pile constrct of wool/fine animal hair,not made up, not tufted/floc	438	438	1 805	1 805
5702320000	Floor cov of pile construct of man-made text mat, not made up,not tufted/flocked	1 595	5 639	823	2 623
5702392000	Floor cov of pile construct of jute fibres, not made up,not tufted	-	58	-	33
5702399000	Floor cov of pile construct of oth textile materials, not made up,not tufted	169	14 882	189	28 548
5702411000	Prayer rugs of floor cov of pile constrct,made up of wool/fine anml hair	76	4 172	289	3 601
5702421000	Prayer rugs of floor cov of pile constrct,made up of man-made textile	70 829	96 255	92 265	117 879
5702429000	Oth prayer rugs of floor cov of pile constrct,made up of man-made textile	1 043 756	2 442 180	2 106 819	4 961 722
5702499000	Oth floor cov of pile constrct,made up, of oth textile material	42	82	3 130	3 148
5702501000	Oth floor cov of cotton not of pile construct,not made up	-	1 130	-	2 877
5702992000	Oth flr cov.not of pile cnstrct,made up of jute fibres,oth textile matrls	1 062	1 062	6 903	6 903
5702999000	Oth flr cov.not of pile cnstrct,made up oth thn ctnn&jute fibres,oth txtl mtrls	457	457	303	303
5703101000	Floor mats of wool/fine anml hair whthr/not made up	15	30	12	27
5703209000	Carpet&oth txtl flr cov,tufted,not pray rug,not made up,of nylon/oth plyamid	81 741	228 958	250 214	745 922
5703301000	Prayer rugs of cotton, whthr/not made up,of oth man-md-txlt mtrls	12 847	42 272	58 976	192 534
5703309000	Carpet&oth txtl flr cov,tufted,not pray rug,of ctnn not made up,of oth txtl mtrl	752 232	2 045 194	2 054 368	5 818 232
5703901900	Carpet&oth txtl flr cov.,tufted, whthr/ not made up,of cotton,oth textile matrls	3 388	3 428	25 507	25 737
5703909100	Floor mats, whthr/not made up, not ctnn&jute fbr,oth txtl mtrl	-	612	-	3 514
5703909900	Carpet&oth txtl flr cov.,tufted, whthr/ nt md up,not ctnn&jute fbr,oth txtl mtrl	262	463	652	754
5704900000	Oth textile tiles, having a surface <= 0,3m,felt,no tufled/flocked,made up/not	89 393	177 895	164 697	357 765
5705001100	Prayer rugs of cotton, whthr/not made up	67 917	196 214	645 987	1 877 471
5705001900	Oth carpet&oth txtl flr cov,oth pray rug of cotton,whthr/not made	1 518	5 866	2 247	7 681
5705002900	Oth carpet&oth txtl flr cov,oth Non wovn floor covrng of jute fbrs,whthr/not made	3 507	21 970	10 380	33 831
5705009100	Prayer rugs of oth thn cotton&jute fibres,whthr/not made up	391	6 333	2 372	8 234
5705009200	Non woven floor covering of oth cotton &jute fibres,whthr/not made	87 504	254 674	707 156	1 994 572
5705009900	Oth carpet&oth txtl flr cov,oth pray rug of oth cotton&jute fibres,whthr/not made	28 989	89 276	181 763	529 834
5801221000	Cut corduroy of cotton,imprgntd,coatd ,coverd oth than of head 5802/5806	10	10	56	56
5801229000	Cut corduroy of cotton,not imprgntd, coatd,coverd oth than of head 5802/5806	-	420	-	7 353
5801371000	Warp pile fbrcs of man-made fribres, imprgntd,oth thn of head 5802/5806	5 911	14 718	95 983	221 566
5801909100	Othr carpet & text floor covrng of oth txtl mtrl, imprgntd,oth of 5802/5806	394	1 422	409	929

Tabel 3 : Ekspor Indonesia menurut Komoditi (Kode HS 10 digit)
Export of Indonesia by Commodity (10 digit of HS Code)

Maret 2016
March

Kode H S H S Code	Uraian golongan barang Group description	Berat bersih / Net weight (Kg)		Nilai / Value F.O.B. (U S \$)	
		Bulan ini Current month	Kumulatif Cum. Jan. to date	Bulan ini Current month	Kumulatif Cum. Jan. to date
(1)	(2)	(3)	(4)	(5)	(6)
5801909900	Othr carpet & text floor covrng of oth txtl mtrl, not imprgntd,oth of 5802/580	845	4 501	6 036	19 479
5802190000	Bleached terry towelling&woven fabrcls of cotton oth thn head of 5703	802	18 174	6 993	54 753
5802200000	Terry towelling&woven fabrcls of oth textile material othr than head 5703	262	614	1 190	5 242
5802302000	Tufted textile fabrics,woven of cotton/ of man made fbrs oth thn head of 5703	-	57	-	215
5802303000	Tufted textile fabrics,woven of other of materials oth thn head of 5703	71	74	473	491
5802309000	Other tufted textile fabrics of other than fabrics of head 5806	297	869	2 770	5 745
5803001000	Gauze of cotton, oth than narrow fbrcls of heading 5806	-	34	-	1 017
5803009100	Gauze of a kind used to cover crops oth thn narrow fbrcls of heading 5806	-	14 928	-	40 167
5803009900	Gauze of other, oth than narrow fbrcls of heading 5806	8 678	24 488	25 200	76 404
5804101900	Tulles&oth net fbrcls of silk,not impregntd,oth thn of head 6002-6006	-	25	-	30
5804102900	Tulles&oth net fbrcls of cotton,not impregntd,oth thn of head 6002-6006	1 398	1 398	16 389	16 389
5804109900	Tulles&oth net fbrc oth thn silk/cotton, not imprgntd,oth of head 6002-6006	15 658	58 643	157 721	556 593
5804219000	Mechanically made lace of man-made fbrs not imprgntd,oth of head 6002-6006	55 317	194 320	606 436	2 397 509
5804291000	Mechanically made lace of oth txtl mtrl impregntd,oth thn of head 6002-6006	-	72	-	56
5804299000	Mechanically made lace of oth txtl mtrl not imprgntd,oth of head 6002-6006	115	415	2 555	7 363
5804300000	Hand-made lace oth than fabric of head 6002 to 6004	45	13 714	166	200 786
5806109000	Woven pile fabrics of other than silk/ cotton other than goods of head 5807	60 613	248 339	235 902	903 107
5806209000	Other woven fabrics;weight>=5% of elstmeric yarn/thread oth thn sport tape	59 637	189 466	1 295 175	3 959 699
5806311000	Narrow woven fabrics of cotton for type writer inked ribbon	-	4	-	18
5806312000	Backing of cotton for electrical insulating paper	-	15	-	3
5806319090	Other woven fabrics of cotton other than goods of head 5807	120	1 020	1 859	3 637
5806321000	Narrow woven fabrics of man-made fibres for typewriter inked ribbon	47	229	2 542	23 639
5806329010	Slide fastener ribbons of man-made fibres; width <=12 mm	23	26	62	219
5806329020	Webbings of man-made fibres used in covering pipes, poles and the like	830	830	291	291
5806329090	Other woven fabrics of man-made fibres oth than goods of head 5807	39 445	140 252	255 890	880 769
5806399990	Other woven fabrics of other textile material	203	714	4 936	16 128
5807100000	Woven Labels, badges, and similar articl es, not embroidered	1 868	3 626	93 340	176 148
5807900010	Non woven Labels, badges, and similar ar ticles, not embroidered	10 641	32 884	234 438	733 083
5807900090	Labels, badges, and similar articles of oth textile materials, not embriodered	853	1 758	28 946	51 255
5808101000	Braid combined with rubber threads, not embroidery, not knitted/crocheted	9	22	112	211
5808109000	Braid not combined with rubber threads, not embroidery, not knitted/crocheted	369	1 096	833	21 729
5808909000	Ornamental trimmings not comb. with rubber threads,not embroidery,not knit	41	356	2 071	3 439
5810100000	Embroidery without visible ground,in piece, in strip, in motifs	6 032	24 517	87 276	419 834
5810910000	Embroidery of cotton with visible ground ,in piece, in strip, in motifs	1 848	20 532	28 235	230 991
5810920000	Embroidery of man-made fibres with visible ground,in piece,in strip,in moti	73 685	132 332	5 951 142	10 482 066

Tabel 3 : Ekspor Indonesia menurut Komoditi (Kode HS 10 digit)
Export of Indonesia by Commodity (10 digit of HS Code)

Maret 2016

March

Kode H S H S Code	Uraian golongan barang Group description	Berat bersih / Net weight (Kg)		Nilai / Value F.O.B. (U S \$)	
		Bulan ini Current month	Kumulatif Cum. Jan. to date	Bulan ini Current month	Kumulatif Cum. Jan. to date
(1)	(2)	(3)	(4)	(5)	(6)
5810990000	Embroidery of other textile materials with visible ground,in piece, in strip	28 443	80 919	518 735	1 432 228
5811001000	Quilted textile products in the piece,of wool/fine/coarse anml hair	-	2 799	-	15 296
5811009000	Quilted textile products in the piece, oth thn of wool/fine/coarse anml hair	2 206	7 275	17 132	52 190
5901100000	Textile fabrics coated w gum/amylaceous used for covers books and the like	10 810	30 474	45 136	129 071
5901902000	Prepared painting canvas	1 894	4 431	11 424	17 933
5901909000	Buckram and similar stiffened textile fabrics for hat foundations	7 450	9 540	53 466	97 892
5902101900	Chafer fabrics,rubberised of nylon not nylon-6 yarn	-	990	-	1 000
5902109100	Tyre cord fabrics of nylon or other polyamides of nylon-6 yarn	1 029 195	2 465 807	3 949 989	10 045 721
5902209900	Tyre cord fbrics of polyester, not containing cotton	1 211 393	2 671 465	2 817 094	7 320 057
5902909000	Other cord fabrics of high tenacity yarn of viscose rayon	13	13	442	442
5903100000	Textile fbrcs impregnated,coated,covered with polyvinyl chloride, not 5902	252 396	612 168	895 825	2 075 947
5903200000	Textile fbrcs impregnated,coated,covered with polyurethane, not 5902	162 447	432 960	1 573 374	3 659 249
5903900010	Canvas type fabrics impregnated,coated, covered with nylon,polyamides,not 5902	1	34	8	2 321
5903900090	Other textile fabrics impregnated,coated ,covered with plastics, not 5902	94 145	208 495	630 443	1 102 713
5905009000	Textile wall coverings oth thn of wol/ fine/coarseanimal hair	302	842	986	2 076
5906100000	Adhesive tape of a width <= 20cm, other than of heading 5902	532 920	1 285 134	1 661 044	4 126 733
5906910000	Other rubberised textile fabrics,knitted /crocheted, not heading 5902	78	78	1 029	1 029
5906999000	Other rubberised textile fabrics, not knitted/crocheted, not heading 5902	24 811	124 455	109 892	459 672
5907001000	Fabrics impregnated,coated,covered with oil of oil-based preparation	-	252	-	9 660
5907009000	Painted canvas being thetrical scenery, studio back-cloths or the like	157	329	3 629	4 276
5908001000	Wicks; incandescent gas mantles	-	60	-	9
5908009000	Tubular knitted gas mantle fabrics therefor	652	1 655	1 172	2 157
5909001000	Fire hoses	390	390	1 892	1 892
5909009000	Textile hosepiping & similar textile tubing other than fire hoses	-	10 555	-	16 302
5910000000	Transmission or conveyors belts or belting, of textile material	1 150	1 150	24 075	24 075
5911100000	Textile fabrics, felt & felt-lined woven for card clothing or technical uses	-	494	-	1 684
5911200000	Bolting cloth	4 941	14 312	215 225	638 017
5911400000	Straining cloth of a kind used in oil or the like including that of human hair	5	13	200	373
5911901000	Gaskets and seals	1 250	1 251	8 697	8 700
5911909000	Other Textile products and articles for technical uses	63 817	223 054	555 953	2 020 245
6001100090	Long pile fabrics, bleached, mercerised, knitted/crocheted	158 692	291 614	1 487 765	2 457 597
6001210000	Looped pile fabrics of cotton, knitted/ crocheted	1 240	12 030	11 175	60 444
6001220000	Looped pile fabric of man made fibres, knitted/crocheted	70 867	136 895	541 260	974 922
6001290000	Looped pile fabric of oth textile materi knitted/crocheted	4 402	8 206	20 115	27 329
6001910000	Other pile fabrics, of cotton, knitted/ crocheted	18 152	144 196	143 460	948 726
6001922000	Pile fabrics of 100% polyester staple fibres, 63,5mm_width_76,2mm for paint ro	8 470	9 802	82 546	99 051
6001923090	Other pile fabrics, of man made fibres, cont elastomeric/rubber yarn, bleached	7 636	17 063	35 878	83 304
6001929010	Other pile fabrics, of man made fibres, not cont elstmric/rubber yarn,unbleached	-	32	-	382
6001929090	Other pile fabrics, of man made fibres, not cont elstmric/rubber yarn,bleached	20 731	35 946	93 678	170 917

Tabel 3 : Ekspor Indonesia menurut Komoditi (Kode HS 10 digit)
Export of Indonesia by Commodity (10 digit of HS Code)

Maret 2016

March

Kode H S H S Code	Uraian golongan barang Group description	Berat bersih / Net weight (Kg)		Nilai / Value F.O.B. (U S \$)	
		Bulan ini Current month	Kumulatif Cum. Jan. to date	Bulan ini Current month	Kumulatif Cum. Jan. to date
(1)	(2)	(3)	(4)	(5)	(6)
6001999900	Oth pile fbrcs of oth txtl mtrial not co elstmric/rubber yarn,bleachd,mercerised	-	150	-	1 309
6002400000	Knitted/crocheted fabrics;elastomeric>5% , width<30cm, not rubber thread,not 6001	4 135	4 145	13 329	13 356
6002900000	Knitted/crocheted fabrics;elastomeric>5% , width<30cm, rubber thread,not 6001	9 110	39 151	103 967	410 296
6003200000	Knitted/crocheted fabrics of cotton, width<30cm, not 6001/6002	42	20 253	528	202 801
6003300000	Knitted/crocheted fabrics of synthetic fibres, width<30cm, not 6001/6002	253	253	1 098	1 098
6003900000	Knitted/crocheted fabrics of oth textile materials, width<30cm, not 6001/6002	301	301	15 773	15 773
6004101000	Knitted/croch. fabrics;5%<elastomeric_20 0%,width>30cm,not rubber thread,not 6001	25 998	71 912	76 899	261 647
6004109000	Knitted/croch. fabrics;elastomeric>20%, width>30cm,not rubber thread,not 6001	224 452	777 188	1 363 936	3 948 992
6004900000	Knitted/croch. fabrics;elastomeric>20%, width>30cm,rubber thread,not 6001	28 660	65 536	200 540	462 872
6005220000	Dyed warp knit fabrics of cotton othe than of heading 6001-6004	18	18	24	24
6005230000	Warp knit fabrics of cotton yarn of diff color oth than of heading 6001-6004	-	33 980	-	187 433
6005311000	Wrp knit fbrc,of synthtc,bleach/no, swim wear,of polyester&polybutylene	-	77	-	3 366
6005319000	Wrp knit fbrc,of synthtc,bleach/no, oth thn swimwr,of polystr&polybutyl	322	20 767	981	155 264
6005321000	Warp knit fbrc,of synthtc,dyed, swimwer ,of polyester&polybutylene	1 577	3 116	10 738	20 925
6005329000	Warp knit fbrc,of synthtc,dyed, oth thn swimwr,of polystr&polybutyl	6 057	15 640	106 915	232 871
6005331000	Wrp knit fbrc,of synthtc,yarn diff clr, swimwer,of polyester&polybutylene	10 407	41 486	34 391	148 185
6005339000	Wrp knit fbrc,of synthtc,yarn diff clr, oth thn swimwr,of polystr&polybutyl	22 133	22 646	53 099	58 569
6005420000	Dyed warp knit fabrics of artifical fibr oth than of heading 6001-6004	11 378	11 551	120 471	121 133
6005440000	Printed warp knit fabrics of artificial oth than of heading 6001-6004	-	1 535	-	5 126
6005909000	Oth warp knit fabrics oth thn of wool/ fine anml oth thn heading 6001-6004	26 877	55 876	140 531	307 697
6006210000	Other knitted/crocheted fabrics of cotton,bleached/no bleached	288	33 288	1 254	62 034
6006220000	Other knitted/crocheted fabrics of cotton,dyed	298 956	902 298	1 698 127	5 180 676
6006230000	Oth knit/crochtd fbrcs of cotton of yarn of dif color	25 702	69 365	161 567	452 114
6006240000	Other knitted/crocheted fabrics of cotton,printed	24 890	112 668	178 085	795 085
6006311000	Oth knit/crochtd fbrcs of nylon fibr mesh ,bleached/no bleached	851	4 620	8 336	36 496
6006312000	Oth knit/crochtdfbrcs of synthtc fibr, elastis, bleached/no bleached	-	198	-	1 386
6006319000	Oth knit/crochtdfbrcs of synthtc fibr, oth than nylon&elastis,bleach/no	52 539	152 521	202 587	586 866
6006321000	Oth knit/crochtd fbrcs of nylon fibr mesh,dyed	178	10 700	1 684	16 998
6006329000	Oth knit/crochtd fbrcs of synthtc fibr, than nylon&elastis,dyed	68 322	215 837	423 548	1 292 278
6006331000	Oth knit/crochtd fbrcs of synthtc fibr, of yarn of diff colors,elastis	278	1 425	579	6 788
6006339000	Oth knit/crochtd fbrcs of synthtc fibr, of yarn of diff colors,not elastis	104 865	284 476	645 105	1 652 963
6006349000	Oth knit/crochtd fbrcs of synthtc fibr, printed,not elastis	5 593	22 270	61 786	398 471
6006421000	Oth knit/crochtd fbrcs of artifical fibr, elastis,dyed	128	586	1 072	1 088
6006429000	Oth knit/crochtd fbrcs of artifical fibr, not elastis,dyed	20	1 205	182	226
6006449000	Oth knit/crochtd fbrcs of artifical fibr, printed,not elastis	-	2	-	6
6006900000	Other knitted/crocheted fabrics of other material	146 061	361 178	770 914	1 765 910
6101200000	Men's/boy's ovr coats,car coat,capes, knittd/crochtd of cotton	48 062	219 030	626 912	3 688 459

Tabel 3 : Ekspor Indonesia menurut Komoditi (Kode HS 10 digit)
Export of Indonesia by Commodity (10 digit of HS Code)

Maret 2016
March

Kode H S H S Code	Uraian golongan barang Group description	Berat bersih / Net weight (Kg)		Nilai / Value F.O.B. (U S \$)	
		Bulan ini Current month	Kumulatif Cum. Jan. to date	Bulan ini Current month	Kumulatif Cum. Jan. to date
(1)	(2)	(3)	(4)	(5)	(6)
6101300000	Men's/boy's ovr coats,car coat,capes, knitted/crochtd of man-made fibres	20 791	177 599	506 580	3 397 371
6101900000	Men's/boy's ovr coats,car coat,capes, knitted/crochtd of oth textile material	128 458	455 320	2 080 500	8 053 184
6102100000	Women's/girl's ovr coats,car coat,capes, knitted/crochtd of wool/fine animal hair	114 474	333 308	1 784 285	3 417 425
6102200000	Women's/girl's ovr coats,car coat,capes, knitted/crochtd of cotton	64 916	409 215	1 651 842	6 922 029
6102300000	Women's/girl's ovr coats,car coat,capes, knitted/crochtd of man-made fibres	28 056	110 255	550 324	2 193 853
6102900000	Women's/girl's ovr coats,car coat,capes, knitted/crochtd of oth textile material	25 423	98 526	566 877	1 497 719
6103100000	Men's/boy's suits knitted/crocheted	34 519	132 604	187 203	719 255
6103220000	Men's/boy's ensembles of cotton, knitted/crocheted	2 431	4 187	40 768	50 871
6103230000	Men's/boy's ensembles of synthtc fibr, knitted/crocheted	9 417	10 816	146 376	162 966
6103290000	Men's/boy's ensembles of oth textile material, knitted/crocheted	19 997	23 892	284 455	387 943
6103310000	Men's/boy's jackets&blazers of wool/ fine animal hair, knitted/crocheted	7	427	65	11 719
6103320000	Men's/boy's jackets&blazers of cotton, knitted/crocheted	68 022	372 822	623 189	4 365 057
6103330000	Men's/boy's jackets&blazers of synthtc fibres, knitted/crocheted	59 823	139 907	1 268 016	2 866 604
6103390010	Men's/boy's jackets&blazers of rami, linen or silk, knitted/crocheted	1	173	5	1 148
6103390090	Men's/boy's jackets&blazers of other textile materials, knitted/crocheted	64 309	157 054	1 059 532	2 747 404
6103420000	Men's/boy's trousers, breeches&shorts of cotton, knitted/crocheted	348 032	982 107	3 298 819	11 782 580
6103430000	Men's/boy's trousers, breeches&shorts of synthtc fibres, knitted/crocheted	293 739	1 000 174	4 241 550	13 908 987
6103490000	Men's/boy's trousers, breeches&shorts of oth textile material, knitted/crochtd	341 676	955 664	5 681 628	14 377 902
6104130000	Women's/girl's suits of synthtc fibr, knitted/crocheted	17 377	43 457	154 078	373 434
6104192000	Women's/girl's suits of cotton, knitted/crocheted	24 824	45 300	451 643	614 120
6104199000	Women's/girl's suits of oth textile material, knitted/crocheted	15 239	98 416	238 405	1 020 702
6104220000	Women's/girl's ensembles of cotton, knitted/crocheted	4 550	4 641	104 363	105 997
6104230000	Women's/girl's ensembles of synthtc fibres,knitted/crocheted	22	1 406	364	23 202
6104290000	Women's/girl's ensembles, of other textile materials,knitted/crocheted	9	18	196	1 154
6104310000	Women's/girl's jackets&blazers of wool/ fine animal hair, knitted/crocheted	-	7	-	463
6104320000	Women's/girl's jackets&blazers of cotton, knitted/crocheted	49 217	164 892	817 666	2 589 489
6104330000	Women's/girl's jackets&blazers of synthetic fibres, knitted/crocheted	23 817	74 836	643 212	1 744 456
6104390000	Women's/girl's jackets&blazers of oth textile materials, knitted/crocheted	41 924	197 193	1 175 938	4 004 825
6104420000	Women's/girl's dressed of cotton, knitted/crocheted	275 821	768 724	3 611 770	10 521 598
6104430000	Women's/girl's dressed of synthetic fibres, knitted/crocheted	815 106	1 706 889	9 844 947	23 650 177
6104440000	Women's/girl's dressed of artificial fibres, knitted/crocheted	49 170	158 738	221 554	1 012 649
6104490000	Women's/girl's dresses of other textile materials, knitted/crocheted	489 985	1 331 523	6 836 456	16 806 320
6104520000	Women's/girl's skirts÷d skirts of cotton, knitted/crocheted	48 865	144 314	920 574	1 765 972
6104530000	Women's/girl's skirts÷d skirts of synthetic fibres, knitted/crocheted	79 013	189 157	1 149 424	2 653 506
6104590000	Women's/girl's skirts÷d skirts of oth textile material, knitted/crochtd	140 833	437 890	1 751 801	5 557 984
6104610000	Women's/girl's trousers, breeches& shorts of fine animal hair,knitted/crochtd	26	31	1 145	1 148

Tabel 3 : Ekspor Indonesia menurut Komoditi (Kode HS 10 digit)
Export of Indonesia by Commodity (10 digit of HS Code)

Maret 2016
March

Kode H S H S Code	Uraian golongan barang Group description	Berat bersih / Net weight (Kg)		Nilai / Value F.O.B. (U S \$)	
		Bulan ini Current month	Kumulatif Cum. Jan. to date	Bulan ini Current month	Kumulatif Cum. Jan. to date
(1)	(2)	(3)	(4)	(5)	(6)
6104620000	Women's/girl's trousers, breeches& shorts of cotton, knitted/crocheted	953 150	2 632 133	8 853 735	26 052 784
6104630000	Women's/girl's trousers, breeches& shorts of synthtc fibres, knitted/crochtd	570 431	1 423 100	7 704 005	20 561 699
6104690000	Women's/girl's trousers, breeches& shorts of oth textile mtrial,knit/crocht	516 219	1 935 880	9 207 324	32 033 436
6105100000	Men's/boy's shirts of cotton, knitted/ crocheted	668 662	1 815 077	8 329 545	22 669 903
6105200010	Men's/boy's shirts of synthetic man- made fibres, knitted/crocheted	202 877	614 767	4 631 972	13 330 335
6105200090	Men's/boy's shirts of artificial man- made fibres, knitted/crocheted	1 362	6 444	19 194	145 655
6105900000	Men's/boy's shirts of other textile materials fibres, knitted/crocheted	231 657	710 229	3 403 745	9 938 030
6106100000	Women's/girl's blous,shirt&shirt blous of cotton, knitted/crocheted	493 052	1 359 368	6 771 505	18 155 246
6106200000	Women's/girl's blous,shirt&shirt blous of man-made fibres, knitted/crocheted	245 483	844 114	4 461 345	15 162 966
6106900000	Women's/girl's blous,shirt&shirt blous of oth textile material, knitted/crochtd	137 505	645 382	1 420 363	6 714 749
6107110000	Men's/boy's underpants & briefs of cotton, knitted/crocheted	60 444	128 891	821 754	2 142 864
6107120000	Men's/boy's underpants & briefs of man-made fibres, knitted/crocheted	74 318	233 256	1 857 431	5 710 866
6107190000	Men's/boy's underpants & briefs of oth textile material, knitted/crocheted	25 651	106 587	354 731	1 476 683
6107210000	Men's/boy's nightshirts & pyjamas of cotton, knitted/crocheted	12 512	43 570	140 152	542 933
6107220000	Men's/boy's nightshirts & pyjamas of man-made fibres, knitted/crocheted	-	91	-	2 988
6107290000	Men's/boy's nightshirts & pyjamas of oth textile material, knitted/crocheted	160	165	3 732	3 792
6107910000	Men's/boy's bathrobes, dressing gowns of cotton, knitted/crocheted	56 181	207 893	282 576	1 134 510
6107990000	Men's/boy's bathrobes, dressing gowns of oth textile materials, knitted/crocht	25 306	103 356	109 751	646 472
6108110000	Women's/girl's slips & petticoats of man-made fibres, knitted/crocheted	1 367	7 108	37 593	127 289
6108193000	Women's/girl's slips & petticoats of cotton, knitted/crocheted	143	319	5 407	23 163
6108199010	Women's/girl's slips & petticoats of of silk, knitted/croched	36	36	569	569
6108199090	Women's/girl's slips & petticoats of oth textile materials, knitted/croched	84 756	250 849	771 958	2 006 032
6108210000	Women's/girl's briefs & panties of cotton, knitted/crocheted	4 912	13 132	22 844	251 416
6108220000	Women's/girl's briefs & panties of man-made fibres, knitted/crocheted	70 008	205 936	2 801 421	8 165 542
6108290000	Women's/girl's briefs & panties of oth textile materials, knitted/croched	129 654	334 768	2 984 055	8 406 901
6108310000	Women's/girl's nightdresses & pyjamas of cotton, knitted/crocheted	53 478	237 338	817 781	3 931 733
6108320000	Women's/girl's nightdresses & pyjamas of man-made fibres, knitted/crocheted	61 127	234 040	920 087	3 287 032
6108390000	Women's/girl's nightdresses & pyjamas of oth textile materials, knitted/crocht	21 550	58 827	356 882	800 472
6108910000	Women's/girl's negliges,bathrobes,dress gowns of cotton, knitted/crocheted	64 443	95 894	741 054	1 082 633
6108920000	Women's/girl's negliges,bathrobes,dress gowns of man-made fibr, knitted/croch	12 471	33 674	262 598	939 150
6108990000	Women's/girl's negliges,bathrobes,dress gown of oth textile matr,knitted/croch	10 437	48 745	226 879	865 275
6109101000	T-shirts, singlet&oth vests of cotton, knitted/crocheted for men/boys	1 207 824	2 787 204	12 928 588	32 038 312
6109102000	T-shirts, singlet&oth vests of cotton, knitted/crocheted for women/girls	1 012 819	2 101 364	12 914 471	29 033 147

Tabel 3 : Ekspor Indonesia menurut Komoditi (Kode HS 10 digit)
Export of Indonesia by Commodity (10 digit of HS Code)

Maret 2016
March

Kode H S H S Code	Uraian golongan barang Group description	Berat bersih / Net weight (Kg)		Nilai / Value F.O.B. (U S \$)	
		Bulan ini Current month	Kumulatif Cum. Jan. to date	Bulan ini Current month	Kumulatif Cum. Jan. to date
(1)	(2)	(3)	(4)	(5)	(6)
6109901000	T-shirts,singlet&oth vests of rami,linen ,silk, knittd/crochtd for men/boys	47 416	237 082	892 434	4 759 092
6109902000	T-shirts,singlet&oth vests of oth txtile materials, knitted/croch for men/boys	395 712	1 276 105	7 558 270	24 012 631
6109903000	T-shirts,singlet&oth vests of oth txtile materials, knittd/croch for women/girls	626 204	1 851 500	8 569 822	28 946 897
6110110000	Jerseys,pullovers,cardigans,waistcoat of wool, knitted/crocheted	1 192	9 313	35 738	114 405
6110190000	Jerseys,pullovers,cardigans,waistcoat of oths wool/fine animal hair, knit/croc	9 286	73 465	84 572	632 260
6110200000	Jerseys,pullovers,cardigans,waistcoat of cotton, knitted/crocheted	2 309 355	6 355 564	31 538 217	84 272 555
6110300000	Jerseys,pullovers,cardigans,waistcoat of man-made fibres, knitted/crocheted	1 075 909	3 235 005	16 978 532	44 382 959
6110900000	Jerseys,pullovers,cardigans,waistcoat of other textile materials, knitted/croc	217 080	809 796	3 428 968	14 419 731
6111200000	Babies garment&clothing accessories of cotton, knitted/crocheted	578 172	1 734 084	9 824 125	28 529 106
6111300000	Babies garment&clothing accessories of synthtc fibres, knitted/crocheted	143 749	276 978	1 706 372	3 721 416
6111900000	Babies garment&clothing accessories of oth textile material, knitted/crocheted	137 828	520 604	655 133	3 009 002
6112110000	Track suits of cotton knitted/crocheted	116 720	199 989	1 273 988	2 617 156
6112120000	Track suits of synthetic fibres knitted/ crocheted	160 855	757 268	3 908 691	12 437 592
6112190000	Track suits of other textile materials, knitted/crocheted	26 688	156 979	746 653	3 459 381
6112200000	Ski suits, knitted/crocheted	608	3 196	37 411	117 867
6112310000	Men's/boy's swimwear of synthetic fibres, knitted/crocheted	6 110	17 413	97 522	503 152
6112390000	Men's/boy's swimwear of oth textile materials, knitted/crocheted	6 697	60 875	239 217	2 376 288
6112410000	Women's/girl's swimwear of synthetic fibres, knitted/crocheted	556 543	1 435 572	11 113 008	25 788 532
6112490000	Women's/girl's swimwear of oth textile materials, knitted/crocheted	65 521	468 655	1 257 468	5 863 206
6113001000	Divers' suits,made up of knitt/cochet, fabrics of heading 5903, 5906,5907	300	619	12 809	23 708
6113003000	Garment for protection from fire made- up of knitt/cochet,head 5903;5906;5907	-	232	-	305
6113004000	Oth protective work garment made- up of knitt/cochet,head 5903;5906;5907	3 120	7 005	32 545	64 987
6113009000	Oth garment,made up of knitt/crochet fabrics of heading 5903,5906/5907	112 906	159 066	918 340	1 368 418
6114200000	Oth garments of cotton, knitted/ crocheted	61 988	288 877	570 578	3 198 902
6114302000	Oth garment for protection from fire of man-made fibres,knitted/crocheted	46 817	86 499	709 681	1 285 392
6114309000	Oth garments of man-made fibres, knitted/crocheted	842 292	2 525 383	7 110 785	20 034 261
6114900000	Oth garments of oth textile materials, knitted/crocheted	29 693	88 655	312 849	619 395
6115101000	Stockings for varises veins of synthtic fibres, knitted/crocheted	-	440	-	5 378
6115109000	Oth graduated compression hosiery, knitted/crocheted	6 095	277 216	74 906	124 396
6115210000	Oth panty hose&tights of synthetic fibr, single yarn<67 decitex,knittd/crochtd	122	122	6 240	6 240
6115220000	Oth panty hose&tights of synthetic fibr, single yarn<67/>67 decitex,knit/croch	40	573	2 471	27 467
6115291000	Oth panty hose&tights of cotton, knitted/crocheted	95 310	465 756	1 182 534	5 830 070
6115299000	Oth panty hose&tights of oth textile materials, knitted/crocheted	206	6 421	864	201 317
6115309000	Oth women's full-length,knee-length hosiery of not cotton,single yarn<67dtex	55	56	621	631
6115950000	Footwear without applied soles of cotton, knitted/crocheted	193 527	627 849	2 391 661	7 509 713
6115960000	Footwear without applied soles of synthetic fibres, knitted/crocheted	16 465	35 292	203 934	719 436
6115990000	Footwear without applied soles of oth textile material, knitted/crocheted	419 460	1 396 986	5 871 788	19 240 058

Tabel 3 : Ekspor Indonesia menurut Komoditi (Kode HS 10 digit)
Export of Indonesia by Commodity (10 digit of HS Code)

Maret 2016
March

Kode H S H S Code	Uraian golongan barang Group description	Berat bersih / Net weight (Kg)		Nilai / Value F.O.B. (U S \$)	
		Bulan ini Current month	Kumulatif Cum. Jan. to date	Bulan ini Current month	Kumulatif Cum. Jan. to date
(1)	(2)	(3)	(4)	(5)	(6)
6116101000	Divers' gloves, impregnated coated plastics/rubbers, knit/croch	10 614	32 415	149 105	459 305
6116109000	Gloves,mittens,mitts, impregnated coated plastics/rubbers, knit/croch	12 665	41 284	701 603	2 316 939
6116920000	Gloves,mittens,of cotton not impregn coated plastics/rubbers, knit/croch	35 049	101 796	113 681	328 043
6116930090	Gloves,mittens,of synthetic fibres not impregn coated plastics/rubbers, knit	80 334	226 412	3 017 740	6 902 962
6116990000	Gloves,mittens,of oth textile materials not impregn coated plastics/rubbers,knit	846 091	2 365 365	1 565 784	4 942 149
6117101000	Shawls,scarves,mufflers,mantillas& the like of cotton, knitted/crocheted	3 100	9 822	38 949	175 048
6117109000	Shawls,scarves,mufflers,mantillas& the like of not cotton,knittd/crochtd	16 320	48 467	461 917	1 284 362
6117801900	Ties, bow ties & cravats of oth than wool/fine animal hair, knitted/crocheted	4	2 129	134	19 811
6117802000	Wrist band,knee band/anide band knitted/crocheted	77	1 502	1 046	25 311
6117809000	Other clothing accessories, knitted/ crocheted	21 361	71 643	108 339	251 409
6117900000	Other parts of garment, knitted/ crocheted	273	1 975	1 756	13 982
6201110000	Men's/boy's ovr coats,car coat,capes of wool/fine animal hair oth thn head 6203	5 195	13 789	78 671	284 110
6201120000	Men's/boy's ovr coats,car coat,capes of cotton oth than of heading 6203	6 925	25 622	160 839	528 108
6201130000	Men's/boy's ovr coats,car coat,capes of man-made fibr oth than of head 6203	18 501	75 713	406 684	1 969 803
6201190010	Men's/boy's ovr coats,car coat,capes of silk oth than of heading 6203	574	10 622	8 475	282 765
6201190020	Men's/boy's ovr coats,car coat,capes of rami oth than of heading 6203	63	3 047	4 480	148 563
6201190090	Men's/boy's ovr coats,car coat,capes of oth textl matr l oth thn of head 6203	86 363	290 017	2 475 674	9 068 140
6201920000	Men's/boys' wind-cheaters,wind-jackets of cotton oth than of heading 6203	174 094	484 717	1 870 956	3 917 662
6201930000	Men's/boys' wind-cheaters,wind-jackets of man-made fibr oth thn of head 6203	212 320	623 299	5 594 372	18 443 612
6201990090	Men's/boys' wind-cheaters,wind-jackets of oth textl matr l oth thn of head 6203	14 340	125 984	282 023	2 367 664
6202110000	Women's/girl's ovr coats,car coat,capes of wool/fne animl hair oth thn head 6204	-	2 288	-	67 449
6202120000	Women's/girl's ovr coats,car coat,capes of cotton oth than of heading 6204	6 003	15 107	145 064	388 288
6202130000	Women's/girl's ovr coats,car coat,capes of man-made fibr oth thn of head 6204	59 539	245 181	470 592	1 850 775
6202190020	Women's/girl's ovr coats,car coat,capes of rami oth than of heading 6204	23	1 428	32	58 705
6202190090	Women's/girl's ovr coats,car coat,capes of oth textl matr l oth thn of head 6204	15 153	49 021	249 523	778 772
6202920000	Women's/girl's wind-cheaters,wind-jacket of cotton oth than of heading 6204	3 476	26 733	62 290	542 958
6202930000	Women's/girl's wind-cheaters,wind-jacket of man-made fibr oth thn of head 6204	22 036	107 642	669 689	3 016 795
6202990090	Women's/girl's wind-cheaters,wind-jacket of oth textl matr l oth thn of head 6204	52 932	121 323	1 397 137	1 966 077
6203110000	Men's/boy's suits of wool/fine animal hair, not knitted/crocheted	89 530	323 684	1 310 425	3 478 049
6203120000	Men's/boy's suits of synthetic fibres, not knitted/crocheted	149 664	452 039	1 457 967	4 410 100
6203191010	Men's/boy's suits of cotton, printed by traditional batik process,not knit/croch	8 921	11 751	223 787	272 744
6203191090	Men's/boy's suits of cotton, not printed by trdtional batik process,not knit/croc	100 276	183 757	625 511	1 316 902
6203199090	Men's/boy's suits of other textile mater not knitted/crocheted	88 482	391 146	1 313 916	7 917 137
6203220090	Men's/boy's ensembles of cotton,not printed by trdtional batik procss,not kn	252	10 443	760	107 551

Tabel 3 : Ekspor Indonesia menurut Komoditi (Kode HS 10 digit)
Export of Indonesia by Commodity (10 digit of HS Code)

Maret 2016

March

Kode H S H S Code	Uraian golongan barang Group description	Berat bersih / Net weight (Kg)		Nilai / Value F.O.B. (U S \$)	
		Bulan ini Current month	Kumulatif Cum. Jan. to date	Bulan ini Current month	Kumulatif Cum. Jan. to date
(1)	(2)	(3)	(4)	(5)	(6)
6203299000	Men's/boy's ensembles of other textile material, not knitted/crocheted	-	1 704	-	37 606
6203310000	Men's/boy's jackets&blazers of wool/ fine animal hair, not knitted/crocheted	33 007	89 282	1 481 873	4 000 124
6203320010	Men's/boy's jackets&blazers of cotton, printed by trdtional batik procss,not kn	942	3 825	130 861	348 280
6203320090	Men's/boy's jackets&blazers of cotton, not printed by trdtional batik process	100 565	340 014	1 072 563	4 345 640
6203330000	Men's/boy's jackets&blazers of synthtc fibres, not knitted/crocheted	154 930	521 405	2 502 869	6 750 366
6203390000	Men's/boy's jackets&blazers of other textile material, not knitt/crocheted	164 530	517 837	4 282 967	15 018 655
6203410000	Men's/boy's trousers, breeches&shorts of wool/fine animal hair,not knitt/croch	26 388	111 906	1 009 378	4 077 312
6203421000	Men's/boy's bib&brace overalls of cotton, not knitted/crocheted	28 169	94 690	858 614	2 546 879
6203429000	Men's/boy's trousers, breeches&shorts of cotton, not knitted/crocheted	1 407 402	3 340 594	24 828 177	63 882 806
6203430000	Men's/boy's trousers, breeches&shorts of synthtc fibres,not knitt/crocheted	810 993	2 582 469	18 361 936	55 392 207
6203490010	Men's/boy's trousers, breeches&shorts of silk, not knitted/crocheted	-	1	-	2
6203490090	Men's/boy's trousers, breeches&shorts of oth textile material,not knitt/croch	189 703	730 411	1 936 651	7 373 969
6204110000	Women's/girl's suits of wool/fine animal hair,not knitted/crocheted	4 490	10 955	8 199	16 908
6204120010	Women's/girl's suits of cotton, printed by trdtional batik procss,not knit/croch	60	60	815	815
6204120090	Female's suits of cotton, not printed by traditional batik process	59 519	130 039	536 515	1 124 691
6204130000	Female's suits of synthetic fibres	178 348	474 573	3 754 594	9 469 538
6204190011	Female's suits of silk, printed by traditional batik process	1 025	1 908	24 380	48 736
6204190019	Female's suits of silk, not printed by traditional batik process	12 365	183 219	55 645	2 404 453
6204190090	Female's suits of oth textiles, not silk	18 160	66 787	276 659	545 864
6204220090	Female's ensembles of cotton, not printed by tradtional batik process	2 939	5 009	44 664	87 817
6204230000	Female's ensembles of synthetic fibres	560	4 773	22 552	183 895
6204290090	Female's ensembles of other textiles, not silk	115	15 053	14 718	500 453
6204310000	Female's jackets & blazers of wool/fine animal hair	10 714	20 712	382 600	730 805
6204320010	Female's jackets & blazers of cotton, printed by tradtional batik process	32	74	354	800
6204320090	Female's jackets & blazers of cotton, not printed by traditional batik process	104 130	205 634	3 054 735	6 108 180
6204330000	Female's jackets & blazers of synthetic fibres	78 352	322 699	1 766 008	8 133 393
6204390019	Female's jackets and blazers of silk, not printed by traditional batik process	-	6	-	3 264
6204390090	Oth female's jackets and blazers of oth textiles, not silk	12 479	46 695	397 495	1 251 101
6204410000	Female's dresses of wool/fine animal hair	49	10 922	2 116	251 552
6204420010	Female's dresses of cotton, printed by tradtional batik process	16 734	57 686	803 880	1 921 656
6204420090	Female's dresses of cotton, not printed by tradtional batik process	496 259	1 351 502	7 276 709	19 878 026
6204430000	Female's dresses of synthetic fibres	637 643	1 763 608	12 900 295	37 249 812
6204440000	Female's dresses of artificial fibres	147 914	382 135	3 324 802	9 100 039
6204490011	Female's dresses of silk, printed by traditional batik process	133	135	16 425	16 585
6204490019	Female's dresses of silk, not printed by tradtional batik process	10 266	24 960	10 253	31 849
6204490090	Female's dresses of oth textiles, not silk and not by tradtional batik process	375 367	836 319	4 292 127	10 959 908
6204510000	Female's skirts & divided skirts of wool /fine animal hair	6 608	35 146	236 970	811 070
6204520090	Female's skirts & divided skirts of cotton, not by traditional batik process	66 403	258 144	2 107 531	5 485 621
6204530000	Female's skirts & divided skirts of synthetic fibres	78 277	632 194	2 319 754	18 064 757

Tabel 3 : Ekspor Indonesia menurut Komoditi (Kode HS 10 digit)
Export of Indonesia by Commodity (10 digit of HS Code)

Maret 2016

March

Kode H S H S Code	Uraian golongan barang Group description	Berat bersih / Net weight (Kg)		Nilai / Value F.O.B. (U S \$)	
		Bulan ini Current month	Kumulatif Cum. Jan. to date	Bulan ini Current month	Kumulatif Cum. Jan. to date
(1)	(2)	(3)	(4)	(5)	(6)
6204590011	Female's skirts & divided skirts of silk , printed by traditional batik process	1	1	3	3
6204590019	Female's skirts & divided skirts of silk , not by traditional batik process	139	657	5 228	17 701
6204590090	Female's skirts & divided skirts of oth textiles,not silk	137 385	850 025	1 118 954	7 531 204
6204610000	Female's trousers/bib&brace overall/ breeches/shorts of wool/fine animal hair	16 595	36 507	662 167	1 429 702
6204620000	Female's trousers/bib&brace overall/ breeches/shorts of cotton	1 827 721	4 664 218	40 360 077	100 046 421
6204630010	Female's trousers/shorts/etc of synthtic fibers for clothing aviator	216	6 073	906	24 758
6204630090	Female's trousers/shorts/etc of synthtic fibers not for clothing aviator	519 876	1 596 895	10 000 428	27 041 130
6204690000	Female's trousers/shorts/etc of oth wool or fine animal hair and cotton	182 882	856 756	1 948 075	11 880 208
6205200010	Male's shirts of cotton, printed by traditional batik process	394 938	1 002 715	10 384 482	26 737 857
6205200090	Male's shirts of cotton, not printed by traditional batik process	965 281	2 634 101	21 779 255	64 480 535
6205300000	Male's shirts of man-made fibres	502 666	1 566 836	8 184 709	25 031 515
6205901000	Male's shirts of oth textiles of wool or fine animal hair	230	10 472	20 610	134 309
6205909011	Male's shirts of silk, printed by traditional batik process	-	1	-	51
6205909019	Male's shirts of silk, not printed by traditional batik process	2	2 265	127	31 285
6205909090	Male's shirts of oth wool or fine animal hair, not silk	11 803	47 800	84 320	804 164
6206100010	Female's blouses/shirts/shirt blouses of silk/waste, by traditional batik process	25	25	1 391	1 391
6206100090	Female's blouses/shirts/shirt blouses of silk/waste, not by trad batik process	3 703	4 450	60 716	98 814
6206200000	Female's blouses/shirts/shirt blouses of wool/fine animal hair	15 400	15 400	165 000	165 000
6206300010	Female's blouses/shirts/shirt blouses of cotton, by traditional batik process	23 312	68 495	893 135	2 072 556
6206300090	Female's blouses/shirts/shirt blouses of cotton, not by traditional batik process	343 422	1 102 172	11 095 260	32 164 194
6206400000	Female's blouses/shirts/shirt blouses of man-made fibres	1 439 601	4 489 147	29 382 879	100 277 264
6206900000	Female's blouses/shirts/shirt blouses of oth textiles	378 203	1 335 202	9 613 948	31 602 339
6207110000	Male's underpants & briefs of cotton	149 122	433 133	2 718 981	7 563 519
6207190000	Male's underpants & briefs of oth textiles, not cotton	21 158	63 117	248 713	527 572
6207210010	Male's nightshirts & pyjamas of cotton, printed by traditional batik process	1 532	3 344	24 673	64 102
6207210090	Male's nightshirts & pyjamas of cotton, not printed by traditional batik process	66 474	263 837	853 494	2 895 676
6207220000	Male's nightshirts & pyjamas of man made fibres	-	1 049	-	12 126
6207290090	Male's nightshirts & pyjamas of oth textiles,not silk & cotton	18 107	46 406	126 900	361 107
6207910000	Male's wear, not underpants/briefs/night shirts/pajamas of cotton	11 289	49 183	280 732	979 514
6207991000	Male's wear, not underpants/briefs/night shirts/pajamas of man-made fibres	342	4 957	5 261	28 248
6207999000	Male's wear, not underpants/briefs/night shirts/pajamas of oth textils not cotton	288 942	1 045 606	1 026 427	3 221 944
6208110000	Female's slips & petticoats of man-made fibres	182 360	350 713	1 347 297	2 878 776
6208190000	Female's slips & petticoats of other textiles	99 936	273 943	1 361 353	3 132 723
6208210010	Female's nightdresses & pajamas of cotton, by traditional batik process	-	1	-	82
6208210090	Female's nightdresses & pajamas of cotton, not by traditional batik process	26 897	72 466	385 388	1 215 282
6208220000	Female's nightdresses & pajamas of man made fibres	17 020	35 444	391 889	754 250
6208290019	Female's nightdresses & pajamas of silk, not printed by traditional batik process	84 054	174 555	946 809	1 948 635
6208290090	Female's nightdresses & pajamas, not cotton & oth textiles	97 781	154 054	770 269	1 274 339
6208910019	Female's negliges of cotton not printed by traditional batik process	513	1 200	1 577	6 007

Tabel 3 : Ekspor Indonesia menurut Komoditi (Kode HS 10 digit)
Export of Indonesia by Commodity (10 digit of HS Code)

Maret 2016

March

Kode H S H S Code	Uraian golongan barang Group description	Berat bersih / Net weight (Kg)		Nilai / Value F.O.B. (U S \$)	
		Bulan ini Current month	Kumulatif Cum. Jan. to date	Bulan ini Current month	Kumulatif Cum. Jan. to date
(1)	(2)	(3)	(4)	(5)	(6)
6208910090	Oth female's negliges of cotton	34 235	78 111	230 524	475 585
6208920011	Female's negliges of man made fibres, printed by traditional batik process	-	23 331	-	349 600
6208920019	Female's negliges of man made fibres, not printed by traditional batik process	13 230	13 230	530 903	530 903
6208920090	Oth female's wear of cotton, not negliges	30 934	52 773	978 668	1 752 297
6208999000	Female's wear of oth textiles, not wool or fine animal air	16 042	17 802	287 200	313 625
6209203000	Babies' t-shirts, shirts, pajamas, same items of cotton	59 191	166 426	762 451	1 505 542
6209209010	Babies' suits, pants and same items of cotton, not t-shirts/shirts/pajamas	197 920	541 504	3 645 641	9 684 088
6209209090	Oth babies' suits, pants and same items of cotton, not t-shirts/shirts/pajamas	69 222	148 875	1 796 774	4 182 268
6209301000	Babies' suits, pants & same items of synthetic fibres	2 566	25 549	13 036	233 087
6209303000	Babies' t-shirts,shirts, pajama, & same items of synthetic fibres	123 682	226 014	799 863	1 838 970
6209304000	Babies' clothing accessories of synthetic fibers	830	1 198	652	952
6209309000	Babies' garments of synthetic fibers, not suits/pants/t-shirts/shirts/pajamas	5 927	19 466	85 074	132 330
6209900000	Babies garments & clothing acc of oth textiles, not cotton/synthetic fibres	5 708	142 078	148 712	1 773 804
6210101100	Work protective grmnt of chemicals/ radiation/fire from fabrics of 5602/5603	-	38	-	350
6210101900	Work protective grmnt of oth hazard substances from fabrics of 5602/5603	-	15	-	29
6210109000	Garment from fabric 5602/5603, not for work protective	189 317	583 366	2 380 312	7 279 438
6210202000	Oth garmnt of subhead 620111-620119, protective work from fire	-	19	-	765
6210204000	Oth garmnt of subhead 620111-620119, of oth protective work	-	23	-	690
6210209000	Oth garmnt of subhead 620111-620119, for protective work from oth hazard subs	268	268	6 422	6 422
6210401000	Oth male garmnt of 5602/03;5903/06/07 for protect work from fire	-	631	-	9 933
6210402000	Oth male garmnt of 5602/03;5903/06/07 for protect work from chemical/radiation	-	10 495	-	127 939
6210409000	Oth male garmnt of 5602/03;5903/06/07 for protect work from oth hazard substan	24 608	54 434	273 206	702 555
6210501000	Oth female garmnt of 5602/03;5903/06/07 for protect work from fire	43 934	176 270	342 764	1 144 757
6210509000	Oth female garmnt of 5602/03;5903/06/07 for protect work from oth hazard substan	84 310	215 757	1 797 620	4 368 042
6211110000	Male's swimwear	73 559	303 533	2 612 066	8 216 623
6211120000	Female's swimwear	73 564	123 639	1 724 344	3 255 834
6211200000	Garments ski suits for male and female	146	558	5 361	11 198
6211321000	Oth male's garments of cotton for rencing/wrestling	526	686	3 370	6 944
6211322000	Oth male's garments of cotton for pilgrimage robes (ehram)	15	164	120	1 726
6211329000	Oth male's garments of cotton not for rencing/wrestling/pilgrimage robes	39 306	90 230	417 711	1 273 540
6211331000	Oth male's garments of man-made fibres for rencing or wrestling	71 841	134 882	907 328	1 668 325
6211339000	Oth male's garments of man-made fibres to protect from oth hazard substances	175 646	601 007	2 269 297	8 178 614
6211393000	Oth male's garments of syhntetic fibres to protect from chemicals/radiation	-	50	-	19
6211399000	Oth male's garments of syhntetic fibres to protect from oth hazard substances	22 067	42 352	234 337	418 935
6211421000	Oth female's garments of cotton for rencing/wrestling	25 325	58 921	356 672	980 785
6211422000	Oth female's garments of cotton for prayer cloaks	46 416	60 377	169 576	289 599
6211429000	Oth male's garments of cotton not for rencing/wrestling/prayer cloaks	104 030	208 977	1 685 663	3 704 404
6211431000	Oth female's garmnt of man-made fibres for surgical gowns	8 717	12 873	140 376	251 418
6211432000	Oth female's garmnt of man-made fibres for prayer cloaks	1 811	34 424	9 548	95 064

Tabel 3 : Ekspor Indonesia menurut Komoditi (Kode HS 10 digit)
Export of Indonesia by Commodity (10 digit of HS Code)

Maret 2016

March

Kode H S H S Code	Uraian golongan barang Group description	Berat bersih / Net weight (Kg)		Nilai / Value F.O.B. (U S \$)	
		Bulan ini Current month	Kumulatif Cum. Jan. to date	Bulan ini Current month	Kumulatif Cum. Jan. to date
(1)	(2)	(3)	(4)	(5)	(6)
6211434000	Oth female's garmnt of man-made fibres for rencing/wrestling	-	50	-	110
6211439000	Oth female's garmnt of man-made fibres not for subhead 62114310-62114350	226 912	450 306	3 578 472	7 332 632
6211491000	Oth female's garmnt of oth textiles for rencing/wrestling	450	450	171	171
6211493000	Oth female's garmnt of oth textiles for prayer cloaks	46 466	115 040	292 933	618 350
6211499000	Oth female's garmnt of oth textiles not for forrencing/wrestling/protect/prayer	422 338	854 393	3 417 599	6 640 608
6212101000	Brassieres of cotton, not knitted/ crocheted	41 749	104 529	1 548 246	4 204 834
6212109000	Brassieres of oth textiles, not knitted/ crocheted	568 613	1 966 580	21 211 843	72 540 427
6212201000	Girdles & panty-girdles of cotton, not knitted/crocheted	876	1 746	162	2 740
6212209000	Girdles & panty-girdles of ot textile materials, not knitted/crocheted	41 301	112 313	1 344 018	3 814 133
6212301000	Corsets of cotton, not knitted/crocheted	2 669	11 579	105 344	490 757
6212309000	Corsets of oth textile materials, not knitted/crocheted	42 353	75 112	748 038	1 552 031
6212901900	Suspenders/garters/braces of cotton not for treatment scar/athletic support	8 227	26 820	303 481	945 535
6212909200	Suspenders/garters/braces of oth txtiles for athletic supporters	4 048	64 658	276 544	2 270 097
6212909900	Suspenders/garters/braces of oth txtiles not for treatment scar/athletic support	29 196	123 812	1 158 288	4 505 278
6213209000	Handkerchiefs of cotton, not printed by traditional batik process	101	101	910	910
6213901900	Handkerchiefs of silk/waste, not printed by traditional batik process	1 622	1 647	14 121	14 853
6213909900	Handkerchiefs of oth textiles not silk/ waste, not by traditional batik process	230	419	425	1 082
6214101000	Syals/scarves/mufflers/mantillas/veils of silk/waste, by trad batik proc	9	20	518	1 120
6214109000	Syals/scarves/mufflers/mantillas/veils of silk/waste, not by trad batik proc	2 925	8 210	98 296	169 231
6214200000	Syals/scarves/mufflers/mantillas/veils of wool/fine animal hair	2	7	160	3 484
6214309000	Syals/scarves/mufflers/mantillas/veils of synth fibres, not by trad batik proc	931	2 854	6 960	43 657
6214409000	Syals/scarves/mufflers/mantillas/veils of artficial fibres, not trad batik proc	180	1 741	3 672	26 279
6214901000	Syals/scarves/mufflers/mantillas/veils of oth textiles, by trad batik proc	615	615	17 040	17 040
6214909000	Syals/scarves/mufflers/mantillas/veils of oth textiles, not by trad batik proc	18 435	31 435	118 666	253 462
6215109000	Ties/bow ties/cravats of silk/waste, not printed by traditional batik process	124	137	1 483	1 496
6215209000	Ties/bow ties/cravats of man-made fibres , not printed by traditional batik proc	-	30	-	445
6215901000	Ties/bow ties/cravats of oth textiles, printed by traditional batik process	-	316	-	247
6215909000	Ties/bow ties/cravats of oth textiles, not printed by traditional batik process	549	752	10 320	11 630
6216001000	Protective work gloves, mittens & mitts	49 648	148 094	2 912 269	8 143 415
6216009100	Oth gloves, mittens & mitts of wool/fine animal hair	101	192	1 465	2 719
6216009200	Oth gloves, mittens & mitts of cotton	-	12	-	136
6216009900	Oth gloves, mittens & mitts not wool/ fine animal hair/cotton	27 096	67 563	1 202 567	3 195 710
6217101000	Accesories of oth made up clothing, oth than hd 6212 for judo belts	1 002	1 002	3 013	3 013
6217109000	Accesories of oth made up clothing, oth than hd 6212, not for judo belts	58 202	161 629	630 273	1 856 861
6217900000	Parts of garments or clothing accssories oth than of heading 6212	2 111	8 519	97 087	220 092
6301100000	Electric blankets	3	3	2	2
6301200000	Blankets (not electric) & trvelling rugs of wool/fine animal hair	22	89	626	2 211
6301300090	Blankets (not electric) & trvelling rugs of cotton	4 157	14 547	8 863	65 339

Tabel 3 : Ekspor Indonesia menurut Komoditi (Kode HS 10 digit)
Export of Indonesia by Commodity (10 digit of HS Code)

Maret 2016
March

Kode H S H S Code	Uraian golongan barang Group description	Berat bersih / Net weight (Kg)		Nilai / Value F.O.B. (U S \$)	
		Bulan ini Current month	Kumulatif Cum. Jan. to date	Bulan ini Current month	Kumulatif Cum. Jan. to date
(1)	(2)	(3)	(4)	(5)	(6)
6301400010	Blankets (not electric) & travelling rugs of synthc fibres of nonwoven fabrics	-	635	-	7 710
6301400090	Blankets (not electric) & travelling rugs of synthc fibres of woven fabrics	30 378	114 091	186 067	661 325
6301900010	Oth blankets & travelling rugs, nonwoven fabrics of nonwoven fabrics	926	16 682	2 555	77 500
6301900090	Oth blankets & travelling rugs of woven fabrics	88 945	192 932	896 690	2 219 468
6302100000	Bed linen, knitted/crocheted	1 105	72 314	18 547	504 556
6302210000	Oth bed linen of cotton, printed	7 998	15 244	40 161	89 534
6302221000	Oth bed linen of man-made fibres of nonwoven fabrics, printed	2 808	2 808	10 433	10 433
6302229000	Oth bed linen of man-made fibres of woven fabrics, printed	4 319	16 100	21 869	121 442
6302290000	Oth bed linen of oth textiles, printed	1 438	5 501	7 540	21 531
6302310000	Oth bed linen of cotton, not printed	39 735	113 167	358 178	1 050 018
6302329000	Oth bed linen of man-made fabrics of woven fabrics	3 097	14 030	124 654	167 907
6302390000	Oth bed linen of oth textiles, not printed	9 811	10 135	30 560	33 007
6302400000	Table linen, knitted or crocheted	-	243	-	3 623
6302510090	Oth table linen of cotton, not printed by traditional batik process	7 768	12 449	87 870	131 259
6302530000	Oth table linen,of man-made fibres	4 646	17 206	38 740	153 071
6302590000	Oth table linen,of oth textiles	-	764	-	14 394
6302600000	Toilet&kitchen linen of terry towelling/ similar terry fabrics of cotton	246 126	651 280	1 946 444	4 773 388
6302910000	Oth linen not for bed, table, toilet & kitchen of cotton	10 210	12 969	60 384	75 619
6302930000	Oth linen not for bed, table, toilet & kitchen of man-made fibres	30	40	148	155
6302990000	Oth linen not for bed, table, toilet & kitchen of oth textiles	146	176	4 861	6 063
6303120000	Curtains (inc drapes) & int blinds/bed valances of synth fibres, knitted/crchtd	128 940	657 628	870 561	4 587 320
6303191000	Curtains (inc drapes) & int blinds/bed valances of cotton, knitted/crchtd	25	510	100	2 722
6303199000	Curtains (inc drapes) & int blinds/bed valances of oth cotton, knitted/crchtd	2 935	10 658	3 931	13 382
6303910000	Curtains (inc drapes) & int blinds/bed valances of cotton, not knitted/crchtd	202 277	491 874	1 254 005	2 991 169
6303920000	Curtains (inc drapes) & int blinds/bed valances of synth fibres, not knitted	41 292	144 446	415 380	1 375 813
6303990000	Curtains (inc drapes) & int blinds/bed valances of oth textiles, not knitted	25 410	89 857	280 329	880 333
6304110000	Bedspreads, knitted/crocheted	37	37	371	371
6304191090	Bedspreads of cotton, not printed by traditional batik process	194	6 063	4 173	81 596
6304192000	Bedspreads of nonwoven, not knitted/ crocheted	1	1 047	8	15 089
6304199000	Bedspreads from woven, not knitted/ crocheted and not from cotton	5 328	10 769	43 411	72 604
6304911000	Mosquito nets, knitted/crocheted	3 158	6 492	19 934	40 503
6304919000	Oth furnishing artcl, not bedspread/ mosquito nets, knitted/crocheted	3 480	14 301	43 883	127 255
6304920000	Oth furnishing artcl of cotton, not bedspread & not knitted/crocheted	5 569	7 729	42 964	90 419
6304930000	Oth furnishing artcl of synthetic fibres , not bedspread & not knitted/crocheted	2 177	7 576	11 506	48 645
6304990000	Oth furnishing artcl of oth textiles, not bedspread & not knitted/crocheted	243	380	3 262	4 499
6305101100	New sacks & bags of jute for packing goods	-	60	-	65
6305101900	New sacks & bags of oth textiles bast fibres of hd 5303 for packing goods	663	1 094	852	5 108
6305102900	Used sacks & bags of oth textiles bast fibres of hd 5303 for packing goods	40 000	100 100	10 000	25 346
6305200000	Sack&bag of cotton for packing goods	24 887	51 952	137 241	345 355
6305322000	Flxible intrmdiate bulk containrs of synthetic textiles, knitted/crocheted	39 414	85 770	114 124	261 429
6305329000	Flxible intrmdiate bulk containrs of synt txtiles, nonwoven & not knitted/crchtd	611 302	1 951 957	2 258 520	7 441 335

Tabel 3 : Ekspor Indonesia menurut Komoditi (Kode HS 10 digit)
Export of Indonesia by Commodity (10 digit of HS Code)

Maret 2016
March

Kode H S H S Code	Uraian golongan barang Group description	Berat bersih / Net weight (Kg)		Nilai / Value F.O.B. (U S \$)	
		Bulan ini Current month	Kumulatif Cum. Jan. to date	Bulan ini Current month	Kumulatif Cum. Jan. to date
(1)	(2)	(3)	(4)	(5)	(6)
6305331000	Sack&bag of polyethylene/polypropylene strip/same items, knitted/crocheted	240 970	743 093	443 697	1 484 583
6305332000	Sack&bag of polyethylene/polypropylene strip/same items of woven strip	202 799	454 211	401 208	919 989
6305339000	Sack&bag of polyethylene/polypropylene strip, not knitted/crocheted/nonwoven	1 649 386	4 923 441	2 947 621	8 986 808
6305391000	Oth sack&bag of synthetice textiles of no nwoven	5 859	6 792	108 087	117 345
6305399000	Oth sack&bag of synthetice textiles of wo ven & not knitted/crocheted	4 792	5 585	14 590	16 740
6305909000	Sacks & bags of oth textiles not hemp/ coconut (coir) of heading 5305	-	240	-	465
6306120000	Tarpaulins, awnings & sunblinds of synthetic fibres	2 888	29 301	13 030	77 064
6306199000	Tarpaulins, awnings & sunblinds of oth textiles, not coir fibres/cotton	7 713	67 289	16 865	147 813
6306220000	Tents of synthetic fibres	-	10 933	-	53 724
6306291000	Tents of oth textiles of cotton	352	352	667	667
6306299000	Tents of oth textiles, oth than cotton	16 408	16 660	9 998	12 126
6306401000	Pneumatic mattresses of cotton	360	1 522	1 018	2 566
6306409000	Pneumatic mattresses, oth than cotton	722	2 027	2 253	3 089
6306900010	Camping goods of cotton	1 299	2 169	7 989	8 927
6306900099	Camping goods of oth textiles of woven	3 656	13 749	69 731	300 983
6307101000	Floor/dish/similar cleaning clothes or dusters of nonwoven	-	13	-	166
6307109000	Floor/dish/similar cleaning clothes or dusters woven oth than felt	87 846	286 838	708 939	2 236 907
6307200000	Life-jackets & life-belts	1	300	23	20 314
6307903000	Umbrella covers in triangular piece	25	127	50	163
6307904000	Surgical masks	991	994	813	917
6307906100	Harnesses safety suitable for industrial use	-	1	-	8
6307906900	Harnesses safety suitable not for industrial use	603	1 735	40	14 269
6307907000	Fans and handscreens	23	80	507	2 008
6307909000	Oth made up artcils, not umbrella covers /surgical masks/harnesses safety	187 422	576 203	1 650 302	5 171 143
6308000000	Sets, consist of woven fabric&yarn w/o accessories txtiles articles for retail	164	284	125	159
6309000000	Worn clothing & oth worn articles.	225 400	384 160	184 564	338 651
6310101000	Used/new rags, sorted	49 604	400 974	8 315	100 668
6310109000	Scrap twine/cordage/rope/cbles worn out articles of those, sorted	160 570	360 990	4 255 105	9 566 235
6310901000	Used/new rags, unsorted	251 600	853 649	61 959	302 910
6310909000	Scrap twine/cordage/rope/cbles worn out articles of those, unsorted	385 890	1 182 902	131 596	456 224
6401100000	Waterproof footwear incorp protective metal toe-cap with outer soles	8 884	12 193	49 349	107 433
6401920000	Oth waterproof footwear, covering the ankle but not cover the knee,with outer	73 905	224 342	1 017 123	2 797 747
6401990000	Oth waterproof footwear with outer soles plastic by stitching, riveting, nailing	34 996	102 581	440 577	604 098
6402191000	Wrestling footwear with upper of rubber/ plastic	2 044	82 449	108 229	1 478 068
6402199000	Sports footwear not for wrestling/ski/ same items with upper of rubber/plastics	798 473	3 432 160	12 497 419	51 432 365
6402200000	Footwear with upper straps/thongs assembled to the sole by means of plugs	123 348	450 285	2 568 715	9 004 058
6402911000	Diving boots covering the ankle with upper of rubber/plastics	3 103	4 646	58 646	76 995
6402919900	Oth diving boots cover the ankle not incorp protct mtal toe-cap, rubber/plstc	21 849	49 609	239 941	634 232
6402991000	Oth footwear not cover the ankle incorp protect metal toe-cap, rubber/plstc	49 452	270 082	822 434	4 877 353
6402999000	Oth footwear not cover the ankle & not incorp protct mtal toe-cap, rubber/plstc	612 636	1 885 322	10 169 003	32 981 917
6403191000	Sports footwear fitted with spikes, cleats or the same item, leathers	1 488 437	4 599 316	33 407 219	100 206 182
6403192000	Sports footwear for riding boots or bowling shoes, leathers	-	100	-	198

Tabel 3 : Ekspor Indonesia menurut Komoditi (Kode HS 10 digit)
Export of Indonesia by Commodity (10 digit of HS Code)

Maret 2016

March

Kode H S H S Code	Uraian golongan barang Group description	Berat bersih / Net weight (Kg)		Nilai / Value F.O.B. (U S \$)	
		Bulan ini Current month	Kumulatif Cum. Jan. to date	Bulan ini Current month	Kumulatif Cum. Jan. to date
(1)	(2)	(3)	(4)	(5)	(6)
6403193000	Sports footwear for wrestling, weight lifting or gymnastics, leathers	-	2 055	-	4 795
6403199000	Sports footwear not fitted with spikes/ bowling/wrstling/weight lifting/the like	1 889 358	7 105 456	32 318 416	123 722 742
6403200000	Footwear, outer soles of leather, uppers of leather straps accros, instep big toe	-	3 156	-	86 170
6403400000	Oth footwear incorp protect metal toe cap with upper of leathers	545 529	1 502 621	7 495 920	19 554 178
6403510000	Oth footwear with outer sole of leather covering the ankle	78	276	4 210	8 849
6403590000	Oth footwear with outer sole of leather, not covering the ankle	3 799	238 856	193 148	5 255 115
6403910000	Oth footwear, not for sprts/incorp metal toe-cap protect, covering the ankle	258 411	701 234	5 527 805	13 761 248
6403990000	Oth footwear, not for sprts/incorp metal toe-cap protect, not covering the ankle	3 276 245	11 267 412	58 454 337	215 098 223
6404111000	Sports footwear with outer sole rubbr/ plstc, with spike/cleat	126	2 214	1 229	24 295
6404112000	Sports footwear for wrestling, weight lifting or gym with outer sole rubbr/pls	-	9 517	-	113 230
6404119000	Sports footwear not fitted with spikes/ wrstling/weight lifting/the like oth	7 237 727	17 526 180	136 917 949	337 224 628
6404190000	Oth sports footwear for oth purposed with outer soles of rubber/plastics	2 240 472	8 427 189	37 380 034	145 881 736
6404200000	Oth footwear with outer soles of leather /composition leather	7 571	12 428	88 829	143 649
6405100000	Oth footwear, with uppers of leather/ composition leather	151 394	313 986	2 768 783	5 686 604
6405200000	Oth footwear, with uppers of textiles	18 724	49 497	397 540	1 000 162
6405900000	Oth footwear, with upper of ith leather/ composition leather/textiles	124 269	328 675	1 300 555	2 573 356
6406101000	Uppers & parts thereof, oth than stif feners of metal toe-caps	12 538	57 513	353 833	1 440 969
6406109000	Uppers & parts thereof, oth than stif feners & not fitted with metal toe-cap	164 382	424 718	7 055 185	19 623 769
6406200000	Parts of footwear with outer soles & heels, of rubber/plastics	72 766	148 980	803 653	1 751 432
6406901000	Parts of footwear of wood	922	1 485	14 843	25 339
6406902100	Oth parts of footwear of metal of iron/ steel	1 474	1 964	9 911	13 603
6406902990	Oth parts of footwear of oth metal, not iron/steel/copper	4 755	14 654	174 301	520 257
6406903100	Oth parts of footwear of rubber/plastic in-soles	73 830	238 869	1 504 777	4 597 764
6406903200	Oth parts of footwear of rubber/plastic complete-soles	-	185	-	118
6406903900	Oth parts of footwear of rubber/plastic out-soles	4 423	13 770	6 703	57 033
6406909100	Oth parts of footwear of oth materials for gaiters/leggings/same items	5	83	146	1 097
6406909900	Oth parts of footwear of oth materials not for gaiters/leggings/same items	34 316	84 725	621 149	1 460 372
6501000000	Hat-forms/bodies, hood of felt, not block shape, not brims, plateoux, manchons	370	376	235	247
6502000000	Hat-shapes, plaited by assembling strip of any material, no block shape, lined	320	1 440	8 500	27 043
6504000000	Hats&oth headgear/plaited by assembling strips of any material, trimmed/not	27 523	39 570	502 115	804 221
6505001000	Hats&oth headgear of a kind used for religious purposes, knitted/crocheted	28 660	87 011	70 691	270 609
6505002000	Hats&oth headgear, knitt/crochet, hair- nets, knitted/crocheted	2	5	120	210
6505009000	Oth hats&oth headgear, not for hair-nets /religious purposes, knitted/crochet	112 984	406 726	1 343 859	5 222 818
6506101000	Protective helmets for motorcyclists whether/not lined/trimmed	84 806	210 317	1 185 598	2 835 109
6506102000	Industrial safety & firefighters helmets , excl steel helmets whether/not lined	997	3 568	3 083	36 654
6506109000	Oth safety headgear, not for motocyclist /industrial/firefighters/steel helmets	486	579	3 541	5 722

Tabel 3 : Ekspor Indonesia menurut Komoditi (Kode HS 10 digit)
Export of Indonesia by Commodity (10 digit of HS Code)

Maret 2016
March

Kode H S H S Code	Uraian golongan barang Group description	Berat bersih / Net weight (Kg)		Nilai / Value F.O.B. (U S \$)	
		Bulan ini Current month	Kumulatif Cum. Jan. to date	Bulan ini Current month	Kumulatif Cum. Jan. to date
(1)	(2)	(3)	(4)	(5)	(6)
6506910000	Oth headgear of rubber/of plastics	393	1 508	3 014	17 463
6506999000	Oth headger of oth materials, not furskin	108 460	338 467	475 561	1 244 335
6507000000	Head-band,lining,cover,hat foundation, hat frame,peak&chinstrap,for head-gear	267	1 308	7 232	11 454
6601100000	Garden/similar umbrellas	23 962	48 024	237 731	445 076
6601990000	Umbrellas & sun umbrellas not having a telescopic shaft	2 893	4 090	16 541	18 098
6602000000	Walking-sticks, seat-sticks, whips, ridi ng crops & the like.	4 614	10 333	41 882	77 070
6603200000	Umbrella frames, including frames mounte d on shafts (sticks)	-	2 360	-	8 272
6701000000	Skin&oth part of bird with feathr/down, feathr,part of feathr,down, oth hd 0505	39	1 673	696	22 582
6702100000	Artificial flower, foliage, fruit, & parts thereof of plastics	79	685	695	4 122
6702901000	Artificial flower, foliage, fruit, & parts thereof of paper	16	496	150	434
6702909000	Artific flower,foliage,fruit&parts thereof of oth mterials, not paper/txtil	11 434	22 440	136 819	328 981
6703000000	Human hair, dressed, thinned, bleached, othwise worked for wigs/the like	5 986	13 351	154 440	585 243
6704110000	Complete wigs of synthetic textiles	596 025	1 572 016	13 061 810	34 331 163
6704190000	False beards, eyebrows, eyelashes, switches of synthetic textiles	637 697	1 618 310	8 947 916	22 653 449
6704200000	Wigs, false beards, eyebrows,eyelashes of human hair	64 833	171 761	8 028 033	23 115 094
6704900000	Wigs, false beards, eyebrows,eyelashes, of oth materials	116 152	313 825	3 440 298	9 940 307
6801000000	Setts, curbstones & flagstones, of natur als stone (except slate)	1 176 926	2 793 394	772 289	1 823 543
6802100000	Tiles, cubes, similar articles, square < 7 cm, artif colored, chipping & powder	198 677	521 765	153 474	371 017
6802210000	Oth monmental/building stone of marble, travertine, alabaster, simple	1 573 284	4 547 977	926 111	2 566 111
6802230010	Oth monmental/building stone of granit with polished slabs	550	550	1 374	1 374
6802230090	Oth monmental/building stone of granit with not polished slabs	30 102	34 885	26 996	32 886
6802291000	Monumental/building stone of oth calcare ous stone, simply cut/sawn	25 026	56 834	12 349	44 431
6802299000	Monumental/building stone of oth stone, simply cut/sawn with a flat surface	965 789	2 871 689	813 239	2 066 265
6802911000	Oth article monumental/building of marble	364 440	1 128 251	374 521	1 222 630
6802919000	Oth article monumental/building of travertine & alabaster	73 517	255 176	87 554	231 266
6802920000	Oth article monumental/building of calcareous stone	-	9 000	-	1 539
6802930000	Oth article monumental/building of granite	216 693	695 734	251 867	766 852
6802990000	Oth article monumental/building of oth stones,not marble/travertine/granit	1 732 935	4 646 612	1 006 764	2 490 429
6804100000	Millstones & grindstones for milling, grinding & pulping	332 075	1 064 874	751 072	2 548 508
6804210000	Oth millstone/grindstone for grinding of agglomerated synt/natural diamond	16 039	25 585	659 825	1 822 492
6804220000	Oth millstone/grindstone of oth agglomer abrasv/cramc for grinding wheel&the like	48	565	5 075	8 655
6804230000	Oth millstone/grindstone of naturl stone for grinding wheel&the like	249 453	958 581	42 511	95 337
6804300000	Hand sharpening/polishing stones	305	371	1 976	2 019
6805100000	Natural/artificial abrasive powder/grain on a base of woven textile fabric only	23 096	67 544	172 873	487 647
6805200000	Natural/artificial abrasive powder/grain on a base of paper/paperboard only	4 402	4 720	22 335	24 237
6805300010	Natural/artificial abrasive powder/grain on a base of polishing discs	24	371	380	4 118
6805300090	Natural/artificial abrasive powder/grain on a base of oth materials, not polishin	19 096	38 326	112 622	226 385
6806100000	Slag wool, rock wool & similar mineral wools in bulk/sheets/rolls	523 558	1 335 756	570 159	1 489 094
6806900000	Mixture&article of heat/sound insulating or sound absorb mineral waters	72 790	228 793	35 617	78 836

Tabel 3 : Ekspor Indonesia menurut Komoditi (Kode HS 10 digit)
Export of Indonesia by Commodity (10 digit of HS Code)

Maret 2016
March

Kode H S H S Code	Uraian golongan barang Group description	Berat bersih / Net weight (Kg)		Nilai / Value F.O.B. (U S \$)	
		Bulan ini Current month	Kumulatif Cum. Jan. to date	Bulan ini Current month	Kumulatif Cum. Jan. to date
(1)	(2)	(3)	(4)	(5)	(6)
6807901000	Articles of asphalt/of similar material of tiles, not in rolls	554	727	849	993
6807909000	Articles of asphalt/of similar material of oth tiles, not in rolls	497 975	640 487	233 190	323 290
6808001000	Roofing tiles, panels, boards,blocks & similar articles of coir fibres/straw	897	3 617	14 749	41 875
6808009000	Chips,particles,sawdust or oth waste of wood, agglomer with cement/plaster	377 125	1 955 455	178 546	781 659
6809110000	Board,sheet,panels,tiles,reinforced with paper/board only	5 212 116	13 135 024	847 479	2 153 807
6809191000	Oth articles of plaster/of compositions based on plaster of tiles	-	300	-	135
6809199000	Oth articles of plaster/of compositions based on plaster of oth tiles	68 761	145 393	161 223	344 373
6809909000	Oth articles of plaster/cmpositions based on plaster, not dental moulds	22 786	51 321	5 795	11 777
6810110000	Building blocks & bricks	2 569 055	7 491 835	172 294	489 612
6810191000	Tiles, reinforced or not	1 708 241	4 173 521	328 480	789 420
6810199000	Flagstones, reinforced or not	363 967	877 501	150 196	460 915
6810910010	Concrete building piles for building or civil engineering	75 000	122 300	12 000	31 995
6810910090	Oth prefabricated structural components for building or civil engineering	2 027 050	14 718 206	319 377	2 397 573
6810990000	Oth prefabricated structural components, reinforced or not	402 165	1 046 665	437 854	1 204 970
6811401000	Corrugated sheets containing asbestos	-	326 728	-	60 840
6811402900	Floor or wall tile containing oth asbestos, not plastics	23 865	26 737	8 547	11 734
6811403000	Tubes or pipes containing asbestos	25	810	145	733
6811409000	Oth articles of asbestos cement	195	2 435	207	2 106
6811829000	Floor or wall tile of cellulose fibre- cement, not containing asbestos/plastics	1 801 502	4 310 195	363 314	854 451
6811899000	Other article of cellulose fibre cement, not tubes/pipes/pipes fittings	468 500	1 223 635	114 224	295 643
6812802000	Clothing of crocidolite fibres	-	90	-	300
6812805000	Cloth accessories,footwear&headgear fabricated crocidolite fibres	22	46	2 000	2 675
6812809000	Oth articles of crocidolite fibres	-	25	-	10
6812919000	Clothing accessories,footwear&headgear of oth crocidolite fibres	-	1	-	20
6812930000	Compressed asbestos fibre jointing of oth crocidolite fibres in sheets or roll	-	974	-	10 469
6812999000	Oth fabricat asbes fibres of oth croci, not fabricate/floor/wall tiles	5 387	8 662	32 242	41 113
6813201000	Brake lining&pad of friction material and articles,containing asbestos	-	120	-	2 766
6813209000	Oth thn brake lining&pad of friction material and article,containing asbestos	27	27	237	237
6813810000	Brake lining&pad of friction material&article,not containing asbestos	137 868	254 500	409 069	834 419
6813890000	Oth thn brake lining&pad of friction material&article,not containing asbestos	48 812	118 253	669 055	1 907 013
6814100010	Worked mica&article of mica,agglomerated ,sheets,strips, simply cut to shape	-	28	-	150
6814900090	Oths worked mica & articles of mica	317	12 661	1 052	16 348
6815101000	Yarn/thread non-electrical articles graphite/carbon	289	2 077	1 427	1 906
6815102000	Bricks,paving slabs,floor tiles,etc non electrical articles graphite/carbon	315 042	687 845	257 436	580 722
6815109100	Carbon fibres, etc non electrical articles graphite/carbon	-	68 621	-	53 083
6815109900	Oth non electrical articles graphite or carbon	9 831	24 567	36 229	94 731
6815200000	Articles of peat	18 120	23 680	6 598	9 782
6815910000	Articles of stone, contents magnesite, dolomite/chromite	88 000	303 897	11 616	48 046
6815990000	Oth articles of stone,oth thn content magnesite,dolomite/chromite	705 260	1 620 659	470 645	1 155 802
6901000000	Bricks,blocks,tiles & oth ceramic goods of siliceous fossil meals/of similar	129 731	388 955	42 060	108 435

Tabel 3 : Ekspor Indonesia menurut Komoditi (Kode HS 10 digit)
Export of Indonesia by Commodity (10 digit of HS Code)

Maret 2016

March

Kode H S H S Code	Uraian golongan barang Group description	Berat bersih / Net weight (Kg)		Nilai / Value F.O.B. (U S \$)	
		Bulan ini Current month	Kumulatif Cum. Jan. to date	Bulan ini Current month	Kumulatif Cum. Jan. to date
(1)	(2)	(3)	(4)	(5)	(6)
6902200000	Goods of siliceous cont by weight,singly or together alumina,silika,or mixt >50%	54	90 912	588	53 445
6902900000	Goods of siliceous cont by weight, of oth metals compound	45 750	211 142	2 025	35 141
6903100000	Oth refractory ceramic goods cont by weight,graphite/carbon,or a mixture>50%	-	7 200	-	11 113
6903200000	Oth refractory ceramic goods cont by weight,alumina/silica, or a mixture>50%	12 650	402 850	20 032	770 201
6903900000	Oth refractory ceramic goods cont by weight, oth metal compound > 50%	6 331	12 209	42 374	89 054
6904100000	Ceramics building bricks	33 730	195 436	17 863	32 304
6904900000	Flooring blocks, support/filler tiles & the like	183 128	889 649	94 331	349 230
6905100000	Roofing tiles of ceramic	256 561	646 557	58 447	160 710
6905900000	Chimney-pot,cowl,chimney liner, architect ornament&oth ceramic constr	4 712	37 725	1 717	37 921
6906000000	Ceramic pipes, conduits, guttering, pipe fittings	-	136	-	566
6907101000	Paving,hearth/wall tiles,rectangle, circle<7cm,unglazed	2 375	10 785	345	2 467
6907109000	Oth thn Paving,hearth/wall tiles, rectangle,circle<7cm,unglazed	89	1 170	47	449
6907901000	Paving,hearth/wall tiles,rectangle, circle>7cm,unglazed	371	1 597 504	199	632 934
6907909000	Oth thn tile,cube&similar article, whether/not rectang,circle<7cm,unglazed	925 662	2 413 753	305 821	893 904
6908101000	Paving,hearth/wall tiles,rectangle, circle<7cm,glazed	330 817	12 123 272	306 268	4 790 107
6908109000	Oth thn Paving,hearth/wall tiles, rectangle,circle<7cm,glazed	11 214 273	18 368 506	2 197 098	3 524 451
6908901100	Paving,hearth/wall tiles of plain tiles, rectangle,circle>7cm,glazed	1 295 176	6 196 395	316 206	1 536 082
6908901900	Oth thn paving,hearth/wall tiles of plai tiles,rectangle,circle>7cm,glazed	1 655 645	6 761 664	312 731	1 299 077
6908909100	Paving,hearth/wall tile of oth thn plain tile,rectang,rcle>7cm,glazed	230 029	2 769 152	73 770	1 006 580
6908909900	Oth thn paving,hearth/wall tile of oth thn plain tile,rectang,rcle>7cm,glazed	11 481 210	22 285 685	3 699 637	7 052 257
6909110000	Ceramic of porcelain or china for laboratory,chemical or oth tech	310 518	949 123	1 190 757	3 624 704
6909120000	Artcle having a hardnss=>9 Mohs for laboratory,chemical or oth tech	205	1 758	165 336	213 206
6909190000	Oth ceramic wares for laboratory, chemical/oth technical uses	713 018	2 177 924	7 117 502	20 818 114
6909900000	Oth thn ceramic wares for laboratory, chemical/oth technical uses	68 781	166 580	88 606	282 251
6910100000	Ceramic sinks, wash basins, wash basin of porcelain/china	655 975	1 931 456	1 803 299	5 264 392
6910900000	Ceramic sinks, wash basins, wash basin of oth thn porcelain/china	120 345	319 345	147 149	406 983
6911100000	Tableware & kitchenware of porcelain/ china	1 656 437	4 785 793	7 075 999	20 867 576
6911900000	Oth household, toilet articles of porcelain/china	28 268	86 105	29 850	88 216
6912000000	Tableware & kitchenware, oth household toilet art, oth than porcelain/china	431 424	1 535 706	1 277 624	4 533 086
6913109000	Oth thn ornamental cigarette box&ashtray of porcelain or china	48 755	109 809	109 314	223 252
6913909000	Oth thn ornamental cigarette box&ashtray of oth thn porcelain or china	169 366	488 669	590 919	1 302 632
6914100000	Oth ceramic articles of porcelain/ china	9 469	23 763	54 532	166 756
6914900000	Oth ceramic articles of oth than porcelain/china	344 421	899 027	319 617	919 588
7002100000	Glass in balls	-	65	-	789
7002311000	Fused quartz/oth fused silica for vacuum tubes	200	5 980	2 000	10 667
7002319010	Fused quartz/oth fused silica for vial or ampoules industry	-	181	-	883
7002319090	Glass in ball,tube of fused quartz/oth fuse silca,oth thn boro silict glas tube	5	1 242	100	2 763
7003129000	Oth non-wired sheets colored glass	26 308	31 910	101 671	105 518
7003199000	Oth non-wired sheets not colored glass	17 791	18 631	9 291	9 928
7003200000	Cast glass and rolled glass,wired sheets	-	2	-	42
7004209000	Optical drawn, blown glass, optically worked,flashed,opacified, absorbent	1 768	2 693	12 971	19 722

Tabel 3 : Ekspor Indonesia menurut Komoditi (Kode HS 10 digit)
Export of Indonesia by Commodity (10 digit of HS Code)

Maret 2016
March

Kode H S H S Code	Uraian golongan barang Group description	Berat bersih / Net weight (Kg)		Nilai / Value F.O.B. (U S \$)	
		Bulan ini Current month	Kumulatif Cum. Jan. to date	Bulan ini Current month	Kumulatif Cum. Jan. to date
(1)	(2)	(3)	(4)	(5)	(6)
7004909000	Oth optical drawn,blown glass,optically worked,flashed,opacified,absorbent	10 539	33 975	14 751	86 149
7005101000	Optical float glass,not optically worked ,flashed,opacified,absorbent	10 783 748	29 754 381	4 204 695	9 901 605
7005109000	Oth non-wired glass,absorbent reflecting/non-reflecting layer	1 450 405	4 262 872	1 115 438	3 203 554
7005211000	Oth non-wired glass, colored, opacified optical glass, not optically worked	7 354 512	19 244 846	2 429 426	6 335 731
7005219000	Oth non-wired glass, colored, optically worked, flashed, opacified	14 416 725	42 254 440	5 355 154	15 399 201
7005299000	Oth non-wired glass, not colored, optically worked	2 702 950	5 077 564	844 163	1 564 665
7005300000	Float glas&surface ground/polish glas, wired glass	26 119	28 724	189 186	203 852
7006009000	Optical glass, optically worked for glass of heading 70,03,70.04,70.05	6 941	77 295	17 971	159 523
7007111000	Toughened (tempered) safety glass suitable for vehicles of chapter 87	181 961	466 429	567 367	1 469 175
7007199000	Toughened (tempered) safety glass suitable for oth machinery	226 131	507 502	174 333	488 564
7007211000	Laminated safety glass suitable for vehicles of chapter 87	388 522	1 198 379	898 996	2 606 310
7007299000	Laminated safety glass suitable for oth machinery	487 725	1 466 293	488 271	1 261 149
7008000000	Multiple-walled insulating units of glass.	3 255	6 795	17 736	33 033
7009100000	Rear-view mirrors for vehicles	12 099	50 765	303 317	915 339
7009910000	Glass mirros, unframed	871 122	2 636 075	561 539	1 721 287
7009920000	Glass mirros, framed	131 155	351 552	597 199	1 621 507
7010100000	Ampoules of glass	21 330	55 189	203 956	522 832
7010200000	Stoppers, lids & oth closures of glass	30 906	52 695	49 511	75 383
7010904000	Bottles&vials for antibiotics,serums, oth injectables,intravenous infus	99 056	316 304	758 665	2 213 652
7010909000	Oth bottles for intravenous fluids of glass	2 112 535	5 405 356	1 035 880	2 594 213
7011101000	Stem for electric lighting	546	2 347	13 232	56 849
7011109000	Glass envelops for electric lighting oth than stem	-	27	-	29
7011200010	Television tubes, cathode-ray tubes	224	641	1 545	4 350
7011900000	Oth glass envelopes, bulbs,tubes,open, glass parts thereof,without fitting	-	384	-	75
7013100000	Glassware of a kind used for table, kitchen, toilet, office of glass-ceramic	116 636	476 172	116 874	472 764
7013220000	Stemware drinking glasses,oth thn glass ceramics, of lead crystal	1 039	2 083	10 637	21 763
7013280000	Stemware drinking glasses, neither glass-ceramics nor lead crystal	184 947	594 652	125 806	398 105
7013330000	Other drinking glasses, of lead crystal	-	10	-	25
7013370000	Other drinking glasses, neither glass-ceramics nor lead crystal	733 028	2 045 547	535 220	1 373 612
7013410000	Glassware for table (not drinking glass) kitchen purpose,of lead crystal	-	1 430	-	721
7013420000	Glassware for table (not drinking glass) ktchn,linear coef<5x10-6/Kelvin,0-3000C	1 929 597	4 803 758	1 465 630	3 599 256
7013490000	Oth glassware for table(not drink glass) kitchen purposes, not ceramics	5 037 760	13 185 278	3 352 925	8 656 152
7013990000	Other glassware of not lead crystal	444 747	1 560 305	1 030 608	2 825 271
7014001000	Signalling glassware&optical element for motor vehicles,not thse of heading 70.15	-	100	-	2 121
7015100000	Glasses for corrective spectacles	4 892	10 678	106 029	221 797
7015901000	Clock or watch glasses	1	16	6	8 760
7015909000	Glasses for non-corrective spectacles; hollow glass spheres & their segments	3	3	32	32
7016100000	Glass cubes&oth glass smallwares, for mosaics or decorative purposes	20	1 415	81	22 298
7016900000	Oth articles of moulded glass; leaded lights; multicellular & smlr forms	1 528 764	3 833 491	651 066	1 669 328
7017109000	Laboratory or pharmaceutical glass of fused quartz or oth fused silica;othe	100	100	9 525	9 525
7017200000	Laboratory, hygienic/pharmaceutical with coef< 5x10-6/kelvin, 0 - 3000 c	7 312	17 621	137 603	283 743

Tabel 3 : Ekspor Indonesia menurut Komoditi (Kode HS 10 digit)
Export of Indonesia by Commodity (10 digit of HS Code)

Maret 2016

March

Kode H S H S Code	Uraian golongan barang Group description	Berat bersih / Net weight (Kg)		Nilai / Value F.O.B. (U S \$)	
		Bulan ini Current month	Kumulatif Cum. Jan. to date	Bulan ini Current month	Kumulatif Cum. Jan. to date
(1)	(2)	(3)	(4)	(5)	(6)
7017900000	Laboratory,hygienic/pharmaceutical glassware,nor fused quartz/fused silica	2 081	8 511	75 283	197 559
7018100010	Glass beads	9 987	18 641	61 314	259 678
7018100090	Imitation precious & glass smallwares	6 804	21 616	30 749	91 700
7018900000	Glass eyes, not prsthtc artcls, ornamnt of lamp-worked glass,not imittn jewellery	1 756	7 166	12 151	34 946
7019120000	Rovings of glass fibres	-	11	-	150
7019199000	Sliver of glass fibres	3 999	20 934	22 221	61 383
7019310000	Mats of glass fibres	6 673	40 806	11 814	68 607
7019399000	Mattresses,boards and similar nonwoven products of glass fibres	7 609	14 667	72 554	138 688
7019400000	Woven fabrics of glass fibres rovings	-	150	-	5 239
7019510000	Oth woven fabric,of a width <= 30 cm	-	1 755	-	10 325
7019520000	Oth woven fabric,of a width>30cm plain weave,wght<250g/m2 of filamen	16 416	32 569	36 044	71 813
7019590000	Oth woven fabric,of a width > 30 cm	55	55	527	527
7019901000	Glass fibres	3 245	15 849	49 081	75 924
7019909000	Other articles of glass fibres	25 861	26 380	14 109	15 613
7020001100	Glass moulds for the manufacture of acrylic goods	6	221	9	573
7020001900	Glass moulds for other purposes	39 916	114 106	122 610	353 091
7020003000	Glass inner for vacuum flasks/oth vacuum vessels	22	1 191	44	710
7020004000	Evacuated tubes for solar energy collectors	-	804	-	30 665
7020009900	Other articles of glass.	25 212	99 645	54 847	157 117
7101100000	Natural pearls	773	1 153	5 049 427	7 573 586
7101210020	Cultured pearls,salt water,unworked	30	30	101 017	101 017
7101220020	Cultured pearls,salt water,worked	-	1	-	1 500
7103990000	Oth rubies, sapphires & emeralds, worked	7 893	11 151	36 980	55 084
7106100000	Silver powder	962	27 918	465 812	12 816 398
7106910000	Silver, unwrought	13 256	13 256	6 440 430	6 440 430
7106920000	Silver, semi-manufactured	187	676	111 923	400 270
7108110000	Gold powder	-	3 013	-	110 149 801
7108120010	Gold in lumps, ingots or cast bars	2 763	5 959	110 467 515	228 604 982
7108120090	Gold,not in lumps, ingots or cast bars, oth unwrought forms	17	57	654 206	2 064 671
7110390000	Rhodium, wrought	-	1	-	36
7111009000	Base metals, clad with platinum semi-manufactured	-	8	-	8 338
7112910000	Waste & scrap of gold, incl. metal clad with gold	103	1 320	103 306	12 984 194
7112920000	Waste & scrap of platinum,incl. metal clad with platinum	14	15	298 705	324 575
7112991000	Waste & scrap of silver,incl. metal clad with silver	451	1 574	214 003	727 166
7112999000	Waste & scrap of oth precious metal	130 904	414 650	81 161 968	225 573 902
7113111000	Parts of jewellery of silver	3 793	17 396	864 569	5 851 217
7113119000	Jewellery of silver	5 379	14 619	3 255 209	6 716 198
7113191000	Parts of jewellery of other precious met	92	402	3 818 000	14 498 045
7113199000	Jewellery of other precious metal	14 209	41 868	536 636 585	1 476 298 334
7113209000	Jewellery of base metal, clad with precious metal	77	190	60 065	139 889
7114110000	Articles of silversmiths wares of silver whether or not plated or clad	974	1 806	118 087	335 703
7114190000	Articles of goldsmiths wares of oth precious metal,	45	68	144	237
7114200000	Articles of gold&silversmiths wares of base metals, clad with precious metal	-	263	-	7 972
7115901000	Other articles of golds or silver	277	2 087	100 168	812 281
7115909000	Oth articles of precious metal/of metal clad with precious metal	12	30	2 899	4 595
7116100000	Articles of natural/cultured pearls	-	14	-	121
7116200000	Articles of precious/semi-precious stones(natural/synthetic/reconstructed)	7 690	29 743	14 162	52 679
7117111000	Parts cuff-links and studs, of base metal, whether or not plated	69	613	29 019	30 202
7117119000	Cuff-links and studs of base metal whether/not plated with precious metal	2 312	5 890	37 907	121 190
7117191000	Bangles of base metal, whether or not plated with precious metal	1	88	16	5 659
7117192000	Other imitation jewellery of base metal whether or not plated w/ prec metal	23 167	59 233	1 189 140	3 481 743

Tabel 3 : Ekspor Indonesia menurut Komoditi (Kode HS 10 digit)
Export of Indonesia by Commodity (10 digit of HS Code)

Maret 2016

March

Kode H S H S Code	Uraian golongan barang Group description	Berat bersih / Net weight (Kg)		Nilai / Value F.O.B. (U S \$)	
		Bulan ini Current month	Kumulatif Cum. Jan. to date	Bulan ini Current month	Kumulatif Cum. Jan. to date
(1)	(2)	(3)	(4)	(5)	(6)
7117199000	Parts of oth imitation jewellery of base metal,whether/not plated w/ prec metal	24 173	49 250	289 599	593 301
7117901100	Bangles,wholly of plastic or glass	6 045	9 757	28 115	106 862
7117901200	Bangles,wholly of wood,tortoise shell, ivory,bone,horn,coral,pearl,vgtbl/minral	3 394	9 388	32 049	87 657
7117901900	Other bangles	6	430	296	3 397
7117902100	Other imitation jewellery wholly of plastics or glass	200	2 176	4 069	9 399
7117902200	Oth imitatn jwllry of wood,bone,tortoise shel,ivory,horn,coral,pearl,vgtbl/minral	2 246	4 561	7 958	26 761
7117902900	Other imitation jewellery	199	1 258	4 119	53 900
7117909200	Part of imitat jwlrly of wood,bone,trtois shel,ivory,horn,coral,pearl,vgtbl/minral	505	1 373	6 335	33 832
7117909900	Oth part of imitation jwllry	5 221	19 096	116 113	509 927
7118109000	Oth coin (not gold coin), not being legal tender	49	549	3 336	3 736
7118909000	Oth coin (oth than gold/silver coin)	-	10	-	18 330
7201100000	Non-alloy pig iron cont. by weight 0.5% or less of phosphorus	2 328 280	23 167 178	630 678	4 729 823
7201500000	Alloy pig iron; spiegeleisen	79 360 000	128 509 693	70 315 637	110 884 066
7202300000	Ferro-silico-manganese	3 159 190	6 106 480	2 211 199	4 254 303
7202410000	Ferro-chromium, cont. by weight more than 4% of carbon	240 000	500 000	658 219	1 293 842
7202600000	Ferro-nickel	6 091 436	18 776 516	10 852 490	31 987 231
7202990000	Other ferro-alloys	-	250 000	-	215 250
7203900000	Other ferrous products	-	91	-	1 990
7204100000	Waste and scrap of cast iron	560 886	1 652 517	115 280	427 582
7204210000	Waste and scrap of stainless steel	3 277 124	9 408 351	2 460 527	7 563 248
7204490000	Other ferrous waste and scrap :	89 818	209 864	23 995	59 885
7205100000	Granules of pig iron, spiegeleison, iron or steel	13 900	18 707	19 594	26 949
7205290000	Powder of pig iron, spiegeleison, iron or steel (oth than alloy steel)	70 479	70 829	95 247	95 497
7206900000	Iron and non-alloy in primary form other than ingots	2 295	6 401	11 628	34 108
7207121000	Slabs of iron/non alloy, cont.< 0,25% of carbon, other than square	68 466 320	167 196 600	17 289 898	41 840 491
7207129000	Oth semi-finished iron/non-alloy cont.< 0,25% carbon ,rectnglr,not square	163	1 733	340	3 463
7207190000	Oth semi-finished iron/non-alloy cont.< 0,25% of carbon	453 865	528 312	138 416	176 944
7207209900	Oth semi-finished iron/non-alloy cont.by weight 0,25%<=carbon<=0,6%	89	504	7	33 679
7208100000	Flat-rolled iron/nas,relief,hot rolled width > 600 mm	59	46 859	4 355	24 043
7208271000	Flat-rolled iron/nas,pickled,hot rolled width>600mm,of a thick<2 mm	71	631	1 708	9 702
7208279000	Flat-rolled iron/nas,pickled,hot rolled width>600mm,of a 2mm<thick<3mm	-	20 671	-	49 731
7208360000	Flat-rolled iron/nas,hot rolled width>600 mm, thick>10 mm	355 460	870 470	106 954	262 230
7208370000	flat-rolled iron/nas,hot rolled width >600 mm, of a 4,75< thick< 10mm	1 379 330	3 585 020	413 320	1 079 753
7208380000	flat-rolled iron/nas,hot rolled width >600 mm, of a 3< thick< 4,75 mm	93 990	183 810	32 411	59 492
7208390000	Flat-rolled iron/nas,hot rolled width >600 mm, thick< 3 mm	617 480	3 303 310	184 627	994 404
7208400000	Flat-rolled iron/nas,not in coils relief,hot rolled	21 360	332 950	10 688	151 953
7208510000	Flat-rolled iron/nas,width>600 mm, of a thickness>10 mm,hot rolled	18 361 885	51 940 832	5 517 548	17 106 544
7208520000	Flat-rolled iron/nas, width >600 mm, 4,75 < thickness < 10 mm,hot rolled	11 947 337	33 684 481	3 733 309	10 364 324
7208530000	Flat-rolled iron/nas, width >600 mm, 3 < thickness < 4,75 mm,hot rolled	512 843	1 794 136	163 597	569 126
7208540000	Flat-rolled iron/nas,hot rolled width >600 mm, thickness < 3 mm	438 554	1 561 020	139 922	495 182
7208900000	Other Flat-rolled iron/nas	12 220	21 869	8 246	46 201
7209160090	Flat-roll,in coils,pickled/not,cold-roll 1<thick<3mm,width>1250 mm	-	9 038	-	149 417
7209170010	Flat-roll,in coils,pickled/not,cold-roll 0.5<thick<1mm,600<width<1250 mm	310	4 190	312	3 690

Tabel 3 : Ekspor Indonesia menurut Komoditi (Kode HS 10 digit)
Export of Indonesia by Commodity (10 digit of HS Code)

Maret 2016
March

Kode H S H S Code	Uraian golongan barang Group description	Berat bersih / Net weight (Kg)		Nilai / Value F.O.B. (U S \$)	
		Bulan ini Current month	Kumulatif Cum. Jan. to date	Bulan ini Current month	Kumulatif Cum. Jan. to date
(1)	(2)	(3)	(4)	(5)	(6)
7209170090	Flat-roll,in coils,pickled/not,cold-roll 0.5<thick<1mm,width>1250 mm	26 466	78 885	36 312	113 167
7209260090	Flat of iron/non-alloy, not coil,cold rolled,1 mm<thickness<3mm,width>1,250 mm	-	2 990	-	3 443
7209270090	Oth flat of iron/non-alloy,not in coil, cold rolled,0.5mm =< thickness<1 mm	27 675	79 987	35 329	105 210
7209909000	Flat of iron/non-alloy, cold-rolled, other than corrugated form	-	748	-	303
7210119000	Flat-rolled of iron/nas,carbon< 0.6%, plated or coated with tin,thick > 0,5mm	768	516 178	551	310 546
7210121000	Flat-rolled of iron/nas,carbon>=0.6%, plated or coated with tin,thick < 0,5mm	805 200	805 200	305 976	305 976
7210129000	Flat-rolled of iron/nas,carbon<0.6%, plated or coated with tin,thick < 0,5mm	200	300	65	140
7210209000	Flat-rolled of iron/nas,carbon>=0.6% plated or coated with lead, thick >1,5mm	6 415	17 172	11 385	28 578
7210301100	Flat-rolled of iron/nas,carbon<0.6% plated with electrolitically,thick<1,2mm	-	356 650	-	187 256
7210309900	Flat-roll of iron/nas,crbon>=0.6%plated with electrolitically,1.2mm<thick	580	652	720	818
7210411100	Flat-rolled,iron/nas,othws plated zinc corrugated,thick<=1.2mm,wght<0.6%carbon	8	26 644	16	3 019
7210491200	Flat-rolld,iron/nas,othws plat zinc-iron not crrgtd,1.2mm>=thick,wght>=0.04%crbon	363 383	1 162 751	282 434	948 547
7210500000	Flat-rolled iron/non-alloy plated with cromium & or chromium oxides	362 177	1 632 094	477 714	2 140 045
7210611100	Flat-rolld,iron/nas,plated alumnm-zinc, 1.2mm>thickness,weight<0.6%carbon	161 172	316 612	110 149	208 038
7210619900	Flat-rolld,iron/nas,plated alumnm-zinc, 1.2mm<=thickness,weight>=0.6%carbon	3 367	3 367	7 581	7 581
7210701000	Flat-rollof iron/nas,painted, varnished, coated plastics,carbon<0.6%,thick<=1.5mm	1 063 589	3 113 887	1 115 812	3 228 982
7210709000	Flat-rollof iron/nas,painted, varnished, coated plastics,carbon<0.6%,thick>1.5mm	100	100	200	200
7210909000	Flat-rollof iron/nas,plated,coated oth metal,carbon<0.6%,thick>1.5mm	65 157	186 539	157 043	513 368
7211141900	Oth flatroll,iron/nas,HR,notclad, 4.75mm<=thick<=10mm	430	430	221	221
7211192200	Flatroll,iron/nas,HR,notclad,corrugted, thick<2mm,crbon<0.6%	155	259	120	201
7211192900	Flatroll,iron/nas,HR,notclad, 2mm>thick>0.17mm	-	14 412	-	21 620
7211231000	Flatroll,iron/nas,CR,notclad,crbon<0.25% corrugated	5 375	5 375	24 417	24 417
7212109900	Flat-rolled,iron/nas,plated w/ tin,clad, 400mm<width<600mm,carbon>=0.6%	-	5 059	-	1 550
7212209000	Oth flat-rolled,iron/nas, electroltclly zinc	-	566	-	3 281
7212301000	Flat-rolled,iron/nas,plated zinc,clad, width<=400mm,hoop&strip	309	309	1 108	1 108
7212309900	Flat-rolled,iron/nas,plated iron-zinc, carbon>=0.04%,thick<=1.5mm,clad	100	100	366	366
7212609000	Flat-rolled iron/not alloy, clad	210	216	70	302
7213200000	Other bars, rods, hot-rolled , in irreg. of free-cutting steel	20 000	40 610	21 905	51 810
7213911000	Bar,hot-roll,irreg. wound coil,iron/non- alloy steel,less 14mm,for solder stick	148 912	2 251 696	63 675	962 050
7213912000	Bar,hot-roll,irreg. wound coil,iron/non- alloy steel,less 14mm,for concrete/rebar	-	5 167 530	-	1 823 605
7213919000	Oth Bar,hot-roll,irreg. wound coil,iron/ non-alloy steel,oth free-cutting steel	-	132 433	-	81 574
7214101100	Oth bars,rods of iron, non-alloy steel forged,carbon<0.6%,circlr cross-section	-	3 850	-	3 047
7214101900	Oth bars,rods of iron, non-alloy steel forged,carbon<0.6%,not circular	27 766	76 220	100 188	273 982
7214102900	Oth bars,rods of iron, non-alloy steel forged,carbon >= 0.6%,not circular	-	24 000	-	13 560
7214203100	Cont. indentation,rib,groove,carbon<0.6% circ. cross-section,for concrete/rebar	-	324 720	-	184 666

Tabel 3 : Ekspor Indonesia menurut Komoditi (Kode HS 10 digit)
Export of Indonesia by Commodity (10 digit of HS Code)

Maret 2016
March

Kode H S H S Code	Uraian golongan barang Group description	Berat bersih / Net weight (Kg)		Nilai / Value F.O.B. (U S \$)	
		Bulan ini Current month	Kumulatif Cum. Jan. to date	Bulan ini Current month	Kumulatif Cum. Jan. to date
(1)	(2)	(3)	(4)	(5)	(6)
7214203900	Cont. indentation,rib,groove,carbon<0.6% circ. cross-sect. not for concrete/rebar	748 560	1 991 079	306 235	853 812
7214206900	Cont.indentation,rib,groove,carbon>=0.6% not circ.cros.sec.not for concrete/rebar	-	12 926	-	2 745
7214911010	Concrete steel, hot-rolled,hot-drawn , hot-extruded, carbon < 0.6%	264 213	583 263	98 005	220 896
7214911090	Other bars & rods, hot-rolled,hot-drawn or hot-extruded, carbon < 0,6 %	551	553	601	612
7214912010	Concrete steel, hot-rolled,hot-drawn , hot-extruded, carbon >= 0.6%	-	55	-	30
7214912090	Other bars & rods, hot-rolled,hot-drawn or hot-extruded, carbon >= 0,6 %	-	33	-	140
7214991010	Carbon,oth than of circular cross- section: concrete steel	183 309	418 504	51 247	148 651
7214991090	Oth. carbon, other than of circular cross-section	-	900	-	44
7214999010	Oth. carbon, other than of circular cross-section concrete steel	154 828	356 114	60 622	131 680
7214999020	Oth. carbon, other than of circular cross-sect:shaft bars; manganese steel	-	3 804	-	3 885
7214999090	Oth.Than Concrete steel, Shaft bars, manganes steel	424	374 846	196	110 937
7215100000	Oth bars & rods of iron/non-alloy steel free-cutting steel,cold-formed/finished	1 507	6 508	849	3 366
7215501000	Oth bars & rods of iron/non-alloy steel containing by weight 0.6% or more of	23 974	23 974	28 058	28 058
7215509900	Oth bars & rods of iron/non-alloy steel, cont.carbon<0.6%,not for concrete/rebar	28 806	43 943	79 860	96 383
7215909000	Manganese steel/shaft bars,containing by weight less than 0.6% of carbon	4 700	7 141	953	2 447
7216100000	U, i or h sections , not further worked than hot-rolled, of a height < 80 mm	350	1 450	210	354
7216210000	L section of iron/non-alloy steel, not worked than hot-rolled,of a height<80 mm	488	1 602	549	1 350
7216220000	T section of iron/non-alloy steel, not worked than hot-rolled,of a height<80 mm	222 740	1 063 102	113 172	591 962
7216310000	U, l or H sections, not further worked U sections	-	143	-	92
7216320000	U, l or H sections, not further worked l sections	179 796	593 922	101 111	324 241
7216330000	U, l or H sections, not further worked H sections	292 016	345 724	177 391	206 445
7216400000	L/T sect,not further work than hot-roll hot-drawn/extrud,a height of 80mm /more	164	49 136	76	20 645
7216501000	Oth angles,shapes§ions,not further of a height of less than 80 mm	17 704	27 009	13 143	21 037
7216509000	Oth angles, shapes & sect,not further of a height of more than 80 mm	6 540	79 205	5 400	66 294
7216990000	Oth angles,shapes§,not further work oth than cold form/finish,flat roll prod	16 479	264 724	11 426	88 201
7217101000	Wire of iron/non-alloy steel,not platd/ coated,cont.carbon < 0.25% by weight	14 975	31 327	28 191	58 806
7217102200	Wire: bead,flat hard steel reed,prestres concrete steel,0.25%>cont.carbon<0.6%	8 640	8 640	28 397	28 397
7217102900	Other wire of iron or non-alloy steel, not plate/coated, 0.25% =< carbon < 0.6%	2 493	6 905	861	2 456
7217103110	Prestressed concrete steel wire, contain carbon>=0.6% by weight	-	628 620	-	463 064
7217103190	Wire: spokes,bead,reed,free cut.steel contain carbon>=0.6% by weight	220	220	320	320
7217103900	Other wire of iron or non-alloy steel, not plated/coated, cont. carbon >= 0.6%	131 569	482 770	215 014	728 166
7217201010	Wire of iron/non-alloy steel,plated w/ zinc > 240gr/m2, cont.carbon < 0.25%	173 828	173 828	74 516	74 516
7217201090	Wire of iron/non-alloy steel,plated w/ zinc <= 240gr/m2, cont.carbon < 0.25%	-	423 430	-	199 056
7217209900	Oth than high carbonsteel core wire,for aluminium conduct steel reinforced(acsr)	1 954 872	4 813 936	1 466 375	3 716 933
7217301900	Wire of iron/non-alloy steel,plated or coated with out tin,cont.carbon <0.25%	-	28 476	-	40 455
7217303110	Copper alloy coated w/brass of pneumatic rubbers tyre	-	40 594	-	121 979

Tabel 3 : Ekspor Indonesia menurut Komoditi (Kode HS 10 digit)
Export of Indonesia by Commodity (10 digit of HS Code)

Maret 2016
March

Kode H S H S Code	Uraian golongan barang Group description	Berat bersih / Net weight (Kg)		Nilai / Value F.O.B. (U S \$)	
		Bulan ini Current month	Kumulatif Cum. Jan. to date	Bulan ini Current month	Kumulatif Cum. Jan. to date
(1)	(2)	(3)	(4)	(5)	(6)
7217303190	Copper alloy coated with other copper alloys of pneumatic rubbers tyre	3 583	15 291	6 150	21 430
7217303200	Wire of iron/non-alloy steel,plated/coat with tin, cont.carbon>=0.6%	-	54	-	28
7217909000	Oth wire iron/non-alloy steel,plate/coat with other metals, 0.25%>=cont.carbon	15	109	152	1 173
7218100000	Ingots & oth primary forms of stainless steel	9 200	9 200	8 971	8 971
7218990000	Oth semi-finished prod.of stainless steel	12 092	20 260	8 691	19 718
7219110000	Flat-roll prod of stainless steel,hot rolled,in coil of a thick exceed 10mm	749 690	1 753 375	360 901	1 010 743
7219140000	Flat-roll prod of stainless steel,hot rolled,in coil of a thickness<=3mm	28	28	790	790
7219310000	Flat-rolled prod.of stainless steel, cold rolled, of a thickness >= 4.75 mm	700	700	806	806
7219330000	Flat-rolled prod.of stainless steel, cold rolled, 1 mm < thickness < 3 mm	729 705	2 584 153	1 056 709	3 997 967
7219340000	Flat-rolled prod.of stainless steel, cold rolled, 0.5 mm =< thickness <= 1 mm	1 982 477	6 350 901	2 873 956	9 631 296
7219350000	Flat-rolled prod.of stainless steel, of a thickness < 0.5 mm	686 290	2 221 386	986 543	3 149 075
7219900000	Oth flat-roll prod.of stainless steel, thick>=1.5mm & <125mm patterns from roll	-	5 725	-	20 169
7220129000	Hoop & strip of stainless steel, hot rolled,of a thick < 4.75 mm,width>400mm	-	72	-	4 368
7220209000	Hoop & strip of stainless steel, cold rolled, width>400mm	-	149	-	957
7220901000	Hoop & strip of stainless steel, not cold rolled, width < 400mm	4 007	15 845	17 448	68 348
7220909000	Hoop & strip of stainless steel, not cold rolled, width > 400mm	158 214	434 165	901 274	2 521 806
7221000000	Bars & rods, hot-rolled,in irregularly wound coils, of stainless steel.	1	1 961	3	12 657
7222110000	Bars,rods, hot-rolled, in irregularly of circular cross-section	2	5	88	231
7222190000	Bars,rods, hot-rolled, in irregularly of not circular cross-section	-	24 842	-	40 246
7222201000	Bars,rods, cold-formed or cold-finished of circular cross-section	-	2 418	-	4 137
7222209000	Bars,rods, cold-formed or cold-finished of not circular cross-section	-	2	-	35
7222309000	Other bars and rods of not circular circular cross-section	-	114	-	893
7222409000	Angles,shapes§ions, further worked than hot-rolled,hot-drawn or extruded	9	3 009	103	982
7223000000	Wire of stainless steel having a cross- sectional dimension exceeding 13 mm	506 911	1 501 427	1 282 574	3 843 077
7224900000	Semi-finished prod. of oth alloy steel	20 752	28 848	30 078	99 630
7225110000	Grain-oriented of silicon-elect steel a width of 600 mm or more.	42 852	42 852	123 392	123 392
7225401000	Flat-roll high speed steel,width>=600mm, not further work th hot-roll,not in coil	-	5 000	-	1 425
7225409000	Flat-roll not high speed steel,w.>=600mm not further work th hot-roll,not in coil	-	1 940	-	1 089
7225509000	Flat-roll not high speed steel,w.>=600mm not further worked than cold-rolled	-	1 728	-	3 944
7225929000	Oth flat-roll not hi.sped stel,w.>=600mm otherwise plated or coated with zinc	-	59 541	-	17 449
7225999000	Oth flat-roll not hi.sped stel,w.>=600mm otherwise plated or coated with not zin	1	9 985	1	5 001
7226111000	Hoop & strip, grain-oriented of silicon electrical steel, of a width <= 400 mm	-	54 226	-	101 145
7226119000	Hoop & strip, grain-oriented of silicon elect steel, of a width >400 mm,<600mm	-	103 742	-	67 432
7226191000	Hoop,strip,oth than grain-orient of silicon elect steel,of a width<= 400 mm	127	2 494	84	2 214

Tabel 3 : Ekspor Indonesia menurut Komoditi (Kode HS 10 digit)
Export of Indonesia by Commodity (10 digit of HS Code)

Maret 2016

March

Kode H S H S Code	Uraian golongan barang Group description	Berat bersih / Net weight (Kg)		Nilai / Value F.O.B. (U S \$)	
		Bulan ini Current month	Kumulatif Cum. Jan. to date	Bulan ini Current month	Kumulatif Cum. Jan. to date
(1)	(2)	(3)	(4)	(5)	(6)
7226199000	Hoop,strip,oth than grain-orient of silicon elect steel,of width>400mm,<600m	-	200	-	200
7226919000	Hoop,strip of oth alloy steel,hot rolled width >400 mm, <=600mm	829 460	927 591	329 218	367 685
7226999900	Hoop&strip of oth alloy steel, w.>400mm& <=600mm,plated/coated w/out zinc	-	10	-	465
7228109000	Bars & rods, of high speed steel,not of circular a cross-section	5 134	13 259	47 337	118 282
7228301000	Oth bars&rods,of silico-manganese steel of circular cross-section	20 796	20 796	19 329	19 329
7228309000	Oth bars&rods,of silico-manganese steel not of circular cross-section	147	147	1 000	1 000
7228409000	Oth bars,rods,not further worked than forget, not of circular cross-section	-	100	-	1 977
7228501000	Oth bars,rods,not formed/cold finished of circular cross-section	-	14 124	-	304
7228609000	Other bars and rods : not of circular cross-section	58 090	58 090	21 784	21 784
7228709000	Angles,shapes§ions,oth bars&rods, cross-section,not hot-roll/drawn/extrude	-	9 630	-	13 523
7229200000	Wire of silico-manganese steel	3	3	25	25
7229901000	Wire of other alloy steel. of high speed steel	5 300	13 250	7 056	17 267
7229909010	Wire of other alloy steel. not of high speed steel,chromium>=0.5%	446 741	1 159 399	886 464	2 516 268
7229909090	Wire of other alloy steel. not of high speed steel,chromium<0.5%	96	1 115	522	24 813
7301100000	Sheet piling of iron or steel	272 046	344 840	487 093	691 264
7301200000	Angles, shapes and sections of iron or steel	333	37 787	432	49 632
7302100000	Rails of iron or steel	3 300	5 335	8 028	8 736
7302400000	Fish-plates and sole plates of iron or steel	9 740	23 570	6 456	9 663
7302901000	Sleepers, of iron or steel	540	540	33 171	33 171
7302909000	Other than sleepers, of iron or steel	3 251	64 551	36 497	270 185
7303001100	Hubless tubes and pipes	385	1 524	83	21 132
7303001900	Tubes and pipes with hub	62 218	227 924	177 556	642 770
7303009010	Hollow profiles, of cast iron with an external diameter < =100 mm	-	3	-	21
7303009090	Hollow profiles, of cast iron with an external diameter > 100 mm	37 758	107 552	37 593	75 631
7304110000	Tubes, pipes and hollow profiles, seamless, of stainless steel	493 655	550 540	84 029	151 693
7304190000	Oth.tube,pipe&hollow profile,seamless, line pipe of a kind use for oil/gas pipe	390 505	2 686 889	961 559	5 315 377
7304220090	Oth.tube,pipes&hollow profile,seamless, unworked pipe end	37 281	130 170	174 146	594 811
7304230010	Unfinished drill pipe (green pipe) with yield strength less than 75,000 psi	90	90	250	250
7304230090	Oth. unfinished drill pipe (green pipe)	-	33 000	-	8 700
7304240090	Oth.unfinish casetube&unworked pipe end with yield strength less than 75,000 psi	251 622	720 092	1 240 334	3 490 435
7304290010	Unfinish casetube&unworked pipe end with yield strength less than 75,000 psi	540 180	616 866	1 189 621	1 431 547
7304290090	Oth.unfinish casetube&unworked pipe end with yield strength less than 75,000 psi	6 450 211	19 819 275	21 788 920	69 733 506
7304319000	Circular cross-section,iron/non-alloy steel,diameter>=140mm&carbon>=0.45%	61 693	61 693	182 714	182 714
7304399000	Oth circ.cross-section,iron/non-alloy, steel,diameter>=140mm&carbon>=0.45%	250	316	3 254	5 410
7304410000	Cold-drawn or cold-rolled (cold-reduced) stainless steel	6 319	10 886	19 738	37 159
7304490000	Oth. Cold-drawn or cold-rolled (cold-red uced) stainless steel	20	739	630	3 287
7304519000	Oth tubes/pipes/hollow profiles,seamless cold rolled,clrcr c-s of oth alloy stee	168	168	3 244	3 244
7304590000	Oth.Drill rod casing&tubing with pin& sect.of oth alloy steel,cold rolled	-	245	-	8 462
7304909000	Oth tubes/pipes/hollow profiles,seamless steel,diameter>=140mm&carbon>=0.45%	8 174	33 834	101 042	192 641

Tabel 3 : Ekspor Indonesia menurut Komoditi (Kode HS 10 digit)
Export of Indonesia by Commodity (10 digit of HS Code)

Maret 2016
March

Kode H S H S Code	Uraian golongan barang Group description	Berat bersih / Net weight (Kg)		Nilai / Value F.O.B. (U S \$)	
		Bulan ini Current month	Kumulatif Cum. Jan. to date	Bulan ini Current month	Kumulatif Cum. Jan. to date
(1)	(2)	(3)	(4)	(5)	(6)
7305110000	Lines pipe, for oil or gas longitudinall submerged arc welded of iron/steel	514 640	8 706 101	2 053 772	7 768 212
7305191000	Oth line pipe iron/steel for oil,exter. diam.>406.4mm,spiral/helical submerged	5 045	7 079	1 813	3 058
7305199000	Oth line pipe iron/steel for oil,exter. diam.>406.4mm,not spiral/helical submerg	5 860	270 673	4 913	112 880
7305200000	Casing of iron/steel used in drilling for oil/gas external diameter 406.4mm	11 493	11 493	11 697	11 697
7305311000	Lines pipe, for oil or gas longitudinall welded,stainless steel pipes&tubes	931	1 935	4 486	8 411
7305319000	Lines pipe, for oil or gas longitudinall welded,not stainless steel pipes&tubes	180	2 300	22	1 120
7306119000	Line pipe,use for oil/gas pipeline,welde of other steel	112 557	148 443	248 446	339 124
7306192000	Oth line pipe use for oil/gas pipe welde oth staines stel,spiral/helical submege	-	10	-	54
7306199000	Oth line pipe use for oil/gas pipe welde oth staines stel,not ERW&spiral/helical	16 071	50 272	547 388	2 001 660
7306302020	Boilr tube weld,of single/double walled, copp plate,intrnl diamtr>=12.5mm	39 254	400 019	32 328	259 190
7306304090	Oth welded,sircular cross-saction,high pressure pipe,intrnl diamtr>=12.5mm	3 602	3 602	364	364
7306309010	Oth.boilr tube weld,of single/double walled,coppr plate,intrnl diamtr<12.5mm	2	9	371	1 637
7306309090	Oth.boilr tube weld,of single/double walled,coppr plate,intrnl diamtr>=12.5mm	345 452	766 532	380 453	715 637
7306409000	Oth,not welded of circular cross sect. with internal diameter > 12,5 mm	33 563	141 082	108 678	478 809
7306509090	Oth.boilr tube,weld,of circlr cross-high pressure conduits	44 564	155 471	87 755	312 357
7306610090	Oth.boilr tube,weld,square/rectangular cross sectin,with int.diamtr>12,5mm	122 000	1 056 452	32 903	1 592 986
7306901090	Bundy-weld pipes and tubes,with internal diameter > 12,5mm	-	17 243	-	43 112
7306909090	Oth.thn bundy-weld pipes & tubes, with internal diameter > 12,5mm	1 852	818 612	8 743	1 079 660
7307119000	Cast fitting of non-malleable cast iron tube or pipe fittings with hub	33	73 047	2 153	84 111
7307190000	Cast fitting of other than non-malleable cast iron	759 378	2 046 611	1 702 503	4 509 581
7307211000	Oth pipe of stainless steel flanges internal diameter<15cm	125	162	2 121	2 582
7307219000	Oth pipe of stainless steel flanges internal diameter>=15cm	144 274	375 213	405 932	1 113 761
7307221000	Oth pipe,stainless steel threaded ellbow ,bends&sleeves,internal diameter<15cm	17 225	48 368	74 956	206 447
7307229000	Oth pipe,stainless steel threaded ellbow ,bends&sleeves,internal diameter>=15cm	16 287	20 456	60 577	94 612
7307231000	Oth pipe,stainless steel butt welding, fittings, internal diameter<15cm	500	99 776	360	78 078
7307239000	Oth pipe,stainless steel butt welding, fittings, internal diameter>=15cm	14 859	322 263	136 913	1 399 828
7307291000	Oth stainlss steel oth.than flanges,butt welding,threaded elbow,bend&sleeve<15cm	154	9 308	1 276	66 114
7307299000	Oth stainlss steel oth.than flanges,butt welding,threaded elbow,bend&sleeve>=15cm	104 922	385 271	412 072	1 285 489
7307911000	Oth tube or pipe fittings flanges, internal diameter<15cm	10 459	16 253	43 651	53 105
7307919000	Oth tube or pipe fittings flanges, internal diameter>=15cm	4 095	6 221	27 883	39 020
7307929000	Oth tube/pipe fittings threaded elbows, bends&sleeves,internal diameter>=15cm	400	41 813	546	92 372
7307931000	Oth tube/pipe fittings,butt welding fittings,internal diameter<15cm	-	6	-	132
7307939000	Oth tube/pipe fittings,butt welding fittings,internal diameter>=15cm	3	56	797	860
7307991000	Oth tube/pipe fittings,not butt welding/ flanges/elbows,internal diameter<15cm	48 194	62 183	481 489	748 784

Tabel 3 : Ekspor Indonesia menurut Komoditi (Kode HS 10 digit)
Export of Indonesia by Commodity (10 digit of HS Code)

Maret 2016

March

Kode H S H S Code	Uraian golongan barang Group description	Berat bersih / Net weight (Kg)		Nilai / Value F.O.B. (U S \$)	
		Bulan ini Current month	Kumulatif Cum. Jan. to date	Bulan ini Current month	Kumulatif Cum. Jan. to date
(1)	(2)	(3)	(4)	(5)	(6)
7307999000	Oth tube/pipe fittings,not butt welding/ flanges/elbows,internal diameter>=15cm	1 538 547	5 196 169	12 521 883	50 616 081
7308101000	Bridges and bridge sect. w prefab'ted type joined by shear connectors	-	337	-	1 052
7308109000	Other bridges and bridge sections	450 163	4 344 347	824 340	10 318 903
7308201100	Towers with prefabricated modular type joined by shear connectors	-	80	-	149
7308201900	Other towers	6 424 320	18 879 130	8 799 063	28 219 709
7308202900	Other lattice masts	62 757	247 139	30 506	289 137
7308300000	Doors, windows and their frames & thres hold for doors	10 289	65 201	22 386	221 370
7308409000	Other equipment for scaffolding, shutter ing, propping or pit propping	242 319	2 426 079	1 567 934	33 280 630
7308902000	Other, prefabricated modular type joined by shear connectors	364	1 320	1 482	6 714
7308904000	Oth corrug,curved/bent galv'd plt f ass 'bly.into undgrnd conduits&culvert	27 675	698 824	27 016	928 168
7308906000	Other structures & parts of structures, perforated cable trays	-	3 396	-	7 034
7308909200	Other structures & parts of structures, guardrails	50	385	578	3 005
7308909900	Other structures & parts of structures, not guardrails	2 038 279	11 437 461	4 997 134	30 287 264
7309001900	Reservoir,tank,vat&similar,of iron/steel ,cap.>300ltr,not lined/heat-insulated	877 529	2 424 511	427 235	1 063 986
7309009900	Oth reservoi,tank,vat&similar,iron/steel ,cap.>300ltr,not lined/heat-insulated	52 519	698 289	195 253	4 921 133
7310101000	Tank,cask,drum,can,boxe&similar,capacity >50L<=300L,of tinplate	13 985	60 461	9 361	32 547
7310109010	Tank,cask,drum,can,boxe&similar,cap.>50L <=300L,not tinplate,steel casting rough	1 075	1 975	3 966	4 286
7310109020	Tank,cask,drum,can,boxe&similar,cap.>50L <=300L,not tinplate,steel forging/stamp	-	24	-	9
7310109090	Tank,cask,drum,can,boxe&similar,cap.>50L <=300L,not tinplate,not casting&forging	39 299	112 062	210 632	464 357
7310211010	Cans <1L,closed by soldering of iron/ steel casting in the rough	-	5	-	328
7310211090	Oth.cans <1L,closed by soldering of iron /steel	247 031	688 454	461 974	1 258 022
7310219100	Oth.cans >1L & <50L,closed by soldering of iron/steel	81 500	311 028	240 287	814 796
7310219990	Oth.cans >1L & <50L,closed by soldering of iron/steel	15 279	27 970	14 733	38 199
7310291090	Oth.cans <1L,not soldering of iron/steel	158 560	389 388	511 675	1 254 212
7310299100	Oth.cans >1L & <50L,not soldering of iron/steel	2	86	15	165
7310299910	Cans >1L & <50L,not soldering of iron/ steel casting in the rough	51 061	209 441	35 629	175 075
7310299990	Oth.cans >1L & <50L,not soldering of iron/steel	968 706	1 094 642	687 324	1 384 427
7311002100	Cont'ners for compressed/liquefied gas seamless stl cylinders, capacity<30L	-	10	-	519
7311002200	Cont'ners for compressed/liquefied gas, seamless stl cylinders,cap.>=30L<<110L	40 738	185 464	7 988	52 522
7311002900	Cont'ners for compressed/liquefied gas seamless stl cylinders,capacity>=110L	5 449	72 388	8 510	29 959
7311009310	Other containers of iron or steel with capacity<=7,3L	-	2	-	500
7311009390	Other containers of iron or steel with capacity>7,3L<<30L	48 813	62 325	22 321	24 721
7311009900	Other containers of iron or steel capacity>=110L	66 237	650 305	272 172	4 822 187
7312101000	Standed wr,ropes & cables for locked coil,flatt'ed strands&non rottng wr rp	11 563	28 114	4 595	66 970
7312102000	Stranded wire,rope&cables by plated / coatd wth brass,& of a nom.d<=3mm	2 936 389	7 152 918	5 280 681	12 655 410
7312109110	Other stranded wire, rope and cables prestresed concrete strand wire	419 791	1 395 069	360 210	1 092 818
7312109190	Other stranded wire, rope and cables not prestresed concrete strand wire	120 038	129 569	81 033	100 246
7312109900	Stranded wire, rope and cables with stranded wire of diameter of>3 mm	17 610	106 537	595 331	1 520 098
7312900000	Oth stranded wire, rope and cables, plaitd bnds,slings&of ir/stl not elect	835 569	1 915 528	1 288 954	3 324 916
7313000000	Barbed wr of iron/steel; twisted hoop & of a kind used f fencing of iron/stl	254	210 381	912	216 697

Tabel 3 : Ekspor Indonesia menurut Komoditi (Kode HS 10 digit)
Export of Indonesia by Commodity (10 digit of HS Code)

Maret 2016

March

Kode H S H S Code	Uraian golongan barang Group description	Berat bersih / Net weight (Kg)		Nilai / Value F.O.B. (U S \$)	
		Bulan ini Current month	Kumulatif Cum. Jan. to date	Bulan ini Current month	Kumulatif Cum. Jan. to date
(1)	(2)	(3)	(4)	(5)	(6)
7314140000	Woven cloth, of stainless steel	5 745	150 394	169 372	261 239
7314191000	Endless bands for machinery oth thn of stainless steel	45	820	123	553
7314199000	Other woven cloth, not stainless steel	175	175	3 010	3 010
7314200000	Grill&fencing,welded at the intersect of wr with a max.sect.d>3mm&mesh s>100cm	1 626	1 908	4 151	4 868
7314390000	Oth grill, netting and fencing,welded at the intersection	6 769	21 490	7 022	11 921
7314410000	Oth cloth, grill, netting and fencing by plated or coated with zinc	323 059	1 138 657	336 221	1 225 199
7314420000	Oth cloth, grill, netting and fencing by coated with plastics	96 087	208 153	119 230	252 059
7314490000	Oth cloth, grill, netting and fencing	175 630	300 835	8 782	15 317
7314500000	Expanded metal	2 590	2 590	856	856
7315111000	Roller chain for bicycles of mild steel	138	165	483	702
7315119100	Oth mild steel for roller chain,transmis pitch length>=6mm&<32mm	184	1 954	934	11 807
7315119900	Oth mild steel for roller chain,transmis pitch length>32mm	434	765	15 394	26 980
7315121000	Other roller chain of mild steel bicycle or motorcycle chain	300	36 434	437	41 141
7315129000	Other roller chain of mild steel not bicycle or motorcycle chain	3 513 315	4 036 642	12 484 140	13 311 933
7315191000	Roller chain part for bicycles of motorcycle chain	787	1 673	46 264	58 443
7315199000	Roller chain part not for bicycles of motorcycle chain	-	473	-	1 092
7315200000	Skid chain of mild steel	210	357	325	547
7315820000	Other, welded link of mild steel	9 882	42 005	15 371	53 489
7315899000	Other chain of mild steel not for motorcyclcles and bicycles	5 193 900	13 992 579	16 054 767	41 974 673
7315909000	Other parts of chain not for motorcyclcle and bicycles	396 640	1 009 654	999 582	2 500 090
7316000000	Anchors, grapnels and parts thereof, of iron or steel	2 620	91 751	3 213	79 168
7317001000	Wire nails	4 969	14 609	14 321	37 772
7317002000	Staples	1 090	1 932	386	800
7317009010	Dog spikes for rail sleepers,carding - tacks&similar articles,of iron or steel,	-	63	-	282
7317009090	connector & anti-splitting,connector and Hob nails for footwear, ring nails	4 452	13 412	7 529	34 868
7318110000	Threaded articles for coach screws	337	338	4 715	4 718
7318120000	Other wood screws with an external diameter not exceeding 16 mm	1 649	1 662	5 473	5 527
7318130000	Screw hooks and screw rings with an external dmtr not exceeding 16mm	26	146	365	893
7318140000	Self tapping screw with an external diameter not exceeding 16 mm	3 331	3 796	15 481	17 289
7318150000	Screw metal with/without nuts/washers with an external diameter <=16 mm	1 403 697	4 305 181	4 618 074	13 845 899
7318160000	Nuts with an external diameter not exceeding 16 mm	192 826	474 233	1 523 448	3 817 561
7318190000	Other threaded articles of an external diameter not exceeding 16 mm	15 958	60 931	93 472	225 809
7318210000	Non threaded artic. for spring washers & oth lock washers w an ext'nal d<16mm	10	13 091	127	64 773
7318220000	Other washers with an external diameter not exceeding 16 mm	15 914	50 364	276 957	679 899
7318230000	Rivet with an external diameter not exceeding 16 mm	455	1 840	2 482	11 333
7318240000	Cotters& cotters pins with an external diameter not exceeding 16 mm	4 366	7 520	37 956	67 236
7318290000	Oth non threaded articles wth an external diameter <= 16 mm	64 060	237 296	306 719	1 072 248
7319400000	Safety pins	106	18 475	17 355	33 923
7319901000	Sewing, darning, ambroldary needles	31	154	31	159
7319909000	Other needles, not for sewing	609	6 315	9 222	47 513
7320101100	Leaf springs & leaves for motor vehicles ,>10 persons,gross weight<24T	2 418 878	7 456 498	4 467 410	13 606 340
7320101900	Leaf springs & leaves for motor vehicles ,gross weight>24T	28 085	204 598	45 387	282 917
7320109000	Other leaf springs and leaves	23	463	550	4 664
7320201000	Helical springs for motor vehicles	81 313	185 957	381 405	851 536
7320209000	Other Helical springs for motor vehicles	5 088	15 692	72 976	267 785

Tabel 3 : Ekspor Indonesia menurut Komoditi (Kode HS 10 digit)
Export of Indonesia by Commodity (10 digit of HS Code)

Maret 2016

March

Kode H S H S Code	Uraian golongan barang Group description	Berat bersih / Net weight (Kg)		Nilai / Value F.O.B. (U S \$)	
		Bulan ini Current month	Kumulatif Cum. Jan. to date	Bulan ini Current month	Kumulatif Cum. Jan. to date
(1)	(2)	(3)	(4)	(5)	(6)
7320901000	Other springs and leaves for motor vehicles	8 938	26 536	150 127	477 535
7320909000	Other springs and leaves	121 371	209 553	431 576	764 655
7321110000	Cooking appliances and plate warmers For gas fuel or for both gas and other	124 501	366 074	769 981	1 966 766
7321120000	Cooking appliances and plate warmers wit h liquid fuel	14 012	138 930	44 050	499 379
7321190000	Other Cooking appliances & plate warmers including appliances for solid fuel	297	1 143	78	1 072
7321810000	Other appliances with gas fuel or for both gas and other fuels	300	564	19	1 998
7321890000	Other appliances with solid fuel	180	185	433	438
7321901000	Oth cooking appliances & plate warmers of burner for kerosene stoves	2 990	27 900	5 448	27 921
7321902000	Other Cooking appliances and plate warmers	1 056	2 037	6 850	16 176
7321909000	Other Cooking appliances and plate warmers	33 640	144 889	71 066	339 439
7322110000	Radiators and parts of cast iron	-	900	-	2 104
7322190000	Other parts of radiators	536	1 788	210	2 655
7322900000	Other radiators for central heating	5 323	7 953	3 194	7 640
7323100000	Iron/steel wool; pot scourers&scouring or polishing pads, gloves and the like	27 426	82 549	116 228	344 956
7323911000	Kitchenware of cast iron, not enamelled	64 726	75 270	1 094 665	1 231 072
7323912000	Household articles of cast iron not enamelled	30	93	9	721
7323919000	Household articles of cast iron not enamelled	14 844	24 697	62 573	78 423
7323920000	Household articles of cast iron, enamelled	19 971	113 176	200 167	1 036 774
7323931000	Kitchenware of stainless steel	227 657	492 909	1 764 120	3 901 044
7323932000	Other household articles of stainless steel	-	100	-	13
7323939000	Other household articles of stainless steel	91 279	205 099	1 442 444	3 415 175
7323940000	Household of iron(oth. than cast iron) or steel, enamelled	100 157	194 947	465 647	1 018 687
7323991000	Other kitchenware	13 486	48 585	70 412	279 381
7323999000	Other household articles of iron or steel	212 888	601 043	745 998	2 052 190
7324101000	Kitchen sinks of stainless steel	8 615	20 347	74 192	175 454
7324109000	Sinks and wash basins, of stainless steel, oth than kitchen sink	461	1 193	9 608	17 461
7324290000	Oth sanitary	6	6	79	79
7324901000	Sanitary ware for flushing water closets or urinals (fixed type)	-	10	-	72
7324909100	Part of kitchen sinks or bathtubs	20	20	667	667
7324909900	Oth sanitary ware and parts	942	2 838	26 448	29 620
7325102000	Manhole covers, gratings and frames therefor	12 790	12 790	21 112	21 112
7325109090	Spouts and cups for not latex collection	19 120	70 906	82 161	488 767
7325910000	Grinding balls and similar articles for mills	-	940	-	1 719
7325992000	Manhole covers, gratings and frames therefor	7 515	18 178	2 297	5 482
7325999000	Oth than cast articles of iron or steel	168 199	720 012	504 755	2 084 987
7326110000	Grinding balls and similar articles for mills	77	2 609	116	4 390
7326190000	Other articles or iron or steel but not forged or stamped	281 236	941 800	686 378	2 273 329
7326205000	Poultry cages and the like articles of iron or steel wire	270	346	380	420
7326209000	Poultry cages and the like oth than articles of iron or steel wire	1 042 176	3 637 301	1 233 249	4 587 467
7326901000	Ships' rudders not forged or stamped	57	100	687	1 594
7326903000	Stainless stl shield&clamp assembly wth rubb.sl for hubless cast iron&pipes fit.	21 758	42 738	223 568	310 953
7326906000	Bunsen burners	347	10 152	3 402	13 948
7326907000	Stainless steel shield, clamp assembly horses shoes, riding boot spurs	1 751	4 146	19 853	47 100
7326909100	Cigarette cases and boxes	65 600	186 360	90 083	267 153
7326909910	Spouts and cups for latex collection	-	685	-	3 875
7326909920	Rat traps but not forged or stamped	-	34	-	21
7326909990	Other articles not forged or steamed	1 933 381	4 188 529	4 631 409	12 465 334
7401000000	Copper mattes, cement copper (precipitated copper)	-	88 730	-	164 781
7402000000	Unrefined copper, copper anodes for electrolytic refining.	-	14 229	-	62 601
7403110000	Refined copper for cathodes and sections of cathodes	16 216 372	37 481 914	79 623 708	176 279 838
7403120000	Refined copper for wire-bars	341	411	3 987	8 130
7403210000	Copper alloys for copper-zinc base alloys (brass)	1 916	9 014	1 528	28 142
7403220000	Copper alloys for copper-tin base alloys (bronze)	42 772	44 002	147 075	155 449

Tabel 3 : Ekspor Indonesia menurut Komoditi (Kode HS 10 digit)
Export of Indonesia by Commodity (10 digit of HS Code)

Maret 2016
March

Kode H S H S Code	Uraian golongan barang Group description	Berat bersih / Net weight (Kg)		Nilai / Value F.O.B. (U S \$)	
		Bulan ini Current month	Kumulatif Cum. Jan. to date	Bulan ini Current month	Kumulatif Cum. Jan. to date
(1)	(2)	(3)	(4)	(5)	(6)
7403290000	Copper alloys for oth copper alloys (oth than master alloys of head.74.05)	-	1	-	463
7404000000	Copper waste and scrap	4 106 162	9 345 596	15 606 965	35 314 577
7405000000	Master alloys of copper	134	135	1 755	1 765
7407104000	Bar androdss of refined copper	1 577 000	5 598 075	8 119 160	27 780 798
7407210000	Of copper-zinc base alloys (brass)	1 018	12 909	4 161	53 318
7407290000	Other of copper alloys	23 011	23 021	113 504	113 889
7408111000	Of which the maximum cross sectional dimension does not exceed 14 mm	1 938 691	6 310 869	10 004 718	30 304 749
7408119000	Copper wire of which does exceed 14 mm	1 278 500	3 426 000	6 826 570	17 521 877
7408190000	Other wire of refined coppber	3 649 028	10 592 900	18 373 233	51 711 405
7408210000	Of copper-zinc base alloys (brass)	2	2	17	17
7408290000	Other copper alloys for copper wire	350	4 456	4 093	55 053
7409190000	Copper plates, sheets and strips, of refined copper, not in coils	13 193	112 327	111 916	310 955
7409210000	Copper plates, sheets,strips, of copper zinc base alloys (brass), in coils	219 180	476 905	954 081	2 073 201
7409290000	Copper plates, sheets,strips, of copper zinc base alloys (brass), not in coils	69	90	908	957
7409310000	Copper plates, sheets,strips, of copper tin base alloys (brass), in coils	28 953	28 953	131 830	131 830
7409390000	Copper plates, sheets,strips, of copper tin base alloys (brass), not in coils	4 991	8 933	18 895	41 642
7409900000	Other copper alloys, unrefined	564	3 020	3 543	5 855
7410120000	Copper alloys, refined, thickness < 0.15 mm, not backed	-	1	-	46
7410210010	Copper foil reinforced sheets/plates of polyamide, of refined copper, backed	120	121	1 544	1 564
7410220000	Reinforced sheets/plates of polyamide, of copper alloys, unrefined	2	2	384	384
7411100000	Copper tubes & pipes of refined copper	14 310	47 578	167 578	557 394
7411210000	Copper tubes & pipes of copper alloys with copper-zinc base alloys (brass)	2 276	6 671	20 189	62 921
7411290000	Other copper tubes and pipes	136	291	11 964	19 324
7412201000	Copper tube or pipe fittings of copper-zinc base alloys (brass)	8 325	9 517	71 874	113 399
7412209000	Copper alloys, not brass, refined	18 181	52 447	250 239	607 111
7413001000	Stranded wire,cable&etc, not electrical insul. a diameter not exceeding 28,28mm	-	24	-	26 011
7413009000	Stranded wire,cable&etc, not electrical insul. a diameter > 28,28 mm	149 431	211 671	101 139	172 110
7415101000	Nails & tacks, drwing pins,staples of copper iron or steel with head of copper	300	960	225	388
7415102000	Staples and similar articles of copper	-	155	-	372
7415109000	Tacks, drawing pins, staples & similar articles	211	287	29 393	31 928
7415210000	Washers (including spring washers) but not threaded	880	2 495	3 531	7 055
7415290000	Other articles of copper, not threaded	5	150	448	7 043
7415331000	Screws	2 759	31 645	9 271	76 807
7415332000	Bolts and nuts	2 821	5 468	2 696	6 979
7415390000	Other threaded articles	376	880	3 063	6 069
7418103000	Cooking/heating apparatus of kind used for household purposes,non electic&parts	165	1 609	660	3 664
7418109000	Other household articels and parts thereof of coppers	3 196	9 248	65 172	252 736
7418200000	Sanitary ware and parts thereof	1 272	2 547	19 883	39 531
7419100000	Chain and parts thereof of copper	-	3 500	-	540
7419910010	Fittings for fire hoses, of copper	22 900	42 627	346 122	628 360
7419910020	Reservoirs, tanks, vats and similar containers not fitted of copper	-	2	-	13
7419910030	Electroplating anodes,machine belt fastener, fittings for ships/oth vessel	-	650	-	763
7419910090	Oth table, kitchen,cast, moulded,stamped / forged but not further worked	275	53 970	2 084	48 517
7419993900	Grill and netting of copper wire cloth suitable for making mosquito nets	-	1	-	29
7419994000	Other grill and netting of copper wire springs	91	143	295	508
7419996000	Cooking/heating apparatus, oth than of a kind used for domestic purposes&parts	-	6	-	500

Tabel 3 : Ekspor Indonesia menurut Komoditi (Kode HS 10 digit)
Export of Indonesia by Commodity (10 digit of HS Code)

Maret 2016

March

Kode H S H S Code	Uraian golongan barang Group description	Berat bersih / Net weight (Kg)		Nilai / Value F.O.B. (U S \$)	
		Bulan ini Current month	Kumulatif Cum. Jan. to date	Bulan ini Current month	Kumulatif Cum. Jan. to date
(1)	(2)	(3)	(4)	(5)	(6)
7419997000	Articles specially designed for use during religious rites	15	15	77	77
7419999090	Other articles of non copper	5 290	8 447	11 994	44 213
7501100000	Nickel mattes	7 328 589	20 523 824	38 200 867	108 715 192
7502100000	Unwrought nickel, not alloyed	-	130 000	-	1 129 027
7503000000	Nickel waste and scrap	90 167	124 396	349 356	406 740
7505220000	Wire of nickel alloys	-	5 310	-	113 734
7506200000	Nickel plates, sheets, strip and foil of nickel alloys	1	5	20	638
7507120000	Tubes and pipes of nickel alloys	2 886	2 886	28 860	28 860
7507200000	Tube or pipe fittings	355	502	506	5 768
7508903000	Bolts and nuts of non nickel	7 435	8 166	235	2 067
7508904000	Other articles suitable for use in building of non nickel	2	2	58	58
7508905000	Electroplating anodes,wrought or un-wrought, including those produced	10	41	7 442	28 493
7508909090	Other articles of nickel	7 910	13 618	622 706	635 765
7601100000	Unwrought aluminium, not alloyed	1 000 025	1 000 025	1 609 215	1 609 215
7601200000	Unwrought aluminium alloys	2 927 340	8 811 600	5 163 763	16 577 297
7602000000	Aluminium waste and scrap	1 402 968	2 582 359	1 430 486	2 663 392
7603100000	Aluminium powders of non lamellar structure	20	17 020	153	5 096
7603200020	Aluminium powders of lamellar structure	3	3	355	355
7604101000	Aluminium bars and rods not alloyed	39 606	48 690	225 085	352 470
7604109010	Profiles suitable for use as heat sink with cross-sect.dimension <17,5x17,5 cm	17	36	654	1 251
7604109090	Oth Aluminium profiles suitable for use as heat sink	19	12 949	167	61 740
7604211000	Perforated tube profile for evaporator coils of mtr vehicle ac mach.of alum.aly	9 285	9 285	40 976	40 976
7604219000	Oth hollow profiles of aluminium alloys	404	5 553	8 503	43 559
7604291000	Extruded bars and rods not surface treated	1 671 868	4 350 448	4 966 155	13 196 430
7604293000	Y-shaped profiles for zip fasteners, in coils of non aluminium alloys	-	9	-	258
7604299000	Other extruded bars, rods and profiles of non aluminium alloys	148 695	335 739	466 174	975 654
7605110000	Alum. wire of not alloyed which the max. cross-sect'l dim.exceeds > 7 mm	361 878	1 167 120	738 694	2 345 276
7605199000	Other aluminium wire of non aluminium not alloyed	14 207	59 745	61 674	189 261
7605210000	Alum. wire of aluminium alloys which the max.cross-sect'l dimension > 7 mm	10 000	10 000	26 650	26 650
7605290000	Aluminium wire of non aluminium alloys with a diameter not exceeding 0.254mm	44 156	122 230	119 223	304 415
7606111000	Aluminium plates,sheets&strip of plain or figured by rolling of thick.>0.2mm	2 498 718	7 773 496	5 416 436	16 360 241
7606119000	Oth aluminium plates,sheets&strip of plain/figured by rolling of thick.>0.2mm	6 811	10 715	88 122	118 949
7606122000	Aluminium plates, not sensitised of kind used in the printing industry	-	3 232	-	1 564
7606123100	Sheets of aluminium alloy 5082,5182,<1m in with incoils	90	90	44	44
7606123990	Other aluminium sheet/coil not exceeding 1,000 mm in width	-	176	-	80
7606129000	Oth plain/figured by roll./press. but not surface treatedof non alum. alloys	27 654	67 448	79 996	172 829
7606910000	Oth alum. not alloyed,plain/figured by rolling/pressing not surface treated	282	1 481	434	12 746
7606920000	Oth aluminium alloyed,plain/figured by rolling/pressing not surface treated	4 167	48 705	2 478	25 321
7607110000	Aluminium foil not backed, rolled but not further worked	424 919	1 474 817	1 136 555	3 985 641
7607190000	Oth.aluminium foil alloy not rolled but not worked	33 092	77 677	95 874	173 102
7607200000	Aluminium foil backed	13 953	26 533	95 487	154 812
7608100000	Aluminium tubes and pipes of aluminium, not alloyed	-	40	-	40
7608200000	Aluminium tubes and pipes of aluminium alloys	222 653	692 370	1 032 463	3 226 725
7609000000	Aluminium tube or pipe fittings (for example, coupling,elbows,sleeves)	8 538	74 588	1 006	481 523
7610100000	Alum. structures for doors, windows & their frames and thresholds for doors	104 665	330 667	864 307	2 706 732
7610909000	Oth alum. structures for bridges and bridge section,towers,lattice masts&etc	56 582	217 603	118 614	587 926

Tabel 3 : Ekspor Indonesia menurut Komoditi (Kode HS 10 digit)
Export of Indonesia by Commodity (10 digit of HS Code)

Maret 2016

March

Kode H S H S Code	Uraian golongan barang Group description	Berat bersih / Net weight (Kg)		Nilai / Value F.O.B. (U S \$)	
		Bulan ini Current month	Kumulatif Cum. Jan. to date	Bulan ini Current month	Kumulatif Cum. Jan. to date
(1)	(2)	(3)	(4)	(5)	(6)
7611000000	Aluminium reservoirs, tanks, vats and similar containers for any material	1 072	1 072	5 939	5 939
7612100000	Aluminium collapsible tubular containers	34 100	67 540	270 861	532 657
7612909000	Oth.aluminium casks,drums,cans, boxes & containers, for any material	330 773	1 155 646	1 429 100	5 371 657
7613000000	Aluminium containers for compressed or liquified gas	13 249	75 861	140 162	591 410
7614101100	With steel core cables of a diameter not < 25.3 mm	24 180	25 493	7 790	17 280
7614101900	Other cable wth steel core	6 535	14 100	193 137	533 429
7614109000	Other stranded wire with steel core	48 587	271 903	37 542	874 101
7614901900	Other cable without steel core	50	50	820	820
7614909000	Other stranded wire without steel core	8 433	73 072	15 880	88 088
7615101000	Pot scourers and scouring or polishing pads,/gloves and the like of aluminium	-	525	-	150
7615109000	Oth table, kitchen/oth household articles & parts thereof of aluminium	183 557	353 908	1 174 194	2 236 400
7615209000	Other sanitary ware and parts thereof of aluminium	10 532	24 722	62 723	157 162
7616102000	Staples and hooks of aluminium	-	9	-	18
7616109000	Tacks, rivets,cotters,cotter pins and washers of aluminium	6 589	12 182	92 664	189 468
7616910000	Other cloth, grill, netting and fencing, of aluminium wire	45	140	32	635
7616993000	Alum.slugs, round, of such dim. that the thick's>one tenth of the diameter	2 169	5 066	8 895	11 817
7616994000	Bobbins, spools, reels and similar supports for textile yarn	7 848	12 328	25 994	38 078
7616999110	Venetian blinds	7 037	11 915	68 176	124 915
7616999190	Other venetian blinds	432	3 466	2 673	9 026
7616999900	Other Expanded metal	70 981	231 096	364 785	1 164 761
7801100000	Unwrought refined lead	652 240	1 212 803	1 176 319	2 160 077
7801910000	Unrefined lead containing by weight antimony as the principal other element	-	126 689	-	238 790
7801990000	Unrefined lead containing by weight antimony not as the principal oth elemen	23 042	173 556	47 336	295 481
7804110000	Lead sheets, strip and foil of a thickness < 0,2 mm	18	38	6 679	12 261
7804190010	Lead embossed,cut to shape,perfordt, coated,printed,backed,reinforce material	32	148	430	2 121
7804190090	Oth lead waste & scrap, plates, sheets, strip and foil, lead powder & flakes	-	350	-	78
7806002000	Lead bars,rods, profiles and wire	-	51	-	1 660
7901120000	Zinc not alloyed containing by weight < 99.99% of zinc	39 784	178 639	59 113	241 928
7901200000	Zinc alloys	41 514	105 964	26 428	155 495
7902000000	Zinc waste and scrap	242 346	439 012	294 541	540 927
7903100000	Zinc dust	30 000	160 000	67 046	326 967
7903900000	Zinc powders and flakes	20 000	139 075	12 670	40 277
7904000000	Zinc wire,bars,rods, profiles and wire	-	30	-	237
7905003000	Zinc foil a tickness < 0.25 mm	-	47 522	-	27 040
7905009000	Zinc plates, sheets, strip and foil > 0.25 mm	489	5 728	12 550	18 307
7907003000	Gutters, roof capping, skylight frames & oth fabricated building components	23 893	41 920	12 765	19 610
7907004000	Zinc tubes, pipes,tube, pipe fittings (for cuoplings, elbows, sleeves)	548	548	600	600
7907009200	Other household articles	641	1 981	693	2 062
7907009910	Elec.plating anodes,stamp plates, nail,tackes,nuts,bolt,screws, & similar	254	273	30 031	30 062
7907009990	Oth articles of zinc	163 946	507 283	148 429	458 509
8001100000	Unwrought tin, not alloyed	2 360 042	9 279 154	39 173 000	140 051 954
8003001000	Tin bars, rods, profiles and wire soldering	81 550	91 150	902 406	1 054 365
8007002000	Other articles of tin,plates,sheets and strip thickness > 0,2 mm	33	33	450	450
8101960000	Tungsten wire	40	90	20	28
8101970000	Tungsten waste and scrap	2 950	14 575	36 879	118 072
8102960000	Molybdenum wire	-	3	-	200
8102990000	Other molybdenum	-	1 040	-	10 400
8103200000	Unwrought tantalum, including bars and rods obt'd simp.by sintering; powders	5	576	2 171	19 660
8103300000	Tantalum waste and scrap	18 513	65 324	502 004	1 961 981

Tabel 3 : Ekspor Indonesia menurut Komoditi (Kode HS 10 digit)
Export of Indonesia by Commodity (10 digit of HS Code)

Maret 2016

March

Kode H S H S Code	Uraian golongan barang Group description	Berat bersih / Net weight (Kg)		Nilai / Value F.O.B. (U S \$)	
		Bulan ini Current month	Kumulatif Cum. Jan. to date	Bulan ini Current month	Kumulatif Cum. Jan. to date
(1)	(2)	(3)	(4)	(5)	(6)
8104300000	Magnesium raspings,turnings &granules, graded according to size; powders	25	25	45	45
8108300000	Titanium waste and scrap	110	110	18 310	18 310
8108900000	Other titanium and articles thereof	-	65	-	1 020
8201100000	Hand tools spades and shovels	47	77	29	56
8201309000	Mattocks and picks	125	135	175	184
8201400000	Axes, bill hooks and similar hewing tools	1 030	1 153	9 800	9 992
8201600000	Hedge shears,two-handed pruning shears and similar two handed shears	-	1	-	3
8201900000	Other hand tools of a kind used in agriculture, horticulture or forestry	602	880	36 442	48 246
8202100000	Hand saws	242	2 617	3 059	9 254
8202209000	Sparepart band saw blades	-	33	-	332
8202319000	Sparepart circular saw blades with working part of steel	75	129	483	521
8202390000	Other circular saw blades including parts	4 919	11 018	189 232	463 236
8202400000	Chain saw blades	3 000	3 030	6 228	6 309
8202910000	Straight saw blades for working metal	84	84	556	1 417
8202991000	Straight saw blades	-	1 416	-	7 066
8202999000	Other saw blades	56 368	122 170	681 450	1 451 499
8203100000	Files, rasps and similar tools	50 120	121 813	278 237	735 621
8203200000	Pliers (including cutting pliers), pincers, tweezers and similar tools	2 989	5 726	11 509	29 255
8203300000	Metal cutting shears and similar tools	421	3 172	32 653	149 181
8203400000	Pipe-cutters, bolt croppers, perforating punches, and similar tools	16	1 955	1 151	7 213
8204110000	Hand operated spanners and wrenches non adjustable	197	549	10 486	28 337
8204120000	Hand operated spanners and wrenches adjustable	296	2 890	914	4 194
8204200000	Interchangeable spanner sockets, with or without handles	72 769	236 212	611 184	1 709 083
8205100000	Drilling, threading or tapping tools	11	41	208	585
8205200000	Hammers and sledge hammers	2	1 039	5	1 924
8205300000	Planes, chisels, gouges and similar cutting tools for working wood	665	7 218	160	4 533
8205400000	Screwdrivers	1 331	1 642	3 451	5 075
8205511000	Flat irons	-	1 155	-	2 434
8205519000	Other household tools	-	686	-	449
8205590000	Other hand tools , oth than househlo d tools	6 655	18 071	44 341	90 890
8205600000	Blow lamps	-	120	-	100
8205700000	Vices, clamps and the like	1 928	6 047	11 765	37 774
8205900000	Other including sets of articles of two or more subheadings of this heading	214	5 468	2 501	26 790
8206000000	Tools of two/more of the headings82.02 to 82.05 put up in sets for retail sale	1 004	18 566	10 064	141 228
8207130000	Rock drilling or earth boring tools with working part of cermets	-	575	-	39 500
8207190000	Other rock drilling / earth boring tools , including parts	4 608	18 109	189 987	367 391
8207200000	Dies for drawing or extruding metal	4 143	16 225	123 820	358 532
8207300000	Tools for pressing, stamping or punching	60 087	80 744	637 063	1 081 000
8207400000	Tools for tapping or threading	100	758	1 263	46 653
8207500000	Tools for drilling, other than for rock drilling	830	7 235	129 748	299 914
8207600000	Tools for boring or broaching	138	512	7 793	19 199
8207700000	Tools for milling	434	1 107	34 880	100 673
8207800000	Tools for turning	5	12	70	446
8207900000	Other interchangeable tools	4 831	12 686	185 116	286 055
8208100000	Knives and cutting blades for metal working	153	159	602	652
8208200000	Knives and cutting blades for wood working	106 920	291 257	934 981	2 837 248
8208300000	Knives&cutting blades f kitchen app'es / for mach. used by the food industry	96	1 416	2 850	22 763
8208400000	Knives&cutting blades for agricultural , horticultural or forestry machines	-	10	-	20
8208900000	Other knives and cutting blades for machines or for mechanical appliances	1 911	3 065	245 058	331 318
8209000000	Plates, sticks, tips and the like for tools,	30	94	3 531	8 319
8210000000	Hand-operated mechanical appliances, weighing	-	16	-	14
8211100000	Knives with cutting blades,serrated or not and sets of assorted articles	18	122	11	87

Tabel 3 : Ekspor Indonesia menurut Komoditi (Kode HS 10 digit)
Export of Indonesia by Commodity (10 digit of HS Code)

Maret 2016

March

Kode H S H S Code	Uraian golongan barang Group description	Berat bersih / Net weight (Kg)		Nilai / Value F.O.B. (U S \$)	
		Bulan ini Current month	Kumulatif Cum. Jan. to date	Bulan ini Current month	Kumulatif Cum. Jan. to date
(1)	(2)	(3)	(4)	(5)	(6)
8211910000	Table knives having fixed blades	1 192	2 553	17 674	35 675
8211929010	Flick/spring knives,hunting,diving& scouts knives,penknives,blades>15 cm	31	71	1 019	2 104
8211929090	Other knives having fixed blades with handle of base metal	12 451	12 483	80 675	80 771
8211939000	Knives having other than fixed blades with handle of base metal	-	2 333	-	1 017
8211941000	Blades for knife of kind used for agriculture,horticulture/forestry	100	200	1 294	1 303
8211949000	Blades with handle of base metal	-	4	-	45
8211950000	Knives with handles of base metal	7	913	38	2 329
8212100000	Razors	240	648	8 292	18 317
8212201000	Safety razor blades with double-edged razor blades	146	8 230	5 873	58 898
8212209000	Other razors and razor blades including razor blade blanks in strips	25	1 832	500	182 082
8212900000	Other parts of razors and razor blade	-	30	-	6
8213000000	Scissors, tailors' shears and similar shearsand blade thereof	50	1 880	2 081	24 797
8214100000	Ppr knives,ltr openers,erasing knives , pencil sharpeners and blades therefor	454	2 025	124	224
8214200000	Manicure or pedicure sets and instruments including nail files	552	586	11 931	12 598
8214900000	Other articles of cutlery	340	908	14 170	15 313
8215200000	Similar kitchen and tableware, other sets of assorted articles	24 167	57 076	211 745	583 198
8215990000	Other similar kitchen and tableware	240 819	687 787	2 387 901	6 960 362
8301100000	Padlocks	442	1 057	5 903	6 855
8301200000	Locks of a kind used for motor vehicles	62 368	190 334	811 763	2 488 885
8301300000	Locks of a kind used for furniture	1 203	8 215	2 009	9 992
8301409000	Other padlocks and locks	3 185	13 004	2 294	11 625
8301500000	Clasps and frames with clasps, incorporating locks	250	2 818	4 333	35 154
8301600000	Parts of padlocks and locks	90 156	214 823	1 227 820	2 857 277
8301700000	Keys presented separately	1 429	3 397	45 122	118 863
8302100000	Hinges	31 426	85 549	300 918	608 860
8302209000	Oth base metal mountings, fitting & similar articles	4 972	13 203	13 944	66 929
8302301000	Hasps	-	2	-	15
8302309000	Oth mountings, fittings and similar articles suitable for motor vehicles	223 107	616 982	798 519	2 149 248
8302413100	Hasps suitable for building	922	1 240	217	805
8302413900	Bolts, hooks, eyes and staples suitable for building	211	211	847	847
8302419000	Other mounting suitable for building	396 995	1 143 837	1 557 753	4 241 805
8302422000	Hasps suitable for furniture	249	369	1 376	2 901
8302429000	Bolts suitable for furniture	140 670	388 436	599 292	1 887 304
8302499100	Hasps	569	637	32 402	34 668
8302499900	Other mounting ; oth than of a kind suitable for saddlery	1 545	12 519	17 529	121 507
8302500000	Hat-racks,hat-pegs, brackets and similar fixtures	45 513	131 963	252 108	784 987
8302600000	Automatic door closers	24 948	56 890	227 359	643 806
8303000000	Armoured/reinforced safes,strong-boxes and doors and safe deposit lockers	494 626	993 301	729 545	1 761 478
8304001000	Filing cabinets or card-index cabinets	310	2 047	270	1 767
8304009100	Other similar office or desk equipment of aluminium	2 896	9 278	11 431	34 245
8304009900	Other office or desk equipment of copper or of lead	974	9 811	1 252	27 126
8305101000	Fittings for double loop wire binders	160	3 874	470	22 660
8305109000	Fittings for loose-leaf binders or files oth than double loop wire binders	379	854	1 655	3 315
8305201000	Staples in strips of a kind for office use	342	582	3 609	4 821
8305202000	Other staples in strips of iron or steel	20	3 959	67	13 932
8305209000	Other fitting for loose leaf binders or files for staples in strips	-	7	-	43
8305901000	Letter coners, paper clips, indexingtags office articles	415	534	638	1 986
8305909000	Other including parts	255	3 728	169	9 090
8306102000	Bells, gongs and the like, of copper	-	1 750	-	4 670
8306109000	Bells, gongs and the like, oth than of copper	16 695	37 132	98 860	233 747
8306210000	Statuetes and other ornamen plated with precious metal	22 771	71 031	72 073	215 569
8306291000	Statuetes and other ornamen, of copper or lead	7 472	44 220	62 363	219 726

Tabel 3 : Ekspor Indonesia menurut Komoditi (Kode HS 10 digit)
Export of Indonesia by Commodity (10 digit of HS Code)

Maret 2016

March

Kode H S H S Code	Uraian golongan barang Group description	Berat bersih / Net weight (Kg)		Nilai / Value F.O.B. (U S \$)	
		Bulan ini Current month	Kumulatif Cum. Jan. to date	Bulan ini Current month	Kumulatif Cum. Jan. to date
(1)	(2)	(3)	(4)	(5)	(6)
8306293000	Statuetes and other ornamen, of aluminium	1 103	9 890	4 418	46 602
8306299000	Other statuetes and other ornamen	105 600	382 359	423 126	1 735 283
8306301000	Photograph, picture or similar frames; mirrors : of copper	434	14 467	1 484	10 645
8306309900	Oth metallic mirrors reflecting traffic views at road interstions/sharp corners	18 643	76 500	74 200	330 190
8307100000	Flexible tubing of base metal,with or without fitting of iron/steel	40 560	43 020	15 889	35 650
8307900000	Flexible tubing of base metal,with or without fitting of other base metal	29	529	97	1 806
8308100000	Hooks, eyes and eyelets of base metal	3 304	6 982	10 593	21 217
8308200000	Tubular or bifurcated rivets of base metal	-	40	-	58
8308901000	Including parts with beads of a kind used for travel goods	951	5 994	38 075	69 986
8308909010	Including parts with spangles of a kind used for clothing	-	475	-	5 370
8308909090	Claps, frames with claps, buckles, buckle-claps of base metal	9 238	13 221	45 464	69 618
8309100000	Crown corks, of base metal	18 138	41 240	48 374	102 054
8309902000	Top ends of alum. Cans, of base metal	210 271	790 602	656 195	2 435 497
8309907000	Other caps for cans, of base metal	201 572	300 416	436 987	659 636
8309908100	Bottle and screw caps, of aluminium	-	2	-	10
8309908900	Seals & other packing accessories of aluminium	1 699	3 866	20 325	48 554
8309909100	Other of bottle and screw caps	59	60	618	622
8309909910	Bungs for metal drums; bung covers; seals;case corner protectors	31 099	90 249	96 433	270 645
8309909990	Threaded bungs for aluminium covers; seals;case corner protectors	5 796	7 708	31 888	71 579
8310000000	Plates; Sign , name, add & similar,numb, letter, of base metal, excl heading 9405	9 948	19 620	71 028	106 524
8311100010	Coated electrodes of base metal, for electric arc-welding : In rolls	25 440	60 294	28 929	70 713
8311100090	Coated electrodes of base metal,for electric arc-welding, In oth than rolls	770 402	2 315 431	1 426 725	4 101 274
8311202010	Cored wire of alloy stell,cont by weight 4,5% / carbon / chromium, in rolls	215	215	8 395	8 395
8311209090	Part Cored wire of alloy stell,cont weight4,5% /carbon/chrom, in non rolls	42	20 053	68	13 542
8311302010	Coat rod & Cored wire of alloy stell, cont weight 4,5% /carbon/chrom,in rolls	80	140	3 200	5 895
8311302090	Coat rod & Core wire of alloy stell,cont weight 4,5% / carbon / chrom, non rolls	-	2	-	52
8311900000	Coated wire / cored with flux material of kind used for soldering & metal spray	7 138	21 912	115 185	360 859
8401200000	Machinery & apparatus for isotopic separation & parts thereof	-	1	-	24
8402111000	Watertube boiler with steam production > 45 t/ h with electrical operated	12 325	12 325	1 900	1 900
8402121900	Watertube boilers electric with a steam prod < 15 tons /hours	2 030	16 478	58 005	245 297
8402191100	Hybrid boilers with a steam production > 15t/ hour with electrically operated	1 100	1 100	2 000	2 000
8402201000	Electric super heated water boilers electrically operated	4	4	27	27
8402909000	Oth than part of boiler bodies or shells	96 239	110 118	354 351	509 271
8403100000	Boilers of central heating boilers other than those of heading 84.02.	50 879	308 934	60 882	766 770
8403909000	Oth Boiler bodies or shells central heat boilers oth than those of heading 84.02.	126 305	1 433 325	517 319	6 392 121
8404101090	Economiser,super-heaters,gas reverers with boilers of heading 84.02	-	20	-	240
8404200000	Condensers for steam or other vapour power units	-	740 269	-	3 798 529
8404901900	Part oth than boiler bodies or shells of goods of subheading 8404.10.10 :	22 000	22 000	12 075	12 075
8404909000	Other parts of auxiliary machinery for use with boilers	1 000	1 000	3 076	3 076
8405100000	Producer gas/water gas generators, with or without purifiers; acetylene gas	19 033	19 033	60 509	60 509

Tabel 3 : Ekspor Indonesia menurut Komoditi (Kode HS 10 digit)
Export of Indonesia by Commodity (10 digit of HS Code)

Maret 2016
March

Kode H S H S Code	Uraian golongan barang Group description	Berat bersih / Net weight (Kg)		Nilai / Value F.O.B. (U S \$)	
		Bulan ini Current month	Kumulatif Cum. Jan. to date	Bulan ini Current month	Kumulatif Cum. Jan. to date
(1)	(2)	(3)	(4)	(5)	(6)
8405900000	Part of producer gas/water gas generat, with or without purifiers; acetylene gas	201	9 387	12 311	73 184
8406820000	Turbines oth than marine propulsion of an output not exceeding 40 MW	-	270	-	607
8406900000	Part of turbines for marine propulsion	45 082	580 441	434 876	4 634 634
8407100000	Spark ignition reciproc/rotary internal combustion piston engines for aircraft	3 896	5 666	2 090 887	2 311 947
8407219000	Outboard motors of a power > 22.38 kw	3 505	3 530	38 070	38 536
8407299090	Outboard motors of a power > 100 kw	4 900	7 388	15 000	16 395
8407321200	Reciproc piston engine of vehicles of heading 87.11 ,50cc< capacity < 110 cc	82 918	198 443	828 281	1 921 602
8407322200	Reciproc piston engine of vehicles of heading 87.11 ,110cc> capacity <=250 cc	873 470	2 300 380	8 626 796	21 363 479
8407332000	Reciproc piston engine of vehicles of head 87.11 ,250cc> capacity <=1000 cc	-	290	-	6 402
8407347100	Fully assembled of a cylinder capacity not exceeding 2000 cc	460 721	460 721	5 812 804	5 812 804
8407347200	Fully assembled of > 2000 cc a cylinder capacity < 3000 cc	790 442	1 847 170	6 078 525	14 140 013
8407349200	Fully assembled for other vehicles of heading 8701	214 411	519 932	2 021 742	4 906 276
8407349900	Fully assembled for oth vehicles of cylinder capacity exceeding 3000 cc	-	188	-	2 475
8407901000	Other engines of a power not exceeding 18,65 kw	-	351	-	1 687
8407909000	Other engines of a power exceeding 22,38 kw	3 003	3 975	34 409	46 556
8408109010	Marine propulsion engines,of a power exc 100 kw but not exc 750 kw	-	30	-	36
8408109090	Marine propulsion engines,of a power exceeding 750 kw	5 661	11 614	9 547	41 461
8408201000	Fully assembled for vehicles of subheading 8701.10	2	132	33	2 594
8408202100	Fully assembled for vehicles of subhd 8701.10 of cyl cap <2000 cc	-	150	-	600
8408202200	Fully assembled for vehicles of subhd 8701 of >2000 cc cyl cap <3500 cc	127 990	296 040	1 321 708	3 123 442
8408901000	Other engines with power < 18,65 kw	253	253	362	362
8408905030	Other engines with power > 100 kw for heading 8429 or 8430	60 692	275 757	924 571	4 601 812
8408905090	Other engines with power > 100 kw for heading 8429 or 8430	89 143	162 432	647 167	1 178 212
8408909990	Compres with diesel or semi-diesel oth of railway locomotiv or tramway vehicle	44 033	149 833	1 330 486	2 161 919
8409100000	Parts suitable for use with the engine of heading 8407 or 8408 of aircraft	19	78	1 842	25 842
8409911100	Combustion piston egn for machin of head 8429 or 8430 of carburettors & parts	552	1 920	9 621	60 736
8409911300	Cylinder liners with internal diameter 50 mm <= 155 mm of head 8429 & 8430	-	1 389	-	14 510
8409911400	Oth cylinder liners with internal diamtr 50 mm <= 155 mm of head 8429 & 8430	1	317	132	3 799
8409911500	cylinder heads & head covers for machinery heading 8429 ot 8430	5 455	8 618	32 186	40 085
8409911600	Pistons with an external diameter of 50 mm <= 155 mm of head 8429& 8430	1 180	3 671	7 497	27 629
8409911700	Oth pistons with an external diameter of 50 mm <= 155 mm of head 8429& 8430	190	215	3 391	8 952
8409911800	Piston rings & gudgeon pins for machinery heading 8429 ot 8430	18 118	48 715	969 579	2 586 363
8409911900	Oth parts suitable for use with the engine machinery heading 8429 ot 8430	88 143	213 952	363 346	1 117 792
8409912100	Carburettors & parts there of vehicles of heading 8701	29	29	44	44
8409912500	cylinder heads & head covers for machinery heading 8701	-	120	-	390
8409912600	Pistons with an external diameter of 50 mm <= 155 mm of heading 8701	13 186	36 998	181 881	500 694
8409912700	Oth pistons with an external diameter of 50 mm <= 155 mm of heading 8701	-	164	-	11 988

Tabel 3 : Ekspor Indonesia menurut Komoditi (Kode HS 10 digit)
Export of Indonesia by Commodity (10 digit of HS Code)

Maret 2016
March

Kode H S H S Code	Uraian golongan barang Group description	Berat bersih / Net weight (Kg)		Nilai / Value F.O.B. (U S \$)	
		Bulan ini Current month	Kumulatif Cum. Jan. to date	Bulan ini Current month	Kumulatif Cum. Jan. to date
(1)	(2)	(3)	(4)	(5)	(6)
8409912900	Oth parts suitable for use with the engine machinery of heading 8701	115	308	167	331
8409913100	Carburettors & parts there of vehicles of heading 8711	7 977	14 950	127 478	254 378
8409913200	Cylinder blocks; crank cases for machinery of heading 8711	9 233	24 128	68 312	182 009
8409913500	Cylinder heads & head covers for machinery of heading 8711	33 721	106 185	273 006	769 908
8409913700	Pistons for machinery of heading 8711	4 620	11 827	145 674	412 255
8409913800	Piston rings & gudgeon pins for machinery of heading 8711	5	28	40	5 509
8409913900	Oth parts suitable for use with the engine for machinery of heading 8711	7 943	29 141	52 120	226 934
8409914100	Carburettors & parts there of vehicles of heading 87	21 951	62 731	975 414	2 730 876
8409914200	Cylinder blocks; crank cases for machinery of heading 87	429 888	1 491 314	1 853 860	6 264 661
8409914400	Other cylinder liners with the engine for machinery of heading 87	5 543	9 342	77 863	156 283
8409914500	Cylinder heads & head covers for machinery of heading 87	76 755	193 098	752 431	1 690 486
8409914600	Pistons with an external diameter of 50 mm <= 155 mm of heading 87	2 534	6 216	56 466	136 136
8409914700	Oth pistons with an external diameter 50 mm <= 155 mm of heading 87	20	20	474	474
8409914800	Piston rings & gudgeon pins for machinery heading 87	31 635	77 374	3 697 605	8 929 850
8409914900	Oth parts suitable for use with the engine for machinery of heading 87	327 605	1 092 485	4 539 982	15 244 059
8409915200	Cyl liners, power < 22,38 kw of diamtr =>50 mm<155 mm for vessel of heading 89	14	14	198	198
8409915900	Oth suitable for use with the egn of power < 22,38 kw for vssl of heading 89	32 315	128 611	454 416	1 654 034
8409916100	Cyl block,crank case,marine propul eng power > 22.38kw for vessels of 89	6 000	12 531	619	4 777
8409916400	Pistons, power > 22,38 kw of diamtr =>50 mm<155 mm for vessel of heading 89	-	3 750	-	3 271
8409916900	Oth suitable for use with the egn of power > 22,38 kw for vssl of heading 89	5 790	16 336	142 131	357 161
8409917200	Cylinder blocks for other engine	265	7 700	1 783	21 719
8409917400	Oth cyl liners for other engine	12 000	12 000	1 456	1 456
8409917500	Cyl heads & head covers for other eng	2	152	3 420	3 439
8409917900	Other parts for engines	23 227	42 118	495 712	1 000 952
8409991200	cylinder blocks for engine of machinery of heading 8429/8430	1 974	2 724	707	829
8409991400	Other cylinder liners for engine of machinery of head 8429/8430	101	1 036	8 564	11 716
8409991500	Clinder head & head covers for engine of machinery of head 8429/8430	181	381	4 390	5 090
8409991700	Other piston for engin of machinery of heading 8429/8430	-	550	-	1 505
8409991900	Other engine of machinery of heading 8429 or 8430	135	5 851	16 330	78 978
8409992200	Cylinder blocks for engin of vehicles of heading 8701	53 624	185 132	75 584	260 756
8409992500	Cyl heads & head covers for engines of vehicles of heading 8701	104 696	158 728	232 852	317 323
8409992700	Oth pistons for engines of vehicles of heading 8701	-	200	-	6 809
8409993600	Pistons rings & gudgeon pins for engines of vehicles of heading 8711	-	2	-	432
8409993900	Other for engines of vehicles of heading 8711	12	14	365	384
8409994100	Carburettors & parts there of for engin of oth vehicles of chapter 87	62	4 278	5 772	226 020
8409994200	Cylinder blocks;crank case for engines of oth vehicles of chapter 87	541 579	2 005 353	1 331 400	4 929 232
8409994500	Cyl heads & head covers for engines of oth vehicles of chapter 87	404	636	7 968	10 027
8409994800	Pistons rings & gudgeon pins for engines of oth vehicles of chapter 87	-	520	-	47 221
8409994900	Other for engines of other vehicles of chapter 87	94 722	295 069	3 157 336	10 062 643

Tabel 3 : Ekspor Indonesia menurut Komoditi (Kode HS 10 digit)
Export of Indonesia by Commodity (10 digit of HS Code)

Maret 2016
March

Kode H S H S Code	Uraian golongan barang Group description	Berat bersih / Net weight (Kg)		Nilai / Value F.O.B. (U S \$)	
		Bulan ini Current month	Kumulatif Cum. Jan. to date	Bulan ini Current month	Kumulatif Cum. Jan. to date
(1)	(2)	(3)	(4)	(5)	(6)
8409995900	Oth.for vscls chapt.89,marine propul eng of a power<= 22.38 kw,comp-ignition	1	46	12	1 079
8409996200	Cyl liners for vscl eng >= 22,38 kw of =>50 mm diamtr <= 155 mm of heading 89	952 560	2 991 956	2 024 002	6 311 029
8409996500	Other piston for marine propulsion engines of power > 22,38 kw	-	1 560	-	4 386
8409996900	Other for marine propulsion engines of a power > 22,38 kw	158 717	564 401	1 440 496	4 904 037
8409997300	Cylinder liners for other engines with =>50 mm diamtr <= 155 mm	5 064	7 796	25 665	39 676
8409997500	Cyl heads & head covers for other engine	-	1 932	-	45 365
8409997700	Oth pistons for other engines	12 051	25 308	204 531	433 578
8409997800	Pistons rings & gudgeon pins for other engines	1	42	100	1 007
8409997900	Other than for engines	70 961	223 232	925 893	2 939 936
8410110000	Hydraulic turbine & water wheels of power <= 1,000 kw	-	1 810	-	39 499
8410900000	Parts, including regulators of hydraulic turbins and water wheels	494	1 248	2 669	4 167
8411110000	Turbo-jets of a thrust not exceed 25 kn	-	6	-	444
8411120000	Turbo-jets of a thrust exceeding 25 kn	3 000	12 589	150 000	679 000
8411210000	Turbo-propellers of a power not exceeding 1,100 kw	520	520	8 000	8 000
8411220000	Turbo-propellers of a power exceeding 1,100 kw	640	2 045	49 927	128 644
8411820000	Other gas turbines of a power exceeding 5,000 kw	2 815	2 815	785 857	785 857
8411910000	Parts of turbo-jets/turbo-propellers	2 312	7 365	1 229 745	3 351 365
8411990000	Oth Parts of turbo-jets/turbo-propellers	5 861	17 228	3 784 032	6 565 756
8412100000	Reaction engines oth than turbo-jets	-	150	-	500
8412210000	Hydraulic power engines and motors with linear acting (cylinders)	5 919	41 513	34 230	213 072
8412290000	Hydraulic power engines and motors with other linear acting (cylinders)	25 639	92 921	374 943	1 449 319
8412310000	Pneumatic power engines and motors with linear acting (cylinders)	-	20	-	59
8412390000	Pneumatic power engines and motors with other linear acting (cylinders)	8 973	9 460	26 287	42 784
8412800000	Oth engines and motors	775	1 578	495	1 921
8412901000	Parts of engines of subheading 8412.10	5	604	226	910
8412909000	oth parts of engines of subheading 841	7 160	12 438	644 290	786 035
8413110000	Pumps for dispensing fuel/lubricants of the type used in fill station/in garage	110	2 211	1 025	49 054
8413190000	OthPumps for dispens fuel/lubricants of the type used in fill station/in garage	19 114	24 058	16 587	42 657
8413201000	Water pump for hand pump,oth than those of subheading 8413.11 / 8413.19	7 639	32 762	22 691	53 616
8413209000	Oth Water pump for hand pump,oth than those of subheading 8413.11 / 8413.19	1 748	8 524	8 108	43 623
8413301200	Recipro/rotary for water pumps/fuel of kind eng of mtr vhl head 8702,8703,8704	137	29 002	4 812	1 244 092
8413301900	Reciprocating or rotary type for cool med pumps for intern combust piston eng	14 826	47 073	1 235 514	3 619 238
8413302100	Centrifugal type for water pumps/fuel of kind eng of mtr vhl head 8702,8703,8704	-	560	-	59 630
8413302900	Centrifugal type for cooling medium pumps for intern combustion piston eng	1 814	4 491	157 672	398 589
8413309200	Other water pumps or fuel pumps of kind used for eng of mtr vhl head 8702-8704	118	389	3 931	13 495
8413309900	Other Cooling medium pumps for internal combustion piston engines	17 130	104 224	747 424	3 422 257
8413400000	Concrete pumps	16 950	16 950	144 761	144 761
8413509000	Oth reciproc positif displacement pumps, of water pumps with flow rate> 13000 m/h	134 033	263 318	4 113 728	4 992 688
8413603010	Oth rotary positive displacement pumps, elctrly operated with flow rate<8000 m/	250	2 569	1 100	6 896
8413604000	Oth rotary (+) displmnt pumps,of water pumps with>8000m/h flow rate<13000 m/h	11 083	14 492	111 282	131 920
8413609000	Oth rotary positive displacement pumps, with flow rate > 13000 m/h	2 856	3 083	20 361	36 619

Tabel 3 : Ekspor Indonesia menurut Komoditi (Kode HS 10 digit)
Export of Indonesia by Commodity (10 digit of HS Code)

Maret 2016

March

Kode H S H S Code	Uraian golongan barang Group description	Berat bersih / Net weight (Kg)		Nilai / Value F.O.B. (U S \$)	
		Bulan ini Current month	Kumulatif Cum. Jan. to date	Bulan ini Current month	Kumulatif Cum. Jan. to date
(1)	(2)	(3)	(4)	(5)	(6)
8413701100	Oth Ctrfgl pumps;sgl stage,water pmp for belt drvr /drct coupl with diamtr<200 mm	-	37 681	-	180 742
8413701900	Oth centrifugal pumps;single suction horizontal shaft water pumps	125 953	324 191	567 416	1 457 095
8413703900	Submersible water pumps with an inlet diameter => 200 mm	150	4 721	4 427	19 363
8413704110	Oth water pumps of flow rate<8000m/h of with diamtr>200 mm of elctricly operated	3 081	3 081	8 118	8 118
8413704900	Oth water pumps of flow rate<8000m/h with inlet diameter > 200 mm	164	948	11 454	22 157
8413709900	Oth pumps with shafts common with the prime mover of an inlet diamtr > 200 mm	1 959	6 354	27 626	114 272
8413811110	Water pump with flow rate <= 8000 m/h with electricly operated	234 382	634 414	1 174 962	3 224 746
8413811120	Water pump with flow rate <= 8000 m/h with not electricly operated	22 070	22 074	708	747
8413811900	Water pump with flow rate >= 13000 m/h	16 951	58 979	143 173	629 048
8413820010	Liquid elevators with electricly operated	16 691	30 672	75 788	170 913
8413820020	Liquid elevators with not electricly operated	-	113	-	3 652
8413911000	Part of pumps subheading 8413.20.10	-	286	-	20 928
8413912000	Part of pumps subheading 8413.20.90	-	35	-	15 960
8413913000	Part of pumps subheading 8413.70.11 and 8413.70.19	242	9 520	1 585	50 252
8413914000	Part of other centrifugal pumps	59 256	214 635	122 059	534 625
8413919000	Part of other pumps	70 716	225 536	983 207	3 779 907
8413920000	Part of liquid elevators	106	576	487	3 490
8414100000	Vakum pumps	255	22 711	2 961	43 318
8414201000	Hand or foot operated air pumps; for bicycle pumps	49	2 582	660	1 305
8414209000	Other Hand or foot operated air pumps	2 515	4 595	595	12 246
8414302000	Compressors of kind used in refrigerat equipment for automotive AC	674 911	2 076 092	11 359 481	34 307 086
8414303000	Compressors of kind used in refrigerat equipment oth of seal unit for AC mach	65	65	334	334
8414304000	Compr kind refrgt eqp oth with cap refr >21.10 kw or displacmnt perrevl=>220 cc	6 596	26 742	53 793	226 899
8414309000	Compr kind refrgt eqp oth with cap refr <21.10 kw or displacmnt perrevl=>220 cc	251 072	418 075	3 489 204	6 500 800
8414400000	Air compressors mounted on a wheeled chasis for lowing	18 422	123 249	126 046	370 116
8414511000	Table fans and box fans	12 304	72 538	14 138	213 441
8414519100	Fans with protective screen	3 528	7 996	1 277	2 752
8414519900	Other fans with protective screen	1 121	43 867	4 871	153 496
8414592000	Explosion-proof air fans of kind used in underground mining with cap < 125 kw	-	144	-	20 027
8414593000	Blower with capacity < 125 kw	1 864	6 576	26 320	104 450
8414594100	Fans of a capacity <125 kw with protective screen	-	30	-	839
8414594900	Oth fans of a capacity <125 kw with protective screen	10	49	381	1 708
8414595000	Fans window with blowers	50	1 015	2 186	14 857
8414599900	Oth fans floor with protective screen	5 892	9 450	439 882	485 282
8414601100	Hoods have max horizon side<120 cm,fitt with a filter for laminer airflow cabin	254 993	523 351	765 124	2 109 902
8414601900	Hood have max horiz side<120 cm,oth fitt with a filter for laminer airflow cabin	17 793	37 293	96 356	202 571
8414609900	Hoods having maximum horizontal side <120 cm,oth suitable for industrial use	444	1 767	2 545	22 484
8414801300	Hoods have max horizon side>120 cm,fitt with a filter for laminer airflow cabin	-	34	-	69
8414801400	Hood have max horizon side<120 cm,fitt with a filter for laminer airflow cabin	7 552	7 552	18 362	18 362
8414801500	Hoods have max horizontal side>120 cm, no fitt with filter suitable for ind use	12 102	38 310	63 301	207 534
8414803000	Hoods have max horizon side<120 cm of free piston generators for gas turbins	959	2 549	20 604	27 167
8414804100	Gas compr modul for use in oil drill oth than those of subhd 841430 and 8414.40	-	34 640	-	2 049 268
8414804900	oth Gas compr modul for use in oil drill oth than those of subhd 841430 & 841440	43 858	64 070	695 968	1 071 106

Tabel 3 : Ekspor Indonesia menurut Komoditi (Kode HS 10 digit)
Export of Indonesia by Commodity (10 digit of HS Code)

Maret 2016
March

Kode H S H S Code	Uraian golongan barang Group description	Berat bersih / Net weight (Kg)		Nilai / Value F.O.B. (U S \$)	
		Bulan ini Current month	Kumulatif Cum. Jan. to date	Bulan ini Current month	Kumulatif Cum. Jan. to date
(1)	(2)	(3)	(4)	(5)	(6)
8414805000	Hoods having maximum horizontal side < 120 cm for air pumps	68 512	207 728	610 588	1 855 157
8414809000	Hoods having maximum horizontal side > 120 cm for air pumps	64 667	96 156	96 919	312 770
8414901300	Parts of pumps or compressors for goods of subheading 8414.10	-	253	-	44 451
8414901500	Parts of pumps or compressors for goods of subheading 8414.30	38 323	74 973	338 882	651 132
8414901600	Parts of pumps or compressors for goods of subheading 8414.40	20	20	92	92
8414901900	Oth parts of pumps or compressors for goods of subheading 8414.40	10 400	160 722	268 924	948 434
8414902100	Part of kind for fans suitable use in goods of heading 8415, 8418, 8509/8516	3 993	9 573	17 396	35 303
8414902900	Oth part of kind for fan suitable use in goods of heading 8415, 8418, 8509/8516	33 871	34 533	470 473	473 836
8414903100	Hoods for goods of subheading 8414.60	8 910	27 677	66 069	164 617
8414903200	Hoods for goods of subheading 8414.80	2 944	4 679	9 176	19 145
8415101000	AC mach, windows/wall types self-contain or "split system" & out put < 26,38 kw	7 858	9 778	62 006	68 617
8415109000	AC mach, windows/wall types self-contain or "split system" & out put > 26,38 kw	16 653	50 447	77 407	244 635
8415201000	AC machine of a kind used for persons, in motor vehicles an out put < 26,38 kw	9 841	46 677	256 584	1 090 702
8415209000	AC machine of a kind used for persons, in motor vehicles an out put > 26,38 kw	26 558	140 104	375 309	1 740 385
8415819100	Refri.revrs heat pump, oth. use arcrf, rail road, output > 21.10kw, airfl > 67.96m ³ /m	11	17	165	228
8415831900	Not incorp a refri unit of used in aircraft, output < 21.10kw, airfl < 67.96m ³ /m	-	450	-	1 630
8415832900	Not incorporating a refrigrating unit of used in aircraft with output > 26,38 kw	217	217	1 030	1 030
8415901400	Parts AC mach with an output < 21,10 kw of evapor/condensers for motor vehicles	21 145	69 091	350 169	1 196 293
8415901990	Parts AC mach with an output < 21,10 kw oth than of chasis / cabins, weld & paint	4 899	8 439	81 975	164 935
8415903400	Part mach with > 26,38 kw output < 52,75 kw with evapor > 67,96 m/m used aircf/railway	1 556	4 617	16 898	50 766
8415904500	Parts of mach with an output > 52,75 kw with evapor > 67,96 m/m in mtr vehicles	18 552	79 879	235 234	1 205 144
8415904900	Parts of mach with an output < 52,75 kw with evapor > 67,96 m/m in mtr vehicles	37 283	93 887	333 919	1 087 054
8416100000	Furnace burners for liquid fuel	14 000	14 000	2 113	2 113
8416200000	Other furnace burners, including combination burners	-	68 824	-	546 588
8416300000	Mechanical stokers, including their mech grate, mech ash discharg & similar app	-	15	-	42
8416900000	Parts of furnaces burners for liquid or solid or gas fuel, mechanical stokers	47	3 051	214	365 200
8417100000	Furnace & oven for the roast, melt, oth heat treat, of ores, pyrite metal non-elect	4 500	5 685	135 000	168 000
8417200000	Bakery ovens, including biskuit ovens	520	12 077	681	6 179
8417800000	Incinerators, non-electric	4 113	5 425	133 179	135 953
8417900000	Part of industrial/laboratory furnaces & oven, including incinerators, non electric	2 126	60 100	19 390	62 462
8418101010	Refri-frez, fitt with separate external door; household type with < 230 l capacity	1 597 108	5 353 804	6 437 704	22 749 419
8418101090	Refri-frez, fitt with separate external door; household type with > 230 l capacity	2 530 826	7 932 665	9 486 129	32 809 363
8418109000	Refri-frez, fitt with separate external door, industri type	17 350	66 760	85 674	298 007
8418210010	Refrigerator, household type with compression type of capacity < 230 l	572 021	1 387 372	2 256 829	5 480 817
8418210090	Refrigerator, household type with compression type of capacity > 230 l	310	3 857	500	6 204
8418290090	Refrigerator, household type oth than compres type of capacity > 230 l	51 095	103 976	175 911	323 269
8418309000	Freezer of the chest type, not exceed 800 l capacity	40	6 999	100	25 928

Tabel 3 : Ekspor Indonesia menurut Komoditi (Kode HS 10 digit)
Export of Indonesia by Commodity (10 digit of HS Code)

Maret 2016

March

Kode H S H S Code	Uraian golongan barang Group description	Berat bersih / Net weight (Kg)		Nilai / Value F.O.B. (U S \$)	
		Bulan ini Current month	Kumulatif Cum. Jan. to date	Bulan ini Current month	Kumulatif Cum. Jan. to date
(1)	(2)	(3)	(4)	(5)	(6)
8418401000	Freezer of the upright type, not exceed 200 l capacity	28 072	182 402	142 260	922 502
8418409000	Freezer of the upright type, not exceed 900 l capacity	1 148	4 249	12 760	48 166
8418501100	Refri chambers, capacity>200 l of kind suitable for medical,surgical/laboratory	5 520	9 507	84 683	141 133
8418501900	Oth Refri chambers, capcty>200 l of kind suitable for medical,surgical/laboratory	3 917	6 812	33 904	58 479
8418509900	Refrigerating equipment,capacity <=200 l not for medical, surgical or laboratory	393 449	976 134	2 100 101	4 927 773
8418691000	Beverage coolers equipment;heat pumps	16	12 934	100	35 802
8418693000	Drinking water coolers equipment;heat pumps	-	54	-	90
8418694100	Water chillers cap>21.10 kw for AC with a refrigerating equip;heat pumps	24 421	91 217	1 144 717	3 269 856
8418694900	Water chillers cap>21.10 kw not for AC machine with a refrigerating	1 000	1 000	3 639	3 639
8418695000	Scale ice-maker units equipment;heat pumps	-	3 000	-	28 859
8418699000	Oth refrigrt/freez equip,oth than heat pump oth than air condition mach hd84.15	65 310	122 717	1 148 990	2 205 776
8418910000	Part for good,sub 8418.(10,21,29,30,40) ,furniture to refri/freez	8 921	17 567	45 332	87 550
8418991000	Evaporators and condensers	241 303	638 551	2 566 361	6 539 676
8418999010	Cabinets and doors, welded/painted	26 592	98 712	56 906	222 431
8418999090	Oth part refrig & freezers equipment electric/oth	55 044	156 607	408 532	1 190 654
8419111000	Instant gas water heaters,for household type, non electric	15	141	9	195
8419119000	Instant gas water heaters,not for household type, non electric	43	1 268	56	21 948
8419191000	Instant water heaters oth than gas , for household type, non electric	142	142	90	90
8419199000	Instant water heaters oth than gas , not for household type, non electric	896	10 137	4 142	72 358
8419200000	Instant water heaters, non electric for Medical,surgical/laboratory sterilisers	514	1 797	15 850	63 203
8419311090	Oth.than evaporators,dryers for agri products, electrically operated	1	1	301	301
8419321000	Dryers for wood, paper pulp, paper/paper board, electrically operated	124 733	135 628	179 091	229 428
8419391100	Dryers machine electrically operated, for manufacture PCB	616	1 016	2 626	7 326
8419391900	Other dryers machine electrically operated	18 515	130 756	128 243	804 542
8419401000	Distilling/rectifying plant electrically operated	64 704	235 474	272 570	1 114 747
8419501000	Heat exchange units for Cooling towers	68	68	2 802	2 802
8419509010	Condensers for air conditioners for motor vehicles	17 238	52 189	245 740	744 209
8419509020	Oth condensers for air conditioners	1 087	3 240	7 671	17 482
8419509030	Oth condensers electrically operated	5 008	13 262	3 361	12 787
8419509040	Oth condensers not electrically operated	333	6 562	7 107	85 564
8419601000	Machinery for liquefying air or oth gases electrically operated	-	1 000	-	2 938
8419602000	Machinery for liquefying air or oth gases not electrically operated	-	335	-	4 000
8419811000	Oth.mach,plant&equip for make hot drink /for cook/heat food, elect operated	123	817	765	17 739
8419812000	Oth.mach,plant&equip for make hot drink /for cook/heat food,not elect operated	1 290	20 467	18 037	151 955
8419891900	Oth mach for making hot drinks/for cooking/heating food,electricall operate	22 814	73 803	194 276	717 644
8419892000	Oth mach for making hot drinks/for cooking/heating food,not electri operate	-	45	-	11 925
8419901200	Part machin for the treatment by proces involve heat,for manufacture pcb/pwb	2 004	5 543	12 272	29 534
8419901300	Parts of electrically operated , casing for cooling towers	3 719	4 509	21 665	26 247
8419901900	Parts, oth machine electrically operated	3	73 819	11 052	522 804
8419902900	Part machine,non-electric op,for treat by proces involve heat ,not household ty	213	8 873	9 547	29 304
8420109000	Oth calendering/oth rolling machine	5 205	5 246	21 819	22 589
8420911000	Cylinders, parts of apparatus for the appl of dry film,liquid photo resis,etc	-	7 005	-	176 492

Tabel 3 : Ekspor Indonesia menurut Komoditi (Kode HS 10 digit)
Export of Indonesia by Commodity (10 digit of HS Code)

Maret 2016

March

Kode H S H S Code	Uraian golongan barang Group description	Berat bersih / Net weight (Kg)		Nilai / Value F.O.B. (U S \$)	
		Bulan ini Current month	Kumulatif Cum. Jan. to date	Bulan ini Current month	Kumulatif Cum. Jan. to date
(1)	(2)	(3)	(4)	(5)	(6)
8420991000	Oth parts of apparatus for the applic of dry film,liquid photo resist,etc	11 613	23 779	11 110	26 459
8420999000	Oth parts for calendering/oth rolling ma chines	-	15	-	367
8421120010	Centrifuges,inclusing centrifugal dryers for cloth dryers cap<30 l	120	170	150	679
8421199000	Oth centrifuges,inclusing centrifugal dr yers	2 284	4 227	11 263	44 019
8421211100	Filtering/purifying water machine & app for domestic use of a cap <= 500 l/h	2 506	4 941	6 100	10 732
8421211900	Oth filtering/purifying water machin & app of a capacity <= 500 l/h	29 452	113 155	125 655	882 388
8421212200	Filtering/purifying water machine & app ,electrically operated of a cap> 500 l/h	58	934	745	15 625
8421212300	Filtering/purifying water machine & app ,non electric operated of a cap> 500 l/h	75	3 777	12	540
8421229000	For filter/purify beverages oth than wat er of a capacity <= 500 l/hr	305	305	1 330	1 330
8421231100	Oil filters for internal combustion engines machinery pos 8429 or 8430	2 300	3 362	1 424	7 140
8421231900	Petrol filters for internal combustion engines machinery pos 8429 or 8430	1 629	41 855	53 742	332 735
8421232100	Oil filters for motor vehicles of chapter 87	1 421 262	3 868 886	5 826 140	16 195 571
8421232900	Petrol filters for motor vehicles of chapter 87	30 981	76 634	322 744	758 375
8421239100	Oil filters for internal combustion engines machinery pos 8429 or 8430	273	340	4 348	8 112
8421239900	Petrol filters for internal combustion engines machinery pos 8429 or 8430	433	960	16 979	19 415
8421293000	Filter/purify mach&apparatus for liquid of a kind used in oil drill operations	1 150	34 750	24 830	220 852
8421294000	Filter/purify mach&apparatus for petrol filters	43	500	156	2 916
8421295000	Filter/purify mach&apparatus for oil fil ters	1 798	3 251	1 400	2 260
8421299000	Oth filtering machinery & apparatus for liquids not electrically operated	7 141	101 457	49 860	713 582
8421311000	Intake air filters for inter combustion engines for machine chapter 8429 or 8430	2	80	118	258
8421312000	Intake air filters for inter combustion engines for motor vehicles of chap 87	410 780	1 082 031	2 732 626	7 332 746
8421319000	Oth intake air filters for internal combustion engines	5 341	10 748	74 499	163 447
8421392000	Air purifiers	-	1 558	-	16 218
8421399000	Filtering machines&apparatus for gases	47 834	83 557	538 146	1 819 926
8421919000	Parts of subhd 8421.11.00/8421.19.90 of centrifuges,includ centrifugal dryers	134	336	20 214	55 805
8421992000	Parts filter cartridges of filter,subhd 8421.23	16 700	21 077	75 138	118 848
8421993000	Parts of goods of subheading 8421.31	8 145	12 354	67 339	139 642
8421999100	Oth parts of goods of subheading 8421.29.20	-	33	-	1 730
8421999400	Oth parts of goods of subheading 8421.21.11/8421.21.21	160	270	3 312	5 035
8421999900	Oth parts of goods of subheading 8421.21.11/8421.21.21	25 915	52 862	643 863	1 369 272
8422110000	Dish washing machin of the house hold type	2 490	2 490	25 550	25 550
8422190000	Dish washing machines not of the household type	1 906	1 906	78 288	78 288
8422200000	Machinery for cleaning/drying bottles or oth containers	1 489	1 489	83 546	83 546
8422300000	Machinery for aerating beverages,filling ,closing,seal,label bottles, cans, boxes	2 150	4 342	97 060	137 423
8422400000	Other packing, wraping machinery (inc heat-shrink wraping machinery)	34 904	91 026	374 195	1 178 796
8422901000	Parts of goods of subheading 8422.11	562	643	6 781	7 700
8422909000	Part goods of subhd 8422 of oth than sub heading 8422.11	10 353	49 626	31 328	823 985
8423101000	Personal weighing machin,inclusing baby &household scales,electrically operated	473	612	1 846	2 359
8423102000	Personal weighing machin,inclusing baby & household scales,not electric operate	-	157	-	647
8423201000	Scales for continuous weighing of goods on conveyors, electrically operated	366	585	178	2 696
8423202000	Scales for continuous weighing of goods on conveyors, not electrically operated	10	14	40	151

Tabel 3 : Ekspor Indonesia menurut Komoditi (Kode HS 10 digit)
Export of Indonesia by Commodity (10 digit of HS Code)

Maret 2016

March

Kode H S H S Code	Uraian golongan barang Group description	Berat bersih / Net weight (Kg)		Nilai / Value F.O.B. (U S \$)	
		Bulan ini Current month	Kumulatif Cum. Jan. to date	Bulan ini Current month	Kumulatif Cum. Jan. to date
(1)	(2)	(3)	(4)	(5)	(6)
8423301000	Constan weight scales, predetermin weight scales & hopper scales, electric operat	435	5 569	2 780	9 324
8423302000	Constan weight scales, predetermin weight scales & hopper scales, not electr operat	50	1 151	53	856
8423811000	Oth weighing machinery, max capacity <=30 kg, electrically operated	4	13	70	623
8423812000	Oth weighing machinery, max capacity <=30 kg, not electrically operated	130	235	66	115
8423821900	Oth. weigh mach, having a maximum weight 1000 < capacity <= 5 000kg, electric opera	40	540	70	570
8423822900	Oth. weigh mach, having a maximum weight 1000 < capacity <= 5 000kg, not electric o	3	5	2	822
8423891000	Oth weigh mach, oth. capacity > 5 000kg, electrically operated	24 710	82 612	1 261 143	4 156 985
8423901000	Weighing machine weights	295	1 028	79 120	267 663
8423902100	Parts of Weighing machinery, electricall operated	5 073	9 747	185 336	473 479
8423902900	Parts of Weighing machinery, not electricall operated	322	1 013	26 331	103 337
8424101000	Fire extinguishers, whether/not charged suitable for aircraft use	-	45	-	244
8424109000	Fire extinguishers, whether/not charged for oth than aircraft use	381	3 666	5 696	22 003
8424201100	Spray guns & similar appliances for agri /horticultural, electric operated	35	322	75	460
8424201900	Spray guns & similar appliances not for agricult/ horticultural, electric operated	-	57	-	63
8424202900	Spray guns & similar appliances not for agricultural/ horticultural, not electric	274	279	57	88
8424300000	Steam/sand blasting machines & similar jet projecting machines, electrical operate	3 490	6 476	14 710	40 778
8424813000	Hand-operated insecticide sprayers for agriculture/ horticulture	111 388	320 631	479 567	1 355 517
8424892000	spray heads with dip tubes	366	710	5 063	6 345
8424895000	Oth appl for project, dispers, spray liqui ds/ powders, not household type, elect op	65	3 926	1 007	130 526
8424899000	Oth appl for project, dispers, spray liqui ds/ powders, not household type, not elect	69	69	1 701	1 701
8424901000	Parts of fire extinguisher	311	831	8 627	21 059
8424902300	Parts of spray gun, oth than of good of subhead 8424.20.11, electrically operated	-	4 971	-	13 168
8424902900	Parts of spray gun, oth than of good of subhead 8424.20.11, not electrically oper	7	7	5	5
8424903000	Parts of steam/sand blasting machine & similar jet projecting mach, electric ope	859	5 559	6 000	80 958
8424909900	Oth mechanical appliances (whether/not hand operated)	17 768	56 207	134 577	413 204
8425110000	Pulley tackle & hoists oth than skip for raising vehicles, by electric motor	2 790	2 790	4 016	4 016
8425190000	Pulley tackle & hoists oth than skip for raising vehciles, not electric motor	5 438	7 756	19 225	43 691
8425310000	Oth winches; capstans, powered by electric motor	83 175	83 175	1 450 016	1 450 016
8425390000	Oth winches; capstans, oth than powered by oth electric motor	50 345	479 944	44 177	212 437
8425410000	Jacks hoists of built in jacking system of a type used in garages	-	41	-	53
8425421000	Jacks used in tipping mechanism for lorries	1 173	1 173	7 470	7 470
8425429000	Oth jacks and hoists, hydraulic	48 689	112 918	217 837	640 396
8425491000	Oth jacks; hoists of a kind used for raising vehicles, electrically operated	17 644	30 813	30 350	81 856
8425492000	Oth jacks; hoists of a kind used for raising vehicles, not electric operated	4 002	364 500	11 729	1 731 937
8426110000	Overhead traveling cranes on fixed support	-	206	-	6 345
8426193000	Gantry cranes	1 450	2 250	16 552	26 093
8426199000	Other transporter cranes	1 228 117	1 872 913	1 783 507	5 194 016
8426200000	Tower cranes	115 470	115 470	212 550	212 550
8426300000	Portal/ pedestal jib cranes	2 276	24 276	13 785	181 245

Tabel 3 : Ekspor Indonesia menurut Komoditi (Kode HS 10 digit)
Export of Indonesia by Commodity (10 digit of HS Code)

Maret 2016

March

Kode H S H S Code	Uraian golongan barang Group description	Berat bersih / Net weight (Kg)		Nilai / Value F.O.B. (U S \$)	
		Bulan ini Current month	Kumulatif Cum. Jan. to date	Bulan ini Current month	Kumulatif Cum. Jan. to date
(1)	(2)	(3)	(4)	(5)	(6)
8426490000	Other Mobile lifting frames, self propel led,oth than on tyres	58 045	58 675	142 857	216 543
8426910000	Other derricks machine designed for mounting on road vehicles	850	2 000	104 086	126 354
8426990000	Other derricks machine designed for mounting oth than on road vehicles	-	55 000	-	65 820
8427100000	Self-propelled trucks powered by an electric motor	-	21 385	-	11 300
8427200000	Oth self-propelled trucks	20 588	32 338	8 166	30 576
8427900000	Oth trucks	168 318	306 869	317 519	608 268
8428102900	Oth lifts oth than of a kind used in buildings	132 808	138 962	244 827	250 027
8428209000	Oth pneumatic elevators & conveyors	6 973	7 483	385 870	395 508
8428329000	Oth continuous act elevators &conveyors of bucket type,not used for agri type	13 906	19 906	33 863	36 379
8428332000	conveyor belt, Automated machiine for the transport,hand & storage of PCB/PWB	200	200	3 950	3 950
8428339000	Other conveyor belt	3 330	119 110	3 483	70 235
8428399000	Oth continuous-action elevators&conveyor , for goods/materials	26 255	34 174	99 454	163 971
8428600000	Teleferics, chair-lifts, ski-draglines; traction mechanisms for funiculars	-	560	-	5 000
8428909000	Other machine for lifting, handling, loa ding/unloading	2 776	18 866	14 760	41 581
8429110000	Track laying, bulldozers and angledozers	328 503	861 443	1 049 976	2 009 863
8429190000	Bulldozer & angledozers other than track laying	497 689	2 222 989	770 026	3 040 362
8429200000	Graders and levellers	378 200	479 038	528 700	688 074
8429300000	Scrapers	-	2	-	16
8429403000	Tamping machines	10 700	22 700	27 300	42 300
8429405000	Other vibratory road rollers	154 139	1 135 493	651 891	5 176 344
8429409000	Other Tamping mcachine and road rollers	119 000	675 158	632 800	8 683 478
8429510000	Front-end shovel loaders	39 200	40 185	100 313	100 704
8429520000	Mach with a 360,revolving super struct, mech shovels,excavators and shove loader	3 675 131	9 074 067	13 034 781	31 722 537
8429590000	Mech shovels,excavators & shove loader oth front-end shovel,cannot revolving 36	723 710	1 950 915	153 450	1 211 787
8430100000	Pile-drivers and pile-extractors	-	144	-	1 219
8430410000	Oth boring/sinking machinery self propelled	8 500	61 870	252 320	341 550
8430491000	Boring mach,Wellhead platforms & integra produc modules for use in drilling prod	13 850	20 488	715 053	784 131
8430499000	Other boring or sinking machinery, not self propoled	2 625	47 229	25 449	751 341
8430500000	Oth moving,grading,levelling,scraping machinery, self-propelled	14 668	14 668	1 027 044	1 027 044
8430610000	Tamping/compacting machinery, not self propelled	-	79	-	25
8430690000	Oth machinery of hedaing 84.30 not self -propelled	166	22 298	3 576	9 601
8431101300	Parts suitable for of goods of subhead 8425.19,8425.39or8425.49,electri operat	208 288	208 408	2 334 215	2 338 215
8431101900	Oth parts suitable for of goods of heading 84.25,electrically operated	20 000	319 056	10 000	253 268
8431102900	Oth parts suitable for of goods of heading 84.25,not electrically operated	4 701	9 670	37 045	122 975
8431200000	Parts suitable for goods of head 84.27	673	22 271	509	39 527
8431311000	Parts of goods of shd 8428.10.(21,29), 8428.10.90,of lift skip hoist/escalators	-	126	-	1 012
8431312000	Parts of goods of shd 8428.10.10), 8428. 40.00,of lift skip hoist/escalators	4 317	40 643	20 415	223 168
8431391000	Part suitable for goods sub 8428.20.10, 8428.32.10, 8428.33.10/8428.39.10	-	1 890	-	61 300
8431392000	Parts suitable for goods of subheading 8 428.90	1 830	1 830	3 780	3 780
8431399000	Part of other lifting,handling/loading machine	28 762	200 563	214 985	909 806
8431411000	Buckets, shovels, grabs and grips,of machine of subheading 84.26	-	17 759	-	59 405
8431419000	Buckets, shovels, grabs and grips,of machine other than of subheading 84.26	110 758	141 051	210 659	256 734
8431420000	Bulldozer or angledozer blades	625 777	1 813 434	747 223	2 212 700
8431430000	Parts of boring/sinking machinery of su bhead 8430.41/8430.49	114 583	1 636 476	1 908 455	8 784 303
8431491000	Parts of machinery of heading 84.26 oth than Buckets, shovels, grabs and grips	362 558	1 194 720	470 995	1 844 057

Tabel 3 : Ekspor Indonesia menurut Komoditi (Kode HS 10 digit)
Export of Indonesia by Commodity (10 digit of HS Code)

Maret 2016

March

Kode H S H S Code	Uraian golongan barang Group description	Berat bersih / Net weight (Kg)		Nilai / Value F.O.B. (U S \$)	
		Bulan ini Current month	Kumulatif Cum. Jan. to date	Bulan ini Current month	Kumulatif Cum. Jan. to date
(1)	(2)	(3)	(4)	(5)	(6)
8431492000	Cutting edges or end bits for scrapers, graders/levellers	866 958	2 826 755	3 341 430	10 750 489
8431495000	Parts of road rollers	207 110	239 361	815 429	928 384
8431499000	Oth parts suitable use of machinery of heading 84.30	3 157 804	6 742 620	11 259 724	25 122 663
8432100000	Ploughs	-	180	-	360
8432300000	Seeders, planters and transplanters	-	2 015	-	1 500
8432801000	Other machinery for soil preparation or cultivation;of agricult/horticultur type	5	5	122	122
8432901000	Parts of machinery of subheading 8432.80.90	9 966	21 738	248 732	542 852
8432909000	Parts oth machinery for soil preparation /cultivation	3 186	3 336	11 735	12 468
8433110000	Mowers for lawns,parks/ground,powered with the cutting device rotate horizonta	333	333	1 140	1 140
8433199000	Oth mowers for lawns, parks/sport ground ,oth than manually operated	-	265	-	708
8433200000	Oth mowers,including cutter bars for tractor mounting	17	25	11 821	11 971
8433400000	Straw or fodder baler,including pick-up balers	-	15 789	-	109 327
8433510000	Combined harvester-threshers macinery	43 200	55 455	311 412	387 851
8433599000	Other harvesting, threshing machinery	68	809	887	4 530
8433909000	Other parts harvesting or threshing machine	9 408	9 482	38 977	40 596
8435101000	Presses,crushers & manufacture of wine, cider,fruit juices,electric operated	2 480	77 824	5 189	318 726
8436211000	Poultry incubators & brooders, electric operated	-	16	-	100
8436801100	Other agric or horticultural machine,ele ctric operated, inc Germination plant	31 746	45 626	359 319	501 192
8436802100	Other agric or horticultural machine, not electric operated, inc Germination p	-	9 825	-	93 875
8436802900	Other machine, not electric operated for poultry include bee keeping	200	102 950	660	1 094 356
8436911000	Parts of poultry-keeping machinery/ poul try,incubator & brooders,electric operat	-	500	-	200
8436991100	Parts of other machin for agri & horti t ype,electric operated	5 713	5 713	27 182	27 182
8437104000	Mach for clean,sorting/grad seed,graint dried leguminous vegetable,not electric	-	120	-	216
8437801000	Rice hullers & cone type rice mills, electrically operated	-	125	-	200
8437802000	Macinery for rice hullers & cone type rice mills,not electrically operated	150	795	300	974
8437803000	Cofee & corn mills machine for industry type, electrical operated	85	1 411	50	1 415
8437804000	Cofee & corn mills machine for industry type, not electrical operated	-	70	-	215
8437805100	Polishing machine for rice, sieving,bran cleaning&husking machine, electric oper	-	640	-	7 500
8437805900	Other machine used in the milling indust or working of cerals, electric operate	100	450	900	1 981
8437806100	Polishing machine for rice, sieving,bran cleaning&husking machine, not electric	130	4 630	97	5 164
8437901100	Parts of machin of subheading 8437.10 , electrically operated	-	270	-	8 373
8437902900	Oth parts of machines of subheading 8437.10, not electrically operated	-	1 525	-	10 391
8438101000	Bakery machine,macaroni,spaghetti/simila products, electrically operated	18 623	96 986	254 663	1 256 645
8438102000	Bakery machine,macaroni,spaghetti/simila products, not electrically operated	-	40	-	45
8438201000	Machine for the manufac of confectionary cocoa/chocolate, electrically operated	100	7 681	600	43 839
8438501000	Mach for the preparation of meat/poultry ,electrically operated	-	7 532	-	50 922
8438602000	Machiner for the preparation of fruits, nuts/vegetable, not electric operated	-	200	-	56
8438801100	Coffee pulpers, electrically operated	-	13	-	500
8438809100	Other machine for the industrial prepara tion/manufacture, electric operated	17 890	64 404	314 094	875 446
8438809200	Other machine for the industrial prepara tion/manufacture, not electric operated	-	454	-	835

Tabel 3 : Ekspor Indonesia menurut Komoditi (Kode HS 10 digit)
Export of Indonesia by Commodity (10 digit of HS Code)

Maret 2016

March

Kode H S H S Code	Uraian golongan barang Group description	Berat bersih / Net weight (Kg)		Nilai / Value F.O.B. (U S \$)	
		Bulan ini Current month	Kumulatif Cum. Jan. to date	Bulan ini Current month	Kumulatif Cum. Jan. to date
(1)	(2)	(3)	(4)	(5)	(6)
8438901900	Parts of oths goods of heading 84.38 ele ctrically operated	33 770	58 709	671 859	1 519 608
8438902900	Parts of oth goods of heading 84.38.20 o f coffee pulpers,not electric operated	14 979	16 584	197 400	350 203
8439910000	Part of machine for mak pulp of fibrous cellulosic material,electrically operate	290	290	1 001	1 001
8439990000	Parts for making/ finishing paper/ paper board, electrically operated	1 439	43 188	9 785	611 600
8440101000	Book-binding mach, includ book-sewing, electrically operated	-	815	-	45 053
8441101000	Cutting paper machines, electrycally operated	2 624	6 999	7 047	69 261
8441102000	Cutting paper machine, not electrycally operated	41	116	53	73
8441201000	Machine for making bags,sacks/envelopes electrically operated	-	35 465	-	286 000
8441401000	Machines for moulding articles in paper pulp,paper/paperboard,electric operat	3 600	4 500	95 000	96 200
8441801000	Oth machinery for making up paper pulp, paper/paperboard,electrically operat	-	8 160	-	50 025
8441901000	Part of machin for mak up paper pulp, paper/paperboard,cutting mach,elec operat	4 836	10 070	20 000	64 510
8442301000	Electric machine,app&equip for preparing /making plates,cylinders&oth printing co	-	1 388	-	83 732
8442302000	Non electric machine,app&equ for prepare /making plates,cylinders&oth printing co	-	269	-	3 294
8442401000	Parts,of electric machine,app&equip for prepare/making plates,cylinders&oth prin	7	1 741	1 814	8 134
8442500000	Plate,cyls&oth.print comp.plates,cyl & lithograph stones,prepared print purpose	48	5 849	707	33 056
8443110000	Ofset printing machinery, reel-fed	202	1 501	552	18 794
8443120000	Ofset printing machinery, sheet - fed, office type (use sheet<22x36cm)	-	29 650	-	20 000
8443130000	Oth er offset printing machinery	35 507	92 132	708 257	948 360
8443140000	Letterpress printing machine, reel-fed, excluding flexographic printing	13	5 513	87	55 087
8443160000	Flexographic printing machinery	-	740	-	500
8443170000	Gravure printing machinery	-	2	-	55
8443190000	Other printing machine use for print by means of plates, cylinder&oth print	11 382	80 944	92 591	227 152
8443311010	Printer-copier,ink-jet,color,capable of connecting to a data machine/network	3 714 526	10 816 433	66 224 473	187 150 978
8443311090	Printer-copier,ink-jet proces,no color, capable of connect to data mach/network	841	2 706	30 244	62 461
8443312010	Printer-copier,laser proces,color, capab le connect to data mach/network	130	282	19 440	21 302
8443312090	Printer-copier,laser proces,no color, ca pable connect to data mach/network	3 665	4 320	8 620	14 735
8443313090	Combination printer-copier-facs machine, no color,connect to data mach/network	1 375	1 375	15 809	15 809
8443319010	Oth mach which perform >= 2 function of printing,copying/facsimile; color	8 465	11 979	74 584	111 208
8443319090	Oth mach which perform >= 2 function of printing,copying/facsimile,no color	2 364	4 030	68 337	129 183
8443321010	Dot matrix printer,color,capable connect to data machine/network	90	287	11 250	18 188
8443321090	Dot matrix printer,no color,capable of connect to data machine/network	395 855	986 997	5 806 362	14 750 090
8443322090	Ink-jet printer,no color,capable connect to a data machine/network	10 771	16 480	200 059	305 153
8443323010	Laser printer,color,capable of connect to a data machine/network	-	1 591	-	1 255
8443323090	Ink-jet printer,no color,capable connect to a data machine/network	924	10 967	330	35 357
8443329090	Other printing machine,no color,capable connect to data machine/network	322 268	659 922	11 187 937	22 508 225
8443392090	Electros photocopy ,no color,by reproduc original image in-direct onto the copy	14 000	14 000	16 200	16 200

Tabel 3 : Ekspor Indonesia menurut Komoditi (Kode HS 10 digit)
Export of Indonesia by Commodity (10 digit of HS Code)

Maret 2016

March

Kode H S H S Code	Uraian golongan barang Group description	Berat bersih / Net weight (Kg)		Nilai / Value F.O.B. (U S \$)	
		Bulan ini Current month	Kumulatif Cum. Jan. to date	Bulan ini Current month	Kumulatif Cum. Jan. to date
(1)	(2)	(3)	(4)	(5)	(6)
8443393010	Oth photocopy apparatus incorporating an optical system,color	60	60	100	100
8443393090	Oth photocopy apparatus incorporating an optical system,no color	3 040	3 741	39 514	42 820
8443394090	Ink-jet printer,not color,not capable of connect to network	-	34	-	2 307
8443399090	Laser printer ,not color,not capable of connect to network	-	355	-	4 292
8443910000	Part & accessori of print machinery used for print by component of head 84.42	122 197	384 562	9 516 831	25 667 563
8443991000	Part & accessori of screen print machinery for manufact of print circuit board	365	365	195	195
8443992000	Ink-filled printer cartridges	173 599	572 332	4 411 933	13 447 955
8443993000	Paper feeders and sorters	18	47	360	1 525
8443999000	Oth part & accessori of screen printing machinery	55 540	109 214	2 858 265	5 545 230
8444001000	Mach for extrude,texture/cut man-made textile material,electric operate	-	1 544	-	28 508
8445111000	Carding machines,electrically operated , for preparing textil fibres	-	77 436	-	37 664
8445191000	Other machines for preparing textile fibres; electrically operated	-	46 510	-	48 969
8445301000	Textile doubling/twisting machines; electrically operated	11 140	20 700	16 913	28 865
8445401000	Textile winding(including weft-winding) or reeling machin,electrically operated	16 199	81 106	83 283	518 557
8445901000	Mach for prepring textile yarns to used weaving/knitting/stich bond,elect oprtd	600	1 907	86 688	284 370
8445902000	Mach for prepring textile yarns to used weaving/knitt/stich bond,not elect oprtd	-	190	-	39 216
8446101000	Machines for weaving fabrics of a width ? 30 cm, electric operated	-	791	-	8 106
8446290000	Machines for weaving fabrics of a width >30 cm,shuttle type	-	1	-	18
8447111000	Circular knitting mach,cylinder diamtr ? 165 mm, electrically operated	229 860	234 860	1 180 552	1 220 552
8447121000	Circular knitting mach,cylinder diamtr >165 mm, electrically operated	43	43	4 527	4 527
8447201000	Flat knitting & stitch bonding machine, electrically operated	630	6 810	2 200	56 530
8447901000	Machines for making gimped yarn,tulle, lace&mach for tufting,electric operated	10	124	44	4 508
8448112000	Dobbies & jacquards, card reducing, copying,puching/ass mach,not elect oprtd	-	145	-	1 500
8448192000	Auxiliary mach for use extruding/prepare textile/weave/knitt, not elect oprtd	-	319	-	548
8448200000	Parts&accessories of machines for extrud /their auxiliary machinery	4 103	14 785	481 587	1 251 984
8448320000	Parts & access of mach for preparing textile fibres,other than card clothing	-	80	-	209
8448330000	Spindles, spindle flyers,spinning rings, and ring travellers	200	737	35 555	53 402
8448390000	Oth parts & access of mach of preparing textile fibres/their auxiliary machinery	14 308	17 953	35 667	50 960
8448420000	Reeds for looms, healds & heald-frames	318	1 267	28 452	344 562
8448499100	Oth parts&aces, elect operated,use with machines for extruding & knitting	3 198	12 670	219 405	726 277
8448510000	Sinkers, needles&other articles used in forming stitches	2	61	39	17 951
8448590000	Othe parts&accessories of mach for knitting/their auxiliary machinery	18	41	3 915	9 682
8450111000	Household/laundry-type washing machines; fully-automaticmachine;capacity < 6 kg	736	1 442	5 186	6 023
8450119000	Household/laundry-type wash machines; fully- automatic machine;capacity > 6 kg	7 515	29 478	16 231	69 177
8450120020	Household/laundry-type wash machines; built- in centrifugal drier,capacity > 6	56 791	322 362	237 129	1 352 225

Tabel 3 : Ekspor Indonesia menurut Komoditi (Kode HS 10 digit)
Export of Indonesia by Commodity (10 digit of HS Code)

Maret 2016

March

Kode H S H S Code	Uraian golongan barang Group description	Berat bersih / Net weight (Kg)		Nilai / Value F.O.B. (U S \$)	
		Bulan ini Current month	Kumulatif Cum. Jan. to date	Bulan ini Current month	Kumulatif Cum. Jan. to date
(1)	(2)	(3)	(4)	(5)	(6)
8450191020	Other household/laundry-type wash machin dry linen capacity > 6 kg	30 962	131 792	126 307	1 294 531
8450199020	Other household/laundry-type wash machin dry linen capacity > 6 kg	59 656	149 535	248 463	623 169
8450200000	Household/laundry-type washing machines; a dry linen capacity >10 kg	60 391	145 613	264 979	634 066
8450901000	Parts of mach of dry linen capacity > 10 kg	1 224	1 296	9 678	10 930
8450902000	Parts of mach of dry linen, full auto, with built-in centrifugal drier,cap<10kg	2 020	7 474	11 546	38 849
8451100000	Dry-cleaning machines	25	721	190	3 809
8451290000	Drying machines,each of a dry linen capacity exceeding 10 kg	43 807	97 002	20 000	44 000
8451309000	Ironing machines and presses (including fusing presses)	110	402	78	932
8451400000	Washing, bleaching/dyeing machines	35 727	91 360	1 802 769	4 199 343
8451800090	Other machinery exclude washing mach for laundry ; for domestic use	28	28	1 068	1 068
8451901900	Parts of drying machines with a dry linen capacity ? 10 kg	-	2	-	190
8451909000	Parts of drying machines with a dry linen capacity > 10 kg	17 352	52 438	82 607	240 517
8452100000	Sewing machines of the household type	1 218	3 011	1 714	8 603
8452210000	Sewing machines;automatic units	218	2 483	2 375	4 755
8452290000	Sewing machines;not automatic units	520	21 416	5 481	44 698
8452300000	Sewing machine needles	-	1	-	3
8452901100	Arm,bed,stand,flywheel,belt guard; pedals of sewing mach of household type	14 280	54 803	14 280	73 090
8452901200	Furniture, bases and covers for sewing machines and parts there of	12 930	27 571	22 037	45 597
8452901900	Oth part of sewing mach of machinery of sewing machines of household type	82	1 999	10 908	14 318
8452909900	Other parts of sewing mach of machinery exclude sewing mach of household type	570	805	3 714	9 337
8453201000	Machinery for making/repairing footwear, electrically operated	1 280	11 645	5 900	70 317
8453801000	Other Mach for make/repaire footwear,not sewing machine,electrically operated	1 870	1 956	22 000	24 025
8453802000	Other Mach for make/repaire footwear,not sewing machine,not electrically operated	995	1 405	910	1 100
8453900000	Parts of machinery for preparing,tanning working hides, skins, leather	178	2 651	145	23 679
8454100000	Converters	226	228	500	790
8454200000	Ingot moulds and ladles	2 268	16 832	31 611	359 162
8454900000	Parts of converter, ladles, ingot moulds , casting mach for metallurgy	62	1 805	23 900	67 810
8455300000	Rolls for rolling mills	-	143 640	-	24 772
8455900000	Other parts of metal-rolling mills and rolls therefor.	2 550	530 550	770	95 018
8456100000	Mach tool for work any material by removal material,operat by laser/photon	6 280	24 423	251 332	796 684
8456200000	Machines tool for work any material by removal material,operat by ultrasonic	183	183	8 886	8 886
8456901000	Mach tool for mnfact of printed circuit, numerical control,by plasma arc process	4 450	4 450	156 236	156 236
8456902000	Wet proces equip for the application by immersion of electrochemic solutions	-	10 000	-	347 652
8456909000	Oth mach tool for work any material by other operating processes	700	2 790	3 654	28 256
8457100000	Machining centres	-	4 813	-	63 553
8457300000	Multi-station transfer machines	2	641	364	2 110
8458110000	Horizontal lathes, for removing metal numerically controlled	16 464	16 464	290	290
8458199000	Horizontal lathes, for remove metal, bed- spindle cntrl not excd>300mm,not num elct	21 172	21 172	7 175	7 175
8458999000	Oth lathes,for remove metal,not numeric ctrl, spindle cetnre-bed not excd >300 mm	1 626	15 310	3 981	102 043
8459101000	Way-type unit head machines, electrically operated	-	1 800	-	1 852
8459102000	Way-type unit head machines, not electrically operated	1 000	1 000	728	728

Tabel 3 : Ekspor Indonesia menurut Komoditi (Kode HS 10 digit)
Export of Indonesia by Commodity (10 digit of HS Code)

Maret 2016
March

Kode H S H S Code	Uraian golongan barang Group description	Berat bersih / Net weight (Kg)		Nilai / Value F.O.B. (U S \$)	
		Bulan ini Current month	Kumulatif Cum. Jan. to date	Bulan ini Current month	Kumulatif Cum. Jan. to date
(1)	(2)	(3)	(4)	(5)	(6)
8459210000	Drilling machines,numerically controlled	-	3 004	-	60 384
8459291000	Drilling machines,electrically operated	1 238	10 629	74 284	96 648
8459292000	Drilling machines, not electrically operated	-	115	-	349
8459391000	Boring-milling machines,electrically operated, not horizontal lathes	80	80	500	500
8459401000	Boring machines, electrically operated	-	2 360	-	40 000
8459610000	Other milling machines, numerically controlled	-	1 240	-	18 051
8459691000	Other milling machines, electrically operated	192	192	380	380
8459701000	Other threading/tapping machines, electrically operated	138	2 028	1 051	2 107
8459702000	Other threading/tapping machines, not electrically operated	12	12	466	466
8460191000	Other flat-surface grinding mach,an accur at least 0.01 mm, elect oprated	-	46	-	1 530
8460192000	Oth flat-surface grinding mach,an accur at least 0.01 mm, not elect operated	-	173	-	469
8460291000	Other grinding mach,an accuracy of at least 0.01 mm, electrically operated	15	45	30	280
8460292000	Other grinding mach,an accur at least 0.01 mm, not electric operated	619	5 487	1 769	29 157
8460311000	Machine tools, numeric controlled, for sharpen carbide diamet ? 3.175 mm	7 324	7 356	362 095	362 203
8460319000	Oth sharpening (tool/cutter grinding) machines,numerically controlled	19 270	19 270	23 807	23 807
8460391000	Oth sharpening (tool/cutter grinding) machines, electrically operated	-	129	-	14 400
8460401000	Honing/lapping machines, electrically operated	276	588	237	1 567
8460901000	Other machine-tools for deburring, abrasives/ polishing products, elect ope	2 089	2 492	3 006	3 600
8460902000	Other mach-tools for deburring,abrasives /polishing products, not elect operated	836	836	2 477	2 477
8461201000	Shaping/slotting machines,electrically operated	-	15 872	-	100 811
8461401000	Gear cutting,gear grinding/gear finishing mach electric operated	796	5 924	1 754	4 936
8461501000	Sawing/cutting-off machines, electrically operated	60	5 304	80	40 270
8461502000	Sawing/cutting-off machines, not electrically operated	-	425	-	455
8461901100	Planing machines,electric operated	-	90	-	161
8461901900	Other planing machines,electric operated	800	7 786	31 200	82 376
8462101000	Forging/die-stamping machines (incl pres & hammers, electric operated	6 023	86 399	18 641	1 598 552
8462102000	Forging/die-stamping machines (incl pres &hammers,not electric operation	4 028	4 028	1 101	1 101
8462210000	Bend,fold,straighen/flattening machine (includ pres),numeric control	29 166	104 149	36 021	266 376
8462291000	Bend,fold,straighen/flattening machine (incl pres),unnumeric cntrl,elect oprd	26 799	38 299	83 842	102 024
8462392000	Shearing mach (incl press),oth than bine punch mach,not electric operated	-	2 575	-	61 864
8462491000	Punching/notching mach,incl comb punch & shearing mach,not numeric cntrl,electr	-	173	-	2 760
8462910000	Hydraulic presses	1 654	143 104	1 802	493 830
8462991000	Mach for manufac of boxes,cans & similar contain of tin plate, electric operated	-	47 800	-	185 222
8462995000	Oth machine for working metal by forging ,hamming,electrically operated	1 849	14 799	5 437	72 528
8462996000	Oth machine for working metal by forging ,hamming,not electrically operated	-	3 800	-	270
8463101000	Draw-benches for bars,tube,profile,wire, or the like, electrically operated	-	1 568	-	1 440
8463301000	Machines for working wire,electrically operated	-	2 518	-	9 342
8463901000	Oth mach tool for work metal/cerments, without remove material,elect operated	550	550	1 989	1 989
8463902000	Oth mach tool for work metal/cerments, without remove material,not elect oprtd	5 280	5 280	114 725	114 725
8464101000	Sawing machines, electrically operated	280	436	35 000	36 526
8464201000	Grinding/polishing machines, electrically operated	-	17	-	34

Tabel 3 : Ekspor Indonesia menurut Komoditi (Kode HS 10 digit)
Export of Indonesia by Commodity (10 digit of HS Code)

Maret 2016

March

Kode H S H S Code	Uraian golongan barang Group description	Berat bersih / Net weight (Kg)		Nilai / Value F.O.B. (U S \$)	
		Bulan ini Current month	Kumulatif Cum. Jan. to date	Bulan ini Current month	Kumulatif Cum. Jan. to date
(1)	(2)	(3)	(4)	(5)	(6)
8464202000	Grinding/polishing machines, not electrically operated	-	1 000	-	43 000
8464901000	Oth mach tool for work stone,ceramics/ like mineral material,elect operated	-	5 778	-	15 139
8464902000	Oth mach tool for work stone,ceramics/ like mineral material,not elect operate	-	400 000	-	28 392
8465100000	Mach, can carryout diffrent type opration without tool charge for such operation	6	26 379	2	674 582
8465912000	Other sawing mach for scoring PCB/ PWB's , electrically operated	28 653	99 673	37 126	215 875
8465919000	Other sawing mach for scoring PCB/ PWB's , not electrically operated	24 890	191 381	32 638	102 398
8465922000	Oth planing,milling/moulding (by cutting) mach,electrically operated	31 427	141 942	52 818	218 268
8465929000	Oth planing,milling/moulding (by cutting)machines,not electric operat	6 497	110 724	26 110	309 697
8465931000	Grinding, sanding/polishing machines, electrically operated	19 781	157 624	29 866	338 524
8465932000	Grinding, sanding/polishing machines, not electrically operated	6	416	674	1 311
8465941000	Bending/assembling machines, electrically operated	1 500	15 700	2 997	80 310
8465942000	Bending/assembling machines, not electrically operated	-	2 030	-	2 438
8465953000	Other drilling/morticing machines, electrically operated	4 475	25 425	8 649	56 911
8465959000	Other drilling/morticing machines, not electrically operated	6 460	102 782	18 312	258 203
8465961000	Splitting, slicing/paring machines, electrically operated	47 040	89 750	73 933	202 915
8465993000	Other machine tools, lathes, eletrically operated	-	6 285	-	5 796
8465995000	Mach for deburring surfaces of PCB/PWB's, for scoring laminati presses	210	10 301	357	6 925
8465996000	Other mach-tools for nailing,stapling, glueing/otherwise assemb,elect operated	8 540	9 351	36 600	36 859
8465999000	Other mach-tools for nailing,stapling, glueing/otherwise assemb,not elect oprtd	124 586	337 712	191 768	709 607
8466109000	Oth tool holders & self-opening dieheads	994	31 118	53 003	65 477
8466201000	Work holders for sub 8456.99, 8460.31, 8465.91, 8465.92, 8465.95, 8465.99	-	461	-	3 219
8466209000	Oth work holders for other machine tools	2 753	4 426	34 947	59 564
8466309000	Dividing h,not for attachm sub 8456.99, 8460.31,8465.91,8465.92,8465.95&8465.9	16 078	39 355	422 107	1 089 941
8466910000	Parts&acces suitable for machine of heading 84.64-84.65	1 103	92 773	57 843	192 661
8466929000	Parts & acces suitable for mach of otherheading 84.65	2 145	4 101	25 005	49 948
8466939000	Parts&acces suitable for mach of other headings 84.56 to 84.61	6 724	28 124	49 053	606 616
8466940000	Oth parts & acces suitable for machines other headings 84.56 to 84.61	17 032	121 889	150 280	393 053
8467190000	Tool for working in the hand,pneumatic, in other type	334	761	466	12 844
8467210000	Drills of all kinds with self contained electric motor	11 579	15 440	119 739	160 043
8467220000	Saws with self contained electric motor	-	358	-	2 994
8467290000	Oth tool for working in the hand, with self-contained electric motor	77 278	89 794	160 636	187 424
8467810000	Chain saws	41	1 391	3 111	8 437
8467890000	Oth tool for working in the hand, with self-contained non-electric motor	1 411	2 526	28 710	40 385
8467911000	Part of chain saw,of elect-mechanic for work in hand,self-cont. electric motor	11	20	2 385	3 285
8467919000	Part of chain saw,of elect-mechanic for work in hand,self-cont. non-elect motor	20 661	25 709	15 059	36 349
8467920000	Parts of pneumatic tools	1	4 667	126	7 366
8467991000	Part of hydraulic tool,of goods with self-contained electric motor	1 736	4 869	3 438	12 727
8467999000	Part of hydraulic tool,of goods not with self-contained electric motor	20	1 502	189	65 513
8468201000	Hand-operated gas welding, brazing/ cutting appliances for metal	-	10 872	-	59 456

Tabel 3 : Ekspor Indonesia menurut Komoditi (Kode HS 10 digit)
Export of Indonesia by Commodity (10 digit of HS Code)

Maret 2016

March

Kode H S H S Code	Uraian golongan barang Group description	Berat bersih / Net weight (Kg)		Nilai / Value F.O.B. (U S \$)	
		Bulan ini Current month	Kumulatif Cum. Jan. to date	Bulan ini Current month	Kumulatif Cum. Jan. to date
(1)	(2)	(3)	(4)	(5)	(6)
8468209000	Other gas-operated machinery & apparatus	4 840	7 509	122 366	196 033
8468800000	Other machinery and apparatus	187	5 647	439	3 923
8468902000	Parts of goods of hand-operat gas weld brazing/cutting appliances for metal	-	149	-	122
8468909000	Oth parts of not hand blow pipe/oprtd gas welding, braze/cut appl for metal	204 857	223 464	2 413 794	2 764 634
8469001000	Word processing machines	-	144	-	1 251
8469009010	Automatic typewriters	239	239	266	266
8469009090	Non automatic typewrites	11 585	24 293	145 245	293 273
8470100000	Electronic calculators capable of oper without an extrnl source electric power	220	627	188	218
8470210000	Electronic calculating machines incorporating a printing device	15	15	342	342
8470290000	Other electronic calculating machines	-	100	-	360
8470300000	Other calculating machines	15	15	30	30
8470500000	Cash registers	216 131	619 484	2 709 563	7 723 677
8470909000	Mach for pocket-size data record, reprod ,display mach with calculating function	11 906	18 646	836 005	1 335 208
8471301000	Palmtop &personal digital assistants (PDAs)	-	18	-	12 906
8471302000	Laptops incl notebooks and subnotebooks	2 262	7 070	35 483	426 979
8471309000	Oth portable digital automatic data procmach,weigh not more than 10 kg	562	2 189	5 776	286 684
8471411000	Personal computers excluding portable	720	3 548	83 200	102 484
8471419000	Other digital automatic data processing machines	15 132	37 437	1 319 905	4 001 704
8471491000	Processing units for personal &portab computers,presented in form systems	539	8 539	749	13 549
8471499000	Other digital automatic data proces mach ,present in form of systems	574	5 650	186 149	572 238
8471501000	Process units for personal & portab comp ,other automatic data processing machine	3 995	9 139	378 674	1 609 253
8471509000	Other digital automatic data proces mach ,other automatic data processing machine	572	4 930	30 535	347 136
8471603000	Computer keyboards	591	726	1 456	3 019
8471604000	X-y coordinate input devices,including mouse,light pens,joystick,track balls	30 814	75 942	1 529 630	3 990 623
8471609000	Other mach input/output units,whether/ not contain storg units same housing	510	356 649	111 122	12 549 613
8471701000	Floppy disk drives	-	18	-	178
8471702000	Hard disk drives	5 845	17 508	269 983	1 383 038
8471703000	Tape drives	3	35	25	12 082
8471704000	Optical disk drives,including cd-rom drives,dvd drives & cd-r drives	335	2 625	20 529	59 481
8471705000	Proprietary fmat strge device incld media therefor fr automat dt procc mach	240	517	78 799	166 083
8471709100	Automatic backup systems	45	45	4 478	4 478
8471709900	Other storage units of digital automatic data processing machines	101 010	159 372	885 440	1 207 203
8471801000	Control and adaptor units	976	3 959	234 538	271 976
8471807000	Sound card and video cards	164	899	5 833	22 080
8471809000	Other units of automatic data processing machines	251	824	6 391	43 058
8471901000	Bar code readers	490	2 955	303 926	1 494 024
8471902000	Optical character readers,document/ image scanners	362 396	1 050 558	10 480 780	30 954 505
8471909000	Other automatic data processing machines & units thereof	5 345	52 010	1 242 561	4 787 805
8472101000	Duplicating machines, electric operated	-	35	-	50
8472102000	Duplicating machines, not electrically operated	-	40	-	8 110
8472302000	Machines for sorting/folding mail/for in serting mail in envelops,not elect oprtd	23	23	18	18
8472901000	Automatic teller machines	-	15 300	-	63 000
8472902000	Electronic fingerprint identification systems	-	12	-	1 870
8472903000	Other office machines, electrically operated	1	1	10	10
8472909000	Other office machines, not electrically operated	1 532	3 848	27 209	70 706
8473101000	Printed circuit assemblies for word- processing machines	162	525	73 024	253 941
8473109000	Other parts & acces of the mach of typewriter not printer/word processing	1 467	4 497	88 379	285 878

Tabel 3 : Ekspor Indonesia menurut Komoditi (Kode HS 10 digit)
Export of Indonesia by Commodity (10 digit of HS Code)

Maret 2016

March

Kode H S H S Code	Uraian golongan barang Group description	Berat bersih / Net weight (Kg)		Nilai / Value F.O.B. (U S \$)	
		Bulan ini Current month	Kumulatif Cum. Jan. to date	Bulan ini Current month	Kumulatif Cum. Jan. to date
(1)	(2)	(3)	(4)	(5)	(6)
8473290000	Other parts & acces of the machine of calculating, reproducing, displaying	2 414	13 090	29 718	146 158
8473301000	Assembled printed circuit boards	69 208	164 772	11 935 505	26 983 166
8473309000	Other parts & acces of the machines of automatic data processing & units	442 231	1 241 033	9 563 918	28 750 241
8473401100	Parts including printed circuit assemb for automatic teller machines	45	23 712	5 914	30 324
8473401900	Other parts&access of the mach of oth office machine,for elect operated mach	3 520	6 314	533 460	1 319 877
8473402000	Other parts&access of the mach of oth office machine,for non elect oprtd mach	17	69	6 739	44 298
8473501100	Parts&access suitable for use with mach auto data procc mach & units,elect oprtd	13 295	28 073	594 074	1 131 691
8473501900	Part&acc suitabl for use mach typewriter not printers&oth office mach,elect oprtd	3 922	14 473	77 441	263 684
8473502000	Part&acc suitabl for use mach typewriter not print&oth office mach,not elct oprtd	5 043	33 843	42 128	242 193
8474101000	Sorting,screening,separating/washing machines, electrically operated	44	5 435	1 429	112 422
8474201100	Crushing/grinding machines for stone electrically operated	7 000	9 020	60	500
8474201900	Crushing/grinding mach for earth,ores oth mineral substances,elect operatated	2 484	2 774	1 234	1 589
8474202900	Crushing/grinding mach for earth,ores oth mineral substances,not elect operated	-	25	-	7 519
8474311000	Concrete/mortar mixers, electrically operated	921	7 074	5 499	13 444
8474312000	Concrete/mortar mixers, not electrically operated	150	500	350	450
8474322900	Mach for mix mineral substnc wth bitumen ,output cap >80 t/h,not elect operated	110	110	2 000	2 000
8474391000	Other mixing/kneading machines electrically operated	6 840	42 050	69 135	200 814
8474802000	Mach for agglomerating,shaping/mould solid mineral fuels,not elect operated	13 298	18 183	7 446	18 748
8474901000	Parts of mach for sort,creen,separate, wash,crush,grinding&mixing,elect oprtd	4 631 700	12 693 160	11 537 657	33 123 623
8474902000	Parts of mach for sort,creen,separate, wash,crush,grinding&mix,not elect oprtd	67 041	146 437	273 925	789 356
8475290000	Other machines for manufacturing/ hot working glass/glassware	819	819	3 070	3 070
8476210000	Automatic beverage-vending machin, incorporating heating/refrigerating devi	624 688	1 861 897	4 981 974	14 486 125
8476290000	Other automatic beverage-vending machines	19	467	4 106	32 636
8476900000	Parts of automatic goods-vend mach incorpor heating/refrigerating	39 961	76 944	248 953	510 733
8477101000	Injection-moulding machines for moulding rubber	2 103	2 631	9 386	80 855
8477103100	P.v.c. injection moulding machine	5 234	5 465	47 022	47 315
8477103900	Other injection-moulding machines for moulding plastics	25 817	50 915	119 242	425 284
8477202000	Extruders for extruding plastics	2 900	5 435	9 500	14 500
8477402000	Vacuum moulding & other thermo forming for moulding/forming plastics	13 253	32 942	30 892	207 897
8477591000	Other machine for moulding/otherwise forming for rubber	871	2 090	415	1 486
8477592000	Other machine for moulding/otherwise orming for plastics	4 120	4 344	25 431	25 586
8477801000	Other machinery for working rubber/ rubber products, electrically operated	510	1 185	4 480	25 729
8477802000	Other machinery for working rubber/ rubber products, not electric operated	-	1	-	22
8477803900	Other machinery for rubber or plastics, electrically operated	9 932	12 529	35 254	40 337
8477901000	Parts of electrically operatd mach for working rubber/products from rubber	434	3 404	19 462	56 973
8477902000	Part of nonelectric opratd mach for working rubb/fr the manuf product rubber	9	5 238	901	33 558
8477903900	Oth Parts not parts of lamination presses for the manufc of PCB/PWBs	11 070	13 744	56 416	81 702

Tabel 3 : Ekspor Indonesia menurut Komoditi (Kode HS 10 digit)
Export of Indonesia by Commodity (10 digit of HS Code)

Maret 2016

March

Kode H S H S Code	Uraian golongan barang Group description	Berat bersih / Net weight (Kg)		Nilai / Value F.O.B. (U S \$)	
		Bulan ini Current month	Kumulatif Cum. Jan. to date	Bulan ini Current month	Kumulatif Cum. Jan. to date
(1)	(2)	(3)	(4)	(5)	(6)
8477904000	Part of nonelectric opratd mach for work plastic/for the manuftg product plastic	110	3 135	689	88 717
8478101000	Machinery for preparing/making up tobacco, electrically operated	851	17 383	35 090	177 558
8478102000	Machinery for preparing/making up tobacco, not electrically operated	15 932	49 512	135 936	385 445
8478901000	Parts of machinery for preparing/making up tobacco, electrically operated	-	188	-	2 702
8478902000	Parts of machinery for preparing/making up tobacco, not electrically operated	1 987	6 244	2 365	9 866
8479101000	Machinery for public works,building/ the like electrically operated	89 030	89 030	185 865	185 865
8479102000	Machinery fr public works,building/ the like not electrically operated	210	210	6 011	6 011
8479201000	Mach for the extract/preparation of animal/fix vegetabl fat/oil, elect oprtd	1 567	1 567	21 953	21 953
8479302000	Presses for the manufacture of particle board not electrically operated	-	82	-	249
8479500000	Industrial robots, not elsewhere specified/included	1 415	2 601	71 839	105 233
8479600000	Evaporative air coolers	1 002	6 629	5 966	35 854
8479790000	Oth passenger boarding bridges	5 440	5 973	20 500	49 582
8479811000	Oth mach&mechanical appliance for treating metal,electrically operated	-	6 000	-	161 714
8479812000	Oth mach&mechanical appliance for treating mtl,non electrically operated	-	8 000	-	200 000
8479821000	Mixing,kneading,crush,grind,screen,sift, homogenis,& emulsift/stirr machelectrica	47 961	109 321	3 117 006	5 638 137
8479822000	Mixing,kneading,crush,grind,screen,sift, homogenis,& emulsift/stirr mach,not elec	-	900	-	29 440
8479892000	Machinery for assembling CPU	-	628	-	29 304
8479893000	Oth mach for assembling CPU daughter board in plastic case/housing,elect oprt	85 958	244 751	1 602 970	4 949 127
8479894000	Oth mach for assembling CPU daughter board in plastic case/housing,not electr	47 975	86 051	209 629	497 249
8479902000	Part of goods Oth mach for assembling CPU daughter plastic case/housing board	7 276	49 063	28 758	211 115
8479903000	Part of oth electrically operated machine	69 211	178 540	783 505	2 275 389
8479904000	Part of nonelectrically operated machinery	80 739	196 925	2 070 235	4 747 951
8480100000	Moulding boxes for metal foundry	-	1 822	-	19 800
8480200000	Mould bases	5 727	74 626	105 890	1 232 826
8480301000	Moulding patterns, of copper	4 435	9 942	57 100	138 714
8480309000	Moulding patterns, of other material	40 725	153 265	244 132	1 231 263
8480410000	Moulds for metal/metal carbides injectionn or compression types	36 320	110 770	596 488	2 112 995
8480490000	Moulds for metal/metal carbides not injection or compression types	3 865	4 740	94 350	108 165
8480600000	Moulds for mineral materials	132 623	656 482	428 225	1 732 435
8480711000	Moulds for rubber or plastics, injection or compression type for fotwear soles	6 419	52 107	248 233	683 024
8480719090	Oth moulds for rubber,plastics, injection/ compression type	57 270	148 473	1 473 892	4 181 884
8480791000	Mould for rubber,plastics, not injection , compression type for fotwear soles	5 205	12 602	71 252	167 280
8480799000	Oth mould for rubber,plastics, not injection , compression type	8 969	16 615	166 987	433 457
8481101100	Pres-reduce valve,iron/steel, manual	1 753	1 753	3 380	3 380
8481101900	Pres-reduce valve,iron/steel,automatic operate ,5 cm ? internal diamtr <40cm	12 970	28 202	26 948	112 332
8481102100	Pressure-reducing valves of copper/ copper alloys internal diamtr ? 2.5cm	842	1 081	8 693	49 987
8481109100	Oth pressure-reducing valves of plastics 1cm ? internal diamtr > 2.5cm	-	28	-	20
8481109900	Oth pressure-reducing valves not of plastics	89 441	232 620	825 527	2 310 988
8481201000	Valve for olehydraulic/pneumatic tran, manual oprtd, 5 cm ? intl diamtr < 40cm	34	35	1 324	1 364
8481209000	Oth valve for olehydraulic/pneumatic transmisions	159 438	169 003	8 169 053	8 251 249

Tabel 3 : Ekspor Indonesia menurut Komoditi (Kode HS 10 digit)
Export of Indonesia by Commodity (10 digit of HS Code)

Maret 2016

March

Kode H S H S Code	Uraian golongan barang Group description	Berat bersih / Net weight (Kg)		Nilai / Value F.O.B. (U S \$)	
		Bulan ini Current month	Kumulatif Cum. Jan. to date	Bulan ini Current month	Kumulatif Cum. Jan. to date
(1)	(2)	(3)	(4)	(5)	(6)
8481301000	Check (nonreturn) valve of swing check- valve type,40 cm ?inlets intl dia< 60cm	186 398	617 553	1 445 512	4 710 614
8481309000	Other check (nonreturn) valves	13 888	45 112	195 527	755 729
8481401000	Safety/relief valves of copper/copper alloy < 2.5cm	102	132	972	1 365
8481409000	Oth safety/relief valves	6 969	21 978	63 845	169 943
8481801100	Valves for inner tube of copper/copper alloys	190	244	908	2 542
8481801200	Valves for inner tubes of oth materials	-	14	-	37
8481801300	Valves for tubeless tyres of copper/ copper alloys	-	10	-	33
8481801400	Valves for tubeless tyres of oth materials	68	1 189	681	2 216
8481802100	Lpg cylinder valv of cooper/cooper alloy having inlet&outlet intl diamtr ? 2.5cm	6 399	14 425	400 794	879 675
8481802200	Lpg cylinder valv of cooper/cooper alloy having inlet&outlet intl diamtr >2.5cm	-	192	-	1 380
8481803000	Cocks/valves,whether/not fitted with piezo elect igniters for gas stove	3 565	11 559	136 548	404 750
8481804900	Oth soda water bottle valves;gas operate beer dispensing units	6 525	73 248	48 489	855 835
8481805100	Mixing tapes and valves,of plastic, 1 cm< internal diameter ? 2,5cm	-	2	-	1 539
8481805900	Others mixing tapes and valves	503	1 487	1 477	36 225
8481806100	Water pipeline valve,manual operate, 5cm<inlet/outlet int diamtr ? 40cm	-	16	-	677
8481806200	Cast iron gate valve,inlet diamtr? 4cm& cast iron butterfly valve,inlet dia ?8cm	84 249	257 774	1 212 756	3 944 172
8481806300	Cast iron gate valve,inlet diamtr<4cm & cast iron butterfly valve,inlet dia <8cm	26	26	310	310
8481806700	Other nipple joint valves	-	20	-	293
8481807100	Ball valves,of plastics, 1 cm ? internal diameter < 2,5 cm	2 590	14 746	7 631	11 049
8481807200	Other ball valves	8 365	9 958	41 881	72 232
8481807300	Gate valve,manual operate,of iron/steel, 5cm ?inlet/outlet internal diamtr < 40 cm	7 937	45 698	224 618	516 026
8481807400	Gate valve,manual operate,of iron/steel, inlet/outlet internal diamtr < 40cm	4 154	4 154	64 874	64 874
8481807500	Manifold valves of plastics, 1 cm ? internal diameter < 2,5 cm	-	9	-	122
8481807600	Other manifold valves	1 700	2 914	46 152	95 081
8481808100	Pneumatic control valve,of plastics, 1 cm ?internal diameter < 2,5 cm	-	148	-	1 090
8481808200	Other pneumatic controlled valve	10	15	1 030	1 416
8481808800	other fuel cut-off valve plastic for vehicle for transport of persons/goods	1 904	4 918	17 031	60 141
8481808900	Other valve of stainless steel/nickle, manual operate,weighting < 3 kg	-	110	-	36 700
8481809100	Water taps of copper or copper alloy with an internal diameter ? 2.5 cm	3	29	65	157
8481809200	Fuel cut-off valves for vehicle	-	27	-	26
8481809900	Other Fuel cut-off for vehicle	75 997	215 251	1 257 436	3 536 975
8481901000	Parts of housing for sluice/ gate valves an internal diameter ? 25 mm	14 611	30 864	302 904	644 905
8481902300	Other bodies valves not for water taps	21 708	23 574	86 028	109 556
8481902900	Others parts for taps, cocks, valves, and similar appliance of int. dimtr =< 2	-	3	-	227
8481903900	Oth valve bodies/stems of inner tube or tubeless tyres valves	1 306	6 203	13 915	52 926
8481909000	Others parts for taps, cocks, valves and similar appliances	19 618	59 753	287 717	771 781
8482100000	Ball bearings	666 888	1 825 641	13 039 392	37 253 632
8482200000	Tapered roller bearings,including cone and tapered roller assemblies	1 200	1 201	32 542	32 550
8482300000	Spherical roller bearings	1 699	3 604	16 970	41 063
8482400000	Needle roller bearings	637	677	45 132	46 524
8482500000	Oth cylindrical roller bearings	699	2 728	11 458	59 003
8482800000	Oth,includ.combined ball/roller bearings	49 633	52 328	129 341	203 397
8482910000	Balls, needles and rollers	225 649	706 629	1 198 132	3 725 972
8482990000	Other parts of ball and roller bearings	8 477	50 489	80 648	263 952

Tabel 3 : Ekspor Indonesia menurut Komoditi (Kode HS 10 digit)
Export of Indonesia by Commodity (10 digit of HS Code)

Maret 2016

March

Kode H S H S Code	Uraian golongan barang Group description	Berat bersih / Net weight (Kg)		Nilai / Value F.O.B. (U S \$)	
		Bulan ini Current month	Kumulatif Cum. Jan. to date	Bulan ini Current month	Kumulatif Cum. Jan. to date
(1)	(2)	(3)	(4)	(5)	(6)
8483101000	Transmission shafts for machinery of heading 84.29 or 84.30	8 210	43 148	302 477	760 344
8483102400	Transmission shaft for vehicles of motor cycles, auxiliary motor	270 424	783 701	1 991 459	5 923 474
8483102500	Transmission shafts for vehicles of a cylinder capacity < 2000 cc	22 241	75 691	133 568	462 979
8483102600	Transmission shafts for vehicles of 2000 cc < cylinder capacity? 3000 cc	241 640	795 717	1 396 096	4 705 907
8483103900	Transmission shafts for marine propul- sion engines of an output>22.38 kw	605	1 594	10 455	22 011
8483109000	Other transmission shafts	98 229	341 314	934 188	3 217 108
8483202000	Bearing housing incorp. ball or roller bearings for mach.of bulldozer or grading	-	7	-	20
8483209000	Other bearing housing incorp. ball Or roller	28	6 554	904	10 485
8483302000	Bear'g hous'g not incorp.ball or roller bearings for mach.of head 84.29or84.30	22 699	76 700	217 064	648 119
8483303000	Bear'g hous'g not incorp.ball or roller bearings for eng.of vhcl of chap. 87	31 872	84 843	413 753	1 241 697
8483309000	Other bearing housing not incorp.ball or roller bearings; plain shats bearings	23 804	63 196	396 746	1 100 636
8483402000	Gear&gearing oth than toothed wheels, for marine vessels	19	219	91	1 367
8483403000	Gear&gearing oth than toothed wheels, for machinery of moving grading	84 924	270 923	1 791 640	5 734 367
8483409000	Gear&gearing oth than toothed wheels, for oth mar.vsl/mach of moving grading	166 185	446 833	1 541 833	4 727 514
8483500000	Flywheels&pulleys,including pulley block	287 330	809 348	839 744	2 239 455
8483600000	Clutches & shaft couplings (including universal joints)	61 669	168 663	873 847	2 411 355
8483901300	Parts of goods of transmission shafts for oth. tractors of pedestrian tractors	-	159 500	-	141 660
8483901400	Parts of goods of transmission shafts for goods of motorcycles	17 089	36 244	142 094	246 437
8483901500	Parts of goods of transmission shafts for other goods of vehicle and parts	11 295	11 295	72 254	72 254
8483901900	Oth. parts of goods of trans. shafts	1 875	4 334	9 415	18 858
8483909400	Oth toothed wheels, chain sproccated for goods of motorcycles	3 193	6 518	31 208	70 632
8483909500	Oth toothed wheels, chain sproccated for other goods of vehicles and parts	77 958	238 772	710 046	2 313 897
8483909900	Oth toothed wheels, chain sproccated	88 318	323 218	654 949	1 895 472
8484100000	Gaskets&similar joint metal sheeting combined with oth material/2 more layers	91 568	213 829	1 619 435	3 646 730
8484200000	Mechanical seal	39 405	119 945	1 495 567	3 915 591
8484900000	Oth.gasket&similar joints of metal sheet combined with oth material/2 more layers	69 807	209 264	761 480	1 947 851
8486102000	Spin dryers for semiconductor wafer processing	700	714	62	160
8486109000	Oth machines&apparatus for the manu- facture of boules or waters	-	7	-	4 787
8486203100	Deflash mach.;spraying appliances for cleaning metal leads&semiconductor wfr	350	350	16 374	16 374
8486203200	Equipment for dry-etching patterns on semiconductor materials	3 082	4 561	354 269	497 561
8486209100	Lasercutters for cut contact. tracks in semiconductor prod. by laser beam	1	491	75	223 969
8486209400	Inductance/dielectric furnace, oven for mfcture of semicon dvc on semicon wafer	2 540	2 540	274	274
8486301000	Apparatus for dry etching patterns on flat panel display substrates	9 000	9 000	84 676	84 676
8486309000	Othetr mach. and app. for the manufactre of flat panel displays	10	10	13	13
8486401000	Focused ion beam milling mach to prodc, repair mask,reticle for pat smcndct dvc	-	30	-	2 000
8486402000	Die attach,bonders, for assem. Smcondtor matic mach.for transport,handling&strage	63 958	66 682	1 064 207	1 191 443
8486403000	Moulds for manufact. of semiconductor devices	2 018	3 866	207 422	209 442

Tabel 3 : Ekspor Indonesia menurut Komoditi (Kode HS 10 digit)
Export of Indonesia by Commodity (10 digit of HS Code)

Maret 2016
March

Kode H S H S Code	Uraian golongan barang Group description	Berat bersih / Net weight (Kg)		Nilai / Value F.O.B. (U S \$)	
		Bulan ini Current month	Kumulatif Cum. Jan. to date	Bulan ini Current month	Kumulatif Cum. Jan. to date
(1)	(2)	(3)	(4)	(5)	(6)
8486409000	Other machines and apparatus specified in note 9(c) to this chapter	177	180	983	1 001
8486901100	Parts and accessories of app for rapid heating of semiconductor wafer	-	12	-	100
8486901400	Tool holders&self-open diehead, work holders; dividing heads for mach tools	-	135	-	5 300
8486901500	Oth parts, access.of mach. for machine tools	2	15	12	225
8486901600	Parts & access.of grind, polish, lap mac for processing of semicon. wafers	561	575	807	948
8486901900	Oth parts, access.of mach. and app. for the manufact. of boules/wafers	-	170	-	1 885
8486902500	Oth parts & access. of dicing machines for scribe/scoring smconductor wafer	30	860	100	1 088
8486903300	Oth. part&access of app for dry/wet etching&oth special atch for machines	-	1	-	8
8486903500	Part & access of spinners for coat.photo emuls/app.phys depo on flatpanel display	1	41	63	6 880
8486904300	Part&aces of auto-mach transport, handl storage of smcndctor, wafer casete/box	14	44	10	31
8486904900	Oth part and acces of other mach & app specified in note 9(c) to this chapter	17 697	37 135	159 981	435 166
8487100000	Ships/boats propellers and blades thrfor	125	3 380	4 636	84 668
8487900000	Oth mach. parts, not cont. electric con- nector,insulator,coil, oth elec.features	88 170	293 674	1 222 008	3 772 523
8501102100	Stepper motors dc an output ? 37.5 w of ac, refrigerator,domesetic appl. Elct	4 269	14 361	25 933	92 927
8501102900	Oth. Stepper mtr dc an output ? 37.5 w	90 796	254 169	2 171 774	5 655 046
8501103000	Spindle motors dc an output? 37.5 w	12	67	1 710	1 915
8501104100	Others spindle mtr dc an output? 37.5 w of ac, refrigerator,domesetic appl. Elct	1 249	2 577	16 794	42 663
8501104900	Others motors dc of an output?37.5w	914 712	2 528 034	12 697 286	34 131 276
8501105900	Oth.stepper universal (AC/DC) motors	1	3	442	827
8501106000	Spindle universal (AC/DC) motors of an output =<37.5w	34 741	89 379	632 614	1 575 083
8501109100	Others spindle (AC/DC) motors of heading of ac, refrigerator,domesetic appl. Elct	2 699	6 216	62 284	116 528
8501109900	Others spindle (AC/DC) motors	201 195	595 755	2 616 846	7 464 528
8501201900	Other universal AC/DC mtrs of an output > 37,5 w	11	144	277	1 106
8501313000	Motor DC , generator DC an output?750 w	63 000	63 060	10 917	10 985
8501314000	Oth.mtr dc, generator dc an output? 750 w	257 003	780 848	3 562 779	8 851 808
8501315000	Generator DC an output ? 750 w	11 517	33 295	184 855	493 598
8501321100	Motor of kind used of ac, refrigerator, domesetic appl.elct output > 37.5 kw	2 000	2 000	5 095	5 095
8501321300	Other Generator dc an output>37.5 kw	-	3 057	-	1 824
8501329100	Other motor of kind used of ac, refrig. domesetic appl.elct output > 37.5 kw	2	15	45	457
8501329200	Oth motor dc 37.5 kw<output?75 kw	-	401	-	884
8501329300	Oth generator dc 37.5 kw<output?75 kw	-	26 529	-	149 302
8501340000	Motor dc, Generator dc an output > 375 kw	2 850	2 850	25 000	25 000
8501401100	Motors AC, single-phase of an output ? 1 kw	14	2 652	20	5 221
8501401900	Other motor AC, single-phase of an output ? 1 kw	2 554	4 749	15 445	27 565
8501402100	Motor AC, single-phase of an output > 1 kw	-	5 506	-	59 577
8501402900	Oth AC motors, single-phase of an output > 1 kw	9	121	428	3 845
8501511100	Motor ac, multi-phase of an output ? 750 w	47	342	331	1 693
8501511900	Other motor ac, multi-phase of an output ? 750 w	259	883	6 243	27 858
8501521900	Other motor ac, multi-phase of 750 w < an output ? 1 kw	1	2	4	8
8501522100	Motor ac, multi-phase of 1 kw < an output ? 37.5 kw	68	68	3 019	3 019
8501522900	Other motor ac, multi-phase of 1 kw < an output ? 37.5 kw	317	349	12 721	13 567
8501523100	Motor ac, multi-phase of an output > 37.5 kw	-	19	-	30
8501523900	Other motor ac, multi-phase of an output > 37.5 kw	-	4 010	-	8 699
8501530000	Motor ac of an output > 75 kw	-	143	-	697
8501612000	Generator ac of an output > 12.5 kva	-	2 169	-	9 280
8501640000	Generator ac of an output > 750 kva	31 000	31 000	554 977	554 977
8502110000	Electric generating sets & rotary conv. of an output < 75 kva	83 535	213 599	601 556	1 611 209

Tabel 3 : Ekspor Indonesia menurut Komoditi (Kode HS 10 digit)
Export of Indonesia by Commodity (10 digit of HS Code)

Maret 2016
March

Kode H S H S Code	Uraian golongan barang Group description	Berat bersih / Net weight (Kg)		Nilai / Value F.O.B. (U S \$)	
		Bulan ini Current month	Kumulatif Cum. Jan. to date	Bulan ini Current month	Kumulatif Cum. Jan. to date
(1)	(2)	(3)	(4)	(5)	(6)
8502122000	Electric generating sets & rotary conv. 125 kva < an output ? 375 kva	2 550	2 550	3 000	3 000
8502131000	Electric generating sets & rotary conv. of an output > 12500 kva	9 000	25 285	45 000	55 466
8502139000	Oth. elect generating sets&rotary conv. of an output > 12500 kva	220 246	3 595 789	1 373 545	23 742 945
8502203000	Generat sets with spark-ignition intern combst pist 100 kva < output ? 10000 kva	36 000	36 027	7 500	7 646
8502204900	Oth. gnrating sets with spark-ign intern combust piston output > 12500 kva	46	48 162	4 937	97 457
8502311000	Oth generating sets wind-powered of an output ? 10000 kva	-	130	-	26 000
8502391000	Oth generating sets not wind-powered of an output ? 10 kva	20	110	150	630
8502392000	Oth generating sets not wind-powered of 10 kva < output ? 10000 kva	-	16 400	-	20 000
8502393900	Oth generating sets not wind-powered of an output > 10000 kva	-	18 514	-	138 936
8503001000	Parts used in manufacture elct.motor, generator of output>10000 kw	22 950	34 763	213 496	559 749
8503009000	Oth parts in manufacture electric motor generator of output>10000 kw	144 551	241 322	1 225 893	2 277 725
8504100000	Ballasts, for discharge lamps or tubes	20 965	124 620	60 727	294 779
8504211000	Step-voltage regulators;instrument trans former with a power handl capacity?5kva	7 833	27 249	95 899	314 587
8504219200	Liquid dielect transformer with handling cap>10kva and high side voltage>110 kv	17 190	23 150	59 666	79 928
8504219300	Liquid dielect transformer with handling cap>10kva and 66 kva<high s-volt ?110 kv	-	1 384	-	6 428
8504219900	Oth Liquid dielectric transformer handling capacity ? 650 kva	9 105	19 118	53 648	184 436
8504221900	Step-voltage regulator of a high side voltage < 66 kv	4 512	4 512	25 450	25 450
8504229200	Oth stepvoltage regltor of a high side 110 kv<voltage? 650 kv	37 454	104 073	832 212	2 279 159
8504229900	Oth stepvoltage regltor of a high side 650 kv < voltage ? 10000 kv	24 039	99 105	136 943	473 070
8504232900	Oth liquid dielectric transformers power handling capacity > 30000 kva	174 407	252 659	3 309 349	4 224 384
8504311100	Instrument potential transformer with rating voltage ? 110 kv	2 589	5 357	76 989	176 713
8504311300	Instrument potential transformer with 1 kv ? rating voltage < 66 kv	1 846	6 077	20 002	47 317
8504311900	Oth.instrument potential transformer	2 011	12 919	145 188	611 234
8504312100	Ring current transformers with voltage rating ? 110 kv	401	619	6 327	11 574
8504312400	Instrument current transformers with 1 kv ? rating voltage < 66 kv	13 279	15 037	176 809	205 055
8504312900	Oth instrument current transformers with	-	14	-	11
8504314000	Intermediate frequency transformer power handling capacity ? 1 kva	50 594	114 423	284 842	688 578
8504319100	Oth transformers of kind used toys,scale or similar recreational models ? 1 kva	1 026	2 502	3 305	14 479
8504319200	Oth machting transformer having power handling capacity ? 1 kva	3	3	183	183
8504319910	Step up/down transformer,slide regulator stabilizer handling capacity ? 1 kva	-	75	-	6 151
8504319990	Oth transformers having power handling capacity ? 1 kva	68 249	195 897	467 308	1 331 636
8504321900	Oth matching transformers, pwr handling 1 kva < capacity ? 5 kva	0	19	40	801
8504324900	Oth matching transform'r of pwr handling 5 kva < capacity ? 10 kva	-	120	-	1 400
8504339900	Oth matching transformers power handling 16 kva < capacity ? 500 kva	-	3	-	21
8504341200	Oth matching transformers power capaity > 500 kva	2 800	3 259	48 464	55 928
8504341400	Oth instrum transform. side voltage<66kv power capacity> 15000 kva	-	12 396	-	96 000

Tabel 3 : Ekspor Indonesia menurut Komoditi (Kode HS 10 digit)
Export of Indonesia by Commodity (10 digit of HS Code)

Maret 2016

March

Kode H S H S Code	Uraian golongan barang Group description	Berat bersih / Net weight (Kg)		Nilai / Value F.O.B. (U S \$)	
		Bulan ini Current month	Kumulatif Cum. Jan. to date	Bulan ini Current month	Kumulatif Cum. Jan. to date
(1)	(2)	(3)	(4)	(5)	(6)
8504342300	Oth instrument transform. with high side voltage ? 66 kv	165	165	97	97
8504342900	Oth instrument transformer hav'g a power handling capacity >15000 kva	235 816	554 902	2 293 436	4 036 651
8504401100	Uninterrupted power supplies (ups)	6 258	12 733	11 684	284 787
8504401900	Other uninterrupted power supplies	363 764	918 731	10 862 439	27 896 884
8504402000	Battery chargers having a rating>100 kva	231	1 607	23 217	35 527
8504403000	Other rectifiers	31	1 365	6 216	27 594
8504404000	Inverters	9 748	123 211	550 169	3 546 779
8504409000	Other static converter for automatic data processing machines&unit thereof	433 677	1 126 192	12 951 192	33 479 717
8504501000	Inductors for power supply for automatic data process mach&unit thrf,telecom app	32 171	106 037	1 675 526	5 103 141
8504502000	Chip type fixed inductors	5	19	300	1 084
8504509300	Other inductors, with power handling capacity ? 2500 kva	4	35	172	770
8504509400	Other inductors, with power handling 2500 kva < capacity ? 10000 kva	3 857	11 479	51 424	164 236
8504509500	Other inductors, with power handling capacity > 10000 kva	20	20	200	200
8504901000	Parts of goods of subheading 8504.10	220	240	3 762	5 634
8504902000	Parts of printed circuit assmb good sub heading 85044011,85044019,85045011	45 411	131 452	1 608 357	4 419 932
8504903100	Radiator panel,flat tube radiator assemb for distrib&power transformer ?10000 kva	913	918	50	135
8504903900	Oth part of electrical transformers of a capacity ? 10,000 kva	-	1 058	-	41 895
8504904100	Radiator panel,flat tube radiator assemb for distrib&power transformer >10000 kva	90	91	491	501
8504904900	Oth radiator panel a capacity >10000 kva	-	37	-	668
8504906000	Other, for inductors of capacity > 2500 kva	-	2 490	-	24 713
8504909000	Other parts of electrical transformers, static converters & inductor	79 450	108 216	2 229 059	4 673 603
8505110000	Permanent magnet of metal	229 344	598 481	1 317 639	3 432 308
8505190000	Permanent magnet not of metal	4 170	13 820	10 536	84 644
8505200000	Electro magnetic couplings, clutches and brakes	-	2	-	60
8505900000	Other electro magnetic including parts	27 167	80 398	287 792	857 085
8506101000	Manganese dioxide having external volume ?300 cm3 of primary cell/batteries	3 005 647	10 000 844	7 688 527	25 304 999
8506109000	Manganese dioxide having external volume > 300 cm3 of primary cell/batteries	1 083 913	2 705 599	5 940 570	14 758 113
8506300000	Mercuric oxide of primary cell/batteries	29 754	30 171	189 817	193 688
8506400000	Silver oxide of primary cell/batteries	13 042	44 619	1 304 426	4 526 384
8506500000	Lithium of primary cell/batteries	333 626	953 873	15 830 177	45 600 679
8506609000	Air-zinc of primary cell/batteries having an external volume > 300 cm3	-	2	-	20
8506801000	Zinc carbon, having an external volume ? 300 cm3 of primary cell/batt	7 226	26 375	33 786	121 148
8506809100	Other primary cell/batteries having an external volume ? 300 cm3	147 280	316 251	620 247	1 392 912
8506809900	Other primary cell/batteries having an external volume > 300 cm3	69 287	221 949	6 270 744	17 200 158
8506900000	Parts of primary cells/batteries	99 136	325 324	1 206 456	3 835 921
8507101000	Lead-acid, for starting piston engine a kind used for aircraft	-	150	-	100
8507109200	Lead-acid, for starting piston engine used not for aircraft of height ? 13 cm	-	32	-	180
8507109300	Lead-acid, for starting piston engine used not for aircraft of height > 13 cm	1 640 694	7 485 099	3 838 177	15 462 949
8507109400	Oth lead-acid, for start piston engine used not for aircraft of height ? 13 cm	-	55	-	98
8507109900	Oth lead-acid, for start piston engine used not for aircraft of height > 13 cm	2 813 938	9 770 526	7 528 219	26 091 085
8507209200	Oth lead-acid accumulator of a kind used a height > 23 cm	-	24 731	-	155 805
8507209300	Oth lead-acid accumulator of a kind used not for aircraft 13 cm < height ? 23 cm	-	77 614	-	192 639

Tabel 3 : Ekspor Indonesia menurut Komoditi (Kode HS 10 digit)
Export of Indonesia by Commodity (10 digit of HS Code)

Maret 2016
March

Kode H S H S Code	Uraian golongan barang Group description	Berat bersih / Net weight (Kg)		Nilai / Value F.O.B. (U S \$)	
		Bulan ini Current month	Kumulatif Cum. Jan. to date	Bulan ini Current month	Kumulatif Cum. Jan. to date
(1)	(2)	(3)	(4)	(5)	(6)
8507209900	Oth lead-acid accumulator of a kind used not for aircraft a height > 23 cm	1 285	109 236	570	276 444
8507309000	Other nickel-cadmium of a kind used for aircraft	-	18	-	852
8507500000	Nickel metal hydride	7 465	23 313	318 901	899 195
8507601000	Lithium ion accumulators of a kind used laptops includ notebook, subnotebooks	-	38	-	1 718
8507609000	Other lithium ion accumulators	59 606	169 977	5 574 435	15 485 886
8507801000	Oth accumulator of a kind used for aircraft	262	313	7 907	15 181
8507809900	Other accumulator of a kind used not for laptops including notebook, subnotebooks	502 344	1 150 890	1 844 857	4 297 926
8507901100	Plates of goods of other electric accumulators, include separators thereor	6	231	22	1 007
8507901900	Other of plate	9 246	17 950	28 394	54 818
8507909200	Battery separators,ready for use of material other than poly/vinyl chloride	297 718	604 671	871 405	1 736 417
8507909300	Part of goods of electric accumulator include separators thereor, whether	-	178	-	157
8507909900	Oth part of electric accumulator include separators thereor, whether or not	14 034	88 699	222 113	1 481 805
8508110000	Vacuum cleaner with self-contain elcmtr a power ? 1500 w, capacity ? 20 ltr	15	20	116	150
8508191000	Oth vacuum cleaners with self-contained elc.mtr a kind suitable for domestic use	70	85	380	390
8508199000	Oth vacuum cleaners not for domestic use	-	10	-	30
8508600000	Other vacuum cleaners	1 393	4 934	3 218	9 419
8508709000	Other parts of vacum clean capcty ? 20 l or a kind suit.for domestic used	-	520	-	55
8509400000	Food grinder&mixer,fruit/vegetable juice extract with self-contained elect motor	189 396	498 010	1 092 174	2 892 397
8509801000	Floor polishers with self-contained electric motor	634	634	130	130
8509809000	Oth electro-mechanic domestic appliances with self-contained electric motor	2 874	4 280	36 825	45 872
8509901000	Part of goods of floor polishers	3 601	13 438	38 627	96 372
8509909000	Other parts elect. mechanical domestic appliance, with self-cont.elect. motor	216	21 921	1 968	176 195
8510100000	Shavers, with self-contained electric motor	8 808	8 991	180 682	189 247
8510200000	Hair clippers, with self-contained electric motor	447 777	1 066 925	10 286 478	24 449 998
8510900000	Parts of shavers,hair clippers with self contained electric motor	12 705	29 194	153 307	353 806
8511101000	Sparking plugs suitable for aircraft engines	700	700	2 500	2 500
8511102000	Sparking plugs suitable for motor vehicles engines	15 783	37 519	168 947	410 600
8511109000	Other sparking plugs	196 066	546 195	2 970 173	8 079 311
8511201000	Ignition magnetos, magneto-dynamos, magnetic flywheels for aircraft/vehicle	-	56	-	85
8511202100	Ignition magnetos, magneto-dynamos, magnetic flywheels unassembled	457	4 457	32 031	58 925
8511202900	Oth ignition magnetos, magneto-dynamos, magnetic flywheels	2 905	11 585	40 497	158 045
8511209100	Oth ignition magnetos, magneto-dynamos, magnetic flywheels unassembled	275	1 940	101	685
8511209900	Oth ignition magnetos, magneto-dynamos, magtic flywheel not for aircraft/vehicle	332 069	998 772	597 859	1 779 703
8511304900	Unassembled distributors/igntion coil	36 701	114 946	1 117 857	3 366 447
8511309100	Unassembled distributors/igntion coil a ki suit. not for aircraft/vehicle engine	15	82	203	885
8511309900	Oth unassmled distributors/igntion coil suitable not for aircraft/vehicle eng.	930	2 597	51 381	138 399
8511402100	Other unassembled starter motors for engine vehicle of car, transport&special	-	34	-	88
8511402900	Oth starter motors&dual purpose starter generators	9 772	22 713	95 489	229 075
8511403200	Assembled starters motor for engine of vehicles of car transport person/goods	17 323	62 400	104 983	391 935
8511409100	Other starter motor for engine of transp cars person/goods,spesial purpose vhcle	1 099	1 647	912	4 550
8511409900	Other starter motor assembled	5 916	18 341	76 414	246 544
8511502900	Other unassembled alternators	28	229	11	429

Tabel 3 : Ekspor Indonesia menurut Komoditi (Kode HS 10 digit)
Export of Indonesia by Commodity (10 digit of HS Code)

Maret 2016

March

Kode H S H S Code	Uraian golongan barang Group description	Berat bersih / Net weight (Kg)		Nilai / Value F.O.B. (U S \$)	
		Bulan ini Current month	Kumulatif Cum. Jan. to date	Bulan ini Current month	Kumulatif Cum. Jan. to date
(1)	(2)	(3)	(4)	(5)	(6)
8511503200	Assembled alternators for engine vehicle transportation for person/goods	56 160	153 051	555 309	1 435 270
8511509900	Other generators	38 810	92 789	539 003	857 291
8511802000	Other equipment of electrical ignition a kind used for motor vehicle engine	444	1 482	5 557	20 270
8511901000	Parts of goods of elect ignition for use aircraft engines	1	4	2	12
8511902000	Parts of goods of elect ignition for use vehicle engine	310 133	887 000	2 106 586	6 017 934
8511909000	Parts of goods of elect ignition for use not for aircraft or vehicle engine	27 683	93 605	293 556	787 735
8512202000	Unassembled lighting/visual signaling equipment	33 016	93 224	598 392	2 205 534
8512209100	Other lighting/visual signalling equip. for motorcycles	15 662	38 308	417 167	1 376 169
8512209900	Other lighting/visual signalling equip.	43 796	105 103	696 787	1 623 980
8512301000	Horns and serenes, assembled	178 209	500 131	1 833 249	5 099 754
8512302000	Unassembled sound signalling equipment	1	2 735	15	29 401
8512309100	Other sound signal equip.obstacle detect device for vehicles	3	1 134	51	36 358
8512309900	Other sound signalling equipment	16 185	53 961	342 143	1 112 351
8512400000	Windscreen wiper, defroster & demisters	135 913	347 488	1 694 182	4 309 841
8512901000	Parts of goods of lighting or vis. light	9 489	39 074	875 698	2 635 032
8512902000	Parts of goods of lighting, sound signal or windscreen wipers, defroster&demisters	571 593	1 695 525	4 067 151	11 963 200
8513101000	Miners helmet lamps	-	12 206	-	98 215
8513109000	Other portable electric lamps	26 934	60 864	329 759	930 796
8513903000	Parts of flashlights reflectors; switch sliders of plastics	6	111	258	1 060
8513909000	Oth part of portable elect lamp designed	5 096	16 140	7 791	62 241
8514100000	Resistance heated furnaces and ovens	3 882	7 379	59 719	87 721
8514202000	Electric furnaces or ovens for the mnfcr of printed circuit board/assembles	-	981	-	256
8514309000	Other furnaces and ovens	25 670	25 720	63 750	63 930
8514400000	Oth equipment for the heat treatment of materials by induction/dielectric loss	2 376	19 519	23 261	136 459
8514909000	Other industrial/lab.elec. furnaces and ovens incl.by induction or dielect.loss	68	181	230	1 576
8515110000	Soldering irons and guns	-	321	-	750
8515191000	Mach and app for soldering component on PCB/printed wiring boards	-	5 402	-	6 234
8515199000	Other brazing/soldering machines and apparatus	28	32	1 909	3 209
8515210000	Mach and app for resistance welding of metal, fully or partly automatic	470	2 320	1 100	8 800
8515290000	Mach and app for resistance welding of metal, non-automatic	22 350	24 062	62 861	86 274
8515310000	Mach and app for arc welding of metal, fully or partly automatic	180	11 361	3 864	55 068
8515399000	Oth machine and apparatus for arc welding of metals, not automatic	43 263	45 690	95 953	104 726
8515801000	Electric mach & app for hot spraying of metals/sintered metal carbides	-	60	-	182
8515809000	Oth electric mach & app for hot spraying of metals/sintered metal carbides	1 607	8 233	84 144	188 654
8515901000	Parts of AC arc welder, transformer type	631	644	2 011	2 511
8515902000	Part of mach&app for soldering component on PCB/printed wiring boards	-	5	-	10
8515909000	Oth electric machines & apparatus	4 333	81 423	248 181	3 220 251
8516101010	Water dispenser fitted w/ solely water heater for domestic use	5 772	145 143	14 739	372 970
8516101090	Water dispenser fitted w/ solely water heater for other use	3 957	6 300	64 152	94 722
8516103000	Electric immersion water heaters	32	805	465	5 652
8516290000	Oth electric space heating apparatus and electric soil heating apparatus	49	475	2 018	7 244
8516310000	Hair dryers	89	5 946	1 958	24 348
8516320000	Other hair-dressing apparatus	718	837	907	7 027
8516330000	Hand-drying apparatus	439	439	1 062	1 062
8516409000	Other electric smoothing irons	1 134 728	3 417 734	11 450 334	35 124 444
8516500000	Microwave ovens	70	3 761	105	2 900
8516601000	Rice cookers	82 780	229 852	390 041	1 039 594

Tabel 3 : Ekspor Indonesia menurut Komoditi (Kode HS 10 digit)
Export of Indonesia by Commodity (10 digit of HS Code)

Maret 2016

March

Kode H S H S Code	Uraian golongan barang Group description	Berat bersih / Net weight (Kg)		Nilai / Value F.O.B. (U S \$)	
		Bulan ini Current month	Kumulatif Cum. Jan. to date	Bulan ini Current month	Kumulatif Cum. Jan. to date
(1)	(2)	(3)	(4)	(5)	(6)
8516609000	Oth ovens; cookers,cooking plates, boiling rings,grillers & roasters	138 036	264 274	601 776	1 270 247
8516710000	Coffee/tea makers	415 946	1 259 074	4 184 361	12 803 449
8516720000	Toasters	85	86	105	117
8516791000	Kettles	5 643	17 748	71 706	277 252
8516799000	Other electro-thermic appliances	19 290	53 685	265 497	775 103
8516801000	Elect heatin resistor for type-founding or type-setting mach;for indust. furnace	-	2	-	417
8516803000	Elect heatin resistor for type-founding /type-setting mach;for domestic furnaces	94	94	235	235
8516809000	Other electric heating resistors	2 356	2 694	14 748	24 112
8516902900	Sealed hotplates for other appliances	-	13 147	-	539 346
8516903000	Parts of electric instantaneous/storage water heaters & immersion heaters	274	274	3	3
8516909000	Oth part of electric heating resstor for type-founding/type-setting mach	32 371	86 460	822 163	1 901 239
8517110000	Line telephone set with cordless handset	-	5	-	200
8517120000	Telephones for cellular networks or for other wireless networks	5 369	35 348	1 397 109	4 451 505
8517180000	Other telephone sets	11 724	56 604	651 143	3 780 289
8517610000	Base stations	28 255	69 091	1 686 387	4 796 419
8517621000	Radio transmitters/receivers for simult. interpretaion at multiligual conference	15 505	127 085	13 938	476 977
8517622100	Control & adaptor units, incl. gateways, bridges and routers	4 558	5 421	522 245	535 475
8517622900	Oth control & adaptor units, including gateways,bridges and routers	581	6 340	102 390	674 530
8517623000	Telephonic or telegraphic switching apparatus	-	83	-	380
8517624100	Modems including cable modems and modem cards	157	571	25 540	128 460
8517624900	Oth app for carrier-current line system or for digital line systems	74	119	45 326	47 326
8517625100	Wireless LANs	568	3 228	4 680	42 501
8517625300	Oth transmission apparatus for radio- telephony/radio-telegraphy	157	157	8 226	8 226
8517625900	Oth transmission app incorporating reception apparatus; others	38	391	1 403	37 925
8517629100	Portable receiver for call,alert/paging and paging alert devices, incl. pagers	1 215	2 204	356 751	678 129
8517629200	Portable receiver for radio-telephony or radio-telegraphy	-	15	-	67
8517629900	Other portable receivers	5 994	18 208	187 424	483 497
8517690000	Other apparatus for transmission or reception of voices; others	1 143	2 217	19 591	39 769
8517701000	Parts of control and adaptor units including gateways, bridges, routers	47 356	83 222	7 709 320	11 761 344
8517702100	Parts of cellular telephones	828	1 770	96 581	118 176
8517702900	Oth parts of control and adaptor units including gateways, bridges, routers	6 121	24 139	1 174 361	3 837 752
8517703900	Oth printed circuit board; assembled	225	504	10 285	33 325
8517704000	Aerials/antennae used w/ app. for radio- telephony or radio-telegraphy	-	105	-	595
8517709900	Other aerials or antennae	96 829	154 634	800 346	1 610 413
8518101100	Microphones having a frequency range of 300 hz to 3.4 khz	-	19	-	85
8518101900	Other microphones, whether or not with their stands	126 784	262 911	419 615	953 096
8518109000	Other microphones	16 915	34 738	424 884	1 188 720
8518211000	Box type of single loudspeakers, mounted in their enclosures	274 455	779 282	2 194 241	6 125 093
8518219000	Oth type of single loudspeakers mounted in their enclosures	118 553	286 571	739 750	1 733 036
8518221000	Box type of multiple loudspeakers, mounted in their enclosures	6 105	27 403	17 948	67 829
8518229000	Oth type of multiple loudspeakers mounted in their enclosures	481 249	1 599 318	4 911 087	15 856 686
8518292000	Loudspeakers,without enclosure, having a freq 300 hz to 3.4 khz	393	447	1 593	3 427

Tabel 3 : Ekspor Indonesia menurut Komoditi (Kode HS 10 digit)
Export of Indonesia by Commodity (10 digit of HS Code)

Maret 2016

March

Kode H S H S Code	Uraian golongan barang Group description	Berat bersih / Net weight (Kg)		Nilai / Value F.O.B. (U S \$)	
		Bulan ini Current month	Kumulatif Cum. Jan. to date	Bulan ini Current month	Kumulatif Cum. Jan. to date
(1)	(2)	(3)	(4)	(5)	(6)
8518299000	Oth loudspeakers, not mounted in their enclosure	1 118 014	3 041 559	7 921 646	21 407 611
8518301000	Headphones	3 926	5 393	998 399	1 206 872
8518302000	Earphones	3 772	12 699	265 176	847 522
8518304000	Line telephone handsets	-	2	-	1
8518309000	Other headphones and earphones, combined w/ microphone/speaker sets	10 703	39 003	707 101	2 487 480
8518404000	Oth audio-freq elec. amplifier,have 6 or more input signal line	5 854	10 908	30 267	56 246
8518409000	Other audio-freq elec. amplifier	146 271	381 893	1 850 850	5 371 977
8518501000	Elec. sound ampli. set having power rating of 240W or more	81 965	221 451	1 029 955	3 015 601
8518502000	Oth elec. sound amplifier w/ loudspeaker 50V <= voltage rating <= 100V	1	1	1 354	1 354
8518509000	Oth electric sound amplifier	82 919	286 228	1 939 194	6 913 480
8518901000	Part of microphone,loudspeaker,telephone handset,audio-freq elec. amplifier	252 196	879 596	1 361 969	4 604 580
8518902000	Part of oth audio-freq elec. amplifier, have 6 or more input signal line	-	80	-	376
8518903000	Part of single/multiple loudspeaker	-	37	-	592
8518909000	Part of oth electric sound amplifier set	160 542	415 996	2 902 657	7 463 712
8519202000	Record player operated by others	200	230	4 948	5 524
8519300000	Turntables (record-decks)	-	12 149	-	52 137
8519500000	Telephone answering machines	1	1	10	10
8519811000	Pocket size cassette recorders,dimension not exceed 170 x 100 x 45 mm3	-	8	-	25
8519812000	Cassette recorder,with ampli/loudspeaker operating only w/ ext. source of power	4	44	240	571
8519813000	Compact disc player	71	3 640	1 026	48 341
8519814900	Transcribing machines for other purposes	42	697	4 145	60 439
8519816900	Magnetic tape recorder incorp sound repro for other puprposes	97	297	220	346
8519899000	Cinematographic sound reproducers for other puprposes	546	927	181 533	226 268
8521101000	Magnetic tape-type used in cinematography or TV broadcasting	-	15	-	35
8521109000	Magnetic tape-type used in other purpose	864	972	3 655	4 215
8521901100	Laser disc player used in cinematography or TV broadcasting	-	20	-	40
8521901900	Laser disc player used in other purpose	695	1 307	168 702	287 033
8521909900	Oth magnetic tape-type used in other puprposes	1 342 904	3 764 706	33 242 849	93 432 088
8522100000	Pick-up cartridges	12 765	31 380	764 910	1 937 276
8522903000	PCB assemblies for cinematographic sound recorders or reproducers	2	5	73	232
8522904000	Audio/video tapedecks and compact disc mechanisms	158 899	508 943	3 737 526	11 619 471
8522909100	Oth parts&accessories of cinematographic sound recorders/reproducers	1	1	3	3
8522909300	Oth parts&accessories for sound/audio recording/reproducing (magnetic/optical)	103 357	238 270	1 330 392	2 640 919
8522909900	Oth parts&accessories for other sound or audio recording/reproducing	9 237	27 029	465 473	1 217 562
8523211000	Magnetic media card,incorporating a magnetic stripe; unrecorded	1	1	20	20
8523219000	Magnetic media card,incorporating a magnetic stripe; recorded	3	817	8	23 673
8523291100	Magnetic computer tapes,width <= 4mm; unrecorded	-	12	-	420
8523291900	Other magnetic tapes,width <= 4mm; unrecorded	69 274	229 103	315 207	1 018 007
8523292100	Magnetic video tapes, width <= 4mm; recorded	16	72	64	269
8523292900	Magnetic tapes (oth than video tapes) width <= 4mm; recorded	-	179	-	2 910
8523293100	Magnetic computer tapes,4mm<width<=6,5mm ;unrecorded	2	16	2	125
8523293900	Other magnetic tapes,4mm<width<=6,5mm ;unrecorded	-	24	-	2 481
8523295100	Magnetic computer tapes,width > 6,5mm; unrecorded	57	57	42	42
8523296100	Magnetic tapes width >6,5mm;recorded for storage media	1	1	33 000	33 000

Tabel 3 : Ekspor Indonesia menurut Komoditi (Kode HS 10 digit)
Export of Indonesia by Commodity (10 digit of HS Code)

Maret 2016
March

Kode H S H S Code	Uraian golongan barang Group description	Berat bersih / Net weight (Kg)		Nilai / Value F.O.B. (U S \$)	
		Bulan ini Current month	Kumulatif Cum. Jan. to date	Bulan ini Current month	Kumulatif Cum. Jan. to date
(1)	(2)	(3)	(4)	(5)	(6)
8523297100	Computer hard disc and diskette ;unrecorded	18 322	52 484	58 906	131 234
8523298100	Magnetic disc for reproducing phenomena not sound/image for computer;recorded	-	1 155	-	355
8523298300	Oth magnetic disc reproducing represent. by means of an auto. data process. mach	2	25	14	579
8523299400	Magnetic media oth than disc for oth than computer use;recorded	242	464	2 830	5 275
8523299900	Other magnetic media (not disc)	15	22	300	417
8523419000	Optical media, unrecorded, for other use	564	1 231	20 009	272 256
8523491200	Educational, technical, scientific, historical/cultural disc;sound only	-	5	-	528
8523491300	Other kind of disc; sound only	1	7	2	4
8523499300	Oth disc for laser reading systems for reproducing others	36	223	119	1 805
8523499900	Oth disc for laser reading systems	230	508	12 624	31 969
8523511100	Solid-state non-volatile storage devices suitable for computer use;unrecorded	2	23	132	2 453
8523511900	Solid-state non-volatile storage devices for other use;unrecorded	-	18	-	5 957
8523512900	Solid-state non-volatile storage devices for other use;recorded	4 642	11 605	675 840	1 689 600
8523513000	Solid-state non-volatile storage devices for repro. data,sound/image,etc	23	34	2 178	2 534
8523519090	Other cinematographic film;semiconductor	-	1	-	10
8523520000	"Smart cards"	32 278	2 310 812	1 123 340	3 527 175
8523591000	Proximity cards and tags;semiconductor	1 433	4 828	2 150	7 603
8523592100	Oth semiconductor media,unrecorded, suitable for computer use	17 874	53 590	111 391	344 473
8523599000	Other semiconductor media	70	73	35	50
8523805100	Oth solid-state non-volatile storage dev. ;unrecorded,for computer use	-	7 128	-	63 381
8523805900	Oth solid-state non-volatile storage dev. ;unrecorded,for other use	275	5 001	3 793	58 773
8523809100	Oth solid-state non-volatile storage dev. ;recorded,reprod. not sound/image	596	1 951	20 600	41 890
8523809200	Oth solid-state non-volatile storage dev. ;recorded,reproducing others	103	130	967	4 677
8523809900	Other solid-state non-volatile storage device	304	473	46 301	92 338
8525500000	Transmission apparatus	34	79	356	17 256
8525600000	Transmission apparatus incorporating reception apparatus	169	990	513	79 593
8525801000	Web cameras	-	339	-	7 244
8525803100	Video camera recorders,used in broadcasting	26	44	31 331	51 006
8525803900	Video camera recorders,used in other purposes	62 346	190 633	9 343 652	27 905 679
8525804000	Television camera	-	75	-	905
8525805010	Pocket camera	-	1	-	100
8525805020	DSLR camera	-	160	-	81 392
8525805090	Other digital cameras	1 809	3 097	55 873	164 567
8526101000	Radar app.,ground based,use in civil aircraft,used solely on sea-going vessel	272	2 356	1 100	5 350
8526109000	Other radar apparatus	973	2 996	670 339	1 651 676
8526919000	Other radio navigational aid apparatus	133 091	319 896	8 694 905	19 825 479
8526920000	Radio remote control apparatus	189 644	483 194	5 193 428	10 751 944
8527120000	Pocket-size radio cassette-players	-	14	-	540
8527139000	Oth radio broadcast receiver combined w/ sound recording/reprod. app; notportable	-	59	-	5 234
8527191900	Reception app capable of plan,manage& monitor electromag spectrum;not portable	377	379	14 515	14 758
8527199900	Oth reception app.;not portable	93 223	230 862	1 960 176	4 959 376
8527210000	Radio-broadcast receiver,use ext source power combined with sound record app	303 106	917 645	9 570 215	28 264 259
8527290000	Radio-broadcast receiver,use ext source power not combined with sound record app	79 083	188 833	2 084 725	5 018 223
8527919000	Oth radio-broadcast receiver,ext source power comb. w/ sound record;not portable	30 738	45 801	194 950	263 226

Tabel 3 : Ekspor Indonesia menurut Komoditi (Kode HS 10 digit)
Export of Indonesia by Commodity (10 digit of HS Code)

Maret 2016

March

Kode H S H S Code	Uraian golongan barang Group description	Berat bersih / Net weight (Kg)		Nilai / Value F.O.B. (U S \$)	
		Bulan ini Current month	Kumulatif Cum. Jan. to date	Bulan ini Current month	Kumulatif Cum. Jan. to date
(1)	(2)	(3)	(4)	(5)	(6)
8527999900	Oth radio-broadcast receiver;not portable comb. w/ others,operated by oth	205	5 291	69	35 566
8528411000	Colors cathode-ray tube monitor,used in automatic data processing system	187	892	26 068	83 844
8528412000	B/W cathode-ray tube monitor,used in automatic data processing system	15	15	334	334
8528491000	Oth color cathode-ray tube monitor,used in automatic data processing system	-	700	-	1 083
8528492000	Oth B/W cathode-ray tube monitor,used in automatic data processing system	-	16	-	11 000
8528511000	Projection type flat panel display unit used in automatic data processing system	-	17 725	-	256 762
8528512000	Oth projection type flat panel display units, color	162 915	463 173	4 094 862	13 113 532
8528513000	Oth projection type flat panel display units, B/W	-	222	-	8 359
8528591000	Other monitor, colour	110 308	390 213	6 114 032	19 093 113
8528592000	Other monitor, B/W	59	130	24 158	58 956
8528611000	Projector,flat panel display type use in automatic data processing system	-	191	-	11 314
8528619000	Oth projector,flat panel display type, used in automatic data processing system	-	4 175	-	7 453
8528691000	Oth projector,have capability of projecting on a screen >=300 inches	-	5 491	-	1 422
8528699000	Oth projector,have capability of projecting on a screen <300 inches	-	523	-	3 284
8528711100	Set top box which have a communication functions, mains operated	1 172 937	3 294 054	58 698 491	153 193 637
8528719900	Oth set top box, have a communication functions, operated by other	20	62	556	3 918
8528729100	Cathode-ray tube type	2 453	39 713	9 769	265 644
8528729200	LCD,LED,and oth flat panel display type	448 179	1 694 952	10 499 578	43 722 488
8528729900	Oth reception app. for TV,colour, not battery operated	2 064	5 552	31 020	50 772
8528730000	Oth reception apparatus for TV, B/W	1	1	8	8
8529102100	Parabolic aerial reflector dishes for TV reception	806	4 565	1 560	5 459
8529102900	Oth parabolic aerial reflector dish for TV reception	1 248	10 188	3 613	12 751
8529103000	Telescopic, rabbit & dipole antennae for TV or radio receivers	384	906	6 416	14 482
8529104000	Aerial filters and separators	667	670	6 460	6 621
8529109200	Oth aeriels&aerials reflector,used with transmission app. for radio-broadcast/TV	24 180	40 484	294 070	365 830
8529109900	Oth aeriels&aerials reflector,used with transmission app. for oth purposes	4 204	26 075	3 361 539	8 476 360
8529902000	Part of decoder for use w/ transmission, radar&reception app.,monitor&projector	5	5	400	400
8529904000	Part of digital/video camera,use with trans.,radar&recept. app.,monitor&proj.	250	1 865	65 954	317 766
8529905100	Oth printed circuit board; assembled, for transmission apparatus	288	288	3 201	3 201
8529905200	Oth printed circuit board; assembled, for radio-broadcast receiver	13 250	40 745	695 827	2 299 708
8529905300	Oth printed circuit board; assembled, for flat panel display monitor/projector	1 829	2 386	117 377	134 960
8529905400	Oth printed circuit board; assembled, for TV receivers	-	1 037	-	101 021
8529905500	Oth printed circuit board; assembled, for other monitor/projector	37	12 027	673	6 069
8529905900	Oth printed circuit board; assembled, for other goods	11 908	48 394	889 916	2 902 035
8529909100	Oth printed circuit board;not assembled, for television receivers	184 863	735 542	14 533 946	56 168 419
8529909400	Oth printed circuit board;not assembled, for flat panel display	5 092	16 136	76 592	390 481
8529909900	Oth printed circuit board;not assembled, for other goods	143 581	361 033	1 583 387	4 964 972
8530800000	Equipment for roads,inland waterways, parking facility,port install./airfields	-	2	-	18
8531101000	Burglar alarms	22	87	932	1 771
8531102000	Fire alarms	71	718	80	752
8531109000	Other alarms and similar apparatus	12 557	94 831	371 934	2 570 445

Tabel 3 : Ekspor Indonesia menurut Komoditi (Kode HS 10 digit)
Export of Indonesia by Commodity (10 digit of HS Code)

Maret 2016

March

Kode H S H S Code	Uraian golongan barang Group description	Berat bersih / Net weight (Kg)		Nilai / Value F.O.B. (U S \$)	
		Bulan ini Current month	Kumulatif Cum. Jan. to date	Bulan ini Current month	Kumulatif Cum. Jan. to date
(1)	(2)	(3)	(4)	(5)	(6)
8531200000	Indicator panel incorporating LCD/LED	2 243	11 893	282 917	1 459 652
8531801900	Other electronic bells and sound signalling apparatus	-	2	-	17
8531802900	Oth flat panel displays (including electroluminescence, plasma, & oth tech.)	9	49	100	594
8531809000	Other electric sound/visual signalling apparatus	167	467	6 668	15 425
8531901000	Part of panel indicator, electric sound/ visual signalling app, flat panel display	-	682	-	49 110
8531903000	Part of other bells/sound signalling apparatus	3	4	200	201
8531909000	Part of other electric sound or visual signalling apparatus	2 169	7 486	112 919	431 420
8532100000	Fixed capacitor desgned for use in 50/60 Hz circuit, reactive power >=0.5 kvar	-	18 483	-	23 291
8532210000	Tantalum	14 285	39 187	15 838 596	42 922 535
8532220000	Aluminium electrolytic	632 098	1 850 222	14 622 029	43 791 617
8532230000	Ceramic dielectric, single layer	113 782	332 434	2 040 533	5 851 905
8532240000	Ceramic dielectric, multi layer	2	45 789	276	166 219
8532250000	Dielectric of paper or plastic	4 671	6 427	279 130	412 212
8532290000	Other fixed capasitor	56 716	151 315	9 740 219	25 389 528
8532300000	Variable/adjustable (pre-set) capacitors	144	251	1 346	2 252
8532900000	Parts of fixed electrical capasitor	60	60	7 373	7 373
8533101000	Fixed carbon resistors, composition/film type; surface mounted	292	335	66 959	73 659
8533109000	Fixed carbon resistors, composition/film type; not surface mounted	198	1 423	6 112	33 655
8533210000	Oth fixed resistors for a power handling capacity not exceeding 20W	234 175	520 947	6 580 957	17 205 336
8533290000	Oth fixed resistors for a power handling capacity exceeding 20W	41 775	123 670	927 447	2 781 812
8533310000	Wirewound variable resistors, rheostats, for a power handling capacity <= 20W	39	41	5 376	7 703
8533390000	Wirewound variable resistors, rheostats, for a power handling capacity > 20W	8 852	18 870	304 950	687 087
8533400000	Other variable resistors, including rheostats and potentiometers	14 829	44 043	515 325	1 478 775
8533900000	Parts of fixed resistors	32 692	98 141	874 057	2 831 193
8534001000	Printed circuits, single-sided	65 831	206 359	1 224 397	4 164 221
8534002000	Printed circuits, double-sided	853	1 255	24 841	52 383
8534003000	Printed circuits, multi-layer	-	1 207	-	54 095
8534009000	Other printed circuits	35 489	107 889	4 384 370	19 196 687
8535100000	Fuses, for a voltage > 1000V	381	721	4 565	6 319
8535219000	Automatic circuit breakers for a voltage < 72,5 KV; other type	200	1 421	8 296	48 723
8535290000	Automatic circuit breakers for a voltage >= 72,5 KV	71 968	108 416	36 344	49 318
8535301100	Disconnecter having a voltage < 36 KV	12	12	180	180
8535301900	Disconnecter having a voltage >= 36 KV	205	205	1 635	1 635
8535302000	Isolating switch&make-and-break switch for a voltage of >= 66 KV	26 497	183 369	485 758	3 484 766
8535309000	Isolating switch&make-and-break switch for a voltage of < 66 KV	22	23	1 500	1 501
8535400000	Lightning arresters, voltage limiters and surge suppressors	853	2 222	137 760	407 198
8535901000	Bushing and tap changer assemblies for electricity distrib/power transformers	77	2 946	20 953	102 402
8535909000	Oth bushing and tap changer assembl. for electricity distrib/power transformers	158 159	429 303	698 332	1 800 744
8536101100	Thermal fuses glass type for use in electric fans	483	487	52 259	52 365
8536101200	Thermal fuses glass type for use in others, for a current of less than 16 A	-	25	-	7
8536101300	Fuse blocks, of a kind used for motor vehicles	14 596	39 801	255 497	669 337
8536101900	Oth thermal fuses glass type	26	1 810	1 404	9 752
8536109100	Oth fuses for use in electric fans	110	154	461	1 065
8536109200	Oth fuses for use in other, for a current of less than 16 A	-	34	-	98
8536109300	Oth fuse blocks, of a kind used for motor vehicles	-	7	-	20
8536109900	Other fuses	398 773	909 217	2 074 179	4 905 507
8536201900	Automatic circuit breaker; moulded case, for a current >1000A	24 883	77 877	672 031	2 552 702

Tabel 3 : Ekspor Indonesia menurut Komoditi (Kode HS 10 digit)
Export of Indonesia by Commodity (10 digit of HS Code)

Maret 2016

March

Kode H S H S Code	Uraian golongan barang Group description	Berat bersih / Net weight (Kg)		Nilai / Value F.O.B. (U S \$)	
		Bulan ini Current month	Kumulatif Cum. Jan. to date	Bulan ini Current month	Kumulatif Cum. Jan. to date
(1)	(2)	(3)	(4)	(5)	(6)
8536202000	Automatic circuit incorporated into electro-thermic domestic appliances	-	347	-	4 798
8536209900	Automatic circuit incorporated into oth, a current >= 16A	200	772	710	7 236
8536301000	Lightning arresters for protecting electrical circuits	-	705	-	2 344
8536302000	Electrical circuit protector used in radio equipment/electric fans	902	3 315	14 043	52 275
8536309000	Oth apparatus for protecting electrical circuits	371	3 129	29 271	194 300
8536411000	Digital relays,voltage <= 60V	6 521	19 501	156 264	468 086
8536414000	Oth relays,voltage <= 60V,a current <16A	61	288	6 293	29 581
8536419000	Relays used in other equipment, voltage <= 60V	100 371	306 126	3 464 994	10 807 610
8536491000	Digital relays,voltage > 60V	7 677	20 326	204 195	578 248
8536499000	Other relays,voltage > 60V	343 884	1 055 534	8 503 465	25 186 983
8536502000	Over-current and residual-current automatic switches	38 884	132 782	856 215	3 350 359
8536503300	High inrush switch,of a rated current carrying capacity < 16A	269	631	5 403	12 882
8536503900	Other high inrush switches	57 857	177 136	3 171 284	10 813 977
8536505100	Electronic AC switch,voltage<=1000V, for a current < 16A	-	4 215	-	73 357
8536505900	Electronic AC switch,voltage<=1000V, for a current >= 16A	465	680	13 914	30 007
8536506100	Make&break switch used in domestic elec. wiring,<=500V,for a current < 16A	10	130	10	110
8536506900	Make&break switch used in domestic elec. wiring,<=500V,for a current >= 16A	155	413	3 763	13 922
8536509200	Oth make&break switch used in domestic elec. wiring,>500V,use in elec. fans	175	6 336	48	6 643
8536509500	Oth make&break switch,>500V,starters for electric motors or fuse switches	6 177	60 873	199 709	1 702 116
8536509900	Oth make&break switch,>500V	151 698	462 026	4 625 411	15 735 962
8536611000	Lamp holder used for compact lamps or halogen lamps	211	1 917	1 141	10 661
8536619100	Lamp holder used for oth lamps,a current < 16A	-	67	-	1 751
8536619900	Lamp holder used for oth lamps,a current >= 16A	-	20	-	10
8536691200	Telephone plugs for a current < 16A	10	4 946	44	10 490
8536691900	Telephone plugs for a current <= 16A	185	223	5 305	7 504
8536692900	Audio/video & cathode ray tube socket for TV/radio receiver,a current >= 16A	50	879	5 638	39 442
8536693200	Socket&plug for co-axial cable&printed circuits,for a current < 16A	1	15	0	41
8536693900	Socket&plug for co-axial cable&printed circuits,for a current >= 16A	-	302	-	6 207
8536699200	Oth socket&plug, for a current < 16A	-	20	-	129
8536699900	Oth socket&plug, for a current >= 16A	6 140	19 843	147 570	417 497
8536701000	Connector for optical fibres,opt. fibres bundles or cables;ceramics	30	158	1 690	13 856
8536702000	Connector for optical fibres,opt. fibres bundles or cables;copper	-	17	-	1 870
8536709000	Oth connector for optical fibres,optical fibres bundles or cables	80	6 563	239	14 461
8536901200	Connection&contact elements for wires& cables;wafer probers;current < 16A	682	1 856	33 885	124 423
8536901900	Connection&contact elements for wires& cables;wafer probers;current >= 16A	21 064	44 094	612 612	1 243 280
8536902900	Junction boxes,for a current >= 16A	27 032	104 469	1 465 794	5 278 442
8536903200	Cable connector,connector/adaptor for co-axial cable,commutator,current<16A	267	1 076	1 563	6 083
8536903900	Cable connector,connector/adaptor for co-axial cable,commutator,current>=16A	177 037	436 897	6 154 499	16 862 774
8536909300	Telephone patch panels	2 393	5 123	19 745	39 901
8536909400	Oth cable connector,for a current < 16A	141	338	5 724	14 817
8536909900	Oth cable connector,for a current >= 16A	219 457	555 814	9 210 181	27 981 779
8537101100	Control panel use in distributed control system;voltage<1000V	544	1 569	27 552	35 495
8537101200	Control panel fitted w/ a programmable processor;voltage<1000V	406	27 997	10 520	1 820 023
8537101300	Control panel for AC,refrig.,wash. mach. ,vacuum cleaner,mixer,water heater	28 013	28 048	1 876 244	1 876 305

Tabel 3 : Ekspor Indonesia menurut Komoditi (Kode HS 10 digit)
Export of Indonesia by Commodity (10 digit of HS Code)

Maret 2016

March

Kode H S H S Code	Uraian golongan barang Group description	Berat bersih / Net weight (Kg)		Nilai / Value F.O.B. (U S \$)	
		Bulan ini Current month	Kumulatif Cum. Jan. to date	Bulan ini Current month	Kumulatif Cum. Jan. to date
(1)	(2)	(3)	(4)	(5)	(6)
8537101900	Other control panel	136 075	254 274	2 379 495	6 248 178
8537102000	Distribution board used w/ auto. data process. mach.,telp sets,transmiss. app.	197	902	17 349	68 345
8537103000	Programmable logic controllers for auto- mach for trans. for semiconductor device	119	159	65 047	72 718
8537109100	Switchboard used in radio equipment or electric fans	107	5 075	30 240	96 446
8537109200	Switchboard use in distributed control systems	5 563	15 233	178 660	427 056
8537109900	Switchboard use for other prposes	106 478	317 316	4 144 748	12 180 121
8537201900	Switchboards incorp. elect instrum for break,connect/protect elect circ<=66 KV	850	1 980	7 833	106 280
8537202100	Control panels incorp. elect instrum for break,connect/protect elect circ>66 KV	1 232	3 991	4 770	13 832
8537202900	Control panels incorp. elect instrum for break,connect/protect elect circ<=66 KV	459	74 142	571	1 040 480
8537209000	Oth board for elect. control for voltage > 1000 volt	2 001 124	2 478 210	36 112 466	43 160 123
8538101100	Parts of programmable logic controllers, <=1000V;for smiconductor device	130	675	8 313	16 029
8538101900	Oth part of programable logic controller used in other equipment, <=1000V	9 635	29 066	319 757	1 214 691
8538102100	Parts of programmable logic controllers, >1000V;for smiconductor device	-	1 322	-	33 001
8538102900	Oth part of programable logic controller used in other equipment, >1000V	2 292	10 495	175 568	322 738
8538901100	Part incl. printed circuit assmbles of telp plug;connect&contact; <=1000V	154	72 570	16 154	1 362 058
8538901200	Part of switch,socket&plug for coaxial cable,and oth apparatus, <=1000V	22 402	73 314	353 202	1 059 300
8538901900	Oth part of electric switch,socket&plug, <= 1000V	24 037	68 051	1 502 031	4 183 687
8538902100	Part incl. printed circuit assmbles of telp plug;connect&contact; >1000V	-	10	-	15
8538902900	Oth part incl. printed circuit assmbles of telp plug;connect&contact; >1000V	33 747	171 582	3 333 123	11 993 588
8539101000	Sealed beam lamp units for motor vehicles	4 420	17 864	87 379	365 890
8539109000	Sealed beam lamp units for others	8 409	12 806	2 463	28 764
8539212000	Tungsten halogen used in medical equipment	62	65	1 386	2 247
8539213000	Tungsten halogen used for motor vehicles	239	239	9 851	9 851
8539214000	Other reflector lamp bulbs of tungsten halogen	453	543	23 290	27 488
8539219000	Other tungsten halogen	363	647	218	2 970
8539223000	Oth reflector lamp bulbs,not tungsten halogen, power <=200W & voltage>100V	240	807	42	127
8539229000	Oth filament lamp,not tungsten halogen, power<=200W & voltage>100V	6 348	22 343	27 584	108 579
8539291000	Other filament lamps, excl UV/infrared lamps,for medical equipment	5	6	36	73
8539292000	Other filament lamps, excl UV/infrared lamps,for motor vehicles	3	10	109	240
8539294900	Flashlight bulb;miniature indictor bulb, rated <=2,25V, for other purposed	-	194	-	1 139
8539295000	Oth filament lamp excl UV/Infrared lamp, capacity >200W &<=300W, voltage >100V	870	870	18 966	18 966
8539299000	Other filament lamps, excluding UV or infra-red lamps	1 114	2 410	5 297	9 134
8539319010	Tube lamps of fluorecent, hot cathode, not UV lamps	21 298	101 555	326 044	1 581 837
8539319020	Compact fluorescent lamps of fluorecent, hot cathode, not UV lamps	40 123	61 630	126 111	206 938
8539319090	Oth discharge lamps excl UV lamps of fluorecent, hot cathode	39 534	117 610	237 842	620 681
8539320000	Mercury/sodium vapour lamps;metal halide lamps excl UV lamps	844	844	272	272
8539393000	Discharge lamps other fluorecent lamp, cold cathode types, not UV lamps	7 636	28 621	57 334	224 708
8539399000	Other discharge lamps, other than UV lamps, cold cathode types	1 650	6 620	29 344	62 808
8539410000	Arc lamps	3 170	8 314	1 229 724	3 320 320
8539490000	Ultra-violet/infra-red lamps	7 707	9 228	36 174	52 602
8539901000	Aluminium end cap for fluoresc lamp; alum screw caps for incandescent lamp	395	441	450	1 189

Tabel 3 : Ekspor Indonesia menurut Komoditi (Kode HS 10 digit)
Export of Indonesia by Commodity (10 digit of HS Code)

Maret 2016

March

Kode H S H S Code	Uraian golongan barang Group description	Berat bersih / Net weight (Kg)		Nilai / Value F.O.B. (U S \$)	
		Bulan ini Current month	Kumulatif Cum. Jan. to date	Bulan ini Current month	Kumulatif Cum. Jan. to date
(1)	(2)	(3)	(4)	(5)	(6)
8539902000	Parts of elect filament/discharge lamps of kind used for motor vehicles	82	407	477	26 672
8539909000	Oth part of elect filament/discharge lamps; part of arc-lamps	222	742	6 459	17 232
8540710000	Magnetrons	-	2	-	16
8540790000	Microvawe tubes, not magnetrons, excl grid-controlled tubes	-	450	-	16 842
8540810000	Receiver/amplifier valves and tubes	-	52	-	6 965
8540910000	Parts of cathode-ray tubes	-	34	-	1 515
8540999000	Other parts of thermionic,cold cathode or photo cathode valves and tubes	26	31	2 880	3 456
8541100000	Diodes, other than photosensitive/light emitting diodes	511	24 376	315 607	2 412 301
8541210000	Transistor oth than photosensitive with a dissipation rate of <1 W	25	83	4 736	40 693
8541290000	Transistor oth than photosensitive with a dissipation rate of >=1 W	5 952	17 874	343 629	1 075 336
8541300000	Thyristors,diacs and triacs, other than photosesintive devices	13	13	327	327
8541401000	Light emitting diodes	35 250	105 360	2 186 704	4 849 710
8541402100	Photovoltaic cells, not assembled	112	282	12 834	19 400
8541402200	Photovoltaic cells, assembled in modules or made up into panels	27 614	87 260	223 349	766 272
8541402900	Oth photocells, including photodiodes & phototransistors	-	74	-	62 785
8541409000	Oth photosensitive semiconductor devices	37 460	62 615	804 940	1 499 992
8541500000	Other semiconductor devices	11 004	32 222	6 183 253	17 645 201
8541600000	Mounted piezo-electric crystals	4 535	13 380	4 028 981	11 463 100
8541900000	Parts of diodes,transistors & similar; photosensitives semiconductor devices	533	2 334	105 490	420 238
8542310000	Processor & controller of electronics integrated circuits	35 713	101 541	10 317 547	32 384 443
8542320000	Memories of electronic integrated circuits	211	9 065	26 137	257 037
8542330000	Amplifiers of electronic integrated circuits	901	1 450	34 641	62 337
8542390000	Other electronic integrated circuits	37 307	114 209	18 912 088	53 479 496
8542900000	Parts of electronic integrated circuits	29 425	70 681	5 371 962	16 813 584
8543100000	Particle accelerators	7	23	1 892	13 288
8543200000	Signal generators	193	381	45 121	178 528
8543302000	Wet processing equip. for the applic. by immersion of chemical/elec.chemical	-	26	-	31 780
8543309000	Oth machine&apparatus for electroplating ,electrolysis/electrophoresis	7 075	91 245	49 632	1 006 167
8543701000	Electric fence energisers	-	40	-	3 697
8543702000	Remote control apparatus, other than radio remote control apparatus	7 260	20 288	106 532	319 303
8543703000	Electrical machines with translation or dictionary functions	16	22	1 559	2 539
8543704000	Equip/machine for removal dust particle & curing material by UV light	-	64	-	2 028
8543705000	Integrated receiver/decoder (IRD) for direct broadcast multimedia systems	129	136	3 071	3 631
8543709000	Oth electrical machines & apparatus, having individual fuctions	36 090	100 932	1 357 267	3 282 811
8543901000	Parts of particle accelerators or signal generators	-	47	-	1 706
8543909000	Parts of oth electrical machines and apparatus,having individual fuctions	108 542	318 910	5 206 646	13 872 588
8544111000	Winding wire of copper,w/ an outer coating of lacquer or enamel	465 595	1 177 400	2 892 842	7 326 876
8544112000	Winding wire of copper,w/ an outer coat/ cover w/paper, textile material/PVC	666 312	2 008 329	3 388 216	10 371 636
8544119010	Winding wire of copper, laquer/enamelled & cover with paper,textile material/PVC	10 640	58 726	382 424	1 063 409
8544119090	Other winding wire of copper	3 666	22 591	61 490	170 078
8544190090	Winding wire not of copper,not lacquere/ enamelled, not manganese resistance wire	52	2 388	769	26 637
8544201100	Co-axial cable/elec/fitted w/ connector; <=66.000V;insulated w/ rubber/plastic	391 563	683 777	2 359 016	4 189 723

Tabel 3 : Ekspor Indonesia menurut Komoditi (Kode HS 10 digit)
Export of Indonesia by Commodity (10 digit of HS Code)

Maret 2016
March

Kode H S H S Code	Uraian golongan barang Group description	Berat bersih / Net weight (Kg)		Nilai / Value F.O.B. (U S \$)	
		Bulan ini Current month	Kumulatif Cum. Jan. to date	Bulan ini Current month	Kumulatif Cum. Jan. to date
(1)	(2)	(3)	(4)	(5)	(6)
8544201900	Co-axial cable/elec;fitted w/ connector; <=66.000V;insulate not w/ rubber/plastic	259 673	583 722	1 783 731	4 434 880
8544202100	Co-axial cable/elec;unfitted w/ conectr; <=66.000V;insulated w/ rubber/plastic	1 386	16 070	2 757	49 713
8544202900	Co-axial cable/elec;unfitted w/ conectr; <=66.000V;insulate not w/ rubber/plastic	345	1 097	244	8 254
8544203900	Co-axial cable/elec;fitted w/ connector; >66.000V;insulate not w/ rubber/plastic	75	250	53	3 901
8544204900	Co-axial cable/elec;unfitted w/ conectr; >66.000V;insulate not w/ rubber/plastic	-	10	-	399
8544301200	Wiring harness for mtor vehicle;of head 87.02,87.03,87.04/84.11;insulate rubber	946 442	2 787 710	15 573 624	45 429 530
8544301300	Wring harness for mtor vehicle;excl head 87.02,87.03,87.04/84.11;insulate rubber	701 738	2 020 636	11 921 161	34 793 423
8544301400	Wiring harness for mtor vehicle;of head 87.02,87.03,87.04/84.11;no insult rubber	-	16	-	323
8544301900	Wring harness for mtor vehicle;excl head 87.02,87.03,87.04/84.11;no insult rubber	1 297 800	4 292 432	27 478 326	89 888 856
8544309100	Ignition wiring sets,not wiring set,used in vehicle,aircraft/ship;insulate rubber	282	1 481	6 927	25 720
8544309900	Ignition wiring sets,not wiring set,used in vehicle,aircraft/ship;no insult ruber	296 412	893 046	4 583 002	14 137 423
8544421100	Telephone, telegraph, radio relay cable submarine,fitted w/ connectors;<= 80 V	28	11 121	137	2 984 471
8544421200	Telephone, telegraph, radio relay cable not submarine,fitted w/ connector;<= 80V	3	3	201	201
8544421900	Oth elect conductor,fitted w/ connector; used for communication,voltage <= 80 V	53 479	135 620	1 089 327	2 946 220
8544422100	Telephone, telegraph, radio relay cable submarine,fitted w/ cncctor;80V<x<=1000V	-	2	-	4
8544422900	Oth elect conductor,fitted w/ connector; used for communication,80V<x<=1000V	5 623	16 304	60 167	192 010
8544423900	Battery cab;<=1000V;no insulate w/rubber ecl vehicle head 87.02,87.03,87.04/87.11	64	114	2 738	4 107
8544429100	Electrical cables insulated w/ plastic diameter <=19,5 mm,use for telecommunictn	127 109	302 062	1 426 741	4 362 430
8544429200	Electrical cables insulated w/ plastic diameter >19,5 mm,use for telecommunictn	21 446	44 867	223 973	605 158
8544429910	Car cigarettes lighters adapters	6	6	281	281
8544429990	Oth elect conductor,fitted w/ connector, used for telecommunication,<= 1000V	122 192	391 921	1 812 050	5 726 413
8544491100	Telephone, telegraph, radio relay cable submarine,not fitted w/ connector;<= 80V	96	178	12 359	22 204
8544491200	Telephone, telegraph, radio relay cable not submarine,not fit w/ cncctor;<= 80V	83 000	3 278 433	325 256	14 065 368
8544491900	Oth elect conductor,not fit w/ cncctor; used for communication,voltage <= 80 V	30	5 125	3 526	91 429
8544492100	Shielded wire for mnfact.of auto-wiring harnesses, not for communication, <=80 v	13 062	42 043	109 333	402 014
8544492200	Electrical cables insulated w/ plastic diamtr<=19,5 mm,not use for telecommunict	781	1 636	283	394
8544492300	Electrical cables insulated w/ plastic diamtr>19,5 mm,not use for telecommunictn	41	361	447	9 561
8544492900	Oth electric conductors,not fitted w/ connector,not for telecommunctn,<=80V	21 508	45 135	542 376	991 187
8544493200	Oth elect connector,fitted w/ connector for comm,insulate w/ plastic >80V<<1000V	678	678	2 014	2 014
8544493900	Oth elect connector,fit w/ connector for comm,not insulate w/ plastic >80V<<1000V	1 422 863	4 462 283	7 190 392	21 834 295
8544494100	Oth elect cncctor,fit w/ connector,>80V <=1000V,not for com,insulate w/ plastic	70 135	166 846	358 879	798 733
8544494900	Oth elect cncctor,fit w/ connector,>80V <=1000V,no for com,insulate w/o plastic	122 310	452 116	645 416	2 078 970
8544601100	Oth electric conductors,>1 kV & <=36kV, insulate plastic w/ core diamtr<22,7 mm	398 615	953 966	1 558 599	3 926 255

Tabel 3 : Ekspor Indonesia menurut Komoditi (Kode HS 10 digit)
Export of Indonesia by Commodity (10 digit of HS Code)

Maret 2016
March

Kode H S H S Code	Uraian golongan barang Group description	Berat bersih / Net weight (Kg)		Nilai / Value F.O.B. (U S \$)	
		Bulan ini Current month	Kumulatif Cum. Jan. to date	Bulan ini Current month	Kumulatif Cum. Jan. to date
(1)	(2)	(3)	(4)	(5)	(6)
8544601900	Oth electric conductors,>1 kV & <=36kV, insulate plastic w/ core diamtr>=22,7mm	52 246	52 246	328 836	328 836
8544602900	Oth electric conductors,>1 kV & <=36kV, insulate plastic w/ core diamtr>=22,7mm	2	3 548	1 013	4 523
8544603000	Other electric conductors, for a voltage > 66 kV	16 664	16 664	124 506	124 506
8544701000	Optical fibre cable of teleph,telegraph, radio relay cables,submarine	-	1 542	-	12 130
8544709000	Other optical fibre cables	35 855	130 103	292 954	820 349
8545190000	Electroda of graphite, used not for furnaces	206 665	493 341	289 106	701 587
8545200000	Carbon brushes of graphite/oth carbon, for electrical purposed	2 052	10 475	48 762	248 691
8545900000	Lamp carbon,battery carbon & oth article of graphite/oth carbon,w/ or w/o metal	9 074	24 448	34 797	133 388
8546100000	Electrical insulators of glass	625	625	75 490	75 490
8546201000	Transformer bushing & circuit breaker insulator, of ceramic	55	7 073	1 757	44 922
8546209000	Electrical insulators of any material other than glass & ceramics	-	1 855	-	3 251
8546900000	Oth elect insulators not of glass and of ceramics	184	938	2 024	14 515
8547200000	Insulating fitting for electrical mchine appl/equip; of plastics	3 846	10 208	38 580	93 336
8547901000	Elect conduit tubingg & joint therefor of base metal line w/ insulating mterial	-	1 107	-	61 016
8547909000	Oth insulating fittings for elect mach, appliances/equipment, being fittings	860	5 913	81 769	465 842
8548101900	Lead acid scrap storage batteries, drained/undrained,used for oth purposed	-	95	-	100
8548109100	Waste & scrap of primary cells and primary batteries,cont. oth materials	250	250	75	75
8548109900	Other waste & scrap containing other materials	1 860	1 860	2 708	2 708
8548901000	Image sensors contact type copmrising a photo-conductive sensor element	200	629	51 765	315 781
8548902000	Printed circuit assemblies incl such assemblies for external connections	39	134	3 620	16 335
8548909000	Other waste & scrap of primary cells; primary batteries	16 750	25 420	489 597	1 355 926
8603900000	Self-propelled railway/tramway coaches, van & truck power by int source of elect	-	3	-	100
8605000000	Railway/tramway passenger coach & other spcial prpose railway;not self-propelled	413 180	413 180	5 561 873	5 561 873
8606100000	Tank wagons and the like	16 600	16 651	145 565	145 841
8607190000	Axles & wheels, and parts thereof	55 800	595 297	87 300	945 558
8607300000	Hooks & oth coupling devices, buffers, and parts thereof	1 850	1 850	83 118	83 118
8607990000	Other part of trolling stock	6 744	24 456	155 510	691 639
8608002000	Electromechanic equip of railway/tramway track fixtures,fitting, mechanic signal	5	5	450	450
8608009000	Non-electromech equip of railway/tramway track fixtures,fitting, mechanic signal	-	107	-	3 504
8609000010	Containers of metal,design & equip for carriage by one/more modes of transport	-	131 817	-	259 816
8609000020	Containers of wood, design & equip for carriage by one/more modes of transport	8 073	60 026	8 774	44 675
8609000090	Container of oth material,design&equip for carriage by one/more mode transport	21 073	105 893	16 646	187 648
8701101100	Pedestrian controlled tractors,power <= 22.5 kW, for agricultural use	8 028	52 274	34 776	237 509
8701101900	Pedestrian controlled tractors,power <= 22.5 kw oth than for agricultural use	-	1 450	-	6 880
8701109100	Pedestrian controlled tractors, power > 22.5 kw for agricultural use	1 919	1 919	66	66
8701109900	Pedestrian controlled tractors, power > 22.5 kw oth than for agricultural use	260	260	190	190
8701209000	Road tractors for semi-trailers, not ckd	-	7 086	-	35 901
8701901000	Agriculture tractors	296 663	1 280 191	3 058 662	13 177 032
8701909000	Other tractors (other than tractors of heading 87.09)	-	550	-	275
8702101000	Motor cars incl stretch limousine,for transport >=10 p, ckd,diesel	538 840	1 090 544	7 016 800	14 161 598

Tabel 3 : Ekspor Indonesia menurut Komoditi (Kode HS 10 digit)
Export of Indonesia by Commodity (10 digit of HS Code)

Maret 2016
March

Kode H S H S Code	Uraian golongan barang Group description	Berat bersih / Net weight (Kg)		Nilai / Value F.O.B. (U S \$)	
		Bulan ini Current month	Kumulatif Cum. Jan. to date	Bulan ini Current month	Kumulatif Cum. Jan. to date
(1)	(2)	(3)	(4)	(5)	(6)
8702104910	Motor coach,bus/minibus,for >=10 p, g.v.w. < 6 t,ckd,diesel	-	1 840	-	9 420
8702105000	Oth motor vehicles for the transport >= 10 p,ckd,diesel or semi-diesel	6 000	7 230	14 318	18 763
8702109000	Oth motor vehicles for the transport >= 10 p;not ckd, diesel	-	925	-	4 736
8702901320	Motor vehicle,for transport >=30 p;g.v.w >24 t, ckd, non diesel	-	3 424	-	36 386
8702909200	Motor cars incl stretch limousine,for transport >=10 p, not ckd,non diesel	16 000	18 500	69 236	74 336
8703109000	Vehicle specially design for travel on snow oth than golf cars	264 000	588 332	655 689	1 441 887
8703212200	Motor cars excl vans, <= 1,000 cc, ckd, 4 WD,intrn combust recipro piston engine	-	910	-	7 000
8703212990	Oth motor car,<= 1,000 cc,not ckd,not 4 WD, intern combust recipro pist engine	2 085	12 175	10 370	53 540
8703213900	Oth vehicles,<=1,000 cc, ckd, not 4 WD, drive,intern combust recipro piston engine	51 500	68 503	180 042	273 620
8703219900	Oth vehicle,<=1,000 cc,not ckd,internal combust recipro piston engine	-	1 280	-	55 042
8703221110	Sedan/station wagons, 1000-1500 cc,ckd internal combust recipro piston engine	3 200	3 200	5 320	5 320
8703221190	Oth motor car,no sedan,1000-1500 cc,ckd internal combust recipro piston engine	-	79 920	-	657 775
8703221910	Sedan/station wagon,1000-1500cc,not ckd internal combust recipro piston engine	2 690 675	8 825 040	23 925 770	79 725 329
8703221990	Oth motor car,no sedan,1000-1500 cc,not ckd,intern combust recipro piston engine	354 344	1 290 751	2 871 739	10 297 978
8703222100	Other vehicles,1000-1500 cc,ckd,4 WD, internal combust recipro piston engine	1 300	8 800	9 234	26 083
8703229200	Motor homes, 1000-1500 cc, not ckd, internal combust recipro piston engine	-	3 680	-	13 782
8703229900	Other vehicles, 1000-1500 cc, not ckd, internal combust recipro piston engine	6 785 135	20 319 455	55 106 504	165 534 218
8703232900	Hearses,1500-3000 cc,not ckd, internal combust reciprocating piston engine	-	8 050	-	42 304
8703235110	Sedan/station wagons,1500-1800 cc,ckd, internal combust recipro piston engine	1 496	1 496	12 768	12 768
8703235310	Sedan/station wagons,2000-2500 cc,ckd, internal combust recipro piston engine	8 640	8 734	72 324	73 635
8703235390	Oth mtor car excl van,no sedan,ckd,2000- 2500cc,intern combust rcipro piston eng	8 230	11 830	40 086	62 085
8703236110	Sedan/station wagon,1500-1800cc,not ckd, internal combust recipro piston engine	1 554 286	6 280 658	8 546 558	35 244 179
8703236191	Oth motor car excl van,1500-1800cc,not ckd,2 WD,intern combust rcipro piston eng	-	12 000	-	42 229
8703236391	Oth motor car excl van,2000-2500cc,not ckd,2 WD,intern combust rcipro piston eng	-	1 538	-	25 017
8703236491	Oth motor car excl van,2500-3000cc,not ckd,2 WD,intern combust rcipro piston eng	3 105 735	3 826 970	29 169 801	35 820 546
8703236492	Oth motor car excl van,2500-3000cc,not ckd,4 WD,intern combust rcipro piston eng	1 229 885	1 235 915	13 403 601	13 457 797
8703237400	Other vehicle,2500-3000 cc,ckd,internal combust recipro piston engine	2 500	9 500	16 804	52 020
8703239100	Oth vehicle,1500-1800cc,not ckd,internal combust recipro piston engine	2 500	2 500	9 230	9 230
8703245190	Oth motor car,no sedan,>3000cc,not ckd, 4 WD,internal combust recipro piston eng	1 700	1 700	19 053	19 053
8703312000	Other motor cars excl van, <= 1500 cc, not ckd,diesel	1 272	1 272	17 395	17 395
8703319900	Other vehicles,<=1500 cc,not ckd,diesel, not 4 WD	-	42 000	-	342 754
8703325900	Motor car excl van,1500-2500cc,not ckd, not 4 WD,diesel	128 528	130 613	1 678 952	1 686 552
8703329900	Oth vehicle,1500-2500 cc,not ckd,diesel, oth than 4 WD	4 000	4 000	61 255	61 255
8703334590	Other motor cars excl van,> 3000cc,ckd, no sedan, 4 WD, diesel	-	10 900	-	49 089
8703335300	Other motor cars, 2500-3000 cc, not ckd, 4WD, diesel	1 500 048	1 512 913	17 798 776	17 955 309

Tabel 3 : Ekspor Indonesia menurut Komoditi (Kode HS 10 digit)
Export of Indonesia by Commodity (10 digit of HS Code)

Maret 2016

March

Kode H S H S Code	Uraian golongan barang Group description	Berat bersih / Net weight (Kg)		Nilai / Value F.O.B. (U S \$)	
		Bulan ini Current month	Kumulatif Cum. Jan. to date	Bulan ini Current month	Kumulatif Cum. Jan. to date
(1)	(2)	(3)	(4)	(5)	(6)
8703335400	Other motor cars, 2500-3000 cc, not ckd, oth than 4 WD, diesel	5 159 325	5 172 170	53 818 210	53 941 846
8703335500	Other motor cars, > 3000 cc, not ckd, 4 WD, diesel	6 550	8 550	31 144	55 050
8703335900	Other motor cars, > 3000 cc, not ckd, oth than 4 WD, diesel	17 310	44 670	84 899	198 693
8704101600	Damper, designed for-off highway, CKD, g.v.w. < 20 t but >= 24 t	34 850	34 850	152 979	152 979
8704101800	Damper, designed for-off highway, CKD, g.v.w. > 45 t	164	2 932 044	280 000	4 676 686
8704102300	Damper, designed for-off highway, not CKD, g.v.w. <= 5 t	3 500	64 218	11 519	320 896
8704102500	Damper, designed for-off highway, not CKD, g.v.w. < 10 t but >= 20 t	-	28 000	-	29 600
8704102700	Damper, designed for-off highway, not CKD, g.v.w. < 24 t but >= 45 t	501 577	653 227	1 044 227	1 679 968
8704102800	Damper, designed for-off highway, not CKD, g.v.w. > 45 t	-	1 240 424	-	1 751 735
8704211900	Oth motor vehicles, for transport goods, g.v.w. <= 5 t, ckd, diesel	149 500	291 465	829 999	1 505 187
8704212300	Tanker vehicle; bulk-cement truck, g.v.w. <= 5 t, not ckd, diesel	-	18 000	-	29 000
8704212900	Oth motor vehicles, for transport goods, g.v.w. <= 5 t, not ckd, diesel	14 190	68 481	25 928	236 391
8704221900	Oth motor vehicles, for transport goods, g.v.w. <5 t but >= 6 t, ckd, diesel	6 000	51 000	4 940	117 878
8704222900	Oth motor vehicles, for transport goods, g.v.w. 5-6 t, not ckd, diesel	17 000	31 400	8 857	181 857
8704225900	Other vehicles for the transport of goods, 10-20 t, not ckd, diesel	70 875	1 530 694	455 150	10 025 419
8704236900	Other lorries (trucks), 25-45 t, not ckd, diesel	54 140	54 140	197 029	197 029
8704312900	Other lorries (trucks), <= 5 t, not ckd internal combustion piston engine	255 310	875 237	1 935 149	6 704 587
8704329800	Dumpers, g,v,w, > 45 t, not ckd, internal combustion piston engine	-	350 000	-	272 229
8704909100	Motor vehicles for the transport of goods, <= 5 t, not ckd	86 975	188 737	547 487	1 272 082
8704909900	Motor vehicles for the transport of goods, >45 t, not ckd	9 000	9 000	53 352	53 352
8705100000	Crane lorries	70 020	70 020	192 475	192 475
8705300000	Fire fighting vehicles	2 220	5 820	73 837	153 837
8705400000	Concrete-mixer lorries	-	900	-	300
8705909000	Other special purpose motor vehicles	-	480	-	7 223
8706003300	Chasis fitted with engines for vehicles for wagon, SUVs, sports cars, not vans	-	9 000	-	2 757
8707109000	Other bodies for the vehicles transport of persons	603	12 887	3 142	35 300
8707903000	Bodies for special purpose motor vehicles	-	8 400	-	79 486
8707909010	Bodies for dumpers off highway use, not ckd, g,v,w > 45 t	95 642	95 668	519 000	519 429
8707909020	Other Bodies for the vehicles of g.v.w .<= 24 t	15 936	24 624	46 755	72 282
8707909030	Other Bodies for the vehicles of g.v.w .> 24 t	15 043	15 043	48 127	48 127
8708101000	Bumper and parts for tractors	569	569	15 148	15 148
8708109000	Bumper and parts for other tractors	144 296	460 101	964 367	3 043 532
8708210000	Safety seat belt for parts and accessories	22 706	54 425	184 801	420 535
8708291100	Component of door trim assembly for tractors	233	265	1 012	1 111
8708291200	Component of door trim assembly for transport of persons	158 132	423 518	1 023 627	3 254 186
8708291400	Component of door trim assembly for transp>= 10 persons or transport of goods	10 654	12 180	122 896	127 176
8708291900	Component of door trim assembly for special purpose motor vehicles	177 125	639 789	3 633 191	12 311 753
8708292000	Parts of safety seat belts	28 825	77 728	114 529	303 025
8708299200	Oth parts, access for vehicles of tractors	627	2 506	599	2 268
8708299300	Interior trim fitting; mudguards for transport of persons	425 797	1 026 129	3 383 469	9 081 746
8708299500	Oth parts and accessories for transport of person	951 246	2 072 724	4 233 326	9 674 829
8708299600	Interior trim fitting; mudguards for transp>= 10 persons or transport of goods	1 775	2 398	10 701	15 075
8708299800	Oth parts, access for transport >= 10 persons or transport of goods	56	106	39	154
8708299900	Other parts and access, Of motor vehicles of heading 8701-8705	953 465	3 747 977	6 649 155	25 340 055
8708301000	Brakes, servo-brakes; parts thereof for tractors	2 663	10 957	11 897	31 637

Tabel 3 : Ekspor Indonesia menurut Komoditi (Kode HS 10 digit)
Export of Indonesia by Commodity (10 digit of HS Code)

Maret 2016
March

Kode H S H S Code	Uraian golongan barang Group description	Berat bersih / Net weight (Kg)		Nilai / Value F.O.B. (U S \$)	
		Bulan ini Current month	Kumulatif Cum. Jan. to date	Bulan ini Current month	Kumulatif Cum. Jan. to date
(1)	(2)	(3)	(4)	(5)	(6)
8708302100	Brake drums, brake disc or brake pipes for transport of persons	1 200 180	3 306 007	4 366 509	11 946 206
8708302900	Oth brake drums, brake disc or brake pipes for transport of persons	120 438	257 822	817 464	2 371 625
8708309000	Oth brakes,servo-brakes; parts thereof for transport of persons	342 060	1 002 026	857 765	2 350 015
8708401100	Gear boxes, unassembled for transport of persons	31	156	561	3 746
8708401300	Gear boxes, unassembled for special purpose vehicles or tansport of goods	75 976	154 936	87 061	216 602
8708401900	Gear boxes, unassembled for transport vehicles , >= 10 person	417	37 042	11 765	266 082
8708402600	Gear boxes, assembled for transport of persons	3 568 278	10 616 393	57 803 141	169 302 148
8708402900	Gear boxes, assembled for transport vehicles , >= 10 person	26 246	39 451	17 951	26 351
8708409100	Parts of gear boxes and parts thereof tractors	24 424	43 670	94 504	143 462
8708409200	Parts of gear boxes and parts thereof transport of persons	247 104	811 846	1 169 726	3 613 080
8708409900	Oth parts of gear boxes for vehicles of heang 8701-8705	278 252	738 817	2 208 349	5 809 312
8708501100	Drive-axles with differential, unassembl for transport of persons	42 541	97 993	164 036	388 704
8708501300	Drive-axles with differential, unassembl for for goods/special purpose vhcls	-	28 077	-	37 790
8708501900	Drive-axles with differential, unassembl for transport ,>=10 person	520	9 262	3 250	5 720
8708502600	Drive-axles with differential, assambled for transport of persons	684 133	1 541 907	9 706 942	22 874 440
8708502790	Drive-axles for damper,not ckd dmtr < 120 mm for goods/special purpose vhcls	8	8	35	35
8708502900	Drive-axles with differential, assambled for transport of persons	346 277	888 676	2 065 516	5 201 138
8708509100	Parts crown wheels&pinion of drive axles with difft. for tractors	1 171	4 392	7 651	28 874
8708509200	Oth parts crown wheels&pinion of drive axl with difft for tractors	12 693	32 125	37 745	91 697
8708509300	Parts of drive-axles with differential, for transport of person	3 877	5 277	12 222	16 460
8708509900	Oth parts of drive-axles with differential, for vehicles 8701-8705	80 261	304 943	359 685	1 335 079
8708701500	Road wheels of hub-caps for tractors	20	40	90	190
8708701600	Road wheels of hub-caps for transport of person	63 535	1 854 922	307 121	7 485 815
8708701900	Road wheels of hub-caps for special purpose motor vehicles	458 970	1 298 790	2 568 252	7 632 833
8708702900	Road wheels of wheels fitted with tyres for transp person;goods;spesial vhcls	-	100	-	1 120
8708703100	Road wheels of wheels not fitted with tyres for tractors	3 654	43 506	10 414	123 677
8708703200	Road wheels of wheels not fitted with tyres for transport of person	4 206 668	10 445 855	17 037 612	42 163 624
8708703990	Road wheels of wheels not fitted with tyres of damper,not ckd dmtr < 1,000 mm	30	2 360	120	715
8708709700	Other road wheel and parts for vehicles transport of person	348 606	1 296 928	1 530 988	5 144 653
8708709900	Other road wheel and parts for special purpose motor vehicles	363 657	878 238	990 620	2 474 219
8708801500	Suspension systems for tractors	213	221	96 581	96 881
8708801600	Suspension systems for for transport of person	82 241	193 728	545 654	1 294 213
8708801700	Suspension systems for damper off higway use or special purpose motor vehicles	17 822	17 822	200 000	200 000
8708801900	Suspension systems for transport ,>=10 person	82 260	443 997	1 190 022	2 268 743
8708809200	Parts suspension systems for transport of persons	38 903	70 644	216 083	481 333
8708809900	Parts suspension systems for transport of person or special purpose vhcls	104 946	266 304	466 115	1 281 207
8708911500	Radiators for tractors	-	35	-	436
8708911600	Radiators for transport of person	223 175	634 417	2 183 551	6 229 410
8708911700	Radiators for vehicles >= 10 persons or tansport of goods	5 616	9 427	62 153	106 397
8708911900	Radiators for special pupose vehicles	17 780	38 432	123 220	372 725

Tabel 3 : Ekspor Indonesia menurut Komoditi (Kode HS 10 digit)
Export of Indonesia by Commodity (10 digit of HS Code)

Maret 2016

March

Kode H S H S Code	Uraian golongan barang Group description	Berat bersih / Net weight (Kg)		Nilai / Value F.O.B. (U S \$)	
		Bulan ini Current month	Kumulatif Cum. Jan. to date	Bulan ini Current month	Kumulatif Cum. Jan. to date
(1)	(2)	(3)	(4)	(5)	(6)
8708919200	Parts of radiators for transport of person	3 817	45 469	53 062	549 097
8708919900	Parts of radiators for vehicles of person;goods;special purpose	305 222	833 618	3 797 444	10 048 338
8708922000	Silencers (mufflers),exhaust pipe; parts for transport of persons	3 837	10 142	26 159	70 316
8708924000	Silencers (mufflers),exhaust pipe;parts for vhcls>= 10 persons/transport of goods	8 021	20 823	117 395	308 283
8708929000	Silencers (mufflers),exhaust pipe;parts for special purpose motor vehicles	1 565	13 210	17 933	226 059
8708935000	Clutches and parts thereof for vehicles tractors	6 145	22 194	16 267	58 673
8708936000	Clutches and parts thereof for vehicles transport of persons	644 897	2 038 463	4 102 568	12 921 384
8708937000	Clutches and parts thereof for vehicles transport of goods/special purpose vhcls	19 084	91 493	131 447	534 044
8708939000	Clutches and parts thereof for vehicles transport ,>=10 person	53 402	163 400	387 796	1 154 117
8708941000	Steering wheels with airbag assemblies	-	58	-	100
8708949500	Oth steering wheels with airbag assemblies for trasport of persons	61 258	165 496	889 693	2 547 837
8708949900	Oth steering wheels with airbag assembli of vhcls persons;goods;special purpose	69 418	202 389	617 236	1 844 156
8708951000	Safety airbags with inflater system for vehicles	3 869	6 203	34 188	71 118
8708959000	Parts safety airbags with inflater system	34 622	77 343	770 328	1 638 267
8708991000	Other parts & acces. for other vehicles of tractors	140 611	277 108	439 847	943 740
8708992100	Fuel tanks for vehicles transport persons or goods	751 173	1 855 865	8 350 024	21 003 280
8708992300	Parts of fuel tanks for vehicles transport of persons or goods	5 355	15 783	66 723	197 519
8708993000	Accelerator,brake or clutch padals for vehicles transport of persons or goods	3 351	5 523	84 147	143 726
8708994000	Battery carriers or trays & brackets for vehicles transport of persons or goods	-	16	-	49
8708995000	Radiator shrouds for vehicles transport of persons or goods	-	30	-	400
8708996100	Chasis frames for vehicles for transport ,>=10 person	143 319	592 032	952 946	4 017 511
8708996200	Chasis frames for vehicles transport of persons	299	3 957	3 046	46 305
8708996310	Chasis frames for vehicles <= 24 t transport of goods	835	835	1 907	1 907
8708997000	Other chasis frames or parts	901 137	3 208 515	4 822 625	16 978 262
8708999000	Other parts,acces for other vehicles of heading 8701- 8705	1 382 959	4 010 297	10 916 302	30 479 686
8709190000	Non electrical vehicles,works trucks self-propelled,not fiited with lifting	15 000	64 347	38 770	165 597
8709900000	Parts of work trucks,self-propelled,not fitted with lift/handl equip, in factory	17 439	38 100	32 626	124 579
8710000000	Tanks, other armoured fighting vehicles, motorised, with weapons/not, & parts	-	1 805	-	1 195 708
8711101200	Moped and motorised bicycles,recipro int combust piston engine < 50 cc, ckd	1 400	1 400	2 300	2 300
8711101300	Other motorcycle and scooters, recipro int combust piston engine < 50 cc, ckd	15 040	43 084	149 873	427 672
8711101900	Other motorcycles, reciprocating inter. combust. piston engine < 50 cc, ckd	8 465	15 848	7 035	18 710
8711109200	Moped and motorised bicycles,recipro int combust piston engine < 50 cc, not ckd	-	1 050	-	6 120
8711109300	Other motorcycle and scooters, recipro in combust piston engine < 50 cc, not ckd	802	2 606	6 733	20 319
8711109900	Other motorcycles, reciprocating inter. combust. piston engine < 50 cc, not ckd	400	400	6 750	6 750
8711201010	Motocross motorcycles, with recipro int combust pist engine, 50-250 cc, ckd	346 799	1 094 791	4 014 408	11 240 329
8711201090	Motocross motorcycles, with recipro int combust pist engine, 50-250 cc, not ckd	128 454	398 627	1 425 089	4 471 791
8711202000	Moped and motorised bicycles with recip int combust pist engine, 50-250 cc	265 908	1 086 296	2 769 820	10 130 121
8711203100	Motorcycles of cylinder capacity 150-200 cc, ckd	750	3 421	6 601	15 132
8711203200	Motorcycles of cylinder capacity 200-250 cc, ckd	-	3 320	-	78 948
8711203900	Motorcycles of cylinder capacity > 250 cc, ckd	17 909	96 673	95 100	597 202

Tabel 3 : Ekspor Indonesia menurut Komoditi (Kode HS 10 digit)
Export of Indonesia by Commodity (10 digit of HS Code)

Maret 2016

March

Kode H S H S Code	Uraian golongan barang Group description	Berat bersih / Net weight (Kg)		Nilai / Value F.O.B. (U S \$)	
		Bulan ini Current month	Kumulatif Cum. Jan. to date	Bulan ini Current month	Kumulatif Cum. Jan. to date
(1)	(2)	(3)	(4)	(5)	(6)
8711204900	Motorcycles of cylinder capacity > 200 cc, not ckd	133 018	373 415	775 213	2 332 531
8711205100	Motorcycles (not side-cars)incl.Scooters of cylinder capacity 150-200 cc	230 857	706 609	2 756 767	8 017 450
8711205200	Motorcycles (not side-cars)incl.Scooters of cylinder capacity 200-250 cc	166 099	622 473	2 261 722	8 900 859
8711205900	Motorcycles (not side-cars)incl.Scooters of cylinder capacity > 250 cc	1 136 141	4 515 401	11 785 241	44 220 439
8711209000	Other motorcycles (not side-cars) include Scooters	186	436	2 420	3 620
8711309000	Oth motocross motorcycles with recipro int combustion piston engine , not ckd	363 637	1 529 261	5 169 272	21 873 162
8711509000	Other motorcycles, recipro int combust piston engine, > 800 cc, not ckd	686	2 232	17 300	51 800
8711905100	Electrical powered motorcycles, ckd	-	16	-	1 499
8711909900	Other electrical powered motorcycles not ckd	1 744	1 964	6 921	8 561
8712001000	Racing bicycles	32 953	123 149	1 015 247	3 431 770
8712002000	Bicycles designed to be ridden by children	27 599	30 322	10 008	12 131
8712003000	Other bicycles	331 044	1 187 266	4 327 537	13 852 860
8712009000	Other cycles	326 834	648 958	2 239 154	4 402 515
8713900000	Carriages for disabled persons, mechanically propelled	-	3 366	-	28 968
8714101000	Saddles of motorcycles (incl. mopeds)	31 950	117 317	169 285	670 719
8714102000	Spokes/nipples of motorcycles (including mopeds)	551	19 605	139	35 413
8714109010	Frame and forks(incl. Telescopic fork, rear suspension and parts thereof)	58 340	142 871	424 539	956 901
8714109020	Gearing,gearbox,clutch and other transmission equip. and part thereof	90 871	279 485	805 138	2 579 888
8714109030	Wheel rims	152 156	444 247	807 790	2 300 788
8714109040	Brakes and parts thereof	168 040	603 775	1 423 779	4 577 666
8714109050	Silencers (mufflers) and parts thereof for vehicles of heading 8711-8713	460	1 790	10 628	21 569
8714109090	Oth parts and accessories of vehicles of heading 8711- 8713	2 559 385	6 875 673	24 423 571	63 222 234
8714201900	Castors of a dmm(incl. tyres) > 250 mm that the wheel width > 30 mm	85 624	339 328	1 018 790	3 794 911
8714209000	Other parts of carriages for disabled persons	34 909	112 952	281 962	892 040
8714911000	Frame and forks for bicycles designet to be ridden by children	-	2	-	12
8714919900	Other parts for forks	12 300	28 507	57 263	190 430
8714921000	Wheel rims and spokes for bicycles designet to be ridden by children	33 073	112 846	147 143	472 872
8714929000	Other wheel rims and spokes	13 098	28 217	47 766	99 501
8714931000	Hubs,(exlc coaster brake hub, hub brake free/sprocket-wheel),bicycle by children	16 969	35 917	44 600	99 126
8714939000	Oth hubs, (exlc coaster braking hub, hub brake, free/sprocket-wheel)	302 396	1 125 180	2 570 174	9 489 546
8714941000	Brakes,(incl coast brake hub,hub brake) for bicycles to be ridden by children	4 456	4 456	5 984	5 984
8714949000	Oth brakes, (incl coaster braking hubs, hub brakes)	110 576	452 092	1 072 355	4 418 750
8714951000	Saddles for bicycles designet to be ridden by children	15 224	29 172	61 769	117 116
8714959000	Other saddles	2 229	9 191	21 197	125 007
8714961000	Pedals and crank-gear,& parts thrf for bicycles to be ridden by children	208 814	636 246	600 226	2 048 474
8714969000	Other pedals and crank-gear, and parts thereof	28	138	36	212
8714991100	Handle,bars,pillars or parts & access. of bicycle to be ridden by children	1 583	6 824	4 661	69 020
8714991200	Chain wheels and cranks for bicycles designet to be ridden by children	1 037	3 505	3 422	8 198
8714999100	Oth handle,bars,pillars or parts and accessories	212 171	700 488	530 051	1 819 287
8714999200	Other chain wheels and cranks	805 551	2 459 708	6 696 687	19 887 904
8715000000	Baby carriages and parts thereof	1 173	2 860	405	3 474
8716399100	Oth agricul. trailers and semi-trailers carrying capacity > 200 t	206 807	208 057	1 995 569	1 995 727
8716399900	Oth agricul. trailers and semi-trailers carrying capacity < 200 t	-	110	-	48
8716400000	Other trailers and semi-trailers	530	88 530	3 031	42 104
8716801000	Cart,wagon,sack truck,hand trolleys & similar hand-propelled vhcl used in fact	1 221	4 057	33 051	56 132

Tabel 3 : Ekspor Indonesia menurut Komoditi (Kode HS 10 digit)
Export of Indonesia by Commodity (10 digit of HS Code)

Maret 2016

March

Kode H S H S Code	Uraian golongan barang Group description	Berat bersih / Net weight (Kg)		Nilai / Value F.O.B. (U S \$)	
		Bulan ini Current month	Kumulatif Cum. Jan. to date	Bulan ini Current month	Kumulatif Cum. Jan. to date
(1)	(2)	(3)	(4)	(5)	(6)
8716802000	Wheelbarrows	70 679	155 623	122 934	269 431
8716809000	Oth vehicles not mechanically propelled	3 209	13 942	62 735	91 805
8716901900	Other parts for trailer and semi-trailer	223 341	311 046	75 000	114 536
8716909300	Other parts for other vehicles	-	20	-	105
8716909900	Oth trailer and semi-trailers,oth vhcls not mechanically propelled	4 030	5 566	23 621	63 260
8802110000	Helicopters of an unladen weight <= 2,000 kg	-	1 210	-	2 784
8802120000	Helicopters of an unladen weight > 2,000 kg	-	1 009	-	75 000
8802209000	Aeroplane of an unladen weight > 2,000 kg	50	50	69 900	69 900
8802401000	Aeroplanes of an unladen weight > 15,000 kg	-	2 073	-	2 303 910
8803100000	Propellers, rotors, parts thereof heading 8801 or 8802	617	27 504	15 567	154 540
8803200000	Under-carriages, parts thereof heading 8801 or 8802	2 680	4 123	58 800	129 000
8803300000	Other parts of aeroplanes/helicopters heading 8801 or 8802	21 355	117 938	4 283 399	17 239 084
8803901000	Parts of telecommunication satellites	-	2	-	2 142
8803902000	Parts of balloons, gliders/kites	485	1 091	2 246	4 881
8803909000	Other parts of goods of ballon, dirigibles and other aircraft	1 254	1 372	403 046	452 488
8804001000	Parachutes (incl dirigible parachutes, paragliders)&rotachutes,parts,acces thrf	25	25	4 500	4 500
8804009000	Oth parachutes (incl dirigible parachut, paragliders)&rotachutes,parts,acces thrf	160	344	2 002	4 769
8805100000	Aircraft launching gear, part thereof, deck arrestor/similar gear,part thereof	400	400	4 000	4 000
8805299000	Parts of ground flying trainers	-	71	-	19 170
8901102000	Cruise ships,excursion boats,ferry-boats of gross tonnage>26 but<=500 ton	38 000	38 000	153 900	153 900
8901109000	Cruise ships,excursion boats,ferry- boats of gross tonnage > 5000 ton	1 008 000	1 008 000	7 259 201	7 259 201
8901205000	Tankers of gross tonnage <= 5000 ton	1 610 000	1 610 000	15 427 824	15 427 824
8901901200	Other vessels,for transp. not motorised of gross tonnage > 26 but <= 500 ton	258 000	258 000	216 892	216 892
8901901400	Other vessels,for transp. not motorised of gross tonnage > 500 ton	-	2 561 000	-	3 335 902
8901903100	Other vessels,for transp. motorised of gross tonnage <= 26 ton	-	13 500	-	162 224
8901903200	Other vessels for transport, motorised of gross tonnage > 26 but <= 500 ton	368 000	368 000	1 673 995	1 673 995
8901903300	Other vessels,for transp. motorised of gross tonnage > 500 but <= 1000 ton	-	340 000	-	449 350
8901903400	Other vessels,for transp. motorised of gross tonnage >1000 but <= 4000 ton	-	5 219 000	-	4 296 622
8903100000	Yachts&oth vessels for pleasure/sports rowing boats&canoes, inflatable	5 188	5 188	40 936	40 936
8903910000	Sailboats, with/without auxilliary motor , not inflatable	956	1 497	20 969	29 872
8903990000	Other vessels for pleasure/sports; canoes, not inflatable	3 307	7 622	72 983	158 161
8904003900	Tugs and pusher craft, power > 4000 hp of gross tonnage <= 26 ton	517 374	767 374	4 068 313	9 968 313
8905200000	Floating/submersible drilling/ production platforms	4 583 463	12 278 709	40 968 439	103 227 884
8905901000	Floating docks	-	13 100 000	-	17 778 775
8905909000	Oth vessels w/navigability of which is subsidiary to their main function	24 000	37 195	1 109 661	1 113 166
8906901000	Lifeboats oth than rowing boats, oth vessels of displacement <= 30 tons	2 880	2 880	9 719	9 719
8906909000	Lifeboats oth than rowing boats, oth vessels of displacement > 300 tons	-	7	-	48
8907100000	Floating structures, inflatable rafts	141	13 101	2 163	17 696
8907901000	Buoys	19	1 044 213	106	12 187 321
8907909000	Other floating structures	368 489	423 491	163 275	312 429
9001200000	Sheets and plates of polarising material	224	354	7 963	12 813
9001300000	Contact lenses	47 168	93 799	8 417 318	15 613 509
9001400000	Spectacle lenses of glass	2 107	5 694	136 727	379 427
9001500000	Spectacle lenses of other materials	154 305	427 455	3 228 233	9 823 626
9001909000	Other elements of glass not optically worked	8 142	35 973	154 300	668 837
9002111000	Objective lenses for cinematographic projector	1	1	4	4

Tabel 3 : Ekspor Indonesia menurut Komoditi (Kode HS 10 digit)
Export of Indonesia by Commodity (10 digit of HS Code)

Maret 2016

March

Kode H S H S Code	Uraian golongan barang Group description	Berat bersih / Net weight (Kg)		Nilai / Value F.O.B. (U S \$)	
		Bulan ini Current month	Kumulatif Cum. Jan. to date	Bulan ini Current month	Kumulatif Cum. Jan. to date
(1)	(2)	(3)	(4)	(5)	(6)
9002119000	Objective lenses for cameras and other projector	2 716	33 378	472 319	7 381 326
9002190000	Objective lenses for other instruments & apparatus	55	261	24 430	102 007
9002202000	Filters for cinematographic cameras, photographic cameras & oth projectors	15	15	100	100
9002209000	Filters for oth instruments&apparatus	-	7	-	1 205
9002903000	Lenses&prisms for cinematographic, photographic cameras & oth projectors	11 041	11 073	2 795 082	2 827 340
9002909000	Other Lenses & prisms	20	172	20	3 046
9003110000	Frames & mountings for spectacles, goggles of plastics	21	38	25 556	25 586
9003190000	Frames & mountings for spectacles, goggles of other materials	15	163	5 400	24 677
9003900000	Parts for spectacles,goggles	289	1 019	161 894	568 330
9004100000	Sunglasses	770	1 225	44 098	60 241
9004909000	Other spectacles & goggles	91	174	155	1 047
9005809000	Monoculars & oth optical telescopes	-	16	-	19 464
9005909000	Parts&accessories (include mountings) for oth optical telescopes	-	51	-	79
9006109000	Oth laser photoplotter,cameras of a kind used for preparing print plates/cylinder	10	10	160	160
9006300000	Cameras specially design for under water use for aerial survey, medical/surgical	120	1 586	576	32 500
9006400000	Instant print cameras	129	139	32 790	32 900
9006510000	Oth cameras w/ a through-the lens view finder(slr),for roll film of width<=35mm	-	6	-	2 826
9006599000	Lasers photo plotters/imagesetters without raster image processor	-	11	-	3 374
9006690000	Photographic flashbulbs apparatus	26	26	255	255
9006919000	Other parts & accessories for cameras	-	1	-	36
9006999000	Parts & accessories oth than for photograp flash-light apparatus	74	257	17 180	42 965
9007100000	Cinematographic cameras	157	3 162	46 667	456 331
9007209000	Cinematographic projectors for film of more than 16 mm in width	352	1 586	1 445	34 269
9007920000	Parts and accessories for cinematographic projectors	56	539	8 892	106 310
9008509000	Projector,enlarge/reducer,oth microfilm/ fiche/form whether/not capable of copies	-	52	-	500
9008909000	Part&accessories for image projector oth of fotografic, enlarge & reducers	-	117	-	4 135
9010100000	App & equipment for automatically develop/expose photographic film/paper	112	112	18 851	18 851
9010609000	Projection screens of 300 inches or less	-	4 727	-	934
9010909000	Parts&accessoris of other apparatus& equipment for photographics laboratories	-	27	-	495
9011100000	Stereoscopic microscopes	5	108	1 853	30 388
9011800000	Other optical microscopes	450	580	189 084	230 409
9012100000	Microscopes oth than optical microscope diffraction apparatus	-	58	-	28 324
9012900000	Parts and accessories for microscope oth than optical microscope	-	258	-	5 375
9013200000	Lasers, other than laser diodes	-	505	-	95 824
9013802000	Liquid crystal devices	604	1 319	85 635	158 403
9013809000	Other devices, appliances&instruments of other optical appliances	15	23	30	1 042
9014100000	Direction finding compasses	13	13	5 400	5 400
9014200000	Instrum&appl for aeronautical/space navigation (other than compasses)	10	18	300	25 300
9014809000	Oth navigation instrum&appl of oth used on ships	3 722	8 930	181 943	414 965
9014909000	Parts & accessories of other navigation instruments & appliances	32	175	733	2 276
9015101000	Rangefinders of used in photography or cinematography	-	21	-	53
9015109000	Rangefinders other than of used in photography or cinematography	-	26	-	167
9015200000	Theodolites & tachymeters (tacheometers)	14	121	966	14 812
9015300000	Levels [measuring higher of ground]	404	404	5 945	5 945
9015801000	Radio sonde and radio wind apparatus	-	60	-	19 182

Tabel 3 : Ekspor Indonesia menurut Komoditi (Kode HS 10 digit)
Export of Indonesia by Commodity (10 digit of HS Code)

Maret 2016

March

Kode H S H S Code	Uraian golongan barang Group description	Berat bersih / Net weight (Kg)		Nilai / Value F.O.B. (U S \$)	
		Bulan ini Current month	Kumulatif Cum. Jan. to date	Bulan ini Current month	Kumulatif Cum. Jan. to date
(1)	(2)	(3)	(4)	(5)	(6)
9015809000	Other instruments&appliances oth than Radio sonde and radio wind apparatus	6 675	22 187	26 034	1 813 094
9015900000	Parts & accessories of surveying instruments & appliances	852	2 206	7 957	43 838
9016000000	Balances of a sensitivity of 5 cg or better, w/without their weights	14 163	29 460	984 883	1 644 731
9017109000	Drafting tables and machines,whether not automatic other than plotters,	-	96	-	326
9017201000	Rulers,drawing,marking out,or mathematical calculating instrument	1 117	3 654	5 827	14 480
9017209000	Other drawing,marking-out/mathematical calculating instruments	45 947	46 164	20 352	21 780
9017300000	Micrometers, callipers and gauges	2 067	5 266	56 703	428 340
9017800000	Oth instruments for measuring length for use in hand, rods and tapes	390	2 316	4 864	44 673
9017902000	Parts&acc of app for the project/draw of circ pattern,sens substrate for pcb/pwb	800	3 049	19 236	69 567
9017909000	Parts & accessories of oth instruments for measuring length for use in the hand	-	398	-	1 215
9018110000	Electro-cardiographs,used in medical	-	11	-	2 239
9018120000	Ultrasonic scanning apparatus, used in medical	100	3 269	35 660	196 912
9018130000	Magnetic resonance imaging apparatus used in medical	30	445	20 216	121 974
9018140000	Scintigraphic apparatus used in medical	-	10	-	3 457
9018190000	Other electro-diagnostic apparatus used in medical	152 231	463 977	2 299 441	7 101 838
9018200000	Ultra-violet/infra-red ray apparatus used in medical	-	202	-	38 823
9018311000	Disposable syringes, with or without needles	181 197	532 263	801 496	2 357 927
9018319000	Syringes, with/without needles other than disposable syringes	10 357	19 399	45 808	85 006
9018320000	Tubular metal needles and needles for sutures	340	1 362	13 339	54 050
9018391000	Catheters	-	2 580	-	20 923
9018399000	Cannulae and the like	49 794	138 070	1 161 705	3 023 734
9018410000	Dental drill eng,whether/not combined on a single base with oth dental equip	64	101	131	11 589
9018490000	Oth instruments and appliances, used in dental sciences	99	209	28 134	67 340
9018500000	Oth ophthalmic instruments&appliances	-	773	-	63 655
9018902000	Intravenous administration set	-	5 440	-	30 991
9018903000	Electronic instruments and appliances, used in medical	2 277	3 449	2 212	4 242
9018909000	Other instruments and appliances, used in medical	206 069	606 797	2 263 916	6 832 875
9019101000	Electronic,mechano-therapy appliances massage,psycho aptitude-test apparatus	207	767	13 275	51 986
9019109000	Mechano-therapy appliance massage,psycho aptitude-test apparatus oth than electr	-	13	-	2 130
9019200000	Ozone therapy,oxygen therapy, aerosol therapy, artificial respiration/other	20 665	45 465	523 084	1 111 383
9020000000	Breath appl,gas masks,excl protec masks have neither mech part,replace filters	56	482	3 045	4 405
9021100000	Orthopaedic or fracture appliances	-	4	-	503
9021210000	Artificial teeth,orthopaedic appliances	1	3	100	250
9021290000	Dental fittings,orthopaedic appliances	67	149	5 518	9 168
9021390000	Other artificial parts of the body	69	69	11 523	11 523
9021400000	Hearing aids, excluding parts and accessories	9	19	452	1 196
9021900000	Oth appl.which are worn/carried/implan in the body,to compensate for a defect	509	2 148	62 691	207 984
9022120000	Computed tomography apparatus	-	2 800	-	81 167
9022130000	X-ray app for dental uses	-	8	-	29 882
9022140000	X-ray app for medical,surgical or veterinary uses	6 250	6 480	293 787	308 191
9022191000	X-ray app for the physical inspection of solder joints on pcb/pwb assemblies	296	1 118	1 994	6 093
9022199000	X-ray For radiografi or radiotherapy apparatus	876	4 199	47 934	257 574
9022210000	Alpha,beta/gamma radiations,for medical surgical,dental/veterinary uses	90	1 777	2 533	40 582
9022290000	Alpha,beta/gamma radiations,for radiography or radiotherapy apparatus	153	229	35 585	53 347
9022300000	X-ray tubes	897	1 023	5 795	6 323

Tabel 3 : Ekspor Indonesia menurut Komoditi (Kode HS 10 digit)
Export of Indonesia by Commodity (10 digit of HS Code)

Maret 2016

March

Kode H S H S Code	Uraian golongan barang Group description	Berat bersih / Net weight (Kg)		Nilai / Value F.O.B. (U S \$)	
		Bulan ini Current month	Kumulatif Cum. Jan. to date	Bulan ini Current month	Kumulatif Cum. Jan. to date
(1)	(2)	(3)	(4)	(5)	(6)
9022909000	Part&acc oth of x-ray app for the physic inspection of solder joints on pca	1 748	5 647	657 668	1 946 426
9023000000	Instruments app&model,for demonstra purposes(in education/exhibitions)	8 725	29 929	156 628	490 842
9024101000	Machines&appliances for testing metals, electrically operated	-	1 000	-	25 050
9024102000	Machines&appliances for testing metals, not-electrically operated	97	98	3 578	3 596
9024801000	Oth mach& appliances for testing wood, textiles,paper,plastics,elect operate	-	488	-	4 880
9024802000	Oth mach& appliances for testing wood, textiles,paper,plastic,not elect operate	3	46	5	1 516
9024901000	Parts&acc for elect operated mach&app for test mechanical properties,materials	39	39	27 119	27 119
9024902000	Parts&acc for non elect operated mach& app for test mechan properties materials	1 059	1 059	36	36
9025110000	Thermometers&pyrometers,liquid filled, for direct reading	1	17	174	241
9025191900	Thermometers&pyrometers,elect operated, oth temperature gauges for motor vehicle	1 314	3 668	1 317 426	2 648 094
9025192000	Thermometers&pyrometers not electrically operated	1 178	2 843	25 213	74 191
9025802000	Oth instruments of oth than thermometers &pyrometers, electrically operated	559	594	4 758	9 284
9025803000	Oth instruments of oth than thermometers &pyrometers, not electrically operated	75	1 383	779	71 807
9025901000	Parts&acces of hidrometer,termometer/ similar instrument, electric operated	-	681	-	20 236
9025902000	Parts&acces of hidrometer,termometer/ similar instrument, non electric operate	1	110	7	15 555
9026101000	Level gauges for motor vehicles electrically operated	232	3 933	34 181	227 800
9026102000	Level gauges for motor vehicles not electrically operated	4	194	2	372
9026103000	Oth measuring/check the flow/level of liquid, electrically operated	335	700	17 453	48 372
9026109000	Oth measuring/check the flow/level of liquid,not electrically operated	120	267	58	1 105
9026201000	Presure gauges for motor vehicles, electrically operated	-	119	-	29 171
9026202000	Presure gauges for motor vehicles, not electrically operated	3 500	10 612	97 041	287 780
9026203000	Other measuring/checking pressure instruments, electrically operated	240	625	54 054	67 440
9026204000	Other measuring/checking pressure instruments,not electrically operated	2 066	6 115	336 346	1 110 905
9026801000	Oth instruments/app for measuring/check the flow/level/press,electric operated	1 230	2 534	49 840	235 510
9026802000	Oth instruments/app for measuring/check, flow/level/press,not electric operated	99	5 287	3 373	8 956
9026901000	Part&acc for electric operate instrument &app,measure/check the flow level,press	1 967	7 268	53 296	171 687
9026902000	Part&acc for non electric operate instru &app,measure/check the flow level,press	5 779	18 770	139 381	338 773
9027101000	Gas/smoke analysis apparatus, electrically operated	332	481	17 521	23 014
9027102000	Gas/smoke analysis apparatus, not electrically operated	142	143	11 452	12 162
9027201000	Chromatographs&elektrophoresis instruments, electrically operated	-	88	-	3 380
9027301000	Spectro/spectrophotometers&spectro graph use optic radiat,elect operated	-	12	-	3 440
9027302000	Spectro/spectrophotometers&spectro graph use optic radiat,not elect operate	-	63	-	21 698
9027501000	Oth instrum&app using optic radiations (uv, visible, ir),electrically operated	682	2 213	142 680	457 287
9027502000	Oth instrum&app using optic radiations (uv, visible, ir),not electric operated	35	35	423	423
9027801000	Oth instruments&app,exposure meters	-	56	-	424

Tabel 3 : Ekspor Indonesia menurut Komoditi (Kode HS 10 digit)
Export of Indonesia by Commodity (10 digit of HS Code)

Maret 2016

March

Kode H S H S Code	Uraian golongan barang Group description	Berat bersih / Net weight (Kg)		Nilai / Value F.O.B. (U S \$)	
		Bulan ini Current month	Kumulatif Cum. Jan. to date	Bulan ini Current month	Kumulatif Cum. Jan. to date
(1)	(2)	(3)	(4)	(5)	(6)
9027803000	Oth instruments&app oth than exposure meters,electrically operated	8 653	35 647	1 316 899	5 398 515
9027804000	Oth instruments&app oth than exposure meters,not electric operated	1	25	10	1 774
9027901000	Parts&acc incl pca of head 9027,oth than for gas/smoke analysis appµtomes	4 980	12 671	1 554 522	4 155 958
9027909100	Microtomes, electrically operated	15	18	2 978	3 795
9027909900	Microtomes,not electrically operated	25 118	50 509	390 504	822 374
9028202000	Liquid meters, water meters	153 151	318 209	1 474 635	3 466 097
9028209000	Other liquid meters	28	73	2	6 535
9028301000	Electricity meters,kilowatt hour meters (kwh)	52 869	232 295	1 068 964	3 895 740
9028309000	Other Electricity meters	-	1	-	26
9028901000	Part&accessories,water meter housings or bodies	897	44 427	4 687	272 797
9028909000	Part&accessories,oth water meter housings or bodies	29 986	75 466	1 007 541	2 269 745
9029102000	Taximeters	-	1	-	32
9029109000	Mileometers, pedometers and the like	414	416	75 175	75 177
9029201000	Speedometer for motor vehicles	4 156	9 018	402 067	866 608
9029202000	Tachometers for motor vehicles	45 366	104 286	765 187	1 716 302
9029209000	Oth speed indicators&tachometers; stroboscopes	219	424	3 881	14 262
9029901000	Parts&acc of revolution counter&the like or of stroboscopes of subheading 902920	29	426	489	9 173
9029902000	Parts and accessories of other goods of speed indicators & tachometers	2 359	6 207	154 180	432 204
9030100000	Instruments & apparatus for measuring/ detecting ionising radiations	99	135	12 406	34 461
9030200000	Oscilloscope and oscillographs	201	269	55 818	75 628
9030310000	Multimeters without a recording device	1 938	1 976	10 840	11 512
9030320000	Multimeters with a recording device	67	161	20 875	27 915
9030331000	Instruments and apparatus for measuring/ check voltage without a record device	4	6 158	10	97 958
9030339000	Oth instruments&apparatus for measuring /check voltage without a record device	1 079	1 162	22 859	62 981
9030390000	Oth Instruments&apparatus for measuring/ check voltage with a record device	59	514	3 807	63 954
9030400000	Other instruments and apparatus, designed for telecommunications	-	32	-	2 896
9030829000	Oth instrum&app for measuring/check semi conductor wafer/devices oth wafer prober	-	10	-	341
9030841000	Instruments & app with a recording for measure/check elect quantities,pcb/pca	5	7	354	404
9030849000	Oth instru&app with a record for measure ,check electrical quantities	6	67	8 207	8 407
9030891000	Instru&app,w/o recording device for goods other than subheading 903039	-	60	-	28 219
9030899000	Oth instruments & apparatus,without recording device	758	1 209	63 938	145 158
9030901000	Parts&accessories incl pca of goods goods of subhead 903040 & 903082	134	711	69 610	405 721
9030903000	Parts&acc of optic instrum&appliance for measuring/check pcb/pwb&pca	758	3 204	53 915	151 835
9030904000	Parts&acc of instrum&app for measure/ check elect quantities on pcb&pca	30	75	1 713	48 933
9030909000	Other parts&accessories of goods of head 9030	353	836	56 018	156 378
9031101000	Machines for balancing mechanical parts, electrically operated	-	575	-	176 976
9031102000	Machines for balancing mechanical parts, not electrically operated	-	13	-	3 000
9031201000	Test benches, electrically operated	545	552	30 623	30 723
9031202000	Test benches,not electrically operated	-	9	-	29 283
9031410000	Oth optic instrum&appl for inspect semi conduct wafer/device/photomasks/reticles	870	3 320	6 888	40 262
9031491000	Optic instrum&appl for measur surface particulate contamination,semicond wafer	-	45	-	37 936
9031499000	Other optical instruments and appliances for other purposes	2 073	5 588	732 411	2 198 739
9031801000	Cable tester	50	140	132	23 305

Tabel 3 : Ekspor Indonesia menurut Komoditi (Kode HS 10 digit)
Export of Indonesia by Commodity (10 digit of HS Code)

Maret 2016

March

Kode H S H S Code	Uraian golongan barang Group description	Berat bersih / Net weight (Kg)		Nilai / Value F.O.B. (U S \$)	
		Bulan ini Current month	Kumulatif Cum. Jan. to date	Bulan ini Current month	Kumulatif Cum. Jan. to date
(1)	(2)	(3)	(4)	(5)	(6)
9031809000	Oth instruments,appliances and machines, other cable tester	50 035	105 776	2 392 930	5 438 882
9031901100	Parts&acc incl pca of optical instrum& appl,inspect semicon wafer,elect operate	187	2 243	8 787	379 881
9031901300	Parts&acc of oth optic instruments&appl, measuring/chek pcb/pwb&pca,elect operate	131	2 705	20 562	412 086
9031901900	Oth parts&acc oth than inspect wafer/ repair/measure pcb,pwb,pwa elect operate	154	2 347	105 526	551 352
9031902000	Oth part&acc for measure/chek instrument appliance&mach,not elect operated	891	11 412	24 420	83 100
9032101000	Thermostats, electrically operated	30 151	86 928	618 996	1 813 586
9032102000	Thermostats, not electrically operated	-	240	-	7 352
9032201000	Manostats, electrically operated	6	7	5 732	5 734
9032810000	Hydraulic or pneumatic	2 926	3 605	164 994	166 183
9032891000	Instru&app,automatic data process mach for controll,cargo handling syst of ship	1	76	20	23 678
9032893900	Instrument&apparatus oth than (stabilizers),electrically operated	186	1 361	3 712	23 958
9032899000	Oth automatic regulating/controll instrum&app not electrically operated	947	4 309	77 522	382 053
9032909000	Part&acc automatic, regulating/controll instruments&apparatus,not elect operated	12 979	28 424	274 246	598 353
9033001000	Parts&acc for mach,appl,instrum of chap 90 for electric operated equipment	694	1 057	84 212	135 670
9033002000	Parts&acc for mach,appl,instrum of chap 90 for not electric operated equip	1 252	1 361	7 261	42 024
9101190000	Wrist-watch of metal,w/not stopwatch oth w/ mech display only,elect operate	-	8	-	18 446
9101210000	Oth wrist-watch,whether/not stopwatch w/ automatic winding of metal	2	4	110	140
9101290000	Oth wrist-watch,whether/not stopwatch oth than automatic winding of metal	70	5 196	13 625	111 401
9101990000	Pocket&oth watch inc stopwatch of metal/ of w/ precious metal,not elect operate	219	304	13 304	24 512
9102110000	Wrist-watch,whether/not stopwatch w/ mech display only,elect operate	1 636	2 577	80 341	174 655
9102190000	Wrist-watch,whether/not stopwatch oth than mech&opto,elect operate	19	177	8 457	33 958
9102290000	Oth wrist-watch,whether/not stopwatch oth than automatic winding	7	25	5 370	11 454
9102919000	Pocket-watch&oth watch, electrically operated	-	3	-	611
9102990000	Pocket-watch&oth watch inc stopwatch not electrically operated	428	1 688	22 084	109 756
9103900000	Clocks with watch movements, excl clocks ofh9104 not elect operated	150	190	45 020	45 180
9104001000	Instrument panel clocks & clocks of a similar type, for vehicles	107	120	8 730	9 730
9104002000	Instrument panel clocks & clocks of a similar type, for aircraft	-	20	-	23 300
9105110000	Alarm clocks, electrically operated	-	2	-	6
9105190000	Alarm clocks,not electrically operated	-	257	-	1 603
9105210000	Wall clocks, electrically operated	-	700	-	2 581
9105290000	Wall clocks, not electrically operated	294	1 452	756	1 733
9105999000	Oth clocks, oth than Marine chronometers not electrically operated	2	131	30	731
9106100000	Time-registers,time-recorders	7 865	21 105	668 121	1 957 487
9106909000	Oth time of day recording&measuring app oth than parking meter	1 761	5 828	173 494	623 161
9107000000	Time switches with clock/watch movement/with synchronous motor	392	1 076	14 696	21 156
9110900000	Oth complete watch or clock movements	4	4	42	42
9111900000	Parts of watch cases	5	18	800	2 800
9113900000	Oth watch straps,bands&bracelets and parts thereof	210	1 506	2 032	5 597
9201100000	Upright pianos	1 143 787	3 145 880	8 524 635	23 722 795
9201200000	Grand pianos	197 919	619 903	2 791 929	8 766 515

Tabel 3 : Ekspor Indonesia menurut Komoditi (Kode HS 10 digit)
Export of Indonesia by Commodity (10 digit of HS Code)

Maret 2016

March

Kode H S H S Code	Uraian golongan barang Group description	Berat bersih / Net weight (Kg)		Nilai / Value F.O.B. (U S \$)	
		Bulan ini Current month	Kumulatif Cum. Jan. to date	Bulan ini Current month	Kumulatif Cum. Jan. to date
(1)	(2)	(3)	(4)	(5)	(6)
9201900000	Oth pianos,incl automatic pianos harpsichord&oth keybrd string instrument	154 445	570 666	1 816 396	6 595 727
9202100000	String musical instrument(violins,harps) , played with a bow	181	511	285	541
9202900000	Oth string musical instruments(guitars) not played with a bow	291 250	745 959	5 948 918	16 171 618
9205901000	Keyboard pipe organ,harmonium&similar keyboard instruments w/ free metal reeds	26 552	90 798	74 021	255 593
9205909000	Other wind musical instruments	110 401	336 209	4 005 950	9 867 490
9206000000	Percussion musical instruments (exp, drm,xylophones,cymbals,castanets)	179 009	391 987	548 901	1 264 946
9207100000	Keyboard instruments,oth than accordions	1 695 422	4 882 380	12 015 021	33 917 757
9207900000	Oth musical instruments,the sound is produced must be amplified,electrically	332 262	885 430	6 136 695	17 169 528
9208100000	Musical boxes	5	25	30	90
9208909000	Fairground,mech street organ,sing bird, musical saw,oth musical instruments	2 379	5 283	6 041	45 205
9209300000	Musical instrument strings	515	2 453	43 863	128 577
9209911000	Part&accessories, strung backs,keyboards & metal frames for upright pianos	98 893	289 313	655 043	1 797 478
9209919000	Other parts and accessories for pianos	102 555	404 998	877 611	3 262 690
9209920000	Parts & accessories for the musical instrument of string musical instrument	3 642	7 561	23 247	72 978
9209940000	Parts&acc,the music instrument of sound of which is prod/must be amplified,elect	182 297	493 871	1 188 118	3 207 039
9209990000	Parts & accessories for oth musical instruments	10 607	32 239	1 472 155	4 569 910
9305100000	Parts and accessories of revolvers or pistols	-	32	-	1 000
9306210000	Cartridges	-	0	-	50
9307000000	Swords,cutlasses,bayonets,lances&similar arms&parts thereof &scabbards&sheaths	-	366	-	523
9401100000	Seats of a kind used for aircraft	883	883	5 913	5 913
9401201000	Seats of a kind used for motor vehicles of heading 8702/8703/8704	54	54	128	128
9401209000	Seats of a kind used for motor vehicles oth than of heading 8702/8703/8704	11 847	21 916	108 738	156 400
9401300000	Swivel seats with variable height adjustment	48	208	46	1 686
9401400000	Seats oth than garden seats/ camping equepment,convertible into beds	120	120	900	900
9401510010	Seat of rattan	1 506 278	3 843 192	7 062 427	17 370 412
9401510020	Seat of bamboo	20 624	26 453	24 148	44 660
9401590000	Seat of cane,osier or similar material	421 998	1 088 297	2 049 874	5 488 339
9401610000	Oth seats,with wooden frames,upholstered	83 530	734 165	416 029	3 339 927
9401690010	Oth seats,with wooden frames,combined with rattan	620 643	1 792 453	2 268 473	6 342 122
9401690090	Oth seats,with wooden frames,combined with other than rattan	6 260 130	16 961 790	26 965 965	74 382 302
9401710000	Other seats, with metal frames, upholste	140 471	387 690	1 018 072	3 397 558
9401790010	Other seats, with metal frames,combined with rattan	132 590	349 159	614 319	1 686 672
9401790090	Other seats, with metal frames,combined with other than rattan	476 257	1 601 438	5 258 780	17 289 341
9401800000	Oth seats(oth than those of head 9402)	230 888	625 555	1 547 778	3 991 568
9401901000	Parts of aircraft seats (head 94011000)	40 178	118 975	218 306	741 260
9401903100	headrest stiffeners for seats of subheading 94012010,	389	1 183	1 263	6 486
9401903900	Parts of other seats	338 311	832 515	3 655 651	9 252 893
9401904000	Parts of seats of subheading 94013000	-	474	-	100
9401909200	Parts of seats of plastics	221 952	728 038	1 797 746	6 310 524
9401909900	Parts of seats of other than plastics	349 741	1 053 925	508 444	1 516 001
9402103000	Medis furniture,barbers chairs&similar chairs thereof & thereof	116	193	210	1 372
9402109000	Other dentists,barbers or similar chairs of medis furniture	79	41 013	844	129 553
9402901000	Furniture designed for medical,surgical/ veterinary purposes&parts thereof	536	736	5 116	13 016
9402909000	Oth furniture designed for medical, surgical/veterinary purpose&part thereof	194 040	635 487	1 137 179	3 600 900
9403100000	Metal furniture of a kind used in office	102 586	286 929	653 868	1 763 815
9403201000	Oth metal furniture, fume cupboards	165 390	289 963	592 155	1 037 210

Tabel 3 : Ekspor Indonesia menurut Komoditi (Kode HS 10 digit)
Export of Indonesia by Commodity (10 digit of HS Code)

Maret 2016

March

Kode H S H S Code	Uraian golongan barang Group description	Berat bersih / Net weight (Kg)		Nilai / Value F.O.B. (U S \$)	
		Bulan ini Current month	Kumulatif Cum. Jan. to date	Bulan ini Current month	Kumulatif Cum. Jan. to date
(1)	(2)	(3)	(4)	(5)	(6)
9403209000	Oth metal furniture, other than fume cupboards	416 819	1 562 531	2 433 707	7 268 451
9403300000	Wooden furniture of a kind used in offices	1 154 534	3 106 436	3 186 521	8 040 725
9403400000	Wooden furniture of a kind used in the kitchen	1 363 399	3 932 454	3 386 810	9 111 137
9403500000	Wooden furniture of a kind used in the bedroom	3 896 196	11 967 054	14 092 023	44 130 070
9403609000	Oth wooden furniture, oth than fume cupboard	23 368 344	67 222 924	68 589 175	196 574 118
9403701000	Furniture of plastics for baby walker	353	700	615	1 195
9403702000	Furniture of plastics for fume cupboard	-	66	-	473
9403709000	Furniture of plastics oth than for baby walker, fume cupboard	335 065	1 222 030	2 212 374	7 924 928
9403810010	Bedroom, dining room or living room sets of rattan	502 502	1 456 367	2 051 991	5 729 321
9403810020	Bedroom, dining room or living room sets of bamboo	64 020	195 409	139 655	375 302
9403810030	Furniture, of kind used in parks gardens/ vestibules of rattan/bamboo	1 056	2 541	11 465	16 905
9403810090	Other furniture of bamboo or rattan	22 937	56 303	63 014	214 476
9403891000	Other furniture of other materials, fume cupboards	40 716	83 124	35 536	101 349
9403899010	Bedroom, dining room/living room sets of other materials	67 527	241 865	682 849	2 094 792
9403899020	Oth furniture of a kind used in parks, garden/ vestibules of oth materials	30 472	103 547	55 819	166 292
9403899090	Other furniture of cane, osier, bamboo or similar materials	376 051	821 660	1 353 705	3 431 376
9403901000	Part of baby walkers of furniture of plastic (sub heading 94037010)	1 520	3 357	11 196	25 759
9403909000	Parts of other furniture	353 759	1 135 571	734 687	2 370 843
9404100000	Mattress supports	157 905	461 385	276 655	720 813
9404210000	Mattresses of cellular rubber or plastics, whether or not covered	28 212	69 176	579 530	1 404 243
9404291000	Mattress springs of other materials	25 171	88 156	94 934	302 793
9404299000	Mattress of other materials	337 546	907 098	1 713 587	4 775 879
9404300000	Sleeping bags	9 392	52 204	69 361	336 945
9404901000	Quilts, bedspreads & mattress protectors	60 177	198 779	345 990	939 820
9404909000	Other articles of bedding & similar furnishing	444 669	1 314 649	936 382	2 706 274
9405103000	Spotlight	2 033	2 188	5 872	7 334
9405104000	Fluorescent lamps and lighting fittings	-	1 804	-	2 410
9405109000	Oth chandeliers & oth elec ceiling/wall lighting fitting	12 484	52 945	124 717	273 990
9405209000	lamps of electric table, desk, bedside/ floor-standing lamps	40 430	142 073	204 874	693 262
9405300000	Lighting sets of a kind used for christmas trees	38 297	43 100	325 512	408 592
9405402000	Searchlights	-	1	-	10
9405404000	Oth. electr lamps of spotlights	909	911	31 776	31 790
9405405000	Oth electr lamps, of a kind used for lighting public openspace/ thoroughfares	643	8 229	23 171	142 690
9405406000	Other exterior lighting	-	274	-	12 017
9405408000	Pilot lamp with fitting for electro-thermic domestic applic of heading 85.16	61	81	140	216
9405409900	Other lighting fittings	19 431	80 386	221 637	1 076 476
9405501100	Non elect. Lamps of oil-burning, of bras for religious rites	1 576	3 745	26 007	61 210
9405501900	Other non elect. Lamps of oil-burning	23	4 663	90	14 508
9405504000	Hurricane lamps	2 971	4 289	4 195	8 730
9405509010	Non elect lighting fittings of plastics, stone, ceramics, glass	310	892	348	2 221
9405509090	Other non elect lighting fittings	1 340	12 851	4 088	64 485
9405601000	Warning signs, street name signs, road & traffic signs	2 645	2 645	577	577
9405609000	Others illuminated signs	4 486	7 064	107 178	174 992
9405914000	Parts of globes and chimneys	341	536	765	3 703
9405915000	Parts of glass for searchlights	-	6	-	17
9405919000	Other parts of glass	120	935	61	90 706
9405921000	Parts of plastics for lamps for operating rooms	4 874	6 118	15 970	18 687
9405929000	Other parts of plastics	3 062	4 904	13 842	34 155
9405991000	Parts Lampshades of textile material	1 800	2 151	9 413	10 498
9405992000	Parts Lampshades of other material	6 779	21 836	82 890	162 115
9405999000	Other parts	1 735	13 602	43 079	154 207
9406001900	Greenhouses fitted with mechanical/ thermal equipment oth plastics	117	1 059	182	3 331
9406009200	Other prefabricated buildings of wood	231 973	504 918	386 612	756 525

Tabel 3 : Ekspor Indonesia menurut Komoditi (Kode HS 10 digit)
Export of Indonesia by Commodity (10 digit of HS Code)

Maret 2016

March

Kode H S H S Code	Uraian golongan barang Group description	Berat bersih / Net weight (Kg)		Nilai / Value F.O.B. (U S \$)	
		Bulan ini Current month	Kumulatif Cum. Jan. to date	Bulan ini Current month	Kumulatif Cum. Jan. to date
(1)	(2)	(3)	(4)	(5)	(6)
9406009400	Other prefabricated buildings of iron/ steel	56 305	274 917	65 926	239 618
9406009500	Oth prefabricated buildings of plastics/ of aluminium	-	2	-	10
9406009600	Oth prefabricated buildings of concrete/ of artificial stone	1 100	147 666	864	118 103
9406009900	Oth prefabricated buildings oth of wood, iron, plastics, aluminium, concrete	12 258	60 873	22 469	130 067
9503001000	Tricycles, scooters, pedal cars and similar wheeled toys; dolls carriages	42 616	92 094	159 415	318 911
9503002100	Dolls, whether/not dressed	570 486	1 771 282	6 336 923	19 110 759
9503002200	Garments and garments accessories; footwear and headgear of dolls	1 201	4 538	6 004	26 331
9503002900	Other parts and accessories for dolls	227 379	814 056	1 783 008	6 042 071
9503003000	Electric trains toys, includ tracks, signals and other accessories therefor	-	159	-	618
9503004010	Reduces size model aircraft assembly kits, working or not	385	663	1 101	2 161
9503004090	Oth reduced size ("scale") models and similar recreational models	84 282	233 739	3 132 437	9 547 694
9503005000	Other construction sets & constructional toys, of materials other than plastics	1 421	3 972	74 707	108 881
9503006000	Stuffed toys representing animals or non-human creatures	602 901	1 535 973	8 346 751	21 790 918
9503007000	Puzzles of all kinds	-	15	-	50
9503009100	Numerical/alphabetical/animal blocks or cut-out; word builders/making set;	1 725	6 831	58 642	175 786
9503009200	Skipping ropes	239	665	149	441
9503009900	Other toys or parts	105 726	262 046	685 852	1 629 660
9504202000	Tables for billiards of all kinds	499	539	600	829
9504209000	Oth articles & accessories for billiards of all kinds	2 933	3 046	5 502	7 091
9504309000	Other games, operated by coins and by oth means of payment	2 239	38 069	32 062	486 593
9504400000	Playing cards	43 392	111 995	78 585	207 554
9504500000	Video games consoles and machines, oth than those sub heading 9504.30	230	510	122 369	128 100
9504901000	Bowling requisites of all kind	748	748	1 855	1 855
9504902000	Darts and parts and accesories therefor	-	16	-	387
9504909200	Tables designed for game of wood/plastic not gambling equipment	560	1 561	840	1 547
9504909300	Tables designed for games not of wood/ plastics, not gambling equipment	-	594	-	15 261
9504909900	other table designed for games not wood/ plastics	536	1 128	2 934	6 798
9505100000	Articles for christmas festivities	17 043	53 196	68 386	285 207
9505900000	Festive,carnival/oth entertn.articles incl conjuring tricks & novelty jokes	44 512	65 282	268 383	405 312
9506190000	Other snow-ski equipment	3 321	7 319	149 937	325 733
9506210000	Sailboards	17 567	42 105	243 486	652 826
9506290000	Oth water-skis, surf-boards, sailboards & oth water-sport equipment	23	1 459	440	19 546
9506310000	Golf clubs, complete	625	751	93 835	99 064
9506320000	Balls for golf	225 025	715 839	1 648 019	5 100 580
9506390000	Other golf equipment	3 069	5 143	39 165	43 037
9506401000	Tables tennis	2 047	20 104	2 183	63 397
9506409000	Oth articles & equip for table-tennis	192	425	7 459	9 982
9506590000	Badminton or similar rackets, whether/ not strung	4	328	15	10 818
9506610000	Lawn-tennis balls	11 194	48 256	100 870	402 298
9506620000	Inflatable balls	169 709	377 823	1 312 770	3 102 434
9506690000	Other balls	14 321	29 545	119 404	250 857
9506700000	Ice skates &roller skates, incl skating boots with skates attached	55	55	1 307	1 307
9506910000	Artic and equip for general physics exercise, gymnastics or athletics	49 174	103 679	162 524	340 406
9506990010	Bows and arrows for archery; crossbows	-	3 639	-	34 726
9506990020	Nets, cricket pads and shin guards	1 136	2 742	24 804	62 901
9506990030	Shuttlecocks	20	3 289	40	12 216
9506990090	Other articles and equipment for general physical exercise	86 036	165 561	1 818 346	3 980 597

Tabel 3 : Ekspor Indonesia menurut Komoditi (Kode HS 10 digit)
Export of Indonesia by Commodity (10 digit of HS Code)

Maret 2016

March

Kode H S H S Code	Uraian golongan barang Group description	Berat bersih / Net weight (Kg)		Nilai / Value F.O.B. (U S \$)	
		Bulan ini Current month	Kumulatif Cum. Jan. to date	Bulan ini Current month	Kumulatif Cum. Jan. to date
(1)	(2)	(3)	(4)	(5)	(6)
9507100000	Fishing rods	12 955	35 049	1 653 960	4 280 443
9507200000	Fish-hooks, whether/not snelled	2 908	38 166	145 287	1 237 359
9507300000	Fishing reels	4 383	8 443	108 156	183 647
9507900000	Oth fishing rods, hooks/reels, oth heading 92.08/97.05	87 613	202 190	2 441 691	6 067 687
9508900000	Roundabouts, swings, shooting galleries & oth fairground amusement; trave theatres	384	8 786	11 382	209 676
9601100000	Worked ivory and articles of ivory	364	846	1 561	9 571
9601901090	Other worked mother-of pearl/tortoise- shell & articles of the foregoing	17 406	52 175	196 004	597 339
9601909100	Cigar/cigarette cases, tobacco jars; ornamental articles	-	16	-	245
9601909900	Other ornamental article	2 566	25 550	15 844	127 432
9602001000	Gelatin capsules for pharmaceutical products	43 343	110 843	1 242 098	3 352 609
9602002000	Cigar/cigarette cases, tobacco jars and household ornamental articles	150	150	601	601
9602009000	Oth worked veget/minerl carving material & articles of these materials	17 668	29 919	80 649	146 216
9603101000	Brushes consisting of twig/oth vegetable materials bound together	23 971	64 165	101 898	228 509
9603102000	Brooms consisting of twig/oth vegetable materials bound together	2 816 868	6 268 816	806 178	2 122 264
9603210000	Tooth brushes, incl dental-plate brushes	75 630	187 631	851 115	2 121 806
9603290000	Shaving brushes, hair brush, nail brush, eyelash & oth brush for use on the person	12 996	48 646	114 181	393 910
9603300000	Artists' brushes, writing brush & similar brushes for the application of cosmetic	2 203	2 430	309	2 345
9603400000	Paint, distemper, varnish/similar brushes oth than 9603.30; Paint pads & rollers	282 178	873 237	1 259 683	3 760 243
9603901000	Prepared knots and tufts for broom or brush making	-	13 000	-	58 075
9603902000	Hand-operated mechanical floor sweepers, not motorised	96	331	288	769
9603904000	Other brushes	126	38 992	476	27 610
9603909000	Mops and feather dusters; squeegees (oth than roller squeegees)	6 598	24 736	36 248	108 908
9604009000	Hand sieves and hand riddles of other material	180	645	358	459
9605000000	Travel sets for personal toilet, sewing or shoe or clothes cleaning	4 610	20 386	20 153	106 186
9606101000	Press-fasteners, snap-fasteners and press-studs and part thereof of plastic	1 650	9 688	404	4 586
9606109000	Press-fasteners, snap-fasteners and press-studs and part thereof of other	27 093	77 848	327 230	1 005 892
9606210000	Buttons of plastics, not covered with textile material	3	1 025	441	14 289
9606220000	Buttons of base metal, not covered with textile material	4	587	16	8 768
9606290000	Other buttons	766	5 039	28 546	276 349
9606309000	Button moulds & other parts of buttons; button blanks, of other material	11 412	25 379	330 734	896 830
9607110000	Slide fasteners fitted with chain scoops of base metal	135 383	266 806	280 977	564 499
9607190000	Other slide fasteners	109 439	302 905	1 016 067	3 036 643
9607200000	Parts of slide fasteners	899 470	2 563 282	6 059 299	17 367 147
9608101000	Ball point pens of plastics	90 784	317 229	1 620 545	4 930 107
9608109000	Ball point pens of other material Oth. ball point pens of plastics	8 804	51 427	78 621	303 799
9608200000	Felt tipped & other porous-tipped pens and markers	91 200	225 507	825 162	1 762 899
9608309000	Oth fountain pens, stylograph pens and other pens	517	6 105	219	2 911
9608400000	Propelling or sliding pencils	39	452	1 882	21 172
9608500000	Sets of articles from two or more of the foregoing subheadings	-	180	-	3 120
9608601000	Refills for ball point pens, comprising the ball point & ink-reservoir of plastic	1 179	2 637	38 162	90 663
9608609000	Refills for ball point pens, comprising the ball point & ink-reservoir of other	83	130	3 445	4 921
9608919000	Pen nibs and nib points of oth material	4 444	9 973	284 081	614 063
9608999100	Parts of ball point pens of plastics	-	250	-	3 534
9608999900	Penholders, pencil-holders & similar holder ; parts of ball point of oth than plastic	12 225	19 411	51 988	84 979
9609101000	Black pencils, with lead encased in a rigid sheath	327 609	667 552	2 400 033	5 192 189

Tabel 3 : Ekspor Indonesia menurut Komoditi (Kode HS 10 digit)
Export of Indonesia by Commodity (10 digit of HS Code)

Maret 2016

March

Kode H S H S Code	Uraian golongan barang Group description	Berat bersih / Net weight (Kg)		Nilai / Value F.O.B. (U S \$)	
		Bulan ini Current month	Kumulatif Cum. Jan. to date	Bulan ini Current month	Kumulatif Cum. Jan. to date
(1)	(2)	(3)	(4)	(5)	(6)
9609109000	Crayons & oth pencils with lead encased in a rigid sheath	427 757	1 180 865	4 687 858	12 075 331
9609200000	Pencil leads, black or coloured	53 844	136 867	255 949	707 616
9609903000	Pencils & crayons other than those of subheading 9609.10	239	289	103	183
9609909100	Writing or drawing chalks	1 550	2 177	458	1 006
9609909900	Pastels, drawing charcoals, tailors' cha and other pencils	411 846	1 626 840	1 239 682	4 334 462
9610001000	School slates, with writing or drawing surfaces	-	30	-	51
9610009000	Boards and oth slates, with writing or drawing surfaces	25 130	25 927	4 885	6 075
9611000000	Date, seal/numbering stamps & the like, in the hand operatd;hand composing stick	129	628	3 550	9 534
9612109000	Ribbons of other materials or similar ribbons	1 471	2 169	21 082	39 023
9612200000	Ink-pads	-	3	-	7
9613101000	Pocket lighters, gas fuelled, non- refillable of plastics	28 059	106 037	129 798	492 118
9613802000	Cigarette lighters or table lighter of plastics	-	8	-	435
9613901000	Refilled cartridge or oth receptacles part of mechncd lighter,cont liquid fuel	2 522	2 739	43 834	59 992
9613909000	Other parts of lighters	32 676	32 676	171 549	171 549
9614009000	Smoking pipes and cigar or cigarette holder and parts thereof	340	530	96	401
9615113000	Combs, hair-slides and the like of plastics	760	2 481	750	8 683
9615190000	Combs, hair-slides and the like other than hard rubbers or plastics	2 181	5 569	11 696	18 729
9615901200	Decorative hair pins of iron or steel	40	359	357	1 104
9615901900	Other decorative hair pins Oth. decorative hair pins	352	2 073	2 649	5 544
9615902100	Parts of combs, hair pins and the like of aluminium	-	2	-	28
9615909100	Curling grips, hair-curlers and the like of aluminium	-	174	-	252
9615909200	Curling grips, hair-curlers and the like of iron or steel	563	563	105	105
9615909300	Curling grips, hair-curlers and the like of plastics	10	16	130	138
9615909900	Other curling grips, hair-curlers and the like	69	1 336	965	7 182
9616101000	Scent sprays and similar toilet sprays	20 080	38 246	473 476	852 440
9616102000	Mounts and heads of scent sprays and similar toilet sprays	39 491	94 980	222 748	541 196
9616200000	Powder-puffs & pads for the application of cosmetics or toilet preparations	4 560	8 274	15 787	49 673
9617001000	Vacuum flasks and other vacuum vessels	3 084	21 040	3 858	20 205
9617002000	Parts of vacuum flasks or vacuum vessels	-	2	-	109
9618000000	Tailor' dummies, oth lay figure;automata & animated displ. shop window dressing	5 059	22 997	163 086	738 814
9619001100	Disposable sanitary towel,tanpon,napkin with an absorbent core of textile	57 674	111 491	124 724	291 168
9619001900	Oth disposable sanitary towel, tampons, napkins and napkinsliners for babies	2 674 008	6 598 618	8 736 402	21 609 822
9619009110	Sanitary towel,tampon,napkin, knitted or crocheted with an absorb core of textile	351	655	152	453
9619009190	Sanitary towel,tampon,napkin, knitted or crocheted with an absorb core of oth mat	14 255	40 646	62 063	94 780
9619009990	Oth sanitary towel, tampons, napkins, with an absorbent core of wad of oth mat	37 517	79 239	81 800	226 349
9701100000	Paintings, drawings and pastels,executed entirely by hand	26 851	59 685	257 287	520 132
9701900000	Colleges & similar decorative plaques executed entirely by hand	26 286	83 706	178 994	521 887
9702000000	Original engravings, prints & lithograps	43	43	50	50
9703001000	Original sculptures & statuary of metal sculptures and statuary, in any material	889	1 895	10 235	22 515
9703002000	Original sculptures & statuary of stone sculptures and statuary, in any material	84 465	193 432	78 805	172 567
9703003000	Original sculptures & statuary of plasti sculptures and statuary, in any material	658	1 824	2 942	7 707
9703004000	Original sculptures & statuary of wood sculptures and statuary, in any material	2 225	35 520	5 745	118 225
9703005000	Original sculptures & statuary of clay sculptures and statuary, in any material	2 377	7 003	4 323	11 096

Tabel 3 : Ekspor Indonesia menurut Komoditi (Kode HS 10 digit)
Export of Indonesia by Commodity (10 digit of HS Code)

Maret 2016
March

Kode H S H S Code	Uraian golongan barang Group description	Berat bersih / Net weight (Kg)		Nilai / Value F.O.B. (U S \$)	
		Bulan ini Current month	Kumulatif Cum. Jan. to date	Bulan ini Current month	Kumulatif Cum. Jan. to date
(1)	(2)	(3)	(4)	(5)	(6)
9703009000	Original sculptures & statuary of other sculptures and statuary, in any material	26 518	50 096	47 523	93 571
9802300000	Drive-axles, of incomplete knocked down	-	307	-	3 892
9803000000	Blank for motor vehicles component, made from base metal	-	17 496	-	48 437
9999100000	Postal packages n.c.a.k	119 672 205	336 360 321	3 222 638	13 581 581
Total Ekspor		43 027 260 113	120 659 342 227	11 810 032 191	33 602 653 563

<http://www.bps.go.id>

Tabel 4 : Ekspor Indonesia menurut Negara Tujuan
Export of Indonesia by Country of Destination

Maret 2016
March

Kode Negara Country Code	Negara Tujuan Country of Destination	Berat bersih / Net weight (Kg)		Nilai / Value F.O.B. (U S \$)	
		Bulan ini Current month	Kumulatif Cum. Jan. to date	Bulan ini Current month	Kumulatif Cum. Jan. to date
(1)	(2)	(3)	(4)	(5)	(6)
JP	JAPAN	4 203 663 655	13 204 621 547	1 319 832 170	4 068 824 100
HK	HONG KONG	785 332 165	2 596 254 246	179 128 908	514 807 395
KP	KOREA, DEM. PEOPLE'S REP.	17 246	117 492	23 659	86 999
KR	KOREA, REPUBLIC OF	4 238 041 651	11 635 986 106	652 314 338	1 787 461 232
TW	TAIWAN	2 104 022 541	6 422 154 832	300 071 555	938 501 899
CN	CHINA	8 846 487 339	23 201 883 916	1 201 445 125	3 347 406 657
MN	MONGOLIA	283 452	476 655	706 775	1 094 735
MO	MACAU	321 156	719 075	636 264	2 689 632
PG	PAPUA NEW GUINEA	9 423 951	30 143 941	10 601 942	33 490 416
TH	THAILAND	1 947 765 818	5 227 155 409	447 191 739	1 186 380 680
SG	SINGAPORE	1 883 580 295	5 111 580 255	981 623 553	2 781 018 713
PH	PHILIPPINES	1 651 408 800	4 527 500 656	394 605 004	977 286 166
MY	MALAYSIA	2 384 576 323	6 336 099 285	602 971 341	1 644 417 326
MM	MYANMAR	65 722 715	182 554 964	47 721 582	120 354 673
KH	CAMBODIA	137 959 957	381 936 412	35 609 389	109 821 755
BN	BRUNEI DARUSSALAM	8 026 111	20 936 696	19 579 352	35 070 399
LA	LAO PEOPLE'S DEM. REP.	182 645	632 714	461 508	1 653 601
NP	NEPAL	960 902	1 991 005	1 942 139	3 682 477
BT	BHUTAN	1 135	2 953	9 450	23 386
VN	VIET NAM	275 789 161	866 194 000	210 242 278	605 289 379
MV	MALDIVES	2 197 702	6 337 251	4 451 047	9 664 941
IN	INDIA	10 132 922 269	28 196 085 580	793 947 667	2 152 591 676
PK	PAKISTAN	374 267 336	1 014 423 411	164 033 125	492 496 807
BD	BANGLADESH	407 182 906	1 250 573 705	107 808 359	351 815 712
LK	SRI LANKA	52 036 499	95 898 739	21 764 885	58 843 857
AF	AFGHANISTAN	1 408 580	3 535 530	1 547 496	4 087 865
IQ	IRAQ	6 552 424	20 292 520	7 145 256	20 213 414
IR	IRAN (ISLAMIC REPUBLIC OF)	6 347 277	20 128 733	9 410 853	24 164 532
SA	SAUDI ARABIA	86 161 043	237 886 551	125 534 793	331 706 788
IL	ISRAEL	5 034 411	24 557 068	7 771 158	28 052 372
KW	KUWAIT	4 563 640	16 990 511	17 019 597	33 399 356
JO	JORDAN	27 030 585	39 400 592	6 779 825	21 753 944
LB	LEBANON	6 957 346	20 515 736	9 330 456	24 006 247
PS	PALESTINA	65 664	73 884	270 864	305 171
YE	YEMEN	26 446 315	78 994 127	19 397 685	56 287 408
OM	OMAN	27 654 477	65 127 985	21 590 062	53 373 863
SY	SYRIA ARAB REPUBLIC	1 654 466	4 773 330	1 675 999	4 964 104
TR	TURKEY	100 129 183	286 837 478	107 032 216	289 523 295
AE	UNITED ARAB EMIRATES	60 988 091	188 566 055	128 073 372	415 856 898
QA	QATAR	3 972 166	10 571 129	7 229 018	15 212 782
BH	BAHRAIN	1 681 565	4 411 674	3 575 897	9 509 787
CY	CYPRUS	579 331	2 211 206	783 404	2 757 592
EG	EGYPT	156 695 444	350 731 122	122 300 468	273 516 258
LY	LIBYAN ARAB JAMAHIRIYA	1 258 976	3 751 893	2 222 982	6 375 287
MA	MOROCCO	4 390 940	17 147 164	7 506 166	27 270 296
TN	TUNISIA	11 189 349	19 700 807	7 279 154	13 678 843
DZ	ALGERIA	16 050 281	31 888 224	12 544 032	27 672 213
SD	SUDAN	8 553 081	19 143 672	7 242 630	20 395 192
ER	ERITREA	122	23 122	13 200	60 432
LS	LESOTHO	-	516	-	30 680
NA	NAMIBIA	64 317	115 577	173 683	377 347
ET	ETHIOPIA	3 919 075	10 207 834	4 737 264	11 630 723
TZ	TANZANIA, UNITED REP. OF	10 981 242	49 006 176	8 543 382	32 320 932
MG	MADAGASCAR	4 582 851	15 555 328	3 020 824	10 790 430
SO	SOMALIA	996 501	5 999 289	2 624 139	8 259 262
KE	KENYA	13 825 480	51 928 552	11 454 976	37 821 645
RE	REUNION	351 356	1 244 282	620 267	1 982 268
MZ	MOZAMBIQUE	2 723 658	6 168 901	1 806 725	3 696 367
BW	BOTSWANA	754	20 224	61	19 503
GQ	EQUATORIAL GUINEA	306 017	616 313	283 555	585 755
TG	TOGO	4 706 683	11 016 969	4 324 102	9 929 774
GH	GHANA	7 383 892	23 511 968	7 967 740	25 135 863
LR	LIBERIA	5 829 899	8 079 787	3 740 853	5 527 197
GN	GUINEA	1 319 761	14 569 106	1 594 481	10 475 522
AO	ANGOLA	1 782 924	18 721 254	1 554 568	13 960 672
CG	CONGO	3 992 184	9 132 958	3 076 863	7 431 674
CM	CAMEROON	1 400 652	8 140 803	1 607 617	6 544 858
NG	NIGERIA	19 408 952	81 183 773	20 120 128	76 020 248
SL	SIERRA LEONE	2 684 091	8 710 250	2 041 532	6 297 367
GA	GABON	813 344	2 416 724	1 096 346	2 964 883
CI	COTE D'IVOIRE	3 652 351	8 719 380	3 318 371	8 405 584
SN	SENEGAL	7 274 405	20 320 132	5 612 575	15 991 426
MR	MAURITANIA	5 130 560	25 791 091	3 494 242	16 382 920
ML	MALI	304 111	1 063 321	392 874	1 253 051
BJ	BENIN	21 926 297	70 224 451	15 565 694	47 072 412
BF	BURKINA FASO	196 563	939 833	773 074	3 606 518
GW	GUINEA BISSAU	238 400	400 880	144 940	286 872
GM	GAMBIA	1 758 735	12 756 514	1 602 474	9 099 613
SC	SEYCHELLES	161 239	476 695	376 269	852 324

Tabel 4 : Ekspor Indonesia menurut Negara Tujuan
Export of Indonesia by Country of Destination

Maret 2016
March

Kode Negara Country Code	Negara Tujuan Country of Destination	Berat bersih / Net weight (Kg)		Nilai / Value F.O.B. (U S \$)	
		Bulan ini Current month	Kumulatif Cum. Jan. to date	Bulan ini Current month	Kumulatif Cum. Jan. to date
(1)	(2)	(3)	(4)	(5)	(6)
UG	UGANDA	138 196	795 836	308 105	1 286 257
CF	CENTRAL AFRICAN REPUBLIC	-	20 000	-	11 100
NE	NIGER	661 905	2 390 764	640 030	1 836 892
TD	CHAD	57 326	58 061	391 068	450 293
DJ	DJIBOUTI	28 421 983	82 225 151	19 920 450	54 922 574
ST	SAO TOME AND PRINCIPE	2 448	20 808	55 159	70 583
SZ	SWAZILAND	23 583	97 133	189 006	408 262
ZA	SOUTH AFRICA	39 673 672	127 446 605	43 034 805	133 406 584
ZW	ZIMBABWE	37 379	93 286	250 719	516 514
ZM	ZAMBIA	130 684	174 224	727 817	906 238
MW	MALAWI	240 000	2 187 744	106 250	1 140 437
KM	COMOROS	391 823	774 354	314 349	646 279
BI	BURUNDI	39 565	39 565	123 806	123 806
MU	MAURITIUS	3 489 048	9 233 391	3 862 538	10 927 105
RW	RWANDA	502 252	2 728 453	371 319	1 907 589
YT	MAYOTTE	311 250	641 823	174 781	456 567
CD	DEMOCRATIC REP. OF THE CONGO	1 269 627	3 143 601	1 044 292	3 036 986
AU	AUSTRALIA	421 984 881	851 026 670	275 492 429	795 682 779
NZ	NEW ZEALAND	43 222 961	301 557 557	22 721 681	78 699 335
FM	MICRONESIA, FED. STATES OF	47 809	80 808	59 706	96 066
GU	GUAM	30 634	102 519	87 665	346 846
PW	PALAU	10 555	29 126	81 816	112 019
NR	NAURU	35 415	221 042	5 171	64 640
NC	NEW CALEDONIA	349 927	1 920 254	685 077	2 652 351
NU	NIUE	-	41	-	699
MP	NORTHERN MARIANA ISLANDS	16 961	57 058	40 502	118 604
VC	SAINT VINCENT AND THE GRENADINES	23 228	46 352	12 871	23 974
VU	VANUATU	142 793	649 206	188 916	833 618
WF	WALLIS AND FUTUNA ISLANDS	3 964	11 464	11 824	30 239
AS	AMERICAN SAMOA	109 980	198 879	149 665	218 518
CK	COOK ISLANDS	1 907	21 102	11 911	87 671
FJ	FIJI	1 423 250	2 816 065	2 156 418	4 771 983
KI	KIRIBATI	76 616	268 625	72 150	306 658
MH	MARSHALL ISLANDS	31 737	38 937	45 872	69 722
WS	SAMOA	315 647	1 180 942	462 605	1 442 663
SB	SOLOMON ISLANDS	572 999	1 608 758	966 157	2 579 138
TO	TONGA	200 457	344 577	202 883	496 832
CX	CHRISTMAS ISLANDS	1 694	2 637	785	1 633
TL	EAST TIMOR	40 625 488	121 170 379	18 584 622	54 862 601
US	UNITED STATES	543 416 007	1 588 460 066	1 305 780 850	3 766 427 126
CA	CANADA	27 680 398	62 603 295	51 271 466	161 577 723
MX	MEXICO	19 739 008	124 210 570	67 863 098	198 875 670
GT	GUATEMALA	1 830 497	4 522 750	2 951 027	7 047 484
HN	HONDURAS	756 051	1 446 364	1 163 057	2 900 302
NI	NICARAGUA	536 912	1 519 943	788 684	2 170 966
PA	PANAMA	1 468 694	3 691 983	7 868 459	15 981 423
CU	CUBA	856 233	5 270 890	573 866	4 115 371
SR	SURINAME	321 126	1 239 608	209 135	823 997
CL	CHILE	4 071 858	12 276 297	11 396 274	32 512 533
VE	VENEZUELA	160 423	487 302	491 768	1 038 598
AR	ARGENTINA	8 746 540	20 310 627	19 293 923	49 008 989
BR	BRAZIL	50 954 776	149 484 673	84 455 601	239 224 240
CO	COLOMBIA	6 981 389	13 331 936	12 927 552	34 070 463
BO	BOLIVIA	183 621	402 566	906 890	1 463 258
UY	URUGUAY	924 306	2 432 634	1 741 838	5 165 536
PY	PARAGUAY	380 877	1 044 942	2 430 725	6 128 549
EC	ECUADOR	1 723 991	5 489 111	4 683 368	10 747 046
PE	PERU	5 360 978	18 290 845	8 926 485	31 721 381
GY	GUYANA	192 273	449 906	218 686	433 027
TT	TRINIDAD AND TOBAGO	1 481 379	3 396 802	1 930 586	4 017 194
BS	BAHAMAS	26 470	61 652	76 838	231 946
JM	JAMAICA	1 245 141	4 207 255	1 500 712	3 455 721
PR	PUERTO RICO	626 656	1 220 689	1 724 586	3 389 690
BZ	BELIZE	28 120	195 718	24 000	179 125
DO	DOMINICAN REPUBLIC	1 633 529	4 834 077	3 422 531	12 356 259
SV	EL SALVADOR	575 346	2 093 453	1 066 093	2 765 070
CR	COSTA RICA	3 066 475	5 236 318	4 687 019	8 306 270
HT	HAITI	9 900 791	35 342 082	7 092 059	23 013 641
BB	BARBADOS	122 064	345 169	178 433	507 346
AG	ANTIGUA AND BARBUDA	3 425	39 881	31 646	109 758
AI	ANGUILLA	4 500	4 500	1 200	1 200
AW	ARUBA	19 282	92 137	64 766	291 971
BM	BERMUDA	47 667	141 559	278 481	559 429
CV	CAPE VERDE	59 831	79 651	75 457	117 516
KY	CAYMAN ISLANDS	140	2 955	397	15 025
DM	DOMINICA	21 889	69 110	109 196	174 537
GF	FRENCH GUIANA	7 516	36 091	20 118	45 503
PF	FRENCH POLYNESIA	341 903	974 732	636 287	1 678 324
GD	GRENADA	60 795	130 256	137 775	285 603

Tabel 4 : Ekspor Indonesia menurut Negara Tujuan
Export of Indonesia by Country of Destination

Maret 2016
March

Kode Negara Country Code	Negara Tujuan Country of Destination	Berat bersih / Net weight (Kg)		Nilai / Value F.O.B. (U S \$)	
		Bulan ini Current month	Kumulatif Cum. Jan. to date	Bulan ini Current month	Kumulatif Cum. Jan. to date
(1)	(2)	(3)	(4)	(5)	(6)
MQ	MARTINIQUE	113 045	350 148	283 394	846 127
AN	NETHERLANDS ANTILLES	93 108	205 439	369 979	804 656
NF	NORFOLK ISLANDS	-	22 500	-	33 903
LC	SAINT LUCIA	71	22 019	1 234	43 177
SM	SAN MARINO	2 117	6 153	4 986	8 931
TC	TURKS AND CAICOS ISLANDS	-	11 802	-	246 033
GP	GUADELOUPE	88 464	378 132	174 636	802 559
KN	SAINT KITTS AND NEVIS	650	3 863	19 482	68 804
VG	VIRGIN ISLANDS (BRITISH)	105 300	718 235	99 856	467 617
VI	U.S. VIRGIN ISLANDS	40 818	95 640	1 394	39 914
GB	UNITED KINGDOM	40 101 466	120 430 764	116 162 144	364 631 344
NL	NETHERLANDS	278 147 703	819 257 076	231 216 818	689 396 987
FR	FRANCE	18 152 156	53 866 226	71 023 006	204 148 694
DE	GERMANY, FED. REP. OF	56 398 383	198 514 392	209 494 723	627 730 558
AT	AUSTRIA	411 882	1 157 376	1 729 194	5 860 796
BE	BELGIUM	76 440 532	125 907 001	93 464 435	281 902 628
CH	SWITZERLAND	1 126 864	3 017 316	323 868 273	782 084 142
LU	LUXEMBOURG	86 440	432 370	2 053 616	3 280 744
MC	MONACO	1 785	5 765	199 853	264 912
DK	DENMARK	9 409 805	23 331 079	18 076 902	48 567 303
NO	NORWAY	13 653 558	22 882 757	11 391 482	25 524 192
SE	SWEDEN	4 611 802	10 007 866	11 933 389	36 695 284
FI	FINLAND	2 490 467	7 259 640	6 624 182	18 127 132
IE	IRELAND	28 522 460	31 218 535	6 475 236	15 377 435
IT	ITALY	200 970 625	789 593 530	139 131 439	406 669 201
ES	SPAIN	656 900 319	1 953 315 713	145 408 093	408 875 338
PT	PORTUGAL	3 878 429	13 348 437	11 025 717	36 249 976
IS	ICELAND	4 700	109 164	137	167 393
GR	GREECE	4 883 055	23 463 257	10 988 568	34 092 545
VA	VATICAN CITY STATE	-	10	-	385
LI	LIECHTENSTEIN	-	80	-	8
HU	HUNGARY	1 440 565	3 193 824	4 492 824	13 348 241
PL	POLAND	44 749 145	62 360 611	31 010 281	93 756 415
RO	ROMANIA	6 962 989	16 703 032	11 717 777	26 058 582
BG	BULGARIA	3 332 367	10 689 289	2 974 866	9 689 634
AL	ALBANIA	684 055	2 435 134	772 266	2 187 044
AM	ARMENIA	154 588	280 327	306 168	544 390
AZ	AZERBAIJAN	59 085	146 688	54 620	239 430
BY	BELARUS	4 900	14 194	53 264	106 613
KZ	KAZAKHSTAN	324 044	644 441	355 888	703 129
KG	KYRGYZSTAN	61 803	110 170	40 996	162 210
MD	MOLDOVA, REPUBLIC OF	44 246	163 253	28 047	124 318
TJ	TAJIKISTAN	237	237	31 520	31 520
TM	TURKMENISTAN	87 199	995 146	276 306	3 278 205
UA	UKRAINE	32 560 849	101 608 484	22 595 919	67 238 374
UZ	UZBEKISTAN	237 640	492 038	333 983	1 040 972
LT	LITHUANIA	564 292	1 581 950	2 018 357	6 371 693
LV	LATVIA	1 932 537	8 732 204	2 658 767	11 343 247
EE	ESTONIA	1 117 196	3 902 204	3 528 683	10 214 039
GE	GEORGIA	1 494 629	9 441 396	2 261 779	9 343 928
HR	CROATIA	4 851 454	14 314 163	4 433 554	13 662 629
BA	BOSNIA AND HERZEGOVINA	31 615	242 843	101 509	454 167
MT	MALTA	248 374	2 830 368	483 459	7 146 143
SK	SLOVAKIA	305 646	1 049 040	5 287 042	15 288 355
SI	SLOVENIA	5 140 019	182 669 196	5 861 020	27 690 363
CZ	CZECH REPUBLIC	692 379	2 204 086	7 010 366	18 815 069
MK	REP. OF MACEDONIA	52 079	79 038	31 219	71 397
RU	RUSSIA FEDERATION	37 508 775	194 978 159	43 050 677	176 932 338
RS	SERBIA	85 194	158 253	324 858	676 097
ME	MONTENEGRO	424 937	898 142	460 075	938 146
CS	KOSOVO	37 865	37 865	28 173	28 173
JE	JERSEY	109	140	240	272
Total Ekspor		43 027 260 113	120 659 342 227	11 810 032 191	33 602 653 563

Tabel 5 : Ekspor Indonesia menurut Propinsi dan Pelabuhan muat
Export of Indonesia by Province and Port of loading

Maret 2016
March

Pelabuhan Code Port	Pelabuhan Muat Port of Exportation	Berat bersih / Net weight (Kg)		Nilai / Value F.O.B. (U S \$)	
		Bulan ini Current month	Kumulatif Cum. Jan. to date	Bulan ini Current month	Kumulatif Cum. Jan. to date
(1)	(2)	(3)	(4)	(5)	(6)
	ACEH	85 060	96 047 962	330 316	9 987 779
IDLSW	LHOK SEUMAWA	80 854	15 502 970	293 481	5 911 886
IDMEQ	MEULABOH	-	55 062 884	-	2 322 363
IDSIN	SINABANG	-	1 500	-	10 500
IDBTJ	BLANG BINTANG (U)	4 206	8 813	36 834	82 678
IDKRU	KRUENG R. MALAHAYATI	-	25 462 795	-	1 611 699
IDKLS	KUALA LANGSA	-	9 000	-	48 653
	SUMATERA UTARA	654 376 877	2 011 468 147	564 646 501	1 735 580 304
IDKNO	KUALA NAMU INTERNATIONAL AIRPORT (U)	6 867 217	19 256 318	7 291 506	16 835 589
IDPSU	PANGKALAN SUSU	-	3 000	-	21 000
IDBLW	BELAWAN	510 088 405	1 601 570 477	479 927 800	1 505 989 622
IDTJB	TANJUNG BALAI ASAHAN	1 814 974	3 943 959	895 974	1 861 732
IDSLG	SIBOLGA	7 000	10 000	49 000	70 000
IDKTJ	KUALA TANJUNG	135 599 281	386 684 393	76 482 222	210 802 361
	SUMATERA BARAT	273 090 404	752 793 781	119 449 077	347 804 008
IDTBY	PADANG/TL.BAYUR	273 090 404	752 774 425	119 449 077	347 770 658
IDPDG	PADANG / TABING (U)	-	19 356	-	33 350
	RIAU	2 114 261 617	6 336 707 302	1 018 578 728	2 981 038 791
IDMRB	MERANTIBUNTING, SUMATRA	-	72 000	-	5 040
IDPAI	PANIPAHAN	-	934 839	-	2 011 521
IDDUM	DUMAI	1 635 363 824	5 018 690 839	759 233 986	2 268 169 253
IDTMD	TANJUNG MEDANG	430 650	1 160 900	33 201	90 718
IDBLS	BENGKALIS	520 090	20 242 955	38 011	7 193 111
IDSPA	SELAT PANJANG	3 883 645	8 453 923	369 465	826 983
IDSSI	SIAK SRI INDRAPURA	912 194	2 441 539	702 160	1 813 344
IDSUQ	SUNGAI GUNTUNG	27 059 821	80 429 189	13 457 859	32 417 366
IDTEM	TEMBILAHAN	10 589 549	15 610 754	8 318 681	13 535 223
IDKEN	KUALA ENOK	4 647 266	29 778 478	5 484 916	20 617 463
IDRGA	RENGAT	-	3 000 000	-	480 000
IDPKU	SIMPANG TIGA (U)	1 700	2 800	8 500	17 550
IDRGT	RENGAT/JAPURA (U)	140	140	935	935
IDPAK	PEKAN BARU	742 891	2 507 849	751 383	2 324 512
IDBUN	BUATAN	260 015 426	689 620 595	115 550 449	313 494 425
IDPWG	PERAWANG, SUMATRA	170 094 420	463 760 501	114 629 180	318 041 348
	JAMBI	276 277 091	616 442 946	74 830 524	187 444 578
IDKTK	KUALA TUNGKAL	49 836 080	139 006 379	28 274 221	73 002 125
IDMSA	MUARA SABAK	187 475 230	373 006 704	18 146 864	25 747 097
IDDJM	JAMBI	38 965 781	104 429 863	28 409 439	88 695 356
	SUMATERA SELATAN	773 239 848	2 016 348 200	141 944 915	447 284 654
IDPLS	PALEMBANG-KERTAPATI	332 547 284	918 617 075	15 374 902	41 360 169
IDPLA	PALEMBANG - PLAJU	49 753 067	149 418 803	16 630 915	49 724 613
IDPLM	SM. BADARUDDIN (U)	1 493	4 242	8 591	24 943
IDMRI	MUSI RIVER/BOOM BARU	390 938 004	948 308 080	109 930 508	356 174 929
	BENGKULU	117 791 104	287 957 273	6 202 146	13 502 478
IDPBA	PULAU BAAI	117 791 104	287 957 273	6 202 146	13 502 478
	LAMPUNG	1 056 621 057	2 661 473 194	216 248 546	737 136 208
IDTRH	TARAHAN	847 722 000	2 057 299 000	96 372 176	330 416 225
IDPJG	PANJANG	208 899 047	604 174 184	119 874 652	406 718 264
IDTKG	BRANTI (U)	10	10	1 718	1 718
	KEPULAUAN BANGKA BELITUNG	53 757 423	193 092 474	54 885 258	180 323 226
IDMUO	MUNTOK	30 717 611	120 552 666	6 685 544	54 572 326
IDPGX	PANGKAL BALAM	3 307 559	8 254 971	41 079 229	98 752 226
IDTOL	TOBOALI	8 441 592	8 441 592	576 000	576 000
IDTPD	TANJUNG PANDAN	11 290 661	55 840 745	6 544 486	26 410 174
IDTJQ	BULUH TUMBANG (U)	-	2 500	-	12 500

Tabel 5 : Ekspor Indonesia menurut Propinsi dan Pelabuhan muat
Export of Indonesia by Province and Port of loading

Maret 2016
March

Pelabuhan Code Port	Pelabuhan Muat Port of Exportation	Berat bersih / Net weight (Kg)		Nilai / Value F.O.B. (U S \$)	
		Bulan ini Current month	Kumulatif Cum. Jan. to date	Bulan ini Current month	Kumulatif Cum. Jan. to date
(1)	(2)	(3)	(4)	(5)	(6)
	KEPULAUAN RIAU	1 751 627 302	4 555 394 359	848 885 794	2 358 076 384
IDLBM	LOBAM	421 710	1 306 905	14 573 037	42 058 166
IDNTX	NATUNA RANAI	-	5 153	-	25 765
IDTBK	TANJUNG BALAI KARIMUN	823 524 118	2 013 610 983	8 663 355	39 363 611
IDPSS	PULAU SAMBU	532 457	1 637 006	948 056	2 935 123
IDTAN	TANJUNG UBAN	56 140	375 963	2 185 086	7 214 965
IDTPN	TANJUNG PINANG	217 882	523 354	285 302	1 045 545
IDTER	TEREMPA	398 118 646	1 008 539 817	103 535 385	239 935 865
IDTBT	TANJUNG BATU, RIAU	207 000	483 000	78 660	165 922
IDSRN	SERASAN	-	22 789	-	41 983
IDMOR	MORO SULIT	1 374 800	2 745 660	267 251	918 383
IDBPD	BELAKANG PADANG	296 530 000	901 467 701	75 938 927	230 856 226
IDBTU	BATU AMPAR	62 678 284	177 865 205	320 102 414	916 190 536
IDTNJ	KIJANG	2 430 939	6 697 099	3 347 068	9 034 070
IDSKP	SEKUPANG	18 451 016	75 287 955	178 210 747	537 887 044
IDKAB	KABIL/PANAU	146 975 974	364 537 489	124 438 925	288 962 622
IDBTH	HANG NADIM (U)	108 335	288 281	16 311 580	41 440 559
	DKI JAKARTA	1 138 607 763	3 143 700 404	3 794 071 674	10 765 537 863
IDTPP	TANJUNG PRIOK	1 098 236 219	3 038 680 527	3 359 836 953	9 471 646 490
IDJKT	JAKARTA / PASAR IKAN	-	5 029	-	111 968
IDCGK	SOEKARNO-HATTA (U)	40 142 917	104 312 958	431 287 519	1 285 047 897
IDHLP	HALIM PERDANA KUSUMA (U)	228 628	701 890	2 947 202	8 731 508
	JAWA BARAT	250 416 361	532 293 352	72 515 239	155 657 286
IDWID	WIDURI	52 770 869	92 818 713	17 816 940	32 819 940
IDBDO	HUSEIN SASTRANEGARA (U)	16 014 891	48 211 237	721 738	2 124 062
IDBLG	BALONGAN	33 104 966	98 878 288	4 907 811	15 270 989
IDBND	GEDE BAGE-BANDUNG (PTT)	-	1 461 710	-	3 479 765
IDARJ	ARJUNA, JAVA	77 281 246	146 441 532	24 822 600	50 276 880
IDCIN	CINTA, JAVA	71 244 388	144 481 872	24 246 150	51 685 650
	JAWA TENGAH	361 822 837	850 418 801	478 393 133	1 335 275 231
IDTES	TANJUNG EMAS	231 334 977	616 419 654	467 440 207	1 308 248 518
IDCXP	CILACAP	130 369 968	233 694 479	10 159 758	25 844 525
IDSRG	ACHMAD YANI (U)	110 281	272 541	735 265	1 093 402
IDSOC	SOLO/JEBRES/ADI SUMARMO (U)	7 611	32 128	57 903	88 787
	DI YOGYAKARTA	119 831	370 274	889 747	3 037 438
IDJOG	ADI SUCIPTO (U)	119 831	370 274	889 747	3 037 438
	JAWA TIMUR	1 087 048 923	3 043 319 470	1 810 425 484	4 984 565 568
IDTUB	TUBAN	178 489 400	543 159 930	48 692 323	137 726 405
IDGRE	GRESIK	183 233 344	551 947 210	90 394 821	246 489 290
IDTPE	TANJUNG PERAK	671 413 123	1 851 519 667	1 119 959 402	3 136 453 990
IDKLG	KALIANGET	31 721 630	31 721 630	8 101 688	8 101 688
IDSUB	JUANDA (U)-SURABAYA	22 191 427	64 971 034	543 277 250	1 455 794 196
	BANTEN	205 163 374	524 301 651	120 335 629	264 066 623
IDCIW	CIWANDAN	8 683 382	17 333 702	5 733 844	10 979 729
IDMRK	MERAK	40 463 922	109 504 714	56 866 247	96 421 069
IDTLN	TANJUNG LENENG	53 339 860	124 036 307	30 288 208	84 092 735
IDCGD	CIGADING	102 676 210	273 426 928	27 447 330	72 573 091
	BALI	26 738 670	71 545 365	24 707 121	62 427 449
IDBOA	BENOA/LOLOAN	144 971	387 000	268 270	679 800
IDCBW	CELUKAN BAWANG	-	11 000	-	75 260
IDDPS	NGURAH RAI (U)	26 593 699	71 147 365	24 438 852	61 672 389
	NUSA TENGGARA BARAT	47 254 084	206 357 756	80 391 064	373 196 297
IDBEN	BENETE	47 253 885	206 357 228	80 374 544	373 150 527
IDLOP	BANDARA UDARA INTERNASIONAL (LOMBOI)	199	528	16 520	45 770

Tabel 5 : Ekspor Indonesia menurut Propinsi dan Pelabuhan muat
Export of Indonesia by Province and Port of loading

Maret 2016
March

Pelabuhan Code Port	Pelabuhan Muat Port of Exportation	Berat bersih / Net weight (Kg)		Nilai / Value F.O.B. (U S \$)	
		Bulan ini Current month	Kumulatif Cum. Jan. to date	Bulan ini Current month	Kumulatif Cum. Jan. to date
(1)	(2)	(3)	(4)	(5)	(6)
	NUSA TENGGARA TIMUR	7 991 170	21 059 841	1 789 504	5 290 642
IDATA	ATAPUPU	6 770 750	19 068 507	1 585 702	4 757 846
IDTEN	TENAU	1 220 420	1 991 334	203 802	532 796
	KALIMANTAN BARAT	48 513 495	144 584 881	39 943 502	108 726 717
IDNBF	NANGA BADAU	7 529 000	20 092 650	4 288 887	10 325 610
IDPON	PONTIANAK	40 348 777	113 828 244	32 782 701	91 065 058
IDPNK	SUPADIO (U)	366	366	26 372	26 372
IDTKA	TELOK AIR	-	8 980 000	-	777 852
IDENT	ENTIKONG	444 178	1 280 728	1 097 777	2 828 782
IDJBB	JAGOIBABANG	191 174	402 893	1 747 766	3 703 043
	KALIMANTAN TENGAH	180 300 532	505 536 693	26 299 568	92 626 236
IDPKN	PANGKALAN BUN	5 996 750	14 470 830	5 127 155	12 961 769
IDKUM	KUMAI	41 202 276	65 365 801	2 997 033	14 563 895
IDSMQ	SAMPIT	90 247 506	354 501 078	16 200 330	61 842 874
IDPPS	PULANG PISAU	42 854 000	71 198 804	1 975 051	3 257 030
IDPKY	PANARU-PALANGKARAYA (U)	-	180	-	667
	KALIMANTAN SELATAN	9 742 015 599	29 004 951 046	458 030 129	1 301 219 527
IDNPL	NORTH PULAU LAUT	336 531 000	625 095 000	15 297 429	27 395 523
IDSTU	SATUI	2 487 948 000	7 524 191 000	70 157 160	211 431 867
IDTAR	TARJUN	121 471 083	377 519 530	56 503 292	173 006 791
IDPUT	PULAU LAUT	777 959 841	1 397 667 565	66 297 096	119 421 832
IDBAN	BANJARMASIN	5 234 850 675	16 498 938 120	226 120 591	699 191 682
IDKTB	KOTABARU	543 435 000	1 225 514 410	17 568 511	34 239 136
IDBDJ	SAMSUDIN NOOR (U)	-	421	-	1 684
IDASA	ASAM ASAM	239 820 000	1 356 025 000	6 086 050	36 531 013
	KALIMANTAN TIMUR	19 785 485 429	55 476 322 674	1 136 425 416	3 331 012 766
IDKRG	KARIANGAU	141 254	245 151	602 570	990 362
IDTBA	TANJUNG BARA, KL	4 359 051 000	12 557 017 000	196 988 658	585 833 394
IDBPP	BALIKPAPAN	972 414 318	2 871 751 947	67 918 685	251 056 758
IDSRD	SAMARINDA	7 009 052 078	19 136 738 821	310 555 476	812 134 534
IDTRD	TANJUNG REDEP	2 255 393 792	6 634 025 145	85 760 085	253 643 182
IDTSG	TANJUNG SANGATA	72 916 000	72 916 000	2 379 978	2 379 978
IDBPN	SEPINGGAN (U)	111 004	321 047	387 526	1 150 485
IDBTG	BONTANG	2 280 953 483	6 385 861 964	323 539 761	1 028 904 398
IDSEN	SENIPAH	163 328 500	355 122 600	60 650 851	138 969 527
IDADB	ADANG BAY	2 452 973 000	6 881 019 000	82 161 021	241 459 573
IDSKI	SANGKULIRANG	219 151 000	581 304 000	5 480 806	14 490 574
	KALIMANTAN UTARA	1 805 012 086	4 395 760 987	65 664 286	184 722 596
IDTJS	TANJUNG SELOR	28 479 000	181 649 000	455 664	2 860 809
IDLIN	LINGKAS TARAkan	1 124 797 217	3 061 318 289	53 844 761	154 191 431
IDNNX	NUNUKAN	5 985 869	21 747 698	2 662 729	12 291 645
IDBYQ	BUNYU	645 750 000	1 131 046 000	8 701 132	15 378 711
	SULAWESI UTARA	91 013 374	292 904 469	63 919 895	206 720 470
IDLIR	LIRUNG	60	187	1 599	2 659
IDAMU	AMURANG	6 300 000	38 600 728	1 052 100	21 702 460
IDMND	MANADO	-	1 550 000	-	992 000
IDBIT	BITUNG	84 678 122	252 628 467	62 466 143	182 528 341
IDPET	PETTA	-	596	-	6 720
IDMDC	SAM RATULANGI (U)	35 192	124 491	400 054	1 488 290
	SULAWESI TENGAH	299 023 045	602 041 233	153 582 457	297 936 265
IDBGG	BANGGAI	170 933 436	374 158 253	59 576 954	137 456 951
IDLOL	LOLI	-	58 314	-	83 424
IDKLD	KOLONEDALE	60 000 000	90 000 000	58 421 656	87 143 972
IDPAT	PANTOLOAN	68 089 609	137 824 666	35 583 847	73 251 918

Tabel 5 : Ekspor Indonesia menurut Propinsi dan Pelabuhan muat
Export of Indonesia by Province and Port of loading

Maret 2016
March

Pelabuhan Code Port	Pelabuhan Muat Port of Exportation	Berat bersih / Net weight (Kg)		Nilai / Value F.O.B. (U S \$)	
		Bulan ini Current month	Kumulatif Cum. Jan. to date	Bulan ini Current month	Kumulatif Cum. Jan. to date
(1)	(2)	(3)	(4)	(5)	(6)
	SULAWESI SELATAN	63 646 103	172 102 525	76 351 671	223 368 440
IDMAK	MAKASSAR	588 523	1 950 406	2 048 842	4 504 583
IDUJU	UJUNG PANDANG	38 319 222	96 743 904	33 073 606	100 241 237
IDPPO	PALOPO	-	2 349 646	-	1 711 378
IDBKI	BIRING KASSI	13 000 000	35 950 000	868 876	2 417 701
IDUPG	HASANUDDIN (U)	4 409 769	14 584 744	2 159 480	5 778 349
IDBAL	BALANTANG/MALILI	7 328 589	20 523 824	38 200 867	108 715 192
	SULAWESI TENGGARA	115 328	4 206 589	869 991	9 739 592
IDBUW	BAU-BAU	-	18 000	-	162 000
IDKDR	KENDARI	115 328	138 328	869 991	1 030 991
IDPUM	POMALAA	-	4 050 261	-	8 546 601
	GORONTALO	2 541 850	8 341 850	390 140	1 260 140
IDGOR	GORONTALO	2 541 850	8 341 850	390 140	1 260 140
	MALUKU	56 469 753	56 826 753	10 191 021	10 315 346
IDBUA	BULA	56 469 753	56 469 753	10 191 021	10 191 021
IDAMB	AMBON	-	350 000	-	30 000
IDLUV	TUAL	-	7 000	-	94 325
	MALUKU UTARA	11 250 397	11 250 397	6 897 175	6 897 175
IDTOB	TOBELO	850 397	850 397	442 207	442 207
IDPGE	PULAU GEBE	10 400 000	10 400 000	6 454 968	6 454 968
	PAPUA BARAT	617 503 521	1 828 397 775	196 142 625	582 964 284
IDSOR	SORONG	11 051 889	23 043 299	3 991 693	8 431 624
IDNTI	BINTUNI, IRIAN JAYA	606 451 632	1 805 354 476	192 150 932	574 532 660
	PAPUA	128 078 804	235 021 802	145 803 915	297 911 201
IDBIK	FRANS KASIEPO (U)	-	2 073	-	2 303 910
IDJYP	JAYAPURA	1 633	20 619	19 415	51 262
IDZRI	SERUI	16 758 650	21 079 138	8 723 694	11 347 652
IDTIM	AMAMAPARE	107 000 000	199 400 000	133 413 412	271 667 570
IDBXD	BADE, IRIAN JAYA	4 318 521	14 519 972	3 647 394	12 540 808
	Total Ekspor	43 027 260 113	120 659 342 227	11 810 032 191	33 602 653 563

DATA

MENCERDASKAN BANGSA

<http://www.bps.go.id>



BADAN PUSAT STATISTIK
BPS-Statistics Indonesia

Jl. dr. Sutomo No. 6-8 Jakarta 10710
Telp : (021) 3841195, 3842508, 3810291-4, Fax : (021) 3857046
Homepage : <http://www.bps.go.id> E-mail : bpsHQ@bps.go.id

