


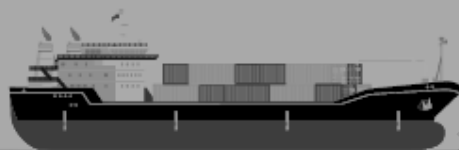
Katalog: 8202010.14

STATISTIK PERDAGANGAN LUAR NEGERI PROVINSI RIAU 2020



BADAN PUSAT STATISTIK PROVINSI RIAU

STATISTIK PERDAGANGAN LUAR NEGERI PROVINSI RIAU 2020



Statistik Perdagangan Luar Negeri Provinsi Riau 2020

ISSN : 2354-8096
No. Publikasi : 14000.2124
No. Katalog : 8202010.14
Ukuran Buku : 21 cm x 29,7 cm
Jumlah Halaman : xiv + 71 halaman

Naskah:
BPS Provinsi Riau

Penyunting:
BPS Provinsi Riau

Desain Kover Oleh:
BPS Provinsi Riau

Penerbit:
© **Badan Pusat Statistik Provinsi Riau**

Pencetak:
CV. MN. Grafika

Sumber Ilustrasi:
www.Freepik.com
www.Pixabay.com

Dilarang mengumumkan, mendistribusikan, mengomunikasikan, dan/atau menggandakan sebagian atau seluruh isi buku ini untuk tujuan komersial tanpa izin tertulis dari Badan Pusat Statistik Provinsi Riau

Tim Penyusun

**Statistik Perdagangan Luar Negeri
Provinsi Riau 2020**

Pengarah:

Drs. Misfaruddin, M.Si

Penanggung Jawab Umum:

Agus Nuwibowo, S.Si, MM

Editor:

Fernando Silaen, SST, M.Si

Penulis Naskah & Pengolahan Data:

Irfarial, SE

Desain/Layout Cover:

Irfarial, SE

KATA PENGANTAR


Publikasi Statistik Perdagangan Luar Negeri Provinsi Riau 2020 merupakan publikasi yang diterbitkan secara tahunan yang merangkum hasil pengolahan dan kompilasi dokumen ekspor dan impor Provinsi Riau tahun 2020. BPS Provinsi Riau menerbitkan publikasi ini dalam upaya memberikan informasi kepada para pengguna data mengenai perkembangan ekspor dan impor di Provinsi Riau.

Publikasi ini menyajikan data ekspor impor yang dirinci berdasarkan klasifikasi barang, pelabuhan muat/bongkar, dan negara tujuan/asal barang. Dalam publikasi ini juga digambarkan aktifitas perdagangan luar negeri di Provinsi Riau selama tahun 2020 dan perkembangannya terhadap tahun-tahun sebelumnya. Klasifikasi barang dalam publikasi ini mengacu pada Buku Tarif Kepabeanan Indonesia (BTKI) 2017 yang didasarkan atas *Harmonized System* (HS) 2017 yang merupakan pembaruan dari HS tahun 2012.

Kepada semua pihak yang telah berperan serta dalam mewujudkan publikasi ini diucapkan terima kasih. Kritik dan saran untuk perbaikan publikasi ini di masa mendatang sangat kami hargai.

Pekanbaru, Agustus 2021

Kepala BPS Provinsi Riau



Drs. Misfaruddin, M.Si

RINGKASAN EKSEKUTIF

Selama tahun 2020 nilai ekspor Riau berdasarkan harga *Free On Board* (FOB) mencapai US\$ 13,81 miliar atau mengalami peningkatan sebesar 11,28 persen dibanding ekspor tahun 2019 sebesar US\$ 12,41 miliar, dengan peran migas sebesar 4,15 persen dan non migas 95,85 persen. Ekspor non migas tahun 2020 mencapai US\$ 13,24 miliar atau mengalami kenaikan 14,19 persen dibanding ekspor non migas tahun 2019 yang nilainya sebesar US\$ 11,59 miliar. Sebaliknya Ekspor migas tahun 2020 sebesar US\$ 573,17 juta turun 29,95 persen dibanding ekspor migas tahun 2019 yang mencapai US\$ 818,19 juta.

Dilihat dari sebaran ekspor menurut kabupaten/kota tahun 2020, Kota Dumai masih mendominasi dengan nilai ekspor sebesar US\$ 10,39 miliar (75,26 persen) dari total nilai ekspor Provinsi Riau, disusul Kabupaten Siak Sri Indrapura sebesar US\$ 2,62 miliar (19,00 persen), Kabupaten Bengkalis US\$ 399,82 juta (2,90 persen), dan lima Kabupaten/Kota lainnya sebesar US\$ 392,86 juta (2,84%).

Sementara impor Riau selama tahun 2020 berdasarkan harga *Cost Insurance And Freight* (CIF) mencapai US\$ 1,32 miliar atau mengalami penurunan sebesar 8,35 persen dibanding ekspor tahun 2019 sebesar US\$ 1,44 miliar, dengan peran migas sebesar 9,19 persen dan non migas 90,81 persen. Impor non migas tahun 2020 mencapai US\$ 1,20 miliar atau turun 6,39 persen dibanding impor non migas tahun 2019 yang mencapai US\$ 1,28 miliar. Demikian juga impor migas tahun 2020 dengan nilai sebesar US\$ 121,06 juta atau turun 24,03 persen dibanding impor migas tahun 2019 yang mencapai US\$ 159,36 juta.

Menurut kabupaten/kota tahun 2020, impor Kabupaten Siak berada di urutan teratas dengan nilai impor sebesar US\$ 692,70 juta atau 52,56 persen, diikuti oleh Kota Dumai sebesar US\$ 396,79 juta (30,11 persen), Kota Pekanbaru sebesar US\$ 160,48 juta (12,18 persen), dan lima Kabupaten/Kota lainnya sebesar US\$ 67,99 juta (5,16%).

Neraca Perdagangan atau *balance of trade* adalah perbedaan antara nilai semua barang dan jasa yang diekspor dan diimpor dari suatu negara dalam periode waktu tertentu. Neraca Perdagangan Riau tahun 2020 surplus sebesar US\$ 12,49 miliar, sementara nilai perdagangan Riau tahun 2019 surplus sebesar US\$ 10,97 miliar.

DAFTAR ISI

	HALAMAN
KATA PENGANTAR	v
RINGKASAN EKSEKUTIF	vii
DAFTAR ISI	ix
DAFTAR GAMBAR	xi
DAFTAR TABEL	xiii
BAB I. PENJELASAN UMUM	1
1.1 Pendahuluan	1
1.2 Sistem Perdagangan	1
1.3 Daerah Pencatatan	1
1.4 Ruang Lingkup	2
1.5 Klasifikasi Jenis Barang	3
1.6 Periode Referensi	3
1.7 Nilai Barang	4
1.8 Satuan Barang	4
1.9 Negara Tujuan	4
1.10 Negara Asal	4
1.11 Pelabuhan Ekspor Impor	4
Sekat Infografis	5
BAB II. ULASAN SINGKAT	7
2.1 Ekspor	7
2.2 Impor	9
2.3 Neraca Perdagangan	11
Sekat Infografis	13

DAFTAR GAMBAR

HALAMAN

Gambar 1.	Perbandingan Nilai Ekspor Riau, Tahun 2019-2020	7
Gambar 2.	Perkembangan Ekspor Riau, Tahun 2010 - 2020	8
Gambar 3.	Perkembangan Impor Riau, Tahun 2010 - 2020	10
Gambar 4.	Neraca Perdagangan Provinsi Riau, 2010 - 2020 (Miliar US\$)	11

<https://riau.bps.go.id>



DAFTAR TABEL

HALAMAN

Tabel 1.	Perkembangan Neraca Perdagangan Luar Negeri Provinsi Riau, 2010 - 2020 (Ribuan US\$)	15
Tabel 2.	Ekspor Bulanan Provinsi Riau, 2019-2020 (Ribuan US\$)	16
Tabel 3.	Perkembangan Ekspor Migas dan Non Migas Provinsi Riau, 2010-2020 (Ribuan US\$)	17
Tabel 4.	Ekspor Provinsi Riau menurut Kelompok Barang, 2019-2020	18
Tabel 5.	Ekspor Provinsi Riau menurut Golongan Barang HS 2 Dijiit, 2019-2020	19
Tabel 6.	Ekspor Provinsi Riau menurut Kabupaten/Kota dan Pelabuhan Muat, 2019-2020	21
Tabel 7.	Ekspor Provinsi Riau menurut Kawasan, 2019-2020	23
Tabel 8.	Ekspor Provinsi Riau ke Kawasan Asia, 2019-2020	24
Tabel 9.	Ekspor Provinsi Riau ke Kawasan Eropa, 2019-2020	25
Tabel 10.	Ekspor Provinsi Riau ke Kawasan Amerika, 2019-2020	26
Tabel 11.	Ekspor Provinsi Riau ke Kawasan Afrika, 2019-2020	27
Tabel 12.	Ekspor Provinsi Riau ke Kawasan Australia & Oceania, 2019-2020	28
Tabel 13.	Perkembangan Ekspor Provinsi Riau menurut Kabupaten/ Kota dan Pelabuhan Muat, 2019-2020 (Ribuan US\$)	29

DAFTAR TABEL

	HALAMAN
Tabel 14. Ekspor Provinsi Riau menurut <i>Harmonized System</i> (HS) 2017 dan Komoditas, 2020	31
Tabel 15. Impor Bulanan Provinsi Riau, 2019-2020 (Ribuan US\$)	38
Tabel 16. Perkembangan Impor Migas dan Non Migas Provinsi Riau, 2010-2020 (Ribuan US\$)	39
Tabel 17. Impor Provinsi Riau menurut Kelompok Barang, 2019-2020	40
Tabel 18. Impor Provinsi Riau menurut Golongan Barang HS 2 Dijiit, 2019-2020	41
Tabel 19. Impor Provinsi Riau menurut Kabupaten/Kota dan Pelabuhan Bongkar, 2019-2020	43
Tabel 20. Impor Provinsi Riau menurut Negara Asal, 2019-2020	44
Tabel 21. Perkembangan Impor Provinsi Riau menurut Kabupaten/ Kota dan Pelabuhan Bongkar, 2019-2020 (Ribuan US\$).....	47
Tabel 22. Impor Provinsi Riau menurut <i>Harmonized System</i> (HS) 2017 dan Komoditas, 2020	48

1.1 PENDAHULUAN

Statistik perdagangan luar negeri merupakan statistik ekspor dan impor, yang menggambarkan informasi mengenai pengiriman barang ke luar negeri dan pemasukan barang dari luar negeri. Sumber data yang digunakan untuk penyusunan statistik ekspor adalah dokumen ekspor atau Pemberitahuan Ekspor Barang (PEB) yang diisi oleh Eksportir dan telah diberikan ijin muat oleh Kantor Pelayanan Bea dan Cukai, selanjutnya dikirim ke Badan Pusat Statistik (BPS) dan Bank Indonesia (BI). Sedangkan untuk penyusunan statistik impor, sumber datanya adalah dokumen impor (Pemberitahuan Impor Barang (PIB-BC 2.0), Pemberitahuan Pengangkutan Barang Impor (PPBI-BC 2.3), Pemberitahuan Impor Barang Khusus (PIBK-BC 2.1), dan Pemberitahuan Pabean *Free Trade Zone* (PPFTZ) yang diisi oleh importir. Dokumen PIB-BC 2.0 dan PPBI-BC 2.3 diterima dari Bea dan Cukai dan berlaku sejak April 1997 berdasarkan Surat Keputusan Menteri Keuangan nomor 101/KMK.05/1997 tanggal 10 Maret 1997. Sejak tahun 2015, sumber data lainnya adalah catatan instansi lain, PT. POS Indonesia, dan survei ekspor perbatasan laut.

1.2 SISTEM PERDAGANGAN

Pencatatan data statistik ekspor-impor oleh Badan Pusat Statistik (BPS) berdasarkan ketentuan yang dikeluarkan oleh *United Nations Statistical Division* (UNSD), yaitu *International Merchandise Trade Statistics: Concept and Definitions* (IMTS series M no. 52 rev 2, 1998, *United Nations*) sehingga data statistik ekspor/impor bisa dibandingkan secara internasional. Pencatatan statistik ekspor dan impor menggunakan sistem perdagangan umum, seluruh barang yang keluar/masuk ke wilayah Indonesia dinyatakan sebagai ekspor/impor.

1.3 DAERAH PENCATATAN

Daerah pencatatan statistik dalam publikasi ini meliputi seluruh wilayah di Provinsi Riau.

1.4 RUANG LINGKUP

- a. Pencatatan statistik ekspor meliputi seluruh barang yang ke luar negeri dari wilayah Riau, baik yang bersifat komersial maupun bukan komersial, seperti bantuan barang kredit lunak, hadiah dan sebagainya.
- b. Pencatatan statistik impor meliputi seluruh barang dari luar negeri yang masuk ke wilayah Riau, baik yang bersifat komersial maupun bukan komersial, seperti barang-barang keperluan militer, hadiah dan sebagainya.
- c. Ekspor kapal laut dan pesawat udara beserta suku cadangnya termasuk dalam statistik ekspor sedangkan impor kapal laut dan pesawat beserta suku cadangnya termasuk statistik impor.
- d. Barang-barang yang diolah di luar negeri tetap dicatat sebagai ekspor, meskipun olahan barang itu akan kembali masuk ke wilayah Riau.
- e. Barang-barang luar negeri yang diolah atau diperbaiki di Riau tetap dicatat sebagai impor, meskipun olahan barang tersebut akan kembali ke luar negeri (*re-export*).
- f. Barang-barang di bawah ini tidak termasuk di dalam statistik ekspor:
 - 1) Pakaian dan barang-barang perhiasan penumpang
 - 2) Barang-barang yang dikirim untuk perwakilan Indonesia di luar negeri
 - 3) Barang-barang untuk ekspedisi dan eksibisi/pameran
 - 4) Pembungkus/peti kemas untuk diisi di luar negeri
 - 5) Uang dan surat-surat berharga
 - 6) Barang-barang contoh

g. Barang-barang di bawah ini tidak termasuk dalam statistik impor:

- 1) Pakaian dan barang-barang perhiasan penumpang.
- 2) Barang - barang untuk dipakai sendiri, kecuali lemari es, pesawat TV, dan sebagainya.
- 3) Barang - barang yang diimpor untuk keperluan perwakilan (kedutaan) suatu negara.
- 4) Barang-barang untuk ekspedisi dan eksibisi/pameran.
- 5) Sebagian barang - barang yang langsung diimpor oleh angkatan bersenjata.
- 6) Pembungkus/peti kemas.
- 7) Uang dan surat-surat berharga.
- 8) Barang-barang sebagai contoh.
- 9) Impor sementara.

1.5 KLASIFIKASI JENIS BARANG

Penggolongan barang yang digunakan dalam statistik ekspor maupun impor adalah mengacu pada Buku Tarif Kepabeanan Indonesia (BTKI) 2017 yang didasarkan atas *Harmonized System (HS) 2017* yang merupakan pembaruan dari HS tahun 2012. Versi yang terakhir ini mengalami perubahan yang relatif besar dibanding sistem pengkodean versi sebelumnya yaitu penggolongan barang dari 10 digit menjadi 08 digit serta perubahan pada penggolongan/pengelompokan barang maupun pendefinisiannya.

1.6 PERIODE REFERENSI

- a. Periode penentuan ekspor adalah tanggal diberikannya ijin muat barang tersebut oleh pejabat Bea dan Cukai setelah diadakan pemeriksaan seperlunya.

- b. Periode penentuan impor adalah tanggal penyelesaian oleh pejabat Bea dan Cukai yang terdapat dalam dokumen impor. Persyaratan fisik, seperti lokasi hotel dan kondisi bangunan;

1.7 NILAI BARANG

Nilai barang yang dicatat untuk statistik ekspor adalah merupakan nilai *Free On Board* (FOB) sedangkan untuk statistik impor menggunakan *Cost Insurance And Freight* (CIF), dalam dollar Amerika Serikat (US \$).

1.8 SATUAN BARANG

Berat barang ekspor maupun impor adalah berat bersih yang dinyatakan dalam satuan kilogram (Kg).

1.9 NEGARA TUJUAN

Negara tujuan adalah negara tujuan akhir (*last known destination*) yang diketahui dimana barang tersebut akan dikonsumsi atau diperdagangkan.

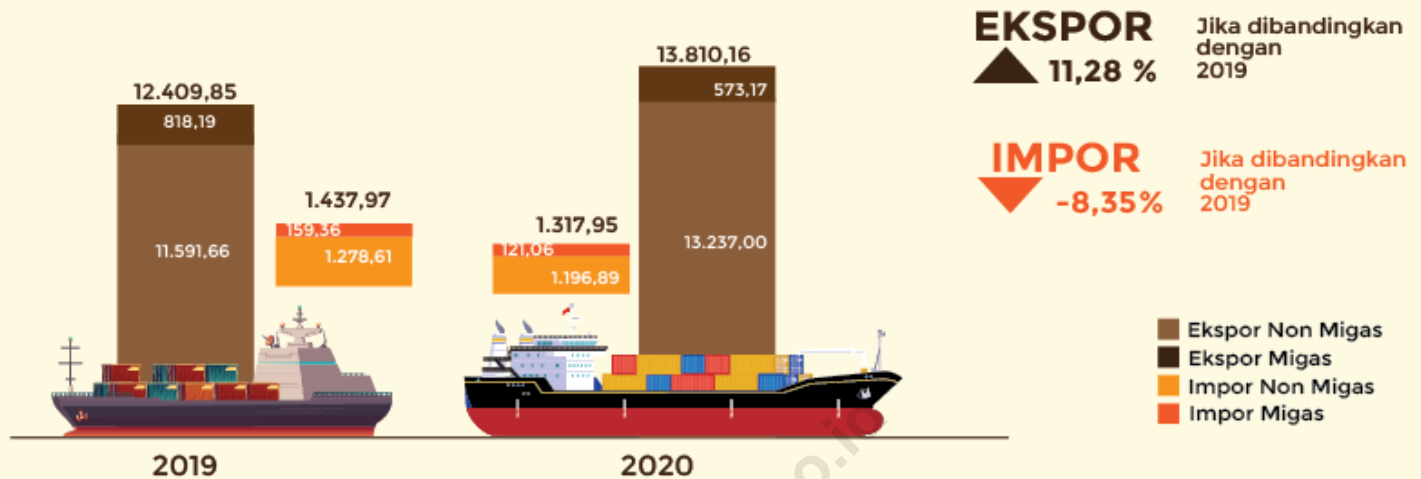
1.10 NEGARA ASAL

Negara asal adalah negara dimana barang-barang tersebut dihasilkan dan dokumennya telah diperiksa serta dinyatakan sesuai dengan peraturan yang berlaku oleh pejabat Bea dan Cukai.

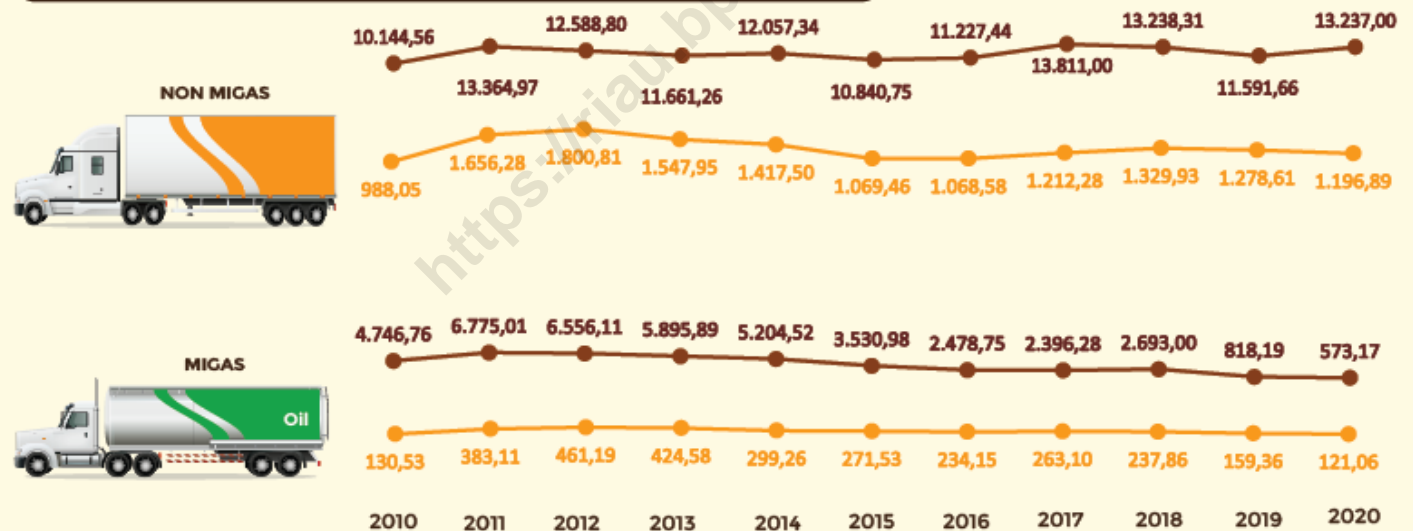
1.11 PELABUHAN EKSPOR IMPOR

Pelabuhan ekspor adalah pelabuhan dimana surat izin muat tersebut dikeluarkan. Pelabuhan impor adalah pelabuhan dimana barang-barang dibongkar dari kapal pengangkut yang berasal dari luar negeri.

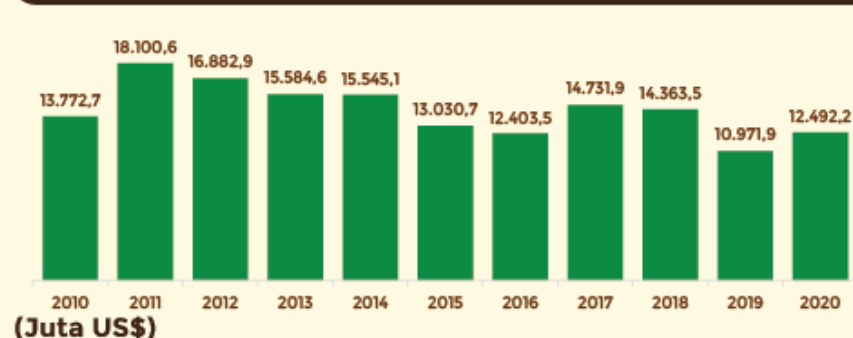
EKSPOR DAN IMPOR PROVINSI RIAU 2019 - 2020



EKSPOR-IMPOR PROVINSI RIAU 2010 - 2020



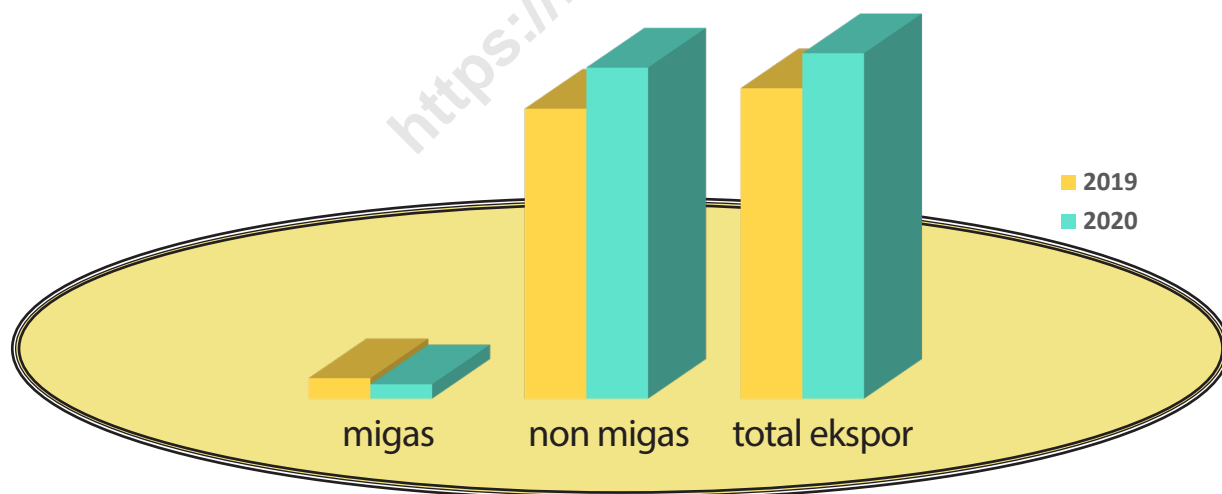
NERACA PERDAGANGAN RIAU, 2010 - 2020



2.1 EKSPOR

Selama tahun 2020 nilai ekspor Riau berdasarkan harga *Free On Board* (FOB) mencapai US\$ 13,81 miliar atau mengalami kenaikan sebesar 11,28 persen dibanding nilai ekspor tahun 2019 sebesar US\$ 12,41 miliar. Demikian juga dengan nilai ekspor non migas Riau tahun 2020 mengalami kenaikan sebesar 14,19 persen, meskipun ekspor migas mengalami penurunan sebesar 29,95 persen dibanding tahun sebelumnya. Ekspor non migas dari US\$ 11,59 miliar pada tahun 2019 menjadi US\$ 13,24 miliar pada tahun 2020, sedangkan nilai ekspor migas dari US\$ 818,19 juta tahun 2019 menjadi US\$ 573,17 juta pada tahun 2020.

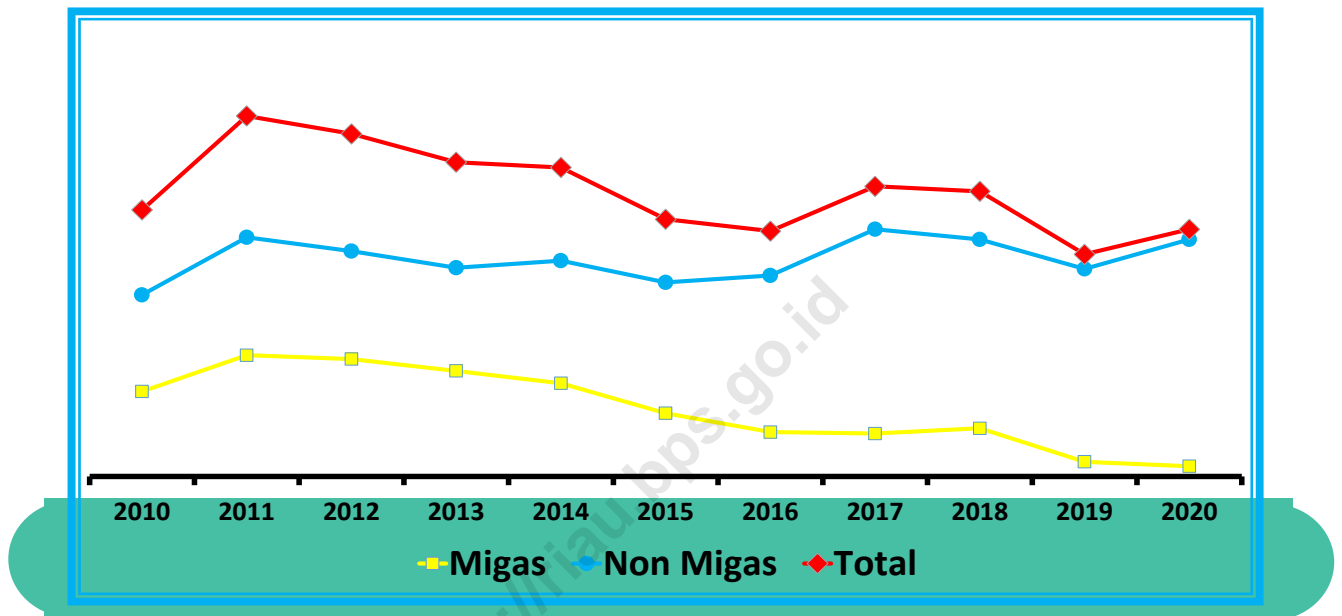
Gambar 1. Perbandingan Nilai Ekspor Riau Tahun 2019 - 2020



Selama dekade 2010-2020, perkembangan nilai ekspor Provinsi Riau secara umum cukup berfluktuatif. Tahun 2010-2011 terjadi kenaikan ekspor, dimana nilai ekspor Riau meningkat sebesar 35,25 persen, dari sebesar US\$ 14,89 miliar pada tahun 2010 meningkat menjadi US\$ 20,14 miliar pada tahun 2011. Kemudian sebaliknya terjadi penurunan cukup tajam pada periode 2011-2016, dimana terjadi penurunan mulai tahun 2012 sebesar 4,94 persen dengan nilai US\$ 19.14 miliar, terus berlanjut sampai tahun 2016 dengan nilai US\$ 13.71 miliar.

Setelah itu pada tahun 2017 naik sebesar 18,25 persen menjadi US\$ 16,21 miliar. Namun kembali turun hingga tahun 2019 dengan nilai sebesar US\$ 12,41 miliar. Pada tahun 2020 kembali meningkat sebesar 11,28 persen dengan nilai US\$ 13,81 miliar.

Gambar 2. Perkembangan Ekspor Riau
Tahun 2010 - 2020



Pertumbuhan ekspor Riau tahun 2020 dibanding tahun 2019 mengalami kenaikan sebesar 11,28 persen. Jika dilihat perkembangan dari tahun ke tahun, tingkat pertumbuhan ekspor Riau tertinggi terjadi pada tahun 2011 dengan pertumbuhan sebesar 35,25 persen, kemudian berlanjut tahun 2017 sebesar 18,25 persen, dan tahun 2020 sebesar 11,28 persen dibandingkan dengan tahun sebelumnya. Sedangkan penurunan nilai ekspor yang terbesar terjadi pada tahun 2019 sebesar 22,10 persen.

Selama tahun 2020, ekspor Riau menurut golongan barang utama (HS 2 digit) terbesar antara lain terjadi pada Lemak & Minyak Hewan/Nabati US\$ 8,32 miliar (60,21 persen), Kertas dan Karton US\$ 1,63 miliar (11,80 persen), Bubur Kayu (Pulp) US\$ 1,19 miliar (8,61 persen), dan Berbagai Produk Kimia US\$ 951,09 juta (6,89 persen). Tidak jauh berbeda pada tahun 2019, ekspor Riau menurut golongan barang utama (HS 2 digit) terbesar antara lain terjadi pada Lemak & Minyak Hewan/Nabati US\$ 6,85 miliar (55,18 persen), Kertas dan Karton US\$ 1,83 miliar (14,76 persen), Bubur Kayu (Pulp) US\$ 1,12 miliar (9,04 persen), Berbagai Produk Kimia US\$ 970,36 juta (7,82 persen), dan Minyak Mentah US\$ 521,36 juta (4,20 persen).

Tujuan ekspor Provinsi Riau sebagian besar masih ke negara-negara di kawasan Asia (67,56 persen) seperti negara Tiongkok, India, Malaysia, Pakistan, Singapura, dan lain lain. Kemudian ke negara-negara di kawasan Eropa (19,02 persen) seperti negara Belanda, Spanyol, Italia, Rusia, Perancis, dan lain lain. Selanjutnya ke negara-negara kawasan Amerika (6,69 persen), seperti negara Amerika Serikat, Brazil, Haiti, Meksiko, Peru, Kanada, dan lain lain. Kawasan Afrika (6,15 persen), seperti negara Mesir, Kenya, Tanzania, Sudan, dan lain lain, sisanya ke negara-negara di kawasan Oceania (0,32 persen) dan Australia (0,26 persen).

Dilihat dari sebaran ekspor menurut kabupaten/kota tahun 2020, Kota Dumai masih mendominasi dengan nilai ekspor sebesar US\$ 10,39 miliar (75,26 persen) dari total nilai ekspor Provinsi Riau, disusul Kabupaten Siak Sri Indrapura sebesar US\$ 2,62 miliar (19,00 persen) dan Kabupaten Indragiri Hilir US\$ 349,33 juta (2,53 persen). Selebihnya tersebar di kabupaten/kota lainnya seperti terlihat pada Tabel 5.

2.2 IMPOR

Selama tahun 2020 nilai impor Riau berdasarkan harga *Cost Insurance And Freight* (CIF) mencapai US\$ 1.32 miliar atau mengalami penurunan 8,35 persen dibanding nilai impor tahun 2019 sebesar US\$ 1,44 miliar. Demikian juga dengan nilai impor migas maupun non migas Riau tahun 2020 mengalami penurunan, dimana impor migas maupun impor non migas Riau menurun masing-masing sebesar 24,03 persen dan 6,39 persen dibanding tahun sebelumnya. Impor migas dari US\$ 159,36 juta pada tahun 2019 menjadi US\$ 121,06 juta pada tahun 2020. Sedangkan nilai impor non migas dari US\$ 1,28 miliar tahun 2019 menjadi US\$ 1,20 miliar pada tahun 2020.

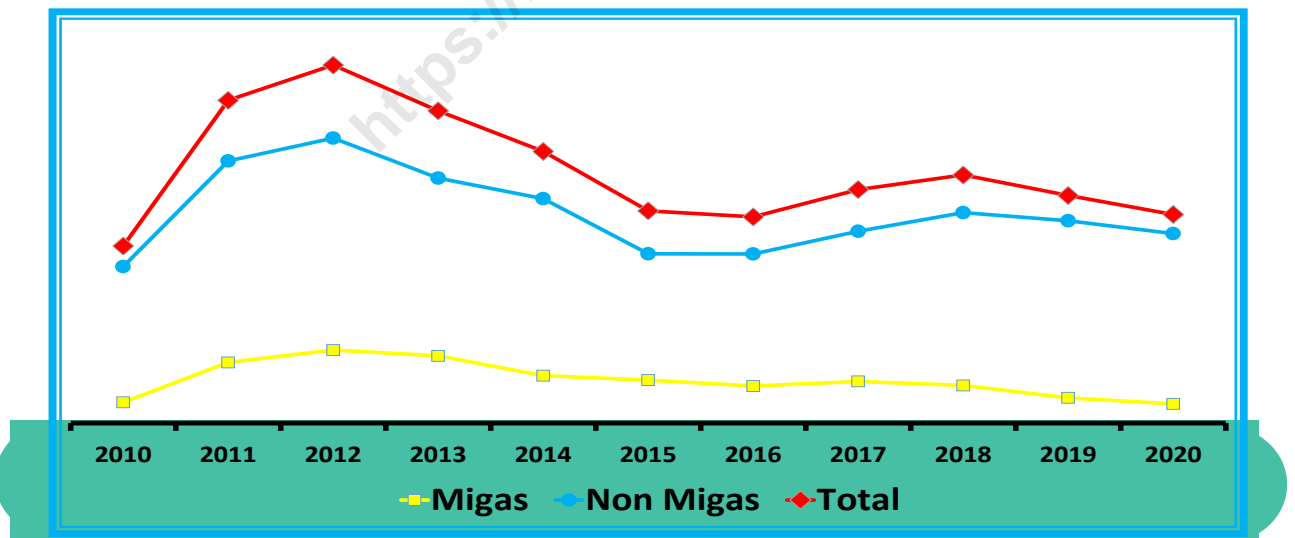
Perkembangan nilai impor Riau periode 2010-2020 cukup berfluktuasi. Pada tahun 2010 nilai impor Provinsi Riau sebesar US\$ 1,12 miliar, sampai tahun 2012 mengalami kenaikan mencapai hampir 2 kali lipatnya, yakni menjadi US\$ 2,26 miliar. Periode 2013 sampai 2016 impor Riau terus mengalami penurunan. Nilai impor pada tahun 2013 sebesar US\$ 1,97 miliar turun 12,80 persen dibanding tahun 2012. Nilai impor tahun 2014 sebesar US\$ 1,72 miliar turun sebesar 12,97 persen dibanding tahun 2013. Nilai impor tahun 2015 sebesar US\$ 1,34 miliar turun sebesar 21,89 persen dibanding tahun 2014. Dan nilai impor tahun 2016 sebesar US\$ 1,30 miliar turun sebesar 4,63 persen dibanding tahun 2015.

Tahun 2017 impor Riau meningkat dengan nilai impor sebesar US\$ 1,48 miliar atau meningkat sebesar 13,25 persen dibanding tahun 2016. Selanjutnya meningkat lagi pada tahun 2018 sebesar 6,26 persen menjadi US\$ 1,57 miliar. Pada tahun 2019 kembali turun sebesar 8,28 persen menjadi US\$ 1,44 miliar. Dan terus turun tahun 2020 sebesar 8,35 persen menjadi US\$ 1,32 miliar.

Impor Provinsi Riau tahun 2020 didominasi oleh sektor non migas, seperti mesin-mesin/pesawat mekanik, pupuk, bubur kayu (pulp), bahan kimia anorganik, bahan kimia organik, dan sebagainya dengan nilai mencapai US\$ 1,20 miliar atau sebesar 90,81 persen dari total nilai impor Provinsi Riau. Sedangkan impor migas hanya sebesar US\$ 121,06 juta (9,19 persen).

Menurut kabupaten/kota tahun 2020, impor Kabupaten Siak berada di urutan teratas dengan nilai impor sebesar US\$ 692,70 juta atau 52,56 persen, diikuti oleh Kota Dumai sebesar US\$ 396,79 juta (30,11 persen), dan Kota Pekanbaru sebesar US\$ 160,48 juta (12,18 persen). Sedangkan untuk kabupaten/kota lainnya, seperti tampak pada Tabel 15.

Gambar 3. Perkembangan Impor Riau
Tahun 2010 - 2020

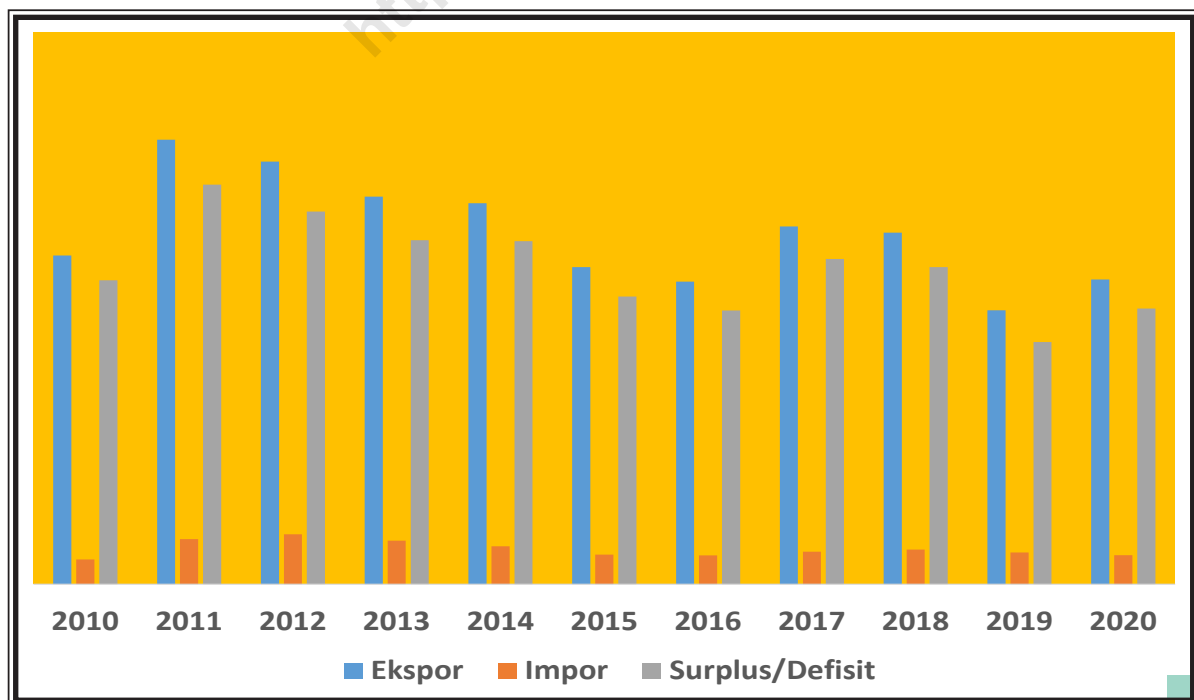


Menurut negara asal, impor Riau terutama dipasok dari negara-negara di kawasan Asia (56,39 persen), seperti: Tiongkok, Malaysia, Singapura, Thailand, Korea Selatan, dan lain lain. Diikuti oleh negara-negara di kawasan Eropa (24,01 persen) yaitu: Perancis, Swedia, Finlandia, Jerman, dan lain lain. Selanjutnya negara-negara di kawasan Amerika (14,40 persen) yaitu: Kanada, Amerika Serikat, Peru, dan lain lain, Kemudian Benua Australia (2,49 persen), kawasan Oceania (1,56 persen) dan kawasan Afrika (1,14 persen).

2.3 NERACA PERDAGANGAN

Neraca Perdagangan Provinsi Riau selama tahun 2010-2020 selalu surplus, yang artinya nilai ekspor lebih besar dari nilai impor, dengan angka surplus yang fluktuatif. Tahun 2010-2011 neraca perdagangan Riau meningkat cukup signifikan dan terbesar pada tahun 2011 dimana surplus sebesar US\$ 18,10 miliar. Periode 2012 sampai 2016 neraca perdagangan Riau surplus dengan nilai yang menurun. Neraca perdagangan Riau pada tahun 2012 surplus sebesar US\$ 16,88 miliar turun 6,73 persen dibanding tahun 2011. Neraca perdagangan tahun 2014 surplus sebesar US\$ 15,55 miliar turun sebesar 0,25 persen dibanding tahun 2013. Neraca perdagangan tahun 2015 surplus sebesar US\$ 13,03 miliar turun sebesar 16,17 persen dibanding tahun 2013. Neraca perdagangan tahun 2016 surplus sebesar US\$ 12,40 miliar turun sebesar 4,81 persen dibanding tahun 2015. Dan tahun 2017, neraca perdagangan Riau meningkat sebesar 18,77 persen dibanding tahun 2016, dengan surplus sebesar US\$ 14,73 miliar. Tahun 2018 kembali turun sebesar 2,50 persen dengan surplus sebesar US\$ 14,36 miliar, dan turun drastis pada tahun 2019 sebesar 23,61 persen dengan surplus sebesar US\$ 10,97 miliar. Kemudian pada tahun 2020 kembali naik sebesar 13,86 persen dengan surplus sebesar US\$ 12,49 miliar.

Gambar 4. Neraca Perdagangan Provinsi Riau, 2010 - 2020 (Miliar US\$)




EKSPOR DAN IMPOR PROVINSI RIAU 2020

NEGARA UTAMA TUJUAN EKSPOR



NEGARA UTAMA ASAL BARANG IMPOR



NERACA PERDAGANGAN RIAU, 2020



TABEL 1. Perkembangan Neraca Perdagangan Luar Negeri Provinsi Riau, 2010 - 2020 (Ribu US\$)

Tahun	Ekspor (FOB)	Impor (CIF)	Neraca Perdagangan
(1)	(2)	(3)	(4)
2010	14.891.323,60	1.118.575,70	13.772.747,90
2011	20.139.981,40	2.039.386,60	18.100.594,80
2012	19.144.904,70	2.261.998,50	16.882.906,20
2013	17.557.157,09	1.972.524,97	15.584.632,12
2014	17.261.858,75	1.716.762,64	15.545.096,11
2015	14.371.733,95	1.340.991,42	13.030.742,53
2016	13.706.183,37	1.302.727,54	12.403.455,83
2017	16.207.279,35	1.475.382,80	14.731.896,55
2018	15.931.308,12	1.567.789,13	14.363.518,99
2019	12.409.847,71	1.437.967,19	10.971.880,53
2020	13.810.161,14	1.317.953,09	12.492.208,05

Sumber : BPS Provinsi Riau

TABEL 2. Ekspor Bulanan Provinsi Riau, 2019 - 2020 (Ribu US\$)

Bulan	2019	2020	Perkembangan Tahunan
			(YoY) (%)
(1)	(2)	(3)	(4)
JANUARI	988.974,07	1.069.904,07	8,18
FEBRUARI	930.412,87	1.116.026,15	19,95
MARET	970.973,34	1.052.405,01	8,39
APRIL	975.358,63	920.542,13	(5,62)
MEI	1.030.333,70	955.125,13	(7,30)
JUNI	804.106,65	981.064,55	22,01
JULI	1.201.278,42	1.123.452,87	(6,48)
AGUSTUS	1.007.650,33	1.136.398,55	12,78
SEPTEMBER	1.037.588,61	1.200.422,37	15,69
OKTOBER	1.082.182,24	1.321.782,77	22,14
NOVEMBER	1.045.656,48	1.430.424,66	36,80
DESEMBER	1.335.332,38	1.502.612,91	12,53
JUMLAH	12.409.847,71	13.810.161,14	11,28

Sumber : BPS Provinsi Riau

TABEL 3. Perkembangan Ekspor Migas Dan Non Migas Provinsi Riau, 2010 - 2020 (Ribu US)

Tahun	Migas	Non Migas	Total
(1)	(2)	(3)	(4)
2010	4.746.759,50	10.144.564,10	14.891.323,60
2011	6.775.013,70	13.364.967,70	20.139.981,40
2012	6.556.107,80	12.588.796,86	19.144.904,66
2013	5.895.893,47	11.661.263,62	17.557.157,09
2014	5.204.520,06	12.057.338,69	17.261.858,75
2015	3.530.979,82	10.840.754,12	14.371.733,95
2016	2.478.745,00	11.227.438,37	13.706.183,37
2017	2.396.275,28	13.811.004,07	16.207.279,35
2018	2.693.001,34	13.238.306,77	15.931.308,12
2019	818.192,01	11.591.655,70	12.409.847,71
2020	573.165,52	13.236.995,62	13.810.161,14

Sumber : BPS Provinsi Riau

TABEL 4. Ekspor Provinsi Riau Menurut Kelompok Barang, 2019 - 2020

Kelompok Barang	2019		2020	
	Volume (Ribuan Kg)	Nilai (Ribuan US\$)	Volume (Ribuan Kg)	Nilai (Ribuan US\$)
(1)	(2)	(3)	(4)	(5)
Migas	1.729.886,69	818.192,01	1.827.154,79	573.165,52
Minyak Mentah	1.168.974,71	521.362,41	935.959,52	284.430,72
Hasil Minyak	560.911,98	296.829,60	891.195,27	288.734,80
Gas Alam	0,00	0,00	0,00	0,00
Non Migas	23.320.606,75	11.591.655,70	23.545.863,88	13.236.995,62
Hasil Pertanian	1.280.279,57	115.413,28	1.727.052,33	202.051,72
Hasil Industri	22.040.327,18	11.476.242,42	21.818.811,55	13.034.943,90
Hasil Tambang	0,00	0,00	0,00	0,00
RIAU	25.050.493,44	12.409.847,71	25.373.018,67	13.810.161,14

Sumber : BPS Provinsi Riau

TABEL 5. Ekspor Provinsi Riau Menurut Golongan Barang HS 2 Diji, 2019 - 2020

Golongan Barang	2019		2020	
	Volume (RibU Kg)	Nilai (RibU US\$)	Volume (RibU Kg)	Nilai (RibU US\$)
(1)	(2)	(3)	(4)	(5)
Migas	1.729.886,69	818.192,01	1.827.154,79	573.165,52
Minyak Mentah	1.168.974,71	521.362,41	935.959,52	284.430,72
Bahan Bakar Mineral (27)	1.168.974,71	521.362,41	935.959,52	284.430,72
Hasil Minyak	560.911,98	296.829,60	891.195,27	288.734,80
Bahan Bakar Mineral (27)	560.911,98	296.829,60	891.195,27	288.734,80
Non Migas	23.320.606,75	11.591.655,70	23.545.863,88	13.236.995,62
Hasil Pertanian	1.280.279,57	115.413,28	1.727.052,33	202.051,72
Bahan-bahan Nabati (14)	1.012.245,99	67.902,46	1.425.979,74	137.084,68
Buah-buahan (08)	257.406,28	41.529,04	290.706,37	59.569,45
Ikan dan Udang (03)	8.000,11	5.108,06	7.894,24	4.758,88
Biji-bijian Berminyak (12)	15,12	410,30	15,95	340,51
Sayuran (07)	1.636,46	156,09	2.240,65	265,75
Kopi, Teh, Rempah-rempah (09)	170,29	50,02	66,98	12,58
Lak,Getah, dan Damar (13)	122,00	8,90	135,00	10,52
Susu, Mentega, Telur (04)	1,82	5,90	13,20	9,26
Pohon Hidup, dan Bunga Potong (06)	681,50	242,51	0,20	0,07

Sumber : BPS Provinsi Riau

LANJUTAN TABEL 5.

Golongan Barang	2019		2020	
	Volume (RibU Kg)	Nilai (RibU US\$)	Volume (RibU Kg)	Nilai (RibU US\$)
(1)	(2)	(3)	(4)	(5)
Non Migas	23.320.606,75	11.591.655,70	23.545.863,88	13.236.995,62
Hasil Industri	22.040.327,18	11.476.242,42	21.818.811,55	13.034.943,90
Lemak & Minyak Hewan /Nabati (15)	13.224.065,33	6.847.762,49	12.601.588,38	8.315.591,01
Kertas dan Karton (48)	2.423.471,65	1.831.154,74	2.561.941,21	1.629.836,64
Bubur Kayu (Pulp) (47)	2.383.121,64	1.121.256,58	2.877.950,99	1.189.738,65
Berbagai Produk Kimia (38)	1.711.914,42	970.355,05	1.367.850,77	951.092,26
Bahan Kimia Organik (29)	167.771,67	118.919,44	355.540,76	254.827,72
Ampas dan Sisa Industri Makanan (23)	1.787.965,44	181.678,24	1.661.525,62	220.059,64
Berbagai Makanan Olahan (21)	88.905,72	124.438,44	111.160,12	168.175,26
Serat Stapel Buatan (55)	99.850,47	131.286,30	134.489,60	138.399,03
Tembakau (24)	1.873,97	68.202,69	1.900,52	69.895,39
Perabot, Penerangan Rumah (94)	820,86	2.196,48	9.071,09	28.134,53
Buah-buahan (08)	20.916,39	15.453,87	31.842,95	19.919,09
Kayu, Barang dari Kayu (44)	48.847,61	18.971,89	42.325,85	16.491,08
Hasil Penggilingan (11)	12.841,19	8.153,49	11.260,99	10.627,86
Minuman (22)	25.591,73	26.276,69	10.644,71	9.029,55
Olahan dari Buah-buahan/Sayuran (20)	8.304,41	4.945,47	7.332,31	7.155,93
Hasil Industri Lainnya	34.064,67	5.190,56	32.385,68	5.970,25
R I A U	25.050.493,44	12.409.847,71	25.373.018,67	13.810.161,14

Sumber : BPS Provinsi Riau

TABEL 6. Ekspor Provinsi Riau Menurut Kabupaten/Kota Dan Pelabuhan Muat, 2019 - 2020

Kabupaten/Kota Pelabuhan Muat	2019		2020	
	Volume (Ribuan Kg)	Nilai (Ribuan US\$)	Volume (Ribuan Kg)	Nilai (Ribuan US\$)
(1)	(2)	(3)	(4)	(5)
Indragiri Hulu	11.542,18	4.232,22	27.602,77	13.667,87
Rengat	11.542,18	4.232,22	27.602,77	13.667,87
Indragiri Hilir	560.151,86	303.961,99	525.963,99	349.331,30
Sungai Guntung	367.505,16	216.464,95	328.821,26	259.480,60
Kuala Enok	98.927,59	42.367,52	56.583,88	32.302,26
Pulau Kijang	819,00	2.195,44	9.071,09	28.134,53
Kuala Gaung	57.111,75	9.807,97	112.318,61	22.374,69
Tembilahan	35.788,36	33.126,11	19.169,15	7.039,22
Siak Sri Indrapura	4.930.333,03	2.873.285,60	5.271.130,09	2.623.749,51
Buatan	2.759.337,44	1.397.733,19	2.933.138,61	1.298.002,47
Perawang	1.836.298,31	1.449.369,18	1.940.253,79	1.281.940,64
Siak Sri Indrapura	334.697,29	26.183,23	397.737,69	43.806,40
Bengkalis	470.292,64	249.652,33	889.692,55	399.819,13
Sungai Pakning	459.870,00	248.137,28	819.074,00	389.204,21
Bengkalis	2.296,55	444,94	63.261,35	9.894,19
Tanjung Medang	8.126,09	1.070,10	7.357,20	720,73

Sumber : BPS Provinsi Riau

LANJUTAN TABEL 6.

Kabupaten/Kota Pelabuhan Muat	2019		2020	
	Volume (Ribu Kg)	Nilai (Ribu US\$)	Volume (Ribu Kg)	Nilai (Ribu US\$)
(1)	(2)	(3)	(4)	(5)
Rokan Hilir	4.538,00	4.393,53	3.559,69	2.980,73
Panipahan	4.528,96	4.389,35	3.467,24	2.914,10
Bagan Siapi Api	9,04	4,18	92,45	66,63
Kepulauan Meranti	48.041,77	7.315,59	41.183,91	6.652,12
Selat Panjang	48.041,77	7.315,59	41.183,91	6.652,12
Pekanbaru	144.421,97	13.770,39	116.787,95	20.228,81
Pekanbaru (Rumbai)	137.080,89	8.498,42	102.777,22	10.179,58
Pekanbaru	6.820,30	5.083,10	13.930,09	10.020,17
Simpang Tiga (U)	520,77	188,87	80,64	29,06
Dumai	18.881.171,98	8.953.236,06	18.497.097,73	10.393.731,67
Dumai	18.881.171,98	8.953.236,06	18.497.097,73	10.393.731,67
JUMLAH	25.050.493,44	12.409.847,71	25.373.018,67	13.810.161,14

Sumber : BPS Provinsi Riau

TABEL 7. Ekspor Provinsi Riau Menurut Kawasan 2019-2020

Kawasan	2019		2020	
	Volume (Ribu Kg)	Nilai (Ribu US\$)	Volume (Ribu Kg)	Nilai (Ribu US\$)
(1)	(2)	(3)	(4)	(5)
ASIA	17.370.977,98	8.546.761,99	17.994.834,71	9.330.381,93
EROPA	4.815.993,37	2.313.769,19	4.586.817,27	2.626.731,90
AMERIKA	1.080.835,27	694.501,41	1.237.793,14	923.404,95
AFRIKA	1.428.634,55	780.893,09	1.270.800,95	849.345,27
AUSTRALIA & OCEANIA	354.052,27	73.922,03	282.772,60	80.297,09
JUMLAH	25.050.493,44	12.409.847,71	25.373.018,67	13.810.161,14

Sumber : BPS Provinsi Riau

TABEL 8. Ekspor Provinsi Riau ke Kawasan Asia, 2019 - 2020

Negara Tujuan	2019		2020	
	Volume (Ribuan Kg)	Nilai (Ribuan US\$)	Volume (Ribuan Kg)	Nilai (Ribuan US\$)
(1)	(2)	(3)	(4)	(5)
Tiongkok	4.423.251,02	2.180.604,76	5.005.230,29	2.383.769,32
India	3.126.877,66	1.526.182,81	2.968.457,36	1.774.367,65
Malaysia	1.455.165,20	752.136,19	1.658.775,56	816.604,21
Pakistan	1.016.691,50	557.727,71	1.104.919,98	739.524,00
Singapura	917.288,46	510.493,01	1.100.768,92	592.320,57
Vietnam	511.353,77	282.245,07	676.062,17	468.156,44
Bangladesh	875.233,61	438.400,77	697.078,38	410.148,00
Korea Selatan	1.245.684,70	571.230,89	874.684,23	390.222,69
Filipina	324.847,53	214.667,23	512.707,28	359.965,74
Jepang	1.058.436,64	263.322,76	1.437.724,27	314.588,02
Myanmar	559.578,14	313.588,07	401.619,59	261.225,36
Turki	391.411,46	218.232,79	384.539,44	232.668,47
Saudi Arabia	314.132,76	120.203,08	253.731,45	106.998,52
Uni Emirat Arab	280.049,14	157.490,37	203.694,24	106.576,13
Thailand	251.158,83	55.271,38	320.679,96	103.526,81
Oman	149.101,50	80.623,04	109.118,64	74.870,52
ASIA LAINNYA	470.716,06	304.342,05	285.042,95	194.849,49
JUMLAH	17.370.977,98	8.546.761,99	17.994.834,71	9.330.381,93

Sumber : BPS Provinsi Riau

TABEL 9. Ekspor Provinsi Riau ke Kawasan Eropa, 2019 - 2020

Negara Tujuan	2019		2020	
	Volume (Ribu Kg)	Nilai (Ribu US\$)	Volume (Ribu Kg)	Nilai (Ribu US\$)
(1)	(2)	(3)	(4)	(5)
Belanda	2.184.362,12	849.408,65	1.747.025,08	774.711,08
Spanyol	685.759,42	369.428,07	728.832,85	474.971,74
Italia	550.369,37	293.857,78	729.371,82	462.902,60
Rusia	465.923,47	252.149,33	451.337,24	300.810,67
Perancis	181.571,52	93.098,56	225.626,86	136.968,15
Ukraina	163.436,77	86.449,74	157.052,25	100.683,38
Estonia	79.836,37	43.428,88	140.646,71	97.618,34
Yunani	114.288,20	78.300,69	100.696,96	72.047,39
Belgia	105.829,74	64.822,44	73.649,74	48.953,99
Inggris	61.571,67	47.376,20	58.967,01	39.629,65
Jerman	67.387,14	43.252,89	48.119,23	33.908,25
Latvia	47.020,96	23.454,48	30.498,01	20.529,78
Polandia	5.378,77	4.454,35	25.509,68	17.819,05
Kroasia	13.257,21	10.396,67	21.269,07	14.321,16
Georgia	9.666,06	5.248,44	13.495,83	9.009,69
Slovenia	18.477,66	12.701,38	12.518,19	7.369,03
EROPA LAINNYA	61.856,94	35.940,64	22.200,73	14.477,96
JUMLAH	4.815.993,37	2.313.769,19	4.586.817,27	2.626.731,90

Sumber : BPS Provinsi Riau

TABEL 10. Ekspor Provinsi Riau ke Kawasan Amerika, 2019 - 2020

Negara Tujuan	2019		2020	
	Volume (Ribu Kg)	Nilai (Ribu US\$)	Volume (Ribu Kg)	Nilai (Ribu US\$)
(1)	(2)	(3)	(4)	(5)
Amerika Serikat	691.234,77	445.215,82	680.684,24	525.360,31
Brazil	113.474,31	70.679,52	278.484,88	204.344,03
Haiti	83.949,10	45.679,83	90.841,51	63.184,66
Meksiko	92.562,84	58.118,25	85.668,00	58.129,18
Peru	9.845,93	7.428,74	27.888,51	21.093,38
Kanada	31.958,54	24.458,65	22.557,39	15.697,65
Guatemala	8.667,03	6.627,87	14.115,57	9.718,70
Ekuador	9.626,77	7.471,13	5.691,39	3.928,37
Chili	5.957,85	4.656,95	6.293,27	3.893,37
Honduras	5.533,10	3.516,51	5.087,42	3.411,56
Trinidad & Tobago	2.285,10	2.146,30	3.810,51	3.357,26
Jamaica	3.774,72	1.942,23	2.957,42	2.090,44
Rep Dominica	4.212,52	3.249,02	2.980,34	2.029,30
Costa Rica	3.222,75	2.248,85	3.455,65	2.027,70
El Salvador	3.681,13	2.653,71	1.574,56	978,39
AMERIKA LAINNYA	10.848,81	8.408,02	5.702,47	4.160,64
JUMLAH	1.080.835,27	694.501,41	1.237.793,14	923.404,95

Sumber : BPS Provinsi Riau

TABEL 11. Ekspor Provinsi Riau ke Kawasan Afrika, 2019 - 2020

Negara Tujuan	2019		2020	
	Volume (Ribuan Kg)	Nilai (Ribuan US\$)	Volume (Ribuan Kg)	Nilai (Ribuan US\$)
(1)	(2)	(3)	(4)	(5)
Mesir	662.740,25	350.196,92	607.039,05	405.332,52
Kenya	74.979,52	43.894,68	226.532,88	159.032,89
Tanzania	208.592,09	108.403,35	109.466,01	65.448,68
Sudan	53.328,13	27.690,71	60.193,34	42.330,41
Aljazair	53.756,39	26.999,06	48.744,47	30.703,41
Afrika Selatan	34.522,25	19.346,13	42.233,83	27.961,39
Djibouti	35.101,19	18.657,27	43.274,07	27.409,45
Togo	5.105,90	3.937,67	23.901,44	16.155,11
Liberia	20.855,70	12.146,38	19.300,52	14.211,06
Nigeria	64.872,81	40.311,50	22.300,86	12.666,08
Mozambique	44.673,97	23.155,44	12.735,81	8.049,19
Ghana	78.720,89	45.284,67	10.567,77	7.869,49
Pantai Gading	29.559,08	17.711,33	9.820,66	6.907,07
Tunisia	9.788,77	5.351,63	4.433,04	3.364,36
Benin	3.671,89	2.909,47	4.809,18	3.196,80
Angola	6.526,49	5.373,49	3.938,47	2.999,83
AFRIKA LAINNYA	6.526,49	5.373,49	3.938,47	2.999,83
JUMLAH	1.428.634,55	780.893,09	1.270.800,95	849.345,27

Sumber : BPS Provinsi Riau

TABEL 12. Ekspor Provinsi Riau ke Kawasan Australia & Oceania, 2019 - 2020

Negara Tujuan	2019		2020	
	Volume (Ribu Kg)	Nilai (Ribu US\$)	Volume (Ribu Kg)	Nilai (Ribu US\$)
(1)	(2)	(3)	(4)	(5)
AUSTRALIA	52.086,58	29.195,35	61.148,41	36.271,39
Australia	52.086,58	29.195,35	61.148,41	36.271,39
OCEANIA	301.965,69	44.726,68	221.624,19	44.025,70
Selandia Baru	300.161,01	43.261,62	218.693,47	41.906,97
Kaledonia Baru	971,22	791,76	921,63	678,19
Fiji	19,36	17,51	1.071,98	670,71
Guam	213,13	208,86	204,73	204,34
Samoa	206,32	176,98	227,27	173,76
OCEANIA LAINNYA	394,65	269,95	505,11	391,73
JUMLAH	354.052,27	73.922,03	282.772,60	80.297,09

Sumber : BPS Provinsi Riau

TABEL 13. Perkembangan Ekspor Provinsi Riau Menurut Kabupaten/Kota Dan Pelabuhan Muat, 2019 - 2020 (Ribu US)

Kabupaten/Kota Pelabuhan Muat	2019	2020	Perkembangan (%)
(1)	(2)	(3)	(4)
Indragiri Hulu	4.232,22	13.667,87	222,95
Rengat	4.232,22	13.667,87	222,95
Indragiri Hilir	303.961,99	349.331,30	14,93
Sungai Guntung	216.464,95	259.480,60	19,87
Kuala Enok	42.367,52	32.302,26	(23,76)
Pulau Kijang	2.195,44	28.134,53	1.181,50
Kuala Gaung	9.807,97	22.374,69	128,13
Tembilahan	33.126,11	7.039,22	(78,75)
Siak Sri Indrapura	2.873.285,60	2.623.749,51	(8,68)
Buatan	1.397.733,19	1.298.002,47	(7,14)
Perawang	1.449.369,18	1.281.940,64	(11,55)
Siak Sri Indrapura	26.183,23	43.806,40	67,31
Bengkalis	249.652,33	399.819,13	60,15
Sungai Pakning	248.137,28	389.204,21	56,85
Bengkalis	444,94	9.894,19	2.123,72
Tanjung Medang	1.070,10	720,73	(32,65)

Sumber : BPS Provinsi Riau

LANJUTAN TABEL 13.

Kabupaten/Kota Pelabuhan Muat	2019	2020	Perkembangan (%)
(1)	(3)	(4)	(5)
Rokan Hilir	4.393,53	2.980,73	(32,16)
Panipahan	4.389,35	2.914,10	(33,61)
Bagan Siapi Api	4,18	66,63	1.493,98
Kepulauan Meranti	7.315,59	6.652,12	(9,07)
Selat Panjang	7.315,59	6.652,12	(9,07)
Pekanbaru	13.770,39	20.228,81	46,90
Pekanbaru (Rumbai)	8.498,42	10.179,58	19,78
Pekanbaru	5.083,10	10.020,17	97,13
Simpang Tiga (U)	188,87	29,06	(84,61)
Dumai	8.953.236,06	10.393.731,67	16,09
Dumai	8.953.236,06	10.393.731,67	16,09
JUMLAH	12.409.847,71	13.810.161,14	11,28

Sumber : BPS Provinsi Riau

TABEL 14. Ekspor Provinsi Riau Menurut *Harmonized System (HS)* 2017 Dan Komoditas, Tahun 2020

Kode HS	Komoditas	Volume (Ribuan Kg)	Nilai (Ribuan US \$)
(1)	(2)	(3)	(4)
15111000	Crude palm oil	3.782.554,65	2.488.882,24
15119037	Liquid fractions of refined palm oil, with iodine value 55 or more but less than 60	3.715.473,33	2.481.216,57
15119020	Refined palm oil	2.678.895,76	1.752.200,17
15119031	Solid fractions of refined palm oil, with iodine value 30 or more, but less than 40	865.983,96	579.812,18
15132995	Palm kernel oil, RBD	484.879,14	369.046,46
15119039	Liquid fractions of refined palm oil, in packing of a net weight exceeding 25 kg, with iodine value more than 60	228.177,96	148.142,03
15132110	Crude oil of palm kernel	144.770,32	116.143,18
15119032	Solid fractions of refined palm oil, with iodine value exceeding 40	157.715,75	101.877,11
15132991	Solid fractions of refined palm kernel oil, not chemically modified	89.889,04	82.225,72
15200010	Crude glycerol	267.531,07	56.938,54
15132994	Palm kernel olein, refined, bleached and deodorized (RBD)	71.727,81	51.218,07
15131990	Coconut (copra) oil and its fractions, not chemically modified, oth than crude oil and oth than 15131910	43.385,29	41.620,24
15179069	Oth liquid mixtures or preparations of vegetable fats or oils or of their fractions, oth than 15179061-68	34.999,70	25.974,78
15220090	Residues resulting from the treatment of fatty substances or animal or vegetable waxes	17.310,10	6.716,76
15131100	Crude oil of coconut (copra) oil	6.895,87	5.826,83
15132913	Unsolid fractions of unrefined palm kernel oil (palm kernel oil), not chemically modified	5.999,82	4.154,88
15119049	Solid fractions of unrefined palm oil, with packing of a net weight >25 kg	4.198,82	2.769,67
15179090	oth mixtures or preparations of animal fats or oils or of their fractions, nec in 151790	1.199,98	825,59

Sumber : BPS Provinsi Riau

LANJUTAN TABEL 14.

Kode HS	Komoditas	Volume (Ribukg)	Nilai (Ribukg)
(1)	(2)	(3)	(4)
48025690	Oth paper&paperboard of a kind used for writing,printing&oth graphic purposes, oth thn multy-ply paper	1.054.356,01	657.593,28
48030090	Toilet/facial tissue stock, towel or napkin stock and similar paper of oth than of cellulose	482.742,08	433.190,92
48025590	Oth paper and paperboard of a kind used for writing, printing and other graphic purposes, other than multi-ply paper	607.412,27	310.037,76
48025790	Oth paper&paperboard used for writing, printing and other graphic purposes, oth thn multi-ply paper	344.532,77	183.250,77
48025891	Oth fancy paper&paperboard used for writing, printing & oth graphic purposes,weighing >150g/m2 but < 225g/m2	23.213,41	15.578,27
48025899	Oth fancy paper&paperboard used for writing, printing & oth graphic purposes,weighing <150g/m2 but > 225g/m2	14.630,87	9.609,63
48051990	Fluting paper other than semichemical and straw, other than weighing more than 150 g/m2 but less than 225 g/m2	25.999,62	8.533,61
48182000	Handkerchiefs, cleansing or facial tissues and towels	5.546,03	7.637,36
48181000	Toilet paper	3.069,30	4.036,83
48202000	Exercise books	164,80	168,74
48189000	Cellulose wadding or webs of cellulose fibres, oth thn hs code 4818.10.00 - 4818.50.00	128,44	151,59
48051910	Fluting paper other than semichemical and straw, weighing more than 150 g/m2 but less than 225 g/m2	145,61	47,88
47032900	Chemical wood pulp, soda or sulphate, other than dissolving grades, semibleached or bleached from Nonconiferous	1.986.185,86	788.706,39
47020000	Chemical wood pulp, dissolving grades.	852.085,13	383.098,34
47031900	Chemical wood pulp, soda or sulphate, other than dissolving grades, unbleached from Nonconiferous	39.680,00	17.933,92

Sumber : BPS Provinsi Riau

LANJUTAN TABEL 14.

Kode HS	Komoditas	Volume (Ribuan Kg)	Nilai (Ribuan US \$)
(1)	(2)	(3)	(4)
38231990	Other industrial monocarboxylic fatty acids, acid oils from refining	417.988,07	309.981,28
38231920	Industrial monocarboxylic fatty acids, acid oils from refining, other, Palm fatty acid distillate	396.928,68	237.771,30
38231910	Industrial monocarboxylic fatty acids, acid oils from refining, other, acid oils from refining	264.293,68	160.652,84
38237090	Industrial fatty alcohols other than in the form of wax	130.978,46	137.749,17
38249991	Naphthenic acids, their water insoluble salts and their esters	34.818,52	36.011,40
38231100	Stearic acid	24.027,48	17.638,26
38231930	Industrial monocarboxylic fatty acids, acid oils from refining other Palm kernel fatty acid distillate	30.459,37	17.057,20
38231200	Oleic acid	19.099,64	16.713,08
38260021	Biodiesel, not contain petroleum oil, Coconut methyl ester (CME), With ester alkyl content 96.5% or more but <98 %	15.999,75	11.557,06
38260022	Biodiesel, not containing petroleum oil, Coconut methyl ester (CME), With ester alkyl content exceeding 98 %	6.999,08	5.431,29
38029020	Activated clays or activated earths	2.450,00	473,25
38021000	Activated carbon	24,00	32,35
38256900	Other wastes from chemical or allied industries other mainly containing organic constituents	23.784,04	23,78
27090010	Crude petroleum oils	935.959,52	284.430,72
27101941	Lubricating oil basestock	283.332,67	182.692,34
27131100	Petroleum coke, not calcined	369.607,53	52.803,57
27139000	Other residues of petroleum oils or of oils obtained from bituminous minerals	115.115,66	40.126,83
27101971	Automotive diesel fuel	123.139,40	13.112,06

Sumber : BPS Provinsi Riau

LANJUTAN TABEL 14.

Kode HS	Komoditas	Volume (Ribukg)	Nilai (Ribukg US \$)
(1)	(2)	(3)	(4)
29159020	Lauric acid, myristic acid, their salts & esters	165.942,34	124.123,53
29159090	Saturated acyclic monocarboxylic acids&their anhydrides,halides,peroxides&peroxyacids,oth than HS 2915.11.00-2915.90.40	62.735,63	62.425,36
29054500	Glycerol	108.103,30	45.581,75
29159040	Capric acid, its salts & esters	3.150,16	5.210,01
29051700	Dodecan-1-ol (lauryl alcohol), hexadecan-1-ol (cetyl alcohol) & octadecan-1-ol (stearyl alcohol)	3.780,86	4.548,31
29157010	Palmitic acid, its salts & esters	5.707,86	4.474,28
29159030	Caprylic acid, its salts & esters	2.949,98	3.775,66
29051600	Octanol (octyl alcohol) & isomers thereof	968,72	1.813,47
29157020	Stearic acid	1.549,88	1.626,88
29051900	Other Saturated monohydric alcohols, other than hs 2905.11.00 to 2905.17.00	652,02	1.248,47
23066010	Palm nuts or kernels, ground or in the form of pellets	1.247.074,26	154.328,63
23066090	Palm nuts or kernels, oth than ground or in the form of pellets	352.380,54	56.965,28
23065000	Of coconut or copra	26.220,82	4.750,95
23069090	oth than maize (corn) germ	35.850,00	4.014,79
21069099	Other Food preparations not elsewhere specified or included, oth than HS 21069091 - 21069098	105.652,93	152.590,90
21069055	oth, composite concentrates for simple dilution with water to make beverages	5.498,26	15.579,38
21021000	Active yeasts	7,93	3,97
21039011	Chilli sauce	1,00	1,02
55041000	Fibres, artificial staple fibres, of viscose, not carded, combed or otherwise processed for spinning	130.896,91	132.893,86
55101100	Containing 85 % or more by weight of artificial staple fibres, single yarn	3.592,69	5.505,17
14049020	Vegetable products nec or included of a kind used primarily in tanning or dyeing, oth than cotton linters	411,46	119,68
14049091	Palm kernel shells	1.425.568,28	136.965,01

Sumber : BPS Provinsi Riau

LANJUTAN TABEL 14.

Kode HS	Komoditas	Volume (RibU Kg)	Nilai (RibU US \$)
(1)	(2)	(3)	(4)
08011990	Coconuts, oth desiccated, or dried, In the inner shell (endocarp), oth young coconut	277.997,52	54.137,06
08011100	Coconuts, desiccated and dried	31.842,95	19.919,09
08045030	Mangosteens, fresh or dried	10.653,67	4.874,49
08028000	Areca nuts	856,58	280,67
08029000	Oth nuts, ot Almonds, Hazelnuts,Walnuts,Chesnuts ,Pistachios,Macadamia nuts,Kola nuts, fresh/dried, won shelled/peeled	359,00	140,36
08011200	Coconuts In the inner shell (endocarp)	491,50	80,52
08055020	Limes (Citrus aurantifolia, Citrus latifolia), fresh or dried	169,97	25,69
08039090	Bananas, including plantains, fresh or dried, oth than lady"s finger banana	46,26	7,33
08072000	Papaws (papayas), fresh	58,00	6,93
08109092	Dragon fruit, fresh	8,01	4,00
08031000	Bananas, including plantains, fresh or dried	8,40	3,78
08109094	Pomegranate, soursop/sweetsops, bell fruit, marian plum, passion fruit, cottonfruit, jujube and tampoi or rambai	15,78	2,93
08106000	Durians, fresh	16,20	1,93
08109091	Salacca (snake fruit), fresh	7,80	1,49
08044000	Avocados, fresh or dried	10,08	1,34
08109050	Jackfruit (including Cempedak and Nangka), fresh	7,50	0,90
08045020	Mangoes, fresh or dried	0,10	0,01
24022090	Cigarettes containing tobacco, oth than beedies and clove cigarettes	1.900,52	69.895,39
94034000	Wooden furniture of a kind used in the kitchen	9.071,09	28.134,53
44123100	Oth plywood,consis solely sheets of wood(exc bamboo),each ply <= 6 mm thick,w/at least one outer ply of tropical wood	8.862,55	6.974,15
44029010	Wood charcoal of coconut shell, whether or not agglomerated.	15.435,00	6.015,04

Sumber : BPS Provinsi Riau

LANJUTAN TABEL 14.

Kode HS	Komoditas	Volume (Ribukg)	Nilai (Ribukg US \$)
(1)	(2)	(3)	(4)
44029090	Wood charcoal other of coconut shell, whether or not agglomerated.	15.112,00	1.597,21
44092900	Other than of bamboo&tropical wood cotinuously shaped along any of its edgee,ends/faces,won planed,sanded or end-jointed	1.946,15	1.213,73
44129400	Oth plywood,consis solely of sheets of wood(oth thn bamboo),each ply >6 mm thickness,Blockboard,laminboard & battenboard	641,21	397,38
44123400	Oth ply,exc bamboo,each ply < 6 mm thick,oth,w/ at least one outer ply nonconiferous not specified subhead 4412.33	184,18	210,05
44072996	Tropical wood, of rubber (Hevea brasiliensis), planed, sanded or end-jointed	144,26	82,97
44219999	Other articles of wood, other than of bamboo other than HS 4421.99.10-96	0,50	0,55
11063000	Flour, meal and powder of the products of Chapter 8	2.481,95	9.229,75
11062020	Flour, meal and powder of sago	8.779,04	1.398,11
22021090	oth than sparkling mineral waters or aerated waters, flavoured	6.826,50	6.873,85
22019090	oth ice and snow	3.818,21	2.155,69
20082090	Pineapples, othwise prepared/preserved, not in airtight containers for retail sale	6.855,04	6.334,73
20094900	oth pineapple juice	477,00	821,07
20051010	Homogenis vegetabl in airtightcontainer not frozn,not prep/presrv by vinegar/ace, retail	0,27	0,14
03028919	Oth Marine fish, nec in heading 0302891, fresh/ chilled,excl fillets, fish meat of 0304,edible fish offal of 030291-299	6.115,94	3.608,04
03038919	Oth marine fish, frozen, excl. edible fish offal of subheadings 0303.91-99	295,36	260,97
03063300	Crabs, live, fresh or chilled	305,08	195,07
03024900	Oth fish e.g Makarel Indian,seerfishes,jacks, crevalles,silver pomfrets etc, excl edible fish offal of s0302.91-0302.99	249,04	189,12
03055990	Dried of oth not marine fish, other than edible fish offal, whether or not salted but not smoked	200,50	162,34
03063632	Whiteleg shrimps (Litopenaeus vannamei), fresh or chilled	47,95	161,61

Sumber : BPS Provinsi Riau

LANJUTAN TABEL 14.

Kode HS	Komoditas	Volume (RibU Kg)	Nilai (RibU US \$)
(1)	(2)	(3)	(4)
03035920	Silver pomfrets (Pampus spp), frozen, excl fillets, edible fish offal of subheadings 0303.91 to 0303.99	210,96	158,12
03063530	Cold-water shrimps and prawns (Pandalus spp, Crangon crangon), fresh or chilled	170,56	148,50
03076020	Snails, other than sea snails, fresh, chilled or frozen	459,00	134,65
03077110	Clams, cockles & ark shells (fam Arcidae, Arctidae, Cardiidae, Donacidae, Hiatellidae, Mactridae etc), live	238,66	118,09
03069529	Shrimps and prawns, without shell, cooked by steaming or boiling in water, in airtight containers for retail sale	57,10	85,61
03063639	Other shrimps and prawns, fresh or chilled	110,64	62,96
03072120	Scallops, including queen scallops, of the genera Pecten, Chlamys or Placopecten, fresh or chilled	62,44	38,97
03061719	Giant tiger prawns (Penaeus monodon) with head, frozen, fit for human consumption	46,16	34,22
03079110	Oth mollusc, fit for human consumption, oth than HS code of 030711 to 030788, live	33,88	27,21
03076010	Snails, other than sea snails, live	36,46	26,22
03079200	Oth mollusc, fit for human consumption, oth than HS code of 030711 to 030788, frozen	27,30	20,18
03063629	Other shrimps and prawns, live	8,46	17,61
03056910	Marine fish, salted but not dried/smoked & fish in brine, ot edible fish offal	27,50	13,48
03055929	Dried of oth marine fish, other than edible fish offal, whether or not salted but not smoked	24,60	11,86
03077120	Clams, cockles & ark shells (fam Arcidae, Arctidae, Cardiidae, Donacidae, Hiatellidae, Mactridae etc), fresh/chilled	21,26	10,40
03074211	Cuttle fish (Sepia officinalis, Rossia macrosoma, Sepiola spp) and squid (Ommastrephes spp, Loligo spp, etc), live	18,40	9,15
	Other Goods	33.984,66	5.873,44
	JUMLAH	25.373.018,67	13.810.161,14

Sumber : BPS Provinsi Riau

TABEL 15. Impor Bulanan Provinsi Riau, 2019 - 2020 (Ribuan US\$)

Bulan	2019	2020	Perkembangan Tahunan
			(YoY) (%)
(1)	(2)	(3)	(4)
JANUARI	139.456,88	101.883,62	(26,94)
FEBRUARI	113.087,85	116.388,19	2,92
MARET	98.078,74	108.545,34	10,67
APRIL	139.373,80	142.217,15	2,04
MEI	203.075,03	163.434,70	(19,52)
JUNI	102.400,23	100.929,25	(1,44)
JULI	152.334,88	101.521,28	(33,36)
AGUSTUS	88.269,09	84.523,66	(4,24)
SEPTEMBER	123.977,69	89.762,46	(27,60)
OKTOBER	103.584,67	95.030,45	(8,26)
NOVEMBER	102.651,01	103.594,68	0,92
DESEMBER	71.677,32	110.122,31	53,64
JUMLAH	1.437.967,19	1.317.953,09	(8,35)

Sumber : BPS Provinsi Riau

TABEL 16. Perkembangan Impor Migas Dan Non Migas Provinsi Riau, 2010 - 2020 (Ribu US)

Tahun	Migas	Non Migas	Total
(1)	(2)	(3)	(4)
2010	130.528,50	988.047,30	1.118.575,70
2011	383.105,20	1.656.281,40	2.039.386,60
2012	461.189,90	1.800.808,50	2.261.998,50
2013	424.579,27	1.547.945,70	1.972.524,97
2014	299.262,42	1.417.500,22	1.716.762,64
2015	271.530,45	1.069.460,97	1.340.991,42
2016	234.149,86	1.068.577,68	1.302.727,54
2017	263.104,16	1.212.278,64	1.475.382,80
2018	237.857,88	1.329.931,25	1.567.789,13
2019	159.359,18	1.278.608,01	1.437.967,19
2020	121.060,09	1.196.893,00	1.317.953,09

Sumber : BPS Provinsi Riau

TABEL 17. Impor Provinsi Riau Menurut Kelompok Barang, 2019 - 2020

Kelompok Barang	2019		2020	
	Volume (Ribukg)	Nilai (Ribu US\$)	Volume (Ribukg)	Nilai (Ribu US\$)
(1)	(2)	(3)	(4)	(5)
Migas	308.391,40	159.359,18	326.433,46	121.060,09
Minyak Mentah	0,00	0,00	0,00	0,00
Hasil Minyak	308.391,40	159.359,18	326.433,46	121.060,09
Gas Alam	0,00	0,00	0,00	0,00
Non Migas	4.417.396,24	1.278.608,01	3.528.060,55	1.196.893,00
Hasil Pertanian	489.742,84	38.973,92	328.755,59	22.377,66
Hasil Industri	3.599.483,84	1.227.746,90	2.886.198,41	1.162.923,86
Hasil Tambang	328.169,55	11.887,19	313.106,55	11.591,47
Hasil Lainnya	0,00	0,00	0,00	0,00
RIAU	4.725.787,64	1.437.967,19	3.854.494,02	1.317.953,09

Sumber : BPS Provinsi Riau

TABEL 18. Impor Provinsi Riau Menurut Golongan Barang HS 2 Dijit, 2019-2020

Golongan Barang	2019		2020	
	Volume (Ribu Kg)	Nilai (Ribu US\$)	Volume (Ribu Kg)	Nilai (Ribu US\$)
(1)	(2)	(3)	(4)	(5)
Migas	308.391,40	159.359,18	326.433,46	121.060,09
Hasil Minyak	308.391,40	159.359,18	326.433,46	121.060,09
Bahan Bakar Mineral (27)	308.391,40	159.359,18	326.433,46	121.060,09
Non Migas	4.417.396,24	1.278.608,01	3.528.060,55	1.196.893,00
Hasil Pertanian	489.742,84	38.973,92	328.755,59	22.377,66
Kayu, Barang dari Kayu (44)	489.354,25	38.674,49	328.713,00	22.352,53
Biji-bijian Berminyak (12)	354,73	272,45	32,09	18,86
Lak,Getah, dan Damar (13)	0,00	0,00	0,50	4,68
Gandum-gandum (10)	0,30	0,21	10,00	1,59
Buah-buahan (08)	33,57	26,78	0,00	0,00
Hasil Industri	3.599.483,84	1.227.746,90	2.886.198,41	1.162.923,86
Mesin-mesin/Pesawat Mekanik (84)	25.268,43	276.742,42	34.140,55	307.043,90
Pupuk (31)	787.667,33	194.996,16	1.197.792,86	241.932,60
Bubur Kayu (Pulp) (47)	176.485,35	134.102,48	184.166,20	116.397,09
Bahan Kimia Anorganik (28)	296.606,28	63.960,17	432.917,78	70.872,02
Bahan Kimia Organik (29)	219.580,39	65.809,86	240.648,22	58.770,53
Kertas dan Karton (48)	12.371,37	38.215,50	15.291,76	43.785,13
Mesin/Peralatan Listrik (85)	1.796,81	23.250,75	3.103,89	37.115,21
Garam, Belerang, Kapur (25)	441.131,69	30.551,80	473.666,37	33.242,44

Sumber : BPS Provinsi Riau

LANJUTAN TABEL 18.

Golongan Barang	2019		2020	
	Volume (RibU Kg)	Nilai (RibU US\$)	Volume (RibU Kg)	Nilai (RibU US\$)
(1)	(2)	(3)	(4)	(5)
Hasil Industri	3.599.483,84	1.227.746,90	2.886.198,41	1.162.923,86
Benda-benda dari Besi dan Baja (73)	12.100,93	41.130,38	12.695,27	31.920,31
Perekat, Enzim (35)	56.474,77	31.966,28	55.420,50	29.981,02
Berbagai Produk Kimia (38)	61.276,48	31.486,61	50.108,96	22.585,12
Kapal Laut (89)	451,12	3.629,38	9.786,00	19.921,40
Hasil Penggilingan (11)	49.630,60	21.700,12	43.274,80	17.834,41
Besi dan Baja (72)	36.156,78	30.206,59	21.252,52	17.278,86
Kain Tenun Berlapis (59)	333,15	17.117,06	285,62	15.655,00
Plastik dan Barang dari Plastik (39)	9.891,33	22.036,34	7.286,68	15.549,64
Lemak & Minyak Hewan/ Nabati (15)	15.506,90	10.727,80	16.663,26	13.939,96
Kapal Terbang dan Bagiannya (88)	0,00	0,00	7,72	13.403,09
Sabun dan Preparat Pembersih (34)	3.747,43	8.992,15	3.890,59	8.912,39
Produk Keramik (69)	34.689,07	8.721,15	25.535,41	6.441,94
hasil Industri Lainnya	1.358.317,65	172.403,93	58.263,45	40.341,82
Hasil Tambang	328.169,56	11.887,19	313.106,55	11.591,47
Garam, Belerang, Kapur (25)	328.169,55	11.887,12	313.088,47	11.584,75
Bahan Bakar Mineral (27)	0,01	0,07	18,09	6,72
RIAU	4.725.787,64	1.437.967,19	3.854.494,02	1.317.953,09

Sumber : BPS Provinsi Riau

TABEL 19. Impor Provinsi Riau Menurut Kabupaten/Kota Dan Pelabuhan Bongkar, 2019 - 2020

Kabupaten/Kota Pelabuhan Bongkar	2019		2020	
	Volume (Ribukg)	Nilai (Ribukg US\$)	Volume (Ribukg)	Nilai (Ribukg US\$)
(1)	(2)	(3)	(4)	(5)
Indragiri Hilir	22.802,21	68.779,60	21.328,38	65.652,80
Sungai Guntung	18.518,90	57.971,08	20.331,38	63.117,70
Tembilahan	1.841,12	7.219,38	986,65	2.495,58
Kuala Enok	0,00	0,00	10,35	39,53
Pulau Kijang	2.442,19	3.589,13	0,00	0,00
Siak Sri Indrapura	3.266.149,58	877.970,68	2.212.292,22	692.695,83
Perawang	2.520.472,88	502.422,16	1.000.416,94	310.087,68
Buatan	745.648,21	375.475,07	639.082,24	270.609,94
Futong Terminal	0,00	0,00	572.747,56	111.913,57
Siak Sri Indrapura	28,49	73,46	45,49	84,64
Bengkalis	2.777,71	1.780,82	1.583,60	1.635,97
Bengkalis	2.777,71	1.780,82	1.583,60	1.635,97
Rokan Hilir	46,22	16,26	0,00	0,00
Panipahan	46,22	16,26	0,00	0,00
Kepulauan Meranti	811,29	828,84	851,55	698,35
Selat Panjang	811,29	828,84	851,55	698,35
Pekanbaru	178.672,90	85.086,67	61.907,91	160.478,04
Pekanbaru	158.763,48	77.699,94	50.888,23	134.548,97
Simpang Tiga (U)	178,02	2.924,73	7.931,60	24.919,66
Pekanbaru (Rumbai)	19.731,40	4.462,00	3.088,09	1.009,41
Dumai	1.254.527,73	403.504,32	1.556.530,35	396.792,10
Dumai	1.254.527,73	403.504,32	1.556.530,35	396.792,10
JUMLAH	4.725.787,64	1.437.967,19	3.854.494,02	1.317.953,09

Sumber : BPS Provinsi Riau

TABEL 20. Impor Provinsi Riau Menurut Negara Asal, 2019 - 2020

Negara Asal	2019		2020	
	Volume (Ribukg)	Nilai (Ribu US\$)	Volume (Ribukg)	Nilai (Ribu US\$)
(1)	(2)	(3)	(4)	(5)
ASIA	3.590.887,23	964.760,37	2.362.891,19	743.193,06
Tiongkok	403.217,09	223.452,44	519.002,68	209.830,84
Malaysia	1.300.488,39	262.663,23	948.848,25	163.834,76
Singapura	169.320,40	125.585,01	193.388,15	125.290,10
Thailand	116.783,23	55.585,21	92.666,26	45.912,65
Korea Selatan	53.308,93	30.567,65	49.409,31	42.358,62
India	81.115,29	27.046,24	91.918,55	30.449,89
Brunei Darussalam	38.277,56	10.584,99	84.339,12	19.694,16
Qatar	61.861,00	12.974,64	137.898,00	18.884,52
Jepang	33.726,96	29.504,29	59.777,75	18.850,21
Vietnam	1.098.002,48	109.691,50	31.538,20	16.967,98
Filipina	17.947,71	13.899,82	13.054,28	13.288,91
Saudi Arabia	60.988,52	18.922,41	57.155,90	12.533,62
Oman	53.247,16	7.971,16	49.634,18	11.864,64
Taiwan	42.606,77	26.332,52	9.310,52	6.371,89
Uni Emirat Arab	8.869,17	862,74	18.556,22	2.866,70
Hongkong	2.073,16	862,26	1.329,77	2.315,15
ASIA LAINNYA	49.053,40	8.254,27	5.064,06	1.878,44

Sumber : BPS Provinsi Riau

LANJUTAN TABEL 20.

Negara Asal	2019		2020	
	Volume (Ribu Kg)	Nilai (Ribu US\$)	Volume (Ribu Kg)	Nilai (Ribu US\$)
(1)	(2)	(3)	(4)	(5)
EROPA	274.954,59	228.351,48	371.618,94	316.438,76
Perancis	62.019,56	43.878,30	66.065,71	74.490,76
Swedia	11.973,06	18.429,54	28.437,96	43.417,07
Finlandia	20.440,03	49.551,25	21.648,74	42.166,32
Jerman	26.020,46	42.466,64	65.219,74	38.829,21
Rusia	59.518,78	18.350,21	97.253,24	29.752,84
Belarusia	49.827,50	14.653,23	81.865,00	20.847,15
Austria	59,75	3.689,93	4.637,25	19.105,44
Italia	161,26	4.215,85	819,62	11.836,10
Polandia	7,14	59,73	294,09	9.288,56
Spanyol	549,18	1.270,72	299,46	8.942,12
Inggris	217,64	4.125,36	459,20	4.631,45
Belanda	339,34	818,57	687,63	4.191,67
Swiss	188,79	11.522,50	39,91	2.297,65
Belgia	10,11	442,27	258,84	1.985,59
Rep Ceko	139,75	7.952,37	1.523,77	1.922,50
Denmark	37,71	310,66	327,51	1.553,25
EROPA LAINNYA	43.444,51	6.614,35	1.781,27	1.181,08

Sumber: BPS Provinsi Riau

LANJUTAN TABEL 20.

Negara Tujuan	2019		2020	
	Volume (RibU Kg)	Nilai (RibU US\$)	Volume (RibU Kg)	Nilai (RibU US\$)
(1)	(2)	(3)	(4)	(5)
AMERIKA	420.358,27	186.708,44	584.253,37	189.794,06
Kanada	378.330,87	148.198,01	517.181,10	158.945,70
Amerika Serikat	40.467,29	36.341,76	19.903,75	23.525,76
Peru	0,00	0,00	44.184,53	4.431,22
Brazil	1.281,34	1.522,78	1.961,74	1.908,39
Uruguay	0,00	0,00	900,00	515,03
AMERIKA LAINNYA	278,77	645,90	122,26	467,96
AUSTRALIA	268.261,31	33.483,37	295.017,47	32.879,73
Australia	268.261,31	33.483,37	295.017,47	32.879,73
AFRIKA	158.829,35	15.165,68	223.382,41	15.051,99
Mesir	102.133,63	6.138,95	219.336,69	13.371,94
Ghana	0,00	0,00	3.995,00	1.606,12
Afrika Selatan	56.695,02	9.023,81	50,53	60,74
Swaziland	0,70	2,93	0,19	13,20
OCEANIA	12.496,90	9.497,84	17.330,63	20.595,50
MARSHALL ISLANDS	0,00	0,00	9.434,00	15.500,00
Selandia Baru	12.496,90	9.497,84	7.746,63	5.040,00
Timor Timur	0,00	0,00	150,00	55,50
JUMLAH	4.725.787,64	1.437.967,19	3.854.494,02	1.317.953,09

Sumber: BPS Provinsi Riau

TABEL 21. Perkembangan Impor Provinsi Riau Menurut Kabupaten/Kota Dan Pelabuhan Bongkar, 2019 - 2020 (Ribu US)

Kabupaten/Kota Pelabuhan Bongkar	2019	2020	Perkembangan (%)
(1)	(2)	(3)	(4)
Indragiri Hilir	68.779,60	65.652,80	(4,55)
Sungai Guntung	57.971,08	63.117,70	8,88
Tembilahan	7.219,38	2.495,58	(65,43)
Kuala Enok	0,00	39,53	-
Pulau Kijang	3.589,13	0,00	(100,00)
Siak Sri Indrapura	877.970,68	692.695,83	(21,10)
Perawang	502.422,16	310.087,68	(38,28)
Buatan	375.475,07	270.609,94	(27,93)
Futong Terminal	0,00	111.913,57	-
Siak Sri Indrapura	73,46	84,64	15,22
Bengkalis	1.780,82	1.635,97	(8,13)
Bengkalis	1.780,82	1.635,97	(8,13)
Rokan Hilir	16,26	0,00	(100,00)
Panipahan	16,26	0,00	(100,00)
Kepulauan Meranti	828,84	698,35	(15,74)
Selat Panjang	828,84	698,35	(15,74)
Pekanbaru	85.086,67	160.478,04	88,61
Pekanbaru	77.699,94	134.548,97	73,16
Simpang Tiga (U)	2.924,73	24.919,66	752,03
Pekanbaru (Rumbai)	4.462,00	1.009,41	(77,38)
Dumai	403.504,32	396.792,10	(1,66)
Dumai	403.504,32	396.792,10	(1,66)
JUMLAH	1.437.967,19	1.317.953,09	(8,35)

Sumber: BPS Provinsi Riau

TABEL 22. Impor Provinsi Riau Menurut *Harmonized System (HS)* 2017
Dan Komoditas, Tahun 2020

Kode HS	Komoditas	Volume (RibU Kg)	Nilai (RibU US \$)
(1)	(2)	(3)	(4)
84399900	Parts of machine for making/finishing paper/ paperboard	5.417,57	49.805,97
84118200	Gas turbines of a power > 5,000 kW	1.313,02	37.709,29
84199029	Parts of mach plant/laboratory for cooking/roasting/ drying/steaming/similar excl for domestic,non- electrically operated	2.524,80	20.170,23
84798210	Mixing,kneading,crushing,grinding,screening,sift ing,homogenising,emulsifying/stirring machines, electically operated	642,01	17.357,63
84029090	Parts for Steam/other vapour generating boilers,oth than boiler bodies, shells or casings	4.459,55	15.180,04
84199019	Parts of mach plant/laboratory for cooking/ roasting/drying/steaming/similar excl for domestic,electrically operated	4.290,51	14.859,92
84798220	Mixing,kneading,crushing,grinding,screening,siftin g,homogenising,emulsifying/stirring machines, not elect. operated	481,56	11.532,50
84068100	Steam turbines and other vapour turbines.,output > 40 MWother than for marine propulsion	629,72	10.328,45
84818072	Other ball valves of plastics	288,23	7.836,05
84029010	Boiler bodies, shells or casings, parts for Steam or other vapour generating boilers	1.391,26	7.128,36
84792010	Machines for the extraction/preparation of animal/ fixed vegetable fats or oils, electrically operated	1.523,50	7.070,88
84411010	Cutting paper pulp, paper/paperboard machines,electrically operated	10,56	4.482,38
84139190	Part of fuel/lubricating/cooling medium pump,concrete pump,reciprocating/rotary positive displacement water pump	150,67	4.019,52
84313990	Parts suitable for oth machinery 84.28, oth than lift,skip hoist/escalators	492,22	3.693,44
84223000	Mach for filling,closing,sealing/labelling bottle/can/ box/oth; capsuling bottle/jars/tube/similar; aerating beverage	40,09	3.619,93
84159014	Part of evaporator/condenser for AC machine for motorvehicle with a cooling capacity <= 21.10 kW	209,44	3.557,93
84138119	Water pumps with flow rate > 13,000 m3/h, whethe/ notelectrically operated	465,15	3.275,05

Sumber: BPS Provinsi Riau

LANJUTAN TABEL 22.

Kode HS	Komoditas	Volume (Ribukg)	Nilai (Ribukg US \$)
(1)	(2)	(3)	(4)
84212990	Filtering/purifying mach & aparatus, oth than for medical/surgical/laboratory,sugar manufacture&oil drilling operation	136,94	3.256,73
84261930	Gantry cranes	678,94	3.132,36
84042000	Condensers (Auxiliary plant) for steam/ other vapour power units for use with boilers of heading 84.02 or 84.03	371,46	2.936,93
84194010	Distilling or rectifying plant, electrically operated	321,63	2.860,28
84049090	Part for use condensers/ Auxiliary plant (subheadings 8404.20.00)	68,34	2.646,46
84021921	Boilers,includ hybrid boiler,steam production>15 ton/hourno electrically operated, other than central heating hot water	640,60	2.635,75
84264900	Ships' derrick&works trucks fitted with crane not on tyres,self-propelled	265,13	2.559,98
84138113	Water pumps with flow rate <= 8,000 m3/h, electrically operated	226,00	2.508,30
84198920	Machinery, plant & equipment,oth than for making hot drink/cooking/heating food, not electrically operated	396,12	2.386,57
84198919	Machinery, plant & equipment,oth than for making hot drink/cooking/heating food, electrically operated	475,49	2.107,12
84842000	Mechanical seals	63,05	2.100,41
84213190	Intake air filters for internal combustion engines oth thanof mach of heading 84.29/84.30 and motor vhcl of Chapter 87	183,81	2.083,89
84195091	Heat exchange units, other than cooling tower, electricallyoperated	254,77	2.053,94
84162000	Furnace burners for pulverised fuel or gas, includingcombination burners	491,99	1.950,51
84219999	Part of filtering/purifying mach&aparatus for liquid/ gas of8421.21.19-90,8421.29.10,8421.29.30-40,8421.29.90,8421.39.20	151,65	1.821,22
84818099	Other fuel cut-off valves for vehicles of copper/alloy	40,91	1.720,38
84834090	Other gears and gearing, transmission elements presented separately including torque converters :	64,29	1.626,37
84399100	Part of machine for making pulp of fibrous cellulosic material	68,67	1.498,79
84841000	Gaskets and similar joints of metal sheeting combined withother material or of two or more layers of metal	20,51	1.494,75

Sumber: BPS Provinsi Riau

LANJUTAN TABEL 22.

Kode HS	Komoditas	Volume (Ribukg)	Nilai (Ribukg US \$)
(1)	(2)	(3)	(4)
84264100	Ships' derrick & works trucks fitted with crane on tyres, self-propelled	287,10	1.486,05
84879000	Propellers & blades not for ships or boats	50,74	1.459,31
84021211	Watertube boilers, with a 15 ton/hour < steam production <= 45 ton/hour, electric operated, other than central heating hotwater	602,52	1.387,72
84799040	Parts of machines of machine subheading 8479.89.20, not electrically operated	47,58	1.263,66
84799030	Parts of machines of machine subheading 8479.89.20, electrically operated	202,69	1.247,06
84821000	Ball bearings	29,08	1.090,26
84193919	Dryer, other than for agricultural product, wood, paper pulp, paper/paperboard, electrically operated	19,39	1.081,68
84224000	Packing/wrapping mach (including heat-shrink wrapping mach)	23,18	1.070,27
84818030	Cocks and valves, whether or not fitted with piezo-electric igniters, for gas stoves or ranges	30,06	1.057,04
84135090	Other reciprocating positive displacement pumps (ex: waterpump) with flow rate > 13,000 m ³ /h	20,16	1.029,21
84819090	Other parts of housing for sluice or gate valves	109,70	1.012,24
84839099	Other toothed wheels, chain sprockets & other transmission elements presented separately	23,61	985,02
84828000	Other, including combined ball/roller bearings	24,59	980,10
84849000	Other gaskets and similar joints of metal sheeting combined with other material or of two or more layers of metal	9,46	949,02
84831090	Other cam shafts and crank shafts for engines of vehicles	22,09	922,52
84714990	Other personal computers in the form of systems excluding portable computers (laptop/notebook)	1,44	868,72
84249099	Parts of goods of subheading 8424.89.10, 8424.89.20, 8424.89.40, 8424.89.50 or 8424.89.90	16,52	832,19
84041019	Economisers, super-heaters, gas recoverers (Auxiliary plant) for use with boilers of heading 84.02	83,10	780,43
84212119	Purifying machinery and apparatus of a capacity <= 500 l/h for domestic use	114,84	747,29
84212122	Filtering or purifying machinery and apparatus for water of a capacity > 500 l/h, electrically operated	34,05	729,19
84351010	Presses, crushers & similar mach. used in manuf of wine, cider fruit juices/similar, electrically operated	99,75	720,72

Sumber: BPS Provinsi Riau

LANJUTAN TABEL 22.

Kode HS	Komoditas	Volume (Ribukg)	Nilai (Ribukg US \$)
(1)	(2)	(3)	(4)
84283990	Continuous-action elevator & conveyor, oth than bucket&belttype, other than used for agriculture	77,96	716,64
84148019	Hoods ventilation fitted with filter in horizontal side> 120 cm, other than laminar air flow cabinets	145,40	678,61
84741020	Sorting, screening, separating or washing machines non electrically operated	25,94	607,94
84833090	Other bearing housings,not incorporating ball or roller bearings	18,03	584,86
84149091	Part of free piston generator, oil drilling gas/automotiveAC/sealed unit AC compressor for electrically operated	17,84	577,37
84792020	Machines for the extraction/preparation of animal/ fixed vegetable fats or oils, not electrically operated	71,02	546,16
84081090	Diesel or semi-diesel engines ,a power >750 kW for marine propulsion	21,32	527,81
84835000	Flywheels and pulleys, including pulley blocks	36,23	515,20
84559000	Other part of rolling mills oth than rolls	218,95	508,71
84099119	Other parts undefinied of gasoline engine for heading 84.29 or 84.30	5,69	508,37
84242019	Spray gun & similar appliance, electrically operated, oththan for agricultural / horticultural	2,38	500,99
84836000	Clutches and shaft couplings (including universal joints)	636,38	440,41
84261990	Transporter cranes	110,31	416,32
84195010	Cooling towers	110,95	411,90
84068290	Steam and other vapour Turbines, output > 5 MW but <40 MW,for other than for marine propulsion	11,82	408,25
84818062	Other manually operated gate valves of cast iron	39,04	395,46
84813090	Other swing check-valves, of cast iron, with 4 cm<=an inlet of internal diameter ≤60 cm	21,51	378,89
84169000	Part of furnace burner for liquid fuel/pulverised fuel/gas,mechanic stoker incl grate, mechanic ash discharge& similar	6,95	365,40
84137049	Oth water pump with flow rate<= 8,000 m3/h & inlet diameter>200 mm, whether/not electrically operated, centrifugal type	25,35	349,67
84314190	Buckets, shovels, grabs and grips,for fork-lift trucks,oth works trucks fitted with lifting/handling equipment	32,94	337,05
84748010	Machinery for agglomerating, shaping or moulding, for forming foundry moulds of sand electrically operated	188,50	312,28

Sumber: BPS Provinsi Riau

LANJUTAN TABEL 22.

Kode HS	Komoditas	Volume (Ribuan Kg)	Nilai (Ribuan US \$)
(1)	(2)	(3)	(4)
84149029	Parts of table, floor, wall, window, ceiling/roof fans & explosion-proof air fans	9,28	297,68
84122100	Hydraulic power engine & motor with linear acting (cylinder)	8,38	278,79
84378069	Other machine used in the milling indust or working of cerals, not electrically operated	48,95	267,00
84145999	Fans excl: table/floor/wall/similar; blower, with capacity > 125 kW & un-protective screen	10,13	260,36
84138114	Water pumps with flow rate <= 8,000 m ³ /h, not electrically operated	11,49	224,95
84229090	Parts of machine of heading 84.22, oth than of dish washing machines for household type	2,59	218,54
84424020	Part of non-electric machinery, aparatus & equip for preparing/making plates, cylinders/other printing component	1,91	208,60
84825000	Other cylindrical roller bearings	7,54	203,86
84798939	Other automatic service-vending machines, electrically operated	55,40	197,64
84148049	Compressor excl for refrigerating equip, air, gas in oil drill operation, automotive AC & sealed unit for AC machine	13,90	193,48
84099914	Cylinder liner, with an internal diameter > 155 mm, for diesel engines of machinery of heading 84.29 or 84.30	1,11	189,03
84383010	Mach. for sugar manufacture, electrically operated	36,76	187,20
84141000	Vacuum pumps	17,87	183,25
84814090	Other safety or relief valves	6,59	173,40
84359010	Parts of presses, crushers & similar mach. used in manfc of wine, cider, fruit juices/similar, elect operated	31,19	169,25
84314990	Oth parts suitable use of oth moving, grading, levelling, scraping, excavating, tamping, compacting	10,07	168,46
84602910	Other grinding machines, not numerically controlled, electrically operated	3,64	165,78
84213990	Filtering/purifying mach & aparatus for gases	14,80	164,14
84741010	Sorting, screening, separating or washing machines electrically operated	26,12	163,71
84483900	Oth parts & acc of mach for preparing textile fibres/ their auxiliary machinery	63,85	160,93

Sumber: BPS Provinsi Riau

LANJUTAN TABEL 22.

Kode HS	Komoditas	Volume (Ribukg)	Nilai (Ribukg US \$)
(1)	(2)	(3)	(4)
84393000	Machinery for finishing paper/paperboard	1,90	150,00
84189990	Parts of refrigerator, freezer & oth refrigerating/ freezingequipment, electric or other; heat pump not for AC machines	18,74	137,82
84819039	Valve bodies or stems of inner tube/ tubeless tyre valves of other materials	1,08	131,69
84314300	Parts of boring/sinking machinery of oth boring/ sinkingmachinery	23,56	130,45
84419010	Parts of mach.for making up paper pulp, paper/ paperboard,of electrically operated machines	0,61	130,14
84829900	Other parts of ball, needles and rollers	5,74	125,79
84211990	Centrifuges machinery oth than used for sugar manufacture	29,80	124,80
84811099	Other taps, cocks, valves & similar appliances for pipes, boiler shells, tanks, vats or the like	10,40	120,19
84834030	Gears and gearing for machinery of heading 8429 or 8430	15,21	116,62
84313110	Parts suitable for used of passengers lifts&escalatorsand moving walkways	0,11	113,43
84349090	Suitable parts of milking & dairy mach. with not electrically operated	5,89	113,40
84137019	Single stage water pump for belt drive/direct coupling withinlet diameter > 200 mm, centrifugal type	7,07	108,91
84131910	Pump fitted with measuring device,electrically operated,excl for dispensing fuel/lubricant in filling- station/garage	8,62	108,73
84303100	Coal/rock cutters and tunneling machine, self- propelled	39,60	108,41
84022010	Super-heated water boilers, electric operated, oth than central heating hotwater	33,01	107,80
84818082	Other pneumatically controlled valves of plastics	10,67	106,86
84349010	Suitable parts of milking & dairy mach. with electrically operated	0,52	105,32
84148029	Hood ventilation not fitted with filter, not for industrialuse in horizontal side > 120 cm	17,54	100,00
84242011	Spray gun & similar appliance, electrically operated, foragricultural / horticultural	80,70	96,67
84281031	Lifts for passengers	33,70	96,05
84749010	Other machinery for agglomerating, shaping/ moulding, for forming foundry moulds of sand electrically operated	8,60	95,68

Sumber: BPS Provinsi Riau

LANJUTAN TABEL 22.

Kode HS	Komoditas	Volume (Ribu Kg)	Nilai (Ribu US \$)
(1)	(2)	(3)	(4)
84295200	Machinery shovels with a 360° revolving superstructure	22,60	92,80
84439990	Parts and accessories of other printing machinery	0,66	88,26
84314110	Buckets, shovels, grabs and grips, for ships' derricks, cranes, mobile lifting and work truck fitted with a crane	7,58	87,03
84069000	Part steam and other vapour turbines	11,36	84,62
84775100	Machines for moulding or retreading pneumatic tyres or form moulding or otherwise forming inner tubes	6,99	82,75
84238910	Weighing mach of capacity > 5,000kg, electrically operated, oth than of subhead 8421.10, 8423.20, or 8423.30	0,10	81,99
84139140	Parts of submersible water pump & oth water pump with flowrate ≤ & / > 13,000 m ³ /h & inlet diameter ≤ > 200 mm	2,31	81,89
84189910	Parts of evaporators or condensers	0,82	81,18
84811019	Other sluice / gate valves of iron or steel	5,41	79,46
84145930	Blowers of a capacity ≤ 125 kW	4,91	75,51
84143090	Compressors used in refrigerating equip, with refrigeration capacity ≤ 21.10 kW or displacement revolution < 220 cc	6,00	74,19
84772020	Extruders machine for plastics	11,45	73,12
84822000	Tapered roller bearings, including cone and tapered roller assemblies	3,79	72,82
84137099	Other water pumps with flow rate > 13,000 m ³ /h & inlet diameter > 200 mm, centrifugal type	8,24	72,09
84742011	Crushing or grinding machines stone electrically operated for stone	6,02	71,73
84248210	Drip irrigation systems	4,30	70,26
84122900	Hydraulic power engine & motor with non-linear acting (not cylinder)	3,99	69,66
84733090	Parts and accessories assembled other than printed circuit boards of the machines of heading 8471	0,13	69,19
84743910	Other machines for mixing mineral substances with bitumen electrically operated	5,15	63,51
84099115	Cylinder heads and head covers, gasoline engines, for heading 84.29 or 84.30	1,14	59,56
84282090	Pneumatic elevator & conveyor used oth than for agriculture	7,39	58,12

Sumber: BPS Provinsi Riau

LANJUTAN TABEL 22.

Kode HS	Komoditas	Volume (RibU Kg)	Nilai (RibU US \$)
(1)	(2)	(3)	(4)
84329090	Parts of oth agricultural, horticultural/forestry mach for soil preparation/cultivation	4,84	56,69
84791020	Machines for public works/building/the like, not electrically operated	2,02	54,61
84549000	Partrs of converts, ladles, ingot moulds & casting machines	10,09	53,64
84133090	Lubricating medium pump for internal combustion pistonengine	2,85	51,87
84659310	Grinding, sanding or polishing machines, for working woodcork, bone/similar hard materials, electrically operated	1,82	48,36
84481910	Oth auxiliary mach for electric operated mach for knitting,weaving, preparing textile fibres, and extruding/drawing	2,28	46,67
84212319	Petrol filters of internal combustion engines for machineryof heading 84.29 or 84.30	0,29	44,75
84219991	Parts of filtering/purifying machinery&apparatus for liquidof a kind used for sugar manufacture	0,28	44,12
84284000	Escalators and moving walkways	15,21	44,10
84818014	Valves for tubeless tyres of other materials	37,30	44,05
84819029	Other parts for taps.cocks.valves,with internal diameter<=25 mm	0,10	43,69
84196020	Machinery for liquefying air/oth gas, not electricallyoperated	33,49	43,00
84305000	Oth moving,grading,levelling,scraping machinery/similars, for earth, minerals/ores, self-propelled	16,82	42,90
84139120	Parts of breast pump and hand pump (other than water pump)	0,52	42,16
84622910	Bending, folding, straightening/flattering mach (inclpresses), not numerically controlled, electrically operated	18,43	38,50
84213920	Air purifiers	1,20	38,01
84279000	Fork-lift trucks	0,33	34,08
84482000	Parts & acc or auxiliary machines of machine for extruding,drawing, texturing/cutting man-made textile materials	0,35	33,51
84839019	Other parts of goods of transmission shafts (incl cam shaftand crank shafts) and cranks	3,73	33,06
84219190	Parts of cream separators or centrifuge machinery oth thanused for sugar manufacture	3,25	32,69
84158399	AC mach of cooling capacity > 26.38 kW, not incorporatingrefrigerating unit, used in marine	1,29	31,94

Sumber: BPS Provinsi Riau

LANJUTAN TABEL 22.

Kode HS	Komoditas	Volume (Ribu Kg)	Nilai (Ribu US \$)
(1)	(2)	(3)	(4)
31042000	Potassium chloride	601.642,17	152.603,61
31039090	Mineral or chemical fertilisers, phosphatic, other than superphosphate & calcined phosphatic fertilisers	311.420,72	22.065,02
31031190	Superphosphates containing by weight 35 % or more of diphosphorus pentoxide (P2O5), other than feed grade	90.277,84	20.921,76
31052000	Mineral or chemical fertilisers containing the three fertilising elements nitrogen, phosphorus & potassium	42.625,96	15.016,04
31053000	Diammonium hydrogenorthophosphate (diammonium phosphate)	41.967,24	14.623,38
31022100	Ammonium sulphate	79.553,25	9.271,06
31055900	Oth mineral/chemical fertilisers contain fertilising elements nitrogen&phosphorus, exc containing nitrates&phosphates	25.141,24	6.239,78
31049000	Mineral or chemical fertilisers, potassic, other than potassium chloride & potassium sulphate	4.060,09	888,04
31026000	Double salts & mixtures of calcium nitrate & ammonium nitrate	999,00	250,75
31021000	Urea, whether or not in aqueous solution	35,22	37,04
31010010	Veg fertilisers,mixed/chemically treated or not,fertilisers produced by the mixing/chem treatment of solely veg origin	43,13	11,97
31039010	Calcined phosphatic fertilisers	27,00	4,16
27101971	Automotive diesel fuel	245.651,38	89.417,94
27132000	Petroleum bitumen	79.198,20	30.664,23
27101943	Other lubricating oils	327,58	520,55
27101972	Other diesel fuel	1.247,84	446,68
27101960	Transformer and circuit breakers oils	4,04	7,48
27011100	Coal, whether or not pulverised, but not agglomerated, anthracite	18,09	6,72
27101944	Lubricating greases	4,43	3,21
47032100	Chemical wood pulp, soda or sulphate, other than dissolving grades, semibleached or bleached from Coniferous	178.465,15	112.386,29
47020000	Chemical wood pulp, dissolving grades.	5.580,71	3.946,95
47031100	Chemical wood pulp, soda or sulphate, other than dissolving grades, unbleached from Coniferous	100,23	57,35

Sumber: BPS Provinsi Riau

LANJUTAN TABEL 22.

Kode HS	Komoditas	Volume (Ribukg)	Nilai (Ribukg US \$)
(1)	(2)	(3)	(4)
47032900	Chemical wood pulp, soda or sulphate, other than dissolving grades, semibleached or bleached from Nonconiferous	20,12	6,51
28151200	Sodium hydroxide (caustic soda), In aqueous solution (soda lye or liquid soda)	211.016,00	27.988,49
28331100	Disodium sulphate	95.230,80	11.298,90
28470010	Hydrogen peroxide, whether or not solidified with urea. In liquid form	25.869,75	10.197,16
28271000	Ammonium chloride	71.528,50	7.928,00
28291100	Chlorates of sodium	8.711,00	5.166,54
28401900	Other disodium tetraborate (refined borax)	10.348,00	5.070,52
28332930	Other sulphates of chromium	2.200,00	1.146,05
28020000	Sulphur, sublimed or precipitated, colloidal sulphur.	2.398,00	461,99
28183000	Aluminium hydroxide	1.298,00	350,59
28272090	Other than Calcium chloride, containing 73 % - 80 % by weight	1.538,00	243,99
28332100	Other sulphates of magnesium	1.829,20	214,58
28273910	Barium or of cobalt	300,00	174,76
28352400	Phosphates of potassium	162,01	174,66
28275900	Other than bromides of sodium or of potassium	7,70	165,53
28092039	Other Phosphoric acid & polyphosphoric acids ,food grade	105,60	97,07
28362000	Disodium carbonate	280,00	68,78
28030090	Other acetylene black	33,00	68,30
28332990	Other sulphates, oth than of magnesium/aluminium/ nickel/copper/barium, Tribasic lead sulphate/ chromium	50,25	21,51
28112290	Other inorganic oxygen compounds of nonmetals , Silicon dioxide	6,02	12,03
28413000	Sodium dichromate	3,00	8,63
28352600	Other phosphates of calcium	1,60	7,20
28352990	Other phosphates other than 2835.22.00- 2835.29.10	1,00	3,78
28539010	Demineralized waters	0,04	2,37
28352910	Phosphates of trisodium	0,06	0,20
28363000	Sodium hydrogencarbonate (sodium bicarbonate)	0,15	0,18

Sumber: BPS Provinsi Riau

LANJUTAN TABEL 22.

Kode HS	Komoditas	Volume (Ribukg)	Nilai (Ribukg US \$)
(1)	(2)	(3)	(4)
28539090	Other inorganic compounds (incl distil/conductivity water of similiar	0,01	0,09
28051900	Other alkali or alkaline earth metals	0,06	0,09
28139000	Other carbon disulphide	0,03	0,06
29051100	Methanol (methyl alcohol)	240.126,41	57.525,75
29224900	Amino-acids, oth than those containing > one kind of oxygen function & their ester, salt thereof, Oth than HS29224100-29224400	383,00	908,70
29212100	Ethylenediamine & its salts	20,00	80,85
29280090	Organic derivatives of hydrazine or of hydroxylamine Other Than Linuron	5,40	61,80
29181400	Citric acid	90,80	60,90
29302000	Thiocarbamates & dithiocarbamates	14,70	42,91
29232090	Other than lecithins, whether or not chemically defined	2,80	34,51
29389000	Glycosides, natural/reproduced by synthesis, & their salt, ether, ester & other deriv, Oth than Rutoside (rutin) & its derivative	0,92	24,65
29400000	Sugars, chemically pure oth than sucrose, lactose, maltose, glucose, & fructose	1,30	17,62
29157030	Salts & esters of stearic acid	1,85	8,88
29362700	Vitamin C & its derivatives	0,55	3,48
29181510	Calcium citrate	0,20	0,32
29211100	Methylamine, di- or trimethylamine & their salts	0,02	0,09
29054400	Dglucitol (sorbitol)	0,28	0,06
48115920	Paper & paperboard covered on both faces w/trans films of plastics & w/a lining aluminium foil, pack of liquid food products	6.450,58	28.464,83
48191000	Cartons, boxes and cases, of corrugated paper or paperboard	3.939,23	5.263,12
48192000	Folding cartons, boxes and cases, of noncorrugated paper or paperboard	951,16	5.014,81
48115999	Paper & paperboard oth in rolls < 15 cm in width/ rectangular sheets no side > 36 cm in the unfolded state, oth floor covering	1.936,42	2.676,47
48025690	Oth paper & paperboard of a kind used for writing, printing & oth graphic purposes, oth thn multy-ply paper	777,32	417,11

Sumber: BPS Provinsi Riau

LANJUTAN TABEL 22.

Kode HS	Komoditas	Volume (Ribukg)	Nilai (Ribukg US \$)
(1)	(2)	(3)	(4)
48193000	Sacks and bags, having a base of a width of 40 cm or more	255,25	399,72
48194000	Other sacks and bags, including cones	193,39	355,61
48030090	Toilet/facial tissue stock, towel or napkin stock and similar paper of oth than of cellulose	286,07	289,70
48219090	Labels for jewellery,incl objects of personal adornment /porsonal use in the pocket,in handbag/ on the person,not printed	43,94	281,93
48195000	Other packing containers, including record sleeves	124,41	244,41
48239092	Joss paper	163,23	144,89
48239099	Other Kraft paper, except cut to shape other than rectangular or square	6,63	101,75
48025790	Oth paper&paperboard used for writing, printing and other graphic purposes, oth thn multi-ply paper	146,25	78,73
48209000	Registers, account books, note books, order books,etc, other than HS code 4820.10.00-4820.50.00	6,05	11,71
48114920	Gummed/adhesive pap&papboard,except self-adhesive,in rolls,width≤15cm/ inRectangular(inclSquare)sheets side≤36cm,unfolded	1,65	10,98
48045190	Oth kraft paper&paperboard weighing ≥225 g/ m2,oth wet strength of 40g to 60g,kind used in manufac of ply adhesive tape	3,19	8,53
48201000	Registers, account books, note books, order books, receipt books, letter pads, memorandum pads, diaries&similar articles	3,42	7,05
48024090	Wallpaper in rolls of >15 cm width / rectangular (incl square) sheets of which no side> 36 cm in the unfolded state	0,29	6,49
48084000	Kraft paper, creped or crinkled, whether or not embossed or perforated	2,07	4,76
48196000	Box files, letter trays, storage boxes and similar articles, of a kind used in offices, shops or the like	0,68	1,59
48114120	Gummed/adhesive pap&papboard,self-adhesive, in rolls, width ≤15cm/ in rectangular(inclSquare) sheets side ≤36cm unfolded	0,42	0,94
48211090	Labels excfor jewellery, incl obj of personal adornment /porsonal use in the pocket,in the handbag/on the person,printed	0,12	0,01

Sumber: BPS Provinsi Riau

LANJUTAN TABEL 22.

Kode HS	Komoditas	Volume (Ribukg)	Nilai (Ribukg)
(1)	(2)	(3)	(4)
85022049	Generating sets (gasoline engines) of an 10.000 kVA < output < 12.500 kVA	360,24	9.250,00
85442021	Co-axial cable&oth co-axial electric conductor, not fitted with connector;<=66kV;insulated with rubber/ plastic	682,60	4.713,93
85021390	Generating sets (diesel or semi-diesel engines) of an 375 kVA < output <= 12.500 kVA	294,42	2.246,32
85042329	Liquid dielectric transformers, power capacity>30.000 kVA	526,28	2.013,80
85353090	Isolating switch & make-and-break switches for a voltage of < 66 kV	131,81	1.930,33
85353019	Disconnecter having a voltage >= 36 kV	140,29	1.657,20
85030090	Part of generators/sets for electric motor and electric generating/sets of an output < 12.500 kVA	26,85	1.355,51
85363090	Oth apparatus for protecting electrical circuits	79,23	1.209,13
85015300	Oth motor AC multi-phase of an output > 75 kW	149,61	1.157,84
85423900	Other electronic integrated circuits	3,48	1.151,90
85044011	Uninterruptible power supplies (UPS), automatic data processing machines & units thereof, telecomm. apparatus	81,86	1.070,22
85371019	Other control panel	41,02	856,77
85044090	Static converters other than UPS,battery chargers,invertersrectifiers	104,90	767,95
85371011	Control panel use in distributed controlsystem;voltage<1000V	18,64	648,63
85176221	Control and adaptor units, including gateways and routers	0,95	494,86
85441900	Other winding wire of copper	7,90	482,47
85014019	Oth mtr AC single-phase oth than for AC,refrig,washing machelect.domestic appl.,storage water heater an ouput < = 1 kW	48,23	454,40
85371099	Switchboard & control panels: use for other purposes	30,89	433,11
85439090	Parts of oth electrical machines and apparatus,having individual fuctions	1,55	343,20
85352190	Automatic circuit breakers for a voltage< 72,5 kV; other circuit breaker	4,19	300,00
85044040	Inverters	4,04	298,70

Sumber: BPS Provinsi Riau

LANJUTAN TABEL 22.

Kode HS	Komoditas	Volume (Ribuan Kg)	Nilai (Ribuan US \$)
(1)	(2)	(3)	(4)
85365099	Other make&break switch,>500V	3,17	282,49
85393990	Other discharge lamps, other than UV lamps, cold cathode types	3,57	256,50
85078090	Accumulators other than nickel-cadmium/iron/metal hydride,lead-acid,lithium-ion not for aircraft & laptops/notebooks	24,55	255,39
85042310	Liquid dielectric transformers,10.000 kVA<power capacity<=15.000 kVA	38,66	235,83
85022010	Generating sets (gasoline engines) of an output <= 75 kVA	64,86	220,10
85015219	Oth mtr AC multi-phase w/ output <=1kW, used oth than forrefrigerator, AC, wash mach, elect domestic app,water heater	1,89	195,33
85111090	Sparking plugs of a kind suitable for not motor vehicle andaircraft engines	0,41	192,82
85423100	Processor & controller of electronics integrated circuits	0,11	192,70
85023920	Other generating sets other-powered of 10 kVA <output<= 10.000 kVA	12,58	136,49
85367090	Oth connector for optical fibres,optical fibres bundles or cables	1,59	123,31
85049031	Radiator panels;flat tube radiator for distribution andpower transformers, power capacity <=10.000 kVA	26,90	110,58
85015229	Oth mtr AC multi-phase w/ 1kW<output<=37,5kW, used oth thanfor refrigeratr,AC,wash mach,elect domestic app,water heater	9,96	105,38
85371012	Control panel fitted with a programmable processor;voltage<1000V	1,51	99,55
85444299	Other electric cables other than insulated with plastics, paper/rubber, diameter> 5 mm	3,94	98,87
85011099	Other spindle motor (AC/DC) not for refrigerator,washing machine,AC,electr. domestic appl.,storage water heater	4,21	91,58
85371030	Programmable logic controllers for auto-mach for transport handling&storages of dies for semiconductor device	16,91	82,08
85365059	Electronic AC switch,voltage<=1000V, for a current >= 16A	0,12	76,23
85391090	Sealed beam lamp units for others	25,41	75,78
85446039	Oth electric conductors, not insulated, voltage >66 kV	8,00	70,00

Sumber: BPS Provinsi Riau

LANJUTAN TABEL 22.

Kode HS	Komoditas	Volume (Ribukg)	Nilai (Ribukg)
(1)	(2)	(3)	(4)
85051100	Permanent magnets and articles intended to become permanent magnets after magnetisation of metal	3,49	68,94
85446029	Oth electric conductors, not insulated, 36 kV < voltage <= 66 kV	0,50	66,71
85114099	Other starter motor assembled	2,76	64,51
85322900	Other fixed capacitor	1,18	62,97
85444949	Oth electric conductor, not fitted connector, insulated with other material other than telecommunication, 80V < voltage <= 1kV	0,35	62,03
85015239	Oth mtr AC multi-phase w/ 37,5kW < output <= 75kW, used other than for refrigerator, AC, wash mach, elect domestic app, water heater	10,25	61,93
85392990	Oth filament lamps, exc tungsten halogen, oth have capacity, > 300W	1,98	51,47
85021210	Generating sets (diesel or semi-diesel engines) of an 75 kVA < output <= 125 kVA	10,26	50,37
85365069	Make& break switch used in domestic electrical wiring, <= 500V for a current >= 16A	0,89	50,11
85395000	Light-emitting diode (LED) lamps	1,98	45,17
85043129	Instrument current transformers, power capacity <= 1 kVA, voltage < 1kV	2,16	41,08
85369029	Junction boxes, for a current >= 16A	0,81	39,59
85142090	Oth furnaces/oven function by induction or dielectric loss	5,40	36,01
85021100	Generating sets (diesel or semi-diesel engines) of an output <= 75 kVA	7,26	35,66
85072099	Oth lead-acid accumulators, used starting piston engines for not aircraft, voltage 6V/12V, capacity > 200 AH, height > 23cm	8,12	33,03
85361099	Other fuses	0,43	31,49
85433090	Oth machine and apparatus for electroplating, electrolysis or electrophoresis	0,80	31,15
85369099	Other cable connector, for a current >= 16A	2,08	28,98
85362019	Automatic circuit breakers; moulded case, for a current, > 1000A	0,22	27,50
85447090	Other optical fibre cables	0,60	25,20
85364990	Other digital relays, voltage > 60V	0,76	24,24
85044030	Other rectifiers	1,04	24,01

Sumber: BPS Provinsi Riau

LANJUTAN TABEL 22.

Kode HS	Komoditas	Volume (Ribukg)	Nilai (Ribukg US \$)
(1)	(2)	(3)	(4)
85442019	Co-axial cable&oth co-axial electric conductor, fitted not with connector;<=66kV;insulated with rubber/ plastic	0,07	21,95
85365039	Other high inrush switches and commutators for stoves and ranges	0,09	21,32
85285910	Oth color monitors,capable of directly connencting&designeduse automatic data processing machine of head 84.71	0,11	19,69
85113099	Distributors, ignition coils of a kind suitable for notmotor vehicle and aircraft engines assembled	0,04	18,44
85015231	Oth mtr AC multi-phase w/ 37,5kW<output<=75kW, used forrefrigerator, AC, wash mach, elect domestic app,water heater	2,11	16,17
85258039	Video camera recorders,used inother purposes	0,01	16,00
25221000	Quicklime	164.394,43	16.615,40
25010092	Other salt with sodium chloride content >97 % &< 999 %, calculated on a dry basis	227.487,00	9.523,33
25030000	Sulphur of all kinds, other than sublimed sulphur, precipitated sulphur and colloidal sulphur	81.767,94	7.101,07
25210000	Limestone flux, limestone and other calcareous stone, of a kind used for the manufacture of lime or cement	235.810,00	4.956,41
25081000	Bentonite	44.970,60	3.045,11
25302010	Kieserite, epsomite (natural magnesium sulphates) , Kieserite	18.587,12	2.742,66
25262010	Talc powder	1.304,93	461,85
25061000	Quartz	3.099,19	208,09
25174900	Granules, chippings and powder, of stones of heading 2515 or 2516, whether or not heattreated other than marble	9.126,00	105,88
25171000	Pebbles,gravel,broken/crushed stone,for road metalling/for railway/other ballast, shingle&flint	54,50	38,77
25059000	Other than silica sands and quartz sands	135,80	22,50
25201000	Gypsum, anhydrite	0,32	3,50
25222000	Slaked lime	17,00	2,63

Sumber: BPS Provinsi Riau

LANJUTAN TABEL 22.

Kode HS	Komoditas	Volume (Ribukg)	Nilai (Ribukg US \$)
(1)	(2)	(3)	(4)
73049090	Oth tubes/pipes/hollow profiles,seamless steel, diameter >= 140 mm & carbon weight >= 0.45%	1.952,98	5.925,14
73101099	Other tank,cask,drum,can,boxe&similar,capacity >50L&<=300L,not tinplate,steel casting,forging/ stamping in rough state	2.705,26	5.652,19
73079990	Oth tube/pipe fittings,not butt welding fittings/flanges/elbows,bends,sleeve internal diameter>=15cm	480,00	4.338,65
73121099	Other stranded wire, rope and cables not prestressed concrete strand wire	4.779,71	3.973,32
73090099	Other not lined or heat-insulated	316,50	2.376,45
73089020	Other prefabricated modular type joinedby shear connectors	184,10	827,73
73151290	Other chain, not bicycle or motorcycle chain	161,93	659,34
73229000	Other radiators and parts there of	85,07	634,71
73089099	Other guardrails of iron or steel	498,19	618,32
73079190	Oth tube or pipe fittings flanges,internal diameter>=15cm	141,56	561,23
73082019	Other towers of iron or steel	148,81	558,75
73158990	Other chain not formotorcyclcs and bicycles	76,08	505,92
73269099	Cigarette cases and boxes,not of iron or steel	180,83	470,08
73181590	Other screws and bolts, whether or not with their nuts or washers, having a shank of an external diameter > 16 mm	21,93	395,92
73064020	Stainless steel pipes and tubes, with an external diameter exceeding 105 mm	123,87	394,17
73064090	Oth Boiler tubes,stainless steel pipe&tube,w/extrnl diamtr>105mm,contain weight 30% nickel,w/extrnl dia>=10mm	152,43	385,36
73151199	Other roller chain, transmision type of a pitch length > 32 mm	52,09	367,37
73030019	Tubes and pipes with hub, of cast iron	10,11	304,31
73041100	Line pipe used for oil/gas pipelines of stainless steel	103,46	274,39
73079290	Oth tube/pipe fittings threaded elbows,bends&sleeves,internal diameter>=15cm	40,89	262,05
73042490	Casing and tubing with yield strength less than 80,000 psi and threaded end, of stainless steel	17,71	217,56
73072990	Oth stainless steel oth than flanges,butt welding,threaded elbow,bend & sleeve of iron/steel>=15cm	23,72	151,44

Sumber: BPS Provinsi Riau

LANJUTAN TABEL 22.

Kode HS	Komoditas	Volume (Ribukg)	Nilai (Ribukg US \$)
(1)	(2)	(3)	(4)
73044900	Other cold-drawn or cold-rolled (cold-reduced), other of circular cross-section, of stainless steel	6,27	145,39
73142000	Grill, netting & fencing, welded at intersect, of wire with max cross-sectional dimension \geq 3mm & having a mesh \geq 100cm ²	1,14	143,86
73182990	Other non articles, having a shank of an external diameter > 16 mm	1,19	138,18
73181990	Other treaded articles having a shank of an external diameter > 16 mm	2,83	131,62
73202090	Other helical spring, suitable for use on motor vhcl/ machine of head 84.29/84.30 not for motor vhcl/ earth-moving machine	2,48	129,12
73061190	Oth line pipe of a kind used for oil/gas pipelines; welded, of stainless steel	10,80	113,32
73065019	Welded of circular cross-sect, oth alloy steel, boiler tube tubes with an extn diameter > 12.5 mm	18,29	110,17
73170010	Wire nails of iron or steel	110,85	109,97
73181690	Other nuts for bolts having a shank of an external diameter not exceeding 16 mm	1,43	93,78
73072290	Other threaded elbows, bends and sleeves, having an internal diameter of less than 15 cm	21,08	92,17
73045190	Other high-pressure pipe capable of withstanding a pressure of not < 42,000 psi, cold-drawn/cold-rolled (cold-reduced)	67,77	87,00
73041900	Line pipe used for oil/gas pipelines oth of stainless steel	10,41	84,74
73089050	Rail for ships of iron or steel	9,85	74,95
73043990	Circular cross-section, iron/non-alloy steel, diameter \geq 140mm & carbon \geq 0.45%, not cold-drawn/cold-rolled (cold-reduced)	19,78	71,07
73102999	Other not casting, forging or stamping, in the rough state capacity > 1L & < 50L, of tinplate	12,42	52,00
73239310	Kitchenware of stainless steel	51,88	51,58
73182200	Non-threaded articles, other washers	0,57	46,45
73144900	Oth cloth, grill, netting and fencing	2,10	44,01
73090019	Other lined or heat-insulated	6,25	40,25
73259990	Other manhole covers, gratings and frames there for not of non-malleable cast iron	12,47	38,93
73129000	Other stranded wire, rope and cables with stranded wire of diameter of > 3 mm	2,02	37,92

Sumber: BPS Provinsi Riau

LANJUTAN TABEL 22.

Kode HS	Komoditas	Volume (Ribukg)	Nilai (Ribukg US \$)
(1)	(2)	(3)	(4)
73061990	Oth line pipe of a kind used for oil/gas pipelines; welded, of stainless steel, nor ERW & spiral/helical submerged welded	7,87	37,57
73072390	Other butt welding fittings, having an internal diameter of less than 15 cm	4,47	33,99
35051090	Other than Dextrins, soluble or roasted starches	54.976,20	27.929,94
35069900	Other than adhesives based on polymers of headings 39.01 to 39.13 or on rubber	357,15	1.335,49
35019010	Caseinates & other casein derivatives	72,00	693,67
35079000	Other than rennet & concentrates thereof	2,00	11,98
35052000	Glues	12,64	9,45
35061000	Products suitable for use as glues or adhesives, put up for retail sale as glues or adhesives, net weight ≤ 1 kg	0,51	0,49
38099200	Of a kind used in the paper or like industries	9.393,28	12.480,83
38249999	Oth Acetone oil, Chemical Preparations containing monosodium Glutamate (MSG), Oth chemical preparat, kind used in manufac Of Foodstuf	38.426,31	5.104,78
38040090	Resid lyes from the manufact of wood pulp, Oth than concentrate sulphite lye & Calc lignin sulphonat binder	942,35	2.006,07
38119010	Other than additives for lubricating oils, prevention rust or corrosion inhibitors	394,97	1.005,46
38119090	Other than additives for lubricating oils, that is not for prevention rust or corrosion inhibitors	121,85	653,31
38021000	Activated carbon	106,25	349,48
38231990	Other industrial monocarboxylic fatty acids, acid oils from refining	198,86	312,46
38160010	Refractory cements	187,24	265,90
38160090	Other than refractory cements	254,98	191,53
38151900	The supported catalysts, other than HS 3815.11.00 - 3815.12.00	7,72	148,99
38091000	With a basis of amylaceous substances	42,02	28,68
38220010	Plates, sheets, film, foil & strip of plastics impregnated or coated with diagnostic reagents or laboratory	0,33	14,72
38089490	Disinfectants other than HS 3808.94.10 - 3808.94.20	4,42	11,86
38089330	Herbicides, antispouting products & plant growth regulators, antispouting products other than in aerosol packaging	3,20	4,16

Sumber: BPS Provinsi Riau

LANJUTAN TABEL 22.

Kode HS	Komoditas	Volume (Ribukg)	Nilai (Ribukg US \$)
(1)	(2)	(3)	(4)
38249991	Naphthenic acids, their water insoluble salts and their esters	23,00	3,80
38111900	Antiknock preparations , other than based on lead compounds	2,18	3,10
89012070	Tankers of gross tonnage> 5.000 ton but <= 50.000	9.434,00	15.500,00
89040039	Tugs and pusher craft, power > 4000 hp of gross tonnage <= 26 ton	352,00	4.421,40
11081400	Manioc (cassava) starch	28.872,80	12.252,02
11081100	Wheat starch	14.402,00	5.582,39
72107011	Painted, varnished/coated with plastics, containing weight<0.6 % carbon & thickness <=1.5 mm	8.300,66	6.171,11
72259990	Oth than flat-roll product steel,width>=600mm,unfurtherwork cold roll,high speed steel	3.760,36	3.013,30
72209090	Oth than flat roll product stainless,width<600 mm,unfurtherthan hot/cold roll,thick<4.75 mm,hoop&strip,width>400mm	313,34	2.157,26
72125024	Flat-rolled iron/non-alloy steel,coated aluminium-zincalloys,hoop and strip, width>25 mm	1.806,56	1.295,23
72044900	Oth than waste&scrap,ferrous tinned iron/steel,turnings, shavings&similar, whether or not in bundles	3.754,61	1.211,57
72102010	Iron/non-alloy steel,width>=600 mm,clad,plated/coated lead,incl terne plate,thickness<=1.5mm&weight<0.6 % carbon	792,46	1.153,47
72106111	Iron/non-alloy steel,width>=600 mm,coated aluminium zinc alloys&weight <0.6 % carbon,thickness <=1.2 mm	1.213,11	891,03
72172099	Wire iron/non-alloy steel,steel core wire kind use forsteel unreinforced aluminium conductor weight<=0.45%carbon	848,38	747,56
72166100	Angle,shape§ iron/non-alloy steel,not further work thancold-formed/finished,obtained from flat-rolled products	356,45	281,80
72286090	Oth than bar&rod,circular cross sect	2,18	81,25
72089090	Oth than not in coils, not further worked than hot-rolled,with patterns in relief	16,37	74,95
72192200	Flat-rolled product stainless steel,width>=600mm,unfurtherwork than hot-rolled not in coils,4.75mm>=thickness=<10mm	16,78	53,45
72283090	Oth than bar&rod oth alloy steel;angle,shape§ unfurtherwork hot roll,circular cross sect	25,85	26,38

Sumber: BPS Provinsi Riau

LANJUTAN TABEL 22.

Kode HS	Komoditas	Volume (Ribukg)	Nilai (Ribukg US \$)
(1)	(2)	(3)	(4)
72172010	Wire iron/non-alloy steel,plated/coated with zinc, weight<0.25% carbon	12,00	20,60
72119099	Iron/non alloy steel,cold reduced,<=25mm width<=400mm,weight>0.6%carbon,thickness>=0.17mm	0,18	19,90
72224090	Bar&rod,stainless steel,angle,shape§ unfinish workcold roll,circular cross section	5,10	18,66
72051000	Pig iron, spiegeleisen, iron or steel of granules	17,00	16,13
72192100	Flat-rolled product stainless steel,width>=600mm,unfinish work than hot-rolled not in coils,thickness>10mm	4,24	11,27
72192300	Flat-rolled product stainless steel,width>=600mm,unfinish work than hot-rolled not in coils,3mm>=thickness<4.75mm	3,24	8,67
72125099	Oth than flat-roll iron/non-alloy steel,not coated,hoop&strip,,width>25 mm	0,28	7,50
72223090	Oth tha bar&rod,unfinish work than hot/cold,circular crosssection	0,05	4,90
72111913	Iron/non Alloy steel,width<600mm,not coated,width>=150mm,thickness<=4.75mm,weight<0.6%carbon,hoop&strip; all plates	2,33	3,68
72126099	Oth than flat-rolled iron/non-alloy steel,clad,weight>0.6%&hoop and strip	0,09	3,38
72279000	Oth than bar&rod,hot roll, irregularly wound coil,oth alloysteel,high speed steel,silico-manganese steel	0,01	2,31
72169900	Angle,oth than slotted angles,further work than hot finish,from flat-rolled product	0,37	1,55
59119090	Textile product & articles for technical used oth thn sub heading 5911.10 - 5911.40,oth thn gaskets and seals	116,92	7.643,20
59113200	Textile product and articles for technical used sub heading 5911.10 - 5911.31, weighing 650 g/m2 or more	125,90	6.334,02
59113100	Textile product and articles for technical used sub heading 5911.10 - 5911.20, weighing less than 650 g/m2	6,36	1.340,73
59100000	Transm/conveyor belts,of text material,won impregnated,coat,covered/laminate w/ plastics,reinforced w/metal/oth material	29,08	314,29
59119010	Textile product and articles for technical used other than sub heading 5911.10 - 5911.40, gaskets and seals	0,50	16,37
59061000	Adhesive tape of a width not exceeding 20 cm	6,86	6,41

Sumber: BPS Provinsi Riau

LANJUTAN TABEL 22.

Kode HS	Komoditas	Volume (Ribukg)	Nilai (Ribukg US \$)
(1)	(2)	(3)	(4)
39202099	film, foil & strip, of polymers of propylene, unreinforced, laminated, supported or similarly combined with other materials.	320,33	1.838,91
39011099	In addition to Linear Low-Density Polyethylene (LLDPE) & not in the form of liquid or paste	1.519,25	1.760,60
39069099	Other Sodium polyacrylate not in dispersion	644,18	1.381,52
39219090	Other plates, sheets, film, foil and strip, of other cellulose or its chemical derivatives, cellular	1.020,20	1.212,87
39232119	Ethylene Polymers Aseptic bags, reinforced w aluminium foil (exc retort pouches), width \geq 315mm & length \geq 410mm, not sealed gland	168,10	1.210,37
39232990	Aseptic Bags of oth plastics, reinforced/not w aluminium foil (exc retort pouches), width \geq 315mm & length \geq 410mm, not Sealed Gland	195,07	1.175,33
39019090	Polymers of ethylene, in primary forms, other than HS 39011012-39019040	872,00	1.033,35
39235000	Stoppers, lids, caps and other closures	121,62	639,85
39239090	Other articles for the conveyance or packing of goods, of plastics	264,74	564,67
39201019	Plates & sheets, of polymers of ethylene, unreinforced, laminated, supported or similarly combined with oth materials, unrigid	350,69	539,94
39232199	Aseptic bags unreinforced w aluminium foil (exc retort pouches), width \geq 315 mm & length \geq 410mm, not incorporating a sealed gland	172,08	505,16
39072090	Other polyethers Other than polytetramethylene ether glycol	219,22	395,46
39191099	Self-adhesive plates, sheets, film, foil, tape, strip & oth flat shapes, of other plastic in rolls of a width \leq 20cm	108,78	386,15
39269059	Other articles for industrial uses	157,64	367,15
39174000	Fittings	47,33	281,51
39231090	Boxes, crates and similar articles, of plastics	205,46	228,41
39139090	Other Alginic acid, its salts & esters, oth than HS 3913.90.10 - 3913.90.30	39,22	220,06
39189091	Cover the walls or ceiling of polyethylene	121,69	192,64
39123100	Cellulose ethers, carboxymethylcellulose & its salts	12,00	182,04
39162020	Rods, sticks & profile shapes of polymers of vinyl chloride,	121,40	149,43

Sumber: BPS Provinsi Riau

LANJUTAN TABEL 22.

Kode HS	Komoditas	Volume (RibU Kg)	Nilai (RibU US \$)
(1)	(2)	(3)	(4)
39269053	Transmission or conveyor belts or belting	4,37	100,64
39069020	Other Poly(methyl methacrylate) In dispersion	80,00	100,00
39206290	Film,foil&strip,of poly(ethylene terephthalate)&unreinforced,laminated,supported/similarly combined with oth materials.	67,20	94,42
39249090	Other household articles, of plastics	84,90	87,54
39269099	Other articles of plastics & other materials of headings 39.01 to 39.14. oth than 3926.10.00-3926.90.92	35,04	60,76
39129090	Other cellulose, in oth form except head 3912.10-30	11,65	60,38
39241090	Tableware and kitchenware, of plastics	35,88	57,68
39199099	Self-adhesive plates, sheets, film, foil, tape, strip and other flat shapes, not in rolls, except HS 3919.90-92	5,87	53,77
39206110	Plates and sheets,of polycarbonates and not reinforced, laminated, supported or similarly combined with other materials.	29,17	52,06
39205111	Plates&sheets,of poly(methyl methacrylate)&unreinforced,laminated,supported/similarly combined with oth materials,rigid	24,12	51,87
39201090	Film,foil and strip,of polymers of ethylene,unreinforced,laminated,supported or similarly combined with other materials.	23,61	50,87
39259000	Other builders' ware of plastics, except headings 3925.10 to 3925.30	53,79	44,33
39140000	Ionexchangers based on polymers of headings 39.01 to 39.13, in primary forms.	4,70	43,69
39264000	Statuettes and other ornamental articles	19,83	43,49
39252000	Doors, windows and their frames and thresholds for doors, of plastics	3,72	36,11
39207199	Plates,foil&strip,of	1,56	32,55
39251000	Reservoirs, tanks, vats and similar containers, of a capacity exceeding 300 l, of plastics	4,68	30,95
39191020	Self-adhesive plates,sheets,film,foil,tape,strip&oth flat shapes,of polyethylene in rolls of a width≤20cm	1,80	25,11
39269010	Floats for fishing nets	27,26	23,31
39073030	Epoxide resins, in the form of liquids or pastes	7,70	22,61
39073090	Other epoxide resins in oth form	2,37	20,57

Sumber: BPS Provinsi Riau

LANJUTAN TABEL 22.

Kode HS	Komoditas	Volume (RibU Kg)	Nilai (RibU US \$)
(1)	(2)	(3)	(4)
15131100	Crude oil of coconut (copra) oil	9.000,00	9.015,59
15131910	Fractions of unrefined coconut oil, not chemically modified	3.000,00	2.639,98
15159091	Crude oil of oth fixed vegetable fats and oils, nec in heading 1515	3.995,00	1.606,12
15132995	Palm kernel oil, RBD	663,96	675,25
88021100	Helicopters of an unladenweight <= 2,000 kg	7,72	13.398,39
88040090	Oth parachutes (incl dirigible parachut,paragliders) androtochutes; parts thereof and accessories thereto.	0,00	4,70
34031119	Oth liquid preprtion for the treatment textile or oth materials, cont petroleum	785,91	2.064,44
34021390	Non-ionic including organic surfaceactive agents, put up for retail sale or not, exc hydroxylterminated polybutadiene	669,21	1.909,07
34029092	Anionic washing or cleaning reparations,including bleaching,cleansing or degreasing preparations not in liquid form	572,63	1.647,30
34021990	Org surf-active agents,put up for retsale/not,oth than anionic,cationic&non-ionic&of a kind suit to use in fire-ext prep	576,50	1.099,18
34021200	Cationic including organic surfaceactive agents, whether or not put up for retail sale	208,00	873,60
34049090	Aside from lignite chemically modified & poly (oxyethylene) (polyethylene glycol)	424,40	764,85
34022095	Washing or cleaning prep,including bleaching,cleansing or degreasing prep put up for retailsale except in liquid form	539,65	256,17
34029019	Surf active prep, wash prep incl aux wash&clean prep,cont soap/not,in liq form, oth than HS34.01, 3402.90.11-14 retSale	56,00	125,46
34029099	Surface active prep,wash prep incl aux wash&clean prep,cont soap/not,in liq form,oth than of 34.01,HS 3402.90.91 to 94	14,40	86,18
34060000	C&les, tapers & the like.	33,05	26,58
	Other Goods	412.953,60	71.126,37
	Jumlah	3.854.494,02	1.317.953,09

Sumber: BPS Provinsi Riau



DATA

MENCERDASKAN BANGSA



BADAN PUSAT STATISTIK PROVINSI RIAU
Jl. Pattimura No. 12 Pekanbaru, 28131
Telp. (0761) 23042 - 21336 Fax (0761) 21336
Homepage : <http://riau.bps.go.id> // Email: bps1400@bps.go.id

ISSN 2354-8096



9 772354 809608 >