



Katalog BPS : 1205001.3217

KABUPATEN BANDUNG BARAT DALAM ANGKA

2010



Bandung Barat Regency
in Figures



BADAN PUSAT STATISTIK KABUPATEN BANDUNG BARAT

<http://bandungbaratkab.bps.go.id>



Kabupaten Bandung Barat Dalam Angka
Bandung Barat Regency in Figures
2010

<http://bandungbaratkab.go.id>



Badan Pusat Statistik
Kabupaten Bandung Barat

Kabupaten Bandung Barat Dalam Angka 2010
Bandung Barat Regency in Figures 2010

ISSN:

Nomor Publikasi/Publication Number: 3217.1001

Katalog BPS/BPS Catalogue: 1205001.3217

Ukuran Buku/Book Size: 23 cm x 17 cm

Jumlah Halaman/Number of Pages: 270

Naskah/Manuscript:

Seksi Integrasi Pengolahan dan Diseminasi Statistik

Badan Pusat Statistik Kabupaten Bandung Barat

Integration Processing and Dissemination of Statistics

BPS-Statistics of Bandung Barat Regency

Gambar Kulit/Cover: Gua Pawon, Citatah, Cipatat

Diterbitkan oleh/Published by:

Badan Pusat Statistik Kabupaten Bandung Barat

BPS-Statistics of Bandung Barat Regency

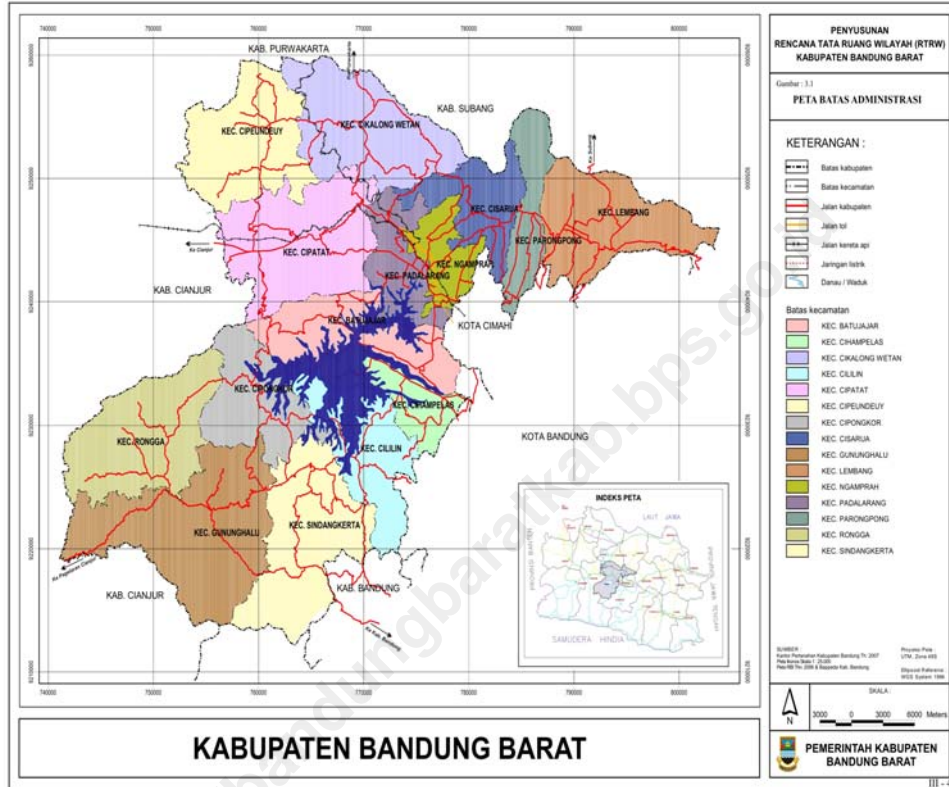
"Boleh mengutip dengan menyebut sumbernya"

"May be cited with reference to the source"



<http://bandungbaratkab.bps.go.id>

PETA KABUPATEN BANDUNG BARAT



<http://bandungbaratkab.bps.go.id>

KATA PENGANTAR

Puji syukur kehadiran Allah SWT, karena atas segala limpahan Rahmat dan Karunia-Nya publikasi "**Kabupaten Bandung Barat Dalam Angka Tahun 2010**" ini dapat diterbitkan. Buku ini menyajikan data dasar yang merupakan data hasil kegiatan Badan Pusat Statistik dan data sektoral yang dikumpulkan dari berbagai sumber baik Pemerintah seperti Dinas, Instansi, Badan, Lembaga, maupun Swasta dan lainnya yang seluruh kegiatannya berada dalam lingkup wilayah Kabupaten Bandung Barat.

Melalui publikasi ini pula dapat dilihat gambaran umum tentang keadaan geografis, ciri dan keadaan sosial ekonomi penduduk, serta perekonomiannya.

Publikasi Kabupaten Bandung Barat Dalam Angka ditampilkan dalam bentuk tabel-tabel dan grafik serta analisa diskriptif yang mudah dibaca oleh pengguna data, sehingga diharapkan informasi yang terangkum dapat bermanfaat bagi para pengguna.

Kami menyadari dalam publikasi ini terdapat kekurangan terutama dari segi penyajian maupun keragaman datanya, untuk itu segala saran dan masukan sangat diharapkan untuk perbaikan publikasi yang akan datang. Akhirnya, atas bantuan dan kerjasama dari berbagai pihak hingga terwujudnya publikasi ini kami sampaikan penghargaan yang setinggi-tingginya dan ucapan terima kasih yang tak terhingga. Semoga buku ini bermanfaat bagi yang memerlukan.

Bandung Barat, Desember 2010

**BADAN PUSAT STATISTIK
KABUPATEN BANDUNG BARAT**
Kepala,

DRS. ERWAN SYAHRIZA
NIP. 19620728 199003 1 001

<http://bandungbaratkab.bps.go.id>

PREFACE

*With Praises and Honours to the God almighty, the publication of "**Bandung Barat Regency in Figures 2010**" has been accomplished. This book presents basic data which is results activities BPS-Statistics of Bandung Barat Regency and Sectoral data that collected from various sources both from the government such as offices, agencies, institutions, and other private that all activities are within the territory Bandung Barat Regency.*

Through this publication we can know overview of geographic condition, socio – economic characteristics and circumstances of the population with their economy.

Publication of Bandung Barat Regency in Figures is appeared in the form of tables, graphs and descriptive analysis that is readable by the data user, so it is expected that summarized information can be useful for the users.

We realize there are shortcomings in this publication especially in terms of presentation and the diversity data, we want to convey our highest appreciation and gratitude for all assistance and cooperation from various parties for this publicaton. Hopefully this book can be useful for those who required.

Bandung Barat, Desember 2010

**BPS-Statistics of Bandung Barat Regency
Head,**

DRS. ERWAN SYAHRIZA
NIP. 19620728 199003 1 001

<http://bandungbaratkab.bps.go.id>

Daftar Isi

Contents

| | |
|---|------|
| Logo Kabupaten Bandung Barat <i>Symbol of Bandung Barat Regency</i> | v |
| Peta Kabupaten Bandung Barat <i>Map of Bandung Barat Regency</i> | vii |
| Kata Pengantar <i>Preface</i> | ix |
| Daftar Isi <i>Contents</i> | xi |
| Daftar Gambar <i>List of Figures</i> | xxv |
| Penjelasan Umum <i>Explanatory Notes</i> | xxvi |

Tabel

Tables

Bab I Kondisi Geografi

Chapter I Geographical Condition

| | | |
|-----|--|---|
| 1.1 | Jarak Antar Kecamatan di Kabupaten Bandung Barat (Km), 2009 <i>Distance Among District in Bandung Barat Regency (Km), 2009</i> | 5 |
| 1.2 | Jumlah Curah Hujan di Kabupaten Bandung Barat, 2008-2009 <i>Number of Rainfall in Bandung Barat Regency, 2008-2009</i> | 7 |

Bab II Pemerintahan

Chapter II Government

| | | |
|-------|--|----|
| 2.1 | Jumlah Desa dan Kelurahan Menurut Kecamatan di Kabupaten Bandung Barat, 2009 <i>Number of Village and Special Village by District in Bandung Barat Regency, 2009</i> | 13 |
| 2.2.1 | Jumlah PNSD Pemerintah Kabupaten Bandung Barat Menurut Unit Kerja dan Golongan, 2009 <i>Number of Civil Servans of Bandung Barat Regency by Institution and Rank, 2009</i> | 14 |

| | | |
|-------|---|----|
| 2.2.2 | Jumlah PNSD Pemerintah Kabupaten Bandung Barat Menurut Unit Kerja dan Pendidikan yang Ditamatkan, 2009 <i>Number of Civil Servants of Bandung Barat Regency by Institution and Education Attainment, 2009</i> | 18 |
| 2.3.1 | Jumlah Anggota Komisi A DPRD Kabupaten Bandung Barat Menurut Fraksi dan Jenis Kelamin, 2009 <i>Number of Parliament Members by Commission of A in Bandung Barat Regency by Fraction and Sex, 2009</i> | 22 |
| 2.3.2 | Jumlah Anggota DPRD Kabupaten Bandung Barat Menurut Pendidikan dan Jenis Kelamin, 2009 <i>Number of Parliament Members of Bandung Barat Regency by Education and Sex, 2009</i> | 23 |
| 2.3.3 | Jumlah Anggota DPRD Kabupaten Bandung Barat Menurut Komisi, Pimpinan DPRD dan Jenis Kelamin, 2009 <i>Number of Parliament Members of Bandung Barat Regency by Commission, Head of DPRD and Sex, 2009</i> | 24 |

Bab III Penduduk dan Tenaga Kerja

Chapter III Population and Labour Force

| | | |
|-------|---|----|
| 3.1.1 | Luas Wilayah dan Kepadatan Penduduk di Kabupaten Bandung Barat, 2009 <i>Region Area and Density per Km² in Bandung Barat Regency, 2009</i> | 28 |
| 3.1.2 | Jumlah Penduduk dan Rasio Jenis Kelamin di Kabupaten Bandung Barat, 2009 <i>Number of Population and Sex Ratio in Bandung Barat Regency, 2009</i> | 30 |
| 3.1.3 | Jumlah Penduduk Menurut Kecamatan dan Kelompok Umur Produktif di Kabupaten Bandung Barat, 2009 <i>Number of Population by Productive Age Group and District in Bandung Barat Regency, 2009</i> | 31 |
| 3.1.4 | Jumlah Penduduk Menurut Status Perkawinan di Kabupaten Bandung Barat, 2009 <i>Number of Population by Marriage Status in Bandung Barat Regency, 2009</i> | 34 |
| 3.2.1 | Jumlah Pencari Kerja Menurut Jenis Kelamin di Kabupaten Bandung Barat, 2009 <i>Number of Job Seekers by Sex in Bandung Barat Regency, 2009</i> | 36 |
| 3.2.2 | Jumlah Pendaftaran Pencari Kerja Menurut Golongan Jabatan dan Jenis Kelamin di Kabupaten Bandung Barat, 2009 <i>Number of Job Seekers By Function and Sex in Bandung Barat Regency, 2009</i> | 37 |
| 3.2.3 | Jumlah Lowongan Kerja Menurut Pendidikan dan Jenis Kelamin di Kabupaten Bandung Barat 2009 <i>Number of Job Vacancies by Educational Attainment and Sex in Bandung Barat Regency. 2009</i> | 38 |
| 3.2.4 | Jumlah Lowongan Kerja Menurut Golongan Jabatan dan Jenis Kelamin di Kabupaten Bandung Barat 2009 <i>Number of Job Vacancies by function and Sex in Bandung Barat Regency. 2009</i> | 39 |
| 3.2.5 | Jumlah Lowongan Kerja Menurut Sektor Lapangan Usaha dan Jenis Kelamin di Kabupaten Bandung Barat 2009 <i>Number of Job Vacancies By Sector Fiel Activity and Sex in Bandung Barat Regency. 2009</i> | 40 |

| | | |
|---|--|----|
| 3.2.6 | Banyaknya Daftar Calon Transmigrasi di Kabupaten Bandung Barat, 2009 <i>Number List of Candidate for Reshuttlement In Bandung Barat Regency 2009.....</i> | 41 |
| | | |
| Bab IV Pendidikan, Kesehatan, dan Sosial Lainnya | | |
| <i>Chapter IV Education, Health, and Social Affair</i> | | |
| 4.1.1 | Jumlah Sekolah dan Siswa TK Menurut Kecamatan di Kabupaten Bandung Barat, 2009 <i>Number of Kindergarten Schools, Class, and Pupils by District in Bandung Barat Regency, 2009</i> | 47 |
| 4.1.2 | Jumlah Guru TK Menurut Kecamatan dan Status di Kabupaten Bandung Barat, 2009 <i>Number of Private Kindergarten Tachers School by Status and District in Bandung Barat Regency, 2009</i> | 48 |
| 4.1.3 | Jumlah Sekolah Dasar Negeri dan Swasta Menurut Kecamatan di Kabupaten Bandung Barat, 2009 <i>Number of Public and Private Elementary School by District in Bandung Barat Regency, 2009</i> | 49 |
| 4.1.4 | Jumlah Murid Sekolah Dasar Negeri Berdasarkan Kelas di Kabupaten Bandung Barat, 2009 <i>Number of Pupils in Public and Private Elementary School by Class in Bandung Barat Regency, 2009.....</i> | 50 |
| 4.1.5 | Jumlah Murid Sekolah Dasar Swasta Berdasarkan Kelas di Kabupaten Bandung Barat, 2009 <i>Number of Pupils in Public and Private Elementary School by Class in Bandung Barat Regency, 2009.....</i> | 51 |
| 4.1.6 | Jumlah Murid Sekolah Dasar Negeri Menurut Kelompok Umur di Kabupaten Bandung Barat, 2009 <i>Number of Public and Private Elementary School Pupils by Age Group in Bandung Barat Regency, 2009.....</i> | 52 |
| 4.1.7 | Jumlah Murid Sekolah Dasar Swasta Menurut Kelompok Umur di Kabupaten Bandung Barat, 2009 <i>Number of Public and Private Elementary School Pupils by Age Group in Bandung Barat Regency, 2009.....</i> | 53 |
| 4.1.8 | Jumlah Ruang Belajar Sekolah Menurut Status Pemilik dan Kondisi di Kabupaten Bandung Barat, 2009 <i>Number of School Classroom by Property Status and Condition in Bandung Barat Regency, 2009.....</i> | 54 |
| 4.1.9 | Jumlah Guru SD Negeri Menurut Status Kepegawaian dan Golongan di Kabupaten Bandung Barat, 2009 <i>Number of Public Elementary School Teacher by Grade Status and Rank in Bandung Barat Regency, 2009</i> | 55 |

| | | |
|--------|---|----|
| 4.1.10 | Jumlah Guru SD Swasta Menurut Status Kepegawaian dan Golongan di Kabupaten Bandung Barat, 2009 <i>Number of Private Elementary School Teacher by Grade Status and Rank In Bandung Barat Regency, 2009</i> | 56 |
| 4.1.11 | Jumlah Sekolah Menengah Pertama Negeri dan Swasta Menurut Kecamatan di Kabupaten Bandung Barat, 2009 <i>Number of Public and Private Junior High School by District in Bandung Barat Regency, 2009</i> | 57 |
| 4.1.12 | Jumlah Murid Sekolah Menengah Pertama Negeri dan Swasta Berdasarkan Kelas di Kabupaten Bandung Barat, 2009 <i>Number of Pupils of Public and Private Junior High School by Class in Bandung Barat Regency, 2009</i> | 58 |
| 4.1.13 | Jumlah Guru SMP Negeri dan Swasta Menurut Status Kepegawaian dan Golongan di Kabupaten Bandung Barat, 2009 <i>Number of Public Junior High School Teacher by Grade Status and Grade in Bandung Barat Regency, 2009</i> | 59 |
| 4.1.14 | Jumlah Ruang Belajar Menurut Status SMP Negeri dan Swasta di Kabupaten Bandung Barat, 2009 <i>Number of Junior High School Classroom Property by Status in Bandung Barat Regency, 2009</i> | 60 |
| 4.1.15 | Jumlah Murid Sekolah Menengah Umum Negeri dan Swasta Berdasarkan Kelas dan Kecamatan di Kabupaten Bandung Barat, 2009 <i>Number of Pupils of Public and Private Senior High School by Class and District in Bandung Barat Regency, 2009</i> | 61 |
| 4.1.16 | Jumlah Guru SMU Negeri dan Swasta Menurut Status Kepegawaian dan Golongan di Kabupaten Bandung Barat, 2009 <i>Number of Public Senior High School Teacher by Grade Status in Bandung Barat Regency, 2009</i> | 63 |
| 4.1.17 | Jumlah Ruang Belajar Menurut Status SMU Negeri dan Swasta di Kabupaten Bandung Barat, 2009 <i>Number of Junior High School Classroom Property by Status in Bandung Barat Regency, 2009</i> | 64 |
| 4.1.18 | Jumlah Sekolah, Kelas, Rombongan Belajar, Murid, dan Guru Pada Madrasah Ibtidaiyah di Kabupaten Bandung Barat, 2009 <i>Number of School, Study Room, Pupils, and Teacher in Madrasah Ibtidaiyah in Bandung Barat Regency, 2009</i> | 65 |
| 4.1.19 | Jumlah Sekolah, kelas, Ruang Belajar, Murid, dan Guru Pada Madrasah Tsanawiyah di Kabupaten Bandung, 2009 <i>Number of School, Study Group, Pupils, and Teacher in Madrasah Tsanawiyah in Bandung Barat Regency, 2009</i> | 66 |
| 4.1.20 | Jumlah Sekolah, Kelas, Ruang Belajar, Murid, dan Guru Pada Madrasah Aliyah di Kabupaten Bandung Barat, 2009 <i>Number of School, Study Room, Pupils, and Teacher in Madrasah Aliyah in Bandung Barat Regency, 2009</i> | 67 |

| | | |
|-------|---|----|
| 4.2.1 | Jumlah Puskesmas, Dokter, dan Paramedis di Kabupaten Bandung Barat, 2009 <i>Number of Public Health Centers, Doctors, and Madical in Bandung Barat Regency, 2009</i> | 69 |
| 4.2.2 | Jumlah Puskesmas dan Kunjungan Berobat di Kabupaten Bandung Barat, 2009 <i>Number of Public Health Centers and Visitors in Bandung Barat Regency, 2009</i> | 70 |
| 4.2.3 | Jumlah Tenaga Kesehatan Puskesmas di Kabupaten Bandung Barat, 2009 <i>Number of Medical in Public Health Centers in Bandung Barat Regency, 2009</i> | 71 |
| 4.2.4 | Distribusi Vitamin A untuk Anak Balita di Kabupaten Bandung Barat, 2009 <i>Distribution of Vitamin A for a Child Under Five Years Old in Bandung Barat Regency, 2009</i> | 72 |
| 4.2.5 | Jumlah Fasilitas Sarana Air Minum Menurut Jenis di Kabupaten Bandung Barat, 2009 <i>Number of Drink Water Facility by Kind in Bandung Barat Regency, 2009</i> | 73 |
| 4.2.6 | Jumlah Jamban Keluarga, Sarana Pembuangan Air Limbah (SPAL), dan Cakupan Penduduk yang Dilayani di Kabupaten Bandung Barat, 2009 <i>Number Family Lavatory, Lavatories Facility, and Population Services in Bandung Barat Regency, 2009</i> | 74 |
| 4.2.7 | Jumlah Jamban Keluarga Menurut Jenis Kloset di Kabupaten Bandung Barat, 2009 <i>Number of Family Lavatories by Kind in Bandung Barat Regency, 2009</i> | 75 |
| 4.2.8 | Banyaknya Donor dan Golongan Darah di Kabupaten Bandung Barat, 2009 <i>Totals Bloods Donors and Kind of Bloods by District in Bandung Barat Regency, 2009</i> | 76 |
| 4.3.1 | Banyaknya Peserta Akseptor KB Aktif di Kabupaten Bandung Barat, 2009 <i>Number of Family Planning for Activity Acceptors Target by Contraception Used In Bandung Barat Regency, 2009</i> | 78 |
| 4.3.2 | Sasaran Peserta KB Baru di Kabupaten Bandung Barat, 2009 <i>Number of Acceptors Contraception Target Used for New Acceptors in Bandung Barat Regency, 2009</i> | 81 |
| 4.5.1 | Jumlah Penyandang Masalah Kesejahteraan Sosial (PMKS) di Kabupaten Bandung Barat, 2009 <i>Number of Social Problems by Kind in Bandung Barat Regency, 2009</i> | 84 |
| 4.5.2 | Data Potensi dan Sumber Kesejahteraan Sosiaal (PSKS) di Kabupaten Bandung Barat, 2009 <i>Potential Data and Sources of Social Welfare in Bandung Barat Regency, 2009</i> | 89 |
| 4.6.1 | Penyelesaian Perkara Pidana di Pengadilan Negeri Bale Bandung, 2009 <i>Court of Justice has Finished and Report of Criminal Cases in Bale Bandung, 2009</i> | 90 |
| 4.6.2 | Rekapitulasi Jumlah Perkara Dalam Tahun 2009 Pada Pengadilan Negeri Bale Bandung <i>Recapitulation of The Case in State Court Bale Bandung, 2009</i> | 91 |
| 4.7.1 | Jumlah Tindak Pidana dan Penyelesaiannya di Wilayah Hukum Polres Kabupaten Bandung Barat, 2009 <i>Number of Crime and It's Resolution in The Jurisdiction of Police Station in The District Bandung Barat Regency, 2009</i> | 93 |

Bab V Pertanian*Chapter V Agriculture*

| | | |
|--------|--|-----|
| 5.1.1 | Luas Tanam, Panen, Produksi, dan Rata-Rata Produksi Padi Sawah di Kabupaten Bandung Barat, 2009 <i>Area, Harvest Area, Production, and Average Yield of Wet Land Paddy in Bandung Barat Regency, 2009</i> | 101 |
| 5.1.2 | Luas Tanam, Panen, Produksi, dan Rata-Rata Produksi Padi Ladang di Kabupaten Bandung Barat, 2009 <i>Area, Harvest Area, Production, and Average Yield of Dry Land Paddy in Bandung Barat Regency, 2009</i> | 103 |
| 5.1.3 | Luas Tanam, Panen, Produksi, dan Rata-Rata Produksi Jagung di Kabupaten Bandung Barat, 2009 <i>Area, Harvest Area, Production, and Average Yield of Corn In Bandung Barat Regency, 2009</i> | 104 |
| 5.1.4 | Luas Tanam, Panen, Produksi, dan Rata-Rata Produksi Ubi Kayu di Kabupaten Bandung Barat, 2009 <i>Area, Harvest Area, Production, and Average Yield of Cassava in Bandung Barat Regency, 2009</i> | 105 |
| 5.1.5 | Luas Tanam, Panen, Produksi, dan Rata-Rata Produksi Ubi Jalar di Kabupaten Bandung Barat, 2009 <i>Area, Harvest Area, Production, and Average Yield of Sweet Potatoes in Bandung Barat Regency, 2009</i> | 106 |
| 5.1.6 | Luas Tanam, Panen, Produksi, dan Rata-Rata Produksi Kacang Kedele di Kabupaten Bandung Barat, 2009 <i>Area, Harvest Area, Production, and Average Yield of Soyabean In Bandung Barat Regency, 2009</i> | 107 |
| 5.1.7 | Luas Tanam, Panen, Produksi, dan Rata-Rata Produksi Kacang Tanah di Kabupaten Bandung Barat, 2009 <i>Area, Harvest Area, Production, and Average Yield of Peanuts In Bandung Barat Regency, 2009</i> | 108 |
| 5.1.8 | Luas Tanam, Panen, Produksi, dan Rata-Rata Produksi Kacang Hijau di Kabupaten Bandung Barat, 2009 <i>Area, Harvest Area, Production, and Average Yield of Small Green Pea In Bandung Barat Regency, 2009</i> | 109 |
| 5.1.9 | Luas Tanam, Panen, Produksi, dan Rata-Rata Produksi Kacang Merah di Kabupaten Bandung Barat, 2009 <i>Area, Harvest Area, Production, and Average Yield of Kidney Beans In Bandung Barat Regency, 2009</i> | 110 |
| 5.1.10 | Luas Tanam, Panen, Produksi, dan Rata-Rata Produksi Bawang Daun di Kabupaten Bandung Barat, 2009 <i>Area, Harvest Area, Production, and Average Yield of Scallion In Bandung Barat Regency, 2009</i> | 111 |

| | | |
|--------|--|-----|
| 5.1.11 | Luas Tanam, Panen, Produksi, dan Rata-Rata Produksi Bawang Merah di Kabupaten Bandung Barat, 2009 <i>Area, Harvest Area, Production, and Average Yield of Red Onion</i> <i>In Bandung Barat Regency, 2009</i> | 112 |
| 5.1.12 | Luas Tanam, Panen, Produksi, dan Rata-Rata Produksi Bawang Putih di Kabupaten Bandung Barat, 2009 <i>Area, Harvest Area, Production, and Average Yield of Garlic</i> <i>In Bandung Barat Regency, 2009</i> | 113 |
| 5.1.13 | Luas Tanam, Panen, Produksi, dan Rata-Rata Produksi Kubis di Kabupaten Bandung Barat, 2009 <i>Area, Harvest Area, Production, and Average Yield of Cabbage</i> <i>In Bandung Barat Regency, 2009</i> | 114 |
| 5.1.14 | Luas Tanam, Panen, Produksi, dan Rata-Rata Produksi Tomat di Kabupaten Bandung Barat, 2009 <i>Area, Harvest Area, Production, and Average Yield of Tomatoes</i> <i>In Bandung Barat Regency, 2009</i> | 115 |
| 5.1.15 | Luas Tanam, Panen, Produksi, dan Rata-Rata Produksi Cabe Besar di Kabupaten Bandung Barat, 2009 <i>Area, Harvest Area, Production, and Average Yield of Chilli</i> <i>In Bandung Barat Regency, 2009</i> | 116 |
| 5.1.16 | Luas Tanam, Panen, Produksi, dan Rata-Rata Produksi Kentang di Kabupaten Bandung Barat, 2009 <i>Area, Harvest Area, Production, and Average Yield of Potatoes</i> <i>In Bandung Barat Regency, 2009</i> | 117 |
| 5.1.17 | Luas Tanam, Panen, Produksi, dan Rata-Rata Produksi Petsai/Sawi di Kabupaten Bandung Barat, 2009 <i>Area, Harvest Area, Production, and Average Yield of Mustard Greens</i> <i>In Bandung Barat Regency, 2009</i> | 118 |
| 5.1.18 | Luas Tanam, Panen, Produksi, dan Rata-Rata Produksi Kacang Panjang di Kabupaten Bandung Barat, 2009 <i>Area, Harvest Area, Production, and Average Yield of Yard Long Beans</i> <i>In Bandung Barat Regency, 2009</i> | 119 |
| 5.1.19 | Luas Tanam, Panen, Produksi, dan Rata-Rata Produksi Buncis di Kabupaten Bandung Barat, 2009 <i>Area, Harvest Area, Production, and Average Yield of French Beans</i> <i>In Bandung Barat Regency, 2009</i> | 120 |
| 5.1.20 | Luas Tanam, Panen, Produksi, dan Rata-Rata Produksi Terung di Kabupaten Bandung Barat, 2009 <i>Area, Harvest Area, Production, and Average Yield of Eggplant</i> <i>In Bandung Barat Regency, 2009</i> | 121 |
| 5.1.21 | Luas Tanam, Panen, Produksi, dan Rata-Rata Produksi Ketimun di Kabupaten Bandung Barat, 2009 <i>Area, Harvest Area, Production, and Average Yield of Cucumber</i> <i>In Bandung Barat Regency, 2009</i> | 122 |

| | | |
|--------|---|-----|
| 5.1.22 | Luas Tanam, Panen, Produksi, dan Rata-Rata Produksi Kangkung di Kabupaten Bandung Barat, 2009 <i>Area, Harvest Area, Production, and Average Yield of Swamp Cabbage In Bandung Barat Regency, 2009</i> | 123 |
| 5.1.23 | Luas Tanam, Panen, Produksi, dan Rata-Rata Produksi Bayam di Kabupaten Bandung Barat, 2009 <i>Area, Harvest Area, Production, and Average Yield of Spinach In Bandung Barat Regency, 2009</i> | 124 |
| 5.1.24 | Luas Tanam, Panen, Produksi, dan Rata-Rata Produksi Labu Siam di Kabupaten Bandung Barat, 2009 <i>Area, Harvest Area, Production, and Average Yield of Pumpkin Chajota In Bandung Barat Regency, 2009</i> | 125 |
| 5.1.25 | Luas Tanam, Panen, Produksi, dan Rata-Rata Produksi Wortel di Kabupaten Bandung Barat, 2009 <i>Area, Harvest Area, Production, and Average Yield of Carrot In Bandung Barat Regency, 2009</i> | 126 |
| 5.1.26 | Realisasi Tanam, Panen, dan Produksi Pisang di Kabupaten Bandung Barat, 2009 <i>Realization Plant, Harvest, and Production of Banana In Bandung Barat Regency, 2009</i> | 127 |
| 5.1.27 | Realisasi Tanam, Panen, dan Produksi Pepaya di Kabupaten Bandung Barat, 2009 <i>Realization Plant, Harvest, and Production of Papaya In Bandung Barat Regency, 2009</i> | 128 |
| 5.1.28 | Realisasi Tanam, Panen, dan Produksi Rambutan di Kabupaten Bandung Barat, 2009 <i>Realization Plant, Harvest, and Production of Rambutan In Bandung Barat Regency, 2009</i> | 129 |
| 5.1.29 | Realisasi Tanam, Panen, dan Produksi Alpukat di Kabupaten Bandung Barat, 2009 <i>Realization Plant, Harvest, and Production of Avocado In Bandung Barat Regency, 2009</i> | 130 |
| 5.1.30 | Realisasi Tanam, Panen, dan Produksi Durian di Kabupaten Bandung Barat, 2009 <i>Realization Plant, Harvest, and Production of Durian In Bandung Barat Regency, 2009</i> | 131 |
| 5.1.31 | Realisasi Tanam, Panen, dan Produksi Belimbing di Kabupaten Bandung Barat, 2009 <i>Realization Plant, Harvest, and Production of Balimbing In Bandung Barat Regency, 2009</i> | 132 |
| 5.1.32 | Realisasi Tanam, Panen, dan Produksi Mangga di Kabupaten Bandung Barat, 2009 <i>Realization Plant, Harvest, and Production of Mango In Bandung Barat Regency, 2009</i> | 133 |

| | | |
|--------|---|-----|
| 5.1.33 | Realisasi Tanam, Panen, dan Produksi Jeruk Besar di Kabupaten Bandung Barat, 2009 <i>Realization Plant, Harvest, and Production of Citrus In Bandung Barat Regency, 2009</i> | 134 |
| 5.1.34 | Realisasi Tanam, Panen, dan Produksi Nangka/Cempedak di Kabupaten Bandung Barat, 2009 <i>Realization Plant, Harvest, and Production of Jackfruit In Bandung Barat Regency, 2009</i> | 135 |
| 5.1.35 | Realisasi Tanam, Panen, dan Produksi Manggis di Kabupaten Bandung Barat, 2009 <i>Realization Plant, Harvest, and Production of Manggis In Bandung Barat Regency, 2009</i> | 136 |
| 5.1.36 | Realisasi Tanam, Panen, dan Produksi Nenas di Kabupaten Bandung Barat, 2009 <i>Realization Plant, Harvest, and Production of Pineapple In Bandung Barat Regency, 2009</i> | 137 |
| 5.1.37 | Realisasi Tanam, Panen, dan Produksi Salak di Kabupaten Bandung Barat, 2009 <i>Realization Plant, Harvest, and Production of Zalacca Palm In Bandung Barat Regency, 2009</i> | 138 |
| 5.1.38 | Realisasi Tanam, Panen, dan Produksi Sawo di Kabupaten Bandung Barat, 2009 <i>Realization Plant, Harvest, and Production of Bearing Tree In Bandung Barat Regency, 2009</i> | 139 |
| 5.1.39 | Realisasi Tanam, Panen, dan Produksi Sirsak di Kabupaten Bandung Barat, 2009 <i>Realization Plant, Harvest, and Production of Sourshop In Bandung Barat Regency, 2009</i> | 140 |
| 5.1.40 | Realisasi Tanam, Panen, dan Produksi Sukun di Kabupaten Bandung Barat, 2009 <i>Realization Plant, Harvest, and Production of Breadfruit In Bandung Barat Regency, 2009</i> | 141 |
| 5.1.41 | Luas Tanam, Panen, Produksi, dan Rata-Rata Produksi Padi Sawah di Kabupaten Bandung Barat, 2009 <i>Area, Harvest Area, Production, and Average Yield of Wetland Paddy In Bandung Barat Regency, 2009</i> | 142 |
| 5.1.42 | Luas Tanam, Panen, Produksi, dan Rata-Rata Produksi Padi Ladang di Kabupaten Bandung Barat, 2009 <i>Area, Harvest Area, Production, and Average Yield of Dryland Paddy In Bandung Barat Regency, 2009</i> | 143 |
| 5.1.43 | Luas Tanam, Panen, Produksi, dan Rata-Rata Produksi Jagung di Kabupaten Bandung Barat, 2009 <i>Area, Harvest Area, Production, and Average Yield of Corn In Bandung Barat Regency, 2009</i> | 144 |

| | | |
|--------|--|-----|
| 5.1.44 | Luas Tanam, Panen, Produksi, dan Rata-Rata Produksi Ubi Kayu di Kabupaten Bandung Barat, 2009 <i>Area, Harvest Area, Production, and Average Yield of Cassava In Bandung Barat Regency, 2009</i> | 145 |
| 5.1.45 | Luas Tanam, Panen, Produksi, dan Rata-Rata Produksi Ubi Jalar di Kabupaten Bandung Barat, 2009 <i>Area, Harvest Area, Production, and Average Yield of Sweet Potatoes In Bandung Barat Regency, 2009</i> | 146 |
| 5.1.46 | Luas Tanam, Panen, Produksi, dan Rata-Rata Produksi Kacang Kedele di Kabupaten Bandung Barat, 2009 <i>Area, Harvest Area, Production, and Average Yield of Soyabean In Bandung Barat Regency, 2009</i> | 147 |
| 5.1.47 | Luas Tanam, Panen, Produksi, dan Rata-Rata Produksi Bawang Merah di Kabupaten Bandung Barat, 2009 <i>Area, Harvest Area, Production, and Average Yield of Red Onion In Bandung Barat Regency, 2009</i> | 148 |
| 5.1.48 | Luas Tanam, Panen, Produksi, dan Rata-Rata Produksi Bawang Putih di Kabupaten Bandung Barat, 2009 <i>Area, Harvest Area, Production, and Average Yield of Garlic In Bandung Barat Regency, 2009</i> | 149 |
| 5.1.49 | Luas Tanam, Panen, Produksi, dan Rata-Rata Produksi Petsai/Sawi di Kabupaten Bandung Barat, 2009 <i>Area, Harvest Area, Production, and Average Yield of Mustard Greens In Bandung Barat Regency, 2009</i> | 150 |
| 5.1.50 | Luas Tanam, Panen, Produksi, dan Rata-Rata Produksi Wortel di Kabupaten Bandung Barat, 2009 <i>Area, Harvest Area, Production, and Average Yield of Carrot In Bandung Barat Regency, 2009</i> | 151 |
| 5.1.51 | Luas Tanam, Panen, Produksi, dan Rata-Rata Produksi Bawang Daun di Kabupaten Bandung Barat, 2009 <i>Area, Harvest Area, Production, and Average Yield of Scallion In Bandung Barat Regency, 2009</i> | 152 |
| 5.1.52 | Luas Tanam, Panen, Produksi, dan Rata-Rata Produksi Kubis di Kabupaten Bandung Barat, 2009 <i>Area, Harvest Area, Production, and Average Yield of Cabbage In Bandung Barat Regency, 2009</i> | 153 |
| 5.1.53 | Luas Tanam, Panen, Produksi, dan Rata-Rata Produksi Kentang di Kabupaten Bandung Barat, 2009 <i>Area, Harvest Area, Production, and Average Yield of Potatoes In Bandung Barat Regency, 2009</i> | 154 |
| 5.1.54 | Luas Tanam, Panen, Produksi, dan Rata-Rata Produksi Cabe Besar di Kabupaten Bandung Barat, 2009 <i>Area, Harvest Area, Production, and Average Yield of Chilli In Bandung Barat Regency, 2009</i> | 155 |

| | | |
|--------|--|-----|
| 5.1.55 | Luas Tanam, Panen, Produksi, dan Rata-Rata Produksi Tomat di Kabupaten Bandung Barat, 2009 <i>Area, Harvest Area, Production, and Average Yield of Tomatoes In Bandung Barat Regency, 2009</i> | 156 |
| 5.1.56 | Luas Tanam, Panen, dan Produksi Jahe di Kabupaten Bandung Barat, 2009 <i>Area, Harvested Area, and Production Ginger In Bandung Barat Regency, 2009</i> | 157 |
| 5.1.57 | Luas Tanam, Panen, dan Produksi Lengkuas di Kabupaten Bandung Barat, 2009 <i>Area, Harvested Area, and Production Alpine In Bandung Barat Regency, 2009</i> | 158 |
| 5.1.58 | Luas Tanam, Panen, dan Produksi Kencur di Kabupaten Bandung Barat, 2009 <i>Area, Harvested Area, and Production Galanga In Bandung Barat Regency, 2009</i> | 159 |
| 5.1.59 | Luas Tanam, Panen, dan Produksi Kunyit di Kabupaten Bandung Barat, 2009 <i>Area, Harvested Area, and Production Saffron In Bandung Barat Regency, 2009</i> | 160 |
| 5.1.60 | Luas Tanam, Panen, dan Produksi Mengkudu di Kabupaten Bandung Barat, 2009 <i>Area, Harvested Area, and Production Mengkudu In Bandung Barat Regency, 2009</i> | 161 |
| 5.1.61 | Luas Tanam, Panen, dan Produksi Temulawak di Kabupaten Bandung Barat, 2009 <i>Area, Harvested Area, and Production temulawak In Bandung Barat Regency, 2009</i> | 162 |
| 5.1.62 | Luas Tanam, Panen, dan Produksi Temu Ireng di Kabupaten Bandung Barat, 2009 <i>Area, Harvested Area, and Production Temu Ireng In Bandung Barat Regency, 2009</i> | 163 |
| 5.2.1 | Populasi Ternak Besar Menurut Jenis di Kabupaten Bandung Barat, 2009 <i>Big Livestock of Population by District and Kind of Livestock (Head) In Bandung Barat Regency, 2009</i> | 164 |
| 5.2.2 | Populasi Ternak Kecil Menurut Jenis di Kabupaten Bandung Barat, 2009 <i>Population of Small Cattle by Kind of Livestock and District (Head) In Bandung Barat Regency, 2009</i> | 167 |
| 5.2.3 | Produksi Daging, Telur, dan Susu di Kabupaten Bandung Barat, 2009 <i>Production of Meats, Milk and Eggs In Bandung Barat Regency, 2009</i> | 168 |
| 5.3.1 | Potensi Perikanan di Kabupaten Bandung Barat, 2009 <i>Potencial Fishery In Bandung Barat Regency, 2009</i> | 169 |
| 5.4.1 | Realisasi Hasil Hutan Menurut KPH Bandung Utara, 2008-2009 <i>Relization of Forest Product by KPH Northern, 2008-2009</i> | 175 |
| 5.4.2 | Pengadaan Benih Bibit Menurut KPH Bandung Utara, 2009 <i>Procurement of Seed by KPH Northern, 2009</i> | 176 |
| 5.4.3 | Daftar Persediaan Hasil Hutan Menurut KPH Bandung Utara, 2009 <i>Inventory List of Forest Products by KPH Northern, 2009</i> | 177 |
| 5.5.1 | Produk Pelayanan Permohonan Penerbitan Sertifikat Tanah di Kabupaten Bandung Barat, 2009 <i>Service of Application of Land Settlement Product In Bandung Barat Regency, 2009</i> | 178 |
| 5.5.2 | Laporan Pelayanan Pertanahan di Kabupaten Bandung Barat, 2009 <i>Service of Application of Land Arrange Product In Bandung Barat Regency, 2009</i> | 179 |

Bab VI Industri, Listrik, dan Air Minum*Chapter VI Manufacturing, Electricity, and Water Supply*

| | | |
|-------|---|-----|
| 6.1.1 | Jumlah Perusahaan Industri Berdasarkan Jenis di Kabupaten Bandung Barat, 2009 <i>Number of Large and Medium Manufacturing Industries in Bandung Barat Regency, 2009</i> | 189 |
| 6.1.2 | Jumlah Perusahaan Industri Besar Sedang Berdasarkan KLUI (Kode Lapangan Usaha Industri) di Kabupaten Bandung Barat Tahun 2009 <i>Number of Large and Medium Manufacturing Industries by Industrial Code (ISIC) in Bandung Barat Regency, 2009</i> | 190 |
| 6.1.3 | Jumlah Tenaga Kerja Perusahaan Industri Besar dan Sedang Berdasarkan KLUI (Kode Lapangan Usaha Industri) di Kabupaten Bandung Barat, 2009 <i>Number of person engaged in Large and Medium Manufacturing Industries by Industrial Code (ISIC) in Bandung Barat Regency, 2009</i> | 194 |
| 6.2.1 | Pendapatan Penjualan Listrik PLN Menurut UPJ (Unit Pelayanan Jaringan dan Bulan Tarif di Kabupaten Bandung Barat, 2009. <i>Electricity Sales Revenue by Month Tariffs in Bandung Barat Regency, 2009</i> | 200 |
| 6.3.1 | Produksi, Distribusi, Terjual Pendapatan dan Tarif Rata-rata Air PDAM di Kabupaten Bandung Barat, 2009 <i>Production, Distribution, Sold, Leaks, Income and Average Cost by Region Waters Company And Distribution Cities Services in BandungBarat Regency, 2009</i> | 202 |

Bab VII Perdagangan*Chapter VII Trade*

| | | |
|-------|---|-----|
| 7.1.1 | Rekapitulasi Penerbitan Perijinan Perdagangan (SITU, SIUP, TDP, dan Gudang) Kabupaten Bandung Barat, 2009 <i>Rekapitulation of Trade Lisence Publishing and Kind (SITU, SIUP, TDP, and Houseware) Bandung Barat Regency, 2009</i> | 207 |
|-------|---|-----|

Bab VIII Perhubungan, Komunikasi, dan Pariwisata*Chapter VIII Transportation, Communication, and Tourism*

| | | |
|-------|--|-----|
| 8.1.1 | Panjang Jalan Menurut Jenis Permukaan, Kondisi dan Kelas Jalan di Kabupaten Bandung Barat , 2009 <i>Lenght of Road by Type of Surface in Bandung Barat Regency, 2009</i> | 215 |
| 8.2.1 | Laporan Produksi Surat Biasa Kabupaten Bandung Barat, 2009 <i>Kind of Report Post Letters Production by Region Post Office, 2009</i> | 216 |
| 8.3.1 | Laporan Produksi Layanan Pos Kabupaten Bandung Barat, 2009 <i>Kind of Post Production Service Report and Region Post Office, 2009</i> | 218 |
| 8.3.2 | Laporan Produksi Layanan Pos Kabupaten Bandung Barat , 2009 <i>Kind of Post Production Service Report and Region Post Office, 2009</i> | 219 |

| | | |
|-------|--|-----|
| 8.3.3 | Laporan Produksi Layanan Pos Kabupaten Bandung Barat, 2009 <i>Kind of Report Post Production Service and Region Post Office, 2009</i> | 220 |
| 8.4.1 | Jumlah Obyek Wisata Bioskop dan Kolam Renang di Kabupaten Bandung Barat, 2009 <i>Number of Kind Tourism Object Cinema and Swimming Pool In Bandung Barat Regency, 2009</i> | 224 |
| 8.4.2 | Jumlah Hotel Berbintang dan Non Bintang di Kabupaten Bandung Barat, 2009 <i>Number of Star Classified and Non Star Classified Hotel in Bandung Barat Regency, 2009</i> | 225 |

Bab IX Keuangan dan Perbankan

Chapter IX Finance and Banking

| | | |
|-------|--|-----|
| 9.1.1 | Laporan Arus Kas Untuk Tahun Yang Berakhir Pada 31 Desember Kabupaten Bandung Barat, 2008-2009 <i>Cash Flow Report for The Year Ended 31 Desember in Bandung Barat Regency, 2008- 2009</i> | 231 |
| 9.1.2 | Realisasi Anggaran Pendapatan dan Anggaran Belanja Daerah Kabupaten Bandung Barat 2009 <i>Relization of Revenue Budget and Local Budget in Bandung Barat Regency, 2009</i> | 234 |
| 9.1.3 | Laporan Neraca Untuk Tahun Yang Berakhir Pada 31 Desember Kabupaten Bandung Barat Tahun 2008-2009. <i>Consolidated Balance Sheet for The Year Ended 31 Desember in Bandung Barat Regency, 2009</i> | 237 |
| 9.2.1 | Rekapitulasi Perkembangan Koperasi Per Kecamatan di Kabupaten Bandung Barat, 2009 <i>Recapitulation of The Development Cooperation by District in Bandung Barat Regency, 2009</i> | 239 |
| 9.3.1 | Kurs Tengah Beberapa Mata Uang Asing Terhadap Rupiah di Bank Indonesia, 2009 <i>Selected Foreign Exchange Middle Rate Against Rupiah at Bank Indonesia, 2009</i> | 240 |
| 9.4.1 | Rata-rata Harga Eceran Beberapa Jenis Barang di Pasar Ibu Kota Kabupaten Bandung Barat, 2009 <i>Average of Retail Prices of Several Selected Goods In Bandung Barat Market, 2009</i> | 242 |

Bab X Produk Domestik Regional Bruto (PDRB)

Chapter X Gross Regional Domestic Product

| | | |
|--------|--|-----|
| 10.1.1 | Produk Domestik Regional Bruto Kabupaten Bandung Barat Atas Dasar Harga Berlaku Menurut Lapangan Usaha Tahun 2007-2009 (Juta Rupiah) <i>Gross Regional Domestic Product (GRDP) Bandung Barat Regency at Current Market Prices by Industrial Origin, 2007-2009 (Million Rp)</i> | 249 |
|--------|--|-----|

| | | |
|--------|---|-----|
| 10.1.2 | Produk Domestik Regional Bruto Kabupaten Bandung Barat Atas Dasar Harga Konstan Menurut Lapangan Usaha Tahun 2007-2009 (Juta Rupiah) <i>Gross Regional Domestic Product (GRDP) Bandung Barat Regency at Constant Market Prices 2000 by Industrial Origin, 2007-2009 (Million Rp)</i> | 251 |
| 10.1.3 | Indeks Harga Implisit Produk Domestik Regional Bruto Kabupaten Bandung Barat Menurut Lapangan Usaha Tahun 2007-2009 <i>Growth Rate of Gross Regional Domestic Product (GRDP) of Bandung Barat Regency by Industrial Origin, 2007-2009</i> | 253 |
| 10.1.4 | Laju Pertumbuhan Produk Domestik Regional Bruto Kabupaten Bandung Barat Atas Dasar Harga Berlaku Menurut Lapangan Usaha 2007-2009 <i>Growth Rate of Gross Regional Domestic Product (GRDP) of Bandung Barat Regency at Current Market Prices by Industrial Origin, 2007-2009</i> | 255 |
| 10.1.5 | Laju Pertumbuhan Produk Domestik Regional Bruto Kabupaten Bandung Barat Atas Dasar Harga Konstan 2000 Menurut Lapangan Usaha 2007-2009 <i>Growth Rate of Gross Regional Domestic Product (GRDP) of Bandung Barat at Constant Market Prices 2000 by Industrial Origin, 2007-2009 (Percent)</i> | 257 |

Daftar Gambar

List of Figures

| | |
|---|-----|
| Gambar 2.1 Banyaknya PNSD Pemerintah Kabupaten Bandung Barat Menurut Golongan, 2008-2009 <i>Figure 2.1 Number of Civil Servants of Bandung Barat Regency by Rank, 2008-2009</i> | 20 |
| Gambar 2.2 Banyaknya PNSD Pemerintah Kabupaten Bandung Barat Menurut Pendidikan, 2009 <i>Figure 2.2 Number of Civil Servants of Bandung Barat Regency by Education Attainment, 2009</i> | 21 |
| Gambar 3.1 Luas Wilayah Menurut Kecamatan di Kabupaten Bandung Barat, 2009 <i>Figure 3.1 Region Area by District in Bandung Barat Regency, 2009</i> | 29 |
| Gambar 3.2 Penduduk Menurut Jenis Kelamin di Kabupaten Bandung Barat, 2009 <i>Figure 3.2 Population by Gender in Bandung Barat Regency, 2009</i> | 32 |
| Gambar 3.3 Penduduk Menurut Kelompok Umur di Kabupaten Bandung Barat, 2009 <i>Figure 3.3 Population by Ages Group in Bandung Barat Regency, 2009</i> | 33 |
| Gambar 3.4 Penduduk Menurut Status Perkawinan di Kabupaten Bandung Barat, 2009 <i>Figure 3.4 Population by Married Status in Bandung Barat Regency, 2009</i> | 35 |
| Gambar 4.1 Siswa SMU Negeri dan Swasta Menurut Kelas di Kabupaten Bandung Barat, 2009 <i>Figure 4.1 Pupils of Public and Private Senior High School by Class in Bandung Barat Regency, 2009</i> | 62 |
| Gambar 4.2 Guru SMU Negeri dan Swasta Menurut Golongan di Kabupaten Bandung Barat, 2009 <i>Figure 4.2 Teacher of Public and Private Senior High School by Grade Status in Bandung Barat Regency, 2009</i> | 68 |
| Gambar 4.3 Persentase Donor Darah Menurut Golongan Darah di Kabupaten Bandung Barat, 2009 <i>Figure 4.3 Percentage Bloods Donors and Kind of Bloods in Bandung Barat Regency, 2009</i> | 77 |
| Gambar 4.4 Banyaknya Peserta Akseptor KB di Kabupaten Bandung Barat, 2009 <i>Figure 4.4 Number of Family Planning for Activity Acceptors Target by Contraception in Bandung Barat Regency, 2009</i> | 83 |
| Gambar 5.1 Luas Tanam, Luas Panen, dan Produksi Padi Sawah di Kabupaten Bandung Barat, 2009 <i>Figure 5.1 Harvest Area, Production, and Average Yield of Wet Land Paddy, in Bandung Barat Regency, 2009</i> | 102 |
| Gambar 6.1 Jumlah Perusahaan Industri Berdasarkan Jenis (Besar dan Sedang) di Kabupaten Bandung Barat, 2009 <i>Figure 6.1 Number of Large and Medium Manufacturing Industries in Bandung Barat Regency, 2009</i> | 199 |
| Gambar 10.1 PDRB Kabupaten Bandung Barat Atas Dasar Harga Berlaku Menurut Lapangan Usaha, 2009 (Persen) <i>Figure 10.1 Gross Regional Domestic Product of Bandung Barat Regency at Current Market Prices by Industrial Origin (Percent)</i> | 259 |
| Gambar 10.2 Laju Pertumbuhan PDRB Kabupaten Bandung Barat Atas Dasar Harga Berlaku Menurut Lapangan Usaha, 2009 (Persen) <i>Figure 10.2 Growth Rate of GRDP of Bandung Barat Regency at Current Market Prices by Industrial Origin 2009 (Percent)</i> | 260 |

Penjelasan Umum/*Explanatory Notes*

Tanda-tanda, satuan, dan lain-lainnya yang digunakan dalam publikasi ini, adalah sebagai berikut:

Symbols measurement unit and other acronyms which are used in this publication, are as follows:

1. Tanda-tanda/*Symbols*

| | |
|---|-------|
| Data belum tersedia/ <i>Data not yet available</i> | : ... |
| Data tidak tersedia/ <i>Data not available</i> | : - |
| Data dapat diabaikan/ <i>Data negligible</i> | : 0 |
| Tanda desimal/ <i>Decimal point</i> | : , |
| Tanda ribuan/ <i>Digit grouping symbol</i> | : . |
| Data tidak dapat ditampilkan/ <i>Not applicable</i> | : NA |

2. Satuan/*Units*

| | |
|--|-----------------------------------|
| kilometer (Km)/ <i>kilometres (Km)</i> | |
| hektar (Ha)/ <i>Hectare (Ha)</i> | : 1.000 meter/ <i>meters (m)</i> |
| kwintal (kw)/ <i>quintal (ql)</i> | : 10.000 meter/ <i>meters (m)</i> |
| liter/litre (Lt) | : 100 kg |
| ton/ <i>ton</i> | : 0,8 Kg |
| LPM (<i>Length of Sunshining</i>) | : 1000 kg |
| | : persen (%) |

Satuan lain: buah, bungkus, butir, helai/lembar, kaleng, persen (%).

Other units: unit, pack, number, pieces, tin, percents (%).

Kondisi Geografis
Geographic Condition

I

<http://bandungbaratkab.bps.go.id>

<http://bandungbaratkab.bps.go.id>

1.1 LETAK GEOGRAFIS

Secara Geografis Kabupaten Bandung Barat Terletak diantara $6^{\circ},3'31''$ sampai dengan $7^{\circ},1'31''$ Lintang Selatan dan $107^{\circ},1'10''$ sampai dengan $107^{\circ},4'40''$ Bujur Timur.

Secara Administratif Kabupaten Bandung Barat Mempunyai batas-batas wilayah sebagai berikut:

- o Sebelah Utara berbatasan dengan Kabupaten Cianjur Kabupaten Purwakarta dan Kabupaten Subang
- o Sebelah Timur berbatasan dengan Kabupaten Bandung, Kota Bandung dan Kota Cimahi
- o Sebelah Selatan berbatasan dengan Kabupaten Bandung dan Kabupaten Cianjur
- o Sebelah Barat berbatasan dengan Kabupaten Cianjur

Dengan Luas wilayah $1.305,77 \text{ Km}^2$ atau $130.577,40 \text{ Ha}$ Kondisi geografis Kabupaten Bandung Barat yang strategis ini merupakan keuntungan bagi Kabupaten Bandung Barat terutama dari segi komunikasi dan perhubungan.

1.1. AREA LOCATION

Geographically, Bandung Barat Regency lies between $6^{\circ},3'31''$ - $7^{\circ},1'31''$ South Latitude and $107^{\circ},1'10''$ - $107^{\circ},4'40''$ East Longitude.

Administratively, Bandung Barat Regency bounded by:

- o *On the North by Cianjur Regency, Purwakarta Regency and Subang Regency*
- o *On the East by Bandung Regency, Bandung City and Cimahi City*
- o *On the South by Bandung Regency and Cianjur Regency*
- o *On the West by Cianjur Regency*

With total area $1,305.77 \text{ Km}^2$ or $130,577.40 \text{ Ha}$ The strategic geographic position of Bandung Barat Regency has many advantage for regional, especially from transportasion and communication point of view.

<http://bandungbaratkab.bps.go.id>

Tabel 1.1 Jarak Antar Kecamatan di Kabupaten Bandung Barat (Km), 2009
Table 1.1 Distance Among District in Bandung Barat Regency (Km), 2009

| Dari From | | Ibukota Provinsi | Ibukota Kabupaten | Rongga | Gununghalu | Sindangkerta | Cililin | Cihampelas | Cipongkor | Batujajar | Cipatat |
|--------------------------|--------------|------------------|-------------------|--------|------------|--------------|---------|------------|-----------|-----------|---------|
| | | | | 1 | 2 | 3 | 4 | 5 | 6 | 7 | 8 |
| Ke To | | | | | | | | | | | |
| (1) | (2) | (3) | (4) | (5) | (6) | (7) | (8) | (9) | (10) | (11) | (12) |
| Ibukota Provinsi | | | - | - | 57 | - | - | - | - | - | - |
| Ibukota Kabupaten | | - | | 56 | 49 | 33 | 22 | 17 | 37 | 11 | 17 |
| 1 | Rongga | - | - | | 7 | 22 | 33 | 38 | 20 | 45 | 40 |
| 2 | Gununghalu | 57 | - | 7 | | 16 | 27 | 32 | 27 | 38 | 46 |
| 3 | Sindangkerta | - | - | 22 | 16 | | 11 | 16 | 15 | 22 | 50 |
| 4 | Cililin | - | - | 33 | 27 | 11 | | 5 | 26 | 11 | 39 |
| 5 | Cihampelas | - | - | 38 | 32 | 16 | 5 | | 31 | 6 | 34 |
| 6 | Cipongkor | - | - | 20 | 27 | 13 | 26 | 31 | | 38 | 20 |
| 7 | Batujajar | - | - | 45 | 38 | 22 | 11 | 6 | 37 | | 28 |
| 8 | Cipatat | - | - | 40 | 46 | 50 | 39 | 34 | 20 | 28 | |

Sumber: Dinas Perhubungan Kabupaten Bandung Barat
 Source: Office of Bina Clean and Watering of Bandung Barat Regency

Tabel 1.1 Lanjutan
Table 1.1 Continued

| Dari From | | Ibukota Provinsi | Ibukota Kabupaten | Padalarang | Ngamprah | Parongpong | Lembang | Cisarua | Cikalongwetan | Cipeundeuy |
|--------------------------|---------------|------------------|-------------------|------------|----------|------------|---------|---------|---------------|------------|
| | | | | 9 | 10 | 11 | 12 | 13 | 14 | 15 |
| Ke To | | (13) | (14) | (15) | (16) | (17) | (18) | (19) | (20) | (21) |
| Ibukota Provinsi | | - | - | - | - | - | - | - | - | - |
| Ibukota Kabupaten | | - | - | 0 | 5 | 16 | 22 | 10 | 17 | 27 |
| 9 | Padalarang | - | - | 5 | 16 | 22 | 10 | 17 | 27 | |
| 10 | Ngamprah | - | - | 5 | 16 | 22 | 10 | 22 | 32 | |
| 11 | Parongpong | - | - | 16 | 16 | 6 | 6 | 33 | 43 | |
| 12 | Lembang | - | - | 22 | 22 | 6 | 12 | 39 | 49 | |
| 13 | Cisarua | - | - | 10 | 10 | 6 | 12 | 27 | 37 | |
| 14 | Cikalongwetan | - | - | 17 | 22 | 33 | 39 | 27 | 11 | |
| 15 | Cipeundeuy | - | - | 27 | 32 | 43 | 49 | 37 | 11 | |

Sumber: Dinas Perhubungan Kabupaten Bandung Barat
Source: Office of Bina Clean and Watering of Bandung Barat Regency

Tabel
Table

1.2

**Jumlah Curah Hujan dan Hari Hujan di
Kabupaten Bandung Barat, 2008-2009**
Number of Rainfall in Bandung Barat Regency, 2008-2009

| No. | Bulan Month | Curah Hujan Rainfall (mm) | | Hari Hujan (hari) Rainy Days (day) | |
|---------------|----------------|---------------------------------|--------------|---|------------|
| | | 2008 | 2009 | 2008 | 2009 |
| (1) | (2) | (3) | (4) | (5) | (6) |
| 1 | Januari | 136,0 | 309,5 | 17 | 19 |
| 2 | Februari | 161,5 | 350,9 | 23 | 27 |
| 3 | Maret | 193,3 | 130,0 | 23 | 18 |
| 4 | April | 215,0 | 83,2 | 16 | 21 |
| 5 | Mei | 37,5 | 155,0 | 6 | 18 |
| 6 | Juni | 5,0 | 140,5 | 1 | 13 |
| 7 | Juli | - | 16,0 | - | 3 |
| 8 | Agustus | 38,5 | - | 6 | - |
| 9 | September | 85,0 | 78,0 | 2 | 6 |
| 10 | Oktober | 209,0 | 176,0 | 14 | 11 |
| 11 | Nopember | 231,1 | 127,0 | 21 | 17 |
| 12 | Desember | 223,0 | 152,0 | 17 | 13 |
| Jumlah | | 127,9 | 143,2 | 146 | 166 |

Sumber: Badan Meteorologi Klimatologi dan Geofisika Provinsi Jawa Barat

Source: *Meteorological Climatological and Geophysical Agency of Jawa Barat*

<http://bandungbaratkab.bps.go.id>

Pemerintahan
Government

II

<http://bandungbaratkab.bps.go.id>

<http://bandungbaratkab.bps.go.id>

2.1 PEMERINTAHAN

Pada Tahun 2009, Kabupaten Bandung Barat terdiri dari 15 Kecamatan dengan Jumlah desa seluruhnya 165 desa.

Jumlah Desa Terbanyak ada di Kecamatan Lembang yaitu 16 Desa sedangkan yang paling sedikit adalah Kecamatan Parongpong sebanyak 7 desa.

Jumlah pegawai negeri sipil di Kabupaten Bandung Barat sebanyak 10 329 orang yang terdiri dari gol I = 150 orang, gol II = 1 974 orang, gol III = 5 807 orang, dan gol IV = 2 398 orang.

2.1. GOVERNMENT

In 2009, Bandung Barat Regency is divided by 15 district with 165 villages.

Lembang District has the largest number of villages (16 Villages). While Parongpong villages has the less number of villages (7 Villages).

The number of government officials in this area 10 329 people of which level I = 150 ,level II = 1 974, level III = 5 807, and level IV = 2 398.

<http://bandungbaratkab.bps.go.id>

Tabel
Table

2.1

**Jumlah Desa dan Kelurahan Menurut Kecamatan
Di Kabupaten Bandung Barat, 2009**

*Number of Village and Special Village by District
in Bandung Barat Regency, 2009*

| No. | Kode BPS <i>BPS Code</i> | Kecamatan <i>District</i> | Desa <i>Village</i> | RT | RW | Jumlah Rumahtangga |
|---------------|-----------------------------|------------------------------|------------------------|--------------|--------------|-----------------------|
| (1) | (2) | (3) | (4) | (5) | (6) | (7) |
| 1 | 010 | Rongga | 8 | 413 | 113 | 23 504 |
| 2 | 020 | Gununghalu | 9 | 521 | 152 | 25 072 |
| 3 | 030 | Sindangkerta | 11 | 478 | 111 | 18 240 |
| 4 | 040 | Cililin | 11 | 507 | 120 | 23 248 |
| 5 | 050 | Cihampelas | 10 | 471 | 101 | 17 088 |
| 6 | 060 | Cipongkor | 14 | 415 | 111 | 39 792 |
| 7 | 070 | Batujajar | 13 | 498 | 159 | 30 224 |
| 8 | 080 | Cipatat | 12 | 712 | 218 | 46 272 |
| 9 | 090 | Padalarang | 10 | 758 | 203 | 24 352 |
| 10 | 100 | Ngamprah | 11 | 689 | 156 | 20 160 |
| 11 | 110 | Parongpong | 7 | 416 | 112 | 38 960 |
| 12 | 120 | Lembang | 16 | 849 | 212 | 41 568 |
| 13 | 130 | Cisarua | 8 | 383 | 99 | 32 080 |
| 14 | 140 | Cikalongwetan | 13 | 661 | 184 | 24 000 |
| 15 | 150 | Cipeundeuy | 12 | 486 | 157 | 30 992 |
| Jumlah | | | 165 | 8 257 | 2 208 | 435 552 |

Sumber: BPS Kabupaten Bandung Barat
Source: BPS-Statistics of Bandung Barat Regency

Tabel
Table

2.2.1

Jumlah PNSD Pemerintah Kabupaten Bandung Barat Menurut Unit Kerja dan Golongan, 2009
Number of Civil Servans of West Bandung Regency by Institution and Rank, 2009

| No. | Unit Kerja <i>Department/Regional/Institution</i> | Golongan <i>Rank</i> | | | | | | | |
|-----|--|-------------------------|-----|-----|-----|-----|-----|-----|------|
| | | I | | | | II | | | |
| | | A | B | C | D | A | B | C | D |
| (1) | (2) | (3) | (4) | (5) | (6) | (7) | (8) | (9) | (10) |
| 1 | Sekretariat Daerah | 1 | - | 3 | 1 | 13 | - | 6 | 7 |
| 2 | Sekretariat DPRD | - | - | - | - | 3 | - | - | 1 |
| 3 | Inspektorat | - | - | - | - | - | - | 3 | 3 |
| 4 | Dinas Peternakan dan Perikanan | - | - | - | - | 2 | 2 | 9 | 2 |
| 5 | Dinas Pertanian, Perkebunan dan Kehutanan | - | - | - | - | 1 | 4 | 5 | 3 |
| 6 | Dinas Perindustrian, Perdagangan, Koperasi dan UMKM | 10 | - | 5 | - | 34 | 2 | 2 | 1 |
| 7 | Dinas Perhubungan | - | - | 3 | - | 19 | 7 | 6 | 2 |
| 8 | Dinas Pendidikan, Pemuda dan Olahraga | 1 | 1 | 21 | 39 | 601 | 448 | 131 | 113 |
| 9 | Dinas Pendapatan, Pengelolaan Keuangan dan Aset Daerah | - | - | - | 1 | 12 | - | 4 | 5 |
| 10 | Dinas Kesehatan | - | - | - | - | 100 | 13 | 64 | 51 |
| 11 | Dinas Kependudukan dan Pencatatan Sipil | - | - | - | - | 2 | - | - | 1 |
| 12 | Dinas Kebudayaan dan Pariwisata | 4 | - | - | 1 | - | - | - | 1 |
| 13 | Dinas Ciptakarya dan Tata Ruang | 14 | - | 7 | - | 16 | 3 | 4 | 5 |
| 14 | Dinas Sosial TenagaKerja dan Transmigrasi | - | - | - | - | 2 | 3 | 3 | 2 |
| 15 | Dinas Bina Marga dan Pengairan | 13 | - | 1 | 7 | 27 | 3 | 8 | 2 |
| 16 | Badan Perencanaa dan Pembangunan Daerah | - | - | - | - | - | 1 | 1 | - |
| 17 | Badan Pemberdayaan Perempuan dan KB | - | - | - | - | - | - | 1 | - |
| 18 | Badan Pemberdayaan Masyarakat dan Pemerintahan daerah | - | - | - | - | - | - | 1 | - |
| 19 | Badan Kepegawaian Pendidikan dan Pelatihan | - | - | 1 | - | - | 1 | 7 | 1 |
| 20 | Kantor Satuan Polisi Pamong Praja | - | - | 6 | - | 3 | - | 1 | - |

Sumber: Badan Kepegawaian Pendidikan dan Pelatihan (BKPP) Kabupaten Bandung Barat
 Source: *Office of Staffing, Education and Training of Bandung Barat Regency*

Tabel 2.2.1 Lanjutan
Table 2.2.1 Continued

| No. | Unit Kerja <i>Department/Regional/Institution</i> | Golongan <i>Rank</i> | | | | | | | |
|---------------|--|-------------------------|-----------|-----------|-----------|------------|------------|------------|------------|
| | | I | | | | II | | | |
| | | A | B | C | D | A | B | C | D |
| (1) | (2) | (3) | (4) | (5) | (6) | (7) | (8) | (9) | (10) |
| 21 | Kantor Perpustakaan dan Arsip Daerah | - | - | - | - | - | - | 1 | - |
| 22 | Kantor Penanaman Modal | - | - | - | - | 2 | - | - | 1 |
| 23 | Kantor Lingkungan Hidup | - | - | - | - | - | 1 | - | 1 |
| 24 | Kantor Ketahanan Pangan | - | - | - | - | - | - | - | 1 |
| 25 | Kantor Kesbangpollinmas | - | - | - | - | 1 | - | 2 | 1 |
| 26 | Sekretariat KPU | - | - | - | - | 2 | - | 2 | - |
| 27 | Kecamatan Sindangkerta | 1 | - | - | - | 2 | 1 | - | - |
| 28 | Kecamatan Rongga | - | - | - | - | 1 | 2 | 2 | - |
| 29 | Kecamatan Parongpong | - | - | - | - | - | - | 2 | 1 |
| 30 | Kecamatan Padalarang | 1 | - | - | 1 | 3 | 1 | - | - |
| 31 | Kecamatan Ngamprah | - | - | - | - | 2 | 1 | 2 | 1 |
| 32 | Kecamatan Lembang | - | - | 1 | 1 | 3 | 1 | 4 | - |
| 33 | Kecamatan Gununghalu | - | - | 1 | 1 | 1 | 1 | 2 | 2 |
| 34 | Kecamatan Cisarua | - | - | 1 | - | 2 | - | 3 | 1 |
| 35 | Kecamatan Cipongkor | - | - | - | - | - | 1 | - | - |
| 36 | Kecamatan Cipeundeuy | - | - | - | - | 2 | 2 | 3 | 2 |
| 37 | Kecamatan Cipatat | 1 | - | - | - | 3 | 1 | 2 | 2 |
| 38 | Kecamatan Cililin1 | - | - | - | - | 1 | 1 | 3 | 1 |
| 39 | Kecamatan Cikalongwetan | - | - | - | - | 5 | - | 2 | 2 |
| 40 | Kecamatan Cihampelas | - | - | - | - | 2 | 1 | 2 | - |
| 41 | Kecamatan Batujajar | - | - | - | - | - | - | 3 | - |
| Jumlah | | 47 | 1 | 50 | 52 | 867 | 601 | 291 | 215 |
| 2008 | | 43 | 28 | 1 | 43 | 167 | 60 | 139 | 48 |

Sumber: Badan Kepegawaian Pendidikan dan Pelatihan (BKPP) Kabupaten Bandung Barat
 Source: Office of Staffing, Education and Training of Bandung Barat Regency

Tabel 2.2.1 Lanjutan
Table 2.2.1 Continued

| No. | Unit Kerja <i>Department/Regional/Institution</i> | Golongan <i>Rank</i> | | | | | | | |
|-----|--|-------------------------|------|-------|-------|-------|------|------|------|
| | | III | | | | IV | | | |
| | | A | B | C | D | A | B | C | D |
| (1) | (2) | (11) | (12) | (13) | (14) | (15) | (16) | (17) | (18) |
| 1 | Sekretariat Daerah | 21 | 15 | 14 | 13 | 12 | 6 | 3 | - |
| 2 | Sekretariat DPRD | 6 | 6 | 5 | 10 | 1 | 2 | - | - |
| 3 | Inspektorat | 4 | 1 | 8 | 7 | 5 | 1 | - | - |
| 4 | Dinas Peternakan dan Perikanan | 7 | 4 | 10 | 8 | 8 | 3 | - | - |
| 5 | Dinas Pertanian, Perkebunan dan Kehutanan | 11 | 14 | 25 | 27 | 23 | 2 | - | - |
| 6 | Dinas Perindustrian, Perdagangan, Koperasi dan UMKM | 8 | 9 | 11 | 14 | 5 | - | - | - |
| 7 | Dinas Perhubungan | 5 | 11 | 17 | 9 | 3 | 1 | - | - |
| 8 | Dinas Pendidikan, Pemuda dan Olahraga | 635 | 568 | 1 240 | 2 075 | 2 147 | 95 | - | - |
| 9 | Dinas Pendapatan, Pengelolaan Keuangan dan Aset Daerah | 12 | 14 | 7 | 9 | 7 | 1 | - | - |
| 10 | Dinas Kesehatan | 128 | 174 | 73 | 20 | 15 | 2 | - | - |
| 11 | Dinas Kependudukan dan Pencatatan Sipil | 2 | 4 | 5 | 6 | 4 | 1 | - | - |
| 12 | Dinas Kebudayaan dan Pariwisata | - | 3 | 5 | 2 | 3 | 1 | - | - |
| 13 | Dinas Ciptakarya dan Tata Ruang | 8 | 13 | 8 | 11 | 2 | - | - | - |
| 14 | Dinas Sosial Tenaga Kerja dan Transmigrasi | 1 | 16 | 9 | 14 | 4 | 2 | - | - |
| 15 | Dinas Bina Marga dan Pengairan | 6 | 13 | 8 | 11 | 2 | 1 | - | - |
| 16 | Badan Perencanaan dan Pembangunan Daerah | 4 | 12 | 2 | 15 | 4 | 4 | - | - |
| 17 | Badan Pemberdayaan Perempuan dan KB | 5 | 34 | 37 | 26 | 4 | 2 | - | - |
| 18 | Badan Pemberdayaan Masyarakat dan Pemerintahan daerah | 2 | 5 | 3 | 6 | 4 | - | - | - |
| 19 | Badan Kepegawaian Pendidikan dan Pelatihan | 4 | 5 | 4 | 1 | 4 | 1 | - | - |
| 20 | Kantor Satuan Polisi Pamong Praja | 3 | 2 | 1 | 3 | 1 | - | - | - |

Sumber: Badan Kepegawaian Pendidikan dan Pelatihan (BKPP) Kabupaten Bandung Barat
Source: Office of Staffing, Education and Training of Bandung Barat Regency

Tabel 2.2.1 Lanjutan
Table 2.2.1 Continued

| No. | Unit Kerja <i>Department/Regional/Institution</i> | Golongan <i>Rank</i> | | | | | | | |
|---------------|--|-------------------------|------------|--------------|--------------|--------------|------------|----------|------|
| | | III | | | | IV | | | |
| | | A | B | C | D | A | B | C | D |
| (1) | (2) | (11) | (12) | (13) | (14) | (15) | (16) | (17) | (18) |
| 21 | Kantor Perpustakaan dan Arsip Daerah | 2 | 4 | 3 | 3 | - | 3 | - | - |
| 22 | Kantor Penanaman Modal | 1 | 4 | 1 | 5 | 1 | - | - | - |
| 23 | Kantor Lingkungan Hidup | 3 | 1 | 2 | 3 | 1 | - | - | - |
| 24 | Kantor Ketahanan Pangan | 1 | 1 | 3 | 2 | 1 | - | - | - |
| 25 | Kantor Kesbangpollinmas | 1 | 2 | 3 | 3 | - | - | - | - |
| 26 | Sekretariat KPU | 4 | - | 4 | 2 | - | 1 | - | - |
| 27 | Kecamatan Sindangkerta | 1 | 4 | 2 | 2 | 2 | - | - | - |
| 28 | Kecamatan Rongga | 1 | 3 | 4 | 2 | - | - | - | - |
| 29 | Kecamatan Parongpong | 2 | 3 | 3 | 6 | - | - | - | - |
| 30 | Kecamatan Padalarang | 3 | 9 | 2 | 3 | 1 | - | - | - |
| 31 | Kecamatan Ngamprah | - | 6 | 4 | 4 | 1 | - | - | - |
| 32 | Kecamatan Lembang | 2 | 6 | 3 | 5 | 1 | - | - | - |
| 33 | Kecamatan Gununghalu | 3 | 2 | 2 | 2 | - | - | - | - |
| 34 | Kecamatan Cisarua | 1 | 5 | 2 | 2 | 1 | - | - | - |
| 35 | Kecamatan Cipongkor | 1 | 3 | 2 | 5 | - | - | - | - |
| 36 | Kecamatan Cipeundeuy | - | 4 | 1 | 4 | - | - | - | - |
| 37 | Kecamatan Cipatat | 3 | 4 | 3 | 2 | - | - | - | - |
| 38 | Kecamatan Cililin1 | 3 | 3 | 2 | 3 | - | - | - | - |
| 39 | Kecamatan Cikalongwetan | - | 3 | 4 | 2 | 1 | - | - | - |
| 40 | Kecamatan Cihampelas | 5 | 1 | 4 | 5 | - | - | - | - |
| 41 | Kecamatan Batujajar | 1 | 5 | 2 | 4 | 1 | - | - | - |
| Jumlah | | 909 | 996 | 1 548 | 2 354 | 2 269 | 129 | - | - |
| 2008 | | 202 | 280 | 193 | 300 | 80 | 26 | 3 | - |

Sumber: Badan Kepegawaian Pendidikan dan Pelatihan (BKPP) Kabupaten Bandung Barat
 Source: Office of Staffing, Education and Training of Bandung Barat Regency

Jumlah PNSD Pemerintah Kabupaten Bandung Barat Menurut Unit Kerja dan Pendidikan, 2009

Number of Civil Servans of West Bandung Regency by Institution and Educations, 2009

Tabel
Table **2.2.2**

| No. | Unit Kerja <i>Department/Regional/Institution</i> | Pendidikan Yang Ditamatkan | | | | | | |
|-----|--|----------------------------|------|---------------|-------|-------|-----|-----|
| | | SD | SLTP | SMA/D1/ D2 | D3 | D4/S1 | S2 | S3 |
| (1) | (2) | (3) | (4) | (5) | (6) | (7) | (8) | (9) |
| 1 | Sekretariat Daerah | - | 9 | 24 | 11 | 49 | 22 | - |
| 2 | Sekretariat DPRD | - | - | 7 | - | 21 | 6 | - |
| 3 | Inspektorat | - | - | 3 | 6 | 22 | 1 | - |
| 4 | Dinas Peternakan dan Perikanan | - | 1 | 15 | 15 | 22 | 2 | - |
| 5 | Dinas Pertanian, Perkebunan dan Kehutanan | - | - | 27 | 40 | 38 | 10 | - |
| 6 | Dinas Perindustrian, Perdagangan, Koperasi dan UMKM | 23 | 15 | 39 | 5 | 19 | - | - |
| 7 | Dinas Perhubungan | - | 7 | 37 | 9 | 16 | 4 | - |
| 8 | Dinas Pendidikan, Pemuda dan Olahraga | 180 | 35 | 3 112 | 1 450 | 3 312 | 26 | - |
| 9 | Dinas Pendapatan, Pengelolaan Keuangan dan Aset Daerah | 2 | 3 | 26 | 8 | 22 | 11 | - |
| 10 | Dinas Kesehatan | 2 | 16 | 443 | 130 | 45 | 4 | - |
| 11 | Dinas Kependudukan dan Pencatatan Sipil | 1 | - | 8 | - | 13 | 3 | - |
| 12 | Dinas Kebudayaan dan Pariwisata | - | - | 6 | 3 | 18 | 3 | - |
| 13 | Dinas Ciptakarya dan Tata Ruang | 12 | 15 | 33 | 7 | 19 | 5 | - |
| 14 | Dinas Sosial TenagaKerja dan Transmigrasi | - | - | 21 | 3 | 26 | 6 | - |
| 15 | Dinas Bina Marga dan Pengairan | 18 | 20 | 27 | 2 | 32 | 3 | - |
| 16 | Badan Perencanaa dan Pembangunan Daerah | - | 1 | 2 | 1 | 28 | 11 | - |
| 17 | Badan Pemberdayaan Perempuan dan KB | - | 4 | 72 | 1 | 30 | 5 | - |
| 18 | Badan Pemberdayaan Masyarakat dan Pemerintahan daerah | - | - | 3 | 1 | 12 | 5 | - |
| 19 | Badan Kepegawaian Pendidikan dan Pelatihan | - | 1 | 4 | 6 | 18 | - | - |
| 20 | Kantor Satuan Polisi Pamong Praja | 4 | 5 | 3 | 2 | 6 | 1 | - |

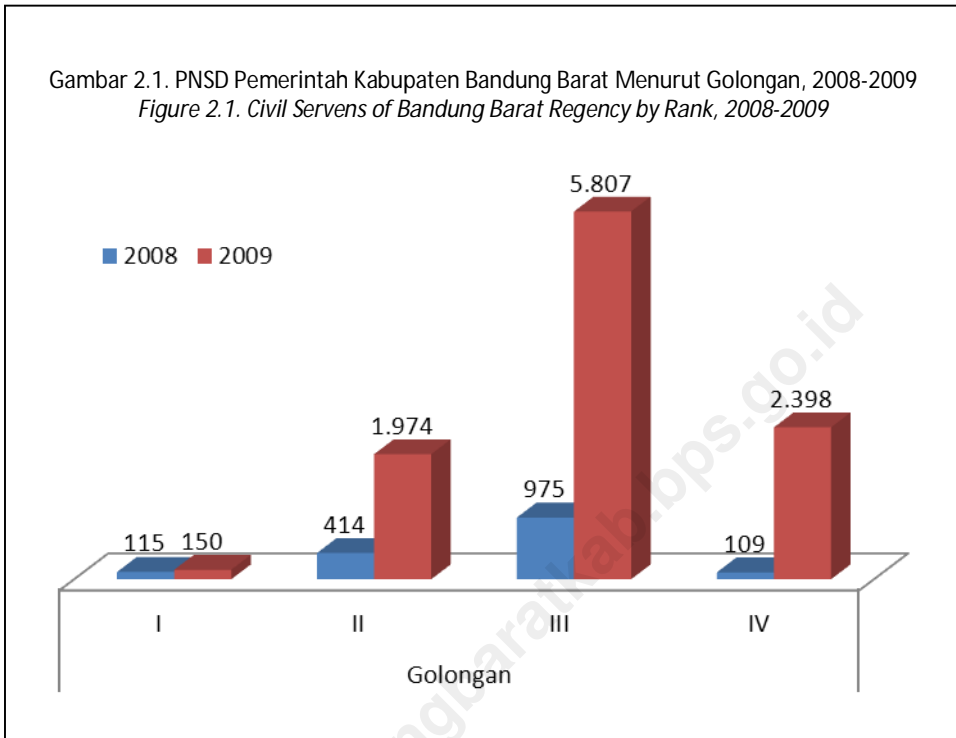
Sumber: Badan Kepegawaian Pendidikan dan Pelatihan (BKPP) Kabupaten Bandung Barat
Source: *Office of Staffing, Education and Training of Bandung Barat Regency*

Tabel 2.2.2 Lanjutan
Table 2.2.2 Continued

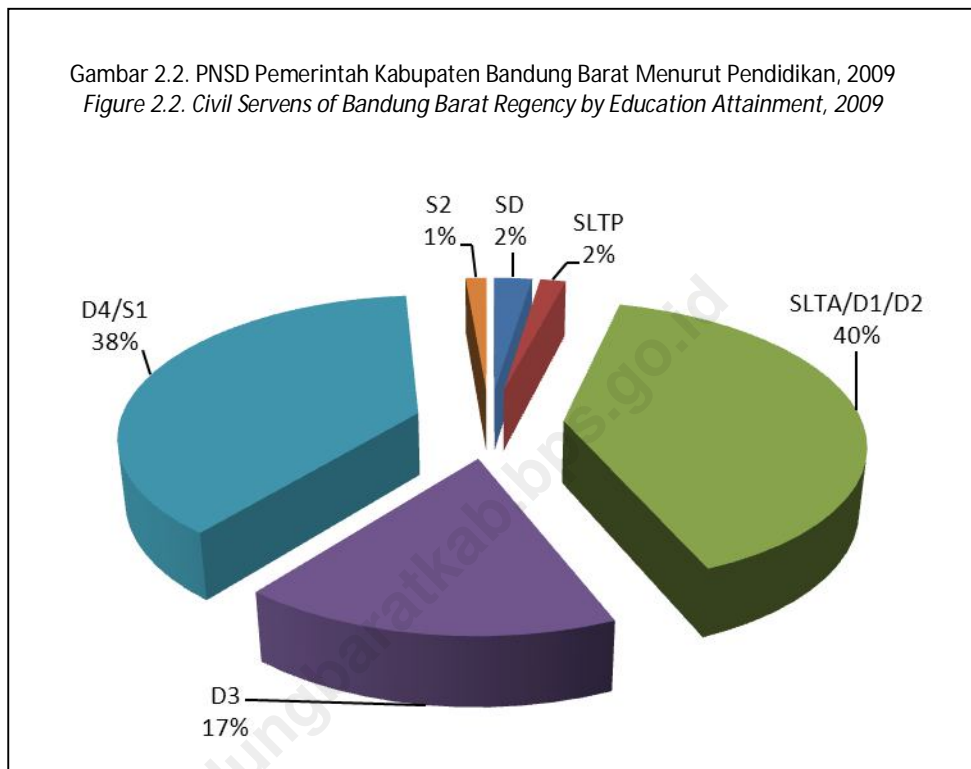
| No. | Unit Kerja <i>Department/Regional/Institution</i> | Pendidikan Yang Ditamatkan | | | | | | |
|---------------|--|----------------------------|------------|---------------|--------------|--------------|------------|----------|
| | | SD | SLTP | SMA/D1/ D2 | D3 | D4/S1 | S2 | S3 |
| (1) | (2) | (3) | (4) | (5) | (6) | (7) | (8) | (9) |
| 21 | Kantor Perpustakaan dan Arsip Daerah | - | - | 4 | 1 | 8 | - | - |
| 22 | Kantor Penanaman Modal | - | - | 7 | 2 | 6 | - | - |
| 23 | Kantor Lingkungan Hidup | - | - | 4 | - | 7 | 1 | - |
| 24 | Kantor Ketahanan Pangan | - | - | 2 | 2 | 5 | - | - |
| 25 | Kantor Kesbangpollinmas | - | 1 | 3 | 2 | 7 | - | - |
| 26 | Sekretariat KPU | - | - | 4 | 1 | 9 | 1 | - |
| 27 | Kecamatan Sindangkeria | 1 | 3 | 7 | 1 | 2 | 1 | - |
| 28 | Kecamatan Rongga | - | 2 | 9 | 1 | 3 | - | - |
| 29 | Kecamatan Parongpong | - | - | 5 | 3 | 8 | 1 | - |
| 30 | Kecamatan Padalarang | 2 | 2 | 14 | - | 6 | - | - |
| 31 | Kecamatan Ngamprah | - | 2 | 7 | 3 | 7 | 2 | - |
| 32 | Kecamatan Lembang | 1 | 2 | 15 | 1 | 7 | - | - |
| 33 | Kecamatan Gununghalu | 1 | 5 | 4 | 1 | 5 | - | - |
| 34 | Kecamatan Cisarua | - | - | 12 | 1 | 5 | - | - |
| 35 | Kecamatan Cipongkor | - | - | 3 | 5 | 4 | - | - |
| 36 | Kecamatan Cipeundeuy | - | 5 | 7 | 1 | 4 | 1 | - |
| 37 | Kecamatan Cipatat | 1 | 3 | 12 | 1 | 3 | 1 | - |
| 38 | Kecamatan Cililin | 1 | 3 | 8 | 1 | 5 | - | - |
| 39 | Kecamatan Cikalongwetan | - | 3 | 9 | 1 | 6 | - | - |
| 40 | Kecamatan Cihampelas | - | 2 | 10 | 2 | 5 | 1 | - |
| 41 | Kecamatan Batujajar | - | 2 | 7 | 1 | 6 | - | - |
| Jumlah | | 249 | 168 | 4 065 | 1 732 | 3 886 | 137 | - |

Sumber: Badan Kepegawaian Pendidikan dan Pelatihan (BKPP) Kabupaten Bandung Barat
 Source: Office of Staffing, Education and Training of Bandung Barat Regency

Gambar 2.1. PNSD Pemerintah Kabupaten Bandung Barat Menurut Golongan, 2008-2009
 Figure 2.1. Civil Servens of Bandung Barat Regency by Rank, 2008-2009



Gambar 2.2. PNSD Pemerintah Kabupaten Bandung Barat Menurut Pendidikan, 2009
Figure 2.2. Civil Servens of Bandung Barat Regency by Education Attainment, 2009



Tabel

**Jumlah Anggota Komisi A DPRD Kabupaten Bandung Barat
Menurut Fraksi dan Jenis Kelamin, 2009**

Table 2.3.1 Number of Parliament Members by Commission of A in Bandung Regency by Fraction and Sex, 2009

| No. | Fraksi/Partai Fraction/Party | Laki-laki Male | Perempuan Female | Jumlah Total |
|---------------|---------------------------------|-------------------|---------------------|-----------------|
| (1) | (2) | (3) | (4) | (5) |
| 1 | PDI Perjuangan | 8 | 4 | 12 |
| 2 | Partai Golkar | 5 | 2 | 7 |
| 3 | Partai Persatuan Pembangunan | 5 | - | 5 |
| 4 | Partai Amanat Nasional | 1 | - | 1 |
| 5 | Partai Keadilan Sejahtera | 6 | - | 6 |
| 6 | Partai Bulan Bintang | 1 | - | 1 |
| 7 | Partai Kebangkitan Bangsa | 1 | - | 1 |
| 8 | Partai Demokrat | 7 | 3 | 10 |
| 9 | Hanura | 2 | - | 2 |
| 10 | Gerindra | 3 | 1 | 4 |
| 11 | PKPI | 1 | - | 1 |
| Jumlah | | 40 | 10 | 50 |

Sumber: DPRD Kabupaten Bandung Barat
Source : House of Parliament of Bandung Barat Regency

Tabel

Table

2.3.2

**Jumlah Anggota DPRD Kabupaten Bandung Barat
Menurut Pendidikan dan Jenis Kelamin, 2009**
*Number of Parliament Members of Bandung Regency by Education
and Sex, 2009*

| No. | Pendidikan <i>Education</i> | Anggota <i>Member</i> | | |
|---------------|--------------------------------|--------------------------|----------------------------|------------------------|
| | | Laki-laki <i>Male</i> | Perempuan <i>Female</i> | Jumlah <i>Total</i> |
| (1) | (2) | (3) | (4) | (5) |
| 1 | S2/S3 | 2 | 2 | 4 |
| 2 | S1 | 16 | - | 16 |
| 3 | D2/D3 | 3 | 1 | 4 |
| 4 | SLTA | 19 | 7 | 26 |
| 5 | SD | - | - | - |
| Jumlah | | 40 | 10 | 50 |

Sumber: DPRD Kabupaten Bandung Barat

Source : House of Parliament of Bandung Barat Regency

Tabel
Table 2.3.3

**Jumlah Anggota DPRD Kabupaten Bandung Barat
Menurut Komisi, Pimpinan DPRD dan Jenis Kelamin, 2009**
*Number of Parliament Members of Bandung Regency
by Commission, Head and Sex, 2009*

| Uraian | Anggota Member | | |
|---|-------------------|---------------------|-----------------|
| | Laki-laki Male | Perempuan Female | Jumlah Total |
| (1) | (2) | (3) | (4) |
| I. Komisi <i>Commission</i> | | | |
| A. Pemerintahan <i>Governance</i> | 8 | 4 | 12 |
| B. Perekonomian & Keuangan <i>Finance and Economics</i> | 9 | 2 | 11 |
| C. Pembangunan <i>Development</i> | 10 | 2 | 12 |
| D. Kesejahteraan Rakyat <i>Prosperity of People</i> | 9 | 2 | 11 |
| II. Pimpinan / Head | | | |
| Pimpinan DPRD <i>Head of DPRD</i> | 4 | - | 4 |
| Jumlah | 40 | 10 | 50 |

Sumber : DPRD Kabupaten Bandung Barat

Source : House of Parliament of Bandung Barat Regency

**Penduduk
dan
Tenaga Kerja**
*Population
and
Labour Force*

III

<http://bandungbaratkab.bps.go.id>

<http://bandungbaratkab.bps.go.id>

3.1 PENDUDUK

Jumlah penduduk Kabupaten Bandung Barat yang cukup besar dapat dijadikan aset pembangunan bila kualitas sumber daya manusianya dikelola dengan baik.

Tahun 2009 jumlah penduduk Kabupaten Bandung Barat mencapai 1.557.639 orang, penduduk laki-laki berjumlah 786.203 orang sedangkan perempuan 771.436 orang, sehingga rasio jenis kelaminnya mencapai 1,02. Dengan rata-rata kepadatan penduduk per Kmnya 1.193 jiwa, dimana Kecamatan Ngamprah memiliki kepadatan penduduk yang paling tinggi yaitu sebanyak 3.855 orang/Km², sedangkan Kecamatan Gununghalu merupakan kepadatan yang terendah yaitu sebesar 482 orang/Km².

3.2 KETENAGAKERJAAN

Penduduk usia kerja didefinisikan sebagai penduduk yang berumur 10 tahun ke atas, mereka terdiri dari "Angkatan Kerja" dan "Bukan Angkatan Kerja". Proporsi penduduk yang tergolong "Angkatan Kerja" dikenal sebagai "Tingkat Partisipasi Angkatan Kerja (TPAK)". Keterlibatan penduduk dalam kegiatan ekonomi diukur dengan porsi penduduk yang masuk dalam pasar kerja (bekerja atau mencari pekerjaan).

Berdasarkan data yang diterima dari Dinas Tenaga Kerja, pada tahun 2009 jumlah pencari kerja yang terdaftar terdapat sebanyak 10.755 orang.

3.1 POPULATION

The Huge population can be potential human resources when equipped by qualified education.

In 2009, number of Bandung Regency population reached 1,557,639, male population reached 786,203 persons, and female population reached 771,436 persons. Its means, sex ratio in 2009 was 1.02 and the population density was 1,193 persons per square Km. Ngamprah District was still the highest densely populated with 3,855 peoples per kilometers square, while Gununghalu District was the lowest densely populated area with 482 Persons per kilometer square.

3.2 LABOUR FORCE

Labour force age is defined as population which has age 10 year and over. Their consist of "Economically Active Group" and "Not Economically Active Group". A ratio between population of economically active group with total population of labour force age is called "Labour Force Participation rates (LFPR)". this ratio indicates the population taking part in economic sector either in having or looking for a job.

Based on data from Departement of Manpower of Bandung Barat Regency, number of registered job seekers in 2009 reached 10,755 person.

Tabel

3.1.1

Luas Wilayah dan Kepadatan Penduduk
di Kabupaten Bandung Barat, 2009

Table

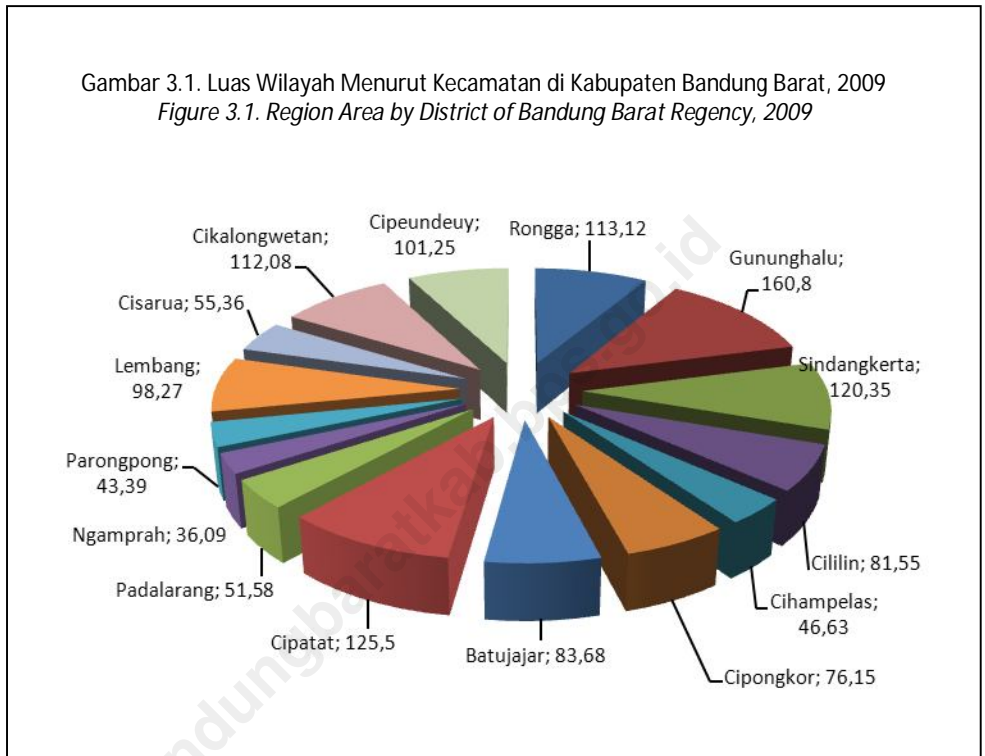
Region Area and Density per Km² in Bandung Barat Regency, 2009

| No. | Kode BPS BPS Code | Kecamatan District | Luas Wilayah Region Area (KM ²) | Penduduk Population | Kepadatan Density (per KM ²) |
|---------------|----------------------|-----------------------|---|------------------------|--|
| (1) | (2) | (3) | (4) | (5) | (6) |
| 1 | 010 | Rongga | 113,12 | 60 060 | 531 |
| 2 | 020 | Gununghalu | 160,80 | 77 555 | 482 |
| 3 | 030 | Sindangkerta | 120,35 | 67 187 | 558 |
| 4 | 040 | Cililin | 81,55 | 89 583 | 1 099 |
| 5 | 050 | Cihampelas | 46,63 | 101 566 | 2 178 |
| 6 | 060 | Cipongkor | 76,15 | 87 887 | 1 154 |
| 7 | 070 | Batujajar | 83,68 | 114 205 | 1 365 |
| 8 | 080 | Cipatat | 125,50 | 125 330 | 999 |
| 9 | 090 | Padalarang | 51,58 | 158 051 | 3 064 |
| 10 | 100 | Ngamprah | 36,09 | 142 742 | 3 955 |
| 11 | 110 | Parongpong | 43,39 | 90 678 | 2 090 |
| 12 | 120 | Lembang | 98,27 | 172 959 | 1 760 |
| 13 | 130 | Cisarua | 55,36 | 66 493 | 1 201 |
| 14 | 140 | Cikalongwetan | 112,08 | 116 143 | 1 036 |
| 15 | 150 | Cipeundeuy | 101,25 | 87 198 | 861 |
| Jumlah | | | 1 305,77 | 1 557 639 | 1 193 |
| 2008 | | | 1 305,77 | 1 534 869 | 1 175 |

Sumber: BPS Kabupaten Bandung Barat

Source: BPS-Statistics of Bandung Barat Regency

Gambar 3.1. Luas Wilayah Menurut Kecamatan di Kabupaten Bandung Barat, 2009
 Figure 3.1. Region Area by District of Bandung Barat Regency, 2009



Tabel

3.1.2

Jumlah Penduduk dan Rasio Jenis Kelamin di
Kabupaten Bandung Barat, 2009

Table

Number of Population and Sex Ratio in Bandung Barat Regency, 2009

| No. | Kode BPS BPS Code | Kecamatan District | Penduduk Population | | | Rasio Jenis Kelamin Sex Ratio |
|---------------|----------------------------|-----------------------|------------------------|---------------------|------------------|-------------------------------------|
| | | | Laki-laki Male | Perempuan Female | Jumlah Total | |
| (1) | (2) | (3) | (4) | (5) | (6) | (7) |
| 1 | 010 | Rongga | 29 810 | 30 250 | 60 060 | 0,99 |
| 2 | 020 | Gununghalu | 39 353 | 38 202 | 77 555 | 1,03 |
| 3 | 030 | Sindangkerta | 33 929 | 33 258 | 67 187 | 1,02 |
| 4 | 040 | Cililin | 45 905 | 43 680 | 89 585 | 1,05 |
| 5 | 050 | Cihampelas | 50 902 | 50 664 | 101 566 | 1,00 |
| 6 | 060 | Cipongkor | 43 319 | 44 568 | 87 887 | 0,97 |
| 7 | 070 | Batujajar | 57 600 | 56 605 | 114 205 | 1,02 |
| 8 | 080 | Cipatat | 63 294 | 62 036 | 125 330 | 1,02 |
| 9 | 090 | Padalarang | 81 740 | 76 311 | 158 051 | 1,07 |
| 10 | 100 | Ngamprah | 71 177 | 71 565 | 142 742 | 0,99 |
| 11 | 110 | Parongpong | 46 227 | 44 451 | 90 678 | 1,04 |
| 12 | 120 | Lembang | 87 799 | 85 160 | 172 959 | 1,03 |
| 13 | 130 | Cisarua | 33 565 | 32 928 | 66 493 | 1,02 |
| 14 | 140 | Cikalongwetan | 43 287 | 43 911 | 87 198 | 0,99 |
| 15 | 150 | Cipeundeuy | 58 296 | 57 847 | 116 143 | 1,01 |
| Jumlah | | | 786 203 | 771 436 | 1 557 639 | 1,02 |
| 2008 | | | 774 644 | 760 225 | 1 534 869 | 0,98 |

Sumber: BPS Kabupaten Bandung Barat

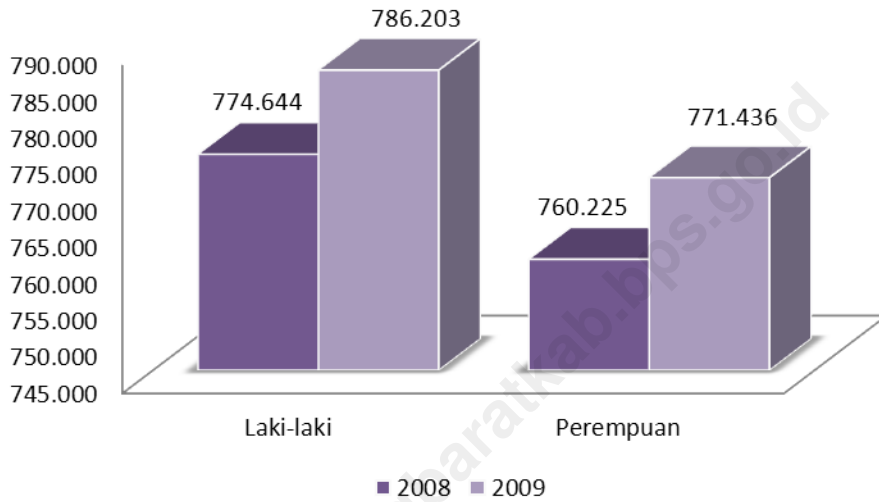
Source: BPS-Statistics of Bandung Barat Regency

Tabel 3.1.3 Jumlah Penduduk Menurut Kecamatan dan Kelompok Umur Produktif di Kabupaten Bandung Barat 2009
Number of Population by Productive Age Group and District in Bandung Barat 2009

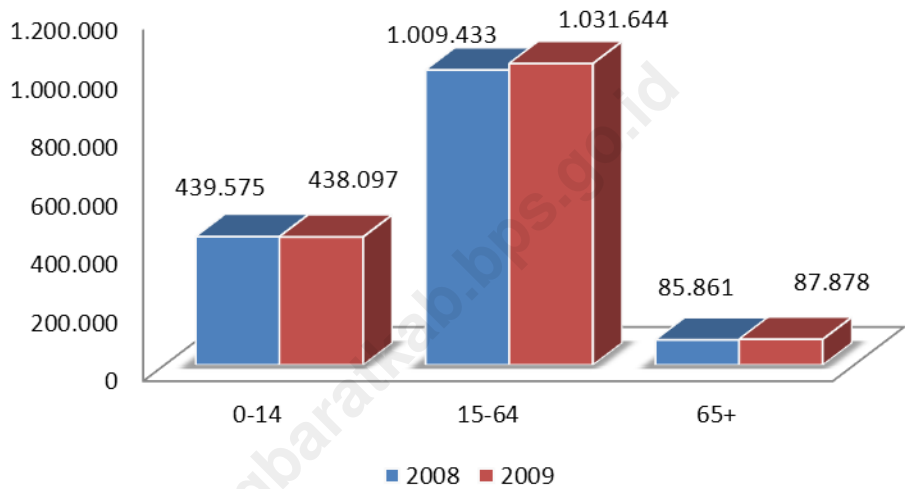
| No. | Kode BPS BPS Code | Kecamatan District | Kelompok Umur Age Group | | | Jumlah |
|---------------|-------------------------|-----------------------|----------------------------|------------------|---------------|------------------|
| | | | 0-14 | 15-64 | 65+ | |
| (1) | (2) | (3) | (4) | (5) | (6) | (7) |
| 1 | 010 | Rongga | 15 551 | 42 325 | 2 184 | 60 060 |
| 2 | 020 | Gununghalu | 20 953 | 49 323 | 7 279 | 77 555 |
| 3 | 030 | Sindangkerta | 20 464 | 42 741 | 3 982 | 67 187 |
| 4 | 040 | Cililin | 25 385 | 59 665 | 4 535 | 89 585 |
| 5 | 050 | Cihampelas | 24 778 | 70 478 | 6 310 | 101 566 |
| 6 | 060 | Cipongkor | 30 805 | 51 976 | 5 106 | 87 887 |
| 7 | 070 | Batujajar | 35 222 | 74 534 | 4 449 | 114 205 |
| 8 | 080 | Cipatat | 38 236 | 79 439 | 7 655 | 125 330 |
| 9 | 090 | Padalarang | 39 345 | 111 474 | 7 232 | 158 051 |
| 10 | 100 | Ngamprah | 33 104 | 103 401 | 6 237 | 142 742 |
| 11 | 110 | Parongpong | 24 113 | 59 871 | 6 694 | 90 678 |
| 12 | 120 | Lembang | 51 557 | 111 681 | 9 701 | 172 939 |
| 13 | 130 | Cisarua | 19 656 | 43 757 | 3 080 | 66 493 |
| 14 | 140 | Cikalongwetan | 33 739 | 73 925 | 8 479 | 116 143 |
| 15 | 150 | Cipeundeuy | 25 189 | 57 054 | 4 955 | 87 198 |
| Jumlah | | | 438 097 | 1 031 644 | 87 878 | 1 557 619 |
| 2008 | | | 439 575 | 1 009 433 | 85 861 | 1 534 869 |

Sumber: BPS Kabupaten Bandung Barat
 Source: BPS-Statistics of Bandung Barat Regency

Gambar 3.2. Penduduk Menurut Jenis Kelamin di Kabupaten Bandung Barat, 2009
Figure 3.2. Population by Gender in Bandung Barat Regency, 2009



Gambar 3.3. Penduduk Menurut Kelompok Umur di Kabupaten Bandung Barat, 2009
Figure 3.3. Population by Ages Group in Bandung Barat Regency, 2009



Tabel

3.1.4

**Jumlah Penduduk Menurut Status Perkawinan di
Kabupaten Bandung Barat 2009**

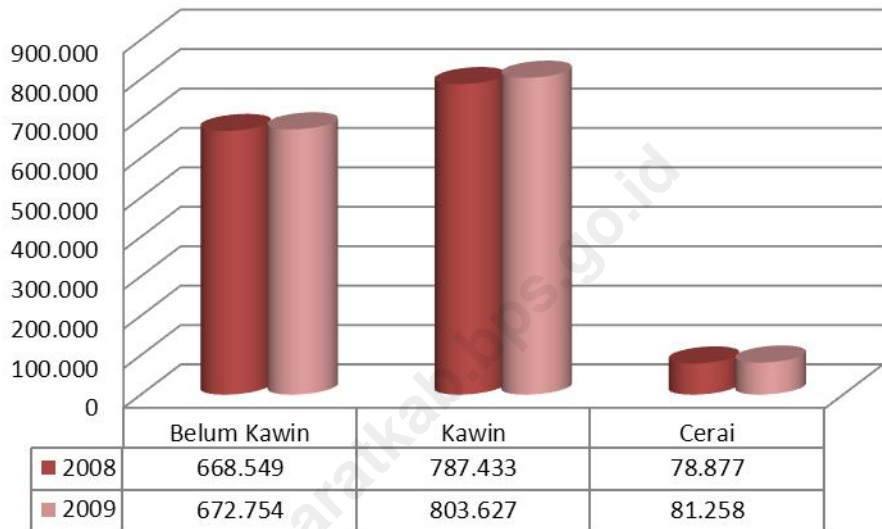
Table *Number of Population by Marriage Status in Bandung Barat Regency. 2009*

| No. | Kode Code BPS | Kecamatan District | Status Perkawinan Marriage Status | | | Jumlah Total |
|---------------|---------------------|-----------------------|--------------------------------------|------------------|------------------|------------------|
| | | | Belum Kawin Unmarried | Kawin Married | Cerai Divorce | |
| (1) | (2) | (3) | (4) | (5) | (6) | (8) |
| 1 | 010 | Rongga | 23 462 | 33 031 | 3 567 | 60 060 |
| 2 | 020 | Gununghalu | 28 992 | 42 119 | 6 444 | 77 555 |
| 3 | 030 | Sindangkerta | 28 777 | 35 018 | 3 392 | 67 187 |
| 4 | 040 | Cililin | 43 300 | 44 180 | 2 105 | 89 585 |
| 5 | 050 | Cihampelas | 50 344 | 43 056 | 8 166 | 101 566 |
| 6 | 060 | Cipongkor | 39 754 | 43 530 | 4 603 | 87 887 |
| 7 | 070 | Batuajar | 52 825 | 56 464 | 4 916 | 114 205 |
| 8 | 080 | Cipatat | 55 351 | 64 795 | 5 184 | 125 330 |
| 9 | 090 | Padalarang | 66 626 | 81 890 | 9 535 | 158 051 |
| 10 | 100 | Ngamprah | 62 809 | 73 202 | 6 731 | 142 742 |
| 11 | 110 | Parongpong | 38 942 | 48 140 | 3 596 | 90 678 |
| 12 | 120 | Lembang | 75 202 | 89 506 | 8 251 | 172 959 |
| 13 | 130 | Cisarua | 25 123 | 37 765 | 3 605 | 66 493 |
| 14 | 140 | Cikalongwetan | 48 033 | 62 816 | 5 294 | 116 143 |
| 15 | 150 | Cipeundeuy | 33 214 | 48 115 | 5 869 | 87 198 |
| Jumlah | | | 672 754 | 803 627 | 81 258 | 1 557 639 |
| 2008 | | | 668 549 | 787 433 | 78 877 | 1 534 869 |

Sumber: BPS Kabupaten Bandung Barat

Source: BPS-Statistics of Bandung Barat Regency

Gambar 3.4. Penduduk Menurut Status Perkawinan di Kabupaten Bandung Barat, 2009
 Figure 3.4. Population by Married Status in Bandung Barat Regency, 2009



Tabel

3.2.1

**Jumlah Pencari Kerja Menurut Pendidikan dan Jenis Kelamin
di Kabupaten Bandung Barat. 2009**

Table

*Number of Job Seekers by Educational Attainment Sex
in Bandung Barat Regency. 2009*

| No. | Pendidikan <i>Education</i> | Jenis Kelamin <i>Sex</i> | | Jumlah <i>Total</i> |
|---------------------|--------------------------------|-----------------------------|----------------------------|------------------------|
| | | Laki-laki <i>Male</i> | Perempuan <i>Female</i> | |
| (1) | (2) | (3) | (4) | (5) |
| 1 | SD | 8 | 23 | 31 |
| 2 | SLTP | 83 | 137 | 220 |
| 3 | SLTA | 1 860 | 1 726 | 3 586 |
| 4 | Diploma I dan II | 230 | 264 | 494 |
| 5 | Diploma III | 1 201 | 1 069 | 2 270 |
| 6 | Sarjana | 2 053 | 2 101 | 4 154 |
| Jumlah/Total | | 5 435 | 5 320 | 10 755 |
| 2008 | | 4 316 | 5 138 | 9 454 |

Sumber: Dinas Sosial Tenaga Kerja dan Transmigrasi Kabupaten Bandung Barat

Source: Office of Social Service, Man-power and Transmigration of Bandung Barat Regency

Tabel

**Jumlah Pendaftaran Pencari Kerja Menurut Golongan Jabatan dan
Jenis Kelamin di Kabupaten Bandung Barat 2009**

Table 3.2.2

*Number of Job Seekers By Function and Sex
in Bandung Barat Regency. 2009*

| No. | Pendidikan | Pendaftaran Pencari Kerja | | |
|--------------------|------------------------------------|---------------------------|----------------------------|------------------------|
| | | Laki-Laki <i>Male</i> | Perempuan <i>Female</i> | Jumlah <i>Total</i> |
| (1) | (2) | (3) | (4) | (5) |
| 1 | Tenaga Profesional Teknisi ybdi | 2 053 | 2 101 | 4 154 |
| 2 | Kepemimpinan, Tata Laksana/TU | 1 431 | 1 333 | 2 764 |
| 3 | Pejabat Pelaksana Dan TU | - | - | - |
| 4 | Tenaga Usaha Penjualan | - | - | - |
| 5 | Tenaga Usaha Jasa | - | - | - |
| 6 | Tenaga Usaha Pertanian | - | - | - |
| 7 | Tenaga Produksi | 1 951 | 1 886 | 3 837 |
| J u m l a h | | 5 435 | 5 320 | 10 755 |
| 2008 | | 4 316 | 5 138 | 9 454 |

Sumber: Dinas Sosial Tenaga Kerja dan Transmigrasi Kabupaten Bandung Barat

Source: Office of Social Service, Man-power and Transmigration of Bandung Barat Regency

Tabel

**Jumlah Lowongan Kerja Menurut Pendidikan dan Jenis Kelamin
di Kabupaten Bandung Barat 2009**

Table

3.2.3

*Number of Job Vacancies by Educational Attainment and Sex
in Bandung Barat Regency. 2009*

| No. | Pendidikan <i>Education</i> | Jenis Kelamin <i>Sex</i> | | Jumlah <i>Total</i> |
|----------------------|--------------------------------|-----------------------------|----------------------------|------------------------|
| | | Laki-laki <i>Male</i> | Perempuan <i>Female</i> | |
| (1) | (2) | (3) | (4) | (5) |
| 1 | SD | - | 4 | 4 |
| 2 | SLTP | 1 | 19 | 20 |
| 3 | SLTA | 95 | 132 | 227 |
| 4 | Diploma I dan II | - | - | - |
| 5 | Diploma III | 200 | 62 | 262 |
| 6 | Sarjana | 1 | 255 | 256 |
| Jumlah/ Total | | 297 | 472 | 769 |
| 2008 | | 276 | 301 | 577 |

Sumber: Dinas Sosial Tenaga Kerja dan Transmigrasi Kabupaten Bandung Barat

Source: Office of Man-power and Transmigration of Bandung Barat Regency

Tabel

Table 3.2.4

**Jumlah Lowongan Kerja Menurut Golongan Jabatan dan
Jenis Kelamin di Kabupaten Bandung Barat 2009**
*Number of Job Vacancies by function and Sex
in Bandung Barat Regency. 2009*

| No. | Pendidikan | Pendaftaran Pencari Kerja | | |
|---------------|------------------------------------|---------------------------|----------------------------|------------------------|
| | | Laki-Laki <i>Male</i> | Perempuan <i>Female</i> | Jumlah <i>Total</i> |
| (1) | (2) | (3) | (4) | (5) |
| 1 | Tenaga Profesional Teknisi ybdi | 1 | 255 | 256 |
| 2 | Kepemimpinan, Tata Laksana/TU | 200 | 62 | 262 |
| 3 | Pejabat Pelaksana Dan TU | - | - | - |
| 4 | Tenaga Usaha Penjualan | - | - | - |
| 5 | Tenaga Usaha Jasa | - | - | - |
| 6 | Tenaga Usaha Pertanian | - | - | - |
| 7 | Tenaga Produksi | 96 | 155 | 251 |
| Jumlah | | 297 | 472 | 769 |
| 2008 | | 276 | 301 | 577 |

Sumber: Dinas Sosial Tenaga Kerja dan Transmigrasi Kabupaten Bandung Barat
Source: Office of Man-power and Transmigration of Bandung Barat Regency

Tabel

Table

3.2.5

**Jumlah Lowongan Kerja Menurut Sektor Lapangan Usaha
dan Jenis Kelamin di Kabupaten Bandung Barat 2009**

*Number of Job Vacancies By Sector Field Activity and Sex
in Bandung Barat Regency. 2009*

| No. | Pendidikan <i>Education</i> | Pendaftaran Pencari Kerja | | |
|----------------------|------------------------------------|---------------------------|----------------------------|------------------------|
| | | Laki-Laki <i>Male</i> | Perempuan <i>Female</i> | Jumlah <i>Total</i> |
| (1) | (2) | (3) | (4) | (5) |
| 1 | Pertanian | - | - | - |
| 2 | Pertambangan | - | - | - |
| 3 | Industri | - | - | - |
| 4 | Listrik | - | - | - |
| 5 | Bangunan | - | - | - |
| 6 | Perdagangan | - | - | - |
| 7 | Tenaga Produksi | - | - | - |
| 8 | Kuangan | - | - | - |
| 9 | Jasa Kemasyarakatan/ Perorangan | 297 | 471 | 769 |
| Jumlah/ Total | | 297 | 472 | 769 |
| 2008 | | 276 | 301 | 577 |

Sumber: Dinas Sosial Tenaga Kerja dan Transmigrasi Kabupaten Bandung Barat

Source: Office of Man-power and Transmigration of Bandung Barat Regency

Tabel

Table

3.2.6

**Banyaknya Daftar Calon Transmigrasi
di Kabupaten Bandung Barat, 2009**
*Number List of Candidate for Reshuttlement
In Bandung Barat Regency 2009*

| No. | Kode BPS <i>BPS Code</i> | Kecamatan <i>District</i> | Kepala Keluarga | Jiwa | Jumlah <i>Total</i> |
|---------------------|--------------------------------|------------------------------|--------------------|------------|------------------------|
| (1) | (2) | (3) | (4) | (5) | (6) |
| 1 | 010 | Rongga | - | - | - |
| 2 | 020 | Gununghalu | - | - | - |
| 3 | 030 | Sindangkerta | - | - | - |
| 4 | 040 | Cililin | 12 | 48 | 60 |
| 5 | 050 | Cihampelas | 21 | 63 | 84 |
| 6 | 060 | Cipongkor | 1 | 4 | 5 |
| 7 | 070 | Batujajar | 11 | 46 | 57 |
| 8 | 080 | Cipatat | 36 | 112 | 148 |
| 9 | 090 | Padalarang | 26 | 78 | 104 |
| 10 | 100 | Ngamprah | 11 | 47 | 58 |
| 11 | 110 | Parongpong | 2 | 8 | 10 |
| 12 | 120 | Lembang | - | - | - |
| 13 | 130 | Cisarua | 73 | 225 | 298 |
| 14 | 140 | Cikalongwetan | 27 | 87 | 114 |
| 15 | 150 | Cipeundeuy | 12 | 48 | 60 |
| Jumlah/Total | | | 232 | 766 | 998 |
| 2008 | | | 251 | 912 | 1 163 |

Sumber: Dinas Sosial Tenaga Kerja dan Transmigrasi Kabupaten Bandung Barat
Source: Office of Man-power and Transmigration of Bandung Barat Regency

<http://bandungbaratkab.bps.go.id>

**Pendidikan, Kesehatan,
dan Sosial Lainnya**
*Education, Health,
and Social Affair*

IV

<http://bandungbaratkab.bps.go.id>

<http://bandungbaratkab.bps.go.id>

4.1 PENDIDIKAN

Pendidikan merupakan salah satu kebutuhan dasar (basic needs) untuk setiap manusia, karena pendidikan merupakan sasaran utama untuk meningkatkan kecerdasan dan keterampilan manusia. Kualitas pendidikan ditentukan oleh kualitas sistem pendidikan.

Peningkatan partisipasi bersekolah penduduk tentunya harus diimbangi dengan tersedianya sarana fisik dan tenaga pendidik.

Tabel 4.1.1 sampai dengan 4.1.11 memberikan gambaran yang cukup jelas tentang banyaknya sekolah, murid, dan guru pada jenjang pendidikan taman kanak-kanak sampai dengan SMU di Kabupaten Bandung Barat.

4.2 KESEHATAN

Pembangunan bidang kesehatan bertujuan agar semua lapisan masyarakat dapat memperoleh pelayanan kesehatan secara mudah, merata dan, murah. Fasilitas kesehatan seperti rumah sakit, pusat kesehatan masyarakat (Puskesmas) termasuk pusat kesehatan pribadi telah dikembangkan dalam kebijakan pemerintah.

4.3 AGAMA

Kehidupan beragama yang diatur dalam UUD

4.1 EDUCATION

Education, as one of the basic human needs, is expected to be developed as a means of increasing population welfare. Hence, the development of human resources in crucial in increasing productivity and diversifying natural resources.

The increasing number of people at school age should be followed by the increasing number of educational facilities and teachers.

Table 4.1.1 until 4.1.11 describe number of school, number of student and number of teacher in 2009 from all education level in Bandung Barat Regency.

4.2 HEALTH

The development in health sector is aimed at improve healthy facilities of the society easily, smoothly and cheaply. Health facilities such as hospital, public health centre (puskesmas) including public health personal have been developed in line with government policies.

4.3 RELIGION

The constitution of 1945 and the first principle of the five philosophical principles. Adminsters religion life and belief in the one

1945 pasal 29 dan sila pertama falsafah negara, dimana kehidupan beragama di kembangkan dan diarahkan untuk peningkatan ahlak demi kepentingan bersama untuk membangun masyarakat adil dan makmur.

Hasil yang telah dicapai dalam bidang agama meliputi jumlah tempat peribadatan, guru agama, dan data penunjang lainnya.

Pada Tahun 2009, jumlah tempat peribadatan umat Islam tercatat 14.941 buah yang terdiri dari 5.738 mesjid, 4.210 langgar, 4.993 musholla, 12 Gereja Katolik, 12 Gereja Protestan, dan 3 Vihara.

4.4 SOSIAL

Usaha peningkatan kesejahteraan sosial selain dilaksanakan untuk memperbaiki tata kehidupan masyarakat, baik material maupun spiritual juga diarahkan untuk mengatasi masalah pokok dalam kesejahteraan sosial yaitu anak terlantar, anak nakal, korban penyalahgunaan narkotik (narkoba), penyandang cacat, gelandangan, tuna susila, wanita rawan sosial dan lain-lain.

supreme god social behavior in any activity has been development to improve religion life so that indonesia can reach development in religion sector for welfare society.

Presentation of religion data including number of worship facilities, religion teacher and other supporting data as a target result of religion sector shown in this chapter. In 2009, number of moslem register worship facilities were 14.941 buildings, consist 5,738 mosque, 4,210 Langgar, 4,993 musholla, 12 Chatolic Church, and 3 Buddha Temples.

4.4 SOCIAL

The effort of increasing social welfare have been done not only to improve peoples way of life (material and spiritual), but also to solve social problems such as negleted children, naughty children, member of handicapped person, loiterer, prostitute, and miserable family will be presented in this chapter.

Tabel

Table 4.1.1

**Jumlah Sekolah dan Siswa TK Menurut Kecamatan
di Kabupaten Bandung Barat, 2009**
*Number of Kindergarten Schools, Class, and Pupils by District
in Bandung Barat Regency, 2009*

| No. | Kode BPS BPS Code | Kecamatan District | Sekolah Schools | Siswa Menurut Kelompok | | |
|---------------|----------------------------|-----------------------|--------------------|------------------------|--------------|--------------|
| | | | | Kelompok A | Kelompok B | Jumlah |
| (1) | (2) | (3) | (4) | (5) | (6) | (7) |
| 1 | 010 | Rongga | 1 | 25 | 25 | 50 |
| 2 | 020 | Gununghalu | 1 | 24 | 13 | 37 |
| 3 | 030 | Sindangkerta | 2 | 9 | 25 | 34 |
| 4 | 040 | Cililin | 5 | 60 | 96 | 156 |
| 5 | 050 | Cihampelas | 4 | 39 | 57 | 96 |
| 6 | 060 | Cipongkor | 2 | 38 | 13 | 51 |
| 7 | 070 | Batujajar | 14 | 144 | 454 | 598 |
| 8 | 080 | Cipatat | 6 | 33 | 127 | 160 |
| 9 | 090 | Padalarang | 14 | 120 | 335 | 455 |
| 10 | 100 | Ngamprah | 31 | 427 | 731 | 1 158 |
| 11 | 110 | Parongpong | 16 | 315 | 218 | 533 |
| 12 | 120 | Lembang | 23 | 300 | 508 | 808 |
| 13 | 130 | Cisarua | 3 | 29 | 27 | 56 |
| 14 | 140 | Cikalongwetan | 7 | 73 | 137 | 210 |
| 15 | 150 | Cipeundeuy | 3 | 29 | 58 | 87 |
| Jumlah | | | 132 | 1 665 | 2 824 | 4 489 |
| 2008 | | | 132 | 1369 | 3 086 | 4 455 |

Sumber: Dinas Pendidikan Pemuda dan Olahraga Kabupaten Bandung Barat
Source: Office of Education, Youth dan Sports of Bandung Barat Regency

Tabel

**Jumlah Guru TK Menurut Kecamatan dan Status
di Kabupaten Bandung Barat, 2009**

Table 4.1.2

*Number of Private Kindergarten Teachers School by Status and District
in Bandung Barat Regency, 2009*

| No. | Kode BPS BPS Code | Kecamatan District | Golongan PNS Diknas Government Employee Rank | | | Jumlah Total | Non PNS Non Government Employee | | Jumlah Total |
|---------------|-------------------------|-----------------------|---|----------|-----|-----------------|--|-----------|-----------------|
| | | | II | III | IV | | GTY | GTT | |
| (1) | (2) | (3) | (4) | (5) | (6) | (7) | (9) | (10) | (11) |
| 1 | 010 | Rongga | - | | | | 1 | 2 | 3 |
| 2 | 020 | Gununghalu | - | | | | 3 | | 3 |
| 3 | 030 | Sindangkerta | - | | | | 1 | 2 | 3 |
| 4 | 040 | Cililin | - | | | | 6 | 12 | 18 |
| 5 | 050 | Cihampelas | - | 1 | | 1 | 9 | | 9 |
| 6 | 060 | Cipongkor | - | | | | 7 | | 7 |
| 7 | 070 | Batujajar | - | | | | 42 | 30 | 72 |
| 8 | 080 | Cipatat | - | 1 | | 1 | 2 | 12 | 14 |
| 9 | 090 | Padalarang | - | | | | 38 | 9 | 47 |
| 10 | 100 | Ngamprah | - | 1 | | 1 | 109 | 7 | 116 |
| 11 | 110 | Parongpong | - | | | | 32 | 9 | 41 |
| 12 | 120 | Lembang | 1 | | | 1 | 51 | 6 | 57 |
| 13 | 130 | Cisarua | - | | | | | 3 | 3 |
| 14 | 140 | Cikalongwetan | - | 1 | | 1 | 12 | 4 | 16 |
| 15 | 150 | Cipeundeuy | - | | | | 2 | 3 | 5 |
| Jumlah | | | 1 | 4 | | 5 | 315 | 99 | 414 |
| 2008 | | | - | - | - | - | - | - | - |

Sumber: Dinas Pendidikan Pemuda dan Olahraga Kabupaten Bandung Barat
Source: Office of Education, Youth dan Sports of Bandung Barat Regency

Tabel

**Jumlah Sekolah Dasar Negeri dan Swasta Menurut Kecamatan
di Kabupaten Bandung Barat, 2009**

Table 4.1.3

*Number of Public and Private Elementary School by District
in Bandung Barat Regency, 2009*

| No. | Kode BPS Code | Kecamatan District | JUMLAH SEKOLAH | | |
|---------------|---------------------|-----------------------|------------------|-------------------|-----------------|
| | | | Negeri Public | Swasta Private | Jumlah Total |
| (1) | (2) | (3) | (4) | (5) | (6) |
| 1 | 010 | Rongga | 35 | - | 35 |
| 2 | 020 | Gununghalu | 36 | - | 36 |
| 3 | 030 | Sindangkerta | 41 | - | 41 |
| 4 | 040 | Cililin | 39 | 2 | 41 |
| 5 | 050 | Cihampelas | 43 | 2 | 45 |
| 6 | 060 | Cipongkor | 47 | - | 47 |
| 7 | 070 | Batujajar | 53 | - | 53 |
| 8 | 080 | Cipatat | 59 | - | 59 |
| 9 | 090 | Padalarang | 64 | 2 | 66 |
| 10 | 100 | Ngamprah | 41 | 6 | 47 |
| 11 | 110 | Parongpong | 29 | 6 | 35 |
| 12 | 120 | Lembang | 62 | - | 62 |
| 13 | 130 | Cisarua | 28 | - | 28 |
| 14 | 140 | Cikalongwetan | 58 | - | 58 |
| 15 | 150 | Cipeundeuy | 42 | - | 42 |
| Jumlah | | | 677 | 18 | 695 |
| 2008 | | | 695 | - | 695 |

Sumber: Dinas Pendidikan Pemuda dan Olahraga Kabupaten Bandung Barat
Source: Office of Education, Youth dan Sports of Bandung Barat Regency

Tabel 4.1.4 Jumlah Murid Sekolah Dasar Negeri Berdasarkan Kelas di Kabupaten Bandung Barat, 2009
Number of Pupils in Public and Private Elementary School by Class in Bandung Barat Regency, 2009

| No. | Kode BPS BPS Code | Kecamatan District | Kelas Class | | | | | | Jumlah Total |
|---------------|-------------------------|-----------------------|----------------------|-----------------------|------------------------|-----------------------|----------------------|-----------------------|-----------------|
| | | | I 1 st | II 2 nd | III 3 rd | IV 4 th | V 5 th | VI 6 th | |
| (1) | (2) | (3) | (4) | (5) | (6) | (7) | (8) | (9) | (10) |
| 1 | 010 | Rongga | 1 128 | 1 285 | 1 245 | 1 285 | 1 112 | 1 049 | 7 104 |
| 2 | 020 | Gununghalu | 1 272 | 1 323 | 1 448 | 1 383 | 1 188 | 1 200 | 7 814 |
| 3 | 030 | Sindangkerta | 1 250 | 1 216 | 1 198 | 1 315 | 1 146 | 1 023 | 7 148 |
| 4 | 040 | Cililin | 1 472 | 1 392 | 1 441 | 1 461 | 1 243 | 1 247 | 8 256 |
| 5 | 050 | Cihampelas | 2 108 | 2 091 | 2 182 | 2 198 | 1 854 | 1 765 | 12 198 |
| 6 | 060 | Cipongkor | 1 534 | 1 546 | 1 685 | 1 745 | 1 533 | 1 456 | 9 499 |
| 7 | 070 | Batujajar | 2 443 | 2 254 | 2 228 | 2 181 | 1 935 | 1 862 | 12 903 |
| 8 | 080 | Cipatat | 2 995 | 2 628 | 2 805 | 2 669 | 2 335 | 2 165 | 15 597 |
| 9 | 090 | Padalarang | 3 337 | 2 838 | 2 915 | 2 617 | 2 360 | 2 345 | 16 412 |
| 10 | 100 | Ngamprah | 2 697 | 2 324 | 2 401 | 2 261 | 2 029 | 1 981 | 13 693 |
| 11 | 110 | Parongpong | 1 570 | 1 368 | 1 415 | 1 360 | 1 210 | 1 130 | 8 053 |
| 12 | 120 | Lembang | 3 601 | 3 431 | 3 364 | 3 340 | 2 755 | 2 735 | 19 226 |
| 13 | 130 | Cisarua | 1 572 | 1 450 | 1 475 | 1 476 | 1 187 | 1 221 | 8 381 |
| 14 | 140 | Cikalongwetan | 2 581 | 2 356 | 2 494 | 2 557 | 2 158 | 2 093 | 14 239 |
| 15 | 150 | Cipeundeuy | 1 612 | 1 519 | 1 700 | 1 689 | 1 425 | 1 345 | 9 290 |
| Jumlah | | | 31 172 | 29 021 | 29 996 | 29 537 | 25 470 | 24 617 | 169 813 |

Sumber: Dinas Pendidikan Pemuda dan Olahraga Kabupaten Bandung Barat
 Source: Office of Education, Youth dan Sports of Bandung Barat Regency

Tabel

4.1.5

**Jumlah Murid Sekolah Dasar Swasta Berdasarkan Kelas
di Kabupaten Bandung Barat, 2009**
*Number of Pupils in Public and Private Elementary School by Class
in Bandung Barat Regency, 2009*

| No. | Kode BPS BPS Code | Kecamatan District | Kelas Class | | | | | | Jumlah Total |
|--------------------|----------------------------|-----------------------|----------------------|-----------------------|------------------------|-----------------------|----------------------|-----------------------|-----------------|
| | | | I 1 st | II 2 nd | III 3 rd | IV 4 th | V 5 th | VI 6 th | |
| (1) | (2) | (3) | (4) | (5) | (6) | (7) | (8) | (9) | (10) |
| 1 | 010 | Rongga | - | - | - | - | - | - | - |
| 2 | 020 | Gununghalu | - | - | - | - | - | - | - |
| 3 | 030 | Sindangkerta | - | - | - | - | - | - | - |
| 4 | 040 | Cililin | 40 | 43 | 35 | 50 | 47 | 24 | 239 |
| 5 | 050 | Cihampelas | 41 | 50 | 55 | 42 | 27 | 18 | 233 |
| 6 | 060 | Cipongkor | - | - | - | - | - | - | - |
| 7 | 070 | Batujajar | - | - | - | - | - | - | - |
| 8 | 080 | Cipatat | - | - | - | - | - | - | - |
| 9 | 090 | Padalarang | 19 | 22 | 18 | 13 | 10 | 8 | 90 |
| 10 | 100 | Ngamprah | 277 | 278 | 290 | 253 | 212 | 197 | 1 507 |
| 11 | 110 | Parongpong | 185 | 218 | 176 | 143 | 158 | 155 | 1 035 |
| 12 | 120 | Lembang | - | - | - | - | - | - | - |
| 13 | 130 | Cisarua | - | - | - | - | - | - | - |
| 14 | 140 | Cikalongwetan | - | - | - | - | - | - | - |
| 15 | 150 | Cipeundeuy | - | - | - | - | - | - | - |
| J u m l a h | | | 562 | 611 | 574 | 501 | 454 | 402 | 3 104 |

Sumber: Dinas Pendidikan Pemuda dan Olahraga Kabupaten Bandung Barat
Source: Office of Education, Youth dan Sports of Bandung Barat Regency

Tabel **Jumlah Murid Sekolah Dasar Negeri Menurut Kelompok Umur di Kabupaten Bandung Barat, 2009**
Table **4.1.6** *Number of Public and Private Elementary School Pupils by Age Group in Bandung Barat Regency, 2009*

| No. | Kode BPS BPS Code | Kecamatan District | Negeri (Tahun) Public (Year) | | | |
|---------------|----------------------|-----------------------|---------------------------------|----------------|--------------|-----------------|
| | | | <6 | 7-12 | >13 | Jumlah Total |
| (1) | (2) | (3) | (4) | (5) | (6) | (7) |
| 1 | 010 | Rongga | 358 | 4 942 | 156 | 6 165 |
| 2 | 020 | Gununghalu | 566 | 5 245 | 226 | 6 713 |
| 3 | 030 | Sindangkerta | 776 | 4 596 | 150 | 5 904 |
| 4 | 040 | Cililin | 810 | 5 178 | 211 | 6 856 |
| 5 | 050 | Cihampelas | 1 249 | 8 009 | 206 | 10 134 |
| 6 | 060 | Cipongkor | 654 | 6 671 | 200 | 8 256 |
| 7 | 070 | Batujajar | 1 327 | 8 257 | 232 | 10 622 |
| 8 | 080 | Cipatat | 1 355 | 10 216 | 351 | 13 076 |
| 9 | 090 | Padalarang | 2 086 | 9 899 | 242 | 13 038 |
| 10 | 100 | Ngamprah | 1 636 | 8 495 | 257 | 10 923 |
| 11 | 110 | Parongpong | 815 | 4 989 | 79 | 6 553 |
| 12 | 120 | Lembang | 2 140 | 12 000 | 190 | 15 484 |
| 13 | 130 | Cisarua | 741 | 5 443 | 147 | 7 005 |
| 14 | 140 | Cikalongwetan | 1 187 | 9 605 | 271 | 12 113 |
| 15 | 150 | Cipeundeuy | 900 | 6 173 | 145 | 7 756 |
| Jumlah | | | 27 817 | 109 718 | 3 063 | 140 598 |

Sumber: Dinas Pendidikan Pemuda dan Olahraga Kabupaten Bandung Barat
 Source: Office of Education, Youth dan Sports of Bandung Barat Regency

Tabel

**Jumlah Murid Sekolah Dasar Swasta Menurut Kelompok Umur
di Kabupaten Bandung Barat, 2009**

Table 4.1.7

*Number of Public and Private Elementary School Pupils by Age Group
in Bandung Barat Regency, 2009*

| No. | Kode BPS BPS Code | Kecamatan District | Swasta (Tahun) Public (Year) | | | |
|---------------|----------------------------|-----------------------|---------------------------------|--------------|----------|-----------------|
| | | | <6 | 7-12 | >13 | Jumlah Total |
| (1) | (2) | (3) | (4) | (5) | (6) | (7) |
| 1 | 010 | Rongga | - | - | - | - |
| 2 | 020 | Gununghalu | - | - | - | - |
| 3 | 030 | Sindangkerta | - | - | - | - |
| 4 | 040 | Cililin | 30 | - | - | - |
| 5 | 050 | Cihampelas | 38 | 184 | 2 | 214 |
| 6 | 060 | Cipongkor | - | 193 | - | 233 |
| 7 | 070 | Batujajar | - | - | - | - |
| 8 | 080 | Cipatat | - | - | - | - |
| 9 | 090 | Padalarang | 19 | - | - | - |
| 10 | 100 | Ngamprah | 227 | 71 | 6 | 90 |
| 11 | 110 | Parongpong | 146 | 1 274 | - | 1 507 |
| 12 | 120 | Lembang | - | 889 | - | 1 035 |
| 13 | 130 | Cisarua | - | - | - | - |
| 14 | 140 | Cikalongwetan | - | - | - | - |
| 15 | 150 | Cipeundeuy | - | - | - | - |
| Jumlah | | | 460 | 2 611 | 8 | 3 079 |

Sumber: Dinas Pendidikan Pemuda dan Olahraga Kabupaten Bandung Barat
Source: Office of Education, Youth dan Sports of Bandung Barat Regency

Tabel

**Jumlah Ruang Belajar Sekolah Menurut Status Pemilik dan Kondisi
di Kabupaten Bandung Barat, 2009**

Table 4.1.8

*Number of School Classroom by Property Status and Condition
in Bandung Barat Regency, 2009*

| No. | Kode BPS BPS Code | Kecamatan District | Milik Negeri Public Property | | | | Milik Swasta Private Property | | |
|---------------|----------------------|-----------------------|---------------------------------|-------------------------------|-------------------------------|-----------------------------|----------------------------------|-------------------------------|-------------------------------|
| | | | Baik Fine | Rusak Ringan Light Damaged | Rusak Berat Severe Damaged | Bukan Milik Not Property | Baik Fine | Rusak Ringan Light Damaged | Rusak Berat Severe Damaged |
| (1) | (2) | (3) | (4) | (5) | (6) | (7) | (8) | (9) | (10) |
| 1 | 010 | Rongga | 103 | 70 | 32 | - | - | - | - |
| 2 | 020 | Gununghalu | 106 | 44 | 67 | - | - | - | - |
| 3 | 030 | Sindangkerta | 127 | 28 | 50 | 11 | - | - | - |
| 4 | 040 | Cililin | 134 | 51 | 69 | - | 6 | 1 | 5 |
| 5 | 050 | Cihampelas | 189 | 26 | 80 | 9 | 8 | 2 | - |
| 6 | 060 | Cipongkor | 118 | 67 | 71 | 6 | - | - | - |
| 7 | 070 | Batujajar | 170 | 80 | 69 | 4 | - | - | - |
| 8 | 080 | Cipatat | 183 | 66 | 128 | 8 | - | - | - |
| 9 | 090 | Padalarang | 204 | 80 | 72 | - | - | - | - |
| 10 | 100 | Ngamprah | 175 | 73 | 38 | 12 | 51 | 2 | 4 |
| 11 | 110 | Parongpong | 119 | 45 | 37 | 2 | 40 | - | - |
| 12 | 120 | Lembang | 211 | 82 | 89 | 1 | - | - | - |
| 13 | 130 | Cisarua | 119 | 46 | 49 | 13 | - | - | - |
| 14 | 140 | Cikalongwetan | 209 | 74 | 105 | - | - | - | - |
| 15 | 150 | Cipeundeuy | 125 | 74 | 70 | 3 | - | - | - |
| Jumlah | | | 2 292 | 906 | 1 026 | 69 | 105 | 5 | 9 |

Sumber: Dinas Pendidikan Pemuda dan Olahraga Kabupaten Bandung Barat
Source: Office of Education, Youth dan Sports of Bandung Barat Regency

Tabel 4.1.9 Jumlah Guru SD Negeri Menurut Status Kepegawaian dan Golongan di Kabupaten Bandung Barat, 2009
Table 4.1.9 Number of Public Elementary School Teacher by Grade Status and Rank in Bandung Barat Regency, 2009

| No. | Kode BPS BPS Code | Kecamatan District | Golongan Guru Tetap (PNS) Full Time Teacher Grade | | | | Guru Tidak Tetap Part Time Teacher | | |
|---------------|----------------------|-----------------------|--|------------------------|-----------------------|-----------------|---------------------------------------|--|-----------------|
| | | | II 2 nd | III 3 rd | IV 4 th | Jumlah Total | PNS Government Employment | Non PNS Non Government Employment | Jumlah Total |
| (1) | (2) | (3) | (4) | (5) | (6) | (7) | (8) | (9) | (10) |
| 1 | 010 | Rongga | 64 | 53 | 41 | 158 | 145 | - | 145 |
| 2 | 020 | Gununghalu | 43 | 101 | 228 | 372 | 163 | 14 | 177 |
| 3 | 030 | Sindangkerta | 51 | 78 | 212 | 341 | 147 | - | 147 |
| 4 | 040 | Cililin | 97 | 42 | 101 | 240 | 200 | - | 200 |
| 5 | 050 | Cihampelas | 45 | 67 | 88 | 200 | 141 | - | 141 |
| 6 | 060 | Cipongkor | 21 | 102 | 151 | 274 | 78 | - | 78 |
| 7 | 070 | Batujajar | 56 | 50 | 143 | 249 | 122 | - | 122 |
| 8 | 080 | Cipatat | 70 | 138 | 192 | 400 | 110 | 3 | 113 |
| 9 | 090 | Padalarang | 55 | 78 | 134 | 267 | 165 | - | 165 |
| 10 | 100 | Ngamprah | 57 | 141 | 160 | 358 | 192 | 3 | 195 |
| 11 | 110 | Parongpong | 59 | 81 | 165 | 305 | 191 | - | 191 |
| 12 | 120 | Lembang | 42 | 178 | 207 | 427 | 238 | - | 238 |
| 13 | 130 | Cisarua | 24 | 83 | 133 | 240 | 86 | 1 | 87 |
| 14 | 140 | Cikalongwetan | 65 | 63 | 57 | 185 | 149 | - | 149 |
| 15 | 150 | Cipeundeuy | 58 | 133 | 312 | 503 | 270 | - | 270 |
| Jumlah | | | 807 | 1 388 | 2 324 | 4 519 | 2 397 | 21 | 2 418 |

Sumber: Dinas Pendidikan Pemuda dan Olahraga Kabupaten Bandung Barat
 Source: Office of Education, Youth dan Sports of Bandung Barat Regency

Tabel Jumlah Guru SD Swasta Menurut Status Kepegawaian dan Golongan di Kabupaten Bandung Barat, 2009

Table 4.1.10 Number of Private Elementary School Teacher by Grade Status and Rank In Bandung Barat Regency, 2009

| No. | | Kecamatan District | Guru Tetap (PNS/DPK/Gol) Full Time Teacher and Grade | | | Guru Tetap Yayasan | Jumlah Total | Non PNS Non Gov. Employee | | Jumlah Total |
|---------------|-----|-----------------------|---|---------------------------------|--------------------------------|--------------------------|-----------------|-------------------------------|--------------------------------------|-----------------|
| Urut | BPS | | II 2 nd Grade | III 3 rd Grade | IV 4 th Grade | | | GTY Government Employee | GTT Non Government Employee | |
| (1) | (2) | (3) | (4) | (5) | (6) | (7) | (8) | (9) | (10) | (11) |
| 1 | 010 | Rongga | - | - | - | - | - | - | - | - |
| 2 | 020 | Gununghalu | - | - | - | - | - | - | - | - |
| 3 | 030 | Sindangkerta | - | - | - | - | - | - | - | - |
| 4 | 040 | Cililin | 1 | - | - | 3 | 4 | 18 | 1 | 19 |
| 5 | 050 | Cihampelas | - | - | - | 15 | 15 | 9 | - | 9 |
| 6 | 060 | Cipongkor | - | - | - | - | - | - | - | - |
| 7 | 070 | Batujajar | - | - | - | - | - | - | - | - |
| 8 | 080 | Cipatat | - | - | - | - | - | - | - | - |
| 9 | 090 | Padalarang | - | - | - | - | - | - | - | - |
| 10 | 100 | Ngamprah | 1 | 1 | 3 | 94 | 99 | 24 | - | 24 |
| 11 | 110 | Parongpong | 1 | 2 | 2 | 48 | 53 | 34 | - | 34 |
| 12 | 120 | Lembang | - | - | - | - | - | - | - | - |
| 13 | 130 | Cisarua | - | - | - | - | - | - | - | - |
| 14 | 140 | Cikalongwetan | - | - | - | - | - | - | - | - |
| 15 | 150 | Cipeundeuy | - | - | - | - | - | - | - | - |
| Jumlah | | | 3 | 3 | 5 | 160 | 171 | 85 | 1 | 86 |

Sumber: Dinas Pendidikan Pemuda dan Olahraga Kabupaten Bandung Barat
Source: Office of Education, Youth dan Sports of Bandung Barat Regency

Tabel 4.1.11 Jumlah Sekolah Menengah Pertama Negeri dan Swasta Menurut Kecamatan di Kabupaten Bandung Barat, 2009
Number of Public and Private Junior High School by District in Bandung Barat Regency, 2009

| No. | Kode BPS BPS Code | Kecamatan District | Sekolah School | | |
|---------------|----------------------|-----------------------|-------------------|-------------------|-----------------|
| | | | Negeri Public | Swasta Private | Jumlah Total |
| (1) | (2) | (3) | (4) | (5) | (6) |
| 1 | 010 | Rongga | - | - | 7 |
| 2 | 020 | Gununghalu | - | - | 7 |
| 3 | 030 | Sindangkerta | - | - | 7 |
| 4 | 040 | Cililin | - | - | 10 |
| 5 | 050 | Cihampelas | - | - | 9 |
| 6 | 060 | Cipongkor | - | - | 8 |
| 7 | 070 | Batujajar | - | - | 7 |
| 8 | 080 | Cipatat | - | - | 8 |
| 9 | 090 | Padalarang | - | - | 11 |
| 10 | 100 | Ngamprah | - | - | 11 |
| 11 | 110 | Parongpong | - | - | 6 |
| 12 | 120 | Lembang | - | - | 14 |
| 13 | 130 | Cisarua | - | - | 4 |
| 14 | 140 | Cikalongwetan | - | - | 8 |
| 15 | 150 | Cipeundeuy | - | - | 5 |
| Jumlah | | | - | - | 122 |

Sumber: Dinas Pendidikan Pemuda dan Olahraga Kabupaten Bandung Barat
 Source: Office of Education, Youth dan Sports of Bandung Barat Regency

Tabel Jumlah Murid Sekolah Menengah Pertama Negeri dan Swasta Berdasarkan Kelas di Kabupaten Bandung Barat, 2009
Table 4.1.12 Number of Pupils of Public and Private JuniorHigh School by Class in Bandung Barat Regency, 2009

| No. | Kode BPS BPS Code | Kecamatan District | Negeri dan Swasta Public and Private | | | |
|---------------|----------------------|-----------------------|---|-----------------------------------|------------------------------------|-----------------|
| | | | Kelas I 1 st Class | Kelas II 2 nd Class | Kelas III 3 rd Class | Jumlah Total |
| (1) | (2) | (3) | (4) | (5) | (6) | (7) |
| 1 | 010 | Rongga | 504 | 454 | 352 | 1 310 |
| 2 | 020 | Gununghalu | 1 125 | 1 002 | 879 | 3 006 |
| 3 | 030 | Sindangkerta | 907 | 865 | 875 | 2 647 |
| 4 | 040 | Cililin | 1 376 | 1 289 | 1 253 | 3 918 |
| 5 | 050 | Cihampelas | 1 323 | 1 284 | 1 215 | 3 822 |
| 6 | 060 | Cipongkor | 1 067 | 1 032 | 1 001 | 3 100 |
| 7 | 070 | Batujajar | 1 433 | 1 381 | 1 469 | 4 283 |
| 8 | 080 | Cipatat | 1 247 | 1 114 | 1 030 | 3 391 |
| 9 | 090 | Padalarang | 2 488 | 2 152 | 2 074 | 6 714 |
| 10 | 100 | Ngamprah | 1 209 | 1 285 | 1 337 | 3 831 |
| 11 | 110 | Parongpong | 833 | 533 | 598 | 1 964 |
| 12 | 120 | Lembang | 2 096 | 2 186 | 2 341 | 6 623 |
| 13 | 130 | Cisarua | 776 | 632 | 690 | 2 098 |
| 14 | 140 | Cikalongwetan | 1 361 | 1 152 | 1 257 | 3 770 |
| 15 | 150 | Cipeundeuy | 854 | 890 | 837 | 2 581 |
| Jumlah | | | 18 599 | 1 725 | 17 208 | 53 058 |

Sumber: Dinas Pendidikan Pemuda dan Olahraga Kabupaten Bandung Barat
 Source: Office of Education, Youth dan Sports of Bandung Barat Regency

Tabel

Table 4.1.13

Jumlah Guru SMP Negeri dan Swasta Menurut Status Kepegawaian dan Golongan di Kabupaten Bandung Barat, 2009

Number of Public Junior High School Teacher by Grade Status and Grade in Bandung Barat Regency, 2009

| No. | Kode BPS BPS Code | Kecamatan District | Golongan Guru Tetap (PNS) Full Time Teacher and Grade | | | Jumlah Total | Guru Tidak Tetap Part Time Teacher | | Jumlah Total |
|---------------|----------------------|-----------------------|--|------------------------|-----------------------|--------------|---------------------------------------|------------------------------------|--------------|
| | | | II 2 nd | III 3 rd | IV 4 th | | PNS Government Employee | Non PNS Non Government Employee | |
| (1) | (2) | (3) | (4) | (5) | (6) | (7) | (8) | (9) | (10) |
| 1 | 010 | Rongga | - | - | - | - | 5 | 27 | 32 |
| 2 | 020 | Gununghalu | 1 | 15 | 20 | 36 | - | 93 | 93 |
| 3 | 030 | Sindangkerta | - | 19 | 22 | 41 | 5 | 90 | 95 |
| 4 | 040 | Cililin | 1 | 27 | 25 | 53 | 32 | 150 | 182 |
| 5 | 050 | Cihampelas | 1 | 20 | 29 | 50 | - | 149 | 149 |
| 6 | 060 | Cipongkor | 1 | 21 | 11 | 33 | - | 132 | 132 |
| 7 | 070 | Batuajar | 2 | 49 | 41 | 92 | 36 | 59 | 95 |
| 8 | 080 | Cipatat | 1 | 48 | 39 | 88 | - | 89 | 89 |
| 9 | 090 | Padalarang | 68 | - | 104 | 172 | 19 | 180 | 199 |
| 10 | 100 | Ngamprah | - | - | - | - | 19 | 87 | 106 |
| 11 | 110 | Parongpong | 1 | 28 | 27 | 56 | 13 | 28 | 41 |
| 12 | 120 | Lembang | - | 58 | 118 | 176 | 5 | 113 | 118 |
| 13 | 130 | Cisarua | - | 30 | 38 | 68 | 6 | 35 | 41 |
| 14 | 140 | Cikalongwetan | - | 42 | 17 | 59 | 4 | 108 | 112 |
| 15 | 150 | Cipeundeuy | 2 | 17 | 21 | 40 | - | 79 | 79 |
| Jumlah | | | 78 | 374 | 512 | 964 | 144 | 1 419 | 1 563 |

Sumber: Dinas Pendidikan Pemuda dan Olahraga Kabupaten Bandung Barat
 Source: Office of Education, Youth dan Sports of Bandung Barat Regency

Tabel
4.1.14
Table

**Jumlah Ruang Belajar Menurut Status SMP Negeri dan Swasta
di Kabupaten Bandung Barat, 2009**

*Number of Junior High School Classroom Property by Status in
Bandung Barat Regency, 2009*

| No. | Kode BPS BPS Code | Kecamatan District | Milik Negeri Public Property | | | Bukan Milik Not Property |
|---------------|----------------------------|-----------------------|---------------------------------|----------------------------------|----------------------------------|-----------------------------------|
| | | | Baik Fine | Rusak Ringan Light Damaged | Rusak Berat Severe Damaged | |
| (1) | (2) | (3) | (4) | (5) | (6) | (7) |
| 1 | 010 | Rongga | 7 | - | - | 3 |
| 2 | 020 | Gununghalu | 41 | 11 | 8 | - |
| 3 | 030 | Sindangkerta | 40 | 5 | 11 | 5 |
| 4 | 040 | Cililin | 63 | 16 | 12 | 9 |
| 5 | 050 | Cihampelas | 46 | 22 | 6 | - |
| 6 | 060 | Cipongkor | 54 | 10 | 10 | - |
| 7 | 070 | Batujajar | 78 | 10 | 9 | - |
| 8 | 080 | Cipatat | 67 | 6 | 8 | - |
| 9 | 090 | Padalarang | 129 | 17 | 6 | 3 |
| 10 | 100 | Ngamprah | 28 | 9 | 1 | 3 |
| 11 | 110 | Parongpong | 35 | - | - | - |
| 12 | 120 | Lembang | 114 | 15 | 7 | 1 |
| 13 | 130 | Cisarua | 38 | 4 | 3 | - |
| 14 | 140 | Cikalongwetan | 32 | 6 | 11 | - |
| 15 | 150 | Cipeundeuy | 49 | 2 | 2 | 3 |
| Jumlah | | | 821 | 133 | 94 | 27 |

Sumber: Dinas Pendidikan Pemuda dan Olahraga Kabupaten Bandung Barat
Source: Office of Education, Youth dan Sports of Bandung Barat Regency

Tabel

Jumlah Murid Sekolah Menengah Umum Negeri dan Swasta Berdasarkan Kelas dan Kecamatan di Kabupaten Bandung Barat, 2009

Table 4.1.15

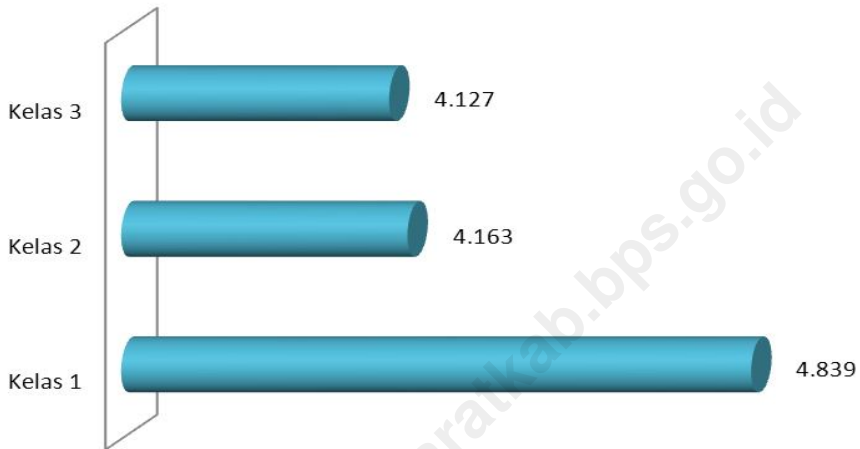
Number of Pupils of Public and Private Senior High School by Class and District in Bandung Barat Regency, 2009

| No. | Kode BPS BPS Code | Kecamatan District | Negeri dan Swasta Public and Private | | | Jumlah Total |
|---------------|----------------------|-----------------------|---|-----------------------------------|------------------------------------|-----------------|
| | | | Kelas I 1 st Class | Kelas II 2 nd Class | Kelas III 3 rd Class | |
| (1) | (2) | (3) | (4) | (5) | (6) | (7) |
| 1 | 010 | Rongga | 79 | 52 | 36 | 167 |
| 2 | 020 | Gununghalu | 217 | 190 | 180 | 587 |
| 3 | 030 | Sindangkerta | 277 | 241 | 224 | 742 |
| 4 | 040 | Cililin | 772 | 650 | 647 | 2 069 |
| 5 | 050 | Cihampelas | 254 | 228 | 170 | 652 |
| 6 | 060 | Cipongkor | 269 | 215 | 211 | 695 |
| 7 | 070 | Batujajar | 459 | 424 | 418 | 1 301 |
| 8 | 080 | Cipatat | 130 | 139 | 169 | 438 |
| 9 | 090 | Padalarang | 627 | 504 | 505 | 1 636 |
| 10 | 100 | Ngamprah | 60 | 52 | 48 | 160 |
| 11 | 110 | Parongpong | 122 | 88 | 132 | 342 |
| 12 | 120 | Lembang | 659 | 509 | 550 | 1 718 |
| 13 | 130 | Cisarua | 329 | 327 | 338 | 994 |
| 14 | 140 | Cikalongwetan | 374 | 353 | 338 | 1 065 |
| 15 | 150 | Cipeundeuy | 211 | 191 | 161 | 563 |
| Jumlah | | | 4 839 | 4 163 | 4 127 | 13 129 |

Sumber: Dinas Pendidikan Pemuda dan Olahraga Kabupaten Bandung Barat
 Source: Office of Education, Youth dan Sports of Bandung Barat Regency

Gambar 4.1. Siswa SMU Negeri dan Swasta Menurut Kelas di Kabupaten Bandung Barat, 2009

Figure 4.1. Pupils of Public and Private Senior High School by Class in Bandung Barat Regency, 2009



Tabel
4.1.16
Table

Jumlah Guru SMU Negeri dan Swasta Menurut Status Kepegawaian dan Golongan di Kabupaten Bandung Barat, 2009
Number of Public Senior High School Teacher by Grade Status in Bandung Barat Regency, 2009

| No. | Kode BPS BPS Code | Kecamatan District | Golongan Guru Tetap (PNS) Full Time Teacher and Grade | | | Jumlah Total | Guru Tidak Tetap Part Time Teacher | | Jumlah Total |
|---------------|----------------------|-----------------------|--|------------------------|-----------------------|--------------|---------------------------------------|------------------------------------|--------------|
| | | | II 2 nd | III 3 rd | IV 4 th | | PNS Government Employee | Non PNS Non Government Employee | |
| (1) | (2) | (3) | (4) | (5) | (6) | (7) | (8) | (9) | (10) |
| 1 | 010 | Rongga | - | - | - | - | - | - | - |
| 2 | 020 | Gununghalu | - | 10 | 5 | 15 | - | 13 | 13 |
| 3 | 030 | Sindangkerta | - | 8 | - | 8 | 21 | 44 | 65 |
| 4 | 040 | Cililin | - | 12 | 44 | 56 | 36 | 59 | 95 |
| 5 | 050 | Cihampelas | - | 5 | - | 5 | - | 36 | 36 |
| 6 | 060 | Cipongkor | - | 26 | 3 | 29 | - | 69 | 69 |
| 7 | 070 | Batujajar | - | 16 | 15 | 31 | - | 80 | 80 |
| 8 | 080 | Cipatat | - | 15 | 10 | 25 | - | - | - |
| 9 | 090 | Padalarang | - | 29 | 100 | 129 | - | 42 | 42 |
| 10 | 100 | Ngamprah | - | 1 | 1 | 2 | - | 18 | 18 |
| 11 | 110 | Parongpong | - | 17 | 4 | 21 | - | 19 | 19 |
| 12 | 120 | Lembang | - | 36 | 57 | 93 | 22 | 74 | 96 |
| 13 | 130 | Cisarua | - | 15 | 36 | 51 | - | 28 | 28 |
| 14 | 140 | Cikalongwetan | - | 8 | 32 | 40 | - | 21 | 21 |
| 15 | 150 | Cipeundeuy | - | - | - | - | - | 47 | 47 |
| Jumlah | | | - | 198 | 307 | 505 | 79 | 550 | 629 |

Sumber: Dinas Pendidikan Pemuda dan Olahraga Kabupaten Bandung Barat
Source: Office of Education, Youth dan Sports of Bandung Barat Regency

Tabel

4.1.17

**Jumlah Ruang Belajar Menurut Status SMU Negeri dan Swasta
di Kabupaten Bandung Barat, 2009**

Table

*Number of Junior High School Classroom Property by Status in
Bandung Barat Regency, 2009*

| No. | Kode BPS BPS Code | Kecamatan District | Milik Negeri Public Property | | | Bukan Milik Not Property |
|---------------|----------------------------|-----------------------|---------------------------------|----------------------------------|-------------------------------------|-----------------------------------|
| | | | Baik Fine | Rusak Ringan Light Damaged | Rusak Berat Severe Damaged | |
| (1) | (2) | (3) | (4) | (5) | (6) | (7) |
| 1 | 010 | Rongga | - | - | - | - |
| 2 | 020 | Gununghalu | 13 | - | - | - |
| 3 | 030 | Sindangkerta | 5 | 8 | 2 | 6 |
| 4 | 040 | Cililin | 40 | 1 | 1 | - |
| 5 | 050 | Cihampelas | 13 | - | - | - |
| 6 | 060 | Cipongkor | 10 | 2 | - | - |
| 7 | 070 | Batujajar | 27 | - | 3 | - |
| 8 | 080 | Cipatat | 14 | - | - | - |
| 9 | 090 | Padalarang | 57 | 5 | - | 13 |
| 10 | 100 | Ngamprah | - | - | - | - |
| 11 | 110 | Parongpong | 10 | - | - | - |
| 12 | 120 | Lembang | 57 | 3 | 3 | - |
| 13 | 130 | Cisarua | 25 | - | - | - |
| 14 | 140 | Cikalongwetan | 17 | 8 | 6 | - |
| 15 | 150 | Cipeundeuy | 3 | - | - | - |
| Jumlah | | | 291 | 27 | 15 | 19 |

Sumber: Dinas Pendidikan Pemuda dan Olahraga Kabupaten Bandung Barat
Source: Office of Education, Youth dan Sports of Bandung Barat Regency

Tabel

**Jumlah Sekolah, Kelas, Rombongan Belajar, Murid, dan Guru Pada
Madrasah Ibtidaiyah di Kabupaten Bandung Barat, 2009**

Table 4.1.18

*Number of School, Study Room, Pupils, and Teacher in Madrasah Ibtidaiyah
in Bandung Barat Regency, 2009*

| No. | Kode BPS BPS Code | Kecamatan District | Sekolah School | Rombel Study Group | Ruang Belajar Class Room | Murid Pupil | Guru Teacher |
|---------------|----------------------------|-----------------------|-------------------|--------------------------|--------------------------------|----------------|-----------------|
| (1) | (2) | (3) | (4) | (5) | (6) | (7) | (8) |
| 1 | 010 | Rongga | 6 | 36 | 29 | 794 | 47 |
| 2 | 020 | Gununghalu | 27 | 158 | 129 | 3 288 | 221 |
| 3 | 030 | Sindangkerta | 11 | 68 | 59 | 1 521 | 90 |
| 4 | 040 | Cililin | 15 | 90 | 79 | 2 316 | 148 |
| 5 | 050 | Cihampelas | 15 | 85 | 103 | 1 845 | 126 |
| 6 | 060 | Cipongkor | 23 | 138 | 112 | 3 618 | 234 |
| 7 | 070 | Batujajar | 12 | 78 | 69 | 2 179 | 123 |
| 8 | 080 | Cipatat | 8 | 49 | 34 | 1 190 | 66 |
| 9 | 090 | Padalarang | 12 | 78 | 42 | 2 623 | 132 |
| 10 | 100 | Ngamprah | 1 | 6 | 3 | 154 | 9 |
| 11 | 110 | Parongpong | 1 | 6 | 5 | 219 | 10 |
| 12 | 120 | Lembang | 3 | 24 | 22 | 835 | 51 |
| 13 | 130 | Cisarua | 1 | 6 | 4 | 98 | 10 |
| 14 | 140 | Cikalongwetan | 4 | 24 | 20 | 629 | 32 |
| 15 | 150 | Cipeundeuy | 12 | 72 | 58 | 1 138 | 81 |
| Jumlah | | | 151 | 918 | 768 | 22 447 | 1 380 |

Sumber: Dinas Pendidikan Pemuda dan Olahraga Kabupaten Bandung Barat

Source: Office of Education, Youth dan Sports of Bandung Barat Regency

Tabel **Jumlah Sekolah, kelas, Ruang Belajar, Murid, dan Guru pada Madrasah Tsanawiyah di Kabupaten Bandung, 2009**
Table 4.1.19 *Number of School, Study Group, Pupils, and Teacher in Madrasah Tsanawiyah in Wets Bandung Regency, 2009*

| No. | Kode BPS BPS Code | Kecamatan District | Sekolah School | Rombel Study Group | Ruang Belajar Class Room | Murid Pupils | Guru Teacher |
|---------------|----------------------|-----------------------|-------------------|-----------------------|-----------------------------|-----------------|-----------------|
| (1) | (2) | (3) | (4) | (5) | (6) | (7) | (8) |
| 1 | 010 | Rongga | 2 | 6 | - | 261 | - |
| 2 | 020 | Gununghalu | 4 | 30 | 4 | 1 170 | 25 |
| 3 | 030 | Sindangkerta | 5 | 14 | - | 882 | 26 |
| 4 | 040 | Cililin | 7 | 36 | 37 | 1 552 | 121 |
| 5 | 050 | Cihampelas | 7 | 41 | 31 | 1 597 | 133 |
| 6 | 060 | Cipongkor | 5 | 29 | 16 | 1 005 | 46 |
| 7 | 070 | Batujajar | 14 | 76 | 66 | 2 737 | 285 |
| 8 | 080 | Cipatat | 4 | 64 | 44 | 2 663 | 125 |
| 9 | 090 | Padalarang | 5 | 26 | 30 | 883 | 82 |
| 10 | 100 | Ngamprah | 3 | 10 | 9 | 324 | 38 |
| 11 | 110 | Parongpong | 2 | 8 | 9 | 240 | 23 |
| 12 | 120 | Lembang | 5 | 32 | 22 | 1 091 | 97 |
| 13 | 130 | Cisarua | 3 | 14 | 20 | 490 | 53 |
| 14 | 140 | Cikalongwetan | 10 | 51 | 65 | 1 890 | 176 |
| 15 | 150 | Cipeundeuy | 4 | 23 | 26 | 817 | 76 |
| Jumlah | | | 80 | 460 | 379 | 17 602 | 1 306 |

Sumber: Dinas Pendidikan Pemuda dan Olahraga Kabupaten Bandung Barat
 Source: Office of Education, Youth dan Sports of Bandung Barat Regency

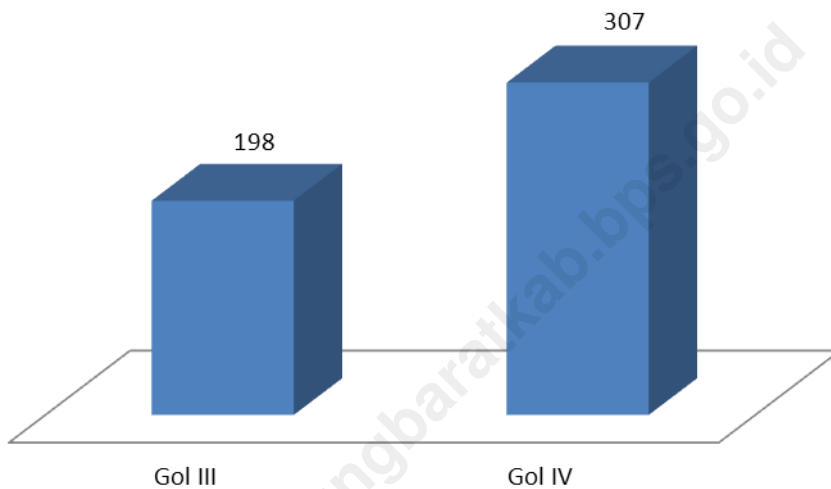
Tabel Jumlah Sekolah, Kelas, Ruang Belajar, Murid, dan Guru Pada Madrasah Aliyah di Kabupaten Bandung Barat, 2009
Table 4.4.20 Number of School, Study Room, Pupils, and Teacher in Madrasah Aliyah in Bandung Barat Regency, 2009

| No. | Kode BPS BPS Code | Kecamatan District | Sekolah School | Rombel Study Group | Ruang Belajar Class Room | Murid Pupils | Guru Teacher |
|---------------|----------------------|-----------------------|-------------------|-----------------------|-----------------------------|-----------------|-----------------|
| (1) | (2) | (3) | (4) | (5) | (6) | (7) | (8) |
| 1 | 010 | Rongga | - | - | - | - | - |
| 2 | 020 | Gununghalu | 5 | 13 | 12 | 369 | 82 |
| 3 | 030 | Sindangkerta | 3 | 9 | 7 | 281 | 58 |
| 4 | 040 | Cililin | 7 | 41 | 53 | 1 805 | 197 |
| 5 | 050 | Cihampelas | 4 | 15 | 11 | 363 | 75 |
| 6 | 060 | Cipongkor | 2 | 6 | 6 | 259 | 30 |
| 7 | 070 | Batujajar | 4 | 14 | 21 | 306 | 82 |
| 8 | 080 | Cipatat | 2 | 9 | 12 | 280 | 41 |
| 9 | 090 | Padalarang | 3 | 10 | 12 | 257 | 49 |
| 10 | 100 | Ngamprah | - | - | - | - | - |
| 11 | 110 | Parongpong | - | - | - | - | - |
| 12 | 120 | Lembang | - | - | - | - | - |
| 13 | 130 | Cisarua | 1 | 3 | 6 | 101 | 20 |
| 14 | 140 | Cikalongwetan | 4 | 16 | 20 | 386 | 63 |
| Jumlah | | | 37 | 143 | 171 | 4 714 | 734 |

Sumber: Dinas Pendidikan Pemuda dan Olahraga Kabupaten Bandung Barat
 Source: Office of Education, Youth dan Sports of Bandung Barat Regency

Gambar 4.2. Guru SMU Negeri dan Swasta Menurut Golongan di Kabupaten Bandung Barat, 2009

Figure 4.2. Teacher of Public and Private Senior High School by Grade Status in Bandung Barat Regency, 2009



Tabel 4.2.1 Jumlah Puskesmas, Dokter, dan Paramedis di Kabupaten Bandung Barat , 2009
Table Number of Public Health Centers, Doctors, and Medical in Bandung Barat Regency, 2009

| No. | Kode BPS BPS Code | Kecamatan District | Puskesmas Public Health Centre | | | | Dokter Doctor | Paramedis Medical |
|---------------|----------------------|-----------------------|-----------------------------------|-----------|---|----------------------|------------------|----------------------|
| | | | DTP | TTP | Pustu Sub- Public Health Centre | Keliling (Mobile) | | |
| (1) | (2) | (3) | (4) | (5) | (6) | (7) | (8) | (9) |
| 1 | 010 | Rongga | - | 1 | - | - | 1 | 1 |
| 2 | 020 | Gununghalu | 1 | | 5 | 1 | 3 | 6 |
| 3 | 030 | Sindangkerta | - | 2 | - | - | 3 | 5 |
| 4 | 040 | Cililin | 1 | 1 | - | 1 | 3 | 14 |
| 5 | 050 | Cihampelas | - | 2 | 2 | 1 | 4 | 15 |
| 6 | 060 | Cipongkor | - | 2 | - | - | 2 | 2 |
| 7 | 070 | Batujajar | - | 1 | 2 | 1 | 3 | 20 |
| 8 | 080 | Cipatat | 1 | 2 | 1 | - | 1 | 10 |
| 9 | 090 | Padalarang | - | 3 | - | - | 3 | 7 |
| 10 | 100 | Ngamprah | - | 2 | 1 | - | 2 | 4 |
| 11 | 110 | Parongpong | - | 2 | 2 | 1 | 3 | 6 |
| 12 | 120 | Lembang | 1 | 3 | 1 | 1 | 3 | 6 |
| 13 | 130 | Cisarua | - | 2 | - | - | 3 | 9 |
| 14 | 140 | Cikalongwetan | 1 | 1 | - | - | 3 | 14 |
| 15 | 150 | Cipeundeuy | - | 2 | - | - | 1 | 8 |
| Jumlah | | | 5 | 26 | 14 | 6 | 38 | 127 |
| 2008 | | | 5 | 26 | 5 | 5 | 77 | 127 |

Sumber: Dinas Kesehatan Kabupaten Bandung Barat
 Source: Regency Department of Health Service of Bandung Barat Regency

Tabel
4.2.2
Table

**Jumlah Puskesmas dan Kunjungan Berobat
di Kabupaten Bandung Barat, 2009**
*Number of Public Health Centers and Visitors
in Bandung Barat Regency, 2009*

| No. | Kode BPS BPS Code | Kecamatan District | Puskesmas Public Health Centre | | | Kunjungan Visitors |
|---------------|----------------------------|-----------------------|-----------------------------------|-----------|--------------------------------------|-----------------------|
| | | | DTP | TTP | PUSTU Sub-Public Health Centre | |
| (1) | (2) | (3) | (4) | (5) | (6) | (7) |
| 1 | 010 | Rongga | - | 1 | - | 18 010 |
| 2 | 020 | Gununghalu | 1 | - | 5 | 20 019 |
| 3 | 030 | Sindangkerta | - | 2 | - | 19 003 |
| 4 | 040 | Cililin | 1 | 1 | - | 37 974 |
| 5 | 050 | Cihampelas | - | 2 | 2 | 47 078 |
| 6 | 060 | Cipongkor | - | 2 | - | 23 146 |
| 7 | 070 | Batujajar | - | 1 | 2 | 45 768 |
| 8 | 080 | Cipatat | 1 | 2 | 1 | 10 939 |
| 9 | 090 | Padalarang | - | 3 | - | 35 200 |
| 10 | 100 | Ngamprah | - | 2 | 1 | 14 612 |
| 11 | 110 | Parongpong | - | 2 | 2 | 17 537 |
| 12 | 120 | Lembang | 1 | 3 | 1 | 38 623 |
| 13 | 130 | Cisarua | - | 2 | - | 8 979 |
| 14 | 140 | Cikalongwetan | 1 | 1 | - | - |
| 15 | 150 | Cipeundeuy | - | 2 | - | 12 018 |
| Jumlah | | | 5 | 26 | 14 | 348 906 |

Sumber: Dinas Kesehatan Kabupaten Bandung Barat
Source: Regency Department of Health Service of Bandung Barat Regency

Tabel
Table
4.2.3

**Jumlah Tenaga Kesehatan Puskesmas
di Kabupaten Bandung Barat, 2009**
*Number of Medical in Public Health Centers i
n Bandung Barat Regency, 2009*

| No. | Kode BPS BPS Code | Kecamatan District | Dokter Umum General Doctor | Dokter Gigi Dentist | Perawat Nurse | Bidan Midwife | Sanitarian Sanitation | Lain- lain Others |
|---------------|----------------------------|-----------------------|-------------------------------------|---------------------------|------------------|------------------|--------------------------|-------------------------|
| (1) | (2) | (3) | (4) | (5) | (6) | (7) | (8) | (9) |
| 1 | 010 | Rongga | 1 | - | 1 | 8 | - | 7 |
| 2 | 020 | Gununghalu | 2 | 1 | 6 | 12 | 1 | 5 |
| 3 | 030 | Sindangkerta | 2 | 1 | 5 | 6 | 1 | 3 |
| 4 | 040 | Cililin | 2 | 1 | 14 | 2 | 1 | 10 |
| 5 | 050 | Cihampelas | 2 | 2 | 15 | 6 | 1 | 7 |
| 6 | 060 | Cipongkor | 1 | 1 | 2 | 7 | 1 | 4 |
| 7 | 070 | Batujajar | 2 | 1 | 20 | 11 | - | 4 |
| 8 | 080 | Cipatat | 1 | - | 10 | 1 | 1 | - |
| 9 | 090 | Padalarang | 2 | 1 | 7 | 8 | 1 | 1 |
| 10 | 100 | Ngamprah | 2 | - | 4 | 8 | - | 1 |
| 11 | 110 | Parongpong | 2 | 1 | 6 | 7 | 1 | 2 |
| 12 | 120 | Lembang | 2 | 1 | 6 | 7 | 1 | 2 |
| 13 | 130 | Cisarua | 2 | 1 | 9 | 3 | 1 | 2 |
| 14 | 140 | Cikalongwetan | 1 | 2 | 14 | 8 | 1 | 14 |
| 15 | 150 | Cipeundeuy | 1 | - | 8 | 6 | - | 3 |
| Jumlah | | | 25 | 13 | 127 | 100 | 11 | 65 |
| 2008 | | | 50 | 27 | 124 | 351 | 26 | - |

Sumber: Dinas Kesehatan Kabupaten Bandung Barat
Source: Regency Department of Health Service of Bandung Barat Regency

Tabel

**Distribusi Vitamin A untuk Anak Balita
di Kabupaten Bandung Barat, 2009**
*Distribution of Vitamin A for a Child Under Five Years Old
in Bandung Barat Regency, 2009*

Table 4.2.4

| No. | Kode BPS BPS Code | Kecamatan District | Distribusi Vitamin A Distribution of Vitamin A | |
|---------------|----------------------|-----------------------|---|------------------|
| | | | Anak Balita Under Five Years Old | Cakupan Scope |
| (1) | (2) | (3) | (4) | (5) |
| 1 | 010 | Rongga | 6 508 | 6 436 |
| 2 | 020 | Gununghalu | 8 974 | 4 180 |
| 3 | 030 | Sindangkerta | 4 001 | 2 311 |
| 4 | 040 | Cililin | 5 796 | 3 776 |
| 5 | 050 | Cihampelas | 6 178 | 4 333 |
| 6 | 060 | Cipongkor | 4 636 | 3 754 |
| 7 | 070 | Batujajar | 12 401 | 9 803 |
| 8 | 080 | Cipatat | 5 729 | 3 421 |
| 9 | 090 | Padalarang | 6 909 | 7 717 |
| 10 | 100 | Ngamprah | 9 457 | 3 101 |
| 11 | 110 | Parongpong | 5 258 | 3 644 |
| 12 | 120 | Lembang | 5 496 | 3 753 |
| 13 | 130 | Cisarua | 3 973 | 2 708 |
| 14 | 140 | Cikalongwetan | 8 484 | 4 455 |
| 15 | 150 | Cipeundeuy | 5 014 | 2 921 |
| Jumlah | | | 98 814 | 66 313 |
| 2008 | | | 134 197 | 1 547 |

Sumber: Dinas Kesehatan Kabupaten Bandung Barat

Source: Regency Department of Health Service of Bandung Barat Regency

Tabel 4.2.5 Jumlah Fasilitas Sarana Air Minum Menurut Jenis di Kabupaten Bandung Barat, 2009
Number of Drink Water Facility by Kind in Bandung Barat Regency, 2009

| No. | Kode BPS BPS Code | Kecamatan District | Ledeng Watertap | SPT (DL/DK) | Sumur Gali Well |
|---------------|----------------------|-----------------------|--------------------|---------------|--------------------|
| (1) | (2) | (3) | (4) | (5) | (6) |
| 1 | 010 | Rongga | - | 69 | 3 408 |
| 2 | 020 | Gununghalu | - | 1 199 | 4 813 |
| 3 | 030 | Sindangkerta | 5 | 1 337 | 6 263 |
| 4 | 040 | Cililin | 395 | 236 | 13 668 |
| 5 | 050 | Cihampelas | - | 314 | 23 376 |
| 6 | 060 | Cipongkor | - | 643 | 3 179 |
| 7 | 070 | Batuajar | 2 260 | 5 377 | 4 771 |
| 8 | 080 | Cipatat | - | 3 108 | 8 217 |
| 9 | 090 | Padalarang | 2 114 | 9 862 | 4 192 |
| 10 | 100 | Ngamprah | 240 | 4 425 | 1 738 |
| 11 | 110 | Parongpong | 403 | 3 294 | 73 |
| 12 | 120 | Lembang | 6 923 | 1 345 | 9 678 |
| 13 | 130 | Cisarua | 1 770 | 92 | 75 |
| 14 | 140 | Cikalongwetan | 1 136 | 752 | 5 441 |
| 15 | 150 | Cipeundeuy | - | 3 336 | 5 578 |
| Jumlah | | | 15 246 | 35 389 | 94 470 |
| 2008 | | | - | - | - |

Sumber: Dinas Kesehatan Kabupaten Bandung Barat
 Source: Regency Department of Health Service of Bandung Barat Regency

Tabel 4.2.6 Jumlah Jamban Keluarga, Sarana Pembuangan Air Limbah (SPAL), dan Cakupan Penduduk yang Dilayani di Kabupaten Bandung Barat, 2009
Table 4.2.6 Number Family Lavatory, Lavatories Facility, and Population Services in Bandung Barat Regency, 2009

| No. | Kode BPS BPS Code | Kecamatan District | Jamban keluarga Family Lavatory | | SPAL Septictank | |
|---------------|----------------------|-----------------------|------------------------------------|---------------------------|--------------------|---------------------------|
| | | | Jumlah Total | Cakupan (%) Percentage | Jumlah Total | Cakupan (%) Percentage |
| (1) | (2) | (3) | (4) | (5) | (6) | (7) |
| 1 | 010 | Rongga | 2 983 | 17,24 | 530 | 3,06 |
| 2 | 020 | Gununghalu | 4 253 | 22,35 | 3 453 | 18,14 |
| 3 | 030 | Sindangkerta | 5 752 | 37,07 | 2 803 | 18,06 |
| 4 | 040 | Cililin | 11 209 | 56,46 | 6 770 | 34,10 |
| 5 | 050 | Cihampelas | 10 749 | 63,15 | 6 077 | 35,70 |
| 6 | 060 | Cipongkor | 6 072 | 30,94 | 86 | 0,44 |
| 7 | 070 | Batujajar | 11 812 | 58,88 | 3 813 | 19,01 |
| 8 | 080 | Cipatat | 10 926 | 42,00 | 4 089 | 16,00 |
| 9 | 090 | Padalarang | 16 725 | 63,73 | 6 229 | 23,73 |
| 10 | 100 | Ngamprah | 15 968 | 52,39 | 11 071 | 36,00 |
| 11 | 110 | Parongpong | 16 695 | 81,24 | 13 928 | 67,77 |
| 12 | 120 | Lembang | 26 330 | 71,74 | 12 458 | 33,95 |
| 13 | 130 | Cisarua | 7 119 | 42,03 | 2 251 | 13,29 |
| 14 | 140 | Cikalongwetan | 11 675 | 50,79 | 3 510 | 15,27 |
| 15 | 150 | Cipeundeuy | 6 880 | 10,54 | 1 862 | 410,64 |
| Jumlah | | | 165 148 | 50,68 | 78 930 | 24,22 |

Sumber: Dinas Kesehatan Kabupaten Bandung Barat
 Source: Regency Department of Health Service of Bandung Barat Regency

Tabel

4.2.7

**Jumlah Jamban Keluarga Menurut Jenis Kloset di
Kabupaten Bandung Barat, 2009**

*Number of Family Lavatories by Kind
in Bandung Barat Regency, 2009*

Table

| No. | Kode BPS BPS Code | Kecamatan District | Leher Angsa Gooseneck | Plengsengan Dump | Cemplung Cesspool | Septiteng Septictank | Lain- lain Others |
|---------------|----------------------------|-----------------------|-----------------------------|---------------------|----------------------|-------------------------|-------------------------|
| (1) | (2) | (3) | (4) | (5) | (6) | (4) | (5) |
| 1 | 010 | Rongga | 1 060 | - | 1 770 | - | - |
| 2 | 020 | Gununghalu | - | - | - | - | - |
| 3 | 030 | Sindangkerta | 2 577 | 12 885 | 490 | - | - |
| 4 | 040 | Cililin | 5 322 | 406 | 288 | - | - |
| 5 | 050 | Cihampelas | 4 905 | - | - | - | - |
| 6 | 060 | Cipongkor | 1 239 | 476 | 3 374 | - | - |
| 7 | 070 | Batujajar | 10 463 | 2 019 | 5 860 | - | - |
| 8 | 080 | Cipatat | 13 470 | 4 822 | 4 025 | - | - |
| 9 | 090 | Padalarang | 21 559 | 940 | 565 | - | - |
| 10 | 100 | Ngamprah | 14 764 | 1 505 | 618 | - | - |
| 11 | 110 | Parongpong | 13 930 | 5 296 | 651 | - | - |
| 12 | 120 | Lembang | 23 293 | 4 480 | 952 | - | - |
| 13 | 130 | Cisarua | 3 829 | 1 013 | 273 | - | - |
| 14 | 140 | Cikalongwetan | - | - | - | - | - |
| 15 | 150 | Cipeundeuy | 3 607 | 26 | - | - | - |
| Jumlah | | | 120 018 | 33 868 | 18 866 | - | - |
| 2008 | | | - | - | - | - | - |

Sumber: Dinas Kesehatan Kabupaten Bandung Barat

Source: Regency Department of Health Service of Bandung Barat Regency

Tabel

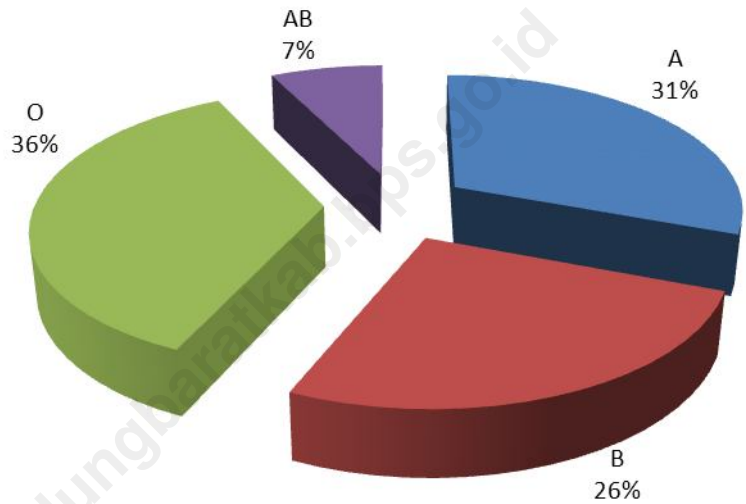
4.2.8

**Banyaknya Donor dan Golongan Darah di
Kabupaten Bandung Barat, 2009**
*Totals Bloods Donors and Kind of Bloods by District in
Bandung Barat Regency, 2009*

| No. | Kode BPS BPS Code | Kecamatan District | Golongan Darah Kind of Bloods | | | |
|---------------------|----------------------------|-----------------------|----------------------------------|------------|------------|-----------|
| | | | A | B | O | AB |
| (1) | (2) | (3) | (4) | (5) | (6) | (7) |
| 1 | 010 | Rongga | - | - | - | - |
| 2 | 020 | Gununghalu | 1 | 1 | 4 | - |
| 3 | 030 | Sindangkerta | 1 | - | - | - |
| 4 | 040 | Cillilin | 4 | - | 11 | 1 |
| 5 | 050 | Cihampelas | 4 | 5 | 4 | 4 |
| 6 | 060 | Cipongkor | - | - | - | - |
| 7 | 070 | Batujajar | 144 | 124 | 158 | 39 |
| 8 | 080 | Cipatat | 4 | 11 | 2 | - |
| 9 | 090 | Padalarang | 54 | 30 | 39 | 5 |
| 10 | 100 | Ngamprah | 48 | 59 | 97 | 5 |
| 11 | 110 | Parongpong | 15 | 12 | 16 | 12 |
| 12 | 120 | Lembang | 44 | 26 | 46 | 13 |
| 13 | 130 | Cisarua | 4 | 6 | 5 | - |
| 14 | 140 | Cikalongwetan | 4 | - | 3 | - |
| 15 | 150 | Cipeundeuy | 1 | 3 | - | - |
| Jumlah/Total | | | 328 | 277 | 385 | 79 |

Sumber: UTD PMI Cabang Kota Bandung

Gambar 4.3. Persentase Donor Darah Menurut Golongan Darah di Kabupaten Bandung Barat, 2009
Figure 4.3. Percentage Bloods Donors and Kind of Bloods in Bandung Barat Regency, 2009



Tabel 4.3.1 Banyaknya Peserta Akseptor KB Aktif di Kabupaten Bandung Barat, 2009
Number of Family Planning for Activity Acceptors Target by Contraception Used in Bandung Barat Regency, 2009

| No. | Kode BPS BPS Code | Kecamatan District | Jumlah PUS Total of Fertile Age Couple | Alat Kontrasepsi Contraceptions | | |
|---------------|----------------------|-----------------------|---|------------------------------------|------------------|------------------|
| | | | | IUD IUD | MOP Vasectomy | MOW Tubectomy |
| (1) | (2) | (3) | (4) | (5) | (6) | (7) |
| 1 | 010 | Rongga | 12 474 | 1 582 | 206 | 71 |
| 2 | 020 | Gununghalu | 14 725 | 1 200 | 207 | 143 |
| 3 | 030 | Sindangkerta | 11 202 | 667 | 162 | 191 |
| 4 | 040 | Cililin | 16 457 | 1 025 | 88 | 148 |
| 5 | 050 | Cihampelas | 22 206 | 840 | 92 | 260 |
| 6 | 060 | Cipongkor | 16 943 | 699 | 71 | 26 |
| 7 | 070 | Batujajar | 22 639 | 1 894 | 273 | 127 |
| 8 | 080 | Cipatat | 24 637 | 2 541 | 247 | 278 |
| 9 | 090 | Padalarang | 29 222 | 2 625 | 143 | 380 |
| 10 | 100 | Ngamprah | 28 328 | 4 076 | 65 | 476 |
| 11 | 110 | Parongpong | 16 142 | 2 168 | 46 | 369 |
| 12 | 120 | Lembang | 32 968 | 2 374 | 471 | 1 751 |
| 13 | 130 | Cisarua | 13 094 | 1 492 | 250 | 404 |
| 14 | 140 | Cikalongwetan | 20 662 | 1 776 | 192 | 258 |
| 15 | 150 | Cipeundeuy | 15 872 | 420 | 103 | 57 |
| Jumlah | | | 297 571 | 25 379 | 2 616 | 4 939 |
| 2008 | | | 297 571 | 23 483 | 2 620 | 4 596 |

Sumber: Badan Kependudukan dan Catatan Sipil Kabupaten Bandung Barat
 Sources: Office Of Population Civil Administration and Family Planning of Bandung Barat Regency

Tabel 4.3.1 Lanjutan
Table 4.3.1 Continued

| No. | Kode BPS BPS Code | Kecamatan District | Alat Kontrasepsi Contraceptions | | |
|---------------|----------------------------|-----------------------|------------------------------------|-----------------------|-----------------------------|
| | | | KND Condom (8) | IMP Implant (9) | SUNTIK Injection (10) |
| (1) | (2) | (3) | (8) | (9) | (10) |
| 1 | 010 | Rongga | 82 | 702 | 2 827 |
| 2 | 020 | Gununghalu | 189 | 805 | 3 561 |
| 3 | 030 | Sindangkerta | 20 | 763 | 5 142 |
| 4 | 040 | Cililin | 88 | 1 132 | 7 584 |
| 5 | 050 | Cihampelas | 74 | 794 | 11 154 |
| 6 | 060 | Cipongkor | 54 | 756 | 6 612 |
| 7 | 070 | Batujajar | 40 | 889 | 11 405 |
| 8 | 080 | Cipatat | 41 | 892 | 9 252 |
| 9 | 090 | Padalarang | 40 | 474 | 14 512 |
| 10 | 100 | Ngamprah | 168 | 221 | 14 141 |
| 11 | 110 | Parongpong | 169 | 31 | 7 549 |
| 12 | 120 | Lembang | 109 | 860 | 17 131 |
| 13 | 130 | Cisarua | 5 | 195 | 5 079 |
| 14 | 140 | Cikalongwetan | 28 | 495 | 9 381 |
| 15 | 150 | Cipeundeuy | 52 | 450 | 7 070 |
| Jumlah | | | 1 159 | 9 459 | 132 400 |
| 2008 | | | 796 | 6 806 | 122 542 |

Sumber: Badan Kependudukan dan Catatan Sipil Kabupaten Bandung Barat
 Sources: Office Of Population Civil Administration and Family Planning

Tabel 4.3.1 Lanjutan
Table 4.3.1 Continued

| No. | Kode BPS BPS Code | Kecamatan District | Alat Kontrasepsi Contraceptions | Jumlah PA Total | PA/PUS (%) |
|---------------|----------------------------|-----------------------|------------------------------------|-----------------------|---------------|
| | | | PIL Pill | | |
| (1) | (2) | (3) | (11) | (12) | (13) |
| 1 | 010 | Rongga | 3 910 | 9 380 | 75,20 |
| 2 | 020 | Gununghalu | 5 612 | 11 717 | 79,57 |
| 3 | 030 | Sindangkerta | 2 391 | 9 336 | 83,34 |
| 4 | 040 | Cililin | 4 359 | 14 424 | 87,65 |
| 5 | 050 | Cihampelas | 4 765 | 17 979 | 80,96 |
| 6 | 060 | Cipongkor | 4 734 | 12 952 | 76,44 |
| 7 | 070 | Batujajar | 4 711 | 19 339 | 85,42 |
| 8 | 080 | Cipatat | 7 288 | 20 539 | 83,37 |
| 9 | 090 | Padalarang | 4 592 | 22 766 | 77,91 |
| 10 | 100 | Ngamprah | 4 315 | 23 462 | 82,82 |
| 11 | 110 | Parongpong | 2 485 | 12 817 | 79,40 |
| 12 | 120 | Lembang | 5 552 | 28 248 | 85,68 |
| 13 | 130 | Cisarua | 3 367 | 10 792 | 82,42 |
| 14 | 140 | Cikalongwetan | 2 793 | 14 923 | 72,22 |
| 15 | 150 | Cipeundeuy | 4 082 | 12 234 | 77,08 |
| Jumlah | | | 64 956 | 240 908 | 80,96 |
| 2008 | | | 58 775 | 219 618 | 73,80 |

Sumber: Badan Kependudukan dan Catatan Sipil Kabupaten Bandung Barat
 Sources: Office Of Population Civil Administration and Family Planning of Wets Bandung Regency

Tabel

4.3.2

Sasaran Peserta KB Baru di Kabupaten Bandung Barat, 2009
*Number of Acceptors Contraception Target Used by for New Acceptors
 In West Bandung Regency, 2009*

Table

| No. | Kode BPS BPS Code | Kecamatan District | Alat Kontrasepsi Contraceptions | | | |
|---------------|----------------------------|-----------------------|------------------------------------|------------------|------------------|----------------|
| | | | IUD IUD | MOP Vasectomy | MOW Tubectomy | IMP Implant |
| (1) | (2) | (3) | (4) | (5) | (6) | (7) |
| 1 | 010 | Rongga | 31 | - | - | 39 |
| 2 | 020 | Gununghalu | 59 | - | - | 72 |
| 3 | 030 | Sindangkerta | 88 | - | - | 48 |
| 4 | 040 | Cililin | 27 | - | - | 82 |
| 5 | 050 | Cihampelas | 25 | - | - | 10 |
| 6 | 060 | Cipongkor | 39 | - | - | 53 |
| 7 | 070 | Batujajar | 56 | - | - | 59 |
| 8 | 080 | Cipatat | 158 | - | - | 70 |
| 9 | 090 | Padalarang | 152 | 2 | 12 | 39 |
| 10 | 100 | Ngamprah | 84 | - | - | 9 |
| 11 | 110 | Parongpong | 46 | - | - | 9 |
| 12 | 120 | Lembang | 68 | - | - | 139 |
| 13 | 130 | Cisarua | 75 | - | - | 79 |
| 14 | 140 | Cikalongwetan | 147 | - | - | 35 |
| 15 | 150 | Cipeundeuy | 39 | - | 1 | 161 |
| Jumlah | | | 1 094 | 2 | 13 | 904 |

Sumber: Badan Kependudukan dan Catatan Sipil Kabupaten Bandung Barat

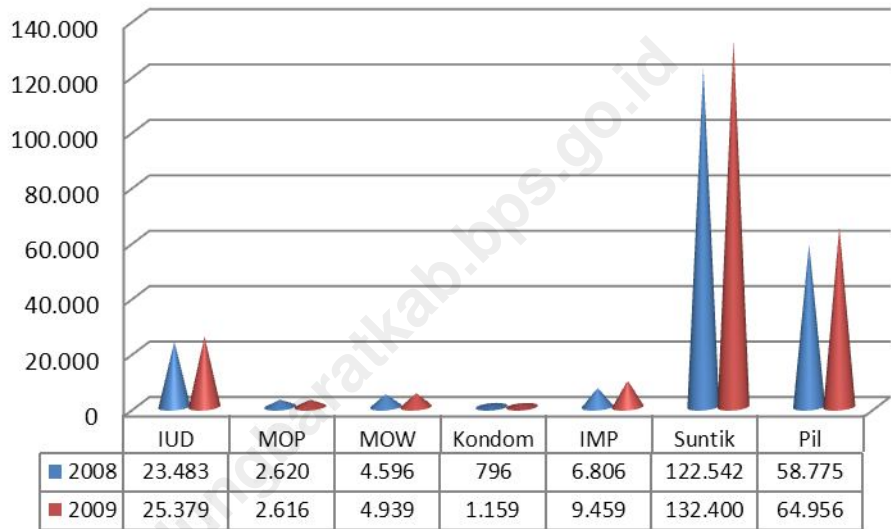
Sources: Office Of Population Civil Administration and Family Planning of Wets Bandung Regency

Tabel 4.3.2 Lanjutan
Table 4.3.2 Continued

| No. | Kode BPS BPS Code | Kecamatan District | Alat Kontrasepsi Contraceptions | | | |
|---------------|----------------------------|-----------------------|------------------------------------|---------------------|--------------|-----------------|
| | | | KND Condom | SUNTIK Injection | PIL Pill | Jumlah Total |
| (1) | (2) | (3) | (4) | (5) | (6) | (7) |
| 1 | 010 | Rongga | - | 222 | 156 | 448 |
| 2 | 020 | Gununghalu | - | 198 | 225 | 554 |
| 3 | 030 | Sindangkerta | 4 | 496 | 412 | 1 048 |
| 4 | 040 | Cililin | - | 180 | 218 | 507 |
| 5 | 050 | Cihampelas | 4 | 940 | 448 | 1 427 |
| 6 | 060 | Cipongkor | 6 | 984 | 272 | 1 354 |
| 7 | 070 | Batujajar | - | 1 029 | 730 | 1 874 |
| 8 | 080 | Cipatat | - | 606 | 398 | 1 232 |
| 9 | 090 | Padalarang | 17 | 1 168 | 322 | 1 712 |
| 10 | 100 | Ngamprah | 8 | 662 | 166 | 929 |
| 11 | 110 | Parongpong | - | 295 | 183 | 533 |
| 12 | 120 | Lembang | 11 | 627 | 155 | 1 000 |
| 13 | 130 | Cisarua | 8 | 618 | 321 | 1 101 |
| 14 | 140 | Cikalongwetan | 2 | 729 | 209 | 1 122 |
| 15 | 150 | Cipeundeuy | 22 | 325 | 210 | 758 |
| Jumlah | | | 82 | 9 079 | 4 425 | 15 599 |

Sumber: Badan Kependudukan dan Catatan Sipil Kabupaten Bandung Barat
 Sources: Office Of Population Civil Administration and Family Planning of Wets Bandung Regency

Gambar 4.4. Banyaknya Peserta Akseptor KB di Kabupaten Bandung Barat, 2009
 Figure 4.4. Number of Family Planning for Activity Acceptors Target by Contraception in Bandung Barat Regency, 2009



Tabel

4.5.1

**Jumlah Penyandang Masalah Kesejahteraan Sosial (PMKS)
di Kabupaten Bandung Barat, 2009**

Table

Number of Social Problems by Kind in Bandung Barat Regency, 2009

| No. | Kode BPS BPS Code | Kecamatan District | Anak Balita Terlantar Neglected of Balita | Anak Terlantar Neglected Children | Anak Nakal Naughty Children | Anak Jalanan Poor Children |
|--------------------|-------------------------|-----------------------|--|--|--------------------------------------|-------------------------------------|
| (1) | (2) | (3) | (4) | (5) | (6) | (7) |
| 1 | 010 | Rongga | 59 | 101 | 1 | 4 |
| 2 | 020 | Gununghalu | - | 96 | 4 | 3 |
| 3 | 030 | Sindangkerta | 93 | 110 | 141 | 42 |
| 4 | 040 | Cililin | 72 | 78 | 154 | 17 |
| 5 | 050 | Cihampelas | 421 | 643 | 49 | 15 |
| 6 | 060 | Cipongkor | 25 | 140 | 6 | 6 |
| 7 | 070 | Batujajar | 299 | 614 | 20 | 25 |
| 8 | 080 | Cipatat | 44 | 246 | 25 | 12 |
| 9 | 090 | Padalarang | 16 | 211 | 30 | 17 |
| 10 | 100 | Ngamprah | 211 | 343 | 25 | 15 |
| 11 | 110 | Parongpong | 1 | 17 | 8 | 12 |
| 12 | 120 | Lembang | 7 | 159 | 18 | 22 |
| 13 | 130 | Cisarua | 18 | 108 | 22 | 8 |
| 14 | 140 | Cikalongwetan | - | 6 | 21 | 7 |
| 15 | 150 | Cipeundeuy | - | 108 | 16 | 7 |
| J u m l a h | | | 1 266 | 2 980 | 540 | 212 |

Sumber: Dinas Sosial, Tenaga Kerja dan Transmigrasi Kabupaten Bandung Barat

Source : Social Service, Man Power and Transmigration of Bandung Barat Regency

Tabel 4.5.1 lanjutan
Table 4.5.1 Continued

| No. | Kode BPS BPS Code | Kecamatan District | Wanita Rawan Sosial Sosial Ekonomi | Wanita Korban Tindak Kerasan Lansia | Terlantar Neglected Decrepit |
|---------------|----------------------|-----------------------|---------------------------------------|--|------------------------------------|
| (1) | (2) | (3) | (9) | (10) | (11) |
| 1 | 010 | Rongga | 76 | 16 | 174 |
| 2 | 020 | Gununghalu | 300 | - | 331 |
| 3 | 030 | Sindangkerta | 302 | - | 286 |
| 4 | 040 | Cililin | 1 574 | 8 | 666 |
| 5 | 050 | Cihampelas | - | 4 | 164 |
| 6 | 060 | Cipongkor | 47 | 9 | 661 |
| 7 | 070 | Batujajar | 304 | 9 | 991 |
| 8 | 080 | Cipatat | 306 | 735 | 853 |
| 9 | 090 | Padalarang | 438 | 22 | 526 |
| 10 | 100 | Ngamprah | 15 | - | 22 |
| 11 | 110 | Parongpong | 654 | - | 744 |
| 12 | 120 | Lembang | 325 | 2 | 416 |
| 13 | 130 | Cisarua | 133 | - | 113 |
| 14 | 140 | Cikalongwetan | 3 575 | - | 252 |
| 15 | 150 | Cipeundeuy | 76 | 16 | 174 |
| Jumlah | | | 8 362 | 805 | 6 357 |

Sumber: Dinas Sosial, Tenaga Kerja dan Transmigrasi Kabupaten Bandung Barat
 Source : Social Service, Man Power and Transmigration of Bandung Barat Regency

Tabel 4.5.1 lanjutan
Table 4.5.1 Continued

| No. | Kode BPS BPS Code | Kecamatan District | Penyandang Cacat Disabled | People Tuna | Susila Pengemis | Beggar Gelandangan |
|---------------|----------------------------|-----------------------|---------------------------------|----------------|--------------------|-----------------------|
| (1) | (2) | (3) | (14) | (15) | (16) | (17) |
| 1 | 010 | Rongga | 376 | - | 10 | - |
| 2 | 020 | Gununghalu | 227 | - | - | - |
| 3 | 030 | Sindangkerta | 467 | - | - | - |
| 4 | 040 | Cililin | 415 | - | 1 | 2 |
| 5 | 050 | Cihampelas | 446 | - | 6 | 2 |
| 6 | 060 | Cipongkor | 677 | - | 4 | - |
| 7 | 070 | Batujajar | 774 | - | 10 | 4 |
| 8 | 080 | Cipatat | 552 | 53 | 4 | 3 |
| 9 | 090 | Padalarang | 210 | - | 8 | 4 |
| 10 | 100 | Ngamprah | 361 | - | 3 | 2 |
| 11 | 110 | Parongpong | 216 | - | 2 | 2 |
| 12 | 120 | Lembang | 660 | 40 | 14 | 7 |
| 13 | 130 | Cisarua | 387 | - | - | - |
| 14 | 140 | Cikalongwetan | 237 | 35 | 4 | 2 |
| 15 | 150 | Cipeundeuy | 298 | 27 | 2 | 1 |
| Jumlah | | | 6 303 | 155 | 68 | 29 |

Sumber: Dinas Sosial, Tenaga Kerja dan Transmigrasi Kabupaten Bandung Barat
 Source : Social Service, Man Power and Transmigration of Bandung Barat Regency

Tabel 4.5.1 lanjutan
Table 4.5.1 Continued

| No. | Kode BPS BPS Code | Kecamatan District | Bekas Binaan LP | Korban Penyalahguna NAPZA | Keluarga Fakir Miskin | Keluarga Rumah Tidak Layak Huni | Keluarga Bermasalah Sosial Psikologi |
|---------------|----------------------|-----------------------|-----------------|---------------------------|-----------------------|---------------------------------|--------------------------------------|
| (1) | (2) | (3) | (19) | (20) | (21) | (22) | (23) |
| 1 | 010 | Rongga | 3 | 5 | 5 343 | 427 | 4 |
| 2 | 020 | Gununghalu | 6 | 20 | 5 128 | - | 6 |
| 3 | 030 | Sindangkerta | 5 | 15 | 5 107 | 211 | - |
| 4 | 040 | Cililin | 10 | 25 | 7 878 | 254 | 2 |
| 5 | 050 | Cihampelas | 4 | 30 | 8 710 | 743 | 25 |
| 6 | 060 | Cipongkor | 2 | 6 | 5 697 | 889 | 1 |
| 7 | 070 | Batujajar | 5 | 20 | 7 342 | 335 | 12 |
| 8 | 080 | Cipatat | 12 | 30 | 10 532 | 15 | 47 |
| 9 | 090 | Padalarang | 165 | 28 | 6 680 | 2 635 | 30 |
| 10 | 100 | Ngamprah | 11 | 38 | 6 113 | 4 | 25 |
| 11 | 110 | Parongpong | 3 | 16 | 2 996 | 3 | 3 |
| 12 | 120 | Lembang | 16 | 35 | 7 712 | 360 | 3 |
| 13 | 130 | Cisarua | 10 | 32 | 3 369 | - | 7 |
| 14 | 140 | Cikalongwetan | 7 | 20 | 7 367 | 152 | 9 |
| 15 | 150 | Cipeundeuy | 7 | 18 | 6 583 | 5 562 | - |
| Jumlah | | | 266 | 338 | 96 557 | 11 590 | 174 |

Sumber: Dinas Sosial, Tenaga Kerja dan Transmigrasi Kabupaten Bandung Barat
Source : Social Service, Man Power and Transmigration of Bandung Barat Regency

Tabel 4.5.1 lanjutan
Table 4.5.1 Continued

| No. | Kode BPS BPS Code | Kecamatan District | Komunitas Adat Terpencil | Keluarga Rentan Bencana | Korban Bencana Alam | Korban Bencana Sosial | Pekerja Migran | Korban HIV/AIDS |
|---------------|----------------------|-----------------------|-----------------------------|----------------------------|------------------------|--------------------------|----------------|-----------------|
| (1) | (2) | (3) | (24) | (25) | (26) | (27) | (28) | (29) |
| 1 | 010 | Rongga | - | 22 | 220 | - | - | 22 |
| 2 | 020 | Gununghalu | - | 126 | 29 | 22 | - | 126 |
| 3 | 030 | Sindangkerta | - | - | 67 | - | 1 | - |
| 4 | 040 | Cililin | - | 5 | 71 | - | 3 | 5 |
| 5 | 050 | Cihampelas | - | 165 | 55 | 37 | 1 | 165 |
| 6 | 060 | Cipongkor | - | - | 634 | - | - | - |
| 7 | 070 | Batujajar | - | - | 44 | - | - | - |
| 8 | 080 | Cipatat | - | 360 | 101 | - | 2 | 360 |
| 9 | 090 | Padalarang | - | - | 539 | 24 | 2 | - |
| 10 | 100 | Ngamprah | - | 49 | 317 | 3 | 1 | 49 |
| 11 | 110 | Parongpong | - | 61 | - | - | - | 61 |
| 12 | 120 | Lembang | - | - | 98 | 1 | 3 | - |
| 13 | 130 | Cisarua | - | - | 496 | - | 2 | - |
| 14 | 140 | Cikalongwetan | - | - | 168 | - | - | - |
| 15 | 150 | Cipeundeuy | - | - | 302 | - | - | - |
| Jumlah | | | - | 788 | 3 141 | 87 | 15 | 788 |

Sumber: Dinas Sosial, Tenaga Kerja dan Transmigrasi Kabupaten Bandung Barat
Source : Social Service, Man Power and Transmigration of Bandung Barat Regency

Tabel
Table 4.5.2

Data Potensi Dan Sumber Kesejahteraan Sosiaal (PSKS)
di Kabupaten Bandung Barat Tahun 2009

| No. | Kode BPS BPS Code | Kecamatan District | Potensi Dan Sumber Kesejahteraan Sosial (PSKS) | | | |
|---------------|----------------------------|-----------------------|--|-----------|------------------|--------------------------|
| | | | Petugas Sosial Masyarakat | ORSOS | Karang Taruna | Wahana Kesos Lokal |
| (1) | (2) | (3) | (4) | (5) | (6) | (7) |
| 1 | 010 | Rongga | 8 | - | 24 | 9 |
| 2 | 020 | Gununghalu | 9 | 1 | 27 | 10 |
| 3 | 030 | Sindangkerta | 11 | 2 | 33 | 9 |
| 4 | 040 | Cililin | 11 | 3 | 33 | 12 |
| 5 | 050 | Cihampelas | 10 | 2 | 30 | 11 |
| 6 | 060 | Cipongkor | 14 | - | 42 | 15 |
| 7 | 070 | Batujajar | 13 | - | 39 | 14 |
| 8 | 080 | Cipatat | 12 | - | 36 | 13 |
| 9 | 090 | Padalarang | 10 | - | 30 | 14 |
| 10 | 100 | Ngamprah | 11 | - | 33 | 12 |
| 11 | 110 | Parongpong | 7 | - | 21 | 8 |
| 12 | 120 | Lembang | 16 | 4 | 28 | 17 |
| 13 | 130 | Cisarua | 8 | 1 | 24 | 9 |
| 14 | 140 | Cikalongwetan | 13 | 1 | 36 | 14 |
| 15 | 150 | Cipeundeuy | 12 | - | 36 | 13 |
| Jumlah | | | 165 | 14 | 472 | 180 |

Sumber: Dinas Sosial, Tenaga Kerja dan Transmigrasi Kabupaten Bandung Barat
Source : Social Service, Man Power and Transmigration of Bandung Barat Regency

Tabel
Table

4.6.1

**Penyelesaian Perkara Pidana di Pengadilan Negeri
Bale Bandung 2009**
*Court of Justice has Finished and Report of Criminal Cases in
Bale Bandung, 2009*

| No. | Bulan Month | Perkara Pidana Criminal Cases | | | |
|-------------------------|------------------------|----------------------------------|-----------------|-------------------|-------------------------------|
| | | Masuk In | Putus Finish | Banding Appeal | Kasasi To Supreme Court |
| (1) | (2) | (3) | (4) | (5) | (6) |
| 1 | Januari January | - | 473 | - | - |
| 2 | Pebruari February | - | 60 | - | - |
| 3 | Maret March | - | 125 | - | - |
| 4 | April April | - | 130 | - | - |
| 5 | Mei May | - | 230 | - | - |
| 6 | Juni June | - | 156 | - | - |
| 7 | Juli July | - | 130 | - | - |
| 8 | Agustus August | - | 101 | - | - |
| 9 | September September | - | 228 | - | - |
| 10 | Oktober October | - | 137 | - | - |
| 11 | Nopember November | - | 199 | - | - |
| 12 | Desember December | - | 129 | - | - |
| Jumlah Total | | - | 2 098 | - | - |

Sumber: Pengadilan Negeri Bale Bandung
Source: Bale Bandung Civil Court

Tabel
Table 4.6.2

**Rekapitulasi Jumlah perkara Dalam Tahun 2009
Pada Pengadilan Negeri Bale Bandung**

| No | Perkara Pidana | Biasa |
|-----------|-------------------------|--------------|
| (1) | (2) | (3) |
| 1 | Sisa Tahun 2008 | 466 |
| 2 | Masuk Dalam Tahun 2009 | 1586 |
| 3 | Putus | 1697 |
| 4 | Terdakwa/Jaksa Menerima | 1825/1667 |
| 5 | Terdakwa/ Jaksa Banding | 20/42 |
| 6 | Terdakwa/ Jaksa Kasasi | 11/20 |
| 7 | PK (peninjauan Kembali) | 1 |
| 8 | Terdakwa Minta Grasi | - |

| No | Pidana Cepat/ Ringan/Lalu Lintas | Jumlah |
|-----------|---|---------------|
| 1 | Sisa Tahun 2008 | |
| 2 | Masuk Dalam tahun 2009 | 24 702 |
| 3 | Putus | 24 702 |

Sumber: Pengadilan Negeri Bale Bandung
Source: *Bale Bandung Civil Court*

Tabel 4.6.2 lanjutan
Table 4.6.2 Continued

| No | Perkara Perdata Gugatan | Jumlah |
|----|--------------------------|--------|
| 1 | Sisa Tahun 2008 | 76 |
| 2 | Masuk Dalam Tahun 2009 | 170 |
| 3 | Putus | 172 |
| 4 | Para Pihak Penerima | 120 |
| 5 | Para Pihak Minta Banding | 52 |
| 6 | Para Pihak Minta Kasasi | 30 |
| 7 | PK (peninjauan Kembali) | 9 |
| 8 | Dilaksanakan Eksekusi | 76 |

| No | Perkara Perdata Permohonan | Jumlah |
|----|----------------------------|--------|
| 1 | Sisa Tahun 2008 | |
| 2 | Masuk Dalam Tahun 2009 | 155 |
| 3 | Putus | 155 |

Sumber: Pengadilan Negeri Bale Bandung
 Source: *Bale Bandung Civil Court*

Tabel 4.7.1 Jumlah Tindak Pidana dan Penyelesaiannya di Wilayah Hukum Polres Kabupaten Bandung Barat, 2009

| No. | Data Kriminal | Januari | | Februari | | Maret | | April | | Mei | | Juni | |
|-----|----------------------------|---------|-----|----------|-----|-------|-----|-------|------|------|------|------|------|
| | | L | S | L | S | L | S | L | S | L | S | L | S |
| (1) | (2) | (3) | (4) | (5) | (6) | (7) | (8) | (9) | (10) | (11) | (12) | (13) | (14) |
| 1 | Pembunuhan | 1 | - | - | - | - | - | 1 | 1 | - | 1 | - | - |
| 2 | Penganiayaan | 5 | 8 | 7 | 9 | 9 | 10 | 11 | 13 | 15 | 12 | 12 | 14 |
| 3 | Penculikan | - | - | - | - | - | - | - | - | - | - | - | - |
| 4 | Curas | 2 | - | 4 | 1 | 2 | 1 | 4 | 1 | 14 | 3 | 3 | 2 |
| 5 | Curat | 17 | 11 | 26 | 17 | 31 | 11 | 27 | 23 | 31 | 19 | 20 | 4 |
| 6 | Curanmor Roda 2 | 26 | 1 | 25 | - | 36 | 5 | 24 | 1 | 43 | - | 40 | 17 |
| 7 | Curanmor Roda 4 | 6 | 1 | 2 | - | 5 | - | 3 | - | 2 | - | 6 | - |
| 8 | Perkosaan | - | - | 1 | - | - | - | - | - | 2 | - | 1 | - |
| 9 | Pembakaran | 1 | - | - | - | - | - | - | - | - | - | - | - |
| 10 | Kebakaran | - | - | - | - | - | - | - | - | - | - | 1 | 1 |
| 11 | Kejahatan Mata Uang (UPAL) | - | - | - | - | - | - | - | - | - | - | - | - |
| 12 | Senpi/Handak | - | - | - | - | - | - | - | - | - | - | - | - |
| 13 | Pemerasan | - | - | - | - | - | - | - | - | - | - | - | - |
| 14 | Penyelundupan | - | - | - | - | - | - | - | - | - | - | - | - |
| 15 | Perjudian | - | - | 1 | 4 | - | 4 | 1 | - | 3 | 1 | 1 | 6 |
| 16 | Perjinahan | - | - | - | - | - | - | - | - | - | - | - | - |
| 17 | Penadahan | - | 1 | - | 1 | - | 2 | - | 4 | - | 9 | - | 5 |
| 18 | Pengrusakan | - | - | - | - | 3 | - | - | - | 2 | - | 3 | - |
| 19 | Penipuan | 4 | 4 | 5 | 1 | 17 | 1 | 13 | 4 | 10 | 5 | 10 | 3 |
| 20 | Penggelapan | 11 | 4 | 6 | 6 | 12 | 25 | 21 | 3 | 16 | 12 | 15 | 5 |
| 21 | Penyuapan | - | - | - | - | - | - | - | - | - | - | - | - |
| 22 | Pencurian Biasa | 3 | 7 | 4 | 4 | - | 4 | 3 | 4 | 4 | 4 | 3 | 3 |
| 23 | Kejahatan Susila | 2 | 2 | 3 | - | 2 | - | 2 | 5 | 1 | 2 | - | - |
| 24 | Korupsi | - | - | - | - | - | - | 2 | - | - | - | - | - |
| 25 | Pemalsuan | 1 | - | - | - | - | 1 | - | - | 1 | - | - | - |
| 26 | Perdagangan Wanita | - | - | - | - | - | - | - | - | - | - | - | - |
| 27 | Sajam | - | 1 | 1 | 1 | - | - | 1 | 2 | 1 | 2 | - | - |
| 28 | Lahgun BBM | - | - | - | - | - | - | - | - | - | - | - | - |
| 29 | Illegal Logging | - | 1 | - | 1 | - | 1 | 1 | - | - | - | - | - |
| 30 | Pornografi | - | - | - | - | - | - | - | - | - | - | - | - |

Sumber: Polres Cimahi

Source: Cimahi Resort Police Office Service

Keterangan: L: Lanjut S: Selesai

Tabel 4.7.1 lanjutan
Table 4.7.1 Continued

| | | | | | | | | | | | | | |
|-------------|------------------------------------|-----------|-----------|-----------|-----------|------------|-----------|------------|-----------|------------|-----------|------------|-----------|
| 31 | Buat Tidak Senang | 1 | - | - | - | - | - | - | - | 3 | - | 2 | - |
| 32 | Serobot Tanah | 1 | 2 | - | - | 2 | - | - | - | - | - | 2 | - |
| 33 | Pindah Data Tanpa Ijin | - | - | - | - | - | - | - | - | - | - | - | - |
| 34 | Bawa Lari Perempuan | - | - | - | - | - | - | - | - | - | - | - | - |
| 35 | Pencemaran Nama Baik | - | - | - | - | - | - | - | - | - | - | - | - |
| 36 | Penjarahan | - | - | - | - | - | - | - | - | - | - | - | - |
| 37 | UU Perlindungan Konsumen | - | - | - | - | - | - | - | - | - | - | - | - |
| 38 | Perkawinan Terhalang | - | 1 | - | - | - | - | - | - | - | - | - | - |
| 39 | Coba Curi | 2 | 1 | 1 | - | 1 | 1 | 1 | - | 1 | - | - | - |
| 40 | Turut Serta Membantu | - | - | - | - | - | 1 | - | - | - | - | - | - |
| 41 | Haki | - | - | - | - | 1 | - | - | - | - | 1 | - | - |
| 42 | Pengancaman | - | - | - | - | 2 | - | - | - | - | - | - | - |
| 43 | Orang Hilang | - | - | - | - | 1 | - | - | - | 2 | - | - | - |
| 44 | Temu Mayat | - | - | - | - | - | - | - | - | - | - | - | - |
| 45 | UU Perlindungan Anak | - | - | - | - | - | - | - | - | - | - | - | - |
| 46 | Perbuatan Lalai | - | - | - | - | - | - | - | - | - | - | - | - |
| 47 | Kejahatan Politik | - | - | - | - | - | - | - | - | - | - | - | - |
| 48 | Kejahatan Terhadap Kepala Negara | - | - | - | - | - | - | - | - | - | - | - | - |
| 49 | Kejahatan terhadap Ketertiban Umum | - | - | - | - | - | - | - | - | - | - | - | - |
| 50 | Lain-lain | - | - | - | - | - | - | - | - | - | - | 6 | 8 |
| 2009 | | 57 | 45 | 86 | 45 | 124 | 67 | 115 | 61 | 151 | 71 | 125 | 68 |

Sumber: Polres Cimahi

Source: Cimahi Resort Police Office Service

Keterangan:

L: Lanjut S : Selesai

Tabel 4.7.1 lanjutan
Table 4.7.1 Continued

| No. | Data Kriminal | Juli | | Agustus | | September | | Oktober | | November | | Desember | |
|-----|----------------------------|------|-----|---------|-----|-----------|-----|---------|------|----------|------|----------|------|
| | | L | S | L | S | L | S | L | S | L | S | L | S |
| (1) | (2) | (3) | (4) | (5) | (6) | (7) | (8) | (9) | (10) | (11) | (12) | (13) | (14) |
| 1 | Pembunuhan | - | 2 | 2 | - | - | - | - | 2 | - | 1 | 4 | 5 |
| 2 | Penganiayaan | 7 | 7 | 6 | 11 | 13 | 9 | 10 | 11 | 11 | 8 | - | - |
| 3 | Penculikan | - | - | - | - | - | - | - | - | - | - | - | - |
| 4 | Curas | 4 | 6 | 3 | 6 | - | 6 | 2 | 4 | 7 | 4 | 4 | 4 |
| 5 | Curat | 24 | 25 | 16 | 14 | 19 | 16 | 10 | 8 | 37 | 27 | 22 | 17 |
| 6 | Curanmor Roda 2 | 43 | 2 | 33 | 1 | 27 | 1 | 18 | - | 71 | - | 44 | - |
| 7 | Curanmor Roda 4 | 3 | - | 4 | - | 8 | - | 4 | - | 6 | - | 6 | - |
| 8 | Perkosaan | 1 | - | - | - | 1 | - | - | 1 | 1 | 1 | 2 | - |
| 9 | Pembakaran | - | - | - | - | - | - | - | - | - | - | - | - |
| 10 | Kebakaran | 1 | 1 | 1 | 1 | - | - | - | - | - | - | - | - |
| 11 | Kejahatan Mata Uang (UPAL) | - | - | - | - | - | - | - | - | - | - | - | - |
| 12 | Senpi/Handak | - | - | - | - | - | - | - | - | - | - | - | - |
| 13 | Pemerasan | 3 | - | - | - | - | - | - | - | - | - | - | - |
| 14 | Penyelundupan | - | - | - | - | - | - | - | - | - | - | - | - |
| 15 | Perjudian | 2 | - | - | 4 | 1 | 2 | - | 1 | - | 4 | - | 1 |
| 16 | Perjinaan | - | - | - | - | - | 1 | - | - | - | - | - | - |
| 17 | Penadahan | - | 4 | - | 4 | - | - | - | 1 | - | 4 | - | 4 |
| 18 | Pengrusakan | 1 | - | 1 | - | 2 | - | 2 | - | 2 | - | 1 | - |
| 19 | Penipuan | 5 | 3 | 6 | 6 | 7 | 7 | 12 | 5 | 9 | 9 | 7 | 4 |
| 20 | Penggelapan | 11 | 8 | 11 | 8 | 9 | 2 | 10 | 1 | 20 | 10 | 4 | 7 |
| 21 | Penyuapan | - | - | - | - | - | - | - | - | - | - | - | - |
| 22 | Pencurian Biasa | 5 | 1 | 3 | 2 | - | - | - | - | 3 | 4 | - | 3 |
| 23 | Kejahatan Susila | 3 | 4 | 2 | 2 | 1 | 2 | 1 | - | 1 | 1 | - | 3 |
| 24 | Korupsi | - | - | 1 | - | - | - | - | - | - | - | - | - |
| 25 | Pemalsuan | 2 | - | 2 | 2 | 1 | 3 | - | - | 3 | 2 | 2 | - |
| 26 | Perdagangan Wanita | - | - | - | - | - | - | - | - | - | - | - | - |
| 27 | Sajam | - | - | - | - | - | - | - | - | - | 1 | - | 2 |
| 28 | Lahgun BBM | - | - | - | - | - | - | - | - | - | - | - | - |
| 29 | Ilegal Logging | 2 | 1 | 1 | 1 | - | - | - | - | - | 1 | - | - |
| 30 | Pornografi | - | - | - | - | - | - | - | - | - | - | - | - |

Sumber: Polres Cimahi
 Source: Cimahi Resort Police Office Service
 Keterangan: L: Lanjut S: Selesai

Tabel 4.7.1 lanjutan
Table 4.7.1 Continued

| | | | | | | | | | | | | | |
|-------------|------------------------------------|------------|-----------|-----------|-----------|-----------|-----------|------------|-----------|------------|-----------|------------|-----------|
| 31 | Buat Tidak Senang | 2 | - | 1 | | 3 | 1 | 2 | - | - | - | 1 | - |
| 32 | Serobot Tanah | 2 | - | 2 | - | - | 1 | - | 2 | 1 | - | 1 | 1 |
| 33 | Pindah Data Tanpa Ijin | - | - | - | - | - | - | - | - | - | - | - | - |
| 34 | Bawa Lari Perempuan | - | - | - | - | - | - | - | - | - | - | - | - |
| 35 | Pencemaran Nama Baik | - | - | - | - | - | - | 1 | - | - | - | - | - |
| 36 | Penjarahan | - | - | - | - | - | - | - | - | - | - | - | - |
| 37 | UU Perlindungan Konsumen | 1 | 1 | - | - | - | - | - | - | - | - | - | - |
| 38 | Perkawinan Terhalang | 1 | - | - | - | - | - | - | - | - | 1 | - | - |
| 39 | Coba Curi | - | - | 2 | - | - | - | - | 2 | - | - | - | - |
| 40 | Turut Serta Membantu | - | - | - | - | - | 2 | - | - | - | 15 | - | - |
| 41 | Haki | - | - | - | - | - | - | - | - | - | - | - | - |
| 42 | Pengancaman | - | - | - | - | - | - | - | - | 2 | - | - | - |
| 43 | Orang Hilang | - | - | - | - | - | - | - | - | - | - | - | - |
| 44 | Temu Mayat | - | - | - | - | - | - | - | - | - | - | - | - |
| 45 | UU Perlindungan Anak | - | - | - | 1 | - | - | - | 1 | - | 1 | 1 | 2 |
| 46 | Perbuatan Lalai | - | - | 1 | - | - | - | - | - | - | - | - | - |
| 47 | Kejahatan Politik | - | - | - | - | - | - | - | - | - | - | - | - |
| 48 | Kejahatan Terhadap Kepala Negara | - | - | - | - | - | - | - | - | - | - | - | - |
| 49 | Kejahatan terhadap Ketertiban Umum | - | - | - | - | - | - | - | - | - | - | - | - |
| 50 | Lain-lain | - | - | - | - | 1 | 1 | 3 | 1 | - | - | - | - |
| 2009 | | 125 | 65 | 98 | 63 | 93 | 54 | 103 | 40 | 174 | 94 | 102 | 56 |

Sumber: Polres Cimahi

Source: Cimahi Resort Police Office Service

Keterangan:

L: Lanjut S : Selesai

Pertanian
Agriculture

V

<http://bandungbaratkab.bps.go.id>

<http://bandungbaratkab.bps.go.id>

5.1 PERTANIAN TANAMAN PANGAN

Tanaman pangan meliputi tanaman bahan makanan, sayur-sayuran, dan buah-buahan. Tanaman bahan makanan terdiri dari jenis padi-padian, jagung, umbi-umbian, dan kacang-kacangan. Data tanaman bahan makanan dirinci menurut luas panen, hasil per hektar, dan produksi.

Pada Tahun 2009 luas panen padi mengalami peningkatan dibanding dengan tahun 2008, demikian pula dengan dengan hasil produksinya. Padi sawah luas panen dan produksinya mengalami penurunan masing-masing 0,14 persen dan 0,23 persen. Sementara itu padi ladang luas panen dan produksinya mengalami penurunan masing-masing sebesar 0,47 persen dan 0,50 persen.

Pada tahun 2009 rata-rata terjadi juga penurunan pada tanaman sayur-sayuran terutama pada kacang kedelai, kacang hijau, kacang tanah, kacang merah, bawang merah. Penurunan luas panen berimbas kepada jumlah produksinya.

5.2 PETERNAKAN

Salah satu tujuan di sub sektor ini adalah meningkatkan populasi dan produksi ternak dalam usaha memperbaiki ternak dan memperbaiki gizi masyarakat. Hal yang pokok

5.1 FOOD CROPS

Food crops coverage foodstuff crops, vegetables, and fruits. The foodstuff consist of cereal kinds, corn, all kinds of tubers, and legumes. Data of foodstuff crops are divided into harvested area, result per hectares and production.

In 2009 harvested are of paddy decreased compared as well. Harvested area of wet land paddy and the production decreased 0.14 and 0.23 percent consecutively. Meanwhile, harvested are of dry land paddy and the production decreased 0.47 and 0.50 percent consecutively.

On the average, there is an decrease number in vegetable harvested area in Bandung Regency until to year 2009. It especially happened soya beans, peanuts, small green, kidney beans, red onion. The decrease on harvested area would bring impact on vegetables production.

5.2 ANIMAL HUSBANDRY

The development of animal husbandry sub sector is to increase population and production of livestock as an effort to improve society nutrition. Beside that, it is also to enhance farmers income in rural community. Big and small cattle, meat, milk, and egg are kind of live-stocks in Bandung Regency.

adalah untuk menghasilkan pendapatan peternak terutama yang berada di wilayah pedesaan. Jenis ternak yang diusahakan di wilayah Kabupaten Bandung adalah ternak besar dan kecil, produksi daging, susu, dan telur.

Tahun 2009 jumlah ternak sapi perah sebesar 29.878 ekor, sapi potong 12.714 ekor, kerbau 3.298 ekor, kuda 5.181 ekor, domba 338.296 ekor, dan kambing 54.664 ekor. Sementara itu untuk ternak kecil/unggas adalah ayam buras 1.725.820 ekor, ayam petelur 215.800 ekor, ayam pedaging 3.786.000 ekor, dan itik 124.317 ekor.

Produksi daging, susu, dan telur pada tahun 2009 adalah berturut turut sebagai berikut: 10.060.156 kg, 62.001.741 kg, 2.866.639 kg.

5.3 PERIKANAN

Di Kabupaten Bandung Barat, prospek perikanan memperlihatkan angka yang cukup menjanjikan. Pada tahun 2009 luas kolam air tenang adalah 193,44 Ha dengan total produksi adalah sebesar 6.144 ton sedangkan luas mina padi sebesar 131,33 Ha dengan produksi 2.193 ton.

In 2009 population of cattle cows was 29,878, dairy cow was 12.714, buffalos was 3,298, horse was 5,181, sheep was 338,296, and goat was 54,664. Meanwhile, number of local hen was 1,725,820, layer was 215,800, broiler was 3,786,000 and duck was 124,317

In Year 2009, the production of meats, milk, and egg was 10,060,156 kg, 62,001,741 kg, 2,866,639 kg.

5.3 Fishery

The prospect of fishery in Bandung Barat Regency showed a relatively brighter. In year 2009 the area of "kolam air tenang" 193.44 Ha and the value of fish production 6,144 ton, mean while are of "mina padi" was 131.33 Ha and the value of fish production was 2,193 ton.

Tabel

**Luas Tanam, Panen, Produksi, dan Rata-Rata Produksi Padi Sawah
di Kabupaten Bandung Barat, 2009**

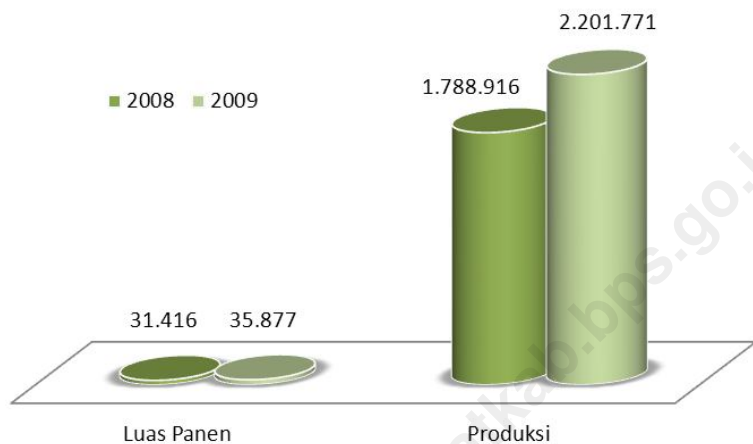
Table 5.1.1

*Area, Harvest Area, Production, and Average Yield of Wet Land Paddy
in Bandung Barat Regency, 2009*

| No. | Kode BPS BPS Code | Kecamatan District | Luas Tanam Area (Ha) | Luas Panen Harvested Area (Ha) | Produksi Production (Kw) | Rata-Rata Produksi Average Yield (Kw/Ha) |
|---------------|-------------------------|-----------------------|----------------------------|---|--------------------------------|---|
| (1) | (2) | (3) | (4) | (5) | (6) | (7) |
| 1 | 010 | Rongga | 2 789 | 2 690 | 169 981,10 | 63,19 |
| 2 | 020 | Gununghalu | 5 506 | 5 759 | 355 791,02 | 61,78 |
| 3 | 030 | Sindangkerta | 3 249 | 2 983 | 197 981,71 | 66,37 |
| 4 | 040 | Cililin | 1 940 | 1 816 | 115 661,04 | 63,69 |
| 5 | 050 | Cihampelas | 2 099 | 2 122 | 137 802,68 | 64,94 |
| 6 | 060 | Cipongkor | 4 159 | 3 906 | 243 265,68 | 62,28 |
| 7 | 070 | Batujajar | 2 182 | 2 181 | 136 944,99 | 62,79 |
| 8 | 080 | Cipatat | 3 736 | 3 863 | 259 477,71 | 67,17 |
| 9 | 090 | Padalarang | 1 594 | 1 593 | 98 144,73 | 61,61 |
| 10 | 100 | Ngamprah | 1 044 | 1 345 | 82 717,50 | 61,50 |
| 11 | 110 | Parongpong | 25 | 28 | 1 646,96 | 58,82 |
| 12 | 120 | Lembang | 19 | 9 | 509,58 | 56,62 |
| 13 | 130 | Cisarua | 70 | 85 | 4 935,10 | 58,06 |
| 14 | 140 | Cikalongwetan | 4 868 | 4 864 | 322 094,08 | 66,22 |
| 15 | 150 | Cipeundeuy | 2 770 | 2 633 | 152 450,70 | 57,90 |
| Jumlah | | | 36 050 | 35 877 | 2 201 771,49 | 61,37 |
| 2008 | | | - | 31 416 | 1 788 916,00 | 56,94 |

Sumber: Dinas Pertanian Perkebunan dan Kehutanan Kabupaten Bandung Barat
Source: Office Of Agricultur, Plantations and Forestry of Bandung Barat Regency

Gambar 5.1. Luas Panen dan Produksi Padi Sawah di Kabupaten Bandung Barat, 2009
 Figure 5.1 Harvested Area and Production of Wet Land Paddy in Bandung Barat Regency, 2009



Tabel

5.1.2

**Luas Tanam, Panen, Produksi, dan Rata-Rata Produksi Padi Ladang
di Kabupaten Bandung Barat, 2009**

Table

*Area, Harvest Area, Production, and Average Yield of Dry Land Paddy
in Bandung Barat Regency, 2009*

| No. | Kode BPS BPS Code | Kecamatan District | Luas Tanam Area (Ha) | Luas Panen Harvested Area (Ha) | Produksi Production (Kw) | Rata-Rata Produksi Average Yield (Kw/Ha) |
|---------------|----------------------------|-----------------------|-------------------------------|---|--------------------------------|---|
| (1) | (2) | (3) | (4) | (5) | (6) | (7) |
| 1 | 010 | Rongga | 59 | 265 | 9 606,25 | 36,25 |
| 2 | 020 | Gununghalu | 401 | 674 | 24 129,20 | 35,80 |
| 3 | 030 | Sindangkerta | 786 | 671 | 25 504,71 | 38,01 |
| 4 | 040 | Cililin | 70 | 158 | 5 735,40 | 36,30 |
| 5 | 050 | Cihampelas | 198 | 195 | 7 215,00 | 37,00 |
| 6 | 060 | Cipongkor | 200 | 200 | 7 070,00 | 35,35 |
| 7 | 070 | Batujajar | 1 800 | 1 600 | 58 560,00 | 36,60 |
| 8 | 080 | Cipatat | 1 052 | 1 056 | 39 072,00 | 37,00 |
| 9 | 090 | Padalarang | 400 | 400 | 14 800,00 | 37,00 |
| 10 | 100 | Ngamprah | 580 | 690 | 23 867,10 | 34,59 |
| 11 | 110 | Parongpong | - | - | - | - |
| 12 | 120 | Lembang | - | 175 | 6 378,75 | 36,45 |
| 13 | 130 | Cisarua | 32 | 193 | 7 183,46 | 37,22 |
| 14 | 140 | Cikalongwetan | 686 | 541 | 19 557,15 | 36,15 |
| 15 | 150 | Cipeundeuy | 973 | 1 152 | 41 587,20 | 36,10 |
| Jumlah | | | 7 237 | 7 970 | 2 901 87,70 | 36,41 |
| 2008 | | | 7 303 | 5 419 | 192 848,00 | 35,59 |

Sumber: Dinas Pertanian Perkebunan dan Kehutanan Kabupaten Bandung Barat
Source: Office Of Agriculture, Plantations and Forestry of Bandung Barat Regency

Tabel

5.1.3

**Luas Tanam, Panen, Produksi, dan Rata-Rata Produksi Jagung
di Kabupaten Bandung Barat, 2009**

Table

*Area, Harvest Area, Production, and Average Yield of Corn
in Bandung Barat Regency, 2009*

| No. | Kode BPS BPS Code | Kecamatan District | Luas Tanam Area (Ha) | Luas Panen Harvested Area (Ha) | Produksi Production (Kw) | Rata-Rata Produksi Average Yield (Kw/Ha) |
|---------------|-------------------|--------------------|----------------------|--------------------------------|--------------------------|--|
| (1) | (2) | (3) | (4) | (5) | (6) | (7) |
| 1 | 010 | Rongga | 313 | 157 | 9 129,55 | 58,15 |
| 2 | 020 | Gununghalu | 711 | 231 | 13 384,14 | 57,94 |
| 3 | 030 | Sindangkerta | 720 | 449 | 26 019,55 | 57,95 |
| 4 | 040 | Cililin | 492 | 514 | 27 113,50 | 52,75 |
| 5 | 050 | Cihampelas | 286 | 187 | 10 834,78 | 57,94 |
| 6 | 060 | Cipongkor | 644 | 587 | 33 447,26 | 56,98 |
| 7 | 070 | Batujajar | 1 865 | 1 895 | 110 023,70 | 58,06 |
| 8 | 080 | Cipatat | 1 697 | 810 | 44 420,40 | 54,84 |
| 9 | 090 | Padalarang | 500 | 25 | 1 382,50 | 55,30 |
| 10 | 100 | Ngamprah | 690 | 925 | 53 178,25 | 57,49 |
| 11 | 110 | Parongpong | 254 | - | - | - |
| 12 | 120 | Lembang | 35 | 50 | 2 868,00 | 57,36 |
| 13 | 130 | Cisarua | 544 | 437 | 25 324,15 | 57,95 |
| 14 | 140 | Cikalongwetan | 1 082 | 826 | 47 610,64 | 57,64 |
| 15 | 150 | Cipeundeuy | 837 | 870 | 49 842,30 | 57,29 |
| Jumlah | | | 10 670 | 7 963 | 453 652,11 | 56,97 |
| 2008 | | | 7 455 | 5 929 | 307 953,00 | 51,94 |

Sumber: Dinas Pertanian Perkebunan dan Kehutanan Kabupaten Bandung Barat

Source: Office Of Agriculture, Plantations and Forestry of Bandung Barat Regency

Tabel

5.1.4

**Luas Tanam, Panen, Produksi, dan Rata-Rata Produksi Ubi Kayu
di Kabupaten Bandung Barat, 2009**

Table

*Area, Harvest Area, Production, and Average Yield of Cassava
in Bandung Barat Regency, 2009*

| No. | Kode BPS BPS Code | Kecamatan District | Luas Tanam Area (Ha) | Luas Panen Harvested Area (Ha) | Produksi Production (Kw) | Rata-Rata Produksi Average Yield (Kw/Ha) |
|---------------|-------------------------|-----------------------|----------------------------|---|--------------------------------|---|
| (1) | (2) | (3) | (4) | (5) | (6) | (7) |
| 1 | 010 | Rongga | 366 | 783 | 144 815,85 | 184,95 |
| 2 | 020 | Gununghalu | 36 | 54 | 9 627,66 | 178,29 |
| 3 | 030 | Sindangkerta | 56 | 533 | 95 113,85 | 178,45 |
| 4 | 040 | Cililin | 135 | 84 | 15 261,12 | 181,68 |
| 5 | 050 | Cihampelas | 206 | 226 | 42 420,20 | 187,70 |
| 6 | 060 | Cipongkor | 180 | 160 | 29 160,00 | 182,25 |
| 7 | 070 | Batujajar | 200 | 79 | 14 374,05 | 181,95 |
| 8 | 080 | Cipatat | 892 | 1 183 | 202 009,08 | 170,76 |
| 9 | 090 | Padalarang | 265 | 305 | 55 061,65 | 180,53 |
| 10 | 100 | Ngamprah | 125 | 125 | 23 325,00 | 186,60 |
| 11 | 110 | Parongpong | 28 | 36 | 6 257,16 | 173,81 |
| 12 | 120 | Lembang | 35 | 46 | 7 442,80 | 161,80 |
| 13 | 130 | Cisarua | 83 | 89 | 15 949,69 | 179,21 |
| 14 | 140 | Cikalongwetan | 490 | 516 | 90 454,80 | 175,30 |
| 15 | 150 | Cipeundeuy | 790 | 710 | 122 787,40 | 172,94 |
| Jumlah | | | 3 887 | 4 929 | 640 671,42 | 129,98 |
| 2008 | | | 4 747 | 3 053 | 563 000,00 | 184,41 |

Sumber: Dinas Pertanian Perkebunan dan Kehutanan Kabupaten Bandung Barat
Source: Office Of Agriculture, Plantations and Forestry of Bandung Barat Regency

Tabel 5.1.5 Luas Tanam, Panen, Produksi, dan Rata-Rata Produksi Ubi Jalar Di Kabupaten Bandung Barat, 2009
Area, Harvest Area, Production, and Average Yield of Sweet Potatoes In Bandung Barat Regency, 2009

| No. | Kode BPS BPS Code | Kecamatan District | Luas Tanam Area (Ha) | Luas Panen Harvested Area (Ha) | Produksi Production (Kw) | Rata-Rata Produksi Average Yield (Kw/Ha) |
|---------------|-------------------------|-----------------------|----------------------------|---|--------------------------------|---|
| (1) | (2) | (3) | (4) | (5) | (6) | (7) |
| 1 | 010 | Rongga | 42 | 30 | 4 364,40 | 145,48 |
| 2 | 020 | Gununghalu | 24 | 24 | 3 505,20 | 146,05 |
| 3 | 030 | Sindangkerta | - | - | - | 130,25 |
| 4 | 040 | Cililin | 8 | 15 | 1 833,75 | 122,25 |
| 5 | 050 | Cihampelas | 58 | 45 | 5 800,50 | 128,90 |
| 6 | 060 | Cipongkor | 18 | 3 | 405,00 | 135,00 |
| 7 | 070 | Batujajar | 273 | 100 | 13 827,00 | 138,27 |
| 8 | 080 | Cipatat | 158 | 147 | 20 286,00 | 138,00 |
| 9 | 090 | Padalarang | 20 | 15 | 1 870,95 | 124,73 |
| 10 | 100 | Ngamprah | 30 | 260 | 31 330,00 | 120,50 |
| 11 | 110 | Parongpong | 64 | 65 | 8 060,00 | 124,00 |
| 12 | 120 | Lembang | 9 | 5 | 500,00 | 100,00 |
| 13 | 130 | Cisarua | 74 | 67 | 8 340,16 | 124,48 |
| 14 | 140 | Cikalongwetan | 173 | 162 | 22 404,60 | 138,30 |
| 15 | 150 | Cipeundeuy | 310 | 319 | 40 672,50 | 127,50 |
| Jumlah | | | 1 261 | 1 257 | 163 384,86 | 129,98 |
| 2008 | | | 982 | 809 | 98 590,00 | 121,87 |

Sumber: Dinas Pertanian Perkebunan dan Kehutanan Kabupaten Bandung Barat
 Source: Office Of Agriculture, Plantations and Forestry of Bandung Barat Regency

Tabel

5.1.6

**Luas Tanam, Panen, Produksi, dan Rata-Rata Produksi Kacang Kedele
Di Kabupaten Bandung Barat, 2009**

*Area, Harvest Area, Production, and Average Yield of Soyabean
In Bandung Barat Regency, 2009*

| No. | Kode BPS BPS Code | Kecamatan District | Luas Tanam Area (Ha) | Luas Panen Harvested Area (Ha) | Produksi Production (Kw) | Rata-Rata Produksi Average Yield (Kw/Ha) |
|---------------------|----------------------|-----------------------|-------------------------|-----------------------------------|-----------------------------|--|
| (1) | (2) | (3) | (4) | (5) | (6) | (7) |
| 1 | 010 | Rongga | 108 | 30 | 445,50 | 14,85 |
| 2 | 020 | Gununghalu | 164 | 9 | 133,20 | 14,80 |
| 3 | 030 | Sindangkerta | 154 | 24 | 324,00 | 13,50 |
| 4 | 040 | Cililin | 101 | 98 | 1 347,50 | 13,75 |
| 5 | 050 | Cihampelas | 37 | 21 | 288,75 | 13,75 |
| 6 | 060 | Cipongkor | 212 | 112 | 1 609,44 | 14,37 |
| 7 | 070 | Batujajar | 233 | 99 | 1 371,15 | 13,85 |
| 8 | 080 | Cipatat | 49 | 15 | 213,00 | 14,20 |
| 9 | 090 | Padalarang | 45 | - | - | - |
| 10 | 100 | Ngamprah | 35 | - | - | - |
| 11 | 110 | Parongpong | - | - | - | - |
| 12 | 120 | Lembang | 16 | 3 | 41,55 | 13,85 |
| 13 | 130 | Cisarua | - | 10 | 132,00 | 13,20 |
| 14 | 140 | Cikalongwetan | 354 | 181 | 2 353,00 | 13,00 |
| 15 | 150 | Cipeundeuy | 10 | 8 | 113,60 | 14,20 |
| Jumlah/Total | | | 1 518 | 610 | 8 436,30 | 13,83 |
| 2008 | | | 751 | 825 | 27 028,00 | 32,76 |

Sumber: Dinas Pertanian Perkebunan dan Kehutanan Kabupaten Bandung Barat
Source: Office Of Agricultur, Plantations and Forestry of Bandung Barat Regency

Tabel 5.1.7 Luas Tanam, Panen, Produksi, dan Rata-Rata Produksi Kacang Tanah Di Kabupaten Bandung Barat, 2009
Table Area, Harvest Area, Production, and Average Yield of Peanuts In Bandung Barat Regency, 2009

| No. | Kode BPS BPS Code | Kecamatan District | Luas Tanam Area (Ha) | Luas Panen Harvested Area (Ha) | Produksi Production (Kw) | Rata-Rata Produksi Average Yield (Kw/Ha) |
|---------------------|----------------------|-----------------------|----------------------------|---|--------------------------------|---|
| (1) | (2) | (3) | (4) | (5) | (6) | (7) |
| 1 | 010 | Rongga | 142 | 39 | 499,20 | 12,80 |
| 2 | 020 | Gununghalu | 45 | 42 | 512,40 | 12,20 |
| 3 | 030 | Sindangkerta | 35 | 40 | 464,00 | 11,60 |
| 4 | 040 | Cililin | 13 | 11 | 132,55 | 12,05 |
| 5 | 050 | Cihampelas | 26 | 41 | 483,80 | 11,80 |
| 6 | 060 | Cipongkor | 25 | 25 | 320,00 | 12,80 |
| 7 | 070 | Batujajar | 223 | 91 | 1 092,00 | 12,00 |
| 8 | 080 | Cipatat | 135 | 171 | 2 281,14 | 13,34 |
| 9 | 090 | Padalarang | 25 | 10 | 124,20 | 12,42 |
| 10 | 100 | Ngamprah | 130 | 140 | 1 744,40 | 12,46 |
| 11 | 110 | Parongpong | - | - | - | - |
| 12 | 120 | Lembang | 9 | 7 | 85,89 | 12,27 |
| 13 | 130 | Cisarua | - | - | - | - |
| 14 | 140 | Cikalongwetan | 40 | 108 | 1 451,52 | 13,44 |
| 15 | 150 | Cipeundeuy | 145 | 240 | 3 072,00 | 12,80 |
| Jumlah/Total | | | 993 | 965 | 12 023,90 | 12,46 |
| 2008 | | | 731 | 544 | 8 146,00 | 14,97 |

Sumber: Dinas Pertanian Perkebunan dan Kehutanan Kabupaten Bandung Barat
 Source: Office Of Agriculture, Plantations and Forestry of Bandung Barat Regency

Tabel 5.1.8 Luas Tanam, Panen, Produksi, dan Rata-Rata Produksi Kacang Hijau Di Kabupaten Bandung Barat, 2009
Table Area, Harvest Area, Production, and Average Yield of Small Green Pea In Bandung Barat Regency, 2009

| No. | Kode BPS BPS Code | Kecamatan District | Luas Tanam Area (Ha) | Luas Panen Harvested Area (Ha) | Produksi Production (Ton) | Rata-Rata Produksi Average Yield (Kw/Ha) |
|---------------------|-------------------------|-----------------------|----------------------------|--------------------------------------|---------------------------------|---|
| (1) | (2) | (3) | (4) | (5) | (6) | (7) |
| 1 | 010 | Rongga | - | - | - | - |
| 2 | 020 | Gununghalu | - | - | - | - |
| 3 | 030 | Sindangkerta | - | - | - | - |
| 4 | 040 | Cililin | - | - | - | - |
| 5 | 050 | Cihampelas | 1 | - | - | 11,00 |
| 6 | 060 | Cipongkor | 5 | - | - | - |
| 7 | 070 | Batujajar | - | - | - | 11,5 |
| 8 | 080 | Cipatat | 15 | 18 | 202,50 | 11,25 |
| 9 | 090 | Padalarang | - | - | - | - |
| 10 | 100 | Ngamprah | - | - | - | - |
| 11 | 110 | Parongpong | - | - | - | - |
| 12 | 120 | Lembang | - | - | - | - |
| 13 | 130 | Cisarua | - | - | - | - |
| 14 | 140 | Cikalongwetan | 34 | 18 | 202,50 | 11,25 |
| 15 | 150 | Cipeundeuy | 66 | 25 | 281,25 | 11,25 |
| Jumlah/Total | | | 121 | 61 | 686,25 | 11,25 |
| 2008 | | | 92 | 105 | 1 209,00 | 11,51 |

Sumber: Dinas Pertanian Perkebunan dan Kehutanan Kabupaten Bandung Barat
 Source: Office Of Agriculture, Plantations and Forestry of Bandung Barat Regency

Tabel 5.1.9 Luas Tanam, Panen, Produksi, dan Rata-Rata Produksi Kacang Merah di Kabupaten Bandung Barat, 2009
Table Area, Harvest Area, Production, and Average Yield of Kidney Beans In Bandung Barat Regency, 2009

| No. | Kode BPS BPS Code | Kecamatan District | Luas Tanam Area (Ha) | Luas Panen Harvested Area (Ha) | Produksi Production (Kw) | Rata-Rata Produksi Average Yield (Kw/Ha) |
|----------------------|----------------------|-----------------------|----------------------------|---|--------------------------------|---|
| (1) | (2) | (3) | (4) | (5) | (6) | (7) |
| 1 | 010 | Rongga | 45 | 15 | 43 | 2,87 |
| 2 | 020 | Gununghalu | 54 | 48 | 5 520 | 115 |
| 3 | 030 | Sindangkerta | 11 | 6 | 1 050 | 175 |
| 4 | 040 | Cililin | 4 | - | - | - |
| 5 | 050 | Cihampelas | 2 | 2 | 32 | 16 |
| 6 | 060 | Cipongkor | 16 | 11 | 55 | 5 |
| 7 | 070 | Batujajar | 1 | 1 | 175 | 175 |
| 8 | 080 | Cipatat | 64 | 29 | 1 623 | 55,96 |
| 9 | 090 | Padalarang | 10 | 7 | 140 | 20 |
| 10 | 100 | Ngamprah | 15 | 5 | 126 | 25,20 |
| 11 | 110 | Parongpong | - | - | - | - |
| 12 | 120 | Lembang | 5 | - | - | - |
| 13 | 130 | Cisarua | 66 | 50 | 3 028 | 60,56 |
| 14 | 140 | Cikalongwetan | - | - | - | - |
| 15 | 150 | Cipeundeuy | 205 | 179 | 3 192 | 17,83 |
| Jumlah/ Total | | | 498 | 353 | 14 984 | 42,45 |
| 2008 | | | - | 251 | 15 317 | 61,02 |

Sumber: Dinas Pertanian Perkebunan dan Kehutanan Kabupaten Bandung Barat
 Source: Office Of Agriculture, Plantations and Forestry of Bandung Barat Regency

Tabel

5.1.10

**Luas Tanam, Panen, Produksi, dan Rata-Rata Produksi Bawang Daun
di Kabupaten Bandung Barat, 2009**

*Area, Harvest Area, Production, and Average Yield of Scallion
In Bandung Barat Regency, 2009*

| No. | Kode BPS BPS Code | Kecamatan District | Luas Tanam Area (Ha) | Luas Panen Harvested Area (Ha) | Produksi Production (Kw) | Rata-Rata Produksi Average Yield (Kw/Ha) |
|---------------------|----------------------------|-----------------------|----------------------------|---|--------------------------------|---|
| (1) | (2) | (3) | (4) | (5) | (6) | (7) |
| 1 | 010 | Rongga | 14 | 5 | 26 | 5,2 |
| 2 | 020 | Gununghalu | 43 | 32 | 2 990 | 93,44 |
| 3 | 030 | Sindangkerta | - | - | - | - |
| 4 | 040 | Cililin | - | - | - | - |
| 5 | 050 | Cihampelas | 1 | 1 | 25 | 25 |
| 6 | 060 | Cipongkor | 7 | 4 | 186 | 46,5 |
| 7 | 070 | Batujajar | - | - | - | - |
| 8 | 080 | Cipatat | - | - | - | - |
| 9 | 090 | Padalarang | - | - | - | - |
| 10 | 100 | Ngamprah | 45 | - | - | - |
| 11 | 110 | Parongpong | 88 | 75 | 11 250 | 150 |
| 12 | 120 | Lembang | 48 | 8 | 40 | 5 |
| 13 | 130 | Cisarua | 90 | 71 | 8 465 | 119,22 |
| 14 | 140 | Cikalongwetan | 23 | 21 | 2 464 | 117,33 |
| 15 | 150 | Cipeundeuy | 14 | 5 | 26 | - |
| Jumlah/Total | | | 359 | 217 | 25 446 | 117,26 |
| 2008 | | | - | 296 | 33 297 | 112,49 |

Sumber: Dinas Pertanian Perkebunan dan Kehutanan Kabupaten Bandung Barat
Source: Office Of Agriculture, Plantations and Forestry of Bandung Barat Regency

Tabel 5.1.11 Luas Tanam, Panen, Produksi, dan Rata-Rata Produksi Bawang Merah Di Kabupaten Bandung Barat, 2009
Table Area, Harvest Area, Production, and Average Yield of Red Onion In Bandung Barat Regency, 2009

| No. | Kode BPS BPS Code | Kecamatan District | Luas Tanam Area (Ha) | Luas Panen Harvested Area (Ha) | Produksi Production (Kw) | Rata-Rata Produksi Average Yield (Kw/Ha) |
|----------------------|----------------------|-----------------------|----------------------------|---|--------------------------------|---|
| (1) | (2) | (3) | (4) | (5) | (6) | (7) |
| 1 | 010 | Rongga | 13 | 6 | 12 | 2 |
| 2 | 020 | Gununghalu | 10 | 6 | 512 | 85,33 |
| 3 | 030 | Sindangkerta | - | - | - | - |
| 4 | 040 | Cililin | - | - | - | - |
| 5 | 050 | Cihampelas | - | - | - | - |
| 6 | 060 | Cipongkor | - | - | - | - |
| 7 | 070 | Batujajar | - | - | - | - |
| 8 | 080 | Cipatat | - | - | - | - |
| 9 | 090 | Padalarang | - | - | - | - |
| 10 | 100 | Ngamprah | - | - | - | - |
| 11 | 110 | Parongpong | - | - | - | - |
| 12 | 120 | Lembang | - | - | - | - |
| 13 | 130 | Cisarua | - | - | - | - |
| 14 | 140 | Cikalongwetan | - | - | - | - |
| 15 | 150 | Cipeundeuy | - | - | - | - |
| Jumlah/ Total | | | 23 | 12 | 524 | 87,33 |
| 2008 | | | - | 13 | 1 301 | 100,07 |

Sumber: Dinas Pertanian Perkebunan dan Kehutanan Kabupaten Bandung Barat
 Source: Office Of Agriculture, Plantations and Forestry of Bandung Barat Regency

Tabel

5.1.12

**Luas Tanam, Panen, Produksi, dan Rata-Rata Produksi Bawang Putih
Di Kabupaten Bandung Barat, 2009**

*Area, Harvest Area, Production, and Average Yield of Garlic
In Bandung Barat Regency, 2009*

| No. | Kode BPS BPS Code | Kecamatan District | Luas Tanam Area (Ha) | Luas Panen Harvested Area (Ha) | Produksi Production (Kw) | Rata-Rata Produksi Average Yield (Kw/Ha) |
|---------------------|----------------------------|-----------------------|----------------------------|---|--------------------------------|---|
| (1) | (2) | (3) | (4) | (5) | (6) | (7) |
| 1 | 010 | Rongga | - | - | - | - |
| 2 | 020 | Gununghalu | - | - | - | - |
| 3 | 030 | Sindangkerta | - | - | - | - |
| 4 | 040 | Cililin | - | - | - | - |
| 5 | 050 | Cihampelas | - | - | - | - |
| 6 | 060 | Cipongkor | - | - | - | - |
| 7 | 070 | Batujajar | - | - | - | - |
| 8 | 080 | Cipatat | - | - | - | - |
| 9 | 090 | Padalarang | - | - | - | - |
| 10 | 100 | Ngamprah | - | - | - | - |
| 11 | 110 | Parongpong | - | - | - | - |
| 12 | 120 | Lembang | - | - | - | - |
| 13 | 130 | Cisarua | - | - | - | - |
| 14 | 140 | Cikalongwetan | - | - | - | - |
| 15 | 150 | Cipeundeuy | - | - | - | - |
| Jumlah/Total | | | - | - | - | - |
| 2008 | | | - | - | - | - |

Sumber: Dinas Pertanian Perkebunan dan Kehutanan Kabupaten Bandung Barat
Source: Office Of Agricultur, Plantations and Forestry of Bandung Barat Regency

Tabel

5.1.13

**Luas Tanam, Panen, Produksi, dan Rata-Rata Produksi Kubis
Di Kabupaten Bandung Barat, 2009**

Table

*Area, Harvest Area, Production, and Average Yield of Cabbage
In Bandung Barat Regency, 2009*

| No. | Kode BPS BPS Code | Kecamatan District | Luas Tanam Area (Ha) | Luas Panen Harvested Area (Ha) | Produksi Production (Kw) | Rata-Rata Produksi Average Yield (Kw/Ha) |
|---------------------|-------------------------|-----------------------|----------------------------|---|--------------------------------|---|
| (1) | (2) | (3) | (4) | (5) | (6) | (7) |
| 1 | 010 | Rongga | 2 | - | - | - |
| 2 | 020 | Gununghalu | 17 | 12 | 1 910 | 159,17 |
| 3 | 030 | Sindangkerta | - | - | - | - |
| 4 | 040 | Cililin | - | - | - | - |
| 5 | 050 | Cihampelas | - | - | - | - |
| 6 | 060 | Cipongkor | - | - | - | - |
| 7 | 070 | Batujajar | - | - | - | - |
| 8 | 080 | Cipatat | - | - | - | - |
| 9 | 090 | Padalarang | - | - | - | - |
| 10 | 100 | Ngamprah | 87 | 47 | 17 500 | 372,34 |
| 11 | 110 | Parongpong | 91 | 73 | 13 670 | 187,26 |
| 12 | 120 | Lembang | 79 | 8 | 50 | 6,25 |
| 13 | 130 | Cisarua | 114 | 87 | 13 294 | 152,80 |
| 14 | 140 | Cikalongwetan | 21 | 15 | 1 631 | 108,73 |
| 15 | 150 | Cipeundeuy | - | - | - | - |
| Jumlah/Total | | | 411 | 242 | 48 055 | 198,57 |
| 2008 | | | - | 326 | 42 890 | 131,56 |

Sumber: Dinas Pertanian Perkebunan dan Kehutanan Kabupaten Bandung Barat
Source: Office Of Agriculture, Plantations and Forestry of Bandung Barat Regency

Tabel

5.1.14

**Luas Tanam, Panen, Produksi, dan Rata-Rata Produksi Tomat
Di Kabupaten Bandung Barat, 2009**

Table

*Area, Harvest Area, Production, and Average Yield of Tomatoes
In Bandung Barat Regency, 2009*

| No. | Kode BPS BPS Code | Kecamatan District | Luas Tanam Area (Ha) | Luas Panen Harvested Area (Ha) | Produksi Production (Kw) | Rata-Rata Produksi Average Yield (Kw/Ha) |
|---------------------|----------------------|-----------------------|----------------------------|---|--------------------------------|---|
| (1) | (2) | (3) | (4) | (5) | (6) | (7) |
| 1 | 010 | Rongga | 12 | 8 | 17 | 2,12 |
| 2 | 020 | Gununghalu | 10 | 9 | 430 | 47,78 |
| 3 | 030 | Sindangkerta | 110 | 105 | 11 690 | 111,33 |
| 4 | 040 | Cililin | 6 | - | - | - |
| 5 | 050 | Cihampelas | 20 | 16 | 76 | 4,75 |
| 6 | 060 | Cipongkor | 3 | 2 | 32 | 16 |
| 7 | 070 | Batujajar | 25 | 8 | 500 | 62,5 |
| 8 | 080 | Cipatat | 53 | 45 | 5 172 | 114,93 |
| 9 | 090 | Padalarang | 5 | 5 | 47 | 9,4 |
| 10 | 100 | Ngamprah | 110 | 35 | 5 040 | 144 |
| 11 | 110 | Parongpong | 79 | 67 | 10 535 | 154,52 |
| 12 | 120 | Lembang | 1 764 | - | - | - |
| 13 | 130 | Cisarua | 171 | 108 | 15 767 | 145,99 |
| 14 | 140 | Cikalongwetan | 16 | 16 | 240 | 15 |
| 15 | 150 | Cipeundeuy | 84 | 79 | 3 700 | 46,83 |
| Jumlah/Total | | | 2 468 | 503 | 53 246 | 105,86 |
| 2008 | | | - | 480 | 32 891 | 67,89 |

Sumber: Dinas Pertanian Perkebunan dan Kehutanan Kabupaten Bandung Barat
Source: Office Of Agricultur, Plantations and Forestry of Bandung Barat Regency

Tabel

5.1.15

**Luas Tanam, Panen, Produksi, dan Rata-Rata Produksi Cabe Besar
Di Kabupaten Bandung Barat, 2009**

*Area, Harvest Area, Production, and Average Yield of Chilli
In Bandung Barat Regency, 2009*

| No | Kode BPS BPS Code | Kecamatan District | Luas Tanam Area (Ha) | Luas Panen Harvested Area (Ha) | Produksi Production (Kw) | Rata-Rata Produksi Average Yield (Kw/Ha) |
|---------------------|----------------------------|-----------------------|----------------------------|---|--------------------------------|---|
| (1) | (2) | (3) | (4) | (5) | (6) | (7) |
| 1 | 010 | Rongga | 10 | 6 | 15 | 25 |
| 2 | 020 | Gununghalu | 38 | 25 | 1 502 | 60,08 |
| 3 | 030 | Sindangkerta | 281 | 225 | 16 520 | 73,42 |
| 4 | 040 | Cililin | 61 | 43 | 86 | 2 |
| 5 | 050 | Cihampelas | 12 | 5 | 25 | 5 |
| 6 | 060 | Cipongkor | 14 | 8 | 18 | 2,25 |
| 7 | 070 | Batujajar | 118 | 50 | 100 | 2 |
| 8 | 080 | Cipatat | 44 | 27 | 2 656 | 98,37 |
| 9 | 090 | Padalarang | 9 | 5 | 10 | 2 |
| 10 | 100 | Ngamprah | 88 | 33 | 2 580 | 78,18 |
| 11 | 110 | Parongpong | 50 | 41 | 2 340 | 57,07 |
| 12 | 120 | Lembang | 188 | - | - | - |
| 13 | 130 | Cisarua | 123 | 89 | 7 737 | 86,93 |
| 14 | 140 | Cikalongwetan | 76 | 36 | 360 | 10 |
| 15 | 150 | Cipeundeuy | 365 | 365 | 1 330 | 3,64 |
| Jumlah/Total | | | 1 477 | 958 | 35 279 | 36,83 |
| 2008 | | | - | 637 | 21 583 | 33,88 |

Sumber: Dinas Pertanian Perkebunan dan Kehutanan Kabupaten Bandung Barat
Source: Office Of Agricultur, Plantations and Forestry of Bandung Barat Regency

Tabel

**Luas Tanam, Panen, Produksi, dan Rata-Rata Produksi Kentang
Di Kabupaten Bandung Barat, 2009**

Table 5.1.16

*Area, Harvest Area, Production, and Average Yield of Potatoes
In Bandung Barat Regency, 2009*

| No. | Kode BPS BPS Code | Kecamatan District | Luas Tanam Area (Ha) | Luas Panen Harvested Area (Ha) | Produksi Production (Kw) | Rata-Rata Produksi Average Yield (Kw/Ha) |
|----------------------|----------------------|-----------------------|----------------------------|---|--------------------------------|---|
| (1) | (2) | (3) | (4) | (5) | (6) | (7) |
| 1 | 010 | Rongga | - | - | - | - |
| 2 | 020 | Gununghalu | 12 | 9 | 1 800 | 200 |
| 3 | 030 | Sindangkerta | 210 | 140 | 27 540 | 196,71 |
| 4 | 040 | Cililin | - | - | - | - |
| 5 | 050 | Cihampelas | - | - | - | - |
| 6 | 060 | Cipongkor | 6 | 4 | 250 | 62,5 |
| 7 | 070 | Batujajar | - | - | - | - |
| 8 | 080 | Cipatat | - | - | - | - |
| 9 | 090 | Padalarang | - | - | - | - |
| 10 | 100 | Ngamprah | - | - | - | - |
| 11 | 110 | Parongpong | 37 | 32 | 5 885 | 183,91 |
| 12 | 120 | Lembang | 71 | 60 | 16 500 | 275 |
| 13 | 130 | Cisarua | 112 | 88 | 13 326 | 151,43 |
| 14 | 140 | Cikalongwetan | - | - | - | - |
| 15 | 150 | Cipeundeuy | - | - | - | - |
| Jumlah/ Total | | | 448 | 333 | 65 301 | 196,10 |
| 2008 | | | - | 255 | 34 008 | 133,36 |

Sumber: Dinas Pertanian Perkebunan dan Kehutanan Kabupaten Bandung Barat
Source: Office Of Agriculture, Plantations and Forestry of Bandung Barat Regency

Tabel

5.1.17

**Luas Tanam, Panen, Produksi, dan Rata-Rata Produksi Petsai/Sawi
Di Kabupaten Bandung Barat, 2009**

Table

*Area, Harvest Area, Production, and Average Yield of Mustard Greens
In Bandung Barat Regency, 2009*

| No. | Kode BPS BPS Code | Kecamatan District | Luas Tanam Area (Ha) | Luas Panen Harvested Area (Ha) | Produksi Production (Kw) | Rata-Rata Produksi Average Yield (Kw/Ha) |
|---------------------|----------------------------|-----------------------|----------------------------|---|--------------------------------|---|
| (1) | (2) | (3) | (4) | (5) | (6) | (7) |
| 1 | 010 | Rongga | - | - | - | - |
| 2 | 020 | Gununghalu | 16 | 12 | 1 700 | 141,67 |
| 3 | 030 | Sindangkerta | 102 | 102 | 16 550 | 162,25 |
| 4 | 040 | Cililin | - | - | - | - |
| 5 | 050 | Cihampelas | 8 | 8 | 800 | 100 |
| 6 | 060 | Cipongkor | - | - | - | - |
| 7 | 070 | Batujajar | 2 | 2 | 150 | 75 |
| 8 | 080 | Cipatat | 23 | 21 | 3 127 | 148,90 |
| 9 | 090 | Padalarang | 13 | 11 | 740 | 67,27 |
| 10 | 100 | Ngamprah | 85 | 30 | 6 150 | 205 |
| 11 | 110 | Parongpong | 113 | 89 | 1 550 | 174,16 |
| 12 | 120 | Lembang | 15 | - | - | - |
| 13 | 130 | Cisarua | 110 | 80 | 11 628 | 145,35 |
| 14 | 140 | Cikalongwetan | 11 | 6 | 69 | 11,5 |
| 15 | 150 | Cipeundeuy | - | - | - | - |
| Jumlah/Total | | | 498 | 361 | 56 414 | 156,27 |
| 2008 | | | - | 268 | 35 858 | 133,79 |

Sumber: Dinas Pertanian Perkebunan dan Kehutanan Kabupaten Bandung Barat
Source: Office Of Agriculture, Plantations and Forestry of Bandung Barat Regency

Tabel 5.1.18 Luas Tanam, Panen, Produksi, dan Rata-Rata Produksi Kacang Panjang Di Kabupaten Bandung Barat, 2009
Table Area, Harvest Area, Production, and Average Yield of Yard Long Beans In Bandung Barat Regency, 2009

| No. | Kode BPS BPS Code | Kecamatan District | Luas Tanam Area (Ha) | Luas Panen Harvested Area (Ha) | Produksi Production (Kw) | Rata-Rata Produksi Average Yield (Kw/Ha) |
|----------------------|-------------------------|-----------------------|----------------------------|---|--------------------------------|---|
| (1) | (2) | (3) | (4) | (5) | (6) | (7) |
| 1 | 010 | Rongga | 10 | 3 | 10 | 3,33 |
| 2 | 020 | Gununghalu | 6 | 2 | 90 | 45 |
| 3 | 030 | Sindangkerta | 12 | 12 | 950 | 79,17 |
| 4 | 040 | Cililin | 34 | 28 | 266 | 95 |
| 5 | 050 | Cihampelas | 27 | 27 | 126 | 4,67 |
| 6 | 060 | Cipongkor | 2 | 1 | 30 | 30 |
| 7 | 070 | Batujajar | 31 | 16 | 466 | 29,125 |
| 8 | 080 | Cipatat | 227 | 163 | 17 945 | 110,09 |
| 9 | 090 | Padalarang | 9 | 9 | 105 | 11,67 |
| 10 | 100 | Ngamprah | 36 | 13 | 1 180 | 90,77 |
| 11 | 110 | Parongpong | 54 | 47 | 2 810 | 59,79 |
| 12 | 120 | Lembang | 30 | 20 | 3 000 | 150 |
| 13 | 130 | Cisarua | 70 | 55 | 4 632 | 84,22 |
| 14 | 140 | Cikalongwetan | 81 | 41 | 778 | 18,98 |
| 15 | 150 | Cipeundeuy | 376 | 338 | 3 832 | 11,31 |
| Jumlah/ Total | | | 1 005 | 775 | 36 220 | 46,73 |
| 2008 | | | - | 509 | 27 760 | 53,54 |

Sumber: Dinas Pertanian Perkebunan dan Kehutanan Kabupaten Bandung Barat
 Source: Office Of Agriculture, Plantations and Forestry of Bandung Barat Regency

Tabel

5.1.19

**Luas Tanam, Panen, Produksi, dan Rata-Rata Produksi Buncis
Di Kabupaten Bandung Barat, 2009**

Table

*Area, Harvest Area, Production, and Average Yield of French Beans
In Bandung Barat Regency, 2009*

| No. | Kode BPS BPS Code | Kecamatan District | Luas Tanam Area (Ha) | Luas Panen Harvested Area (Ha) | Produksi Production (Kw) | Rata-Rata Produksi Average Yield (Kw/Ha) |
|---------------------|-------------------------|-----------------------|----------------------------|---|--------------------------------|---|
| (1) | (2) | (3) | (4) | (5) | (6) | (7) |
| 1 | 010 | Rongga | 9 | 1 | 2 | 2 |
| 2 | 020 | Gununghalu | 20 | 14 | 1 435 | 102,5 |
| 3 | 030 | Sindangkerta | 195 | 145 | 10 670 | 73,59 |
| 4 | 040 | Cililin | 49 | 31 | 272 | 8,77 |
| 5 | 050 | Cihampelas | 10 | 8 | 31 | 3,87 |
| 6 | 060 | Cipongkor | 1 | 1 | 5 | 5 |
| 7 | 070 | Batujajar | - | - | - | - |
| 8 | 080 | Cipatat | 4 | 2 | 98 | 49 |
| 9 | 090 | Padalarang | - | - | - | - |
| 10 | 100 | Ngamprah | 30 | 14 | 660 | 47,14 |
| 11 | 110 | Parongpong | 86 | 73 | 10 110 | 138,49 |
| 12 | 120 | Lembang | 292 | - | - | - |
| 13 | 130 | Cisarua | 114 | 85 | 11 790 | 138,71 |
| 14 | 140 | Cikalongwetan | 15 | - | - | - |
| 15 | 150 | Cipeundeuy | 20 | 10 | 80 | 8 |
| Jumlah/Total | | | 845 | 384 | 35 153 | 91,54 |
| 2008 | | | - | 395 | 25 634 | 64,89 |

Sumber: Dinas Pertanian Perkebunan dan Kehutanan Kabupaten Bandung Barat
Source: Office Of Agriculture, Plantations and Forestry of Bandung Barat Regency

Tabel
Table

5.1.20

**Luas Tanam, Panen, Produksi, dan Rata-Rata Produksi Terung
Di Kabupaten Bandung Barat, 2009**
*Area, Harvest Area, Production, and Average Yield of Eggplant
In Bandung Barat Regency, 2009*

| No. | Kode BPS BPS Code | Kecamatan District | Luas Tanam Area (Ha) | Luas Panen Harvested Area (Ha) | Produksi Production (Kw) | Rata-Rata Produksi Average Yield (Kw/Ha) |
|----------------------|----------------------------|-----------------------|----------------------------|---|--------------------------------|---|
| (1) | (2) | (3) | (4) | (5) | (6) | (7) |
| 1 | 010 | Rongga | 13 | 2 | 15 | 7,5 |
| 2 | 020 | Gununghalu | 4 | 4 | 165 | 41,25 |
| 3 | 030 | Sindangkerta | - | - | - | - |
| 4 | 040 | Cililin | - | - | - | - |
| 5 | 050 | Cihampelas | - | - | - | - |
| 6 | 060 | Cipongkor | 1 | - | - | - |
| 7 | 070 | Batujajar | - | - | - | - |
| 8 | 080 | Cipatat | 74 | 36 | 4 308 | 119,67 |
| 9 | 090 | Padalarang | 7 | 2 | 80 | 40 |
| 10 | 100 | Ngamprah | 11 | 8 | 900 | 112,5 |
| 11 | 110 | Parongpong | 51 | 40 | 2 650 | 66,25 |
| 12 | 120 | Lembang | - | - | - | - |
| 13 | 130 | Cisarua | 76 | 55 | 7 440 | 131,64 |
| 14 | 140 | Cikalongwetan | 47 | 12 | 60 | 5 |
| 15 | 150 | Cipeundeuy | 61 | 50 | 1 608 | 32,16 |
| Jumlah/ Total | | | 345 | 209 | 17 026 | 81,46 |
| 2008 | | | - | 146 | 8 964 | 61,39 |

Sumber: Dinas Pertanian Perkebunan dan Kehutanan Kabupaten Bandung Barat
Source: Office Of Agriculture, Plantations and Forestry of Bandung Barat Regency

Tabel

5.1.21

**Luas Tanam, Panen, Produksi, dan Rata-Rata Produksi Ketimun
Di Kabupaten Bandung Barat, 2009**

*Area, Harvest Area, Production, and Average Yield of Cucumber
In Bandung Barat Regency 2009*

| No. | Kode BPS BPS Code | Kecamatan District | Luas Tanam Area (Ha) | Luas Panen Harvested Area (Ha) | Produksi Production (Kw) | Rata-Rata Produksi Average Yield (Kw/Ha) |
|----------------------|----------------------------|-----------------------|-------------------------------|---|--------------------------------|---|
| (1) | (2) | (3) | (4) | (5) | (6) | (7) |
| 1 | 010 | Rongga | 14 | 9 | 15 | 1,67 |
| 2 | 020 | Gununghalu | 10 | 6 | 800 | 133,33 |
| 3 | 030 | Sindangkerta | - | - | - | - |
| 4 | 040 | Cililin | 11 | 7 | 123 | 17,57 |
| 5 | 050 | Cihampelas | 4 | 1 | 125 | 125 |
| 6 | 060 | Cipongkor | 6 | 3 | 70 | 23,33 |
| 7 | 070 | Batujajar | 32 | 27 | 1 095 | 40,55 |
| 8 | 080 | Cipatat | 172 | 113 | 16 044 | 141,98 |
| 9 | 090 | Padalarang | 12 | 10 | 84 | 8,4 |
| 10 | 100 | Ngamprah | 43 | 21 | 2 500 | 119,05 |
| 11 | 110 | Parongpong | - | - | - | - |
| 12 | 120 | Lembang | - | - | - | - |
| 13 | 130 | Cisarua | 22 | 13 | 500 | 38,46 |
| 14 | 140 | Cikalongwetan | 20 | - | - | - |
| 15 | 150 | Cipeundeuy | 913 | 826 | 36 584 | 44,29 |
| Jumlah/ Total | | | 1 259 | 1 036 | 57 940 | 55,93 |
| 2008 | | | - | 323 | 28 095 | 86,98 |

Sumber: Dinas Pertanian Perkebunan dan Kehutanan Kabupaten Bandung Barat
Source: Office Of Agriculture, Plantations and Forestry of Bandung Barat Regency

Tabel

5.1.22

**Luas Tanam, Panen, Produksi, dan Rata-Rata Produksi Kangkung
Di Kabupaten Bandung Barat, 2009**

*Area, Harvest Area, Production, and Average Yield of Swamp Cabbage
In Bandung Barat Regency 2009*

| No. | Kode BPS BPS Code | Kecamatan District | Luas Tanam Area (Ha) | Luas Panen Harvested Area (Ha) | Produksi Production (Kw) | Rata-Rata Produksi Average Yield (Kw/Ha) |
|---------------------|-------------------------|-----------------------|----------------------------|---|--------------------------------|---|
| (1) | (2) | (3) | (4) | (5) | (6) | (7) |
| 1 | 010 | Rongga | - | - | - | - |
| 2 | 020 | Gununghalu | - | - | - | - |
| 3 | 030 | Sindangkerta | - | - | - | - |
| 4 | 040 | Cililin | 1 | - | - | - |
| 5 | 050 | Cihampelas | - | - | - | - |
| 6 | 060 | Cipongkor | 2 | 1 | 10 | 10 |
| 7 | 070 | Batujajar | - | - | - | - |
| 8 | 080 | Cipatat | 29 | 25 | 2 877 | 115,08 |
| 9 | 090 | Padalarang | 4 | - | - | - |
| 10 | 100 | Ngamprah | 21 | 13 | 2 250 | 173,08 |
| 11 | 110 | Parongpong | - | - | - | - |
| 12 | 120 | Lembang | - | - | - | - |
| 13 | 130 | Cisarua | - | - | - | - |
| 14 | 140 | Cikalongwetan | 4 | 2 | 400 | 200 |
| 15 | 150 | Cipeundeuy | 10 | 10 | 35 | 3,5 |
| Jumlah/Total | | | 69 | 51 | 5 572 | 109,25 |
| 2008 | | | - | 81 | 6 170 | 76,17 |

Sumber: Dinas Pertanian Perkebunan dan Kehutanan Kabupaten Bandung Barat
Source: Office Of Agriculture, Plantations and Forestry of Bandung Barat Regency

Tabel

5.1.23

**Luas Tanam, Panen, Produksi, dan Rata-Rata Produksi Bayam
Di Kabupaten Bandung Barat, 2009**

*Area, Harvest Area, Production, and Average Yield of Spinach
In Bandung Barat Regency, 2009*

Table

| No. | Kode BPS BPS Code | Kecamatan District | Luas Tanam Area (Ha) | Luas Panen Harvested Area (Ha) | Produksi Production (Kw) | Rata-Rata Produksi Average Yield (Kw/Ha) |
|----------------------|----------------------|-----------------------|-------------------------|-----------------------------------|-----------------------------|--|
| (1) | (2) | (3) | (4) | (5) | (6) | (7) |
| 1 | 010 | Rongga | - | - | - | - |
| 2 | 020 | Gununghalu | - | - | - | - |
| 3 | 030 | Sindangkerta | - | - | - | - |
| 4 | 040 | Cililin | - | - | - | - |
| 5 | 050 | Cihampelas | - | - | - | - |
| 6 | 060 | Cipongkor | - | - | - | - |
| 7 | 070 | Batujajar | - | - | - | - |
| 8 | 080 | Cipatat | 26 | 24 | 1 385 | 57,71 |
| 9 | 090 | Padalarang | - | - | - | - |
| 10 | 100 | Ngamprah | 8 | 3 | 120 | 40 |
| 11 | 110 | Parongpong | 90 | 76 | 4 445 | 58,49 |
| 12 | 120 | Lembang | - | - | - | - |
| 13 | 130 | Cisarua | 4 | 2 | 50 | 25 |
| 14 | 140 | Cikalongwetan | 18 | 16 | 960 | 60 |
| 15 | 150 | Cipeundeuy | - | - | - | - |
| Jumlah/ Total | | | 146 | 121 | 6 960 | 57,52 |
| 2008 | | | - | 161 | 9 248 | 57,44 |

Sumber: Dinas Pertanian Perkebunan dan Kehutanan Kabupaten Bandung Barat
Source: Office Of Agriculture, Plantations and Forestry of Bandung Barat Regency

Tabel

5.1.24

**Luas Tanam, Panen, Produksi, dan Rata-Rata Produksi Labu Siam
Di Kabupaten Bandung Barat, 2009**

*Area, Harvest Area, Production, and Average Yield of Pumpkin Chajota
In Bandung Barat Regency 2009*

| No. | Kode BPS BPS Code | Kecamatan District | Luas Tanam Area (Ha) | Luas Panen Harvested Area (Ha) | Produksi Production (Kw) | Rata-Rata Produksi Average Yield (Kw/Ha) |
|----------------------|----------------------|-----------------------|-------------------------|-----------------------------------|-----------------------------|--|
| (1) | (2) | (3) | (4) | (5) | (6) | (7) |
| 1 | 010 | Rongga | - | - | - | - |
| 2 | 020 | Gununghalu | - | - | - | - |
| 3 | 030 | Sindangkerta | - | - | - | - |
| 4 | 040 | Cililin | - | - | - | - |
| 5 | 050 | Cihampelas | - | - | - | - |
| 6 | 060 | Cipongkor | - | - | - | - |
| 7 | 070 | Batujajar | - | - | - | - |
| 8 | 080 | Cipatat | - | - | - | - |
| 9 | 090 | Padalarang | - | - | - | - |
| 10 | 100 | Ngamprah | 71 | 31 | 5 050 | 162.90 |
| 11 | 110 | Parongpong | 114 | 10 | 1 500 | 150 |
| 12 | 120 | Lembang | 315 | - | - | - |
| 13 | 130 | Cisarua | 150 | 6 | 3 400 | 566.67 |
| 14 | 140 | Cikalongwetan | 10 | - | - | - |
| 15 | 150 | Cipeundeuy | - | - | - | - |
| Jumlah/ Total | | | 660 | 47 | 9 950 | 211.70 |
| 2008 | | | - | 120 | 3 059 | 25,49 |

Sumber: Dinas Pertanian Perkebunan dan Kehutanan Kabupaten Bandung Barat
Source: Office Of Agricultur, Plantations and Forestry of Bandung Barat Regency

Tabel

5.1.25

**Luas Tanam, Panen, Produksi, dan Rata-Rata Produksi Wortel
Di Kabupaten Bandung Barat, 2009**

*Area, Harvest Area, Production, and Average Yield of Carrot
In Bandung Barat Regency, 2009*

| No. | Kode BPS BPS Code | Kecamatan District | Luas Tanam Area (Ha) | Luas Panen Harvested Area (Ha) | Produksi Production (Kw) | Rata-Rata Produksi Average Yield (Kw/Ha) |
|----------------------|-------------------------|-----------------------|----------------------------|---|--------------------------------|---|
| (1) | (2) | (3) | (4) | (5) | (6) | (7) |
| 1 | 010 | Rongga | - | - | - | - |
| 2 | 020 | Gununghalu | - | - | - | - |
| 3 | 030 | Sindangkerta | - | - | - | - |
| 4 | 040 | Cililin | - | - | - | - |
| 5 | 050 | Cihampelas | - | - | - | - |
| 6 | 060 | Cipongkor | 1 | - | - | - |
| 7 | 070 | Batujajar | - | - | - | - |
| 8 | 080 | Cipatat | - | - | - | - |
| 9 | 090 | Padalarang | - | - | - | - |
| 10 | 100 | Ngamprah | 12 | - | - | - |
| 11 | 110 | Parongpong | 102 | 83 | 15 515 | 183,93 |
| 12 | 120 | Lembang | 20 | - | - | - |
| 13 | 130 | Cisarua | 98 | 75 | 8 492 | 113,27 |
| 14 | 140 | Cikalongwetan | 6 | 6 | 1 800 | 300 |
| 15 | 150 | Cipeundeuy | - | - | - | - |
| Jumlah/ Total | | | 239 | 164 | 25 807 | 157,36 |
| 2008 | | | - | 96 | 16 162 | 168,35 |

Sumber: Dinas Pertanian Perkebunan dan Kehutanan Kabupaten Bandung Barat
Source: Office Of Agriculture, Plantations and Forestry of Bandung Barat Regency

Tabel

5.1.26

Table

**Realisasi Tanam, Panen, dan Produksi Pisang
Di Kabupaten Bandung Barat, 2009**

*Realization Plant, Harvest, and Production of Banana
In Bandung Barat Regency, 2009*

| No. | Kode BPS BPS Code | Kecamatan District | Jumlah Tanam Baru Young Crops (Pohon) | Jumlah Tanaman yang Dibongkar Damage Crops (Pohon) | Jumlah Tanaman yang Menghasilkan Produced Crops (Pohon) | Produksi Production (Kw) |
|---------------------|----------------------|-----------------------|---|--|---|--------------------------------|
| (1) | (2) | (3) | (4) | (5) | (6) | (7) |
| 1 | 010 | Rongga | 2 880 | 4 025 | 38 120 | 5 345 |
| 2 | 020 | Gununghalu | 400 | - | 39 000 | 2 340 |
| 3 | 030 | Sindangkerta | 5 500 | 11 000 | 14 450 | 4 500 |
| 4 | 040 | Cililin | - | - | 45 000 | 4 614 |
| 5 | 050 | Cihampelas | 455 | 3 575 | 58 520 | 8 491 |
| 6 | 060 | Cipongkor | - | 200 | 26 900 | 2 186 |
| 7 | 070 | Batujajar | 110 | 600 | 4 790 | 1 100 |
| 8 | 080 | Cipatat | 588 | 1 804 | 370 468 | 29 735 |
| 9 | 090 | Padalarang | 9 500 | 8 700 | 17 337 | 703 |
| 10 | 100 | Ngamprah | 100 | - | - | - |
| 11 | 110 | Parongpong | 598 | 1 606 | 34 029 | 6 909 |
| 12 | 120 | Lembang | - | - | 1 200 | 580 |
| 13 | 130 | Cisarua | 1 300 | - | 113 330 | 38 628 |
| 14 | 140 | Cikalongwetan | 1 300 | - | 2 400 000 | 173 000 |
| 15 | 150 | Cipeundeuy | 47 500 | 17 316 | 305 010 | 157 618 |
| Jumlah/Total | | | 70 231 | 48 826 | 3 468 154 | 435 749 |
| 2008 | | | - | - | 3 607 232 | 265 293 |

Sumber: Dinas Pertanian Perkebunan dan Kehutanan Kabupaten Bandung Barat
Source: Office Of Agriculture, Plantations and Forestry of Bandung Barat Regency

Tabel
5.1.27
Table

**Realisasi Tanam, Panen, dan Produksi Pepaya
Di Kabupaten Bandung Barat, 2009**
*Realization Plant, Harvest, and Production of Papaya
In Bandung Barat Regency, 2009*

| No. | Kode BPS BPS Code | Kecamatan District | Jumlah Tanam Baru Young Crops (Pohon) | Jumlah Tanaman Yang Dibongkar Damage Crops (Pohon) | Jumlah Tanaman yang Menghasilkan Produced Crops (Pohon) | Produksi Production (Kw) |
|---------------------|----------------------|-----------------------|--|---|--|-----------------------------|
| (1) | (2) | (3) | (4) | (5) | (6) | (7) |
| 1 | 010 | Rongga | 325 | 75 | 1 105 | 193 |
| 2 | 020 | Gununghalu | - | - | 1 095 | 657 |
| 3 | 030 | Sindangkerta | 150 | 1 000 | 900 | 75 |
| 4 | 040 | Cililin | - | - | 300 | 28 |
| 5 | 050 | Cihampelas | - | 120 | 5 259 | 885 |
| 6 | 060 | Cipongkor | - | 46 650 | 72 536 | 5 083 |
| 7 | 070 | Batujajar | - | - | 7 900 | 1 700 |
| 8 | 080 | Cipatat | - | 1 242 | 1 446 | 385 |
| 9 | 090 | Padalarang | 300 | 1 000 | 3 996 | 291 |
| 10 | 100 | Ngamprah | 100 | - | 150 | 100 |
| 11 | 110 | Parongpong | 17 | 41 | 489 | 49 |
| 12 | 120 | Lembang | - | - | 180 | 110 |
| 13 | 130 | Cisarua | 300 | - | 315 | 95 |
| 14 | 140 | Cikalongwetan | - | - | 12 000 | 840 |
| 15 | 150 | Cipeundeuy | 4 196 | 7 702 | 12 490 | 4 418 |
| Jumlah/Total | | | 5 388 | 57 830 | 120 161 | 14 909 |
| 2008 | | | - | - | 57 774 | 8 238 |

Sumber: Dinas Pertanian Perkebunan dan Kehutanan Kabupaten Bandung Barat
Source: Office Of Agriculture, Plantations and Forestry of Bandung Barat Regency

Tabel
5.1.28
Table

**Realisasi Tanam, Panen, dan Produksi Rambutan
Di Kabupaten Bandung Barat, 2009**
*Realization Plant, Harvest, and Production of Rambutan
In Bandung Barat Regency, 2009*

| No. | Kode BPS <i>BPS Code</i> | Kecamatan <i>District</i> | Jumlah Tanam Baru <i>Young Crops (Pohon)</i> | Jumlah Tanaman Yang Dibongkar <i>Damage Crops (Pohon)</i> | Jumlah Tanaman yang Menghasilkan <i>Produced Crops (Pohon)</i> | Produksi <i>Production (Kw)</i> |
|---------------------|-----------------------------|------------------------------|---|--|---|------------------------------------|
| (1) | (2) | (3) | (4) | (5) | (6) | (7) |
| 1 | 010 | Rongga | - | - | 3 960 | 1 065 |
| 2 | 020 | Gununghalu | - | - | - | - |
| 3 | 030 | Sindangkerta | - | - | - | - |
| 4 | 040 | Cililin | - | - | 1 254 | 492 |
| 5 | 050 | Cihampelas | 55 | - | 10 258 | 10 258 |
| 6 | 060 | Cipongkor | - | - | 2 254 | 470 |
| 7 | 070 | Batujajar | - | - | - | - |
| 8 | 080 | Cipatat | 45 | 24 | 16 831 | 5 899 |
| 9 | 090 | Padalarang | - | - | 900 | 72 |
| 10 | 100 | Ngamprah | 25 | - | - | - |
| 11 | 110 | Parongpong | - | - | - | - |
| 12 | 120 | Lembang | - | - | 3 000 | 2 500 |
| 13 | 130 | Cisarua | - | - | - | - |
| 14 | 140 | Cikalongwetan | 260 | - | 1 983 | 991 |
| 15 | 150 | Cipeundeuy | 3 250 | 165 | 259 190 | 216 609 |
| Jumlah/Total | | | 3 635 | 189 | 299 630 | 238 356 |
| 2008 | | | - | - | 125 791 | 84 569 |

Sumber: Dinas Pertanian Perkebunan dan Kehutanan Kabupaten Bandung Barat
Source: Office Of Agriculture, Plantations and Forestry of Bandung Barat Regency

Tabel
5.1.29
Table

**Realisasi Tanam, Panen, dan Produksi Alpukat
Di Kabupaten Bandung Barat, 2009**
*Realization Plant, Harvest, and Production of Avocado
In Bandung Barat Regency, 2009*

| No. | Kode BPS BPS Code | Kecamatan District | Jumlah Tanam Baru Young Crops (Pohon) | Jumlah Tanaman yang Dibongkar Damage Crops (Pohon) | Jumlah Tanaman yang Menghasilkan Produced Crops (Pohon) | Produksi Production (Kw) |
|---------------------|----------------------------|-----------------------|--|---|---|--------------------------------|
| (1) | (2) | (3) | (4) | (5) | (6) | (7) |
| 1 | 010 | Rongga | 125 | 118 | 3 900 | 2 418 |
| 2 | 020 | Gununghalu | 1 000 | - | 2 094 | 2 094 |
| 3 | 030 | Sindangkerta | 650 | 100 | 200 | 200 |
| 4 | 040 | Cililin | - | 464 | 1 836 | 646 |
| 5 | 050 | Cihampelas | - | 4 690 | 15 211 | 5 475 |
| 6 | 060 | Cipongkor | - | - | 800 | 390 |
| 7 | 070 | Batujajar | - | - | - | - |
| 8 | 080 | Cipatat | 25 | 34 | 5 833 | 5 121 |
| 9 | 090 | Padalarang | - | 150 | 740 | 131 |
| 10 | 100 | Ngamprah | - | - | - | - |
| 11 | 110 | Parongpong | 308 | 184 | 3 409 | 3 409 |
| 12 | 120 | Lembang | - | - | 11 635 | 1 797 |
| 13 | 130 | Cisarua | 1 760 | - | 4 370 | 1 600 |
| 14 | 140 | Cikalongwetan | 130 | - | 5 384 | 3 229 |
| 15 | 150 | Cipeundeuy | 480 | 412 | 4 491 | 3 671 |
| Jumlah/Total | | | 4 478 | 6 152 | 59 903 | 30 181 |
| 2008 | | | - | - | 34 930 | 15 944 |

Sumber: Dinas Pertanian Perkebunan dan Kehutanan Kabupaten Bandung Barat
Source: Office Of Agriculture, Plantations and Forestry of Bandung Barat Regency

Tabel
5.1.30
Table

**Realisasi Tanam, Panen, dan Produksi Durian
Di Kabupaten Bandung Barat, 2009**
*Realization Plant, Harvest, and Production of Durian
In Bandung Barat Regency, 2009*

| No. | Kode BPS BPS Code | Kecamatan District | Jumlah Tanam Baru Young Crops (Pohon) | Jumlah Tanaman yang Dibongkar Damage Crops (Pohon) | Jumlah Tanaman yang Menghasilkan Produced Crops (Pohon) | Produksi Production (Kw) |
|----------------------|----------------------|-----------------------|--|---|--|-----------------------------|
| (1) | (2) | (3) | (4) | (5) | (6) | (7) |
| 1 | 010 | Rongga | - | - | 420 | 255 |
| 2 | 020 | Gununghalu | - | - | - | - |
| 3 | 030 | Sindangkerta | - | - | - | - |
| 4 | 040 | Cililin | - | - | 384 | 184 |
| 5 | 050 | Cihampelas | - | - | - | - |
| 6 | 060 | Cipongkor | - | - | - | - |
| 7 | 070 | Batujajar | - | - | - | - |
| 8 | 080 | Cipatat | 98 | 131 | 963 | 886 |
| 9 | 090 | Padalarang | - | - | 240 | 53 |
| 10 | 100 | Ngamprah | - | - | - | - |
| 11 | 110 | Parongpong | - | 200 | - | - |
| 12 | 120 | Lembang | - | - | - | - |
| 13 | 130 | Cisarua | 250 | - | 170 | 170 |
| 14 | 140 | Cikalongwetan | - | - | 3 042 | 912 |
| 15 | 150 | Cipeundeuy | 658 | 655 | 11 400 | 4 508 |
| Jumlah/ Total | | | 1 006 | 986 | 16 619 | 6 968 |
| 2008 | | | - | - | 23 301 | 12 773 |

Sumber: Dinas Pertanian Perkebunan dan Kehutanan Kabupaten Bandung Barat
Source: Office Of Agriculture, Plantations and Forestry of Bandung Barat Regency

Tabel

5.1.31

Table

**Realisasi Tanam, Panen, dan Produksi Belimbing
Di Kabupaten Bandung Barat, 2009**
*Realization Plant, Harvest, and Production of Balimbing
In Bandung Barat Regency, 2009*

| No. | Kode BPS BPS Code | Kecamatan District | Jumlah Tanam Baru Young Crops (Pohon) | Jumlah Tanaman yang Dibongkar Damage Crops (Pohon) | Jumlah Tanaman Yang Menghasilkan Produced Crops (Pohon) | Produksi Production (Kw) |
|----------------------|----------------------|-----------------------|--|---|--|-----------------------------|
| (1) | (2) | (3) | (4) | (5) | (6) | (7) |
| 1 | 010 | Rongga | - | - | 400 | 173 |
| 2 | 020 | Gununghalu | - | - | 1 310 | 324 |
| 3 | 030 | Sindangkerta | - | - | - | - |
| 4 | 040 | Cillilin | - | - | 119 | 22 |
| 5 | 050 | Cihampelas | - | - | - | - |
| 6 | 060 | Cipongkor | - | - | - | - |
| 7 | 070 | Batujajar | - | 580 | - | - |
| 8 | 080 | Cipatat | 17 | 29 | 674 | 243 |
| 9 | 090 | Padalarang | - | - | 80 | 12 |
| 10 | 100 | Ngamprah | - | - | - | - |
| 11 | 110 | Parongpong | 23 | 15 | 525 | 175 |
| 12 | 120 | Lembang | - | - | 20 | 10 |
| 13 | 130 | Cisarua | - | - | - | - |
| 14 | 140 | Cikalongwetan | - | - | 579 | 325 |
| 15 | 150 | Cipeundeuy | - | 28 | 1 000 | 689 |
| Jumlah/ Total | | | 40 | 652 | 4 707 | 1 973 |
| 2008 | | | - | - | 6 360 | 1 062 |

Sumber: Dinas Pertanian Perkebunan dan Kehutanan Kabupaten Bandung Barat
Source: Office Of Agriculture, Plantations and Forestry of Bandung Barat Regency

Tabel
5.1.32
Table

**Realisasi Tanam, Panen, dan Produksi Mangga
Di Kabupaten Bandung Barat, 2009**
*Realization Plant, Harvest, and Production of Mango
In Bandung Barat Regency, 2009*

| No. | Kode BPS BPS Code | Kecamatan District | Jumlah Tanam Baru Young Crops (Pohon) | Jumlah Tanaman yang Dibongkar Damage Crops (Pohon) | Jumlah Tanaman yang Menghasilkan Produced Crops (Pohon) | Produksi Production (Kw) |
|----------------------|----------------------|-----------------------|--|---|--|-----------------------------|
| (1) | (2) | (3) | (4) | (5) | (6) | (7) |
| 1 | 010 | Rongga | - | - | 147 | 295 |
| 2 | 020 | Gununghalu | - | - | 5 068 | 4 562 |
| 3 | 030 | Sindangkerta | - | - | - | - |
| 4 | 040 | Cililin | - | 176 | 1 389 | 508 |
| 5 | 050 | Cihampelas | - | - | 4 645 | 2 461 |
| 6 | 060 | Cipongkor | - | - | 1 400 | 280 |
| 7 | 070 | Batujajar | - | - | - | - |
| 8 | 080 | Cipatat | 10 782 | 13 | 5 473 | 1 095 |
| 9 | 090 | Padalarang | - | - | 500 | 140 |
| 10 | 100 | Ngamprah | 50 | - | - | - |
| 11 | 110 | Parongpong | 14 | 77 | 268 | 132 |
| 12 | 120 | Lembang | - | - | - | - |
| 13 | 130 | Cisarua | 500 | - | 300 | 75 |
| 14 | 140 | Cikalongwetan | - | - | 810 | 296 |
| 15 | 150 | Cipeundeuy | 2 066 | 88 | 13 226 | 12 885 |
| Jumlah/ Total | | | 13 412 | 354 | 33 226 | 22 729 |
| 2008 | | | - | - | 19 090 | 4 231 |

Sumber: Dinas Pertanian Perkebunan dan Kehutanan Kabupaten Bandung Barat
Source: Office Of Agriculture, Plantations and Forestry of Bandung Barat Regency

Tabel
5.1.33
Table

**Realisasi Tanam, Panen, dan Produksi Jeruk Besar
Di Kabupaten Bandung Barat, 2009**
*Realization Plant, Harvest, and Production of Citrus
In Bandung Barat Regency, 2009*

| No. | Kode BPS BPS Code | Kecamatan District | Jumlah Tanam Baru Young Crops (Pohon) | Jumlah Tanaman yang Dibongkar Damage Crops (Pohon) | Jumlah Tanaman yang Menghasilkan Produced Crops (Pohon) | Produksi Production (Kw) |
|----------------------|----------------------|-----------------------|--|---|--|-----------------------------|
| (1) | (2) | (3) | (4) | (5) | (6) | (7) |
| 1 | 010 | Rongga | - | - | 291 | 122 |
| 2 | 020 | Gununghalu | 800 | - | - | - |
| 3 | 030 | Sindangkerta | - | - | - | - |
| 4 | 040 | Cililin | - | - | - | - |
| 5 | 050 | Cihampelas | - | - | - | - |
| 6 | 060 | Cipongkor | - | - | 200 | 100 |
| 7 | 070 | Batujajar | - | 100 | 1 600 | 1 400 |
| 8 | 080 | Cipatat | 3 | 2 | 72 | 22 |
| 9 | 090 | Padalarang | - | - | 10 | 2 |
| 10 | 100 | Ngamprah | - | - | - | - |
| 11 | 110 | Parongpong | - | - | - | - |
| 12 | 120 | Lembang | - | - | 2 200 | 954 |
| 13 | 130 | Cisarua | 150 | - | 250 | 51 |
| 14 | 140 | Cikalongwetan | - | - | 992 | 469 |
| 15 | 150 | Cipeundeuy | - | - | 291 | 122 |
| Jumlah/ Total | | | 953 | 102 | 5 615 | 3 120 |
| 2008 | | | - | - | 3 442 | 988 |

Sumber: Dinas Pertanian Perkebunan dan Kehutanan Kabupaten Bandung Barat
Source: Office Of Agriculture, Plantations and Forestry of Bandung Barat Regency

Tabel

5.1.34

**Realisasi Tanam, Panen, dan Produksi Nangka/Cempedak
Di Kabupaten Bandung Barat, 2009**

*Realization Plant, Harvest, and Production of Jackfruit
In Bandung Barat Regency, 2009*

Table

| No. | Kode BPS BPS Code | Kecamatan District | Jumlah Tanam Baru Young Crops (Pohon) | Jumlah Tanaman yang Dibongkar Damage Crops (Pohon) | Jumlah Tanaman yang Menghasilkan Produced Crops (Pohon) | Produksi Production (Kw) |
|---------------------|----------------------|-----------------------|---|--|---|--------------------------------|
| (1) | (2) | (3) | (4) | (5) | (6) | (7) |
| 1 | 010 | Rongga | - | - | 3 886 | 1 064 |
| 2 | 020 | Gununghalu | - | - | 21 184 | 21 818 |
| 3 | 030 | Sindangkerta | - | - | - | - |
| 4 | 040 | Cililin | - | - | 1 230 | 349 |
| 5 | 050 | Cihampelas | - | 15 | - | - |
| 6 | 060 | Cipongkor | - | - | 2 900 | 830 |
| 7 | 070 | Batujajar | - | - | 3 000 | 1 390 |
| 8 | 080 | Cipatat | 87 | 192 | 46 375 | 6 495 |
| 9 | 090 | Padalarang | - | 55 | 2 870 | 404 |
| 10 | 100 | Ngamprah | - | - | - | - |
| 11 | 110 | Parongpong | 205 | 116 | 605 | 354 |
| 12 | 120 | Lembang | - | - | - | - |
| 13 | 130 | Cisarua | 450 | - | 3 800 | 1 627 |
| 14 | 140 | Cikalongwetan | - | - | 1 422 | 1 136 |
| 15 | 150 | Cipeundeuy | 1 247 | 428 | 5 844 | 6 018 |
| Jumlah/Total | | | 1 989 | 806 | 93 116 | 41 485 |
| 2008 | | | - | - | 67 199 | 22 107 |

Sumber: Dinas Pertanian Perkebunan dan Kehutanan Kabupaten Bandung Barat

Source: Office Of Agriculture, Plantations and Forestry of Bandung Barat Regency

Tabel

5.1.35

Table

**Realisasi Tanam, Panen, dan Produksi Manggis
Di Kabupaten Bandung Barat, 2009**
*Realization Plant, Harvest, and Production of Manggis
In Bandung Barat Regency, 2009*

| No. | Kode BPS BPS Code | Kecamatan District | Jumlah Tanam Baru Young Crops (Pohon) | Jumlah Tanaman yang Dibongkar Damage Crops (Pohon) | Jumlah Tanaman yang Menghasilkan Produced Crops (Pohon) | Produksi Production (Kw) |
|----------------------|----------------------|-----------------------|--|---|--|-----------------------------|
| (1) | (2) | (3) | (4) | (5) | (6) | (7) |
| 1 | 010 | Rongga | - | - | 55 | 20 |
| 2 | 020 | Gununghalu | - | - | - | - |
| 3 | 030 | Sindangkerta | 300 | 400 | 450 | 49 |
| 4 | 040 | Cililin | - | - | - | - |
| 5 | 050 | Cihampelas | - | - | - | - |
| 6 | 060 | Cipongkor | - | - | - | - |
| 7 | 070 | Batujajar | - | - | - | - |
| 8 | 080 | Cipatat | 11 | 8 | - | - |
| 9 | 090 | Padalarang | - | - | - | - |
| 10 | 100 | Ngamprah | - | - | - | - |
| 11 | 110 | Parongpong | - | - | - | - |
| 12 | 120 | Lembang | - | - | 100 | 80 |
| 13 | 130 | Cisarua | - | - | - | - |
| 14 | 140 | Cikalongwetan | - | - | 7428 | 3221 |
| 15 | 150 | Cipeundeuy | 517 | 48 | 10225 | 12269 |
| Jumlah/ Total | | | 828 | 456 | 18258 | 15639 |
| 2008 | | | - | - | 9 740 | 4 607 |

Sumber: Dinas Pertanian Perkebunan dan Kehutanan Kabupaten Bandung Barat
Source: Office Of Agriculture, Plantations and Forestry of Bandung Barat Regency

Tabel

5.1.36

**Realisasi Tanam, Panen, dan Produksi Nenas
Di Kabupaten Bandung Barat, 2009**
*Realization Plant, Harvest, and Production of Pineapple
In Bandung Barat Regency, 2009*

Table

| No. | Kode BPS BPS Code | Kecamatan District | Jumlah Tanam Baru Young Crops (Pohon) | Jumlah Tanaman yang Dibongkar Damage Crops (Pohon) | Jumlah Tanaman yang Menghasilkan Produced Crops (Pohon) | Produksi Production (Kw) |
|----------------------|----------------------|-----------------------|---|--|---|--------------------------------|
| (1) | (2) | (3) | (4) | (5) | (6) | (7) |
| 1 | 010 | Rongga | 138 | 45 | 4 535 | 108 |
| 2 | 020 | Gununghalu | - | - | - | - |
| 3 | 030 | Sindangkerta | - | - | - | - |
| 4 | 040 | Cililin | - | - | 345 | 15 |
| 5 | 050 | Cihampelas | - | - | - | - |
| 6 | 060 | Cipongkor | - | 4 042 | 15 342 | 349 |
| 7 | 070 | Batujajar | - | 310 | - | - |
| 8 | 080 | Cipatat | 20 | 15 | 300 | 14 |
| 9 | 090 | Padalarang | - | 20 | 600 | 14 |
| 10 | 100 | Ngamprah | - | - | - | - |
| 11 | 110 | Parongpong | - | - | - | - |
| 12 | 120 | Lembang | - | - | 1 380 | 53 |
| 13 | 130 | Cisarua | - | - | - | - |
| 14 | 140 | Cikalongwetan | - | - | 1035 000 | 13 525 |
| 15 | 150 | Cipeundeuy | - | 6 830 | 3 712 | 185 |
| Jumlah/ Total | | | 158 | 11 262 | 1 061 214 | 14 263 |
| 2008 | | | - | - | 1 400 284 | 19 729 |

Sumber: Dinas Pertanian Perkebunan dan Kehutanan Kabupaten Bandung Barat
Source: Office Of Agriculture, Plantations and Forestry of Bandung Barat Regency

Tabel

5.1.37

Table

**Realisasi Tanam, Panen, dan Produksi Salak
Di Kabupaten Bandung Barat, 2009**
*Realization Plant, Harvest, and Production of Zalacca Palm
In Bandung Barat Regency, 2009*

| No. | Kode BPS BPS Code | Kecamatan District | Jumlah Tanam Baru Young Crops (Pohon) | Jumlah Tanaman yang Dibongkar Damage Crops (Pohon) | Jumlah Tanaman yang Menghasilkan Produced Crops (Pohon) | Produksi Production (Kw) |
|---------------------|----------------------|-----------------------|---|--|---|--------------------------------|
| (1) | (2) | (3) | (4) | (5) | (6) | (7) |
| 1 | 010 | Rongga | - | - | 3 000 | 165 |
| 2 | 020 | Gununghalu | - | - | - | - |
| 3 | 030 | Sindangkerta | - | - | - | - |
| 4 | 040 | Cillilin | - | - | 285 | 30 |
| 5 | 050 | Cihampelas | - | - | 26 595 | 1 943 |
| 6 | 060 | Cipongkor | - | - | 425 | 30 |
| 7 | 070 | Batujajar | - | - | 20 000 | 1 400 |
| 8 | 080 | Cipatat | 28 | 26 | 1 441 | 145 |
| 9 | 090 | Padalarang | - | - | - | - |
| 10 | 100 | Ngamprah | - | - | - | - |
| 11 | 110 | Parongpong | - | - | - | - |
| 12 | 120 | Lembang | - | - | - | - |
| 13 | 130 | Cisarua | - | - | - | - |
| 14 | 140 | Cikalongwetan | - | - | - | - |
| 15 | 150 | Cipeundeuy | - | - | - | - |
| Jumla/ Total | | | 28 | 26 | 51 746 | 3 713 |
| 2008 | | | - | - | 69 327 | 1 453 |

Sumber: Dinas Pertanian Perkebunan dan Kehutanan Kabupaten Bandung Barat
Source: Office Of Agriculture, Plantations and Forestry of Bandung Barat Regency

Tabel

5.1.38

**Realisasi Tanam, Panen, dan Produksi Sawo
Di Kabupaten Bandung Barat, 2009**

*Realization Plant, Harvest, and Production of Bearing Tree
In Bandung Barat Regency, 2009*

Table

| No. | Kode BPS BPS Code | Kecamatan District | Jumlah Tanam Baru Young Crops (Pohon) | Jumlah Tanaman yang Dibongkar Damage Crops (Pohon) | Jumlah Tanaman yang Menghasilkan Produced Crops (Pohon) | Produksi Production (Kw) |
|----------------------|----------------------------|-----------------------|--|---|--|--------------------------------|
| (1) | (2) | (3) | (4) | (5) | (6) | (7) |
| 1 | 010 | Rongga | 37 | - | 1 515 | 550 |
| 2 | 020 | Gununghalu | - | - | - | - |
| 3 | 030 | Sindangkerta | - | - | - | - |
| 4 | 040 | Cililin | - | - | 234 | 69 |
| 5 | 050 | Cihampelas | - | - | 265 | 100 |
| 6 | 060 | Cipongkor | - | - | 400 | 68 |
| 7 | 070 | Batujajar | - | - | - | - |
| 8 | 080 | Cipatat | 4 | 10 | 1 567 | 1 305 |
| 9 | 090 | Padalarang | - | - | 80 | 16 |
| 10 | 100 | Ngamprah | 10 | - | - | - |
| 11 | 110 | Parongpong | 3 | 5 | 135 | 54 |
| 12 | 120 | Lembang | - | - | - | - |
| 13 | 130 | Cisarua | - | - | - | - |
| 14 | 140 | Cikalongwetan | - | - | 1 164 | 834 |
| 15 | 150 | Cipeundeuy | 2 871 | - | 21 899 | 12 586 |
| Jumlah/ Total | | | 2 925 | 15 | 27 259 | 15 582 |
| 2008 | | | - | - | 13 742 | 5 415 |

Sumber: Dinas Pertanian Perkebunan dan Kehutanan Kabupaten Bandung Barat

Source: Office Of Agriculture, Plantations and Forestry of Bandung Barat Regency

Tabel

5.1.39

Table

**Realisasi Tanam, Panen, dan Produksi Sirsak
Di Kabupaten Bandung Barat, 2009**
*Realization Plant, Harvest, and Production of Sourshop
In Bandung Barat Regency, 2009*

| No. | Kode BPS BPS Code | Kecamatan District | Jumlah Tanam Baru Young Crops (Pohon) | Jumlah Tanaman yang Dibongkar Damage Crops (Pohon) | Jumlah Tanaman yang Menghasilkan Produced Crops (Pohon) | Produksi Production (Kw) |
|----------------------|----------------------|-----------------------|---|--|---|--------------------------------|
| (1) | (2) | (3) | (4) | (5) | (6) | (7) |
| 1 | 010 | Rongga | - | - | 300 | 43 |
| 2 | 020 | Gununghalu | - | - | - | - |
| 3 | 030 | Sindangkerta | - | - | - | - |
| 4 | 040 | Cililin | - | - | 207 | 17 |
| 5 | 050 | Cihampelas | - | - | - | - |
| 6 | 060 | Cipongkor | - | - | 120 | 25 |
| 7 | 070 | Batujajar | - | - | 2 000 | 300 |
| 8 | 080 | Cipatat | 17 | 60 | 15 652 | 1 588 |
| 9 | 090 | Padalarang | - | 40 | 220 | 15 |
| 10 | 100 | Ngamprah | - | - | - | - |
| 11 | 110 | Parongpong | - | 1 | 65 | 18 |
| 12 | 120 | Lembang | - | - | - | - |
| 13 | 130 | Cisarua | - | - | - | - |
| 14 | 140 | Cikalongwetan | - | - | 1 560 | 460 |
| 15 | 150 | Cipeundeuy | 150 | 1 150 | 14 208 | 3 901 |
| Jumlah/ Total | | | 167 | 1 251 | 34 332 | 6 367 |
| 2008 | | | - | - | 12 876 | 1 657 |

Sumber: Dinas Pertanian Perkebunan dan Kehutanan Kabupaten Bandung Barat
Source: Office Of Agriculture, Plantations and Forestry of Bandung Barat Regency

Tabel
Table 5.1.40

**Realisasi Tanam, Panen, dan Produksi Sukun
Di Kabupaten Bandung Barat, 2009**
*Realization Plant, Harvest, and Production of Breadfruit
In Bandung Barat Regency, 2009*

| No. | Kode BPS BPS Code | Kecamatan District | Jumlah Tanam Baru Young Crops (Pohon) | Jumlah Tanaman yang Dibongkar Damage Crops (Pohon) | Jumlah Tanaman yang Menghasilkan Produced Crops (Pohon) | Produksi Production (Kw) |
|----------------------|----------------------------|-----------------------|--|---|--|--------------------------------|
| (1) | (2) | (3) | (4) | (5) | (6) | (7) |
| 1 | 010 | Rongga | 3 000 | - | 160 | 25 |
| 2 | 020 | Gununghalu | - | - | 294 | 104 |
| 3 | 030 | Sindangkerta | - | - | - | - |
| 4 | 040 | Cililin | - | - | 60 | 13 |
| 5 | 050 | Cihampelas | - | - | - | - |
| 6 | 060 | Cipongkor | - | - | - | - |
| 7 | 070 | Batujajar | - | - | 400 | 100 |
| 8 | 080 | Cipatat | 27 | 42 | 16 243 | 1 950 |
| 9 | 090 | Padalarang | - | - | - | - |
| 10 | 100 | Ngamprah | - | - | - | - |
| 11 | 110 | Parongpong | - | - | - | - |
| 12 | 120 | Lembang | - | - | - | - |
| 13 | 130 | Cisarua | - | - | - | - |
| 14 | 140 | Cikalongwetan | - | - | 3 060 | 938 |
| 15 | 150 | Cipeundeuy | 125 | 120 | 2 040 | 797 |
| Jumlah/ Total | | | 3 152 | 162 | 22 257 | 3 927 |
| 2008 | | | - | - | 13 589 | 2 656 |

Sumber: Dinas Pertanian Perkebunan dan Kehutanan Kabupaten Bandung Barat
Source: Office Of Agriculture, Plantations and Forestry of Bandung Barat Regency

Tabel

5.1.41

**Luas Tanam, Panen, Produksi, dan Rata-Rata Produksi Padi Sawah,
Di Kabupaten Bandung Barat, 2009**

*Area, Harvest Area, Production, and Average Yield of Wetland Paddy,
In Bandung Barat Regency, 2009*

Table

| No. | Bulan Month | Luas Tanam Area (Ha) | Luas Panen Harvested Area (Ha) | Produksi Production (Ton) | Rata-Rata Produksi Average Yield (Kw/Ha) |
|----------------------|-------------------------------|----------------------------|---|---------------------------------|---|
| (1) | (2) | (3) | (4) | (5) | (6) |
| 1 | Januari <i>January</i> | 1 707 | 2 199 | 13 080 | 59,48 |
| 2 | Februari <i>February</i> | 2 438 | 2 118 | 12 731 | 60,11 |
| 3 | Maret <i>March</i> | 2 721 | 5 730 | 34 523 | 60,25 |
| 4 | April <i>April</i> | 3 620 | 3 895 | 23 611 | 60,62 |
| 5 | Mei <i>May</i> | 2 217 | 2 366 | 14 272 | 60,32 |
| 6 | Juni <i>June</i> | 2 920 | 7 399 | 45 615 | 61,65 |
| 7 | Juli <i>July</i> | 1 515 | 2 529 | 15 477 | 61,20 |
| 8 | Agustus <i>August</i> | 593 | 1 995 | 12 044 | 60,37 |
| 9 | September <i>September</i> | 1 519 | 2 539 | 15 633 | 61,57 |
| 10 | Oktober <i>October</i> | 3 218 | 1 888 | 11 913 | 63,10 |
| 11 | Nopember <i>November</i> | 9 016 | 1 698 | 10 850 | 63,90 |
| 12 | Desember <i>December</i> | 4 566 | 1 521 | 9 719 | 63,90 |
| Jumlah/ Total | | 36 050 | 35 877 | 219 468 | 61,37 |
| 2008 | | 751 | 825 | 27 028 | 319,91 |

Sumber: Dinas Pertanian Perkebunan dan Kehutanan Kabupaten Bandung Barat
Source: Office Of Agricultur, Plantations and Forestry of Bandung Barat Regency

Tabel

5.1.42

Table

**Luas Tanam, Panen, Produksi, dan Rata-Rata Produksi Padi Ladang,
Di Kabupaten Bandung Barat, 2009**
*Area, Harvest Area, Production, and Average Yield of Dryland Paddy,
In Bandung Barat Regency, 2009*

| No. | Bulan Month | Luas Tanam Area (Ha) | Luas Panen Harvested Area (Ha) | Produksi Production (Ton) | Rata-Rata Produksi Average Yield (Kw/Ha) |
|----------------------|------------------------|----------------------------|--------------------------------------|---------------------------------|---|
| (1) | (2) | (3) | (4) | (5) | (6) |
| 1 | Januari January | 129 | - | - | - |
| 2 | Februari February | 334 | 657 | 2 387 | 36,33 |
| 3 | Maret March | 121 | 1 697 | 6 180 | 36,42 |
| 4 | April April | 10 | 3 592 | 13 229 | 36,83 |
| 5 | Mei May | 75 | 1 677 | 6 116 | 36,47 |
| 6 | Juni June | - | 122 | 459 | 37,62 |
| 7 | Juli July | - | 75 | 198 | 26,40 |
| 8 | Agustus August | - | 50 | 292 | 58,40 |
| 9 | September September | - | - | - | - |
| 10 | Oktober October | 2 427 | 50 | 195 | 39,00 |
| 11 | Nopember November | 3 832 | - | - | - |
| 12 | Desember December | 309 | 50 | 184 | 36,80 |
| Jumlah/ Total | | 7 237 | 7 970 | 29 241 | 36,69 |
| 2008 | | 92 | 105 | 1 209 | 57,37 |

Sumber: Dinas Pertanian Perkebunan dan Kehutanan Kabupaten Bandung Barat
Source: Office Of Agriculture, Plantations and Forestry of Bandung Barat Regency

Tabel

5.1.43

**Luas Tanam, Panen, Produksi, dan Rata-Rata Produksi Jagung,
Di Kabupaten Bandung Barat, 2009**

*Area, Harvest Area, Production, and Average Yield of Corn,
In Bandung Barat Regency, 2009*

| No. | Bulan Month | Luas Tanam Area (Ha) | Luas Panen Harvested Area (Ha) | Produksi Production (Ton) | Rata-Rata Produksi Average Yield (Kw/Ha) |
|----------------------|-------------------------------|-------------------------------|--------------------------------------|---------------------------------|---|
| (1) | (2) | (3) | (4) | (5) | (6) |
| 1 | Januari <i>January</i> | 680 | 1 194 | 6 486 | 54,32 |
| 2 | Februari <i>February</i> | 775 | 1 097 | 6 051 | 55,16 |
| 3 | Maret <i>March</i> | 1 329 | 1 024 | 5 690 | 55,57 |
| 4 | April <i>April</i> | 583 | 1 456 | 8 226 | 56,50 |
| 5 | Mei <i>May</i> | 328 | 335 | 1 902 | 56,78 |
| 6 | Juni <i>June</i> | 319 | 1 308 | 7 427 | 56,78 |
| 7 | Juli <i>July</i> | 28 | 476 | 2 718 | 57,10 |
| 8 | Agustus <i>August</i> | 6 | 519 | 2 963 | 57,09 |
| 9 | September <i>September</i> | 134 | 136 | 803 | 59,04 |
| 10 | Oktober <i>October</i> | 3 250 | 182 | 1 015 | 58,52 |
| 11 | Nopember <i>November</i> | 2 686 | - | - | - |
| 12 | Desember <i>December</i> | 552 | 236 | 1 411 | 59,79 |
| Jumlah/ Total | | 10 670 | 7 963 | 45 365 | 56,97 |
| 2008 | | 7 455 | 5 929 | 307 953 | 632,70 |

Sumber: Dinas Pertanian Perkebunan dan Kehutanan Kabupaten Bandung Barat
Source: Office Of Agriculture, Plantations and Forestry of Bandung Barat Regency

Tabel
Table

5.1.44

**Luas Tanam, Panen, Produksi, dan Rata-Rata Produksi Ubi Kayu,
Di Kabupaten Bandung Barat, 2009**
*Area, Harvest Area, Production, and Average Yield of Cassava,
In Bandung Barat Regency, 2009*

| No. | Bulan Month | Luas Tanam Area (Ha) | Luas Panen Harvested Area (Ha) | Produksi Production (Ton) | Rata-Rata Produksi Average Yield (Kw/Ha) |
|----------------------|-------------------------------|----------------------------|--------------------------------------|---------------------------------|---|
| (1) | (2) | (3) | (4) | (5) | (6) |
| 1 | Januari <i>January</i> | 340 | 219 | 4 060 | 185,39 |
| 2 | Februari <i>February</i> | 146 | 103 | 1 909 | 185,34 |
| 3 | Maret <i>March</i> | 196 | 434 | 8 405 | 193,66 |
| 4 | April <i>April</i> | 413 | 64 | 1 186 | 185,31 |
| 5 | Mei <i>May</i> | 413 | 299 | 5 570 | 186,29 |
| 6 | Juni <i>June</i> | 183 | 305 | 5 682 | 186,29 |
| 7 | Juli <i>July</i> | 17 | 502 | 9 352 | 186,29 |
| 8 | Agustus <i>August</i> | 251 | 2 033 | 37 875 | 186,30 |
| 9 | September <i>September</i> | 21 | 446 | 6 971 | 156,30 |
| 10 | Oktober <i>October</i> | 1 191 | 258 | 4 783 | 185,39 |
| 11 | Nopember <i>November</i> | 521 | 141 | 2 204 | 156,31 |
| 12 | Desember <i>December</i> | 195 | 125 | 1 954 | 156,32 |
| Jumlah/ Total | | 3 887 | 4 929 | 89 593 | 181,77 |
| 2008 | | 4 697 | 3 053 | 563 000 | 2 213,77 |

Sumber: Dinas Pertanian Perkebunan dan Kehutanan Kabupaten Bandung Barat
Source: Office Of Agriculture, Plantations and Forestry of Bandung Barat Regency

Tabel

5.1.45

**Luas Tanam, Panen, Produksi, dan Rata-Rata Produksi Ubi Jalar,
Di Kabupaten Bandung Barat, 2009**

*Area, Harvest Area, Production, and Average Yield of Sweet Potatoes,
In Bandung Barat Regency, 2009*

Table

| No. | Bulan Month | Luas Tanam Area (Ha) | Luas Panen Harvested Area (Ha) | Produksi Production (Ton) | Rata-Rata Produksi Average Yield (Kw/Ha) |
|----------------------|------------------------|----------------------------|---|---------------------------------|---|
| (1) | (2) | (3) | (4) | (5) | (6) |
| 1 | Januari January | 113 | 69 | 891 | 129,13 |
| 2 | Februari February | 22 | 65 | 840 | 129,23 |
| 3 | Maret March | 63 | 80 | 1 033 | 129,12 |
| 4 | April April | 136 | 104 | 1 343 | 129,13 |
| 5 | Mei May | 267 | 151 | 1 960 | 129,80 |
| 6 | Juni June | 33 | 293 | 3 816 | 130,24 |
| 7 | Juli July | 4 | 15 | 195 | 130,00 |
| 8 | Agustus August | 8 | 126 | 1 641 | 130,24 |
| 9 | September September | 14 | 267 | 3 521 | 131,87 |
| 10 | Oktober October | 199 | 66 | 860 | 130,30 |
| 11 | Nopember November | 367 | 10 | 130 | 130,00 |
| 12 | Desember December | 35 | 11 | 143 | 130,00 |
| Jumlah/ Total | | 1 261 | 1 257 | 16 338 | 129,98 |
| 2008 | | 982 | 809 | 98 590 | 1 482,76 |

Sumber: Dinas Pertanian Perkebunan dan Kehutanan Kabupaten Bandung Barat

Source: Office Of Agriculture, Plantations and Forestry of Bandung Barat Regency

Tabel

5.1.46

**Luas Tanam, Panen, Produksi, dan Rata-Rata Produksi Kacang Kedele,
Di Kabupaten Bandung Barat, 2009**

Table

*Area, Harvest Area, Production, and Average Yield of Soyabean,
In Bandung Barat Regency, 2009*

| No. | Bulan Month | Luas Tanam Area (Ha) | Luas Panen Harvested Area (Ha) | Produksi Production (Ton) | Rata-Rata Produksi Average Yield (Kw/Ha) |
|----------------------|------------------------|-------------------------------|---|---------------------------------|---|
| (1) | (2) | (3) | (4) | (5) | (6) |
| 1 | Januari January | 58 | 190 | 241 | 12,68 |
| 2 | Februari February | 80 | 25 | 33 | 13,20 |
| 3 | Maret March | 48 | 65 | 88 | 13,54 |
| 4 | April April | 11 | 8 | 11 | 13,75 |
| 5 | Mei May | 17 | 82 | 118 | 14,39 |
| 6 | Juni June | 15 | 43 | 61 | 14,19 |
| 7 | Juli July | 49 | 4 | 6 | 15,00 |
| 8 | Agustus August | 73 | 39 | 56 | 14,36 |
| 9 | September September | 19 | 39 | 230 | 58,97 |
| 10 | Oktober October | 609 | 65 | 88 | 13,54 |
| 11 | Nopember November | 441 | - | - | - |
| 12 | Desember December | 98 | 50 | 68 | 13,60 |
| Jumlah/ Total | | 1 518 | 610 | 1 000 | 16,39 |
| 2008 | | 751 | 825 | 27 028 | 319,91 |

Sumber: Dinas Pertanian Perkebunan dan Kehutanan Kabupaten Bandung Barat

Source: Office Of Agriculture, Plantations and Forestry of Bandung Barat Regency

Tabel

5.1.47

**Luas Tanam, Panen, Produksi, dan Rata-Rata Produksi Bawang Merah,
Di Kabupaten Bandung Barat, 2009**

*Area, Harvest Area, Production, and Average Yield of Red Onion,
In Bandung barat Regency, 2009*

Table

| No. | Bulan Month | Luas Tanaman Akhir Bulan Area (Ha) | Luas Panen Habis dibongkar Harvested Area (Ha) | Produksi Habis dibongkar Production (Kw) | Rata-Rata Produksi Average Yield (Kw/Ha) |
|----------------------|------------------------|---|--|--|---|
| (1) | (2) | (3) | (4) | (5) | (6) |
| 1 | Januari January | 1 | - | - | - |
| 2 | Februari February | 1 | 1 | 2 | 2 |
| 3 | Maret March | - | - | - | - |
| 4 | April April | 7 | - | - | - |
| 5 | Mei May | 9 | 1 | 10 | 10 |
| 6 | Juni June | 8 | 2 | 200 | 100 |
| 7 | Juli July | 6 | 4 | 8 | 2 |
| 8 | Agustus August | 2 | 2 | 4 | 2 |
| 9 | September September | - | - | - | - |
| 10 | Oktober October | - | - | - | - |
| 11 | Nopember November | 7 | - | - | - |
| 12 | Desember December | 10 | 2 | 300 | 150 |
| Jumlah/ Total | | 51 | 12 | 524 | 266 |
| 2008 | | 92 | 105 | 1 209 | 57,37 |

Sumber: Dinas Pertanian Perkebunan dan Kehutanan Kabupaten Bandung Barat

Source: Office Of Agriculture, Plantations and Forestry of Bandung Barat Regency

Tabel
Table

5.1.48

**Luas Tanam, Panen, Produksi, dan Rata-Rata Produksi Bawang Putih,
Di Kabupaten Bandung Barat, 2009**
*Area, Harvest Area, Production, and Average Yield of Garlic,
In Bandung Barat Regency, 2009*

| No. | Bulan Month | Luas Tanam Area (Ha) | Luas Panen Harvested Area (Ha) | Produksi Production (Kw) | Rata-Rata Produksi Average Yield (Kw/Ha) |
|----------------------|-------------------------------|-------------------------------|--------------------------------------|--------------------------------|---|
| (1) | (2) | (3) | (4) | (5) | (6) |
| 1 | Januari <i>January</i> | - | - | - | - |
| 2 | Februar <i>February</i> | - | - | - | - |
| 3 | Maret <i>March</i> | - | - | - | - |
| 4 | April <i>April</i> | - | - | - | - |
| 5 | Mei <i>May</i> | - | - | - | - |
| 6 | Juni <i>June</i> | - | - | - | - |
| 7 | Juli <i>July</i> | - | - | - | - |
| 8 | Agustus <i>August</i> | - | - | - | - |
| 9 | September <i>September</i> | - | - | - | - |
| 10 | Oktober <i>October</i> | - | - | - | - |
| 11 | Nopember <i>November</i> | - | - | - | - |
| 12 | Desember <i>December</i> | - | - | - | - |
| Jumlah/ Total | | - | - | - | - |
| 2008 | | 731 | 544 | 8 146 | 167,59 |

Sumber: Dinas Pertanian Perkebunan dan Kehutanan Kabupaten Bandung Barat
Source: Office Of Agriculture, Plantations and Forestry of Bandung Barat Regency

Tabel

5.1.49

**Luas Tanam, Panen, Produksi, dan Rata-Rata Produksi Petsai/Sawi,
Di Kabupaten Bandung Barat, 2009**

*Area, Harvest Area, Production, and Average Yield of Mustard Greens,
In Bandung Barat Regency, 2009*

Table

| No. | Bulan Month | Luas Tanam Area (Ha) | Luas Panen Habis dibongkar Harvested Area (Ha) | Produksi Habis dibongkar Production (Kw) | Rata-Rata Produksi Average Yield (Kw/Ha) |
|---------------------|-------------------------------|-------------------------------|--|--|---|
| (1) | (2) | (3) | (4) | (5) | (6) |
| 1 | Januari <i>January</i> | 84 | 29 | 4 717 | 162,65 |
| 2 | Februari <i>February</i> | 93 | 26 | 3 175 | 122,11 |
| 3 | Maret <i>March</i> | 100 | 36 | 4 797 | 133,25 |
| 4 | April <i>April</i> | 98 | 47 | 8 930 | 190,00 |
| 5 | Mei <i>May</i> | 92 | 28 | 3 836 | 137,00 |
| 6 | Juni <i>June</i> | 99 | 27 | 3 450 | 127,78 |
| 7 | Juli <i>July</i> | 93 | 15 | 2 862 | 190,80 |
| 8 | Agustus <i>August</i> | 100 | 41 | 6 007 | 146,51 |
| 9 | September <i>September</i> | 86 | 41 | 5 053 | 123,24 |
| 10 | Oktober <i>October</i> | 52 | 23 | 4 060 | 176,52 |
| 11 | Nopember <i>November</i> | 112 | 32 | 6 860 | 214,37 |
| 12 | Desember <i>December</i> | 117 | 16 | 2 667 | 166,69 |
| Jumlah/Total | | 1 126 | 361 | 56 414 | 156,27 |
| 2008 | | - | 13 | 1 301 | 100,07 |

Sumber: Dinas Pertanian Perkebunan dan Kehutanan Kabupaten Bandung Barat

Source: Office Of Agriculture, Plantations and Forestry of Bandung Barat Regency

Tabel

5.1.50

**Luas Tanam, Panen, Produksi, dan Rata-Rata Produksi Wortel ,
Di Kabupaten Bandung Barat, 2009**

Table

*Area, Harvest Area, Production, and Average Yield of Carrot,
In Bandung Barat Regency, 2009*

| No. | Bulan Month | Luas Tanam Area (Ha) | Luas Panen Habis dibongkar Harvested Area (Ha) | Produksi Habis dibongkar Production (Kw) | Rata-Rata Produksi Average Yield (Kw/Ha) |
|----------------------|-------------------------------|-------------------------------|--|--|---|
| (1) | (2) | (3) | (4) | (5) | (6) |
| 1 | Januari <i>January</i> | 41 | 9 | 1 342 | 147,11 |
| 2 | Februari <i>February</i> | 48 | 16 | 1 670 | 104,37 |
| 3 | Maret <i>March</i> | 48 | 17 | 2 544 | 149,65 |
| 4 | April <i>April</i> | 63 | 16 | 2 602 | 162,62 |
| 5 | Mei <i>May</i> | 61 | 22 | 4 370 | 198,64 |
| 6 | Juni <i>June</i> | 65 | 17 | 2 720 | 160,00 |
| 7 | Juli <i>July</i> | 60 | 8 | 1 349 | 168,62 |
| 8 | Agustus <i>August</i> | 61 | 26 | 3 549 | 136,50 |
| 9 | September <i>September</i> | 40 | 12 | 2 111 | 175,92 |
| 10 | Oktober <i>October</i> | 35 | 9 | 1 280 | 142,22 |
| 11 | Nopember <i>November</i> | 46 | 5 | 935 | 187,00 |
| 12 | Desember <i>December</i> | 64 | 7 | 1 290 | 184,29 |
| Jumlah/ Total | | 632 | 164 | 25 807 | 149,28 |
| 2008 | | - | - | - | - |

Sumber: Dinas Pertanian Perkebunan dan Kehutanan Kabupaten Bandung Barat
Source: Office Of Agricultur, Plantations and Forestry of Bandung Barat Regency

Tabel

5.1.51

**Luas Tanam, Panen, Produksi, dan Rata-Rata Produksi Bawang Daun,
Di Kabupaten Bandung Barat, 2009**

Table

*Area, Harvest Area, Production, and Average Yield of Scallion,
In Bandung Barat Regency, 2009*

| No. | Bulan Month | Luas Tanam Area (Ha) | Luas Panen Harvested Area (Ha) | Produksi Production (Kw) | Rata-Rata Produksi Average Yield (Kw/Ha) |
|----------------------|------------------------|-------------------------------|--------------------------------------|--------------------------------|---|
| (1) | (2) | (3) | (4) | (5) | (6) |
| 1 | Januari January | 94 | 20 | 2 242 | 112 |
| 2 | Februari February | 105 | 24 | 1 280 | 53 |
| 3 | Maret March | 102 | 24 | 3 077 | 128 |
| 4 | April April | 100 | 24 | 2 938 | 122 |
| 5 | Mei May | 94 | 26 | 3 480 | 134 |
| 6 | Juni June | 87 | 16 | 1 891 | 118 |
| 7 | Juli July | 82 | 20 | 2 154 | 108 |
| 8 | Agustus August | 73 | 15 | 1 834 | 122 |
| 9 | September September | 65 | 13 | 1 707 | 131 |
| 10 | Oktober October | 63 | 12 | 1 642 | 137 |
| 11 | Nopember November | 102 | 10 | 1 271 | 127 |
| 12 | Desember December | 122 | 13 | 1 930 | 148 |
| Jumlah/ Total | | 1 089 | 217 | 25 446 | 1 440 |
| 2008 | | - | 268 | 35 858 | 133,79 |

Sumber: Dinas Pertanian Perkebunan dan Kehutanan Kabupaten Bandung Barat

Source: Office Of Agriculture, Plantations and Forestry of Bandung Barat Regency

Tabel

5.1.52

**Luas Tanam, Panen, Produksi, dan Rata-Rata Produksi Kubis,
Di kabupaten Bandung Barat, 2009**

Table

*Area, Harvest Area, Production, and Average Yield of Cabbage,
In Bandung Barat Regency, 2009*

| No. | Bulan Month | Luas Tanam Area (Ha) | Luas Panen Harvested Area (Ha) | Produksi Production (Kw) | Rata-Rata Produksi Average Yield (Kw/Ha) |
|----------------------|-------------------------------|-------------------------------|---|--------------------------------|---|
| (1) | (2) | (3) | (4) | (5) | (6) |
| 1 | Januari <i>January</i> | 154 | 21 | 3 257 | 155,09 |
| 2 | Februari <i>February</i> | 160 | 28 | 1 453 | 51,89 |
| 3 | Maret <i>March</i> | 157 | 24 | 3 845 | 160,,20 |
| 4 | April <i>April</i> | 152 | 41 | 10 666 | 260,14 |
| 5 | Mei <i>May</i> | 154 | 24 | 4 395 | 183,12 |
| 6 | Juni <i>June</i> | 143 | 18 | 2 748 | 152,67 |
| 7 | Juli <i>July</i> | 134 | 15 | 2 655 | 177,00 |
| 8 | Agustus <i>August</i> | 126 | 39 | 12 453 | 319,31 |
| 9 | September <i>September</i> | 93 | 9 | 1 711 | 190,11 |
| 10 | Oktober <i>October</i> | 88 | 7 | 1 326 | 189,42 |
| 11 | Nopember <i>November</i> | 147 | 6 | 1 156 | 192,67 |
| 12 | Desember <i>December</i> | 162 | 10 | 2 390 | 239,00 |
| Jumlah/ Total | | 1 670 | 242 | 48 055 | 198,57 |
| 2008 | | - | 96 | 16 163 | 168,36 |

Sumber: Dinas Pertanian Perkebunan dan Kehutanan Kabupaten Bandung Barat
Source: Office Of Agricultur, Plantations and Forestry of Bandung Barat Regency

Tabel

5.1.53

**Luas Tanam, Panen, Produksi, dan Rata-Rata Produksi Kentang,
Di Kabupaten Bandung Barat, 2009**

*Area, Harvest Area, Production, and Average Yield of Potatoes,
In Bandung Barat Regency, 2009*

Table

| No | Bulan Month | Luas Tanam Area (Ha) | Luas Panen Habis dibongkar Harvested Area (Ha) | Produksi Habis dibongkar Production (Kw) | Rata-Rata Produksi Average Yield (Kw/Ha) |
|---------------------|-------------------------------|-------------------------------|---|--|---|
| (1) | (2) | (3) | (4) | (5) | (6) |
| 1 | Januari <i>January</i> | 115 | 60 | 16 808 | 280,13 |
| 2 | Februari <i>February</i> | 69 | 29 | 1 940 | 66,90 |
| 3 | Maret <i>March</i> | 55 | 17 | 3 170 | 186,47 |
| 4 | April <i>April</i> | 82 | 16 | 2 845 | 177,81 |
| 5 | Mei <i>May</i> | 93 | 39 | 3 115 | 79,87 |
| 6 | Juni <i>June</i> | 96 | 12 | 1 738 | 144,83 |
| 7 | Juli <i>July</i> | 110 | 21 | 3 969 | 189,00 |
| 8 | Agustus <i>August</i> | 94 | 43 | 3 402 | 79,12 |
| 9 | September <i>September</i> | 80 | 56 | 21 128 | 377,29 |
| 10 | Oktober <i>October</i> | 39 | 5 | 784 | 156,80 |
| 11 | Nopember <i>November</i> | 82 | 14 | 4 762 | 340,14 |
| 12 | Desember <i>December</i> | 101 | 21 | 1 640 | 78,09 |
| Jumlah/Total | | 1 016 | 333 | 65 301 | 196,10 |
| 2008 | | - | 286 | 33 296 | 112,49 |

Sumber: Dinas Pertanian Perkebunan dan Kehutanan Kabupaten Bandung Barat

Source: Office Of Agriculture, Plantations and Forestry of Bandung Barat Regency

Tabel

5.1.54

**Luas Tanam, Panen, Produksi, dan Rata-Rata Produksi Cabe Besar,
Di Kabupaten Bandung Barat, 2009**

*Area, Harvest Area, Production, and Average Yield of Chilli,
In Bandung Barat Regency, 2009*

| No. | Bulan Month | Luas Tanam Area (Ha) | Luas Panen Harvested Area (Ha) | Produksi Production (Kw) | Rata-Rata Produksi Average Yield (Kw/Ha) |
|---------------------|-------------------------------|-------------------------------|--------------------------------------|--------------------------------|---|
| (1) | (2) | (3) | (4) | (5) | (6) |
| 1 | Januari <i>January</i> | 765 | 18 | 1 428 | 79,33 |
| 2 | Februari <i>February</i> | 772 | 120 | 2 526 | 21,05 |
| 3 | Maret <i>March</i> | 678 | 387 | 3 735 | 9,65 |
| 4 | April <i>April</i> | 314 | 35 | 2 857 | 81,63 |
| 5 | Mei <i>May</i> | 342 | 68 | 1 831 | 26,93 |
| 6 | Juni <i>June</i> | 320 | 14 | 950 | 67,86 |
| 7 | Juli <i>July</i> | 334 | 54 | 4 249 | 78,68 |
| 8 | Agustus <i>August</i> | 326 | 53 | 2 720 | 51,32 |
| 9 | September <i>September</i> | 323 | 46 | 2 626 | 57,09 |
| 10 | Oktober <i>October</i> | 310 | 61 | 3 523 | 57,75 |
| 11 | Nopember <i>November</i> | 436 | 17 | 1 605 | 91,41 |
| 12 | Desember <i>December</i> | 528 | 85 | 7 229 | 85,05 |
| Jumlah/Total | | 5 448 | 958 | 35 279 | 36,83 |
| 2008 | | - | 326 | 42 890 | 131,56 |

Sumber: Dinas Pertanian Perkebunan dan Kehutanan Kabupaten Bandung Barat
Source: Office Of Agricultur, Plantations and Forestry of Bandung Barat Regency

Tabel

5.1.55

**Luas Tanam, Panen, Produksi, dan Rata-Rata Produksi Tomat,
Di Kabupaten Bandung Barat, 2009**

*Area, Harvest Area, Production, and Average Yield of Tomatoes,
In Bandung Barat Regency, 2009*

| No. | Bulan Month | Luas Tanam Area (Ha) | Luas Panen Habis dibongkar Harvested Area (Ha) | Produksi Habis dibongkar Production (Kw) | Rata-Rata Produksi Average Yield (Kw/Ha) |
|----------------------|-------------------------------|----------------------------|---|---|---|
| (1) | (2) | (3) | (4) | (5) | (6) |
| 1 | Januari <i>January</i> | 387 | 52 | 4 980 | 95,77 |
| 2 | Februari <i>February</i> | 390 | 29 | 983 | 33,90 |
| 3 | Maret <i>March</i> | 397 | 29 | 4 125 | 142,24 |
| 4 | April <i>April</i> | 426 | 71 | 9 805 | 138,10 |
| 5 | Mei <i>May</i> | 423 | 76 | 5 455 | 71,78 |
| 6 | Juni <i>June</i> | 407 | 38 | 3 607 | 94,92 |
| 7 | Juli <i>July</i> | 408 | 26 | 3 014 | 115,92 |
| 8 | Agustus <i>August</i> | 397 | 51 | 3 657 | 71,71 |
| 9 | September <i>September</i> | 364 | 47 | 3 977 | 84,62 |
| 10 | Oktober <i>October</i> | 334 | 46 | 2 353 | 51,15 |
| 11 | Nopember <i>November</i> | 373 | 22 | 6 582 | 299,18 |
| 12 | Desember <i>December</i> | 1 901 | 16 | 4 780 | 298,75 |
| Jumlah/ Total | | 6 207 | 503 | 53 246 | 106,00 |
| 2008 | | - | 255 | 34 008 | 133,36 |

Sumber: Dinas Pertanian Perkebunan dan Kehutanan Kabupaten Bandung Barat
Source: Office Of Agriculture, Plantations and Forestry of Bandung Barat Regency

Tabel

5.1.56

Table

**Luas Tanam, Panen, dan Produksi Jahe
Di Kabupaten Bandung Barat, 2009**
*Area, Harvested Area, and Production Ginger
In Bandung Barat Regency, 2009*

| No. | Kode BPS Code | Kecamatan District | Tanaman Baru New Crops (m ²) | Luas Panen Harvested Area (m ²) | Produksi Production (Kg) |
|----------------------|---------------------|-----------------------|--|---|--------------------------------|
| (1) | (2) | (3) | (4) | (5) | (6) |
| 1 | 010 | Rongga | 40 000 | 125 000 | 60 800 |
| 2 | 020 | Gununghalu | 20 000 | 205 000 | 205 000 |
| 3 | 030 | Sindangkerta | 59 970 | 50 000 | 40 000 |
| 4 | 040 | Cililin | 100 | - | - |
| 5 | 050 | Cihampelas | - | - | - |
| 6 | 060 | Cipongkor | 29 990 | 10 000 | 40 000 |
| 7 | 070 | Batujajar | 10 000 | 20 000 | 39 000 |
| 8 | 080 | Cipatat | 80 000 | 68 000 | 408 000 |
| 9 | 090 | Padalarang | 8 000 | 10 000 | 13 000 |
| 10 | 100 | Ngamprah | 8 800 | 6 500 | 1 560 |
| 11 | 110 | Parongpong | 1 061 | 1 004 | 1 229 |
| 12 | 120 | Lembang | 2 650 | 2 650 | 636 |
| 13 | 130 | Cisarua | - | - | - |
| 14 | 140 | Cikalongwetan | 70 000 | 40 000 | 56 000 |
| 15 | 150 | Cipeundeuy | 1 325 | 5 925 | 5 300 |
| Jumlah/ Total | | | 331 896 | 544 079 | 870 525 |
| 2008 | | | - | 533 824 | 358 814 |

Sumber: Dinas Pertanian Perkebunan dan Kehutanan Kabupaten Bandung Barat
Source: Office Of Agricultur, Plantations and Forestry of Bandung Barat Regency

Tabel

5.1.57

**Luas Tanam, Panen, dan Produksi Lengkas
Di Kabupaten Bandung Barat, 2009**
*Area, Harvested Area, and Production Alpine
In Bandung Barat Regency, 2009*

Table

| No. | Kode BPS BPS Code | Kecamatan District | Tanaman Muda Young Crops (m2) | Luas Panen Harvested Area (m2) | Produksi Production (Kg) |
|----------------------|----------------------------|-----------------------|-------------------------------------|--------------------------------------|--------------------------------|
| (1) | (2) | (3) | (4) | (5) | (6) |
| 1 | 010 | Rongga | 2 210 | 1 800 | 1 900 |
| 2 | 020 | Gununghalu | 3 000 | 2 000 | 10 000 |
| 3 | 030 | Sindangkerta | 59 975 | 25 000 | 16 000 |
| 4 | 040 | Cililin | - | - | - |
| 5 | 050 | Cihampelas | - | - | - |
| 6 | 060 | Cipongkor | - | - | - |
| 7 | 070 | Batujajar | - | 10 000 | 14 000 |
| 8 | 080 | Cipatat | 50 000 | 42 000 | 222 800 |
| 9 | 090 | Padalarang | 3 000 | 750 | 650 |
| 10 | 100 | Ngamprah | 11 500 | 7 000 | 2 520 |
| 11 | 110 | Parongpong | 476 | 446 | 892 |
| 12 | 120 | Lembang | 2 050 | 1 550 | 558 |
| 13 | 130 | Cisarua | - | - | - |
| 14 | 140 | Cikalongwetan | 50 000 | 62 000 | 174 000 |
| 15 | 150 | Cipeundeuy | 3 600 | 9 090 | 61 461 |
| Jumlah/ Total | | | 185 811 | 161 636 | 504 781 |
| 2008 | | | - | 173 321 | 209 824 |

Sumber: Dinas Pertanian Perkebunan dan Kehutanan Kabupaten Bandung Barat
Source: Office Of Agriculture, Plantations and Forestry of Bandung Barat Regency

Tabel

5.1.58

**Luas Tanam, Panen, dan Produksi Kencur
Di Kabupaten Bandung Barat, 2009**
*Area, Harvested Area, and Production Galanga
In Bandung Barat Regency, 2009*

Table

| No. | Kode BPS BPS Code | Kecamatan District | Tanaman Muda Young Crops (m ²) | Luas Panen Harvested Area (m ²) | Produksi Production (Kg) |
|----------------------|-------------------------|-----------------------|---|---|--------------------------------|
| (1) | (2) | (3) | (4) | (5) | (6) |
| 1 | 010 | Rongga | 3 000 | - | - |
| 2 | 020 | Gununghalu | 1 500 | 900 | 1 200 |
| 3 | 030 | Sindangkerta | - | - | - |
| 4 | 040 | Cililin | - | - | - |
| 5 | 050 | Cihampelas | - | - | - |
| 6 | 060 | Cipongkor | - | - | - |
| 7 | 070 | Batuajar | - | 10 000 | 4 000 |
| 8 | 080 | Cipatat | - | 2 800 | 6 464 |
| 9 | 090 | Padalarang | 3 700 | 120 | 60 |
| 10 | 100 | Ngamprah | 5 000 | 5 000 | 1 700 |
| 11 | 110 | Parongpong | - | 399 | 201 |
| 12 | 120 | Lembang | - | - | - |
| 13 | 130 | Cisarua | - | - | - |
| 14 | 140 | Cikalongwetan | 10 000 | 6 500 | 2 600 |
| 15 | 150 | Cipeundeuy | 4 970 | 15 410 | 51 409 |
| Jumlah/ Total | | | 28 170 | 41 129 | 67 634 |
| 2008 | | | - | 9 556 | 32 973 |

Sumber: Dinas Pertanian Perkebunan dan Kehutanan Kabupaten Bandung Barat
Source: Office Of Agriculture, Plantations and Forestry of Bandung Barat Regency

Tabel
Table 5.1.59

**Luas Tanam, Panen, dan Produksi Kunyit
Di Kabupaten Bandung Barat, 2009**
*Area, Harvested Area, and Production Saffron
In Bandung Barat Regency, 2009*

| No. | Kode BPS BPS Code | Kecamatan District | Tanaman Muda Young Crops (m ²) | Luas Panen Harvested Area (m ²) | Produksi Production (Kg) |
|----------------------|----------------------------|-----------------------|--|---|--------------------------------|
| (1) | (2) | (3) | (4) | (5) | (6) |
| 1 | 010 | Rongga | 117 000 | 45 000 | 19 350 |
| 2 | 020 | Gununghalu | 72 000 | 60 000 | 70 000 |
| 3 | 030 | Sindangkerta | 139 920 | 60 000 | 42 900 |
| 4 | 040 | Cililin | - | - | - |
| 5 | 050 | Cihampelas | - | - | - |
| 6 | 060 | Cipongkor | 10 000 | - | - |
| 7 | 070 | Batujajar | 15 000 | - | - |
| 8 | 080 | Cipatat | 150 000 | 120 000 | 229 700 |
| 9 | 090 | Padalarang | 28 500 | 15 000 | 22 000 |
| 10 | 100 | Ngamprah | 7 500 | 7 500 | 3 225 |
| 11 | 110 | Parongpong | 447 | 391 | 245 |
| 12 | 120 | Lembang | 3 050 | 3 050 | 1 312 |
| 13 | 130 | Cisarua | - | - | - |
| 14 | 140 | Cikalongwetan | 10 000 | 13 000 | 51 040 |
| 15 | 150 | Cipeundeuy | 2 529 | 10 483 | 15 371 |
| Jumlah/ Total | | | 555 946 | 334 424 | 455 143 |
| 2008 | | | - | 332 921 | 480 865 |

Sumber: Dinas Pertanian Perkebunan dan Kehutanan Kabupaten Bandung Barat
Source: Office Of Agriculture, Plantations and Forestry of Bandung Barat Regency

Tabel

5.1.60

Table

**Luas Tanam, Panen, dan Produksi Mengkudu
Di Kabupaten Bandung Barat, 2009**
*Area, Harvested Area, and Production Mengkudu
In Bandung Barat Regency, 2009*

| No. | Kode BPS BPS Code | Kecamatan District | Tanaman Muda Young Crops (m ²) | Luas Panen Harvested Area (m ²) | Produksi Production (Kg) |
|---------------------|----------------------|-----------------------|--|---|--------------------------------|
| (1) | (2) | (3) | (4) | (5) | (6) |
| 1 | 010 | Rongga | 14 | - | - |
| 2 | 020 | Gununghalu | 200 | - | - |
| 3 | 030 | Sindangkerta | - | - | - |
| 4 | 040 | Cililin | 35 | - | - |
| 5 | 050 | Cihampelas | - | - | - |
| 6 | 060 | Cipongkor | - | - | - |
| 7 | 070 | Batujajar | - | 10 000 | 12 000 |
| 8 | 080 | Cipatat | - | - | - |
| 9 | 090 | Padalarang | - | - | - |
| 10 | 100 | Ngamprah | - | - | - |
| 11 | 110 | Parongpong | - | - | - |
| 12 | 120 | Lembang | - | - | - |
| 13 | 130 | Cisarua | - | - | - |
| 14 | 140 | Cikalongwetan | 10 000 | 1 170 | 5 700 |
| 15 | 150 | Cipeundeuy | 14 | - | - |
| Jumah/ Total | | | 10 249 | 11 170 | 17 700 |
| 2008 | | | - | 10 031 | 2 008 |

Sumber: Dinas Pertanian Perkebunan dan Kehutanan Kabupaten Bandung Barat
Source: Office Of Agricultur, Plantations and Forestry of Bandung Barat Regency

Tabel

5.1.61

**Luas Tanam, Panen, dan Produksi Temulawak
Di Kabupaten Bandung Barat, 2009**

*Area, Harvested Area, and Production temulawak
In Bandung Barat Regency, 2009*

Table

| No. | Kode BPS BPS Code | Kecamatan District | Tanaman Muda Young Crops (m2) | Luas Panen Harvested Area (m2) | Produksi Production (Kg) |
|---------------------|----------------------------|-----------------------|-------------------------------------|--------------------------------------|--------------------------------|
| (1) | (2) | (3) | (4) | (5) | (6) |
| 1 | 010 | Rongga | - | - | - |
| 2 | 020 | Gununghalu | - | - | - |
| 3 | 030 | Sindangkerta | - | - | - |
| 4 | 040 | Cililin | - | - | - |
| 5 | 050 | Cihampelas | - | - | - |
| 6 | 060 | Cipongkor | - | - | - |
| 7 | 070 | Batujajar | - | 20 000 | 12 400 |
| 8 | 080 | Cipatat | - | - | - |
| 9 | 090 | Padalarang | - | - | - |
| 10 | 100 | Ngamprah | 6 950 | 6 950 | 4 309 |
| 11 | 110 | Parongpong | - | - | - |
| 12 | 120 | Lembang | 30 | - | - |
| 13 | 130 | Cisarua | - | - | - |
| 14 | 140 | Cikalongwetan | - | - | - |
| 15 | 150 | Cipeundeuy | 742 | - | - |
| Jumlah/Total | | | 7 722 | 26 950 | 16 709 |
| 2008 | | | - | 7 152 | 9 180 |

Sumber: Dinas Pertanian Perkebunan dan Kehutanan Kabupaten Bandung Barat

Source: Office Of Agriculture, Plantations and Forestry of Bandung Barat Regency

Tabel

5.1.62

Table

**Luas Tanam, Panen, dan Produksi Temu Ireng
Di Kabupaten Bandung Barat, 2009**
*Area, Harvested Area, and Production Temu Ireng
In Bandung Barat Regency, 2009*

| No. | Kode BPS BPS Code | Kecamatan District | Tanaman Muda Young Crops (m ²) | Luas Panen Harvested Area (m ²) | Produksi Production (Kg) |
|----------------------|----------------------------|-----------------------|--|---|--------------------------------|
| (1) | (2) | (3) | (4) | (5) | (6) |
| 1 | 010 | Rongga | - | - | - |
| 2 | 020 | Gununghalu | - | - | - |
| 3 | 030 | Sindangkerta | - | - | - |
| 4 | 040 | Cililin | - | - | - |
| 5 | 050 | Cihampelas | - | - | - |
| 6 | 060 | Cipongkor | - | - | - |
| 7 | 070 | Batujajar | - | - | - |
| 8 | 080 | Cipatat | - | - | - |
| 9 | 090 | Padalarang | - | - | - |
| 10 | 100 | Ngamprah | - | - | - |
| 11 | 110 | Parongpong | - | - | - |
| 12 | 120 | Lembang | - | - | - |
| 13 | 130 | Cisarua | - | - | - |
| 14 | 140 | Cikalongwetan | - | - | - |
| 15 | 150 | Cipeundeuy | 1 216 | 624 | 2 738 |
| Jumlah/ Total | | | 1 216 | 624 | 2 738 |
| 2008 | | | - | - | - |

Sumber: Dinas Pertanian Perkebunan dan Kehutanan Kabupaten Bandung Barat
Source: Office Of Agricultur, Plantations and Forestry of Bandung Barat Regency

Tabel
Table 5.2.1

**Populasi Ternak Besar Menurut Jenis
di Kabupaten Bandung Barat, 2009**
*Big Livestock of Population In Bandung Barat Regency and
Kind of Livestock (Head), 2009*

| No. | Kode BPS BPS Code | Kecamatan District | Sapi Perah Cattle Cow | | | Sapi Potong Dairy Cow | | |
|----------------------|----------------------------|-----------------------|--------------------------|------------------|-----------------|--------------------------|----------------|-----------------|
| | | | Jantan Male | Betina Female | Jumlah Total | Jantan Female | Betina Male | Jumlah Total |
| (1) | (2) | (3) | (4) | (5) | (6) | (7) | (8) | (9) |
| 1 | 010 | Rongga | - | - | - | - | - | - |
| 2 | 020 | Gununghalu | - | 27 | 27 | - | - | - |
| 3 | 030 | Sindangkerta | - | - | - | 70 | - | 70 |
| 4 | 040 | Cililin | 20 | - | 20 | - | - | - |
| 5 | 050 | Cihampelas | 18 | - | 18 | 154 | - | 154 |
| 6 | 060 | Cipongkor | - | - | - | - | - | - |
| 7 | 070 | Batujajar | - | 30 | 30 | - | - | - |
| 8 | 080 | Cipatat | 15 | - | 15 | - | - | - |
| 9 | 090 | Padalarang | - | - | - | 19 | - | 19 |
| 10 | 100 | Ngamprah | 87 | 26 | 113 | 26 | - | 26 |
| 11 | 110 | Parongpong | 53 | - | 53 | 132 | 4 978 | 5 110 |
| 12 | 120 | Lembang | 1 066 | 16 500 | 17 566 | 473 | - | 473 |
| 13 | 130 | Cisarua | 784 | 5 895 | 6 679 | 21 | - | 21 |
| 14 | 140 | Cikalongwetan | - | 144 | 144 | 5 856 | 1 200 | 7 056 |
| 15 | 150 | Cipeundeuy | - | 20 | 20 | - | - | - |
| Jumlah/ Total | | | 3 422 | 27 456 | 29 878 | 6 536 | 6 178 | 12 714 |
| 2008 | | | 2 059 | 27 233 | 29 292 | 5 641 | 923 | 6 564 |

Sumber: Dinas Peternakan dan Perikanan Kabupaten Bandung Barat
Source: Office of Livestock and Fishery of Bandung Barat Regency

Tabel 5.2.1 Lanjutan
Table 5.2.1 Continued

| No. | Kode BPS BPS Code | Kecamatan District | Kerbau Buffalo | | | Kuda Horse | | |
|---------------------|----------------------------|-----------------------|-------------------|------------------|-----------------|----------------|------------------|-----------------|
| | | | Jantan Male | Betina Female | Jumlah Total | Jantan Male | Betina Female | Jumlah Total |
| (1) | (2) | (3) | (10) | (11) | (12) | (13) | (14) | (15) |
| 1 | 010 | Rongga | 124 | 751 | 875 | - | - | - |
| 2 | 020 | Gununghalu | 116 | 197 | 313 | - | - | - |
| 3 | 030 | Sindangkerta | 13 | 109 | 122 | 7 | - | 7 |
| 4 | 040 | Cililin | 19 | 155 | 174 | 42 | 25 | 67 |
| 5 | 050 | Cihampelas | 149 | 165 | 314 | 162 | 72 | 234 |
| 6 | 060 | Cipongkor | 20 | 90 | 110 | - | - | - |
| 7 | 070 | Batujajar | 37 | 103 | 140 | 158 | 170 | 328 |
| 8 | 080 | Cipatat | 63 | 69 | 132 | 35 | 18 | 53 |
| 9 | 090 | Padalarang | 37 | 93 | 130 | 210 | 311 | 551 |
| 10 | 100 | Ngamprah | 25 | 59 | 84 | 89 | 69 | 158 |
| 11 | 110 | Parongpong | 124 | 169 | 293 | 468 | 8 | 476 |
| 12 | 120 | Lembang | - | - | - | 249 | 218 | 467 |
| 13 | 130 | Cisarua | 24 | 12 | 36 | 143 | 155 | 298 |
| 14 | 140 | Cikalongwetan | 118 | 144 | 262 | 86 | 79 | 165 |
| 15 | 150 | Cipeundeuy | 114 | 199 | 313 | 234 | 247 | 481 |
| Jumlah/Total | | | 983 | 2 315 | 3 298 | 3 298 | 1 883 | 5 181 |
| 2008 | | | 938 | 2 196 | 3 134 | 1 826 | 1 354 | 3 180 |

Sumber: Dinas Peternakan dan Perikanan Kabupaten Bandung Barat
 Source: Office of Livestock and Fishery of Bandung Barat Regency

Tabel 5.2.1 Lanjutan
Table 5.2.1 Continued

| No. | Kode BPS BPS Code | Kecamatan District | Domba Sheep | | | Kambing Goat | | |
|---------------------|----------------------------|-----------------------|------------------|----------------|-----------------|-----------------|------------------|-----------------|
| | | | Jantan Female | Betina Male | Jumlah Total | Jantan Male | Betina Female | Jumlah Total |
| (1) | (2) | (3) | (16) | (17) | (18) | (19) | (20) | (21) |
| 1 | 010 | Rongga | 27 930 | 38 895 | 66 825 | 1 921 | 3 678 | 5 599 |
| 2 | 020 | Gununghalu | 22 540 | 28 456 | 50 996 | 1 208 | 3 981 | 5 189 |
| 3 | 030 | Sindangkerta | 5 100 | 8 901 | 14 001 | 1 173 | 2 113 | 3 286 |
| 4 | 040 | Cililin | 6 450 | 8 823 | 15 273 | 2 181 | 4 538 | 6 719 |
| 5 | 050 | Cihampelas | 6 765 | 8 907 | 15 672 | 1 100 | 2 727 | 3 827 |
| 6 | 060 | Cipongkor | 10 410 | 12 875 | 23 285 | 2 535 | 4 120 | 6 655 |
| 7 | 070 | Batujajar | 7 280 | 12 773 | 20 053 | 1 083 | 3 051 | 4 134 |
| 8 | 080 | Cipatat | 12 715 | 17 006 | 29 721 | 678 | 701 | 1 379 |
| 9 | 090 | Padalarang | 12 525 | 23 649 | 36 174 | 1 719 | 3 814 | 5 533 |
| 10 | 100 | Ngamprah | 1 910 | 1 920 | 3 830 | 127 | 281 | 408 |
| 11 | 110 | Parongpong | 1 950 | 2 757 | 4 707 | 27 | 143 | 170 |
| 12 | 120 | Lembang | 4 260 | 7 048 | 11 308 | 151 | 178 | 329 |
| 13 | 130 | Cisarua | 3 740 | 5 890 | 9 630 | 132 | 294 | 426 |
| 14 | 140 | Cikalongwetan | 6 834 | 11 477 | 18 311 | 2 107 | 4 529 | 6 636 |
| 15 | 150 | Cipeundeuy | 8 375 | 10 135 | 18 510 | 1 112 | 3 262 | 4 374 |
| Jumlah/Total | | | 138 784 | 199 512 | 338 296 | 17 254 | 37 410 | 54 664 |
| 2008 | | | - | - | 333 078 | - | - | 38 020 |

Sumber: Dinas Peternakan dan Perikanan Kabupaten Bandung Barat
 Source: Office of Livestock and Fishery of Bandung Barat Regency

Tabel

5.2.2

Table

**Populasi Ternak Kecil Menurut Jenis
di Kabupaten Bandung Barat, 2009**
*Population of Small Cattle by Kind of Livestock and District (Head),
In Bandung Barat Regency, 2009*

| No. | Kode BPS BPS Code | Kecamatan District | Ayam Buras Local Hen | Ayam Petelur Layer | Ayam Pedaging Broiler | Itik Duck |
|----------------------|----------------------------|-----------------------|-------------------------|--------------------------|-----------------------------|----------------|
| (1) | (2) | (3) | (4) | (5) | (6) | (7) |
| 1 | 010 | Rongga | 91 423 | - | 90 000 | 5 383 |
| 2 | 020 | Gununghalu | 149 826 | - | 252 000 | 9 189 |
| 3 | 030 | Sindangkerta | 68 927 | - | 102 000 | 5 771 |
| 4 | 040 | Cililin | 52 150 | 13 000 | 276 000 | 9 901 |
| 5 | 050 | Cihampelas | 123 853 | 40 000 | 252 000 | 13 546 |
| 6 | 060 | Cipongkor | 45 572 | - | 423 000 | 6 420 |
| 7 | 070 | Batujajar | 110 017 | - | 279 000 | 8 770 |
| 8 | 080 | Cipatat | 110 625 | - | 153 000 | 9 253 |
| 9 | 090 | Padalarang | 35 666 | - | 534 000 | 2 531 |
| 10 | 100 | Ngamprah | 348 387 | - | 402 000 | 16 066 |
| 11 | 110 | Parongpong | 142 751 | - | 276 000 | 2 527 |
| 12 | 120 | Lembang | 152 713 | - | 141 000 | 7 371 |
| 13 | 130 | Cisarua | 60 642 | 45 000 | 105 000 | 2 784 |
| 14 | 140 | Cikalongwetan | 97 568 | 1 800 | 210 000 | 15 745 |
| 15 | 150 | Cipeundeuy | 135 700 | 116 000 | 291 000 | 9 060 |
| Jumlah/ Total | | | 1 725 820 | 215 800 | 3 786 000 | 124 317 |
| 2008 | | | 1 640 478 | 98 000 | 541 000 | 263 371 |

Sumber: Dinas Peternakan dan Perikanan Kabupaten Bandung Barat
Source: Office of Livestock and Fishery of Bandung Barat Regency

Tabel

5.2.3

**Produksi Daging, Telur, dan Susu
di Kabupaten Bandung Barat, 2009**
*Production of Meats, Milk and Eggs by Kind and District,
In Bandung Barat Regency, 2009*

Table

| No. | Kode BPS BPS Code | Kecamatan District | Daging Meats (Kg) | Susu Milk (Kg) | Telur Egg (Kg) |
|----------------------|----------------------------|-----------------------|-------------------------|----------------------|----------------------|
| (1) | (2) | (3) | (4) | (5) | (6) |
| 1 | 010 | Rongga | 300 | - | 80 246 |
| 2 | 020 | Gununghalu | - | 27 520 | 131 444 |
| 3 | 030 | Sindangkerta | 11 110 | - | 67 601 |
| 4 | 040 | Cililin | 2 250 | - | 189 350 |
| 5 | 050 | Cihampelas | 3 150 | 307 720 | 162 479 |
| 6 | 060 | Cipongkor | 450 | - | 232 742 |
| 7 | 070 | Batujajar | 900 | 50 806 | 132 049 |
| 8 | 080 | Cipatat | 600 | 29 637 | 510 403 |
| 9 | 090 | Padalarang | 3 450 | - | 33 990 |
| 10 | 100 | Ngamprah | 4 650 | 175 720 | 54 722 |
| 11 | 110 | Parongpong | 8 100 | 10 507 381 | 82 558 |
| 12 | 120 | Lembang | 74 700 | 36 834 814 | 127 902 |
| 13 | 130 | Cisarua | 3 450 | 13 339 120 | 45 714 |
| 14 | 140 | Cikalongwetan | 1 058 400 | 288 801 | 521 800 |
| 15 | 150 | Cipeundeuy | 1 350 | 40 221 | 493 693 |
| Jumlah/ Total | | | 1 172 860 | 62 011 741 | 2 866 639 |
| 2008 | | | 10 060 156 | 62 001 741 | 2 866 639 |

Sumber: Dinas Peternakan dan Perikanan Kabupaten Bandung Barat
Source: Office of Livestock and Fishery of Bandung Barat Regency

Tabel

5.3.1

Potensi Perikanan Di Kabupaten Bandung Barat Tahun 2009

Table

| No. | Kode BPS BPS Code | Kecamatan District | Pembenhian | | | | | |
|---------------------|----------------------|-----------------------|-------------|-------------|-----------------|------------|-------------|------------------|
| | | | Sasaran | | | Realisasi | | |
| | | | Luas (Ha) | RTP (Orang) | Sasaran (Ribek) | Luas (Ha) | RTP (Orang) | Sasaran (Ribek) |
| (1) | (2) | (3) | (4) | (5) | (6) | (7) | (8) | (9) |
| 1 | 010 | Rongga | 1,5 | 10 | 29 503 | 15 | 10 | 29 884 |
| 2 | 020 | Gununghalu | 2,0 | 10 | 39 338 | 2 | 10 | 39 793 |
| 3 | 030 | Sindangkerta | 0,6 | 3 | 9 834 | 06 | 3 | 9 948 |
| 4 | 040 | Cililin | - | - | - | - | - | - |
| 5 | 050 | Cihampelas | - | - | - | - | - | - |
| 6 | 060 | Cipongkor | 3,0 | 30 | 59 007 | 3 | 30 | 59 689 |
| 7 | 070 | Batujajar | - | - | - | - | - | - |
| 8 | 080 | Cipatat | 7,0 | 55 | 137 683 | 7 | 55 | 139 274 |
| 9 | 090 | Padalarang | 4,5 | 58 | 88 510 | 45 | 58 | 89 533 |
| 10 | 100 | Ngamprah | 0,5 | 14 | 9 834 | 05 | 14 | 9 948 |
| 11 | 110 | Parongpong | - | - | - | - | - | - |
| 12 | 120 | Lembang | - | - | - | - | - | - |
| 13 | 130 | Cisarua | - | - | - | - | - | - |
| 14 | 140 | Cikalongwetan | 9,5 | 33 | 186 854 | 95 | 33 | 189 015 |
| 15 | 150 | Cipeundeuy | 22,0 | 154 | 432 716 | 22 | 154 | 437 719 |
| Jumlah Total | | | 50,6 | 376 | 993 279 | 505 | 376 | 1 004 763 |
| 2008 | | | 50,6 | 376 | 924 943 | 505 | 376 | 928 298 |

Sumber: Dinas Peternakan dan Perikanan Kabupaten Bandung Barat
 Source: Office of Livestock and Fishery of Bandung Barat Regency

Tabel 5.3.1 Lanjutan
Table 5.3.1 Continued

| No. | Kode BPS BPS Code | Kecamatan District | Kolam Air Tenang | | | | | |
|---------------------|----------------------------|-----------------------|------------------|----------------|-------------------|---------------|----------------|-------------------|
| | | | Sasaran | | | Realisasi | | |
| | | | Luas (Ha) | RTP (Orang) | Produksi (Ton) | Luas (Ha) | RTP (Orang) | Produksi (Ton) |
| (1) | (2) | (3) | (10) | (11) | (12) | (13) | (14) | (15) |
| 1 | 010 | Rongga | 3,5 | 10 | 93 | 3,5 | 10 | 111 |
| 2 | 020 | Gununghalu | 34,9 | 75 | 922 | 34,9 | 75 | 1 108 |
| 3 | 030 | Sindangkerta | 14,27 | 35 | 377 | 14,27 | 35 | 453 |
| 4 | 040 | Cililin | 5,38 | 33 | 142 | 5,38 | 33 | 171 |
| 5 | 050 | Cihampelas | 2,5 | 10 | 66 | 2,5 | 10 | 79 |
| 6 | 060 | Cipongkor | 1,35 | 16 | 36 | 1,35 | 16 | 43 |
| 7 | 070 | Batujajar | 2 | 22 | 53 | 2 | 22 | 64 |
| 8 | 080 | Cipatat | 18,92 | 56 | 500 | 18,92 | 56 | 601 |
| 9 | 090 | Padalarang | 9,24 | 91 | 249 | 9,24 | 91 | 293 |
| 10 | 100 | Ngamprah | 5,5 | 21 | 145 | 5,5 | 21 | 175 |
| 11 | 110 | Parongpong | 0,9 | 10 | 24 | 0,9 | 10 | 29 |
| 12 | 120 | Lembang | 4,2 | 22 | 111 | 4,2 | 22 | 133 |
| 13 | 130 | Cisarua | 3,4 | 43 | 90 | 3,4 | 43 | 108 |
| 14 | 140 | Cikalongwetan | 3,9 | 85 | 1 031 | 3,9 | 85 | 1 239 |
| 15 | 150 | Cipeundeuy | 48,38 | 224 | 1 279 | 48,38 | 224 | 1 537 |
| Jumlah Total | | | 193,44 | 753 | 5 113 | 193,44 | 753 | 6 144 |
| 2008 | | | 193,44 | 753 | 4 473 | 193,44 | 753 | 5 375 |

Sumber: Dinas Peternakan dan Perikanan Kabupaten Bandung Barat
 Source: Office of Livestock and Fishery of Bandung Barat Regency

Tabel 5.3.1 Lanjutan
Table 5.3.1 Continued

| No. | Kode BPS BPS Code | Kecamatan District | Mina Padi | | | | | |
|---------------------|----------------------------|-----------------------|---------------|----------------|-------------------|---------------|----------------|-------------------|
| | | | Sasaran | | | Realisasi | | |
| | | | Luas (Ha) | RTP (Orang) | Produksi (Ton) | Luas (Ha) | RTP (Orang) | Produksi (Ton) |
| (1) | (2) | (3) | (10) | (11) | (12) | (13) | (14) | (15) |
| 1 | 010 | Rongga | 5,0 | 5 | 73 | 5,0 | 50 | 83 |
| 2 | 020 | Gununghalu | 22,0 | 44 | 322 | 22,0 | 44 | 367 |
| 3 | 030 | Sindangkerta | 12,5 | 31 | 183 | 12,5 | 31 | 209 |
| 4 | 040 | Cililin | 5,5 | 17 | 81 | 5,5 | 17 | 92 |
| 5 | 050 | Cihampelas | - | - | - | - | - | - |
| 6 | 060 | Cipongkor | - | - | - | - | - | - |
| 7 | 070 | Batujajar | - | - | - | - | - | - |
| 8 | 080 | Cipatat | 10,0 | 25 | 147 | 10,0 | 25 | 167 |
| 9 | 090 | Padalarang | - | - | - | - | - | - |
| 10 | 100 | Ngamprah | 9,2 | 30 | 135 | 9,2 | 30 | 154 |
| 11 | 110 | Parongpong | - | - | - | - | - | - |
| 12 | 120 | Lembang | - | - | - | - | - | - |
| 13 | 130 | Cisarua | - | - | - | - | - | - |
| 14 | 140 | Cikalongwetan | 16,7 | 48 | 245 | 16,7 | 48 | 279 |
| 15 | 150 | Cipeundeuy | 50,43 | 248 | 739 | 50,43 | 248 | 742 |
| Jumlah Total | | | 131,33 | 448 | 1 924 | 131,33 | 448 | 2 193 |
| 2008 | | | 131,33 | 448 | 1 605 | 131,33 | 448 | 1 830 |

Sumber: Dinas Peternakan dan Perikanan Kabupaten Bandung Barat
 Source: Office of Livestock and Fishery of Bandung Barat Regency

Tabel 5.3.1 Lanjutan

Table 5.3.1 Continued

| No. | Kode BPS BPS Code | Kecamatan District | Kolam Air Deras | | | | | |
|----------------------|----------------------------|-----------------------|-----------------|----------------|-------------------|--------------|----------------|-------------------|
| | | | Sasaran | | | Realisasi | | |
| | | | Luas (Ha) | RTP (Orang) | Produksi (Ton) | Luas (Ha) | RTP (Orang) | Produksi (Ton) |
| (1) | (2) | (3) | (22) | (23) | (24) | (25) | (26) | (27) |
| 1 | 010 | Rongga | - | - | - | - | - | - |
| 2 | 020 | Gununghalu | - | - | - | - | - | - |
| 3 | 030 | Sindangkerta | - | - | - | - | - | - |
| 4 | 040 | Cililin | - | - | - | - | - | - |
| 5 | 050 | Cihampelas | - | - | - | - | - | - |
| 6 | 060 | Cipongkor | - | - | - | - | - | - |
| 7 | 070 | Batujajar | - | - | - | - | - | - |
| 8 | 080 | Cipatat | - | - | - | - | - | - |
| 9 | 090 | Padalarang | - | - | - | - | - | - |
| 10 | 100 | Ngamprah | - | - | - | - | - | - |
| 11 | 110 | Parongpong | - | - | - | - | - | - |
| 12 | 120 | Lembang | - | - | - | - | - | - |
| 13 | 130 | Cisarua | - | - | - | - | - | - |
| 14 | 140 | Cikalongwetan | - | - | - | - | - | - |
| 15 | 150 | Cipeundeuy | - | - | - | - | - | - |
| Jumlah/ Total | | | - | - | - | - | - | - |
| 2008 | | | - | - | - | - | - | - |

Sumber: Dinas Peternakan dan Perikanan Kabupaten Bandung Barat

Source: Office of Livestock and Fishery of Bandung Barat Regency

Tabel 5.3.1 Lanjutan
Table 5.3.1 Continued

| No. | Kode BPS BPS Code | Kecamatan District | Kolam Jaring Apung | | | | | |
|----------------------|----------------------------|-----------------------|--------------------|----------------|-------------------|--------------|----------------|-------------------|
| | | | Sasaran | | | Realisasi | | |
| | | | Luas (Ha) | RTP (Orang) | Produksi (Ton) | Luas (Ha) | RTP (Orang) | Produksi (Ton) |
| (1) | (2) | (3) | (28) | (29) | (30) | (31) | (32) | (33) |
| 1 | 010 | Rongga | - | - | - | - | - | - |
| 2 | 020 | Gununghalu | - | - | - | - | - | - |
| 3 | 030 | Sindangkerta | - | - | - | - | - | - |
| 4 | 040 | Cililin | 18,1 | 359 | 3 323 | 18,1 | 359 | 3 788 |
| 5 | 050 | Cihampelas | 13 | 241 | 2 385 | 13 | 241 | 2 719 |
| 6 | 060 | Cipongkor | 2 | 32 | 916 | 2 | 32 | 1 044 |
| 7 | 070 | Batujajar | 2,4 | 54 | 1 011 | 2,4 | 54 | 1 153 |
| 8 | 080 | Cipatat | - | - | - | - | - | - |
| 9 | 090 | Padalarang | - | - | - | - | - | - |
| 10 | 100 | Ngamprah | - | - | - | - | - | - |
| 11 | 110 | Parongpong | - | - | - | - | - | - |
| 12 | 120 | Lembang | - | - | - | - | - | - |
| 13 | 130 | Cisarua | - | - | - | - | - | - |
| 14 | 140 | Cikalongwetan | - | - | - | - | - | - |
| 15 | 150 | Cipeundeuy | 85,5 | 958 | 15 689 | 85,5 | 958 | 17 886 |
| Jumlah/ Total | | | 1,5 | 1 644 | 23 324 | 1,5 | 1 644 | 26 590 |
| 2008 | | | 1,5 | 1 644 | 20 827 | 1,5 | 1 644 | 23 743 |

Sumber: Dinas Peternakan dan Perikanan Kabupaten Bandung Barat
 Source: Office of Livestock and Fishery of Bandung Barat Regency

Tabel 5.3.1 Lanjutan
Table 5.3.1 Continued

| No. | Kode BPS BPS Code | Kecamatan District | Perairan Umum/Tangkap | | | | | |
|----------------------|----------------------------|-----------------------|-----------------------|----------------|-------------------|--------------|----------------|-------------------|
| | | | Sasaran | | | Realisasi | | |
| | | | Luas (Ha) | RTP (Orang) | Produksi (Ton) | Luas (Ha) | RTP (Orang) | Produksi (Ton) |
| (1) | (2) | (3) | (34) | (35) | (36) | (37) | (38) | (39) |
| 1 | 010 | Rongga | - | - | - | - | - | - |
| 2 | 020 | Gununghalu | - | - | - | - | - | - |
| 3 | 030 | Sindangkerta | 52 | 1 | 1,10 | 52 | 1 | 1,25 |
| 4 | 040 | Cililin | 2 080 | 54 | 43,99 | 2 080 | 54 | 50,15 |
| 5 | 050 | Cihampelas | 1 560 | 40 | 33 | 1 560 | 40 | 37,61 |
| 6 | 060 | Cipongkor | 624 | 17 | 13,20 | 624 | 17 | 15,05 |
| 7 | 070 | Batujajar | 780 | 20 | 16,5 | 780 | 20 | 18,81 |
| 8 | 080 | Cipatat | - | - | - | - | - | - |
| 9 | 090 | Padalarang | 539 | 14 | 11,40 | 539 | 14 | 13 |
| 10 | 100 | Ngamprah | - | - | - | - | - | - |
| 11 | 110 | Parongpong | - | - | - | - | - | - |
| 12 | 120 | Lembang | - | - | - | - | - | - |
| 13 | 130 | Cisarua | - | - | - | - | - | - |
| 14 | 140 | Cikalongwetan | - | - | - | - | - | - |
| 15 | 150 | Cipeundeuy | 2 500 | 64 | 52,88 | 2 500 | 64 | 60,28 |
| Jumlah/ Total | | | 8 135 | 210 | 172,06 | 8 135 | 210 | 196,15 |
| 2008 | | | 8 135 | 210 | 167,02 | 8 135 | 210 | 168,69 |

Sumber: Dinas Peternakan dan Perikanan Kabupaten Bandung Barat
Source: Office of Livestock and Fishery of Bandung Barat Regency

Tabel 5.4.1 Realisasi Hasil Hutan Menurut KPH Bandung Utara, 2008-2009

| No. | Uraian | Satuan | Target Tahun | | Realisasi Tahun | | Persentase (%) | |
|-----|------------------------|--------|--------------|---------|-----------------|---------|----------------|-----|
| | | | 2008 | 2009 | 2008 | 2009 | 6:04 | 7:5 |
| (1) | (2) | (3) | (4) | (5) | (6) | (7) | (8) | (9) |
| 1 | Getah Pinus | Ha | 746 | 705 | 746 | 705 | 100 | 100 |
| | | Kg | 402 753 | 288 000 | 287 595 | 339 533 | 71 | 118 |
| 2 | Daun Minyak Kayu Putih | M3 | - | - | - | - | - | - |
| | | Kg | - | - | - | - | - | - |
| 3 | Kopal | M3 | - | - | - | - | - | - |
| | | Ton | - | - | - | - | - | - |
| 4 | Telur | Box | - | - | - | - | - | - |
| 5 | Kokon | Kg | - | - | - | - | - | - |
| 6 | Kopi Gld Basah | Kg | - | 2 212 | - | 2 005 | - | 91 |
| | Kopi Ose | Kg | - | - | - | - | - | - |
| 7 | Cengkeh Bunga kering | Kg | - | - | - | - | - | - |
| 8 | Gagang cengkeh kering | Kg | - | - | - | - | - | - |
| 9 | Bambu | Smb | - | - | - | - | - | - |
| | | Btg | - | - | - | - | - | - |
| 10 | Rotan | Kg | - | - | - | - | - | - |
| 11 | Arang | Kg | - | - | - | - | - | - |
| 12 | Kelapa | Btr | - | - | - | - | - | - |
| 13 | Padi | Ton | - | - | - | - | - | - |
| 14 | Madu | Kg | - | - | - | - | - | - |
| 15 | Garam | Kg | - | - | - | - | - | - |
| 16 | Rumput Gajah | Kg | 1 782 | 9 298 | 3 846 | 1 163 | 216 | 13 |
| 17 | Kenanga | Kg | - | - | - | - | - | - |
| 18 | Pucung | Kg | - | - | - | - | - | - |
| 19 | Mete | Kg | - | - | - | - | - | - |
| 20 | Melinjo | Kg | - | - | - | - | - | - |
| 21 | Pakis | Btg | - | - | - | - | - | - |
| 22 | Karet | Kg | - | - | - | - | - | - |
| 23 | Lak Cabang | Kg | - | - | - | - | - | - |
| 24 | Ilang-ilang | Kg | - | - | - | - | - | - |

Sumber: Perum Perhutani KPH Bandung Utara

Tabel 5.4.2 Pengadaan Benih Bibit Menurut KPH Bandung Utara, 2009

| No. | Uraian | Target | | Realisasi | | Persentase (%) | |
|-------------------------|------------|----------------|----------------|----------------|----------------|----------------|------------|
| | | 2008 | 2009 | 2008 | 2009 | 5:3 | 6:4 |
| (1) | (2) | (3) | (4) | (5) | (6) | (7) | (8) |
| I. Benih (Kg) | | | | | | | |
| 1 | Jati | - | - | - | - | - | - |
| 2 | Pinus | - | - | - | - | - | - |
| 3 | Damar | - | - | - | - | - | - |
| 4 | Mahoni | - | - | - | - | - | - |
| 5 | Sonokeling | - | - | - | - | - | - |
| 6 | Mimbo | - | - | - | - | - | - |
| 7 | Kesambi | - | - | - | - | - | - |
| 8 | Lamtoro | - | - | - | - | - | - |
| 9 | Rimba lain | - | 16 | - | 16 | - | 100 |
| Jumlah | | - | 16 | - | 16 | - | 100 |
| II. Bibit (Btng) | | | | | | | |
| 1 | Jati | - | - | - | - | - | - |
| 2 | Pinus | - | - | - | - | - | - |
| 3 | Damar | - | - | - | - | - | - |
| 4 | Mahoni | - | - | - | - | - | - |
| 5 | Sengon | 7171 | - | 7171 | - | 100 | - |
| 6 | Mimbo | - | - | - | - | - | - |
| 7 | Kesambi | - | - | - | - | - | - |
| 8 | Lamtoro | - | - | - | - | - | - |
| 9 | Rimba lain | 105 406 | 191 698 | 105 406 | 191 698 | 100 | 100 |
| Jumlah | | 112 577 | 191 698 | 112 577 | 191 698 | 100 | 100 |

Sumber: Perum Perhutani KPH Bandung Utara

Source : Perhutani of North Bandung

Tabel 5.4.3 Daftar Persediaan Hasil Hutan Menurut KPH Bandung Utara, 2009

| No. | Uraian | Persediaan | |
|------------------------------|---|------------|------|
| | | 2007 | 2008 |
| (1) | (2) | (3) | (4) |
| I. Kayu Tebangan | | | |
| 1 | Persediaan Kayu Prtk Jati | - | - |
| 2 | Persediaan Kayu Prtk Rimba | - | - |
| 3 | Persediaan Kayu Bakar | - | - |
| | Jumlah Kayu Tebangan | - | - |
| II. Kayu Olahan | | | |
| 1 | Gergajian | - | - |
| 2 | Persediaan kayu gergajian | - | - |
| 3 | Finish Produk | - | - |
| | Persediaan Hasil kayu industri | - | - |
| | Jumlah Kayu Olahan | - | - |
| III. Hasil Hutan Lain | | | |
| 1 | Hasil hutan lain yang diolah | - | - |
| | Persediaan hasil industri non kayu | - | - |
| 2 | Hasil hutan lain yang tidak diolah | - | - |
| | Persediaan hasil industri non kayu | - | - |
| | Jumlah hasil hutan lainnya | - | - |
| | Jumlah seluruhnya | - | - |

Sumber: Perum Perhutani KPH Bandung Utara
 Source : Perhutani of North Bandung

Tabel **Produk Pelayanan Permohonan Penerbitan Sertifikat Tanah**
di Kabupaten Bandung Barat, 2009

Table 5.5.1

| Jenis Hak | Luas (M2) | Jumlah Bidang |
|--|--------------------|---------------|
| (1) | (2) | (3) |
| Hak Milik <i>Property</i> | 1 690 666 763 | 52 528 |
| Hak Guna Usaha <i>Rights Utilize Bisnis</i> | 46 164 478 | 46 |
| Hak Guna Bangunan <i>Rights Utilize Building</i> | 50 827 767 | 21 202 |
| Hak Pakai <i>Right of Property</i> | 7 108 387 | 197 |
| Hak Penggunaan Lahan | 28 308 | 15 |
| Wakaf | 2 090 | 118 |
| Jumlah | 273 197 703 | 74 106 |

Sumber: Badan Pertanahan Nasional Kabupaten Bandung Barat
 Source : *National Land Agency of Kabupaten Bandung Barat*

Tabel

5.5.2

Laporan Pelayanan Pertanahan
di Kabupaten Bandung Barat, 2009

Table

| No | Kegiatan | Sisa Tahun 2008 (Bidang) | Pendaf Taran (Bidang) | Jumlah (Bidang) | Selesai (Bidang) | Sisa (Bidang) |
|-----|---|--------------------------|-----------------------|-----------------|------------------|---------------|
| (1) | (2) | (3) | (4) | (5) | (6) | (7) |
| 1 | Pelayanan Pemeriksaan Pertanahan | 23 | 1 023 | 1 046 | 893 | 153 |
| 2 | Pelayanan Pengukuran & Pemetaan Bidang Tanah | 278 | 8 031 | 8 309 | 8 068 | 241 |
| 3 | Pelayanan Pendaftaran Tanah Pertama Kali | 645 | 827 | 1 472 | 977 | 495 |
| 4 | Pelayanan Pemeliharaan Data Pendaftaran Tanah | 204 | 11 251 | 11 455 | 11 314 | 141 |
| 5 | Pelayanan Informasi Pertanahan | 73 | 8 116 | 8 189 | 8 171 | 18 |
| | Jumlah | 1 223 | 29 248 | 30 471 | 29 423 | 1 048 |

Sumber: Badan Pertanahan Nasional Kabupaten Bandung Barat

Source : National Land Agency of Kabupaten Bandung Barat

<http://bandungbaratkab.bps.go.id>

**Industri, Listrik, dan Air
Minum**
*Manufacturing, Electricity,
and Water Supply*

VI

<http://bandungbaratkab.bps.go.id>

<http://bandungbaratkab.bps.go.id>

**KLASIFIKASI BAKU LAPANGAN USAHA
INDUSTRI (KLUJ)**

15 Industri makanan dan minuman

- 151 Pengolahan dan Pengawetan daging, ikan, buah-buahan, sayuran, minyak dan lemak
- 152 Industri susu dan makan dari susu
- 153 Industri makanan lainnya
- 154 Industri minuman

17 Industri Tekstil

- 171 Industri pemintalan, pertenunan, pengolahan akhir tekstil
- 172 Industri barang jadi tekstil dan permadani
- 173 Industri perajutan

18 Industri pakaian jadi

- 181 Industri pakaian jadi dari tekstil , kecuali pakaian jadi berbulu

19 Industri Kulit Dan Barang Dari Kulit

- 191 Industri kulit dan barang dari kulit (termasuk kulit buatan)
- 192 Industri alas kaki

20 Kayu Dan Barang-Barang Dari Kayu (Tidak Termasuk Furniture), dan Barang-Barang Anyaman

- 201 Industri penggergajian dan pengawetan kayu, rotan, bambu, dan sejenisnya
- 202 Industri barang dari kayu, dan barang anyaman dari rotan, bambu, dan sejenisnya

**INTERNATIONAL STANDARD INDUSTRIAL
CODE CLASSIFICATION OF ALL ACTIVITIES
(ISIC)**

15 Manufacture of Food and Beverage

- 151 Processing and preserving of meat, fruitn vegetables and fat
- 152 Manufacture of powdered, condensed and preserved milk
- 153 Manufacture of of other food
- 154 Manufacture of beverages

17 Manufacture of textile

- 171 Spinning mills, weving and finishing yarn
- 172 Manufacture of carpets and rug
- 173 Knitting Mills

18 Garments

- 181 Manufacture of wearing apparel made of textile

19 Tanneries and leather finishing, product of leather

- 191 Manufacture of products of leather and substitutes
- 192 Manufacture of foot wear

20 Manufacture of wood, product of wood and plaits except furniture

- 201 Sawmills and manufacture of preserved wood, rattan, bamboo and the like
- 202 Manufacture of wood, product of wood and plaits made of rattan, bamboo and the like

| | |
|---|---|
| 21 Industri Kertas dan Barang Dari Kertas | 21 Manufacture of Paper |
| 210 Industri Kertas, barang dari kertas dan sejenisnya | 210 Manufacture of product of Paper and the like |
| 22 Industri Penerbitan, Percetakan, dan Reproduksi Media Rekaman | 22 Printing, Publishing and allied industries |
| 221 Industri Penerbitan | 221 Printing and Publishing |
| 23 Industri Batubara Pengilangan Minyak Bumi dan Gas Bumi, Barang-barang dari Hasil Pengilangan Minyak Bumi dan Bahan Bakar Nuklir | 23 Manufacture of product of coals, petroleum refineries, natural gas and nuclear fuel |
| 232 Industri Pengilangan Minyak Bumi, Pengolahan Gas Bumi dan Industri Barang-barang dari hasil pengilangan minyak bumi | 232 Manufacture of product of coals, petroleum refineries, and natural gas |
| 24 Industri Kimia dan Barang-barang dari bahan kimia | 24 Manufacture of chemical and chemical product |
| 241 Industri bahan kimia dasar | 241 Manufacture of basic chemical |
| 242 Industri barang-barang kimia lainnya | 242 Manufacture of chemical product n.e.c |
| 243 Industri serat buatan | 243 Manufacture of synthetics fiber |
| 25 Industri Karet dan Barang dari karet | 25 Manufacture of rubber and rubber product |
| 251 Industri Karet dan Barang dari karet | 251 Manufacture of rubber and rubber product |
| 252 Industri Barang dari plastic | 252 Manufacture of plastics products |
| 26 Industri barang galian bukan logam | 26 Manufacture of non metallic mineral products |
| 261 Industri gelas dan barang dari gelas | 261 Manufacture of glass products |
| 263 Industri pengolahan barang dari tanah liat | 263 Manufacture of clay products |
| 264 Industri semen, kapur dan gips serta barang-barang dari semen dan kapur | 264 Manufacture of cement, lime, cement products and lime products |
| 265 Industri barang-barang dari batu | 265 Manufacture of stone products |
| 269 Industri barang-barang dari galian bukan logam lainnya | 269 Manufacture of others non mettalics mineral; products |

27 Industri Logam Dasar

- 272 Industri Logam dasar bukan besi
- 273 Industri pengecoran logam

28 Industri Barang dari Logam, kecuali Mesin dan Peralatan

- 281 Industri barang-barang logam siap pasang untuk bangunan; pembuatan tangki dan generator
- 289 Industri barang logam lainnya, dan kegiatan jasa pembuatan barang-barang dari logam.

29 Industri Mesin dan Perlengkapannya

- 291 Industri mesin-mesin umum
- 292 Industri mesin-mesin untuk keperluan khusus

30 Industri Mesin Dan Peralatan Kantor, Akuntansi, dan Pengolahan Data

- 300 Industri mesin dan peralatan kantor, akuntansi, dan pengolahan data.

32 Industri Radio Televisi dan peralatan Komunikasi, Serta Perlengkapannya.

- 322 Industri alat transmisi komunikasi.
- 323 Industri radio, televisi, alat-alat rekaman suara dan gambar, dan sejenisnya.

33 Industri Peralatan Kedokteran, Alat-Alat Ukuran, Peralatan Optik, Jam, dan Lonceng

- 331 Industri peralatan kedokteran, peralatan untuk mengukur, memeriksa, menguji, dan bagian lainnya, kecuali alat-alat optik.

27 Basic Metal Industries

- 272 *Manufacture of non ferrous metal basic Industry*
- 273 *Metal smelting Industry*

28 Manufacture of products of coals, petroleum refineries, natural gas and nuclear fuel

- 281 *Manufacture of fabricated structural metal products*
- 289 *Manufacture of metal, etc.*

29 Manufacture of Machineries and equipments

- 291 *Manufacture of General Machineries*
- 292 *Manufacture of Special Industrial Machineries*

30 Manufacture of Manual office, computing And accounting machineries

- 300 *Manufacture of Manual office, computing and accounting machineries*

32 Manufacture of radio, television, communication equipment and its components

- 322 *Manufacture of transmission and communication equipments*
- 323 *Manufacture of radio, television, Audio and video recorder equipment.*

33 Manufacture of Medical, scientific measuring, Navigation and optical equipment and watch and clock

- 331 *Manufacture of Medical, scientific observing, testing, measuring equipment except optical equipment*

| | | | |
|-----------|---|-----------|---|
| 35 | Industri Alat Angkutan ,Selain Kendaraan Bermotor Roda Empat Atau Lebih. | 35 | <i>Manufacture of transport equipments except motor vehicles.</i> |
| 359 | Industri alat angkut lainnya. | 359 | <i>Manufacture of other transport equipment, etc.</i> |
| 36 | Industri Furnitur dan Industri Pengolahan Lainnya. | 36 | <i>Furniture Industries and other manufacturing industries</i> |
| 360 | Industri Furnitur. | 360 | <i>Furniture Industries</i> |
| 369 | Industri pengolahan perhiasan lainnya. | 369 | <i>Manufacture of adornment and the like.</i> |

<http://bandungbaratkab.bps.go.id>

6.1 PERINDUSTRIAN

Sektor industri adalah merupakan sektor utama dalam perekonomian Kabupaten Bandung Barat. Sektor ini merupakan penyumbang terbesar dalam pembentukan PDRB Kabupaten Bandung Barat.

Tabel 6.1 menyajikan banyaknya industri pengolahan yang dibagi menjadi dua kelompok, yaitu industri besar dan industri sedang. Pada Tahun 2009 jumlah perusahaan di Kabupaten Bandung Barat mencapai 164 perusahaan yang terdiri dari perusahaan industri besar sebanyak 70 perusahaan sedangkan industri sedang sebanyak 94 perusahaan.

6.2 LISTRIK DAN AIR MINUM

Kebutuhan akan energi listrik dewasa ini semakin meningkat karena semakin berkembangnya pembangunan sektor industri pengolahan beberapa tahun terakhir.

Sebagian besar kebutuhan listrik baik industri maupun untuk rumah tangga di Kabupaten Bandung Barat dilayani oleh Perusahaan Umum Listrik Negara dengan pendapatan penjualan listrik PLN tahun 2009 sebesar Rp. 5 144 590 754 058

Kebutuhan air bersih tahun semakin dirasakan oleh masyarakat perkotaan. Hal ini merupakan dampak dari tingginya kepadatan penduduk di daerah perkotaan yang diikuti dengan langkanya sumber air bersih.

6.1 Manufacturing Industries

Manufacturing sector is a leading sector in the Bandung Barat Regency econom. This sector has become the main contributor to Gross Regional Domestic Product (GRDP).

Table 6.1 shows the number of large and medium establishments. In 2009 number of establishments was 164, consist of 70 establishment of large and 94 establishment of medium.

6.2 ELECTRICITY AND WATER SUPPLY

In the last year, needs of electricity increased sharply since development of manufacturing industry sector increased progressively.

In Bandung Barat Regency, the state-owned electricity Company (PLN) supplies most of electricity demand either for manufacturing establishment of for household. Number of sold in 2009 reached 5,144,590,754,058 rupiah.

Necessity of water supply increased in every year, it caused by increasing of population every years, especially in urban society but in otherhand lacks of water sources.

Production of water supply in 2009 reached 3,370,817 m³ and sold production 2,019,054 m³

Produksi air minum atau air bersih tahun 2009 sebesar 3 370 817 m³ dan jumlah air yang terjual sebesar 2 019 054 m³

<http://bandungbaratkab.bps.go.id>

Tabel
6.1.1
Table

**Jumlah Perusahaan Industri Berdasarkan Jenis
di Kabupaten Bandung Barat, 2009**
*Number of Large and Medium Manufacturing Industries
in Bandung Barat Regency, 2009*

| No. | Kode BPS BPS Code | Kecamatan District | Perusahaan Industri Manufacturing Industries | | Jumlah Total |
|---------------------|-------------------------|-----------------------|---|------------------|-----------------|
| | | | Besar Large | Sedang Medium | |
| (1) | (2) | (3) | (4) | (5) | (6) |
| 1 | 010 | Rongga | - | 1 | 1 |
| 2 | 020 | Gununghalu | 1 | - | 1 |
| 3 | 030 | Sindangkerta | - | 2 | 2 |
| 4 | 040 | Cililin | - | - | - |
| 5 | 050 | Cihampelas | - | 7 | 7 |
| 6 | 060 | Cipongkor | - | - | - |
| 7 | 070 | Batujajar | 17 | 15 | 32 |
| 8 | 080 | Cipatat | 3 | 5 | 8 |
| 9 | 090 | Padalarang | 32 | 36 | 68 |
| 10 | 100 | Ngamprah | 10 | 16 | 26 |
| 11 | 110 | Parongpong | - | 1 | 1 |
| 12 | 120 | Lembang | 4 | 9 | 13 |
| 13 | 130 | Cisarua | - | 1 | 1 |
| 14 | 140 | Cikalongwetan | 3 | 2 | 5 |
| 15 | 150 | Cipeundeuy | 1 | - | 1 |
| Jumlah/Total | | | 71 | 95 | 166 |
| 2008 | | | 73 | 106 | 179 |

Sumber: BPS Kabupaten Bandung Barat
Source: BPS-Statistics of Bandung Barat Regency

Tabel

6.1.2

**Jumlah Perusahaan Industri Besar Sedang Berdasarkan KLUI
(Kode Lapangan Usaha Industri)
di Kabupaten Bandung Barat Tahun 2009**

Table

*Number of Large and Medium Manufacturing Industries by Industrial
Code (ISIC) in Bandung Barat Regency, 2009*

| No. | Kode BPS BPS Code | Kecamatan District | Kode Lapangan Usaha Industri (KLUI) Industrial Code (ISIC) | | | | | | | | | | |
|----------------------|-------------------------|-----------------------|---|-----|-----|-----|-----|-----|------|------|------|------|------|
| | | | 151 | 152 | 154 | 155 | 171 | 172 | 173 | 181 | 191 | 192 | 201 |
| (1) | (2) | (3) | (4) | (5) | (6) | (7) | (8) | (9) | (10) | (11) | (12) | (13) | (14) |
| 1 | 010 | Rongga | - | - | - | - | - | - | - | 1 | - | - | - |
| 2 | 020 | Gununghalu | - | - | 1 | - | - | - | - | - | - | - | - |
| 3 | 030 | Sindangkerta | - | - | - | - | - | 2 | - | - | - | - | - |
| 4 | 040 | Cililin | - | - | - | - | - | - | - | - | - | - | - |
| 5 | 050 | Cihampelas | - | - | 1 | - | - | - | 1 | 2 | - | - | - |
| 6 | 060 | Cipongkor | - | - | - | - | - | - | - | - | - | - | - |
| 7 | 070 | Batujajar | - | - | 1 | - | 12 | - | 2 | 3 | - | - | - |
| 8 | 080 | Cipatat | - | - | - | - | - | - | - | - | - | - | - |
| 9 | 090 | Padalarang | - | - | 3 | - | 14 | 1 | 6 | 6 | - | - | - |
| 10 | 100 | Ngamprah | - | 1 | 5 | - | 2 | - | 4 | 3 | 1 | - | - |
| 11 | 110 | Parongpong | - | - | - | - | - | 1 | - | - | - | - | - |
| 12 | 120 | Lembang | - | 1 | - | 1 | - | - | 1 | 3 | - | 1 | - |
| 13 | 130 | Cisarua | - | - | - | - | - | - | - | 1 | - | - | - |
| 14 | 140 | Cikalongwetan | - | - | 4 | - | - | - | - | - | - | - | - |
| 15 | 150 | Cipeundeuy | - | - | - | - | - | - | - | - | - | - | - |
| Jumlah/ Total | | | - | 2 | 15 | 1 | 28 | 4 | 14 | 19 | 1 | 1 | - |
| 2008 | | | - | 2 | 14 | 1 | 29 | 6 | 13 | 18 | 1 | 2 | 2 |

Sumber: BPS Kabupaten Bandung Barat

Source: BPS-Statistics of Bandung Barat Regency

Tabel 6.1.2 Lanjutan
Table 6.1.2 Continued

| No. | Kode BPS BPS Code | Kecamatan District | Kode Lapangan Usaha Industri (KLUI) Industrial Code (ISIC) | | | | | | | | | | |
|---------------------|----------------------|-----------------------|---|----------|----------|----------|----------|----------|----------|----------|-----------|----------|----------|
| | | | 202 | 210 | 221 | 232 | 241 | 242 | 243 | 251 | 252 | 261 | 222 |
| (1) | (2) | (3) | (15) | (16) | (17) | (18) | (19) | (20) | (21) | (22) | (23) | (24) | (25) |
| 1 | 010 | Rongga | - | - | - | - | - | - | - | - | - | - | - |
| 2 | 020 | Gununghalu | - | - | - | - | - | - | - | - | - | - | - |
| 3 | 030 | Sindangkerta | - | - | - | - | - | - | - | - | - | - | - |
| 4 | 040 | Cililin | - | - | - | - | - | - | - | - | - | - | - |
| 5 | 050 | Cihampelas | - | 1 | - | - | - | - | - | - | - | - | - |
| 6 | 060 | Cipongkor | - | - | - | - | - | - | - | - | - | - | - |
| 7 | 070 | Batujajar | - | - | - | - | 2 | 1 | - | - | 2 | - | 1 |
| 8 | 080 | Cipatat | - | - | - | - | - | - | - | 2 | - | - | - |
| 9 | 090 | Padalarang | 1 | 3 | - | 1 | 1 | 4 | 2 | 1 | 6 | 1 | - |
| 10 | 100 | Ngamprah | - | - | 1 | - | - | 3 | - | - | 4 | - | - |
| 11 | 110 | Parongpong | - | - | - | - | - | - | - | - | - | - | - |
| 12 | 120 | Lembang | - | - | - | - | 1 | 1 | - | - | 3 | - | - |
| 13 | 130 | Cisarua | - | - | - | - | - | - | - | - | - | - | - |
| 14 | 140 | Cikalongwetan | - | - | - | - | - | - | - | 1 | - | - | - |
| 15 | 150 | Cipeundeuy | - | - | - | - | - | - | - | 1 | - | - | - |
| Jumlah/Total | | | 1 | 4 | 1 | 1 | 4 | 9 | 2 | 5 | 15 | 1 | 1 |
| 2008 | | | 3 | 1 | 1 | 1 | 4 | 9 | 2 | 6 | 17 | 1 | 1 |

Sumber: BPS Kabupaten Bandung Barat
 Source: BPS-Statistics of Bandung Barat Regency

Tabel 6.1.2 Lanjutan
Table 6.1.2 Continued

| No. | Kode BPS BPS Code | Kecamatan District | Kode Lapangan Usaha Industri (KLUI) Industrial Code (ISIC) | | | | | | | | | | |
|----------------------|----------------------|-----------------------|---|-----------|------|------|----------|------|----------|----------|----------|----------|----------|
| | | | 264 | 265 | 269 | 272 | 273 | 281 | 289 | 291 | 292 | 313 | 321 |
| (1) | (2) | (3) | (26) | (27) | (28) | (29) | (30) | (31) | (32) | (33) | (34) | (35) | (36) |
| 1 | 010 | Rongga | - | - | - | - | - | - | - | - | - | - | - |
| 2 | 020 | Gununghalu | - | - | - | - | - | - | - | - | - | - | - |
| 3 | 030 | Sindangkerta | - | - | - | - | - | - | - | - | - | - | - |
| 4 | 040 | Cililin | - | - | - | - | - | - | - | - | - | - | - |
| 5 | 050 | Cihampelas | - | - | - | - | - | - | - | - | - | - | - |
| 6 | 060 | Cipongkor | - | - | - | - | - | - | - | - | - | - | - |
| 7 | 070 | Batujajar | 4 | 3 | - | - | - | - | 1 | - | - | - | - |
| 8 | 080 | Cipatat | 2 | 3 | - | - | - | - | 1 | - | - | - | - |
| 9 | 090 | Padalarang | 3 | 7 | - | - | - | - | 3 | 1 | - | 1 | 1 |
| 10 | 100 | Ngamprah | - | - | - | - | - | - | - | 1 | - | - | - |
| 11 | 110 | Parongpong | - | - | - | - | - | - | - | - | - | - | - |
| 12 | 120 | Lembang | - | - | - | - | - | - | - | - | - | - | - |
| 13 | 130 | Cisarua | - | - | - | - | - | - | - | - | - | - | - |
| 14 | 140 | Cikalongwetan | - | - | - | - | - | - | - | - | - | - | - |
| 15 | 150 | Cipeundeuy | - | - | - | - | - | - | - | - | - | - | - |
| Jumlah/ Total | | | 9 | 13 | - | - | - | - | 5 | 2 | - | 1 | 1 |
| - 2008 | | | 14 | 17 | - | - | 1 | - | 7 | 2 | 2 | - | - |

Sumber: BPS Kabupaten Bandung Barat
 Source: BPS-Statistics of Bandung Barat Regency

Tabel 6.1.2 Lanjutan
Table 6.1.2 Continued

| No. | Kode BPS BPS Code | Kecamatan District | Kode Lapangan Usaha Industri (KLUI) Industrial Code (ISIC) | | | | | | Jumlah Total |
|----------------------|----------------------------|-----------------------|---|------|----------|------|----------|----------|-----------------|
| | | | 322 | 323 | 331 | 359 | 361 | 369 | |
| (1) | (2) | (3) | (37) | (38) | (39) | (40) | (41) | (42) | (42) |
| 1 | 010 | Rongga | - | - | - | - | - | - | 1 |
| 2 | 020 | Gununghalu | - | - | - | - | - | - | 1 |
| 3 | 030 | Sindangkerta | - | - | - | - | - | - | 2 |
| 4 | 040 | Cililin | - | - | - | - | - | - | - |
| 5 | 050 | Cihampelas | - | - | - | - | - | 2 | 7 |
| 6 | 060 | Cipongkor | - | - | - | - | - | - | - |
| 7 | 070 | Batujajar | - | - | - | - | - | - | 32 |
| 8 | 080 | Cipatat | - | - | - | - | - | - | 8 |
| 9 | 090 | Padalarang | - | - | 1 | - | 1 | 1 | 68 |
| 10 | 100 | Ngamprah | - | - | - | - | - | 1 | 26 |
| 11 | 110 | Parongpong | - | - | - | - | - | - | 1 |
| 12 | 120 | Lembang | - | - | - | - | - | 1 | 13 |
| 13 | 130 | Cisarua | - | - | - | - | - | - | 1 |
| 14 | 140 | Cikalongwetan | - | - | - | - | - | - | 5 |
| 15 | 150 | Cipeundeuy | - | - | - | - | - | - | 1 |
| Jumlah/ Total | | | - | - | 1 | - | 1 | 5 | 166 |
| 2008 | | | - | - | 1 | - | 3 | 5 | 179 |

Sumber: BPS Kabupaten Bandung Barat
 Source: BPS-Statistics of Bandung Barat Regency

Tabel 6.1.3 Jumlah Tenaga Kerja Perusahaan Industri Besar dan Sedang Berdasarkan KLUI (Kode Lapangan Usaha Industri) di Kabupaten Bandung Barat, 2009
Table Number of person engaged in Large and Medium Manufacturing Industries by Industrial Code (ISIC) in Bandung Barat Regency, 2009

| No. | Kode BPS BPS Code | Kecamatan District | Kode Lapangan Usaha Industri (KLUI) Industrial Code (ISIC) | | | | | | | |
|----------------------|-------------------------|-----------------------|---|--------------|--------------|-----------|--------------|------------|--------------|--------------|
| | | | 151 | 152 | 154 | 155 | 171 | 172 | 173 | 181 |
| (1) | (2) | (3) | (4) | (5) | (6) | (7) | (8) | (9) | (10) | (11) |
| 1 | 010 | Rongga | - | - | - | - | - | - | - | 37 |
| 2 | 020 | Gununghalu | - | - | 163 | - | - | - | - | - |
| 3 | 030 | Sindangkerta | - | - | - | - | - | 100 | - | - |
| 4 | 040 | Cililin | - | - | - | - | - | - | - | - |
| 5 | 050 | Cihampelas | - | - | 20 | - | - | - | 20 | 57 |
| 6 | 060 | Cipongkor | - | - | - | - | - | - | - | - |
| 7 | 070 | Batujajar | - | - | 395 | - | 3 230 | - | 21 | 1 168 |
| 8 | 080 | Cipatat | - | - | - | - | - | - | - | - |
| 9 | 090 | Padalarang | - | - | 1 121 | - | 2 311 | 140 | 1 515 | 1 366 |
| 10 | 100 | Ngamprah | - | 1 095 | 193 | - | 900 | - | 398 | 388 |
| 11 | 110 | Parongpong | - | - | - | - | - | 60 | - | - |
| 12 | 120 | Lembang | - | 313 | - | 80 | - | - | 168 | 71 |
| 13 | 130 | Cisarua | - | - | - | - | - | - | - | 32 |
| 14 | 140 | Cikalongwetan | - | - | 1 855 | - | - | - | - | - |
| 15 | 150 | Cipeundeuy | - | - | - | - | - | - | - | - |
| Jumlah/ Total | | | - | 1 408 | 3 747 | 80 | 6 441 | 300 | 2 122 | 3 119 |
| 2008 | | | - | 1 366 | 3 866 | 40 | 6 146 | 545 | 2 343 | 2 433 |

Sumber: BPS Kabupaten Bandung Barat
 Source: BPS-Statistics of Bandung Barat Regency

Tabel 6.1.3 Lanjutan
Table 6.1.3 Continued

| No. | Kode BPS BPS Code | Kecamatan District | Kode Lapangan Usaha Industri (KLUI) Industrial Code (ISIC) | | | | | | | | |
|---------------------|----------------------|-----------------------|---|-----------|-----------|-----------|------------|------------|------------|------------|-----------|
| | | | 191 | 192 | 201 | 202 | 210 | 221 | 232 | 241 | 222 |
| (1) | (2) | (3) | (12) | (13) | (14) | (15) | (16) | (17) | (18) | (19) | (20) |
| 1 | 010 | Rongga | - | - | - | - | - | - | - | - | - |
| 2 | 020 | Gununghalu | - | - | - | - | - | - | - | - | - |
| 3 | 030 | Sindangkerta | - | - | - | - | - | - | - | - | - |
| 4 | 040 | Cililin | - | - | - | - | - | - | - | - | - |
| 5 | 050 | Cihampelas | - | - | - | - | 35 | - | - | - | - |
| 6 | 060 | Cipongkor | - | - | - | - | - | - | - | - | - |
| 7 | 070 | Batujajar | - | - | - | - | - | - | - | 217 | 38 |
| 8 | 080 | Cipatat | - | - | - | - | - | - | - | - | - |
| 9 | 090 | Padalarang | - | - | - | 20 | 532 | - | 65 | 46 | - |
| 10 | 100 | Ngamprah | 90 | - | - | - | - | 147 | - | - | - |
| 11 | 110 | Parongpong | - | - | - | - | - | - | - | - | - |
| 12 | 120 | Lembang | - | 42 | - | - | - | - | - | 35 | - |
| 13 | 130 | Cisarua | - | - | - | - | - | - | - | - | - |
| 14 | 140 | Cikalongwetan | - | - | - | - | - | - | - | - | - |
| 15 | 150 | Cipeundeuy | - | - | - | - | - | - | - | - | - |
| Jumlah/Total | | | 90 | 42 | - | 20 | 567 | 147 | 65 | 298 | 38 |
| 2008 | | | - | - | 28 | 78 | 52 | 680 | 121 | 298 | 38 |

Sumber: BPS Kabupaten Bandung Barat
 Source: BPS-Statistics of Bandung Barat Regency

Tabel 6.1.3 Lanjutan
Table 6.1.3 Continued

| No. | Kode BPS BPS Code | Kecamatan District | Kode Lapangan Usaha Industri (KLUI) Industrial Code (ISIC) | | | | | | | |
|---------------------|----------------------------|-----------------------|---|------------|--------------|--------------|------------|-----------|------------|--------------|
| | | | 242 | 243 | 251 | 252 | 261 | 263 | 264 | 265 |
| (1) | (2) | (3) | (21) | (22) | (23) | (24) | (25) | (26) | (27) | (28) |
| 1 | 010 | Rongga | - | - | - | - | - | - | - | - |
| 2 | 020 | Gununghalu | - | - | - | - | - | - | - | - |
| 3 | 030 | Sindangkerta | - | - | - | - | - | - | - | - |
| 4 | 040 | Cililin | - | - | - | - | - | - | - | - |
| 5 | 050 | Cihampelas | - | - | - | - | - | - | - | - |
| 6 | 060 | Cipongkor | - | - | - | - | - | - | - | - |
| 7 | 070 | Batujajar | 281 | - | - | 224 | - | - | 710 | 129 |
| 8 | 080 | Cipatat | - | - | 790 | - | - | - | 158 | 315 |
| 9 | 090 | Padalarang | 1 437 | 160 | 23 | 906 | 172 | - | 78 | 876 |
| 10 | 100 | Ngamprah | 1 148 | - | - | 814 | - | - | - | - |
| 11 | 110 | Parongpong | - | - | - | - | - | - | - | - |
| 12 | 120 | Lembang | 577 | - | - | 232 | - | - | - | - |
| 13 | 130 | Cisarua | - | - | - | - | - | - | - | - |
| 14 | 140 | Cikalongwetan | - | - | 44 | - | - | - | - | - |
| 15 | 150 | Cipeundeuy | - | - | 964 | - | - | - | - | - |
| Jumlah/Total | | | 3 443 | 160 | 1 821 | 2 176 | 172 | - | 946 | 1 320 |
| 2008 | | | 3 250 | 156 | 2 647 | 2 046 | 172 | 26 | 902 | 1 368 |

Sumber: BPS Kabupaten Bandung Barat
 Source: BPS-Statistics of Bandung Barat Regency

Tabel 6.1.3 Lanjutan
Table 6.1.3 Continued

| No. | Kode BPS BPS Code | Kecamatan District | Kode Lapangan Usaha Industri (KLUI) Industrial Code (ISIC) | | | | | | | | | |
|----------------------|----------------------------|-----------------------|---|------|-----------|------|------------|-----------|------------|------|------|-----------|
| | | | 269 | 272 | 273 | 281 | 289 | 291 | 292 | 300 | 313 | 321 |
| (1) | (2) | (3) | (29) | (30) | (31) | (32) | (33) | (34) | (35) | (36) | (37) | (38) |
| 1 | 010 | Rongga | - | - | - | - | - | - | - | - | - | - |
| 2 | 020 | Gununghalu | - | - | - | - | - | - | - | - | - | - |
| 3 | 030 | Sindangkerta | - | - | - | - | - | - | - | - | - | - |
| 4 | 040 | Cililin | - | - | - | - | - | - | - | - | - | - |
| 5 | 050 | Cihampelas | - | - | - | - | - | - | - | - | - | - |
| 6 | 060 | Cipongkor | - | - | - | - | - | - | - | - | - | - |
| 7 | 070 | Batujajar | - | - | - | - | 107 | - | - | - | - | - |
| 8 | 080 | Cipatat | - | - | - | - | 67 | - | - | - | - | - |
| 9 | 090 | Padalarang | - | - | - | - | 734 | 43 | - | - | - | 90 |
| 10 | 100 | Ngamprah | - | - | - | - | 21 | - | - | - | - | - |
| 11 | 110 | Parongpong | - | - | - | - | - | - | - | - | - | - |
| 12 | 120 | Lembang | - | - | - | - | - | - | - | - | - | - |
| 13 | 130 | Cisarua | - | - | - | - | - | - | - | - | - | - |
| 14 | 140 | Cikalongwetan | - | - | - | - | - | - | - | - | - | - |
| 15 | 150 | Cipeundeuy | - | - | - | - | - | - | - | - | - | - |
| Jumlah/ Total | | | - | - | - | - | 929 | 43 | - | - | - | 90 |
| 2008 | | | - | - | 27 | - | 946 | 70 | 111 | - | - | - |

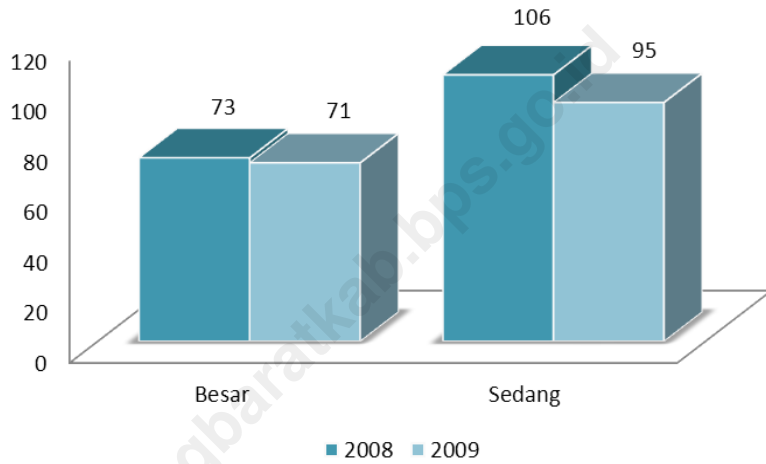
Sumber: BPS Kabupaten Bandung Barat
 Source: BPS-Statistics of Bandung Barat Regency

Tabel 6.1.3 Lanjutan
Table 6.1.3 Continued

| No. | Kode BPS BPS Code | Kecamatan District | Kode Lapangan Usaha Industri (KLUI) Industrial Code (ISIC) | | | | | | Jumlah Total |
|----------------------|----------------------------|-----------------------|---|------|-----------|------|-----------|------------|-----------------|
| | | | 322 | 323 | 331 | 359 | 361 | 369 | |
| (1) | (2) | (3) | (39) | (40) | (41) | (42) | (42) | (43) | (44) |
| 1 | 010 | Rongga | - | - | - | - | - | - | 37 |
| 2 | 020 | Gununghalu | - | - | - | - | - | - | 163 |
| 3 | 030 | Sindangkerta | - | - | - | - | - | - | 100 |
| 4 | 040 | Cililin | - | - | - | - | - | - | - |
| 5 | 050 | Cihampelas | - | - | - | - | - | 40 | 172 |
| 6 | 060 | Cipongkor | - | - | - | - | - | - | - |
| 7 | 070 | Batujajar | - | - | - | - | - | - | 6 520 |
| 8 | 080 | Cipatat | - | - | - | - | - | - | 1 330 |
| 9 | 090 | Padalarang | - | - | 32 | - | 23 | 440 | 12 130 |
| 10 | 100 | Ngamprah | - | - | - | - | - | 37 | 5 231 |
| 11 | 110 | Parongpong | - | - | - | - | - | - | 60 |
| 12 | 120 | Lembang | - | - | - | - | - | 20 | 1 538 |
| 13 | 130 | Cisarua | - | - | - | - | - | - | 32 |
| 14 | 140 | Cikalongwetan | - | - | - | - | - | - | 1 899 |
| 15 | 150 | Cipeundeuy | - | - | - | - | - | - | 964 |
| Jumlah/ Total | | | - | - | 32 | - | 23 | 537 | 30 176 |
| 2008 | | | - | - | 32 | - | 55 | 489 | 30 465 |

Sumber: BPS Kabupaten Bandung Barat
 Source: BPS-Statistics of Bandung Barat Regency

Gambar 6.1. Jumlah Perusahaan Industri Besar dan Sedang di Kabupaten Bandung Barat, 2009
 Figure 6.1 Number of Large and Medium Manufacturing Industries in Bandung Barat Regency, 2009



Tabel 6.2.1

**Pendapatan Penjualan Listrik PLN Menurut
UPJ (Unit Pelayanan Jaringan) dan Bulan Tarif
di Kabupaten Bandung Barat, 2009
(Rp)**

| No. | Bulan Month | Unit Pelayanan Jaringan | | |
|---------------------|----------------|--------------------------|------------------------|------------------------|
| | | Padalarang | Lembang | Rajamandala |
| (1) | (2) | (3) | (4) | (5) |
| 1 | Januari | 376 335 347 617 | 75 726 131 220 | 39 196 023 301 |
| 2 | Februari | 60 239 829 089 | 12 372 788 644 | 5 316 421 684 |
| 3 | Maret | 80 735 920 315 | 18 447 545 645 | 8 008 969 391 |
| 4 | April | 120 672 788 461 | 24 523 499 218 | 10 723 559 882 |
| 5 | Mei | 151 818 373 944 | 30 785 557 479 | 13 411 571 923 |
| 6 | Juni | 184 772 071 621 | 37 026 829 495 | 16 171 125 770 |
| 7 | Juli | 218 169 940 650 | 43 496 373 511 | 18 951 238 497 |
| 8 | Agustus | 32 830 358 107 | 6 458 002 160 | 4 041 209 375 |
| 9 | September | 32 580 597 253 | 56 391 587 429 | 27 122 203 916 |
| 10 | Oktober | 310 702 756 695 | 62 874 107 495 | 30 967 214 888 |
| 11 | November | 344 108 360 774 | 69 240 464 405 | 35 140 148 731 |
| 12 | Desember | 30 012 530 325 | 6 123 327 997 | 2 611 341 636 |
| Jumlah/Total | | 1 942 978 874 851 | 443 466 214 698 | 211 661 028 994 |

Sumber: PT. PLN Distribusi Jawa Barat Cabang Bandung

Source: State Electrical Company Jawa Barat Distribution of Bandung

Catatan : Pendapatan UPJ Prima termasuk dari luar Kab. Bandung Barat

Tabel 6.2.1 Lanjutan
Table 6.2.1 Continued

| No. | Bulan Month | Unit Pelayanan Jaringan | | Jumlah Total (Rp) |
|---------------------|----------------|-------------------------|--------------------------|--------------------------|
| | | Cililin | Prima | |
| (1) | (2) | (6) | (7) | (8) |
| 1 | Januari | 34 779 315 835 | 399 943 392 864 | 925 980 210 837 |
| 2 | Februari | 5 608 848 498 | 64 140 814 106 | 147 678 702 021 |
| 3 | Maret | 8 222 008 226 | 95 350 934 806 | 210 765 378 383 |
| 4 | April | 11 056 092 208 | 129 084 086 716 | 296 060 026 485 |
| 5 | Mei | 13 944 788 892 | 162 307 357 567 | 372 267 649 805 |
| 6 | Juni | 16 942 181 766 | 197 766 117 184 | 452 678 325 836 |
| 7 | Juli | 19 885 198 807 | 233 749 609 456 | 534 252 360 921 |
| 8 | Agustus | 2 994 004 078 | 36 290 370 790 | 82 613 994 510 |
| 9 | September | 25 863 808 993 | 305 342 457 817 | 447 300 655 408 |
| 10 | Oktober | 28 883 551 817 | 321 356 206 227 | 754 783 837 122 |
| 11 | November | 31 874 440 437 | 366 296 994 626 | 846 660 408 973 |
| 12 | Desember | 2 807 079 472 | 31 994 974 327 | 73 549 253 757 |
| Jumlah/Total | | 202 861 319 029 | 2 343 623 316 486 | 5 144 590 754 058 |

Sumber: PT. PLN Distribusi Jawa Barat Cabang Bandung

Source: State Electrical Company Jawa Barat Distribution of Bandung

Catatan : Pendapatan UPJ Prima termasuk dari luar Kab. Bandung Barat

Tabel 6.3.1 Produksi, Distribusi, Terjual, Pendapatan dan Tarif Rata-rata Air PDAM Kabupaten Bandung Barat Tahun 2009
Production, Distribution, Sold, Leaks, Income and Average Cost by Region Waters Company and Distribution Cities Services 2009

| No. | Kecamatan Pelayanan | Data | | | | | |
|---------------------|---------------------|------------------|------------------|------------------|---------------|---------------------|-----------------------------|
| | | Produksi (m3) | Distribusi (m3) | Terjual (m3) | Kebocoran (%) | Pendapatan (000 Rp) | Tarif Rata-rata Per m3 (Rp) |
| (1) | (2) | (3) | (4) | (5) | (6) | (7) | (8) |
| 1 | Rongga | - | - | - | - | - | - |
| 2 | Gununghalu | - | - | - | - | - | - |
| 3 | Sindangkerta | - | - | - | - | - | - |
| 4 | Cililin | 265 968 | 239 148 | 190 402 | 20,38 | 572 104 | 3 005 |
| 5 | Cihampelas | - | - | - | - | - | - |
| 6 | Cipongkor | - | - | - | - | - | - |
| 7 | Batujajar | 553 558 | 528 829 | 478 236 | 9,57 | 984 219 | 2 058 |
| 8 | Cipatat | - | - | - | - | - | - |
| 9 | Padalarang | 574 148 | 550 558 | 339 248 | 38,38 | 1 167 645 | 3 442 |
| 10 | Ngamprah | - | - | - | - | - | - |
| 11 | Parongpong | - | - | - | - | - | - |
| 12 | Lembang | 900 544 | 863 667 | 446 812 | 48,27 | 1 678 592 | 3 757 |
| 13 | Cisarua | 981 789 | 889 373 | 503 302 | 43,41 | 1 808 789 | 3 594 |
| 14 | Cikalongwetan | 94 810 | 90 676 | 61 054 | 32,67 | 199 547 | 3 268 |
| 15 | Cipeundeuy | - | - | - | - | - | - |
| Jumlah/Total | | 3 370 817 | 3 162 251 | 2 019 054 | 32,11 | 6 410 896 | 19 124 |
| 2008 | | 3 316 857 | 3 258 008 | 2 041 235 | 34,96 | 5 303 548 | 2 577 |

Perdagangan
Trade

VII

<http://bandungbaratkab.bps.go.id>

<http://bandungbaratkab.bps.go.id>

7.1. PERDAGANGAN

Kegiatan perdagangan merupakan usaha jasa yang menghubungkan antara produsen dan konsumen. Keuntungan kegiatan perdagangan ini selain dapat memindahkan barang dari sesuatu tempat ke tempat yang lain juga dapat mengangkat barang ke tempat yang mempunyai nilai ekonomi yang lebih tinggi.

7.1. TRADE

Trade activity is service establishment which is linked between producers and consumer, in economic theory has a function as time and place utility. The advantages of trade activity are not only to move goods from ones place to other places, but also lift goods from unutilized places to other places that has more values.

<http://bandungbaratkab.bps.go.id>

<http://bandungbaratkab.bps.go.id>

Tabel 7.1.1 Rekapitulasi Penerbitan Perijinan Perdagangan (SITU, SIUP, TDP, dan Gudang) Kabupaten Bandung Barat, 2009
 Table Rekapitulation of Trade Liscence Publishing and Kind (SITU, SIUP, TDP, and Houseware) West Bandung Regency, 2009

| No. | Kode BPS BPS Code | Kecamatan District | SITU Situ Papers | | | | | |
|----------------------|----------------------|-----------------------|--|------------|------------|--------------------|-----|------------|
| | | | Golongan Usaha Baru New Trade Group | | | Golongan Usaha HER | | |
| | | | 2 | 3 | 4 | 2 | 3 | 4 |
| (1) | (2) | (3) | (4) | (5) | (6) | (7) | (8) | (9) |
| 1 | 010 | Rongga | - | - | 5 | - | - | 1 |
| 2 | 020 | Gununghalu | - | - | 13 | - | - | 8 |
| 3 | 030 | Sindangkerta | - | - | 11 | - | - | 4 |
| 4 | 040 | Cililin | - | - | 16 | - | - | 13 |
| 5 | 050 | Cihampelas | - | - | 15 | - | - | 3 |
| 6 | 060 | Cipongkor | - | - | 7 | - | - | 1 |
| 7 | 070 | Batujajar | - | - | 28 | - | - | 16 |
| 8 | 080 | Cipatat | - | - | 26 | - | - | 16 |
| 9 | 090 | Padalarang | - | - | 76 | - | - | 41 |
| 10 | 100 | Ngamprah | - | - | 116 | - | - | 21 |
| 11 | 110 | Parongpong | - | - | 60 | - | - | 21 |
| 12 | 120 | Lembang | - | - | 65 | - | - | 27 |
| 13 | 130 | Cisarua | - | - | 20 | - | - | 15 |
| 14 | 140 | Cikalongwetan | - | - | 22 | - | - | 14 |
| 15 | 150 | Cipeundeuy | - | - | 19 | - | - | 19 |
| Jumlah/ Total | | | - | - | 499 | - | - | 220 |
| 2008 | | | - | 170 | 353 | - | - | 167 |

Sumber: Dinas Perindustrian Perdagangan Koperasi & Koperasi Unit Menengah Kecil & Makro
 Source: Office of Trading and Manufacturing of Bandung Barat Regency

Tabel 7.1.1 Lanjutan
Tabel 7.1.1 Continued

| No. | Kode BPS BPS Code | Kecamatan District | SIUP <i>Siup Papers</i> | | | | | |
|---------------------|----------------------------|-----------------------|----------------------------|-----------|-----------|------------|-----------|-----------|
| | | | Baru New | | | HER | | |
| | | | PK | PM | PB | PK | PM | PB |
| (1) | (2) | (3) | (4) | (5) | (6) | (7) | (8) | (9) |
| 1 | 010 | Rongga | 5 | - | - | 1 | - | - |
| 2 | 020 | Gununghalu | 21 | - | - | 5 | - | - |
| 3 | 030 | Sindangkerta | 14 | - | - | 4 | - | - |
| 4 | 040 | Cililin | 18 | 1 | 1 | 12 | - | - |
| 5 | 050 | Cihampelas | 18 | - | 2 | 2 | - | 1 |
| 6 | 060 | Cipongkor | 7 | - | - | 1 | - | - |
| 7 | 070 | Batujajar | 35 | 1 | 3 | 12 | 3 | 5 |
| 8 | 080 | Cipatat | 24 | 4 | 3 | 17 | 2 | 2 |
| 9 | 090 | Padalarang | 23 | - | 4 | 34 | 5 | 11 |
| 10 | 100 | Ngamprah | 126 | 20 | 2 | 19 | 1 | 3 |
| 11 | 110 | Parongpong | 56 | 5 | 3 | 12 | 3 | - |
| 12 | 120 | Lembang | 80 | 10 | 7 | 16 | 2 | - |
| 13 | 130 | Cisarua | 20 | 6 | 1 | 11 | 2 | - |
| 14 | 140 | Cikalongwetan | 28 | 2 | - | 7 | 1 | 2 |
| 15 | 150 | Cipeundeuy | 24 | 1 | - | 8 | - | - |
| Jumlah/Total | | | 499 | 50 | 26 | 161 | 19 | 24 |
| 2008 | | | 549 | 99 | 42 | 166 | 10 | 17 |

Sumber: Dinas Perindustrian Perdagangan Koperasi & Koperasi Unit Menengah Kecil & Makro
 Kabupaten Bandung Barat

Source: Office of Trading and Manufacturing of Bandung Barat Regency

Tabel 7.1.1 Lanjutan
Tabel 7.1.1 Continued

| No. | Kode BPS BPS Code | Kecamatan District | TDP TDP Papers | | | | | |
|---------------------|----------------------------|-----------------------|-------------------|------------|-----------|------------|----------|----------|
| | | | BARU New | | | | | |
| | | | PT | CV | KOP | PO | BUL | PMA |
| (1) | (2) | (3) | (4) | (5) | (6) | (7) | (8) | (9) |
| 1 | 010 | Rongga | - | 7 | - | 6 | - | - |
| 2 | 020 | Gununghalu | - | 3 | 2 | 11 | - | - |
| 3 | 030 | Sindangkerta | - | 6 | 1 | 13 | - | - |
| 4 | 040 | Cililin | 3 | 13 | - | 20 | - | - |
| 5 | 050 | Cihampelas | 3 | 9 | - | 13 | - | - |
| 6 | 060 | Cipongkor | - | 1 | - | 6 | - | - |
| 7 | 070 | Batujajar | 7 | 17 | 4 | 26 | - | - |
| 8 | 080 | Cipatat | 6 | 13 | 1 | 25 | - | - |
| 9 | 090 | Padalarang | 40 | 40 | 3 | 70 | - | 7 |
| 10 | 100 | Ngamprah | 17 | 73 | 6 | 71 | - | 1 |
| 11 | 110 | Parongpong | 15 | 36 | - | 25 | - | - |
| 12 | 120 | Lembang | 17 | 36 | 3 | 52 | - | 1 |
| 13 | 130 | Cisarua | 3 | 13 | 4 | 15 | - | - |
| 14 | 140 | Cikalongwetan | 4 | 5 | 1 | 33 | - | - |
| 15 | 150 | Cipeundeuy | - | 4 | 2 | 27 | - | - |
| Jumlah Total | | | 115 | 276 | 27 | 413 | - | 9 |
| 2008 | | | 141 | 311 | 29 | 370 | 1 | 7 |

Sumber: Dinas Perindustrian Perdagangan Koperasi & Koperasi Unit Menengah Kecil & Makro
 Kabupaten Bandung Barat

Source: Office of Trading and Manufacturing of Bandung Barat Regency

Tabel 7.1.1 Lanjutan
Tabel 7.1.1 Continued

| No. | Kode BPS BPS Code | Kecamatan District | GUDANG Houseware | | | | | |
|---------------------|----------------------|-----------------------|--|-----|-----------|--------------------|-----|-----------|
| | | | Golongan Usaha Baru New Trade Group | | | Golongan Usaha HER | | |
| | | | 1 | 2 | 3 | 1 | 2 | 3 |
| (1) | (2) | (3) | (4) | (5) | (6) | (7) | (8) | (9) |
| 1 | 010 | Rongga | - | - | - | - | - | - |
| 2 | 020 | Gununghalu | - | - | 3 | - | - | - |
| 3 | 030 | Sindangkerta | - | - | - | - | - | - |
| 4 | 040 | Cililin | - | - | 1 | - | - | - |
| 5 | 050 | Cihampelas | - | - | - | - | - | - |
| 6 | 060 | Cipongkor | - | - | - | - | - | - |
| 7 | 070 | Batujajar | - | - | - | - | - | 1 |
| 8 | 080 | Cipatat | - | - | - | - | - | 1 |
| 9 | 090 | Padalarang | - | - | 4 | - | - | - |
| 10 | 100 | Ngamprah | - | - | 4 | - | - | 2 |
| 11 | 110 | Parongpong | - | - | - | - | - | - |
| 12 | 120 | Lembang | - | - | - | - | - | 2 |
| 13 | 130 | Cisarua | - | - | - | - | - | - |
| 14 | 140 | Cikalongwetan | - | - | - | - | - | - |
| 15 | 150 | Cipeundeuy | - | - | 1 | - | - | - |
| Jumlah/Total | | | - | - | 13 | - | - | 6 |
| 2008 | | | - | - | 22 | - | - | 12 |

Sumber: Dinas Perindustrian Perdagangan Koperasi & Koperasi Unit Menengah Kecil & Makro
Kabupaten Bandung Barat

Source: Office of Trading and Manufacturing of Bandung Barat Regency

**Perhubungan, Komunikasi,
dan Pariwisata**
*Transportation,
Communication,
and Tourism*

VIII

<http://bandungbaratkab.bps.go.id>

<http://bandungbaratkab.bps.go.id>

8.1 PANJANG JALAN

Jalan merupakan prasarana pengangkutan darat yang penting untuk memperlancar kegiatan perekonomian. Dengan makin meningkatnya usaha pembangunan maka akan menuntut peningkatan pembangunan jalan untuk memudahkan mobilitas penduduk dan memperlancar lalu lintas barang dari satu daerah ke daerah lainnya.

Panjang jalan di wilayah Kabupaten Bandung Barat seluruhnya mencapai 612,49 kilometer. Yang terdiri dari panjang jalan negara 50.78 Km, panjang jalan Provinsi 42.08 Km, Kabupaten 519,63 km.

8.2 PERHOTELAN DAN PARIWISATA

Pembangunan kepariwisataan diarahkan pada peningkatan peran pariwisata dalam kegiatan ekonomi yang dapat menciptakan lapangan kerja serta kesempatan berusaha dengan tujuan untuk meningkatkan pendapatan masyarakat. Upaya yang dilakukan adalah melalui pengembangan dan pendayagunaan berbagai potensi kepariwisataan di Kabupaten Bandung Barat.

8.3 POS GIRO

Peranan pos dalam struktur perekonomian Kabupaten Bandung Barat memang tidak begitu dominan, tetapi dalam menunjang pembangunan

8.1 LENGTH OF THE ROAD

One of the important infrastructures supporting economics activities is the availability of roads. Improvement in all aspects of economic development requires more improvement in trans- portation, especially in road development. This development is intended to facilitate population mobility and distributive trade from one region to another region.

Total length of Bandung Barat Regency road reached 612,49 Km. about 50.78 Km, of the road was under state responsibility, 142.08 km under provincial responsibility, and 519,63 km under regional responsibility.

8.2 HOTELS AND TOURISM

The development of tourism is aimed to increase the tourism role and economic activity. Therefore, the government of Bandung Regency is encouraging the development of tourism to expand job opportunities and increase people's welfare. The effort is done through the development of any potential tourism in Bandung Barat Regency.

8.3 POST

Contribution of post sector to economic of Bandung Barat Regency is no significant, but in supporting development this region large enough.

daerah ini cukup besar. Berbagai usaha pemerintah untuk memperlancar pelayanan pos, salah satunya peningkatan mutu layanan jasa pos. Namun tidak dapat dipungkiri akibat maraknya pengembangan teknologi informasi, pemakaian jasa pos semakin berkurang.

Generally speaking, Government has tried to improve quality of Post services, one of them increasing quality of post services. However, the incredible progress of information technology has a big impact because people tend not to use airmail service any longer.

<http://bandungbaratkab.bps.go.id>

Tabel

8.1.1

Panjang Jalan Menurut Jenis Permukaan, Kondisi dan Kelas Jalan
di Kabupaten Bandung Barat , 2009

Table

Length of Road by Type of Surface in Bandung Barat Regency, 2009

| Uraian Item | Panjang Jalan Length of Road (Km) | | |
|---------------------------------|---|----------------------|----------------------|
| | Negara State | Propinsi Province | Kabupaten Regency |
| (1) | (2) | (3) | (4) |
| I. Jenis Permukaan Jalan | | | |
| a. Diaspal | 50,780 | 42,08 | 519,63 |
| b. Kerikil | - | - | - |
| c. Tanah | - | - | - |
| d. Tidak dirinci | - | - | - |
| Jumlah | 50,780 | 42,08 | 519,63 |
| II. Kondisi Jalan | | | |
| a. Baik | 50,780 | 42,08 | 128,15 |
| b. Sedang | - | - | 69,48 |
| c. Rusak | - | - | 169,00 |
| d. Rusak Berat | - | - | 153, |
| Jumlah | 50,780 | 42,08 | 519,63 |
| III. Kelas Jalan | | | |
| a. Kelas I | - | - | - |
| b. Kelas II | - | - | - |
| c. Kelas III | - | - | - |
| d. Kelas III A | - | - | - |
| e. Kelas III B | - | - | - |
| f. Kelas III C | - | - | - |
| g. Kelas Tidak Dirinci | - | - | - |
| Jumlah | - | - | - |
| Jumlah/Total | 50,780 | 42,08 | 519,63 |
| 2008 | | | |

Sumber: Dinas Bina Marga dan Pengairan Kabupaten Bandung Barat

Source: Office of Biro Calm and Watering of Bandung Barat Regency

Tabel
Table

8.2.1

Laporan Produksi Surat Biasa Kabupaten Bandung Barat, 2009
Kind of Report Post Letters Production by Region Post Office, 2009

| No | Kantor Pos Post Office | | Suratpos Standar Luar Negeri (Kirim) Standard Letters by Send | | | | Jumlah Total |
|----------------------|---------------------------|---------------|--|----------------|--------------------------|-------------------|-----------------|
| | | | Surat Letters | | Kartupos Letter Cards | | |
| | | | BPU Mail | PU Air Mail | BPU Mail | PU Air Mail | |
| (1) | (2) | | (3) | (4) | (5) | (6) | (10) |
| 1 | 010 | Rongga | - | - | - | - | - |
| 2 | 020 | Gununghalu | - | 181 | - | - | 181 |
| 3 | 030 | Sindangkerta | 36 | 196 | - | - | 232 |
| 4 | 040 | Cililin | 30 | 412 | - | - | 442 |
| 5 | 050 | Cihampelas | - | - | - | - | - |
| 6 | 060 | Cipongkor | - | - | - | - | - |
| 7 | 070 | Batujajar | 2 732 | 187 | - | - | 2 919 |
| 8 | 080 | Cipatat | 2 094 | 33 | 4 | - | 2 131 |
| 9 | 090 | Padalarang | 2 617 | 52 | - | - | 2 669 |
| 10 | 100 | Ngamprah | 3 115 | - | - | - | 3 115 |
| 11 | 110 | Parongpong | - | - | - | - | - |
| 12 | 120 | Lembang | 10 650 | 260 | 576 | 115 | 11 601 |
| 13 | 130 | Cisarua | 1 069 | 15 | - | - | 1 084 |
| 14 | 140 | Cikalongwetan | 1 781 | 78 | - | - | 1 859 |
| 15 | 150 | Cipeundeuy | 983 | 5 | - | - | 988 |
| Jumlah/ Total | | | 25 107 | 1 419 | 580 | 115 | 27 221 |

Sumber: PT.Pos Indonesia (Persero) Asia Afrika Bandung
Source: Head Office of State Enterprise Of Indonesia Post Company

Tabel 8.2.1 Lanjutan
Table 8.2.1 Continued

| No. | Kantor Pos Post Office | | Suratpos Standar Luar Negeri (Terima) Standard Letters by Received | | | | Jumlah Total |
|---------------------|---------------------------|---------------|---|----------------|--------------------------|----------------|-----------------|
| | | | Surat Letters | | Kartupos Letter Cards | | |
| | | | BPU Mail | PU Air Mail | BPU Mail | PU Air Mail | |
| (1) | (2) | | (3) | (4) | (5) | (6) | (10) |
| 1 | 010 | Rongga | - | - | - | - | - |
| 2 | 020 | Gununghalu | 2 | 442 | 1 | - | 445 |
| 3 | 030 | Sindangkerta | 16 | 156 | - | - | 172 |
| 4 | 040 | Cililin | 94 | 409 | - | - | 503 |
| 5 | 050 | Cihampelas | - | - | - | - | - |
| 6 | 060 | Cipongkor | - | - | - | - | - |
| 7 | 070 | Batujajar | - | 1 | - | - | 1 |
| 8 | 080 | Cipatat | 6 727 | 89 | - | - | 6 816 |
| 9 | 090 | Padalarang | - | - | - | - | - |
| 10 | 100 | Ngamprah | - | - | - | - | - |
| 11 | 110 | Parongpong | - | - | - | - | - |
| 12 | 120 | Lembang | - | - | - | - | - |
| 13 | 130 | Cisarua | - | - | - | - | - |
| 14 | 140 | Cikalongwetan | 3 718 | 226 | - | - | 3 944 |
| 15 | 150 | Cipeundeuy | 1 240 | - | - | - | 1 240 |
| Jumlah/Total | | | 11 797 | 1 323 | 1 | - | 13 121 |

Sumber: PT.Pos Indonesia (Persero) Asia Afrika Bandung
 Source: Head Office of State Enterprise Of Indonesia Post Company

Tabel
Table

8.3.1

Laporan Produksi Layanan Pos Kabupaten Bandung Barat, 2009
Kind of Post Production Service Report and Region Post Office, 2009

| No. | Kantor Pos Post Office | | Surat Pos Tercatat | | | | | | | | |
|----------------------|---------------------------|---------------|--------------------|-------------------|----------------------|----------------|-----------------|---------------------|-----------------|-----------------|---|
| | | | Dalam Negeri | | Luar Negeri (Terima) | | | Luar Negeri (Serah) | | | |
| | | | Kirim Send | Terima Receive | BPU Mail | PU Air Mail | Jumlah Total | BPU Mail | BPU Air Mail | Jumlah Total | |
| (1) | (2) | | (3) | (4) | (5) | (6) | (7) | (8) | (9) | (10) | |
| 1 | 010 | Rongga | - | - | - | - | - | - | - | - | - |
| 2 | 020 | Gununghalu | - | 13 | - | - | 13 | - | 83 | 83 | |
| 3 | 030 | Sindangkerta | - | 20 | - | 1 | 21 | - | 83 | 83 | |
| 4 | 040 | Cililin | - | 73 | - | - | 73 | - | 104 | 104 | |
| 5 | 050 | Cihampelas | - | - | - | - | - | - | - | - | |
| 6 | 060 | Cipongkor | - | - | - | - | - | - | - | - | |
| 7 | 070 | Batujajar | - | - | - | 7 | 7 | - | - | - | |
| 8 | 080 | Cipatat | - | 26 | - | - | 26 | - | 75 | 75 | |
| 9 | 090 | Padalarang | - | 2 | - | 1 | 3 | - | - | - | |
| 10 | 100 | Ngamprah | - | - | - | 3 | 3 | - | - | - | |
| 11 | 110 | Parongpong | - | - | - | - | - | - | - | - | |
| 12 | 120 | Lembang | - | 21 | - | - | 21 | - | - | - | |
| 13 | 130 | Cisarua | - | - | - | 8 | 8 | - | - | - | |
| 14 | 140 | Cikalongwetan | - | 9 | - | - | 9 | - | 27 | 27 | |
| 15 | 150 | Cipeundeuy | - | 6 | - | - | 6 | - | 32 | 32 | |
| Jumlah/ Total | | | - | 170 | - | 20 | 190 | - | 404 | 404 | |

Sumber: PT.Pos Indonesia (Persero) Asia Afrika Bandung
 Source: Head Office of State Enterprise of Indonesia Post Company

Tabel
Table

8.3.2

Laporan Produksi Layanan Pos Kabupaten Bandung Barat , 2009
Kind of Post Production Service Report and Region Post Office, 2009

| No. | Kantor Pos Post Office | | Surat Pos Prioritas Dalam Negeri | | | | | |
|----------------------|---------------------------|---------------|----------------------------------|-------------------|-----------------|---------------------------------|-------------------|-----------------|
| | | | Kilat Express | | | Kilat Khusus Special Express | | |
| | | | Kirim Send | Terima Receive | Jumlah Total | Kirim Send | Terima Receive | Jumlah Total |
| (1) | (2) | | (3) | (4) | (5) | (6) | (7) | (8) |
| 1 | 010 | Rongga | - | - | - | - | - | - |
| 2 | 020 | Gununghalu | - | 2 | 2 | 900 | 1 222 | 2 122 |
| 3 | 030 | Sindangkerta | 893 | 16 | 909 | 408 | 1 551 | 1 959 |
| 4 | 040 | Cililin | 368 | 94 | 462 | 3 383 | 4 063 | 7 446 |
| 5 | 050 | Cihampelas | - | - | - | - | - | - |
| 6 | 060 | Cipongkor | - | - | - | - | - | - |
| 7 | 070 | Batujajar | 2 060 | - | 2 060 | 6 052 | - | 6 052 |
| 8 | 080 | Cipatat | 878 | 6 727 | 7 605 | 1 822 | 2 883 | 4 705 |
| 9 | 090 | Padalarang | 281 | - | 281 | 24 141 | - | 24 141 |
| 10 | 100 | Ngamprah | 1 552 | - | 1 552 | 12 421 | - | 12 421 |
| 11 | 110 | Parongpong | - | - | - | - | - | - |
| 12 | 120 | Lembang | 8 527 | - | 8 527 | 11 072 | - | 11 072 |
| 13 | 130 | Cisarua | 1 086 | - | 1 086 | 578 | - | 578 |
| 14 | 140 | Cikalongwetan | - | 3 718 | 3 718 | 1 947 | 1 708 | 3 655 |
| 15 | 150 | Cipeundeuy | - | 1 240 | 1 240 | 985 | 1 295 | 2 280 |
| Jumlah/ Total | | | 15 645 | 11 797 | 27 442 | 63 709 | 12 722 | 76 431 |

Sumber: PT.Pos Indonesia (Persero) Cimahi

Source: Head Office of State Enterprise of Indonesia Post Company

Tabel
Table 8.3.3Laporan Produksi Layanan Pos Kabupaten Bandung Barat, 2009
Kind of Report Post Production Service and Region Post Office, 2009

| No. | Kantor Pos Regional Post Office | | Wesel Pos Dalam Negeri Standar Standard Wessel | |
|----------------------|------------------------------------|---------------|---|----------------------|
| | | | Prima Wesel (Kirim) | |
| | | | Bil | Besar Uang (Rp) |
| (1) | (2) | | (3) | (4) |
| 1 | 010 | Rongga | - | - |
| 2 | 020 | Gununghalu | 81 | 56 133 650 |
| 3 | 030 | Sindangkerta | 131 | 56 412 000 |
| 4 | 040 | Cililin | 241 | 96 122 000 |
| 5 | 050 | Cihampelas | - | - |
| 6 | 060 | Cipongkor | - | - |
| 7 | 070 | Batujajar | 1906 | 661 058 600 |
| 8 | 080 | Cipatat | 240 | 86 749 000 |
| 9 | 090 | Padalarang | 1720 | 695 358 000 |
| 10 | 100 | Ngamprah | 1364 | 548 158 900 |
| 11 | 110 | Parongpong | - | - |
| 12 | 120 | Lembang | - | - |
| 13 | 130 | Cisarua | 271 | 110 776 800 |
| 14 | 140 | Cikalongwetan | 180 | 52 117 000 |
| 15 | 150 | Cipeundeuy | 5 | 2 950 000 |
| Jumlah/ Total | | | 6 139 | 2 365 835 950 |

Sumber: PT. Pos Indonesia (Persero) Asia Afrika Bandung
Source: Head Office of State Enterprise of Indonesia Post Company

Tabel 8.3.3 Lanjutan
Table 8.3.3 Continued

| No. | Kantor Pos <i>Regional Post Office</i> | | Wesel Pos Dalam Negeri Prioritas <i>Priority Wessel</i> | |
|----------------------|---|---------------|---|----------------------|
| | | | Instan Wesel (Kirim) | |
| | | | Bil | Besar Uang (Rp) |
| (1) | (2) | | (9) | (10) |
| 1 | 010 | Rongga | - | - |
| 2 | 020 | Gununghalu | 123 | 107 790 500 |
| 3 | 030 | Sindangkerta | 341 | 382 391 500 |
| 4 | 040 | Cililin | 721 | 629 019 496 |
| 5 | 050 | Cihampelas | - | - |
| 6 | 060 | Cipongkor | - | - |
| 7 | 070 | Batujajar | 1 957 | 1 770 718 496 |
| 8 | 080 | Cipatat | 590 | 478 018 404 |
| 9 | 090 | Padalarang | 1 779 | 1 219 520 592 |
| 10 | 100 | Ngamprah | 715 | 542 919 004 |
| 11 | 110 | Parongpong | - | - |
| 12 | 120 | Lembang | 2 014 | 1 393 778 216 |
| 13 | 130 | Cisarua | 200 | 154 365 500 |
| 14 | 140 | Cikalongwetan | 486 | 402 614 000 |
| 15 | 150 | Cipeundeuy | 411 | 317 168 000 |
| Jumlah/ Total | | | 9 337 | 7 398 303 708 |

Sumber: PT.Pos Indonesia (Persero) Asia Afrika Bandung
 Source: Head Office of State Enterprice of Indonesia Post Company

Tabel 8.3.3 Lanjutan
Table 8.3.3 Continued

| No. | Kantor Pos <i>Regional Post Office</i> | | Wesel Pos Dalam Negeri Standar <i>Regional Wessel Post</i> | |
|---------------------|---|---------------|---|----------------------|
| | | | Standar Wesel (Terima) | |
| | | | Bil | Besar Uang |
| (1) | (2) | | (3) | (4) |
| 1 | 010 | Rongga | - | - |
| 2 | 020 | Gununghalu | 558 | 318 141 900 |
| 3 | 030 | Sindangkerta | 703 | 349 682 604 |
| 4 | 040 | Cililin | 886 | 421 331 750 |
| 5 | 050 | Cihampelas | - | - |
| 6 | 060 | Cipongkor | - | - |
| 7 | 070 | Batujajar | 1 094 | 439 958 000 |
| 8 | 080 | Cipatat | 606 | 251 916 100 |
| 9 | 090 | Padalarang | 780 | 405 256 600 |
| 10 | 100 | Ngamprah | 415 | 186 439 000 |
| 11 | 110 | Parongpong | - | - |
| 12 | 120 | Lembang | - | - |
| 13 | 130 | Cisarua | 293 | 106 182 000 |
| 14 | 140 | Cikalongwetan | 414 | 236 294 896 |
| 15 | 150 | Cipeundeuy | 450 | 244 901 000 |
| Jumlah/Total | | | 6 199 | 2 960 103 850 |

Sumber: PT.Pos Indonesia (Persero) Asia Afrika Bandung
 Source: Head Office of State Enterprise of Indonesia Post Company Bandung

Tabel 8.3.3 Lanjutan
Table 8.3.3 Continued

| No. | Kantor Pos <i>Regional Post Office</i> | | Wesel Pos Dalam Negeri Standar <i>Regional Wessel Post</i> | |
|----------------------|---|---------------|---|---------------------------|
| | | | Priority Wesel (Terima) | |
| | | | Bil | Besar Uang |
| (1) | (2) | | (3) | (4) |
| 1 | 010 | Rongga | - | - |
| 2 | 020 | Gununghalu | 572 | 531 636 000 |
| 3 | 030 | Sindangkerta | 2 415 | 2 173 926 016 |
| 4 | 040 | Cililin | 2 750 | 2 562 455 496 |
| 5 | 050 | Cihampelas | - | - |
| 6 | 060 | Cipongkor | - | - |
| 7 | 070 | Batujajar | 2 171 | 2 150 547 500 |
| 8 | 080 | Cipatat | 2 396 | 2 035 672 216 |
| 9 | 090 | Padalarang | 2 327 | 2 077 284 272 |
| 10 | 100 | Ngamprah | 775 | 560 524 000 |
| 11 | 110 | Parongpong | - | - |
| 12 | 120 | Lembang | - | - |
| 13 | 130 | Cisarua | 504 | 340 898 000 |
| 14 | 140 | Cikalongwetan | 1 188 | 1 032 980 288 |
| 15 | 150 | Cipeundeuy | 1 314 | 1 206 851 000 |
| Jumlah/ Total | | | 16 412 | 14 672 774 788 |

Sumber: PT.Pos Indonesia (Persero) Asia Afrika Bandung

Source: Head Office of State Enterprise of Indonesia Post Company Bandung

Tabel

8.4.1

**Jumlah Obyek Wisata Bioskop dan Kolam Renang
Di Kabupaten Bandung Barat, 2009**
*Number of Kind Tourism Object Cinema and Swimming Pool
In Bandung Barat Regency, 2009*

| No. | Kode BPS BPS Code | Kecamatan District | Obyek Wisata Tourism Object | Bioskop Cinema | Kolam Renang Swimming Pool |
|---------------------|-------------------------|-----------------------|--------------------------------|-------------------|-------------------------------|
| (1) | (2) | (3) | (4) | (5) | (6) |
| 1 | 010 | Rongga | 1 | - | - |
| 2 | 020 | Gununghalu | - | - | 1 |
| 3 | 030 | Sindangkerta | - | - | - |
| 4 | 040 | Cililin | 2 | - | 1 |
| 5 | 050 | Cihampelas | - | - | 2 |
| 6 | 060 | Cipongkor | - | - | - |
| 7 | 070 | Batujajar | - | - | 1 |
| 8 | 080 | Cipatat | 3 | - | - |
| 9 | 090 | Padalarang | 2 | - | - |
| 10 | 100 | Ngamprah | 1 | - | 1 |
| 11 | 110 | Parongpong | 5 | - | - |
| 12 | 120 | Lembang | 14 | - | - |
| 13 | 130 | Cisarua | 7 | - | - |
| 14 | 140 | Cikalongwetan | 1 | - | - |
| 15 | 150 | Cipeundeuy | 1 | - | - |
| Jumlah/Total | | | 36 | - | 6 |

Sumber: Dinas Kebudayaan dan Pariwisata Kabupaten Bandung Barat
Source: Office of Culture and Tourism of Bandung Barat Regency

Tabel

8.4.2

**Jumlah Hotel Berbintang dan Non Bintang
di Kabupaten Bandung Barat, 2009**
*Number of Star Classified and Non Star Classified Hotel
in Bandung Barat Regency, 2009*

| No. | Kode BPS BPS Code | Kecamatan District | Hotel | | |
|---------------------|----------------------------|-----------------------|------------|-------------|-----------------|
| | | | Berbintang | Non Bintang | Jumlah Total |
| (1) | (2) | (3) | (4) | (5) | (6) |
| 1 | 010 | Rongga | - | - | - |
| 2 | 020 | Gununghalu | - | - | - |
| 3 | 030 | Sindangkerta | - | - | - |
| 4 | 040 | Cililin | - | - | - |
| 5 | 050 | Cihampelas | - | - | - |
| 6 | 060 | Cipongkor | - | - | - |
| 7 | 070 | Batujajar | - | - | - |
| 8 | 080 | Cipatat | - | - | - |
| 9 | 090 | Padalarang | 1 | - | 1 |
| 10 | 100 | Ngamprah | - | - | - |
| 11 | 110 | Parongpong | - | - | - |
| 12 | 120 | Lembang | 7 | 66 | 73 |
| 13 | 130 | Cisarua | - | - | - |
| 14 | 140 | Cikalongwetan | - | - | - |
| 15 | 150 | Cipeundeuy | - | - | - |
| Jumlah/Total | | | 8 | 66 | 74 |
| 2008 | | | - | - | - |

Sumber: BPS Kabupaten Bandung Barat

Source: BPS-Statistic of Bandung Barat Regency

<http://bandungbaratkab.bps.go.id>

**Keuangan
dan Perbankan**
*Finance
and Banking*

IX

<http://bandungbaratkab.bps.go.id>

<http://bandungbaratkab.bps.go.id>

9.1 KEUANGAN DAERAH

Perencanaan anggaran belanja pemerintah Kabupaten Bandung Barat menganut system anggaran berimbang dan dinamis, artinya adanya keseimbangan antara sisi penerimaan dan pengeluaran.

Pada tahun 2009 total penerimaan daerah Kabupaten Bandung Barat sebesar 864 827 868 047 rupiah sedangkan total pengeluaran sebesar 782 782 447 902 rupiah.

9.2 BANK DAN KOPERASI

Kontribusi bank dalam pembangunan sangat signifikan dalam menggerakkan roda perekonomian. Bank sebagai lembaga finansial akan menarik dunia bisnis sebagai mitra untuk meningkatkan investasinya sehingga saling memperoleh keuntungan.

9.3 KURS NILAI RUPIAH

Sejak terjadinya krisis moneter tahun 1997 nilai tukar rupiah terhadap dollar (US\$) sangat fluktuatif. Secara makro akan berpengaruh terhadap roda perekonomian, nilai kurs rupiah terhadap mata uang asing per bulan ditampilkan pada table 9.3.3.

9.1 REGIONAL FINANCE

In planning of budget using the dynamic and equal Bandung Barat regency budget system, which means there are balance in income and expenditure and with the increasing of budget and government saving.

In 2009 total income of government of Bandung Barat Regency was 864 827 868 047 rupiah and expenditure was 782 782 447 902 rupiah.

9.2 BANK AND COOPERATIVE

Contribution of bank in development is very significant to rotate economic wheel. Bank as financial institution will pull business world as a partner to improve production so that they gain advantage together.

9.3 EXCHANGE RATES

Since monetary crisis happened wich began in year 1997, foreign exchange rate rupiahs to dollar was fluctuative. As a macro will influence to economic wheel. The monthly exchange rate of rupiah compared with other currencies can be seen as detailed in table 9.3.3.

<http://bandungbaratkab.bps.go.id>

Tabel 9.1.1 Laporan Arus Kas Untuk Tahun Yang Berakhir Pada 31 Desember
Table Kabupaten Bandung Barat Tahun 2008-2009

| No. | Uraian Item | Per 31 Desember 2008 | Per 31 Desember 2009 |
|--|-----------------------------------|-------------------------|-------------------------|
| (1) | (2) | (3) | (4) |
| Arus Kas Dari Aktivitas Operasi | | | |
| Arus Kas Masuk | | | |
| 1.1 | Pendapatan Asli Daerah | 33 617 474 326 | 39 964 363 945 |
| 1.2 | Pendapatan Dari Dana Perimbang | 603 810 306 901 | 747 006 977 252 |
| 1.3 | Lain-lain Pendapatan yang Sah | 67 936 550 149 | 77 856 526 850 |
| | | | |
| | Jumlah Arus Kas yang Masuk | 705 364 331 376 | 864 827 868 047 |
| Arus Kas Keluar | | | |
| 2.1 | Belanja Pegawai | 375 582 442 520 | 446 161 191 137 |
| 2.2 | Belanja Barang dan Jasa | 59 886 549 882 | 161 142 653 804 |
| 2.3 | Belanja Bunga | - | - |
| 2.4 | Belnja Subsidi | - | - |
| 2.5 | Belanja Hibah | 21 703 754 000 | 27 947 346 000 |
| 2.6 | Belanja Bantuan Sosial | 14 398 356 000 | 21 228 891 425 |
| 2.7 | Belanja Bantuan Keuangan | 14 434 504 000 | 2 970 000 000 |
| | | | |
| | Jumlah Belanja Operasi | 486 005 606 402 | 659 450 082 366 |
| | | | |
| | Transfer | 20 719 169 997 | 22 235 919 011 |
| | Belanja Tak Terduga | - | 1 410 593 000 |
| | | | |
| | Jumlah Arus Kas Keluar | 506 724 776 399 | 683 096 594 377 |

Sumber : DPPKAD

Source : Office of Financial, Managemen Revenue and Regional Aset
Of Bandung Barat regency

Tabel 9.1.1 Lanjutan
Table 9.1.1 Continued

| No. | Uraian Item | Per 31 Desember 2008 | Per 31 Desember 2009 |
|--|---|-------------------------|-------------------------|
| (1) | (2) | (3) | (4) |
| Arus Kas Bersih Dari Aktivitas Operasi | | 198 639 554 977 | 181 731 273 670 |
| Arus Kas Dari aktivitas Investasi aset | | | |
| Arus Kas Masuk | | | |
| 3.1 | Penjualan Investasi Jangka Panjang | - | - |
| 3.2 | Penjualan Aset daerah Yang tidak Dipisahkan | - | - |
| | | | |
| | Jumlah Arus Aset Masuk | - | - |
| Arus Kas Keluar | | | |
| 4.1 | Belanja Modal | 77 878 822 965 | 99 685 853 525 |
| 4.2 | Pembelian Investasi Jangka Panjang | - | - |
| | | | |
| | Jumlah Arus Kas Keluar | 77 878 822 965 | 99 685 853 525 |
| Arus Kas Bersih Dari Aktivitas Investasi | | (77 878 822 965) | (99 685 853 525) |
| Arus Kas Dari Aktivitas Pembiayaan | | | |
| Arus Kas Masuk | | | |
| 5.1 | Pencairan Dana Cadangan | - | - |
| | | | |
| | Jumlah Arus Kas Masuk | - | - |
| Arus Kas Keluar | | | |
| 6.1 | Penyertaan Modal | - | - |
| 6.2 | Pembayaran Utang Pokok yang Jatuh Tempo | - | - |
| | | | |
| | Jumlah Arus Keluar | - | - |
| Arus Kas Bersih Dari Aktivitas Pembiayaan | | - | - |

Sumber : DPPKAD

Source : Office of Financial, Managemen Revenue and Regional Aset
Of Bandung Barat regency

Tabel 9.1.1 Lanjutan
Table 9.1.1 Continued

| No. | Uraian Item | Per 31 Desember 2008 | Per 31 Desember 2009 |
|--|--|-------------------------|-------------------------|
| (1) | (2) | (3) | (4) |
| Arus Kas Dari Aktivitas Non Anggaran | | | |
| Arus Kas Masuk | | | |
| 7.1 | Penerimaan Perhitungan Pihak Ketiga | - | 36 757 729 080 |
| | | | |
| | Jumlah Arus Kas yang Masuk | - | 36 757 729 080 |
| Arus Kas Keluar | | | |
| 8.1 | Pengeluaran Perhitungan Pihak Ketiga | - | 36 757 729 080 |
| | | | |
| | Jumlah Arus Kas Keluar | - | 36 757 729 080 |
| Arus Kas Bersih Dari Aktivitas Non Anggaran | | | |
| | | | |
| 9.1 | Kenaikan/Penurunan Kas Bersih Selama Periode | 120 760 732 012 | 82 045 420 145 |
| 9.2 | Saldo Awal Kas Daerah | 11 094 322 327 | 130 975 009 138 |
| 9.3 | Saldo Akhir Kas Daerah | 131 855 054 339 | 213 020 429 283 |
| 9.4 | Saldo Akhir Kas Daerah Terdiri Dari : | | |
| | - Kas di BUD | 131 855 054 399 | 208 734 232 194 |
| | - Kas di Bendahara Pengeluaran (UYHD) | 2 885 477 145 | 4 286 197 089 |
| | | | |
| | Jumlah | 134 740 531 544 | 213 020 429 283 |
| | | | |
| | Saldo Kas di Bendahara Penerimaan | - | 31 614 095 |
| | Saldo Akhir Kas | 134 740 531 544 | 213 052 043 378 |

Sumber : DPPKAD

Source : Office of Financial, Management Revenue and Regional Asset
Of Bandung Barat regency

Tabel
Table 9.1.2Realisasi Anggaran Pendapatan dan Anggaran Belanja Daerah
Kabupaten Bandung Barat 2009

| No. | Uraian Item | Anggaran setelah Perubahan 2009 | Realisasi 2009 | % |
|-----------------------------------|---|--|------------------------|---------------|
| (1) | (2) | (3) | (4) | (5) |
| I. Pendapatan | | | | |
| 1.1 | Pendapatan Asli Daerah | | | |
| | 1. Pajak Daerah | 22 524 545 000 | 22 654 716 905 | 100,58 |
| | 2. Retribusi Daerah | 9 506 992 438 | 9 030 553 210 | 94,99 |
| | 3. Hasil Pengelolaan Kekayaan Daerah Yang Dipisahkan | 300 000 000 | - | - |
| | 4. Lain-lain Pendapatan Asli Daerah yang sah | 4 180 000 000 | 8 279 093 830 | 198,06 |
| | Jumlah Pendapatan Asli Daerah | 36 511 537 438 | 39 964 363 945 | 109,46 |
| I. II. Pendapatan Transfer | | | | |
| 1.2 | Transfer Pemerintah Pusat - Dana Perimbangan | 641 767 948 461 | 677 032 859 252 | 105,49 |
| | 1. Dana Bagi Hasil Pajak | 52 085 920 000 | 69 926 790 336 | 134,25 |
| | 2. Dana Bagi Hasil Bukan Pajak | 3 973 899 461 | 21 397 939 916 | 538,46 |
| | 3. Dana Alokasi Umum | 566 578 129 000 | 566 578 129 000 | 100,00 |
| | 4. Dana Alokasi Khusus | 19 130 000 000 | 19 130 000 000 | 100,00 |
| 1.2.2 | Transfer Pemerintah Pusat-Lainnya | - | 7 646 568 000 | - |
| | 1. Dana Penyesuaian | - | 7 646 568 000 | - |
| 1.2.3 | Transfer Pemerintah Provinsi | 55 000 834 340 | 44 203 500 000 | 80,37 |
| | 1. Pendapatan Bagi Hasil Pajak | 55 000 834 340 | 44 203 500 000 | 80,37 |
| | Jumlah Pendapatan Transfer | 696 768 782 801 | 728 882 927 252 | 104,61 |
| 1.3 | Lain-lain Pendapatan yang Sah | | | |
| | 1. Pendapatan Hibah | 100 000 000 | - | - |
| | 2. Bantuan Keuangan dr Provinsi/Pemerintah | 69 528 710 000 | 95 980 576 850 | 138,04 |
| | 3. Daerah Lainnya | - | - | - |
| | Jumlah Lain-lain Pendapatan Yang Sah | 69 628 710 000 | 95 980 576 850 | 137,85 |
| | Jumlah Pendapatan | 802 909 030 239 | 864 827 868 047 | 107,71 |

Sumber : DPPKAD

Source : Office of Financial, Managemen Revenue and Regional Aset
Of Bandung Barat regency

Tabel 9.1.2 Lanjutan
Table 9.1.2 Continued

| No. | Uraian Item | Anggaran setelah Perubahan 2009 | Realisasi 2009 | % |
|-------------------|---|------------------------------------|------------------------|----------------|
| (1) | (2) | (3) | | |
| 2. Belanja | | | | |
| 2.1 | Belanja Operasi | | | |
| | 1. Belanja Pegawai/Personalia | 476 330 129 866 | 446 161 191 137 | 93,67 |
| | 2. Belanja Barang dan Jasa | 186 281 644 891 | 161 142 653 804 | 86,50 |
| | 3. Belanja Hibah | 38 364 047 500 | 27 947 346 000 | 72,85 |
| | 4. Belanja Bantuan Sosial | 44 818 600 000 | 21 228 891 425 | - |
| | 5. Belanja Bantuan Keuangan Kepada Provinsi/Kab/Kota dan Pemerintah Desa | 5 445 000 000 | 2 970 000 000 | 55,44 |
| | Jumlah Belanja Operasi | 751 2394 22 257 | 659 450 082 366 | 87,78 |
| 2.2 | Belanja Modal | | | |
| | 1. Belanja Tanah | 47 554 000 000 | 15 807 821 000 | 33,24 |
| | 2. Belanja Peralatan dan Mesin | 33 893 622 563 | 25 902 528 715 | 76,42 |
| | 3. Belanja Gedung dan Bangunan | 48 057 001 500 | 42 358 899 500 | 88,14 |
| | 4. Belanja Jalan, Irigasi dan Jaringan | 19 699 892 952 | 14 920 384 760 | 75,74 |
| | 5. Belanja Aset Tetap Lainnya | - | - | - |
| | 6. Belanja Aset Lainnya | 755 490 000 | 696 219 550 | 92,15 |
| | Jumlah Belanja Modal | 149 960 007 015 | 99685853525 | 66,47 |
| 2.3 | Belanja Tak terduga | | | |
| | 1. Belanja Tak Terduga | 11 185 655 366 | 1 410 593 000 | 12,61 |
| | Jumlah Belanja Tak terduga | 11 185 655 366 | 1 410 593 000 | 12,61 |
| | Jumlah Belanja | 912 385 084 638 | 760 546 528 891 | 83,36 |
| 2.4 | Transfer | | | |
| | Belanja Bagi Hasil Kepada Propinsi/Kab/Kota dan Pemerintah Desa | 22 379 000 000 | 22 235 919 011 | 99,36 |
| | Jumlah Transfer | 22 379 000 000 | 22 235 919 011 | 99,36 |
| | Jumlah Belanja + Transfer | 934 764 084 638 | 782 782 447 902 | 83,74 |
| | Surplus (defisit) | (131 855 054 399) | 82 045 420 145 | (62,22) |

Sumber : DPPKAD

Source : *Office of Financial, Managemen Revenue and Regional Aset
Of Bandung Barat regency*

Tabel 9.1.2 Lanjutan
Table 9.1.2 Continued

| No. | Uraian Item | Anggaran setelah Perubahan 2009 | Realisasi 2009 | % |
|--|---|---------------------------------------|-------------------|---|
| (1) | (2) | (3) | | |
| 3. Pembiayaan | | | | |
| 3.1 | Penerimaan daerah | - | - | - |
| | 1. Sisa Lebih Perhitungan Anggaran Tahun Sebelumnya | - | - | - |
| | 2. Pencairan Dana Cadangan | - | - | - |
| | Jumlah Penerimaan Daerah | - | - | - |
| 3.2 | Pengeluaran daerah | | | |
| | 1. Pembentukan Dana Cadangan | - | - | - |
| | 2. Badan Usaha Milik Daerah | - | - | - |
| | 3. Pembayaran Utang Pokok Jatuh Tempo Kepada Pemerintah Daerah Lain | - | - | - |
| | Jumlah Pengeluaran Daerah | - | - | - |
| | Pembiayaan Netto | - | - | - |
| Sisa Lebih Perhitungan Anggaran (SILPA) | | - | - | - |

Sumber : DPPKAD

Source : Office of Financial, Managemen Revenue and Regional Aset
Of Bandung Barat regency

Tabel
Table

9.1.3

Laporan Neraca Untuk Tahun Yang Berakhir Pada 31 Desember
Kabupaten Bandung Barat Tahun 2008-2009

| No. | Uraian Item | Per 31 Desember 2008 | Per 31 Desember 2009 |
|----------------------------|------------------------------------|-------------------------|-------------------------|
| (1) | (2) | (3) | (4) |
| Aset | | | |
| Aset Lancar | | | |
| Kas | | | |
| 1.1 | Kas daerah | 131 855 054 399 | 208 734 232 194 |
| 1.2 | Kas di Bendahara Penerimaan | - | 31 614 095 |
| 1.3 | Kas di Bendahara Pengeluaran | 2 885 477 145 | 4 998 918 595 |
| Piutang | | | |
| 2.1 | Piutang Retribusi | - | - |
| 2.2 | Piutang Dana Bagi Hasil | - | 768 276 683 |
| 2.3 | Bagian Lancar piutang TGR | - | - |
| Piutang Lain - lain | | | |
| 3.1 | Biaya dibayar dimuka | - | 295 875 000 |
| Persediaan | | | |
| 4.1 | Persediaan Habis Pakai | - | 122 594 591 |
| 4.2 | Persediaan Tak habis Pakai | - | - |
| 4.3 | Persediaan Bekas Pakai | - | - |
| 4.4 | Persediaan Untuk Dijual/Diserahkan | - | 3 289 887 495 |
| Jumlah Aset Lancar | | 134 740 531 544 | 218 241 398 653 |
| Aset Tetap | | | |
| 5.1 | Tanah | 67 285 256 | 17 338 236 101 |
| 5.2 | Gedung dan Bangunan | 27 509 992 196 | 55 922 049 379 |
| 5.3 | Jalan, Irigasi dan Jaringan | 24 953 650 471 | 38 594 866 044 |
| 5.4 | Peralatan dan Mesin | 23 860 014 291 | 51 866 388 038 |
| 5.5 | Aset Tetap Lainnya | 1 149 653 751 | 1 015 852 469 |
| 5.6 | Konstruksi dalam Pengerjaan | - | 3 379 850 000 |
| Jumlah Aset Tetap | | 77 540 595 965 | 168 117 242 031 |
| Aset Lainnya | | | |
| 6.1 | Aset Tak Berwujud | 338 227 000 | - |
| Jumlah Aset Lainnya | | 338 227 000 | - |
| Jumlah Aset | | 212 619 354 509 | 386 358 640 684 |

Sumber : DPPKAD

Source : Office of Financial, Managemen Revenue and Regional Aset
Of Bandung Barat regency

Tabel 9.1.3 Lanjutan
Table 9.1.3 Continued

| No. | Uraian Item | Per 31 Desember 2008 | Per 31 Desember 2009 |
|---|--|-------------------------|-------------------------|
| (1) | (2) | (3) | (4) |
| Kewajiban | | | |
| Kewajiban Jangka Pendek | | | |
| 7.1 | Utang Perhitungan Pihak Ketiga | - | 6 392 512 596 |
| | Jumlah Kewajiban Jangka Pendek | | 6 392 512 596 |
| Ekuitas Dana | | | |
| Ekuitas Dana lancar | | | |
| 8.1 | (SILPA/SIKPA) | 134 740 531 544 | 213 020 429 283 |
| 8.2 | Pendapatan Ditangguhkan | - | 35 082 474 |
| 8.3 | Cadangan Piutang | - | 1 064 151 683 |
| 8.4 | Cadangan Persediaan | - | 3 412 482 086 |
| 8.5 | Dana yang harus Disediakan untuk Pembayaran Utang Jangka Pendek | - | (5 683 259 469) |
| | Jumlah Ekuitas Lancar | 134 740 531 544 | 211 848 886 057 |
| Ekuitas Dana Investasi | | | |
| Arus Kas Dari Aktivitas Pembiayaan | | | |
| 9.1 | Diinvestasikan dalam Aset Tetap | 77 540 595 965 | 168 117 242 031 |
| 9.2 | Diinvestasikan dalam Aset Lainnya | 338 227 000 | - |
| | Jumlah Ekuitas Dana Investasi | 77 878 822 965 | 168 177 242 031 |
| Jumlah Ekuitas Dana | | 212 619 354 509 | 379 966 128 088 |
| Jumlah Kewajiban Dan Ekuitas Dana | | 212 619 354 509 | 386 358 640 684 |

Sumber : DPPKAD

Source : *Office of Financial, Managemen Revenue and Regional Aset
Of Bandung Barat regency*

Tabel 9.2.1
Table

**Rekapitulasi Perkembangan Koperasi Per Kecamatan
di Kabupaten Bandung Barat Tahun 2007 - 2009**

| No. | Kode BPS BPS Code | Kecamatan District | Jumlah Koperasi | | |
|---------------|----------------------------|-----------------------|-----------------|------------|------------|
| | | | 2007 | 2008 | 2009 |
| (1) | | (2) | (3) | (4) | (5) |
| 1 | 010 | Rongga | 52 | 56 | 59 |
| 2 | 020 | Gununghalu | 15 | 20 | 20 |
| 3 | 030 | Sindangkerta | 28 | 27 | 29 |
| 4 | 040 | Cililin | 63 | 63 | 63 |
| 5 | 050 | Cihampelas | 41 | 41 | 47 |
| 6 | 060 | Cipongkor | 25 | 27 | 28 |
| 7 | 070 | Batujajar | 23 | 24 | 24 |
| 8 | 080 | Cipatat | 27 | 27 | 29 |
| 9 | 090 | Padalarang | 25 | 27 | 28 |
| 10 | 100 | Ngamprah | 75 | 75 | 79 |
| 11 | 110 | Parongpong | 36 | 39 | 49 |
| 12 | 120 | Lembang | 61 | 69 | 73 |
| 13 | 130 | Cisarua | 29 | 31 | 31 |
| 14 | 140 | Cikalongwetan | 6 | 7 | 7 |
| 15 | 150 | Cipeundeuy | 43 | 43 | 43 |
| Jumlah | | | 549 | 576 | 608 |

Sumber: Dinas Perindustrian, Perdagangan dan KUKM Kabupaten Bandung Barat
Source: Office of Industry, Trading and UKM of Bandung Barat Regency

Tabel

9.3.1

**Kurs Tengah Beberapa Mata Uang Asing Terhadap Rupiah
di Bank Indonesia, 2009**

Table

*Selected Foreign Exchange Middle Rate Against Rupiah at Bank Indonesia, 2009
(Rp)*

| Akhir Periode <i>End Period</i> | Dolar <i>Dollar</i> | | | | |
|------------------------------------|------------------------|-------------------|-------------------|-------------------|-------------------|
| | USD <i>USD</i> | AUD <i>AUD</i> | HKD <i>HKD</i> | CAD <i>CAD</i> | SGD <i>SGD</i> |
| (1) | (2) | (3) | (4) | (5) | (6) |
| Triwulan I | | | | | |
| Januari | 11 355 | 7 327 | 1 464 | 9 241 | 7 528 |
| Pebruari | 11 980 | 7 732 | 1 545 | 9 545 | 7 776 |
| Maret | 11 575 | 7 949 | 1 494 | 9 210 | 7 617 |
| Triwulan II | | | | | |
| April | 10 713 | 7 792 | 1 382 | 8 938 | 7 222 |
| Mei | 10 340 | 8 139 | 1 334 | 9 301 | 7 124 |
| Juni | 10 225 | 8 291 | 1 319 | 8 850 | 7 055 |
| Triwulan III | | | | | |
| Juli | 9 920 | 8 204 | 1 280 | 9 175 | 6 882 |
| Agustus | 10 060 | 8 465 | 1 298 | 9 197 | 6 980 |
| September | 9 681 | 8 509 | 1 249 | 8 951 | 6 841 |
| Triwulan IV | | | | | |
| Oktober | 9 454 | 8 727 | 1 232 | 8 941 | 6 834 |
| Nopember | 9 480 | 8 692 | 1 223 | 8 981 | 6 857 |
| Desember | - | - | - | - | - |

Sumber: Bank Indonesia Cabang Bandung

Source: Bandung Branch Office Bank Of Indonesia

Tabel 9.3.1 Lanjutan
Table 9.3.1 Continued

| Akhir Periode <i>End Period</i> | EUR <i>EUR</i> | CHF <i>CHF</i> | NLG <i>NLG</i> | 100 LIT <i>100 LIT</i> | DEM <i>DEM</i> | GBP <i>GBP</i> | MYR <i>MYR</i> | JPY/100 <i>JPY/100</i> |
|---|--------------------------|--------------------------|--------------------------|----------------------------------|--------------------------|--------------------------|--------------------------|----------------------------------|
| (1) | (7) | (8) | (9) | (10) | (11) | (12) | (13) | (14) |
| <i>Triwulan I</i> | | | | | | | | |
| Januari | 14 653 | 98 42 | - | - | - | 16 153 | 3 146 | 12 676 |
| Pebruari | 15 234 | 10 280 | - | - | - | 17 092 | 3 249 | 12 266 |
| Maret | 15 327 | 10 094 | - | - | - | 16 559 | 3 172 | 11 794 |
| <i>Triwulan II</i> | | | | | | | | |
| April | 14 251 | 9 455 | - | - | - | 15 856 | 3 003 | 10 975 |
| Mei | 14 458 | 9 567 | - | - | - | 16 508 | 2 948 | 10 729 |
| Juni | 14 432 | 9 458 | - | - | - | 16 990 | 2 902 | 10 659 |
| <i>Triwulan III</i> | | | | | | | | |
| Juli | 14 004 | 9 140 | - | - | - | 16 386 | 2 819 | 10 412 |
| Agustus | 14 389 | 9 498 | - | - | - | 16 350 | 2 857 | 10 850 |
| September | 14 158 | 9 365 | - | - | - | 15 506 | 2 782 | 10 779 |
| <i>Triwulan IV</i> | | | | | | | | |
| Oktober | 14 169 | 9 377 | - | - | - | 15 814 | 2 802 | 10 454 |
| Nopember | 14 266 | 9 456 | - | - | - | 15 718 | 2 796 | 10 933 |
| Desember | - | - | - | - | - | - | - | - |

Sumber: Bank Indonesia Cabang Bandung
 Source: Bandung Branch Office Bank Of Indonesia

Tabel

9.4.1

**Rata-rata Harga Eceran Beberapa Jenis Barang di
Pasar Ibu Kota Kabupaten Bandung Barat, 2009**
*Average of Retail Prices of Several Selected Goods In
West Bandung Market, 2009*

Table

| No. | Bulan Month | Beras Umum Rice (Kg) | Daging Ayam Ras (kg) | Daging Sapi Beef Meats (kg) | Ikan Asin Salted Fish (kg) | Ikan Segar Fresh Fish (kg) | Telur Ayam Ras Imprv Hen Egg Butir |
|---------------|------------------------|-------------------------------|----------------------------|--------------------------------------|-------------------------------------|-------------------------------------|---|
| (1) | (2) | (3) | (4) | (5) | (6) | (7) | (8) |
| 1 | Januari January | 5 200 | 19 000 | 58 000 | 30 000 | 18 000 | 13 000 |
| 2 | Februari February | 5 400 | 21 000 | 58 000 | 31 000 | 18 000 | 13 000 |
| 3 | Maret March | 5 400 | 21 000 | 58 000 | 31 400 | 18 000 | 13 000 |
| 4 | April April | 5 300 | 21 000 | 58 000 | 31 400 | 18 000 | 13 000 |
| 5 | Mei May | 5 300 | 22 000 | 58 000 | 31 400 | 18 000 | 13 000 |
| 6 | Juni June | 5 300 | 20 000 | 58 000 | 31 400 | 18 000 | 13 000 |
| 7 | Juli July | 5 300 | 25 000 | 60 000 | 31 400 | 18 000 | 13 000 |
| 8 | Agustus August | 5 500 | 22 000 | 60 000 | 31 400 | 19 500 | 13 000 |
| 9 | September September | 5 500 | 22 000 | 58 000 | 31 400 | 19 500 | 13 000 |
| 10 | Oktober October | 5 400 | 23 000 | 59 000 | 31 400 | 19 500 | 13 000 |
| 11 | November November | 5 300 | 22 000 | 60 000 | 31 400 | 19 800 | 13 000 |
| 12 | Desember December | 5 400 | 23 000 | 60 000 | 31 400 | 19 800 | 13 000 |
| Jumlah | | 5 358 | 21 750 | 58 750 | 31 250 | 18 675 | 13 000 |

Sumber: Dinas Pertanian Perkebunan dan Kehutanan Kabupaten Bandung Barat

Source: Office of Agriculture, Plantations and Forrestry of Bandung Barat Regency

Tabel 9.4.1 Lanjutan
Table 9.4.1 Continued

| No. | Bulan Month | Bawang Merah Red Onion (kg) | Cabe merah Chilli (kg) | Cabe Rawit (kg) | Wortel Carrot (kg) | Buncis French Beans (kg) | Tomat Tomatoes (kg) | Kentang Potatoes (kg) |
|---------------|-------------------------------|---|---------------------------------|-----------------------|--------------------------|-----------------------------------|---------------------------|-----------------------------|
| (1) | (2) | (9) | (10) | (11) | (12) | (13) | (14) | (15) |
| 1 | Januari <i>Januari</i> | 7 600 | 15 700 | 15 000 | 1 500 | 4 000 | 3 500 | 5 500 |
| 2 | Februari <i>February</i> | 8 500 | 12 000 | 20 000 | 1 500 | 4 000 | 3 500 | 5 500 |
| 3 | Maret <i>March</i> | 8 500 | 12 500 | 20 000 | 1 500 | 4 000 | 3 500 | 5 500 |
| 4 | April <i>April</i> | 8 500 | 12 500 | 20 000 | 1 500 | 4 000 | 3 200 | 5 500 |
| 5 | Mei <i>May</i> | 8 500 | 16 200 | 20 000 | 1 500 | 4 000 | 3 200 | 6 000 |
| 6 | Juni <i>June</i> | 8 500 | 15 000 | 20 000 | 1 500 | 4 000 | 2 000 | 7 000 |
| 7 | Juli <i>July</i> | 10 100 | 15 000 | 18 000 | 1 500 | 4 000 | 2 500 | 6 000 |
| 8 | Agustus <i>August</i> | 8 750 | 15 000 | 18 000 | 1 500 | 4 000 | 3 000 | 6 000 |
| 9 | September <i>September</i> | 8 750 | 15 000 | 20 000 | 1 500 | 4 000 | 3 000 | 6 000 |
| 10 | Oktober <i>October</i> | 8 750 | 15 000 | 18 000 | 1 500 | 4 000 | 3 000 | 6 000 |
| 11 | Nopember <i>November</i> | 8 750 | 15 000 | 18 000 | 1 500 | 4 000 | 3 000 | 6 000 |
| 12 | Desember <i>Desember</i> | 8 750 | 15 000 | 19 000 | 1 500 | 4 000 | 3 000 | 6 000 |
| Jumlah | | 8 663 | 14 492 | 18 833 | 1 500 | 4 000 | 3 033 | 5 917 |

Sumber: Dinas Pertanian Perkebunan dan Kehutanan Kabupaten Bandung Barat
 Source: Office of Agricultur, Plantations and Forrestry of Bandung Barat Regency

Tabel 9.4.1 Lanjutan

Table 9.4.1 Continued

| No. | Bulan Month | Minyak Goreng Cooking Oil [barco II] (btl) | Gula Pasir Sugar [BMS] (kg) | Tepung Terigu Flour [S.tiga biru] (kg) | Garam Salt (kg) | Susu Bubuk [bndr 300gr] (doos) | Mie Instan [ay.bwg] (bks) | Minyak Tanah Kerosene [eceran] (ltr) |
|---------------|------------------------|--|---|---|-----------------------|--|------------------------------------|--|
| (1) | (2) | (16) | (17) | (18) | (19) | (20) | (21) | (22) |
| 1 | Januari January | 11 750 | 7 750 | 8 000 | 2 000 | 22 000 | 1 200 | 8 000 |
| 2 | Februari February | 10 680 | 7 750 | 8 000 | 2 000 | 22 000 | 1 200 | 8 000 |
| 3 | Maret March | 10 680 | 7 750 | 8 000 | 2 000 | 22 000 | 1 200 | 8 000 |
| 4 | April April | 10 680 | 7 750 | 8 000 | 2 000 | 22 000 | 1 200 | 8 000 |
| 5 | Mei May | 10 600 | 7 750 | 8 000 | 2 000 | 25 000 | 1 200 | 8 000 |
| 6 | Juni June | 10 800 | 7 750 | 8 000 | 2 000 | 25 000 | 1 200 | 8 000 |
| 7 | Juli July | 10 800 | 7 750 | 8 000 | 2 000 | 25 000 | 1 200 | 8 000 |
| 8 | Agustus August | 10 800 | 7 750 | 8 000 | 2 000 | 25 000 | 1 200 | 8 000 |
| 9 | September September | 10 800 | 8 500 | 8 000 | 2 000 | 25 000 | 1 200 | 8 000 |
| 10 | Oktober October | 10 800 | 8 500 | 8 000 | 2 000 | 25 000 | 1 200 | 8 000 |
| 11 | Nopember November | 10 800 | 8 500 | 8 000 | 2 000 | 25 000 | 1 200 | 8 000 |
| 12 | Desember December | 10 800 | 8 500 | 8 000 | 2 000 | 25 000 | 1 200 | 8 000 |
| Jumlah | | 10 833 | 8 000 | 8 000 | 2 000 | 24 000 | 1 200 | 8 000 |

Sumber: Dinas Pertanian Perkebunan dan Kehutanan Kabupaten Bandung Barat

Source: Office of Agriculture, Plantations and Forrestry of Bandung Barat Regency

**Produk Domestik
Regional Bruto**
*Gross Regional
Domestic Product*

X

<http://bandungbaratkab.bps.go.id>

<http://bandungbaratkab.bps.go.id>

10.1 PRODUK DOMESTIK REGIONAL BRUTO (PDRB)

Pembangunan yang berkelanjutan merupakan strategi pembangunan yang banyak diaplikasikan oleh negara berkembang, termasuk Indonesia. Oleh karena kebijakan pemerintah beberapa tahun terakhir memprioritaskan pertumbuhan ekonomi, dengan demikian eksploitasi terhadap sumber daya alam sangat mencolok tanpa memperhitungkan kerusakan lingkungan.

Laju pertumbuhan ekonomi tahun 2009 di Kabupaten Bandung Barat semakin membaik dibandingkan dengan tahun 2008. Berdasarkan perhitungan PDRB atas dasar harga konstan 2000, laju pertumbuhan ekonomi Kabupaten Bandung Barat tahun 2009 adalah sekitar 8,91 persen dan begitu pula pertumbuhan ekonomi tanpa migas adalah sebesar 8,91 persen.

Produk Domestik Regional Bruto Kabupaten Bandung tahun 2009 atas dasar harga berlaku mencapai 15.4787.957,82 juta rupiah. Sedangkan di sisi konstan yang tidak dipengaruhi oleh faktor inflasi mencapai 7.464.574,87 juta rupiah.

10.1 GROSS REGIONAL DOMESTIC PRODUCT (GRDP)

Sustainable development is development strategic is applied by development countries, included Indonesia in the last several year, economic growth as a priority policy government so that the exploitation of natural resources is carried out with giving less attention to environment.

For the year 2009, growth rate of Bandung Barat Regency economy showed a better performance than that of 2008. Based on GRDP at 2000 constant prices, growth of Bandung Regency economy in 2009 was 8.91 percent, while DRDP growth of non oil and gas was 8,91 percent.

Growth region development product of Bandung Barat Regency in 2009 reached 15.487.957,82 millions rupiahs, in same time, at constant prices which was not influenced by price and inflation factor reached 7.464.574,87 millions rupiahs.

<http://bandungbaratkab.bps.go.id>

Tabel 10.1.1 Produk Domestik Regional Bruto Kabupaten Bandung Barat Atas Dasar Harga Berlaku Menurut Lapangan Usaha Tahun 2007-2009 (Juta Rupiah)
Table 10.1.1 Gross Regional Domestic Product (GRDP) Bandung Barat Regency at Current Market Prices by Industrial Origin (Million Rp)

| LAPANGAN USAHA | 2007 | 2008 | 2009*) |
|---|---------------------|---------------------|---------------------|
| 1. PERTANIAN | 1 378 179,17 | 1 579 761,59 | 1 773 336,83 |
| a. Tanaman Bahan makanan | 790 538,93 | 892 729,34 | 989 685,44 |
| b. Perkebunan | 212 693,15 | 249 713,79 | 285 285,87 |
| c. Peternakan | 246 246,37 | 292 031,15 | 334 056,79 |
| d. Kehutanan | 12 897,08 | 14 313,39 | 15 370,45 |
| e. Perikanan | 115 803,64 | 130 973,92 | 148 938,28 |
| 2. PERTAMBANGAN DAN PENGGALIAN | 55 816,82 | 58 121,25 | 62 608,58 |
| a. Minyak dan Gas Bumi | - | - | - |
| b. Pertambangan Tanpa Migas | - | - | - |
| c. Penggalian | 55 816,82 | 58 121,25 | 62 608,58 |
| 3. INDUSTRI PENGOLAHAN | 5 761 640,36 | 6 624 524,15 | 6 921 771,98 |
| a. Industri Migas | - | - | - |
| 1. Pengilangan Minyak Bumi | - | - | - |
| 2. Gas Alam Cair | - | - | - |
| a. Industri Tanpa Migas | 5 761 640,36 | 6 624 524,15 | 6 921 771,98 |
| 1. Makanan, Minuman dan Tembakau | - | - | - |
| 2. Tekstil, Barang dari Kulit dan Alas Kaki | - | - | - |
| 3. Barang dari Kayu dan Hasil Hutan Lainnya | - | - | - |
| 4. Kertas dan Barang Cetak | - | - | - |
| 5. Pupuk, Kimia dan Barang dari Karet | - | - | - |
| 6. Semen dan Barang Galian Bukan Logam | - | - | - |
| 7. Logam Dasar Besi dan Baja | - | - | - |
| 8. Alat Angkutan, Mesin dan Peralatannya | - | - | - |
| 9. Barang Lainnya | - | - | - |
| 4. LISTRIK, GAS DAN AIR BERSIH | 842 017,50 | 919 660,89 | 1 003 988,45 |
| a. Listrik | 835 714,27 | 912 780,35 | 996 596,14 |
| b. Gas Kota | - | - | - |
| c. Air Bersih | 6 303,23 | 6 880,54 | 7 392,31 |

Sumber: BPS Kabupaten Bandung Barat
 Source: *Statistic of Bandung Barat Regency*

Catatan : *) Angka Perbaikan

Tabel 10.1.1 Lanjutan
Table 10.1.1 Continued

| LAPANGAN USAHA | 2007 | 2008 | 2009*) |
|---|----------------------|----------------------|----------------------|
| 5. BANGUNAN/KONTRUKSI | 279 999,26 | 361 715,09 | 378 837,69 |
| 6. PERDAGANGAN, HOTEL DAN RESTORAN | 2 267 290,04 | 2 634 504,96 | 3 081 115,57 |
| a. Perdagangan Besar & Eceran | 1 676 293,44 | 1 939 610,72 | 2 291 023,26 |
| b. Hotel | 27 925,66 | 33 048,59 | 39 608,72 |
| c. Restoran | 563 070,94 | 661 845,65 | 750 483,59 |
| 7. PENGANGKUTAN DAN KOMUNIKASI | 809 614,85 | 951 601,54 | 1 036 131,90 |
| a. Pengangkutan | 717 631,46 | 833 081,72 | 897 409,88 |
| 1 Angkutan Rel | 4 523,97 | 4 976,75 | 5 529,49 |
| 2 Angkutan Jalan Raya | 649 986,60 | 758 040,52 | 813 658,74 |
| 3 Angkutan laut | - | - | - |
| 4 Angkutan Sungai & Penyebrangan | 615,21 | 635,31 | 668,73 |
| 5 Angkutan Udara | - | - | - |
| 6 Jasa Penunjang Angkutan | 62 505,68 | 69 429,14 | 77 552,92 |
| b. Komunikasi | 91 983,39 | 118 519,82 | 138 722,02 |
| 1. Pos dan Telekomunikasi | 91 983,39 | 118 519,82 | 138 722,02 |
| 2 Jasa Penunjang Komunikasi | - | - | - |
| 8. KEUANGAN, PERSEWAAN DAN JASA PERUSAHAAN | 324 895,06 | 369 958,66 | 413 541,07 |
| a. Bank | 43 917,32 | 49 553,26 | 56 450,15 |
| b. Lembaga Keuangan Tanpa Bank | 8 982,54 | 10 108,98 | 11 887,88 |
| c. Jasa Penunjang Keuangan | - | - | - |
| d. Sewa Bangunan | 225 426,40 | 257 229,29 | 285 991,76 |
| e. Jasa perusahaan | 46 568,80 | 53 067,13 | 59 211,28 |
| 9. JASA-JASA | 642 692,59 | 720 563,96 | 816 625,75 |
| a. Pemerintahan Umum | 150 518,86 | 160 314,03 | 195 745,29 |
| 1. Pemerintahan Umum dan Pertahanan | 150 518,86 | 160 314,03 | 195 745,29 |
| 2. Jasa Pemerintahan Lainnya | - | - | - |
| b. Swasta | 492 173,72 | 560 249,93 | 620 880,46 |
| 1. Sosial Kemasyarakatan | 61 772,44 | 70 266,03 | 74 088,46 |
| 2. Hiburan dan Rekreasi | 7 570,20 | 8 849,01 | 9 556,40 |
| 3. Perorangan dan Rumahtangga | 422 831,09 | 481 134,89 | 537 235,60 |
| PDRB DENGAN MIGAS | 12 362 145,65 | 14 220 412,09 | 15 487 957,82 |
| PDRB TANPA MIGAS | 12 362 145,65 | 14 220 412,09 | 15 487 957,82 |

Catatan : *) Angka Perbaikan

Tabel 10.1.2 **Produk Domestik Regional Bruto Kabupaten Bandung Barat Atas Dasar Harga Konstan Menurut Lapangan Usaha Tahun 2007 -2009 (Juta Rupiah)**
Gross Regional Domestic Product (GRDP) Bandung Barat Regency at Constant Market Prices 2000 by Industrial Origin (Million Rp)

| LAPANGAN USAHA | 2007 | 2008 | 2009*) |
|---|---------------------|---------------------|---------------------|
| 1. PERTANIAN | 777 121,35 | 802 995,28 | 832 429,32 |
| a. Tanaman Bahan makanan | 425 863,12 | 437 346,16 | 453 779,51 |
| b. Perkebunan | 117 143,41 | 122 817,91 | 127 589,12 |
| c. Peternakan | 143 007,23 | 148 352,26 | 153 525,73 |
| d. Kehutanan | 7 362,81 | 7 643,99 | 7 828,18 |
| e. Perikanan | 83 744,78 | 86 834,96 | 89 706,78 |
| 2. PERTAMBANGAN DAN PENGGALIAN | 35 665,74 | 37 626,79 | 39 528,83 |
| a. Minyak dan Gas Bumi | - | - | - |
| b. Pertambangan Tanpa Migas | - | - | - |
| c. Penggalian | 35 665,74 | 37 626,79 | 39 528,83 |
| 3. INDUSTRI PENGOLAHAN | 3 160 393,70 | 3 313 355,90 | 3 395 893,71 |
| a. Industri Migas | - | - | - |
| 1. Pengilangan Minyak Bumi | - | - | - |
| 2. Gas Alam Cair | - | - | - |
| a. Industri Tanpa Migas | 3 160 393,70 | 3 313 355,90 | 3 395 893,71 |
| 1. Makanan, Moniman dan Tembakau | - | - | - |
| 2. Tekstil, Barang dari Kulit dan Alas Kaki | - | - | - |
| 3. Barang dari Kayu dan Hasil Hutan Lainnya | - | - | - |
| 4. Kertas dan Barang Cetak | - | - | - |
| 5. Pupuk, Kimia dan Barang dari Karet | - | - | - |
| 6. Semen dan Barang Galian Bukan Logam | - | - | - |
| 7. Logam Dasar Besi dan Baja | - | - | - |
| 8. Alat Angkutan, Mesin dan Peralatannya | - | - | - |
| 9. Barang Lainnya | - | - | - |
| 4. LISTRIK, GAS DAN AIR BERSIH | 481 574,28 | 505 209,68 | 541 215,47 |
| a. Listrik | 477 392,03 | 500 832,24 | 536 582,40 |
| b. Gas Kota | - | - | - |
| c. Air Bersih | 4 182,25 | 4 377,44 | 4 633,07 |

Sumber: BPS Kabupaten Bandung Barat
 Source: *Statistic of Bandung Barat Regency*

Catatan : *) Angka Perbaikan

Tabel 10.1.2 Lanjutan
Table 10.1.2 Continued

| LAPANGAN USAHA | 2007 | 2008 | 2009*) |
|---|----------------------|---------------------|---------------------|
| 5. BANGUNAN/KONTRUKSI | 160 681,26 | 167 300,28 | 174 240,30 |
| 6. PERDAGANGAN, HOTEL DAN RESTORAN | 12 581 607,69 | 1 367 910,41 | 1 468 810,40 |
| a. Perdagangan Besar & Eceran | 912 746,08 | 966 122,00 | 1040 223,56 |
| b. Hotel | 16 745,69 | 18 203,20 | 19 545,48 |
| c. Restoran | 352 115,91 | 383 585,21 | 409 041,36 |
| 7. PENGANGKUTAN DAN KOMUNIKASI | 385 532,86 | 405 694,95 | 421 167,09 |
| a. Pengangkutan | 338 831,42 | 355 555,64 | 369 183,82 |
| 1 Angkutan Rel | 2 688,84 | 2 881,60 | 3 097,92 |
| 2 Angkutan Jalan Raya | 301 174,88 | 316 068,08 | 326 980,90 |
| 3 Angkutan laut | - | - | - |
| 4 Angkutan Sungai & Penyebrangan | 285,33 | 278,79 | 283,90 |
| 5 Angkutan Udara | - | - | - |
| 6 Jasa Penunjang Angkutan | 34 682,37 | 36 327,17 | 38 821,10 |
| b. Komunikasi | 46 701,44 | 50 139,31 | 51 983,27 |
| 1. Pos dan Telekomunikasi | 46 701,44 | 50 139,31 | 51 983,27 |
| 2 Jasa Penunjang Komunikasi | - | - | - |
| 8. KEUANGAN, PERSEWAAN DAN JASA PERUSAHAAN | 193 490,27 | 203 295,97 | 214 673,08 |
| a. Bank | 32 368,96 | 33 999,16 | 35 078,97 |
| b. Lembaga Keuangan tanpa Bank | 4 844,55 | 4 991,27 | 5 188,52 |
| c. Jasa Penunjang Keuangan | - | - | - |
| d. Sewa Bangunan | 130 540,66 | 137 404,97 | 146 586,00 |
| e. Jasa perusahaan | 25 736,10 | 26 900,57 | 27 819,59 |
| 9. JASA - JASA | 335 214,43 | 354 244,06 | 376 616,68 |
| a. Pemerintahan Umum | 84 277,30 | 88 801,52 | 104 096,73 |
| 1. Pemerintahan Umum dan Pertahanan | 84 277,30 | 88 801,52 | 104 096,73 |
| 2. Jasa Pemerintahan Lainnya | - | - | - |
| b. Swasta | 250 937,13 | 265 442,54 | 272 519,95 |
| 1. Sosial Kemasyarakatan | 34 633,89 | 36 571,00 | 37 264,68 |
| 2. Hiburan dan Rekreasi | 4 037,26 | 4 219,16 | 4 435,35 |
| 3. Perorangan dan Rumahtangga | 212 265,98 | 224 652,38 | 230 819,92 |
| PDRB DENGAN MIGAS | 6 811 281,58 | 7 157 633,32 | 7 464 574,87 |
| PDRB TANPA MIGAS | 6 811 281,58 | 7 157 633,32 | 7 464 574,87 |

Catatan : *) Angka Perbaikan

Tabel
Table

10.1.3

Indeks Harga Implisit Produk Domestik Regional Bruto Kabupaten Bandung Barat Menurut Lapangan Usaha Tahun 2007- 2009*Growth Rate of Gross Regional Domestic Product (GRDP) of Bandung Barat Regency by Industrial Origin*

| LAPANGAN USAHA | 2007 | 2008 | 2009*) |
|---|---------------|---------------|---------------|
| 1. PERTANIAN | 177,34 | 196,73 | 213,03 |
| a. Tanaman Bahan makanan | 185,63 | 204,12 | 218,10 |
| b. Perkebunan | 181,57 | 203,32 | 223,60 |
| c. Peternakan | 172,19 | 196,85 | 217,59 |
| d. Kehutanan | 175,17 | 187,25 | 196,35 |
| e. Perikanan | 138,28 | 150,83 | 166,03 |
| 2. PERTAMBANGAN DAN PENGGALIAN | 156,50 | 154,47 | 158,39 |
| a. Minyak dan Gas Bumi | - | - | - |
| b. Pertambangan Tanpa Migas | - | - | - |
| c. Penggalian | 156,50 | 154,47 | 158,39 |
| 3. INDUSTRI PENGOLAHAN | 182,31 | 199,93 | 203,82 |
| a. Industri Migas | - | - | - |
| 1. Pengilangan Minyak Bumi | - | - | - |
| 2. Gas Alam Cair | - | - | - |
| a. Industri Tanpa Migas | 182,31 | 199,93 | 203,82 |
| 1. Makanan, Minuman dan Tembakau | - | - | - |
| 2. Tekstil, Barang dari Kulit dan Alas Kaki | - | - | - |
| 3. Barang dari Kayu dan Hasil Hutan Lainnya | - | - | - |
| 4. Kertas dan Barang Cetak | - | - | - |
| 5. Pupuk, Kimia dan Barang dari Karet | - | - | - |
| 6. Semen dan Barang Galian Bukan Logam | - | - | - |
| 7. Logam Dasar Besi dan Baja | - | - | - |
| 8. Alat Angkutan, Mesin dan Peralatannya | - | - | - |
| 9. Barang Lainnya | - | - | - |
| 4. LISTRIK, GAS DAN AIR BERSIH | 174,85 | 182,04 | 185,51 |
| a. Listrik | 175,06 | 182,25 | 185,73 |
| b. Gas Kota | - | - | - |
| c. Air Bersih | 150,71 | 157,18 | 159,56 |

Sumber: BPS Kabupaten Bandung Barat
 Source: *Statistic of Bandung Barat Regency*
 Catatan : *) Angka Perbaikan

Tabel 10.1.3 Lanjutan
Table 10.1.3 Continued

| LAPANGAN USAHA | 2007 | 2008 | 2009*) |
|---|---------------|---------------|---------------|
| 5. BANGUNAN/KONTRUKSI | 174,26 | 216,21 | 217,42 |
| 6. PERDAGANGAN, HOTEL DAN RESTORAN | 176,91 | 192,59 | 209,77 |
| a. Perdagangan Besar & Eceran | 183,65 | 200,76 | 220,24 |
| b. Hotel | 166,76 | 181,55 | 202,65 |
| c. Restoran | 159,91 | 172,54 | 183,47 |
| 7. PENGANGKUTAN DAN KOMUNIKASI | 210,00 | 234,56 | 246,01 |
| a. Pengangkutan | 211,80 | 234,30 | 243,08 |
| 1 Angkutan Rel | 168,25 | 172,71 | 178,49 |
| 2 Angkutan Jalan Raya | 215,82 | 239,83 | 248,84 |
| 3 Angkutan laut | - | - | - |
| 4 Angkutan Sungai & Penyebrangan | - | - | 235,55 |
| 5 Angkutan Udara | - | - | - |
| 6 Jasa Penunjang Angkutan | 180,22 | 191,12 | 199,77 |
| b. Komunikasi | 196,96 | 236,38 | 266,86 |
| 1. Pos dan Telekomunikasi | 196,96 | 236,38 | 236,08 |
| 2 Jasa Penunjang Komunikasi | - | - | - |
| 8. KEUANGAN, PERSEWAAN DAN JASA PERUSAHAAN | 167,91 | 181,98 | 192,64 |
| a. Bank | 135,68 | 145,75 | 160,92 |
| b. Lembaga Keuangan tanpa Bank | 185,42 | 202,53 | 229,12 |
| c. Jasa Penunjang Keuangan | - | - | - |
| d. Sewa Bangunan | 172,69 | 187,21 | 195,10 |
| e. Jasa perusahaan | 18095 | 197,27 | 212,84 |
| 9. JASA - JASA | 191,73 | 203,41 | 216,83 |
| a. Pemerintahan Umum | 178,60 | 180,53 | 188,04 |
| 1. Pemerintahan Umum dan Pertahanan | 178,60 | 180,53 | 190,22 |
| 2. Jasa Pemerintahan Lainnya | - | - | 190,22 |
| b. Swasta | 196,13 | 211,06 | 227,83 |
| 1. Sosial Kemasyarakatan | 178,36 | 192,14 | 198,82 |
| 2. Hiburan dan Rekreasi | 187,51 | 209,73 | 215,46 |
| 3. Perorangan dan Rumahtangga | 199,20 | 214,17 | 232,75 |
| PDRB DENGAN MIGAS | 181,50 | 198,67 | 207,48 |

Catatan : *) Angka Perbaikan

Tabel
Table 10.1.4

Laju Pertumbuhan Produk Domestik Regional Bruto Kabupaten Bandung Barat Atas Dasar Harga Berlaku Menurut Lapangan Usaha 2007- 2009
Growth Rate of Gross Regional Domestic Product (GRDP) of Bandung Barat Regency at Current Market Prices by Industri Origin (Persen / Percent)

| LAPANGAN USAHA | 2007 | 2008 | 2009*) |
|---|--------------|--------------|--------------|
| 1. PERTANIAN | 10,56 | 14,63 | 12,25 |
| a. Tanaman Bahan makanan | 10,05 | 12,93 | 10,86 |
| b. Perkebunan | 14,24 | 17,41 | 14,25 |
| c. Peternakan | 8,57 | 18,59 | 14,39 |
| d. Kehutanan | 10,84 | 10,98 | 7,39 |
| e. Perikanan | 11,80 | 13,10 | 13,72 |
| 2. PERTAMBANGAN DAN PENGGALIAN | 10,81 | 4,13 | 7,72 |
| a. Minyak dan Gas Bumi | - | - | - |
| b. Pertambangan Tanpa Migas | - | - | - |
| c. Penggalian | 10,81 | 4,13 | 7,72 |
| 3. INDUSTRI PENGOLAHAN | 12,74 | 14,98 | 4,49 |
| a. Industri Migas | - | - | - |
| 1. Pengilangan Minyak Bumi | - | - | - |
| 2. Gas Alam Cair | - | - | - |
| a. Industri Tanpa Migas | 12,74 | 14,98 | 4,49 |
| 1. Makanan, Moniman dan Tembakau | - | - | - |
| 2. Tekstil, Barang dari Kulit dan Alas Kaki | - | - | - |
| 3. Barang dari Kayu dan Hasil Hutan Lainnya | - | - | - |
| 4. Kertas dan Barang Cetakn | - | - | - |
| 5. Pupuk, Kimia dan Barang dari Karet | - | - | - |
| 6. Semen dan Barang Galian Bukan Logam | - | - | - |
| 7. Logam Dasar Besi dan Baja | - | - | - |
| 8. Alat Angkutan, Mesin dan Peralatannya | - | - | - |
| 9. Barang Lainnya | - | - | - |
| 4. LISTRIK, GAS DAN AIR BERSIH | 12,12 | 9,22 | 9,17 |
| a. Listrik | 12,13 | 9,22 | 9,18 |
| b. Gas Kota | 1,00 | 2,00 | - |
| c. Air Bersih | 10,73 | 9,16 | 7,44 |

Sumber: BPS Kabupaten Bandung Barat
 Source: *Statistic of Bandung Barat Regency*
 Catatan : *) Angka Perbaikan

Tabel 10.1.4 Lanjutan
Table 10.1.4 Continued

| LAPANGAN USAHA | 2007 | 2008 | 2009*) |
|---|--------------|--------------|--------------|
| 5. BANGUNAN/KONTRUKSI | 12,89 | 29,18 | 4,73 |
| 6. PERDAGANGAN, HOTEL DAN RESTORAN | 15,35 | 16,20 | 16,95 |
| a. Perdagangan Besar & Eceran | 15,30 | 15,71 | 18,12 |
| b. Hotel | 16,11 | 18,34 | 19,85 |
| c. Restoran | 15,46 | 17,54 | 13,39 |
| 7. PENGANGKUTAN DAN KOMUNIKASI | 14,64 | 17,54 | 8,88 |
| a. Pengangkutan | 13,97 | 16,09 | 7,72 |
| 1 Angkutan Rel | 10,77 | 10,01 | 11,11 |
| 2 Angkutan Jalan Raya | 14,04 | 16,62 | 7,34 |
| 3 Angkutan laut | - | - | - |
| 4 Angkutan Sungai & Penyebrangan | - | - | 5,26 |
| 5 Angkutan Udara | - | - | - |
| 6 Jasa Penunjang Angkutan | 13,53 | 11,08 | 11,70 |
| b. Komunikasi | 20,18 | 28,85 | 17,05 |
| 1. Pos dan Telekomunikasi | 20,18 | 28,85 | 17,05 |
| 2 Jasa Penunjang Komunikasi | - | - | - |
| 8. KEUANGAN, PERSEWAAN DAN JASA PERUSAHAAN | 13,85 | 13,87 | 11,78 |
| a. Bank | 15,38 | 12,83 | 13,92 |
| b. Lembaga Keuangan tanpa Bank | 12,31 | 12,54 | 17,60 |
| c. Jasa Penunjang Keuangan | - | - | - |
| d. Sewa Bangunan | - | - | 11,18 |
| e. Jasa perusahaan | 12,33 | 13,95 | 11,58 |
| 9. JASA - JASA | 15,68 | 12,12 | 13,33 |
| a. Pemerintahan Umum | 13,76 | 6,51 | 22,10 |
| 1. Pemerintahan Umum dan Pertahanan | 13,76 | 6,51 | 22,10 |
| 2. Jasa Pemerintahan Lainnya | - | - | - |
| b. Swasta | 16,28 | 13,83 | 10,82 |
| 1. Sosial Kemasyarakatan | 12,26 | 13,75 | 5,44 |
| 2. Hiburan dan Rekreasi | 21,26 | 16,89 | 7,99 |
| 3. Perorangan dan Rumahtangga | 16,80 | 13,79 | 11,66 |
| PDRB DENGAN MIGAS | 13,22 | 15,03 | 8,91 |
| PDRB TANPA MIGAS | 13,22 | 15,03 | 8,91 |

Catatan : *) Angka Perbaikan

Tabel
Table 10.1.5

Laju Pertumbuhan Produk Domestik Regional Bruto Kabupaten Bandung Barat Atas Dasar Harga Konstan 2000 Menurut Lapangan Usaha 2007- 2009
Growth Rate of Gross Regional Domestic Product (GRDP) of Bandung Barat Regency at Constant Market Prices 2000 by Industriarian Origin (Persen / Percent)

| LAPANGAN USAHA | 2007 | 2008 | 2009*) |
|---|-------------|-------------|-------------|
| 1. PERTANIAN | 2,20 | 3,33 | 3,67 |
| a. Tanaman Bahan makanan | 1,09 | 2,70 | 3,79 |
| b. Perkebunan | 4,54 | 4,84 | 3,88 |
| c. Peternakan | 2,33 | 3,74 | 3,49 |
| d. Kehutanan | 5,15 | 3,82 | 2,41 |
| e. Perikanan | 4,23 | 3,69 | 3,31 |
| 2. PERTAMBANGAN DAN PENGGALIAN | 5,53 | 5,50 | 5,06 |
| a. Minyak dan Gas Bumi | - | - | - |
| b. Pertambangan Tanpa Migas | - | - | - |
| c. Penggalian | -5,53 | 5,50 | 5,06 |
| 3. INDUSTRI PENGOLAHAN | 5,18 | 4,84 | 2,49 |
| a. Industri Migas | - | - | - |
| 1. Pengilangan Minyak Bumi | - | - | - |
| 2. Gas Alam Cair | - | - | - |
| a. Industri Tanpa Migas | 5,18 | 4,84 | 2,49 |
| 1. Makanan, Moniman dan Tembakau | - | - | - |
| 2. Tekstil, Barang dari Kulit dan Alas Kaki | - | - | - |
| 3. Barang dari Kayu dan Hasil Hutan Lainnya | - | - | - |
| 4. Kertas dan Barang Cetak | - | - | - |
| 5. Pupuk, Kimia dan Barang dari Karet | - | - | - |
| 6. Semen dan Barang Galian Bukan Logam | - | - | - |
| 7. Logam Dasar Besi dan Baja | - | - | - |
| 8. Alat Angkutan, Mesin dan Peralatannya | - | - | - |
| 9. Barang Lainnya | - | - | - |
| 4. LISTRIK, GAS DAN AIR BERSIH | 5,20 | 4,91 | 7,13 |
| a. Listrik | 5,20 | 4,91 | 7,14 |
| b. Gas Kota | - | - | - |
| c. Air Bersih | 4,74 | 4,67 | 5,84 |

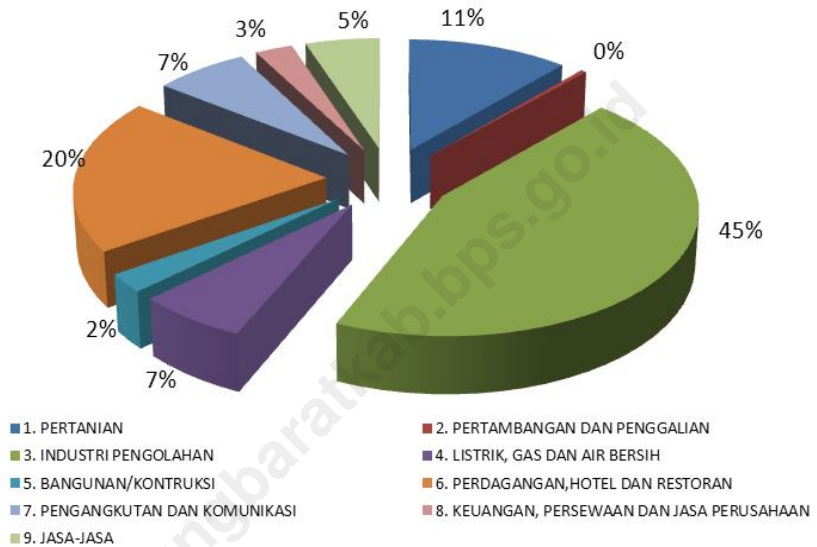
Sumber: BPS Kabupaten Bandung Barat
 Source: *Statistic of Bandung Barat Regency*
 Catatan : *) Angka Perbaikan

Tabel 10.1.5 Lanjutan
Table 10.1.5 Continued

| LAPANGAN USAHA | 2007 | 2008 | 2009*) |
|---|-------------|-------------|--------------|
| 5. BANGUNAN/KONTRUKSI | 4,68 | 4,12 | 4,15 |
| 6. PERDAGANGAN, HOTEL DAN RESTORAN | 7,01 | 6,73 | 7,38 |
| a. Perdagangan Besar & Eceran | 6,32 | 5,85 | 7,67 |
| b. Hotel | 8,20 | 8,70 | 7,37 |
| c. Restoran | 8,80 | 8,94 | 6,64 |
| 7. PENGANGKUTAN DAN KOMUNIKASI | 6,18 | 5,23 | 3,81 |
| a. Pengangkutan | 6,09 | 4,94 | 3,83 |
| 1 Angkutan Rel | 6,14 | 7,17 | 7,51 |
| 2 Angkutan Jalan Raya | 6,14 | 4,95 | 3,45 |
| 3 Angkutan laut | - | - | - |
| 4 Angkutan Sungai & Penyebrangan | - | - | 1,83 |
| 5 Angkutan Udara | - | - | - |
| 6 Jasa Penunjang Angkutan | 5,69 | 4,74 | 6,87 |
| b. Komunikasi | 6,88 | 7,36 | 3,68 |
| 1. Pos dan Telekomunikasi | 6,88 | 7,36 | 3,68 |
| 2 Jasa Penunjang Komunikasi | - | - | - |
| 8. KEUANGAN, PERSEWAAN DAN JASA PERUSAHAAN | 6,81 | 5,07 | 5,60 |
| a. Bank | 8,94 | 5,04 | 3,18 |
| b. Lembaga Keuangan tanpa Bank | 3,09 | 3,03 | 3,95 |
| c. Jasa penunjang Keuangan | - | - | - |
| d. Sewa Bangunan | 6,73 | 5,26 | 6,68 |
| e. Jasa perusahaan | 5,28 | 4,52 | 3,42 |
| 9. JASA - JASA | 6,94 | 5,68 | 6,32 |
| a. Pemerintahan Umum | 5,62 | 5,37 | 17,22 |
| 1. Pemerintahan Umum dan Pertahanan | 5,62 | 5,37 | 17,22 |
| 2. Jasa Pemerintahan Lainnya | - | - | - |
| b. Swasta | 7,39 | 5,78 | 2,67 |
| 1. Sosial Kemasyarakatan | 5,65 | 5,59 | 1,90 |
| 2. Hiburan dan Rekreasi | 7,79 | 4,51 | 6,12 |
| 3. Perorangan dan Rumahtangga | 7,67 | 5,84 | 2,75 |
| PDRB DENGAN MIGAS | 5,35 | 5,08 | 4,29 |
| PDRB TANPA MIGAS | 5,35 | 5,08 | 4,29 |

Catatan : *) Angka Perbaikan

Gambar 10.1. PDRB Kabupaten Bandung Barat Atas Dasar Harga Berlaku Menurut lapangan Usaha, 2009
 Figure 10.1 Gross Regional Domestic Product (GRDP) Bandung Barat Regency at Current Market Prices by Industrial Origin, 2009



Gambar 10.2. Laju Pertumbuhan PDRB Kabupaten Bandung Barat Atas Dasar Harga Berlaku Menurut Lapangan Usaha, 2009 (Persen)
 Figure 10.2 Group Rate of Gross Regional Domestic Product (GRDP) Bandung Barat Regency At Current Market Prices by Industrial Origin, 2009 (Percent)

