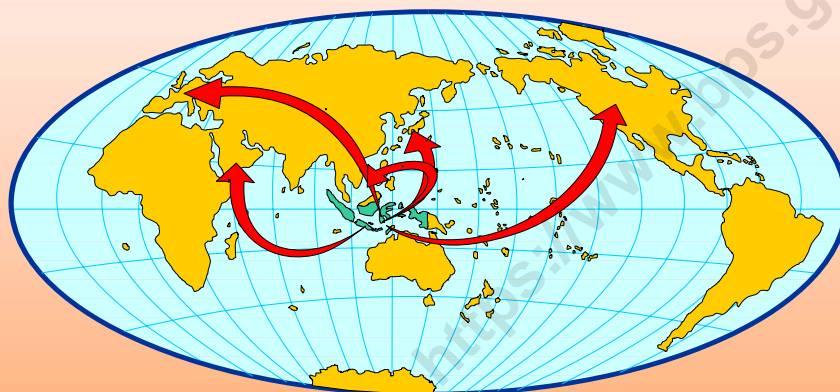




Katalog BPS : 8202002

BULETIN
STATISTIK PERDAGANGAN LUAR NEGERI
FOREIGN TRADE STATISTICAL BULLETIN
EKSPOR/EXPORTS



Menurut kelompok komoditi dan negara
DESEMBER 2010



BADAN PUSAT STATISTIK, JAKARTA - INDONESIA

Buletin Statistik Perdagangan Luar Negeri
Foreign Trade Statistical Bulletin

EKSPOR /EXPORTS

ISSN : 0216-5775

No. Publikasi / *Publication Number* : 06110.1103

Katalog BPS / *BPS Catalogue*: 8202002

Ukuran Buku / *Book Size* : 21 Cm X 29 Cm

Jumlah Halaman / *Total Pages* : 152 Halaman / *Pages*

Naskah / *Manuscript* :

Subdirektorat Statistik Ekspor

Export Statistics Subdirectorate

Gambar Kulit / *Cover Design* :

Subdirektorat Statistik Ekspor

Export Statistics Subdirectorate

Diterbitkan oleh / *Published by* :

Badan Pusat Statistik, Jakarta - Indonesia

CBS, Indonesia

Dicetak oleh / *Printed by* :

CV Tapasuma Ratu Agung

Boleh dikutip dengan menyebut sumbernya

May be cited with reference to the source

KATA PENGANTAR

Buletin Statistik Perdagangan Luar Negeri Ekspor yang diterbitkan secara bulanan memuat data ekspor menurut sektor, Perkembangan ekspor komoditi pertanian, Perkembangan ekspor komoditi industri, Perkembangan ekspor komoditi pertambangan dan Perkembangan ekspor Indonesia menurut komoditi dan negara tujuan secara kumulatif dari Januari sampai bulan berjalan.

Buletin ini juga menyajikan ulasan singkat tentang perbandingan, pertumbuhan dan peranan serta data pokok yang cukup menonjol atau yang mengalami perubahan yang signifikan. Diharapkan dengan adanya informasi semacam ini, para pengguna data ekspor dapat melihat dan mengikuti perkembangan ekspor secara garis besar.

Kepada para pengguna data, saran dan kritik yang bersifat konstruktif demi penyempurnaan publikasi ini, sangat diharapkan. Dengan demikian usaha BPS untuk meningkatkan pelayanan dan pemasyarakatan statistik (khususnya data Statistik Ekspor) dapat dilaksanakan secara baik dan berkesinambungan.

Jakarta, Februari 2011

BADAN PUSAT STATISTIK

KEPALA,

Dr. Rusman Heriawan

NIP. 19511104 197403 1 001

ISI / CONTENT

Halaman / Page

| | |
|---------------------------------------|---------|
| Kata Pengantar / <i>Preface</i> | iii |
| Isi / <i>Content</i> | iv |
| Ringkasan / <i>Highlight</i> | v - xiv |

Tabel-tabel / Tables

| | |
|--|---|
| Tabel 1. Ringkasan Perkembangan Ekspor Indonesia | 1 |
| Tabel 2. Perkembangan Ekspor Komoditi Pertanian | 1 |
| Tabel 3. Perkembangan Ekspor Komoditi Industri | 2 |
| Tabel 4. Perkembangan Ekspor Komoditi Pertambangan | 4 |
| Tabel 5. Perkembangan Ekspor Indonesia Menurut Komoditi dan Negara Tujuan | 5 |

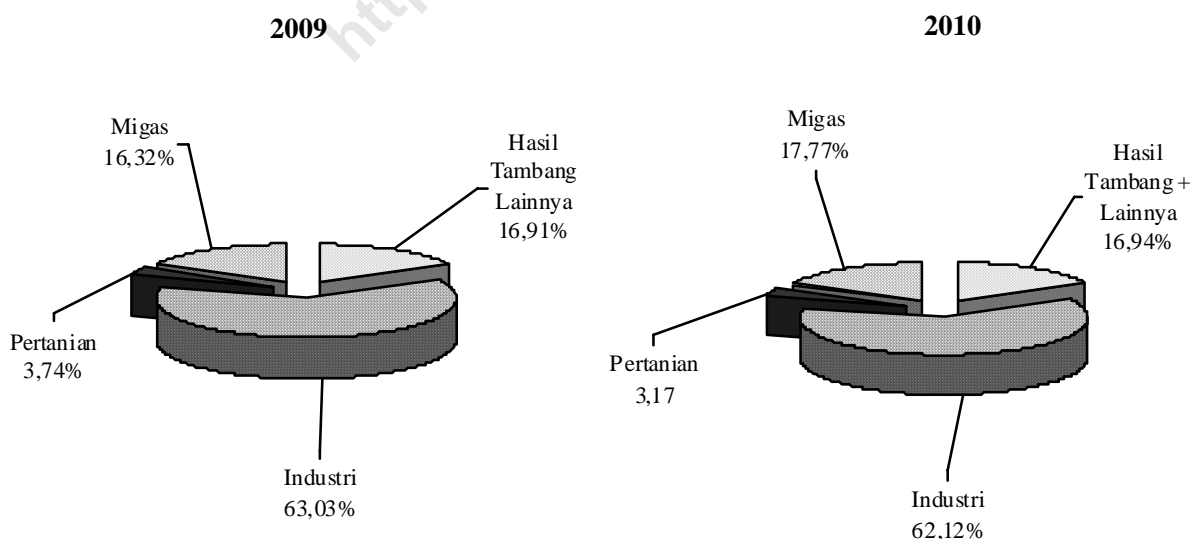
RINGKASAN

Ekspor Indonesia pada periode Januari - Desember 2010 mencapai nilai US\$ 157 779,1 juta dengan volume 478 846,8 ribu ton, yang terdiri dari US\$ 28 039,6 juta hasil ekspor minyak dan gas bumi dan US\$ 129 739,5 juta hasil ekspor komoditi non migas.

Dibandingkan periode yang sama tahun 2009, nilai ekspor naik US\$ 41 269,1 juta, karena adanya peningkatan ekspor non migas senilai US\$ 32 247,8 juta dan dari kelompok migas juga mengalami peningkatan sebesar US\$ 9 021,3 juta atau

naik 47,43 persen dibanding periode yang sama tahun sebelumnya. Dengan demikian, diperlihatkan bahwa penerimaan dari sektor migas masih bisa diharapkan, karena perkembangan harga di pasaran internasional menunjukkan perkembangan yang fluktuatif. Bulan Desember 2010 harga minyak mentah Indonesia US\$ 91,37 per barelnya, naik sebesar US\$ 15,79 per barel dibandingkan bulan Desember 2009.

Grafik 1 : PERBANDINGAN NILAI EKSPOR INDONESIA PADA JANUARI - DESEMBER 2009 & 2010

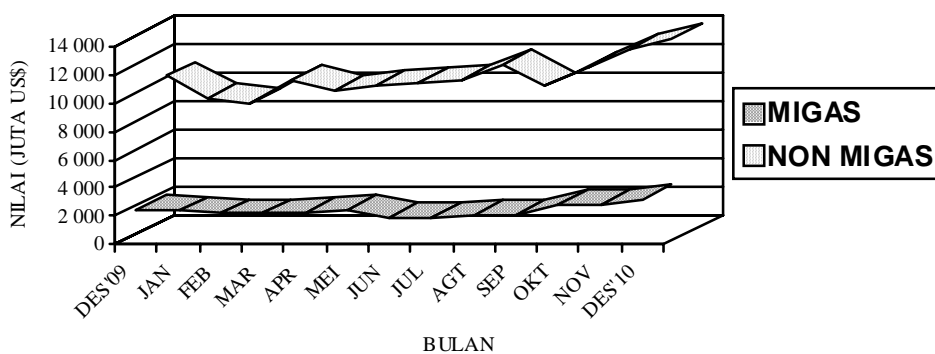


Pada Grafik 1 ditampilkan perbandingan nilai ekspor selama Periode Januari - Desember 2009 dan 2010. Sedangkan trend perkembangannya dari bulan Desember 2009 sampai dengan Desember 2010 disajikan pada Grafik 2, 3, dan 4. Nilai ekspor kelompok migas pada Januari - Desember 2009 senilai US\$ 19 018,3 juta yang terdiri dari minyak mentah, hasil minyak dan gas masing-masing senilai US\$ 7 820,3 juta, US\$ 2 262,3 juta, dan US\$ 8 935,7 juta. Sedangkan pada Januari - Desember 2010 nilai untuk kelompok migas

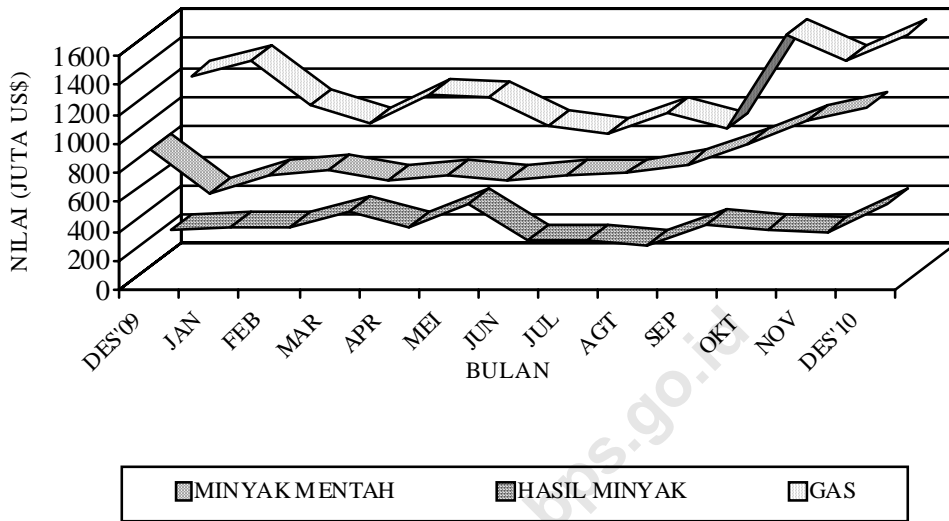
masing-masing sebesar US\$ 10 402,9 juta, US\$ 3 967,3 juta dan US\$ 13 669,5 juta.

Nilai ekspor untuk kelompok non migas yang terdiri dari hasil pertanian, industri serta hasil tambang dan lainnya pada bulan Januari - Desember 2009 masing-masing US\$ 4 352,8 juta, US\$ 73 435,8 juta, dan US\$ 19 703,1 juta. Sementara itu pada periode Januari - Desember 2010 masing-masing mencapai US\$ 5 001,9 juta, US\$ 98 015,1 juta, dan US\$ 26 722,5 juta.

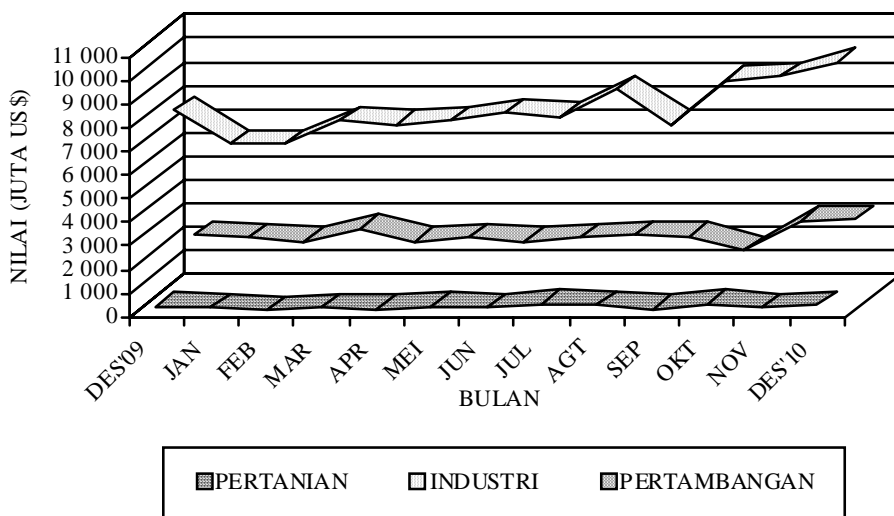
Grafik 2 : PERKEMBANGAN NILAI EKSPOR MIGAS DAN NON MIGAS SELAMA DESEMBER 2009 SAMPAI DENGAN DESEMBER 2010



**Grafik 3 : PERKEMBANGAN NILAI EKSPOR KOMODITI MIGAS
SELAMA DESEMBER 2009 SAMPAI DENGAN DESEMBER 2010**



**Grafik 4 : PERKEMBANGAN NILAI EKSPOR KOMODITI NON MIGAS
SELAMA DESEMBER 2009 SAMPAI DENGAN DESEMBER 2010**



**Tabel A. RINGKASAN EKSPOR NON MIGAS INDONESIA
(JUTA US\$)**

| Tahun dan Bulan | Hasil sektor pertanian | Hasil sektor industri | Hasil sektor tambang | Total |
|------------------------|-------------------------------|------------------------------|-----------------------------|--------------|
| [1] | [2] | [3] | [4] | [6] |
| 2008 | | | | |
| Desember | 376,7 | 5 773,7 | 1 339,2 | 7 489,6 |
| 2009 | | | | |
| Januari | 261,6 | 4 977,6 | 1 015,3 | 6 254,6 |
| Februari | 339,5 | 5 022,4 | 748,0 | 6 109,8 |
| Maret | 307,8 | 5 373,4 | 1 651,9 | 7 333,2 |
| April | 307,7 | 5 614,4 | 1 278,0 | 7 200,0 |
| Mei | 322,3 | 6 220,5 | 1 529,2 | 8 072,1 |
| Juni | 413,2 | 6 081,5 | 1 434,7 | 7 929,3 |
| Juli | 379,0 | 5 720,3 | 2 096,0 | 8 195,3 |
| Agustus | 443,4 | 6 556,2 | 1 890,6 | 8 890,1 |
| September | 316,7 | 5 773,0 | 2 003,2 | 8 092,9 |
| Oktober | 443,8 | 7 591,8 | 2 095,5 | 10 131,2 |
| November | 388,9 | 6 340,4 | 1 708,6 | 8 220,1 |
| Desember | 428,9 | 8 164,3 | 2 252,1 | 10 845,2 |
| 2010 | | | | |
| Januari | 364,7 | 6 712,2 | 2 174,2 | 9 251,0 |
| Februari | 297,8 | 6 690,5 | 2 002,8 | 8 991,2 |
| Maret | 381,7 | 7 702,4 | 2 521,7 | 10 605,8 |
| April | 309,5 | 7 559,6 | 1 961,5 | 9 830,6 |
| Mei | 418,4 | 7 707,1 | 2 124,3 | 10 249,9 |
| Juni | 405,1 | 8 046,9 | 1 976,6 | 10 428,5 |
| Juli | 562,3 | 7 888,9 | 2 154,4 | 10 605,6 |
| Agustus | 474,7 | 9 016,7 | 2 241,6 | 11 733,0 |
| September | 360,4 | 7 524,1 | 2 214,2 | 10 098,7 |
| Oktober | 546,3 | 9 421,3 | 1 590,2 | 11 557,8 |
| November | 413,7 | 9 562,0 | 2 841,1 | 12 816,8 |
| Desember | 467,3 | 10 183,4 | 2 919,9 | 13 570,6 |

Dipandang dari negara tujuan ekspor (Tabel B), pada bulan Desember 2010 kelompok migas yang ditujukan ke kawasan Asia Timur dan Australia & Oceania masing-masing sebesar US\$ 2 185,1 juta dan sebesar US\$ 270,6 juta memperlihatkan peningkatan dibanding tahun 2009. Negara yang memperlihatkan peningkatan ekspor kelompok migas adalah Jepang dengan persentase peningkatan sebesar 18,15 persen, China dengan persentase

peningkatan sebesar 93,60 persen, dan Malaysia dengan persentase peningkatan sebesar 2,91 persen, sedangkan Thailand, Singapura dan Philipina memperlihatkan penurunan dibanding tahun 2009, dengan persentase penurunan sebesar 65,47 persen, 30,15 persen dan 97,81 persen. Dari Tabel B juga terlihat bahwa ekspor komoditi migas pada bulan Desember 2010 menunjukkan peningkatan menjadi US\$ 3 259,3 juta.

Tabel B : Perkembangan Ekspor Migas & Non Migas Indonesia Menurut Negara Tujuan, Desember 2009 & Desember 2010 (Juta US\$)

| Kawasan Negara Ekspor | Migas | | | Non Migas | | |
|---------------------------------------|----------------|----------------|---------------|-----------------|-----------------|---------------|
| | Desember 2009 | Desember 2010 | Perubahan (%) | Desember 2009 | Desember 2010 | Perubahan (%) |
| • Asia Timur | 1 491,2 | 2 185,1 | 46,54 | 3 687,9 | 4 575,8 | 24,08 |
| - Jepang | 754,7 | 891,7 | 18,15 | 1 250,2 | 1 717,9 | 37,41 |
| - China | 186,1 | 360,3 | 93,60 | 1 206,8 | 1 703,8 | 41,18 |
| • Asia Selatan & Tenggara | 826,3 | 586,6 | -29,00 | 3 270,2 | 4 031,4 | 23,27 |
| - Thailand | 104,2 | 36,0 | -65,47 | 274,3 | 371,1 | 35,31 |
| - Singapura | 524,9 | 366,7 | -30,15 | 713,8 | 857,9 | 20,19 |
| - Philipina | 19,2 | 0,4 | -97,81 | 226,2 | 259,9 | 14,87 |
| - Malaysia | 177,7 | 182,9 | 2,91 | 730,3 | 911,2 | 24,77 |
| • Asia Barat | 0,0 | 0,8 | 100,00 | 440,0 | 569,4 | 29,39 |
| • Afrika | 0,0 | 0,0 | - | 388,1 | 352,8 | -9,09 |
| • Australia & Oseania | 162,7 | 270,6 | 66,28 | 197,8 | 271,9 | 37,48 |
| • Amerika Utara | 22,6 | 113,0 | 398,85 | 1 091,7 | 1 373,3 | 25,79 |
| - Amerika Serikat | 22,6 | 113,0 | 398,85 | 1 044,1 | 1 300,1 | 24,51 |
| • Amerika Tengah & Selatan | 0,0 | 94,3 | 100,00 | 225,1 | 338,6 | 50,42 |
| • Eropa Barat | 0,1 | 8,9 | 13 325,53 | 1 388,6 | 1 878,2 | 35,26 |
| • Eropa Timur | 0,0 | 0,0 | - | 155,8 | 179,2 | 15,01 |
| Total Ekspor | 2 502,9 | 3 259,3 | 30,22 | 10 845,2 | 13 570,6 | 25,13 |

Pada kelompok non migas nilai ekspor juga mengalami peningkatan hingga mencapai US\$ 13 570,6 juta. Peningkatan terbesar terjadi ke negara China sebesar 41,18 persen.

Pada tabel 1 disajikan ekspor menurut sektor. Disini terlihat bahwa perolehan devisa terbesar pada periode Januari - Desember 2010 berasal dari sektor industri dengan nilai US\$ 98 015,1 juta atau sekitar 62,12 persen dari total ekspor, sedangkan pada periode Januari - Desember 2009 juga berasal dari sektor industri dengan nilai US\$ 73 435,8 juta atau sekitar 63,03 persen dari total ekspor. Dibandingkan periode yang sama tahun sebelumnya, sektor industri mengalami peningkatan 33,47 persen.

Pada tabel 2 disajikan perkembangan ekspor komoditi hasil pertanian, selama periode Januari - Desember 2010, komoditi andalan sektor pertanian antara lain biji coklat dengan nilai US\$ 1 191,5 juta (23,82 persen); udang segar/beku dengan nilai US\$ 861,8 juta (17,23 persen); ikan dan lain-lain dengan nilai US\$ 825,4 juta (16,50 persen); kopi dengan nilai US\$ 812,4 juta (16,24 persen); rempah-rempah dengan nilai US\$ 407,5 juta (8,15 persen); teh dengan nilai US\$ 149,6 juta (2,99 persen); bahan nabati lainnya dengan nilai US\$ 140,4 juta (2,81 persen); buah-buahan dengan nilai US\$

131,8 juta (2,63 persen); tembakau dengan nilai US\$ 73,7 juta (1,47 persen); damar dan getah damar dengan nilai US\$ 68,0 juta (1,36 persen).

Pada tabel 3 disajikan perkembangan ekspor komoditi hasil industri, selama periode Januari - Desember 2010, komoditi andalan sektor industri antara lain minyak nabati dengan nilai US\$ 15 920,3 juta (16,24 persen); tekstil dengan nilai US\$ 11 319,9 juta (11,55 persen); alat listrik, ukur, fotografi, dll dengan nilai US\$ 10 771,5 juta (10,99 persen); barang dari logam tidak mulia dengan nilai US\$ 10 062,4 juta (10,27 persen); karet alam olahan dengan nilai US\$ 9 315,0 juta (9,50 persen); kertas dan barang dari kertas dengan nilai US\$ 4 241,8 juta (4,33 persen); makanan olahan dengan nilai US\$ 3 620,9 juta (3,69 persen); bahan kimia dengan nilai US\$ 3 381,9 juta (3,45 persen); kayu olahan dengan nilai US\$ 2 870,5 juta (2,93 persen); meubel dan bagian-bagiannya dengan nilai US\$ 1 919,1 juta (1,96 persen).

Pada tabel 4 disajikan perkembangan ekspor komoditi hasil pertambangan, selama periode Januari - Desember 2010, komoditi andalan sektor pertambangan antara lain batu bara dengan nilai US\$ 18 499,4 juta (69,23 persen) dan biji tembaga dengan nilai US\$ 6 882,2 juta (25,75 persen). Ekspor

batu bara mengalami peningkatan 33,89 persen dibanding periode yang sama tahun sebelumnya, sedangkan biji tembaga mengalami peningkatan 34,91 persen.

Perkembangan ekspor Indonesia menurut komoditi dan negara tujuan yang disajikan pada Tabel 5, memperlihatkan bahwa ekspor selama ini lebih banyak bertumpu pada 15 komoditi utama, (ringkasan disajikan pada Tabel C yang diurut menurut nilai ekspor). Lima belas komoditi tersebut pada periode Januari - Desember 2010 menyumbang sekitar 65,80 persen dari ekspor non migas.

Batu bara mempunyai nilai US\$ 18 499,4 juta, naik US\$ 4 682,2 juta dari tahun lalu, komoditi ini menyumbang sekitar 14,26 persen ekspor non migas nasional pada periode Januari - Desember 2010. Nilai ekspor barang dari minyak kelapa sawit selama periode Januari - Desember 2010 naik US\$ 3 101,3 juta menjadi US\$ 13 469,0 juta.

Pada periode Januari - Desember 2010 nilai ekspor crumb rubber sebesar US\$ 6 942,7 juta, yang naik dibanding tahun lalu sebesar US\$ 3 892,3 juta atau naik sekitar 127,60 persen. Komoditi biji tembaga diekspor dengan nilai US\$ 6 882,2 juta atau 5,30 persen, pakaian jadi diekspor dengan

nilai US\$ 6 598,1 juta atau sekitar 5,09 persen dari perolehan devisa non migas.

Selama periode Januari - Desember 2010, alat listrik nilai ekspornya mencapai US\$ 6 337,5 juta, sedangkan tahun sebelumnya senilai US\$ 4 580,2 juta, atau terjadi peningkatan sekitar US\$ 1 757,3 juta (38,37 persen). Kertas dan barang dari kertas nilai ekspornya naik US\$ 836,8 juta (24,58 persen) menjadi US\$ 4 241,8 juta.

Perolehan devisa dari audio visual pada periode Januari - Desember 2010 diekspor dengan nilai US\$ 3 875,4 juta atau sekitar 2,99 persen dari kelompok non migas. Tembaga pada periode Januari - Desember 2010 diekspor dengan nilai US\$ 3 305,8 juta sedangkan tahun sebelumnya US\$ 2 367,1 juta.

Textil lainnya nilai ekspornya naik US\$ 849,7 juta menjadi US\$ 3 278,4 juta. Sedangkan nilai ekspor bahan kimia organik dalam periode Januari - Desember 2010 naik 60,85 persen menjadi US\$ 2 690,1 juta. Besi/baja nilai ekspornya naik US\$ 574,5 juta menjadi US\$ 2 569,5 juta. Alas kaki (kulit, karet dan kanvas) nilai ekspornya naik US\$ 765,7 juta menjadi US\$ 2 501,9 juta. Damar tiruan, bahan plastik nilai ekspornya naik US\$ 380,2 juta menjadi US\$ 2 152,6 juta. Barang dari karet nilai

eksportnya naik US\$ 380,0 juta menjadi US\$

2

019,6

juta

**Tabel C : Ekspor Utama Barang Bukan Migas
Periode Januari - Desember, 2009 dan 2010**

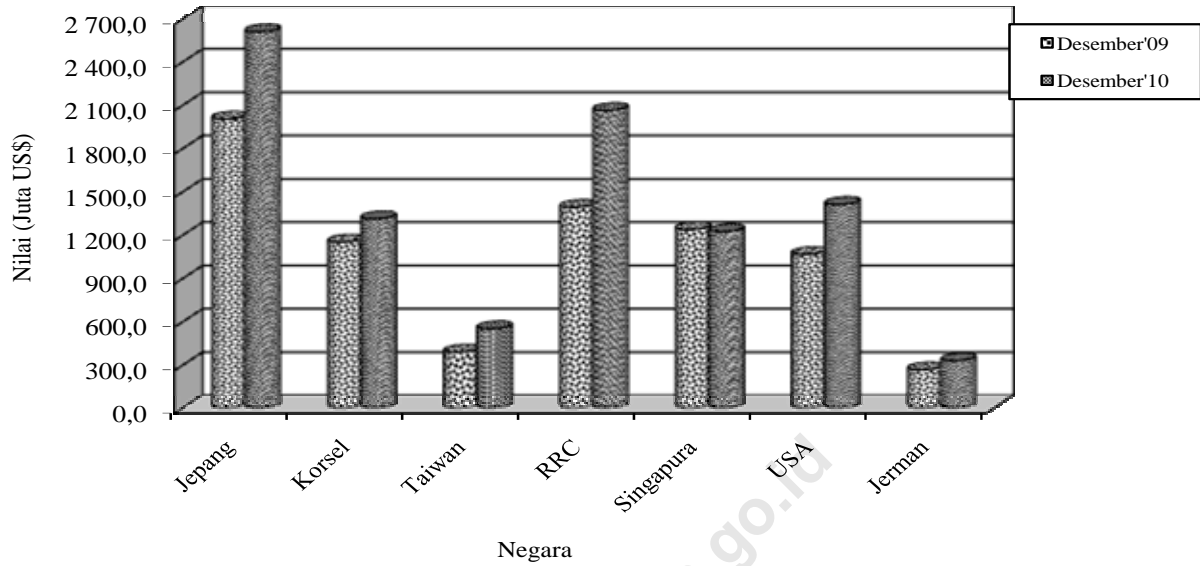
| HS | Nilai FOB (Juta US\$) | | Perubahan | | % Peran 2010 (Terhadap Non Migas) |
|--|-----------------------|-----------------|-----------------|--------------|---|
| | 2009 | 2010 | Absolut | Persen | |
| Batu Bara | 13 817,1 | 18 499,4 | 4 682,2 | 33,89 | 14,26 |
| Minyak kelapa sawit | 10 367,6 | 13 469,0 | 3 101,3 | 29,91 | 10,38 |
| Crumb Rubber | 3 050,4 | 6 942,7 | 3 892,3 | 127,60 | 5,35 |
| Biji Tembaga | 5 101,3 | 6 882,2 | 1 780,9 | 34,91 | 5,30 |
| Pakaian Jadi | 5 735,6 | 6 598,1 | 862,5 | 15,04 | 5,09 |
| Alat Listrik | 4 580,2 | 6 337,5 | 1 757,3 | 38,37 | 4,88 |
| Kertas dan barang dari Kertas | 3 405,0 | 4 241,8 | 836,8 | 24,58 | 3,27 |
| Audio Visual | 3 432,0 | 3 875,4 | 443,4 | 12,92 | 2,99 |
| Tembaga | 2 367,1 | 3 305,8 | 938,7 | 39,65 | 2,55 |
| Textil lainnya | 2 428,8 | 3 278,4 | 849,7 | 34,98 | 2,53 |
| Bahan Kimia Organik | 1 672,4 | 2 690,1 | 1 017,7 | 60,85 | 2,07 |
| Besi/baja | 1 995,1 | 2 569,5 | 574,5 | 28,80 | 1,98 |
| Alas Kaki (Kulit,Karet dan Kanvas) | 1 736,1 | 2 501,9 | 765,7 | 44,11 | 1,93 |
| Damar Tiruan, Bahan Plastik | 1 772,4 | 2 152,6 | 380,2 | 21,45 | 1,66 |
| Barang dari Karet | 1 639,5 | 2 019,6 | 380,0 | 23,18 | 1,56 |
| Total Komoditi Utama | 63 100,7 | 85 363,9 | 22 263,2 | 35,28 | 65,80 |

Nilai ekspor periode Januari - Desember 2010, menurut negara kelompok ekonomi, ke kelompok negara APEC adalah yang terbesar yaitu mencapai 73,32 persen dari total ekspor yaitu US\$ 115 680,0 juta, diantaranya US\$ 33 347,5 juta ke ASEAN dan US\$ 15 761,2 juta ke NAFTA. Sementara nilai ekspor ke Uni Eropa sebesar 10,86 persen (US\$ 17 127,4 juta) dan ke Timur Tengah sebesar 3,24 persen (US\$ 5 114,9 juta). Ditinjau dari perkembangannya, nilai ekspor ke negara-negara APEC naik 37,81 persen dibanding keadaan tahun 2009 yang terdiri dari peningkatan ekspor menuju Jepang sebesar 38,80 persen, menuju ASEAN sebesar 35,43 persen, menuju NAFTA sebesar 34,18 persen dan ke Korea Selatan naik sebesar 54,38 persen

Nilai ekspor periode Januari - Desember 2010, menuju tujuh negara tujuan utama yaitu Jepang, Korea Selatan, Taiwan, RR China, Singapura, Amerika dan Jerman mencapai sebesar US\$ 89 861,2 juta atau sekitar 56,95 persen dari total ekspor. Dibandingkan periode tahun sebelumnya nilai ini naik US\$ 24 820,5 juta atau sekitar 38,16 persen.

Selain tujuh negara tujuan utama di atas, negara tujuan yang membeli produk nasional di atas US\$ 100 juta pada bulan Desember 2010 antara lain Hongkong, Malaysia dan Australia masing-masing dengan nilai US\$ 218,9 juta, US\$ 1 094,1 juta dan US\$ 487,8 juta. Sedangkan dari kawasan Eropa antara lain ke Belanda dan Inggris masing-masing dengan nilai US\$ 438,9 juta dan US\$ 146,3 juta.

Grafik 5: EKSPOR INDONESIA MENURUT NEGARA TUJUAN UTAMA BULAN DESEMBER 2009 & 2010



Perbandingan nilai ekspor bulan Desember 2009 dan 2010 ke beberapa negara tertentu disajikan pada Grafik 5.

TABEL 1. RINGKASAN PERKEMBANGAN EKSPOR INDONESIA

| JENIS BARANG | BERAT BERSIH (RIBU TON) | | PERUB | NILAI FOB (JUTA US \$) | | PERUB |
|---------------------|-------------------------|------------------|--------------|------------------------|------------------|--------------|
| | JAN-DES 2009 | JAN-DES 2010 | % | JAN-DES 2009 | JAN-DES 2010 | % |
| (1) | (2) | (3) | (4) | (5) | (6) | (7) |
| Total Ekspor | 378 999,1 | 478 846,8 | 26,35 | 116 510,0 | 157 779,1 | 35,42 |
| MIGAS | 46 072,8 | 55 925,1 | 21,38 | 19 018,3 | 28 039,6 | 47,43 |
| MINYAK MENTAH | 17 967,1 | 18 132,4 | 0,92 | 7 820,3 | 10 402,9 | 33,02 |
| HASIL MINYAK | 5 405,7 | 7 322,8 | 35,47 | 2 262,3 | 3 967,3 | 75,36 |
| GAS ALAM | 22 700,1 | 30 469,9 | 34,23 | 8 935,7 | 13 669,5 | 52,98 |
| NON MIGAS | 332 926,3 | 422 921,7 | 27,03 | 97 491,7 | 129 739,5 | 33,08 |
| HASIL PERTANIAN | 2 695,0 | 2 852,8 | 5,86 | 4 352,8 | 5 001,9 | 14,91 |
| HASIL INDUSTRI | 57 865,8 | 60 100,0 | 3,86 | 73 435,8 | 98 015,1 | 33,47 |
| HASIL TAMBANG | 272 362,8 | 359 966,6 | 32,16 | 19 692,3 | 26 712,6 | 35,65 |
| LAINNYA | 2,7 | 2,3 | -13,89 | 10,8 | 9,9 | -7,85 |

TABEL 2. PERKEMBANGAN EKSPOR KOMODITI HASIL PERTANIAN

| JENIS BARANG | BERAT BERSIH (TON) | | PERUB | NILAI FOB (RIBU US \$) | | PERUB |
|---------------------------------|--------------------|------------------|-------------|------------------------|------------------|--------------|
| | JAN-DES 2009 | JAN-DES 2010 | % | JAN-DES 2009 | JAN-DES 2010 | % |
| (1) | (2) | (3) | (4) | (5) | (6) | (7) |
| TOTAL PERTANIAN | 2 694 952 | 2 852 811 | 5,86 | 4 352 754 | 5 001 899 | 14,91 |
| KARET ALAM | 9 885 | 13 790 | 39,50 | 12 816 | 33 649 | 162,55 |
| KOPI | 510 030 | 432 721 | -15,16 | 821 957 | 812 360 | -1,17 |
| KAYU BULAT | 424 | 1 | -99,76 | 81 | 19 | -76,55 |
| UDANG SEGAR/BEKU | 117 093 | 113 937 | -2,70 | 790 941 | 861 803 | 8,96 |
| TEH | 83 038 | 79 133 | -4,70 | 144 423 | 149 605 | 3,59 |
| REMPAH-REMPAH | 110 446 | 130 431 | 26,81 | 239 765 | 407 496 | 69,96 |
| -LADA HITAM | 37 400 | 47 426 | 26,81 | 88 001 | 166 903 | 89,66 |
| -LADA PUTIH | 11 465 | 13 453 | 17,34 | 47 642 | 73 462 | 54,20 |
| -KAYU MANIS DAN BUNGANYA | 22 802 | 28 522 | 25,09 | 19 112 | 30 499 | 59,58 |
| -BIJI PALA & BUNGANYA DAN KAPUI | 21 502 | 26 695 | 24,15 | 63 876 | 106 546 | 66,80 |
| -PANILI | 204 | 205 | 0,47 | 2 289 | 2 605 | 13,83 |
| -LAINNYA | 17 072 | 14 129 | -17,24 | 18 846 | 27 480 | 45,81 |
| TEBAKAU | 32 911 | 27 956 | -15,06 | 93 547 | 73 736 | -21,18 |
| BIJI COKLAT | 440 408 | 433 628 | -1,54 | 1 088 136 | 1 191 467 | 9,50 |
| IKAN DAN LAIN-LAIN | 413 704 | 584 537 | -11,36 | 635 280 | 825 375 | 29,92 |
| -IKAN TONGKOL/TUNA | 76 357 | 67 682 | -11,36 | 162 128 | 197 052 | 21,54 |
| -UBUR-UBUR | 6 520 | 8 125 | 24,63 | 11 933 | 27 504 | 130,49 |
| -KEPITING, KERANG-KERANGAN | 51 495 | 58 092 | 12,81 | 128 837 | 169 642 | 31,67 |
| -BEKICOT | 2 493 | 2 531 | 1,54 | 6 169 | 6 664 | 8,02 |
| -IKAN LAINNYA | 276 839 | 448 106 | 61,86 | 326 214 | 424 513 | 30,13 |
| BIJI-BIJIAN | 152 295 | 156 689 | 19,96 | 25 901 | 29 165 | 12,61 |
| -BIJI BUNGA | 71 | 85 | 19,96 | 2 175 | 1 988 | -8,63 |
| -BIJI KAPAS | 1 049 | 1 363 | 29,94 | 247 | 331 | 34,08 |
| -BIJI LAINNYA | 151 176 | 155 242 | 2,69 | 23 478 | 26 847 | 14,35 |
| BULU BEBEK | 240 | 391 | 62,47 | 173 | 402 | 132,32 |
| DAMAR DAN GETAH DAMAR | 50 792 | 46 523 | -8,41 | 42 290 | 68 022 | 60,85 |
| KOPAL DAN LAIN-LAIN | 27 185 | 26 360 | -3,03 | 21 055 | 22 946 | 8,98 |
| SAYUR-SAYURAN | 129 713 | 87 391 | -32,63 | 67 901 | 50 658 | -25,40 |
| BUAH-BUAHAN | 216 013 | 234 292 | 8,46 | 104 258 | 131 775 | 26,39 |
| KULIT KERANG DAN LAIN-LAIN | 7 060 | 14 071 | 99,30 | 3 316 | 9 003 | 171,50 |
| TANAMAN OBAT | 10 384 | 8 838 | -14,88 | 9 298 | 10 308 | 10,86 |

TABEL 2. PERKEMBANGAN EKSOR KOMODITI HASIL PERTANIAN

| JENIS BARANG | BERAT BERSIH (TON) | | PERUB | NILAI FOB (RIBU US \$) | | PERUB |
|-------------------------|--------------------|--------------|--------|------------------------|--------------|-------|
| | JAN-DES 2009 | JAN-DES 2010 | % | JAN-DES 2009 | JAN-DES 2010 | % |
| (1) | (2) | (3) | (4) | (5) | (6) | (7) |
| BAHAN NABATI LAINNYA | 159 878 | 197 811 | 30,93 | 91 302 | 140 358 | 53,73 |
| -GANGGANG LAUT | 94 003 | 123 075 | 30,93 | 87 773 | 135 939 | 54,88 |
| -LAINNYA | 65 875 | 74 736 | 13,45 | 3 529 | 4 419 | 25,22 |
| HASIL PERTANIAN LAINNYA | 223 452 | 264 312 | -36,54 | 160 312 | 183 753 | 14,62 |
| -MUTIARA | 13 | 8 | -36,54 | 22 332 | 31 421 | 40,70 |
| -LAINNYA | 223 438 | 264 303 | 18,29 | 137 981 | 152 332 | 10,40 |

TABEL 3. PERKEMBANGAN EKSPOR KOMODITI HASIL INDUSTRI

| JENIS BARANG | BERAT BERSIH (TON) | | PERUB | NILAI FOB (RIBU US \$) | | PERUB |
|--------------------------------|--------------------|-------------------|-------------|------------------------|-------------------|--------------|
| | JAN-DES 2009 | JAN-DES 2010 | % | JAN-DES 2009 | JAN-DES 2010 | % |
| (1) | (2) | (3) | (4) | (5) | (6) | (7) |
| TOTAL INDUSTRI | 57 865 833 | 60 099 982 | 3,86 | 73 435 841 | 98 015 076 | 33,47 |
| KAYU OLAHAN | 2 668 327 | 3 691 935 | 38,36 | 2 275 324 | 2 870 493 | 26,16 |
| -KAYU LAPIS | 1 430 433 | 1 834 626 | 28,26 | 1 189 511 | 1 635 372 | 37,48 |
| -KAYU GERGAJIAN | 36 594 | 32 318 | -11,68 | 36 930 | 31 238 | -15,41 |
| -KAYU OLAHAN LAIN | 1 201 300 | 1 824 990 | 51,92 | 1 048 883 | 1 203 883 | 14,78 |
| BARANG DARI LOGAM TIDAK MULIA | 2 640 553 | 2 820 698 | 6,82 | 6 941 876 | 10 062 434 | 44,95 |
| -TIMAH | 101 412 | 93 898 | -7,41 | 1 267 964 | 1 734 649 | 36,81 |
| -ALUMINIUM | 257 776 | 301 952 | 17,14 | 527 044 | 771 827 | 46,44 |
| -NIKEL | 69 483 | 112 688 | 62,18 | 584 071 | 1 435 873 | 145,84 |
| -BESI/BAJA | 1 699 679 | 1 822 103 | 7,20 | 1 995 057 | 2 569 543 | 28,80 |
| -TEMBAGA | 324 752 | 317 985 | -2,08 | 2 367 121 | 3 305 777 | 39,65 |
| -SENG | 5 443 | 3 150 | -42,14 | 5 858 | 4 186 | -28,54 |
| -LOGAM TIDAK MULIA LAIN | 182 008 | 168 922 | -7,19 | 194 761 | 240 580 | 23,53 |
| TEKSTIL | 1 762 981 | 1 971 236 | 11,81 | 9 338 378 | 11 319 878 | 21,22 |
| -PAKAIAN JADI | 393 263 | 445 267 | 13,22 | 5 735 596 | 6 598 109 | 15,04 |
| -KAIN TENUN | 217 446 | 249 639 | 14,80 | 1 174 014 | 1 443 340 | 22,94 |
| -TEKSTIL LAINNYA | 1 152 272 | 1 276 330 | 10,77 | 2 428 769 | 3 278 429 | 34,98 |
| KARET ALAM OLAHAN | 2 494 344 | 2 895 875 | 16,10 | 4 870 676 | 9 314 967 | 91,25 |
| -BARANG DARI KARET | 512 228 | 556 890 | 8,72 | 1 639 512 | 2 019 556 | 23,18 |
| -SHEET | 77 040 | 60 166 | -21,90 | 126 439 | 192 546 | 52,28 |
| -CRUMB RUBBER | 1 872 797 | 2 229 151 | 19,03 | 3 050 418 | 6 942 690 | 127,60 |
| -CREPE | 32 279 | 49 669 | 53,87 | 54 307 | 160 174 | 194,94 |
| MAKANAN TERNAK | 3 282 289 | 3 259 275 | -0,70 | 246 994 | 343 981 | 39,27 |
| -BUNGKIL KELAPA | 209 046 | 231 397 | 10,69 | 24 767 | 25 488 | 2,91 |
| -DEDAK/BEKATUL | 335 451 | 434 086 | 29,40 | 46 960 | 71 857 | 53,02 |
| -LAINNYA | 2 737 792 | 2 593 792 | -5,26 | 175 268 | 246 637 | 40,72 |
| MINYAK ATSIRI DAN LAINNYA | 72 774 | 90 057 | 23,75 | 340 307 | 467 979 | 37,52 |
| -MINYAK ATSIRI LAINNYA | 4 405 | 4 352 | -1,20 | 89 626 | 123 635 | 37,95 |
| -WANGI-WANGIAN DARI MINYAK AT: | 68 369 | 85 705 | 25,36 | 250 681 | 344 343 | 37,36 |
| ROTAN OLAHAN | 30 076 | 34 895 | 16,02 | 29 950 | 34 928 | 16,62 |
| MINYAK NABATI | 19 220 154 | 18 597 384 | -3,24 | 11 919 607 | 15 920 252 | 33,56 |
| -MINYAK KELAPA SAWIT | 16 829 206 | 16 291 856 | -3,19 | 10 367 621 | 13 468 966 | 29,91 |
| -MINYAK BIJI KELAPA SAWIT | 1 703 264 | 1 572 285 | -7,69 | 1 091 798 | 1 727 693 | 58,24 |
| -MINYAK NABATI LAIN | 687 684 | 733 243 | 6,62 | 460 187 | 723 592 | 57,24 |
| ASAM BERLEMAK | 889 529 | 960 976 | 8,03 | 545 330 | 904 212 | 65,81 |
| -STEARIN | 161 113 | 225 485 | 39,96 | 116 748 | 224 672 | 92,44 |
| -ASAM BERLEMAK LAIN | 728 417 | 735 490 | 0,97 | 428 581 | 679 539 | 58,56 |

TABEL 3. PERKEMBANGAN EKSPOR KOMODITI HASIL INDUSTRI

| JENIS BARANG | BERAT BERSIH (TON) | | PERUB | NILAI FOB (RIBU US \$) | | PERUB |
|----------------------------------|--------------------|--------------|------------|------------------------|--------------|-----------|
| | JAN-DES 2009 | JAN-DES 2010 | % | JAN-DES 2009 | JAN-DES 2010 | % |
| (1) | (2) | (3) | (4) | (5) | (6) | (7) |
| ALAT LISTRIK, UKUR, FOGRAFI, DLL | 558 763 | 617 146 | 10,45 | 7 747 126 | 9 846 392 | 27,10 |
| -ALAT LISTRIK | 614 094 | 675 810 | 10,05 | 8 484 796 | 10 771 520 | 26,95 |
| -DIODE TRANSISTOR | 463 175 | 522 242 | 12,75 | 4 580 178 | 6 337 502 | 38,37 |
| -AUDIO VISUAL | 978 | 1 019 | 4,19 | 135 940 | 219 612 | 61,55 |
| -FOTOGRAFI DAN OPTIK | 139 449 | 142 689 | 2,32 | 3 431 982 | 3 875 375 | 12,92 |
| -ALAT UKUR | 3 116 | 2 808 | -9,89 | 188 664 | 198 562 | 5,25 |
| -LONCENG, ARLOJI DAN BAGIANNYA | 1 075 | 616 | -42,68 | 31 437 | 21 289 | -32,28 |
| MAKANAN OLAHAN | 6 301 | 6 435 | 2,13 | 116 596 | 119 180 | 2,22 |
| -COKLAT OLAHAN | 1 856 376 | 1 986 789 | 7,03 | 2 960 734 | 3 620 864 | 22,30 |
| -GULA TETES | 96 331 | 121 546 | 26,18 | 328 177 | 457 267 | 39,34 |
| -KERUPUK UDANG | 496 342 | 468 907 | -5,53 | 61 810 | 68 348 | 10,58 |
| -BUAH/SAYURAN OLAHAN | 7 707 | 7 943 | 3,06 | 12 935 | 14 724 | 13,83 |
| -MINUMAN OLAHAN | 455 310 | 442 552 | -2,80 | 325 289 | 341 047 | 4,84 |
| -ROKOK DAN TEMBAKAU OLAHAN | 118 656 | 137 247 | 15,67 | 62 135 | 84 165 | 35,45 |
| -DAGING TERNAK | 77 995 | 89 202 | 14,37 | 502 062 | 598 861 | 19,28 |
| -DAGING UNGGAS | 5 416 | 4 925 | -9,08 | 20 822 | 22 639 | 8,72 |
| -IKAN OLAHAN | 0 | 315 | 656 866,67 | 1 | 190 | 13 575,92 |
| -BERAS GILING | 203 553 | 216 302 | 6,26 | 821 887 | 871 663 | 6,06 |
| -KOPI OLAHAN | 2 287 | 345 | -84,90 | 1 705 | 452 | -73,51 |
| -TEH OLAHAN | 159 | 60 | -62,31 | 357 | 173 | -51,50 |
| -GULA PASIR | 9 266 | 7 968 | -14,01 | 27 205 | 28 944 | 6,39 |
| -GULA LAINNYA | 899 | 649 | -27,83 | 871 | 966 | 10,98 |
| -MAKANAN OLAHAN LAINNYA | 17 043 | 15 393 | -9,68 | 10 986 | 12 574 | 14,45 |
| SEMEN | 365 413 | 473 435 | 29,56 | 784 493 | 1 118 853 | 42,62 |
| BARANG ANYAMAN | 4 103 466 | 2 396 137 | -41,61 | 153 652 | 91 316 | -40,57 |
| -DARI ROTAN | 14 821 | 13 481 | -9,04 | 41 241 | 44 337 | 7,51 |
| -DARI BAHAN LAINNYA | 3 868 | 3 830 | -0,98 | 13 443 | 14 066 | 4,63 |
| MEUBEL DAN BAGIAN-BAGIANNYA | 10 952 | 9 651 | -11,89 | 27 798 | 30 271 | 8,90 |
| -DARI ROTAN | 677 404 | 740 556 | 9,32 | 1 627 356 | 1 919 122 | 17,93 |
| -DARI BAHAN LAINNYA | 110 405 | 91 459 | -17,16 | 252 362 | 275 600 | 9,21 |
| BAHAN KIMIA | 566 999 | 649 097 | 14,48 | 1 374 994 | 1 643 522 | 19,53 |
| -AN ORGANIK | 3 902 718 | 4 504 851 | 15,43 | 2 155 406 | 3 381 850 | 56,90 |
| -ORGANIK | 1 515 313 | 1 517 246 | 0,13 | 375 303 | 470 715 | 25,42 |
| -LAINNYA | 2 189 930 | 2 681 901 | 22,47 | 1 672 419 | 2 690 100 | 60,85 |
| PUPUK | 197 474 | 305 704 | 54,81 | 107 684 | 221 035 | 105,26 |
| PRODUK PHARMASI | 662 340 | 1 162 117 | 75,46 | 222 766 | 360 379 | 61,77 |
| KULIT DAN BARANG DARI KULIT | 12 623 | 16 404 | 29,96 | 212 970 | 306 791 | 44,05 |
| KACA DAN BARANG DARI KACA | 10 743 | 13 223 | 23,08 | 174 836 | 207 015 | 18,41 |
| KERTAS DAN BARANG DARI KERTAS | 709 070 | 838 300 | 18,23 | 352 695 | 432 894 | 22,74 |
| INDUSTRI LAINNYA | 4 286 829 | 4 562 619 | 6,43 | 3 405 012 | 4 241 794 | 24,58 |
| -GLISEROL DAN LARUTAN ALKALI | 7 954 323 | 8 867 363 | 11,48 | 17 135 937 | 21 398 070 | 24,87 |
| -MARGARIN DAN LEMAK LAINNYA | 49 291 | 30 546 | -38,03 | 9 703 | 5 916 | -39,03 |
| -SABUN MANDI DAN CUCI | 348 667 | 356 152 | 2,15 | 264 288 | 346 603 | 31,15 |
| -BAHAN CELUP ORGANIK SINTETIK | 542 351 | 550 865 | 1,57 | 523 401 | 579 750 | 10,77 |
| -PREPARAT PEMBASMI KUMAN, DLL | 21 115 | 25 079 | 18,77 | 94 561 | 113 267 | 19,78 |
| -DAMAR TIRUAN, BAHAN PLASTIK | 59 188 | 73 290 | 23,83 | 163 437 | 201 051 | 23,01 |
| -BAHAN KERTAS | 1 208 707 | 1 260 698 | 4,30 | 1 772 432 | 2 152 608 | 21,45 |
| -ALAS KAKI (KULIT, KARET DAN KAN | 2 244 081 | 2 572 666 | 14,64 | 867 365 | 1 466 370 | 69,06 |
| -PRODUK KERAMIK | 123 341 | 165 989 | 34,58 | 1 736 114 | 2 501 850 | 44,11 |
| -EMAS BATANGAN | 426 521 | 440 160 | 3,20 | 267 325 | 342 378 | 28,08 |
| -PESAWAT UDARA DAN BAGIANNYA | 25 | 33 | 29,19 | 754 434 | 1 130 396 | 49,83 |
| -KAPAL LAUT DAN SEJENISNYA | 3 907 | 3 778 | -3,29 | 239 101 | 127 339 | -46,74 |
| -PERLENGKAPAN OLAHRAGA DAN I | 372 042 | 309 947 | -16,69 | 1 080 176 | 1 136 962 | 5,26 |
| | 29 855 | 36 998 | 23,93 | 253 978 | 373 269 | 46,97 |

TABEL 3. PERKEMBANGAN EKSPOR KOMODITI HASIL INDUSTRI

| JENIS BARANG | BERAT BERSIH (TON) | | PERUB | NILAI FOB (RIBU US \$) | | PERUB |
|---------------------------------|--------------------|--------------|--------|------------------------|--------------|--------|
| | JAN-DES 2009 | JAN-DES 2010 | % | JAN-DES 2009 | JAN-DES 2010 | % |
| (1) | (2) | (3) | (4) | (5) | (6) | (7) |
| -PENA DAN PENSIL | 8 219 | 12 152 | 47,84 | 66 684 | 89 347 | 33,99 |
| -BATU SEMI PERMATA | 8 | 0 | -96,28 | 644 | 8 | -98,78 |
| -KOPER, TAS, DOMPET PLASTIK/TEI | 6 853 | 9 691 | 41,40 | 47 300 | 63 068 | 33,34 |
| -BARANG DARI LOGAM MULIA | 1 038 | 333 | -67,92 | 212 213 | 221 117 | 4,20 |
| -PETI KEMAS | 1 926 | 1 684 | -12,58 | 6 302 | 8 254 | 30,99 |
| -KOMPUTER DAN BAGIANNYA | 35 805 | 33 197 | -7,29 | 880 434 | 873 464 | -0,79 |
| -KENDARAAN BERMOTOR RODA 2 C | 5 611 | 7 163 | 27,67 | 44 275 | 58 987 | 33,23 |
| -KENDARAAN BERMOTOR RODA 4 C | 94 853 | 140 588 | 48,22 | 682 843 | 1 104 398 | 61,74 |
| -SUKU CADANG MESIN | 60 424 | 98 818 | 63,54 | 851 559 | 885 225 | 3,95 |
| -SUKU CADANG KENDARAAN | 147 021 | 189 624 | 28,98 | 984 419 | 1 397 463 | 41,96 |
| -UBI KAYU OLAHAN | 168 062 | 145 217 | -13,59 | 25 230 | 32 653 | 29,42 |
| -INDUSTRI LAINNYA | 1 995 412 | 2 402 696 | 20,41 | 5 307 722 | 6 186 327 | 16,55 |

TABEL 4. PERKEMBANGAN EKSPOR KOMODITI HASIL PERTAMBANGAN

| JENIS BARANG | BERAT BERSIH (TON) | | PERUB | NILAI FOB (RIBU US \$) | | PERUB |
|---------------------------|--------------------|--------------------|--------------|------------------------|-------------------|--------------|
| | JAN-DES 2009 | JAN-DES 2010 | % | JAN-DES 2009 | JAN-DES 2010 | % |
| (1) | (2) | (3) | (4) | (5) | (6) | (7) |
| TOTAL PERTAMBANGAN | 272 362 842 | 359 966 578 | 32,16 | 19 692 339 | 26 712 581 | 35,65 |
| BIJI TEMBAGA | 2 330 261 | 2 642 087 | 13,38 | 5 101 280 | 6 882 171 | 34,91 |
| BIJI NIKEL | 10 437 126 | 17 566 047 | 68,30 | 277 569 | 532 446 | 91,82 |
| BAUKSIT | 14 720 321 | 27 410 375 | 86,21 | 249 705 | 478 978 | 91,82 |
| BIJI TIMAH/TIN | 3 | 0 | -100,00 | 60 | 0 | -100,00 |
| BATU BARA | 234 793 072 | 298 844 440 | 27,28 | 13 817 148 | 18 499 393 | 33,89 |
| GRANIT | 2 033 417 | 2 172 080 | 6,82 | 17 977 | 16 011 | -10,93 |
| PASIR ALAM | 94 | 2 | -98,11 | 205 | 0 | -99,83 |
| HASIL TAMBANG LAIN | 8 048 550 | 11 331 548 | 40,79 | 228 395 | 303 581 | 32,92 |

TABEL 5. PERKEMBANGAN EKSPOR INDONESIA MENURUT KOMODITI DAN NEGARA TUJUAN

| JENIS BARANG | BERAT BERSIH (KG) | | PERUB | NILAI FOB (US \$) | | PERUB |
|------------------------------|-----------------------|-----------------------|----------------|----------------------|-----------------------|---------------|
| | JAN-DES 2009 | JAN-DES 2010 | % | JAN-DES 2009 | JAN-DES 2010 | % |
| | (1) | (2) | (3) | (4) | (5) | (6) |
| MINYAK MENTAH | 17 967 053 825 | 18 132 434 701 | 0,92 | 7 820 256 578 | 10 402 867 668 | 33,02 |
| JAPAN | 3 188 934 718 | 4 441 484 973 | 39,28 | 1 389 423 835 | 2 554 004 238 | 83,82 |
| KOREA, REPUBLIC OF | 2 699 717 791 | 4 321 102 254 | 60,06 | 1 145 181 318 | 2 433 908 994 | 112,53 |
| TAIWAN | 371 078 774 | 556 156 728 | 49,88 | 135 653 169 | 308 707 213 | 127,57 |
| CHINA | 2 987 226 238 | 1 208 404 935 | -59,55 | 1 283 339 907 | 705 626 082 | -45,02 |
| THAILAND | 1 250 260 833 | 775 419 004 | -37,98 | 583 836 283 | 443 465 673 | -24,04 |
| SINGAPORE | 1 522 354 852 | 1 171 658 125 | -23,04 | 648 472 453 | 665 118 497 | 2,57 |
| PHILIPPINES | 91 938 045 | 65 277 908 | -29,00 | 47 081 017 | 35 768 470 | -24,03 |
| MALAYSIA | 1 164 616 535 | 731 204 537 | -37,21 | 524 854 544 | 408 453 796 | -22,18 |
| AUSTRALIA | 3 430 919 783 | 3 209 207 523 | -6,46 | 1 552 465 614 | 1 880 472 314 | 21,13 |
| NEW ZEALAND | 262 486 292 | 133 457 352 | -49,16 | 107 037 500 | 75 350 003 | -29,60 |
| UNITED STATES | 916 433 459 | 1 519 061 362 | 65,76 | 379 960 484 | 891 992 388 | 134,76 |
| CHILE | 81 086 505 | 0 | -100,00 | 22 950 454 | 0 | -100,00 |
| HASIL MINYAK | 5 405 692 403 | 7 322 834 911 | 35,47 | 2 262 327 715 | 3 967 277 194 | 75,36 |
| JAPAN | 1 451 867 906 | 1 668 129 728 | 14,90 | 540 438 785 | 839 338 891 | 55,31 |
| HONG KONG | 220 | 0 | -100,00 | 448 | 0 | -100,00 |
| KOREA, REPUBLIC OF | 654 798 290 | 639 944 923 | -2,27 | 306 133 386 | 393 748 715 | 28,62 |
| TAIWAN | 36 334 712 | 5 041 936 | -86,12 | 15 773 416 | 2 430 846 | -84,59 |
| CHINA | 659 724 752 | 1 209 591 204 | 83,35 | 255 448 056 | 566 513 721 | 121,77 |
| PAPUA NEW GUINEA | 0 | 623 593 | - | 0 | 545 263 | - |
| THAILAND | 11 478 808 | 1 268 664 | -88,95 | 5 848 278 | 1 445 440 | -75,28 |
| SINGAPORE | 1 087 694 870 | 1 431 073 793 | 31,57 | 512 197 557 | 922 705 422 | 80,15 |
| PHILIPPINES | 2 524 761 | 37 443 962 | 1 383,07 | 1 940 070 | 25 028 531 | 1 190,08 |
| MALAYSIA | 1 276 842 665 | 1 753 805 766 | 37,35 | 516 048 569 | 880 029 903 | 70,53 |
| MYANMAR (FORM. BURMA) | 130 599 | 404 509 | 209,73 | 166 162 | 520 573 | 213,29 |
| CAMBODIA | 0 | 337 269 | - | 0 | 531 422 | - |
| VIET NAM | 530 936 | 443 880 | -16,40 | 341 057 | 382 915 | 12,27 |
| INDIA | 157 283 287 | 156 056 076 | -0,78 | 61 798 242 | 56 358 108 | -8,80 |
| PAKISTAN | 1 035 495 | 1 695 515 | 63,74 | 1 186 966 | 2 121 837 | 78,76 |
| BANGLADESH | 1 744 457 | 32 902 849 | 1 786,14 | 1 162 505 | 28 047 536 | 2 312,68 |
| JORDAN | 3 421 | 0 | -100,00 | 7 200 | 0 | -100,00 |
| YEMEN | 1 000 000 | 27 290 | -97,27 | 502 800 | 53 546 | -89,35 |
| SYRIA ARAB REPUBLIC | 0 | 15 340 | - | 0 | 20 260 | - |
| UNITED ARAB EMIRATES | 746 032 | 1 220 112 | 63,55 | 754 217 | 1 413 900 | 87,47 |
| QATAR | 200 000 | 300 000 | 50,00 | 132 000 | 334 000 | 153,03 |
| BAHRAIN | 0 | 66 640 | - | 0 | 88 162 | - |
| EGYPT | 0 | 35 939 600 | - | 0 | 23 583 386 | - |
| TANZANIA, UNITED REPUBLIC OF | 0 | 4 015 | - | 0 | 4 929 | - |
| KENYA | 0 | 161 086 870 | - | 0 | 108 188 229 | - |
| REUNION | 0 | 20 000 | - | 0 | 18 100 | - |
| NIGERIA | 0 | 16 603 | - | 0 | 19 927 | - |
| SOUTH AFRICA | 50 014 | 22 398 | -55,22 | 41 529 | 60 731 | 46,24 |
| AUSTRALIA | 85 859 | 366 588 | 326,97 | 111 761 | 556 538 | 397,97 |
| NEW ZEALAND | 227 636 | 168 202 | -26,11 | 276 694 | 228 930 | -17,26 |
| FIJI | 32 009 | 0 | -100,00 | 39 255 | 0 | -100,00 |
| EAST TIMOR | 13 504 810 | 33 769 481 | 150,06 | 6 885 316 | 21 068 417 | 205,99 |
| UNITED STATES | 27 | 99 332 264 | 367 897 174,07 | 91 | 48 179 606 | 52 944 521,98 |
| UNITED KINGDOM | 38 263 478 | 324 | -100,00 | 27 881 115 | 180 | -100,00 |
| NETHERLANDS | 8 255 420 | 47 812 362 | 479,16 | 6 155 980 | 40 317 200 | 554,93 |
| GERMANY, FED. REP. OF | 784 100 | 1 812 632 | 131,17 | 456 264 | 1 325 679 | 190,55 |
| BELGIUM | 0 | 1 699 730 | - | 0 | 1 628 741 | - |
| FINLAND | 170 835 | 356 193 | 108,50 | 171 344 | 397 928 | 132,24 |
| ITALY | 156 | 0 | -100,00 | 517 | 0 | -100,00 |
| UKRAINE | 33 320 | 15 600 | -53,18 | 36 152 | 16 692 | -53,83 |
| ESTONIA | 19 270 | 0 | -100,00 | 20 426 | 0 | -100,00 |
| RUSSIA FEDERATION | 324 258 | 19 000 | -94,14 | 371 557 | 22 990 | -93,81 |
| GAS ALAM | 22 700 066 354 | 30 469 866 089 | 34,23 | 8 935 712 618 | 13 669 454 672 | 52,98 |
| JAPAN | 13 057 918 257 | 13 132 800 803 | 0,57 | 4 665 913 426 | 5 891 993 243 | 26,28 |
| KOREA, REPUBLIC OF | 3 135 889 127 | 5 652 271 805 | 80,24 | 1 519 619 129 | 2 877 289 476 | 89,34 |
| TAIWAN | 613 725 283 | 2 021 380 020 | 229,36 | 355 211 992 | 1 274 145 519 | 258,70 |
| CHINA | 2 298 980 089 | 1 883 680 980 | -18,06 | 1 040 454 850 | 339 521 448 | -67,37 |
| THAILAND | 68 351 007 | 79 398 491 | 16,16 | 45 739 996 | 67 297 745 | 47,13 |
| SINGAPORE | 2 586 854 263 | 4 027 666 305 | 55,70 | 1 154 432 450 | 2 581 869 586 | 123,65 |
| PHILIPPINES | 0 | 3 500 647 | - | 0 | 2 940 543 | - |
| MALAYSIA | 870 618 365 | 2 051 001 107 | 135,58 | 134 548 654 | 320 257 332 | 138,02 |
| INDIA | 67 670 338 | 6 002 908 | -91,13 | 19 733 100 | 7 473 746 | -62,13 |
| PAKISTAN | 0 | 3 001 049 | - | 0 | 3 391 185 | - |
| NEW ZEALAND | 0 | 56 682 505 | - | 0 | 22 437 389 | - |
| EAST TIMOR | 59 600 | 180 800 | 203,36 | 59 004 | 178 992 | 203,36 |
| MEXICO | 0 | 1 552 298 669 | - | 0 | 280 658 468 | - |
| GERMANY, FED. REP. OF | 25 | 0 | -100,00 | 17 | 0 | -100,00 |
| KARET ALAM | 9 885 363 | 13 789 634 | 39,50 | 12 816 109 | 33 648 578 | 162,55 |
| JAPAN | 144 006 | 198 004 | 37,50 | 792 400 | 1 207 917 | 52,44 |
| HONG KONG | 500 | 0 | -100,00 | 1 500 | 0 | -100,00 |
| KOREA, REPUBLIC OF | 118 356 | 742 195 | 527,09 | 317 221 | 1 557 129 | 390,87 |

TABEL 5. PERKEMBANGAN EKSPOR INDONESIA MENURUT KOMODITI DAN NEGARA TUJUAN

| JENIS BARANG | BERAT BERSIH (KG) | | PERUB | NILAI FOB (US \$) | | PERUB |
|-------------------------------|--------------------|--------------------|---------------|--------------------|--------------------|--------------|
| | JAN-DES 2009 | JAN-DES 2010 | % | JAN-DES 2009 | JAN-DES 2010 | % |
| | (1) | (2) | (3) | (4) | (5) | (6) |
| TAIWAN | 18 000 | 40 703 | 126,13 | 10 800 | 125 693 | 1 063,82 |
| CHINA | 5 621 569 | 2 929 857 | -47,88 | 5 945 231 | 6 000 494 | 0,93 |
| SINGAPORE | 576 791 | 843 842 | 46,30 | 1 574 095 | 1 726 221 | 9,66 |
| MALAYSIA | 765 605 | 1 262 729 | 64,93 | 919 380 | 3 852 077 | 318,99 |
| VIET NAM | 0 | 243 600 | - | 0 | 694 932 | - |
| INDIA | 40 519 | 932 250 | 2 200,77 | 66 691 | 2 673 669 | 3 909,04 |
| PAKISTAN | 161 280 | 1 293 760 | 702,18 | 279 887 | 3 713 937 | 1 226,94 |
| IRAN (ISLAMIC REPUBLIC OF) | 60 480 | 403 200 | 566,67 | 98 747 | 1 354 248 | 1 271,43 |
| TURKEY | 800 320 | 1 886 759 | 135,75 | 898 814 | 4 095 198 | 355,62 |
| UNITED ARAB EMIRATES | 0 | 443 520 | - | 0 | 1 250 162 | - |
| EGYPT | 0 | 21 490 | - | 0 | 88 431 | - |
| EAST TIMOR | 213 | 27 | -87,32 | 192 | 48 | -75,00 |
| UNITED STATES | 235 700 | 267 323 | 13,42 | 312 390 | 525 685 | 68,28 |
| BRAZIL | 1 283 000 | 1 304 260 | 1,66 | 1 455 440 | 2 800 638 | 92,43 |
| UNITED KINGDOM | 0 | 148 680 | - | 0 | 324 881 | - |
| GERMANY, FED. REP. OF | 24 | 484 950 | 2 020 525,00 | 2 381 | 987 738 | 41 384,17 |
| BELGIUM | 43 000 | 150 980 | 251,12 | 46 440 | 317 913 | 584,57 |
| ITALY | 16 000 | 170 554 | 965,96 | 94 500 | 306 313 | 224,14 |
| SPAIN | 0 | 20 950 | - | 0 | 45 252 | - |
| GREECE | 0 | 1 | - | 0 | 2 | - |
| KOPI | 510 030 400 | 432 721 120 | -15,16 | 821 956 589 | 812 360 014 | -1,17 |
| JAPAN | 53 678 531 | 59 170 938 | 10,23 | 98 123 778 | 118 889 822 | 21,16 |
| HONG KONG | 1 049 117 | 567 599 | -45,90 | 1 774 217 | 1 059 123 | -40,30 |
| KOREA, DEMOCRATIC PEOPLE'S RI | 0 | 151 200 | - | 0 | 245 700 | - |
| KOREA, REPUBLIC OF | 6 331 293 | 5 210 316 | -17,71 | 9 624 292 | 9 275 580 | -3,62 |
| TAIWAN | 5 057 456 | 5 703 666 | 12,78 | 12 092 395 | 14 924 154 | 23,42 |
| CHINA | 1 440 381 | 2 939 406 | 104,07 | 2 189 450 | 5 363 579 | 144,97 |
| MACAU | 95 277 | 0 | -100,00 | 182 510 | 0 | -100,00 |
| THAILAND | 1 620 000 | 1 406 400 | -13,19 | 2 447 100 | 2 202 738 | -9,99 |
| SINGAPORE | 7 305 775 | 6 079 024 | -16,79 | 12 788 793 | 9 568 306 | -25,18 |
| PHILIPPINES | 18 656 999 | 5 974 194 | -67,98 | 24 785 398 | 8 796 915 | -64,51 |
| MALAYSIA | 17 803 177 | 26 200 079 | 47,17 | 24 526 055 | 36 797 849 | 50,04 |
| LAO PEOPLE'S DEMOCRATIC REPU | 0 | 36 000 | - | 0 | 150 600 | - |
| VIET NAM | 2 149 080 | 1 242 450 | -42,19 | 2 690 844 | 1 608 041 | -40,24 |
| INDIA | 9 950 660 | 9 733 295 | -2,18 | 12 940 494 | 13 270 235 | 2,55 |
| IRAN (ISLAMIC REPUBLIC OF) | 2 781 591 | 3 373 472 | 21,28 | 3 629 424 | 5 401 807 | 48,83 |
| SAUDI ARABIA | 45 093 | 5 999 | -86,70 | 105 984 | 18 125 | -82,90 |
| ISRAEL | 73 200 | 37 200 | -49,18 | 175 776 | 93 960 | -46,55 |
| JORDAN | 116 200 | 19 200 | -83,48 | 182 977 | 64 067 | -64,99 |
| LEBANON | 76 800 | 37 200 | -51,56 | 97 190 | 72 503 | -25,40 |
| OMAN | 120 000 | 0 | -100,00 | 205 200 | 0 | -100,00 |
| UNITED ARAB EMIRATES | 469 500 | 724 667 | 54,35 | 851 020 | 1 488 701 | 74,93 |
| EGYPT | 10 079 800 | 12 024 667 | 19,29 | 15 691 625 | 19 009 284 | 21,14 |
| LIBYAN ARAB JAMAHIRIYA | 0 | 38 200 | - | 0 | 86 789 | - |
| MOROCCO | 7 900 196 | 8 369 097 | 5,94 | 11 711 613 | 12 488 807 | 6,64 |
| ALGERIA | 26 531 875 | 10 303 200 | -61,17 | 37 148 635 | 15 390 464 | -58,57 |
| SOUTH AFRICA | 5 496 599 | 5 261 995 | -4,27 | 8 204 416 | 8 203 675 | -0,01 |
| AUSTRALIA | 8 544 279 | 5 422 241 | -36,54 | 14 196 659 | 12 619 459 | -11,11 |
| NEW ZEALAND | 397 215 | 498 276 | 25,44 | 1 299 875 | 1 912 968 | 47,17 |
| EAST TIMOR | 26 112 | 150 | -99,43 | 69 278 | 24 | -99,97 |
| UNITED STATES | 71 603 705 | 63 048 034 | -11,95 | 161 240 191 | 176 360 568 | 9,38 |
| CANADA | 2 547 419 | 2 607 297 | 2,35 | 8 105 605 | 9 647 671 | 19,02 |
| MEXICO | 4 067 400 | 3 207 320 | -21,15 | 7 072 726 | 6 722 271 | -4,96 |
| ARGENTINA | 19 020 | 0 | -100,00 | 24 673 | 0 | -100,00 |
| BRAZIL | 0 | 2 | - | 0 | 12 | - |
| ECUADOR | 6 424 320 | 8 558 880 | 33,23 | 8 849 788 | 11 978 640 | 35,36 |
| COSTA RICA | 0 | 37 200 | - | 0 | 67 332 | - |
| UNITED KINGDOM | 16 425 509 | 24 343 156 | 48,20 | 24 359 653 | 39 136 280 | 60,66 |
| NETHERLANDS | 3 809 952 | 2 630 581 | -30,96 | 6 810 511 | 5 415 001 | -20,49 |
| FRANCE | 8 886 940 | 6 025 421 | -32,20 | 12 415 830 | 9 047 789 | -27,13 |
| GERMANY, FED. REP. OF | 78 876 015 | 63 688 385 | -19,26 | 109 408 419 | 107 943 425 | -1,34 |
| BELGIUM | 33 544 870 | 16 661 496 | -50,33 | 48 180 772 | 30 492 353 | -36,71 |
| SWITZERLAND | 1 478 799 | 2 750 334 | 85,98 | 2 182 853 | 4 685 522 | 114,65 |
| DENMARK | 520 840 | 613 700 | 17,83 | 1 116 023 | 1 519 624 | 36,16 |
| NORWAY | 181 200 | 184 800 | 1,99 | 540 905 | 681 888 | 26,06 |
| SWEDEN | 831 599 | 1 429 896 | 71,95 | 1 529 032 | 3 218 675 | 110,50 |
| FINLAND | 172 800 | 38 400 | -77,78 | 301 094 | 72 192 | -76,02 |
| IRELAND | 198 000 | 195 600 | -1,21 | 626 400 | 706 260 | 12,75 |
| ITALY | 36 188 437 | 26 770 686 | -26,02 | 53 102 363 | 43 225 743 | -18,60 |
| SPAIN | 12 627 285 | 7 679 309 | -39,18 | 17 144 327 | 11 735 918 | -31,55 |
| PORTUGAL | 1 340 999 | 1 227 900 | -8,43 | 1 986 742 | 1 860 980 | -6,33 |
| ICELAND | 0 | 18 000 | - | 0 | 67 500 | - |
| GREECE | 2 078 400 | 781 199 | -62,41 | 2 776 946 | 1 218 617 | -56,12 |
| POLAND | 633 600 | 345 600 | -45,45 | 822 182 | 801 616 | -2,50 |
| ROMANIA | 4 816 891 | 2 219 400 | -53,92 | 6 577 499 | 3 395 577 | -48,38 |
| BULGARIA | 3 423 599 | 5 188 800 | 51,56 | 4 852 718 | 7 902 660 | 62,85 |
| ARMENIA | 55 200 | 855 600 | 1 450,00 | 84 468 | 1 415 592 | 1 575,89 |

TABEL 5. PERKEMBANGAN EKSPOR INDONESIA MENURUT KOMODITI DAN NEGARA TUJUAN

| JENIS BARANG | BERAT BERSIH (KG) | | PERUB | NILAI FOB (US \$) | | PERUB |
|----------------------------|--------------------|--------------------|---------------|--------------------|--------------------|---------------|
| | JAN-DES 2009 | JAN-DES 2010 | % | JAN-DES 2009 | JAN-DES 2010 | % |
| | (1) | (2) | (3) | (4) | (5) | (6) |
| UKRAINE | 378 059 | 91 794 | -75,72 | 646 504 | 237 040 | -63,34 |
| LATVIA | 551 100 | 93 000 | -83,12 | 839 337 | 215 760 | -74,29 |
| ESTONIA | 943 499 | 669 600 | -29,03 | 1 319 568 | 930 351 | -29,50 |
| GEORGIA | 11 486 758 | 9 077 398 | -20,98 | 16 020 897 | 13 650 939 | -14,79 |
| MALTA | 199 980 | 0 | -100,00 | 214 038 | 0 | -100,00 |
| SLOVENIA | 151 200 | 57 600 | -61,90 | 319 640 | 185 885 | -41,85 |
| CZECH REPUBLIC | 1 092 000 | 1 270 800 | 16,37 | 1 447 483 | 1 817 732 | 25,58 |
| RUSSIA FEDERATION | 16 678 799 | 9 823 801 | -41,10 | 23 302 404 | 16 999 326 | -27,05 |
| KAYU BULAT | 423 635 | 1 014 | -99,76 | 81 168 | 19 034 | -76,55 |
| JAPAN | 1 326 | 1 014 | -23,53 | 31 281 | 19 034 | -39,15 |
| HONG KONG | 1 | 0 | -100,00 | 6 | 0 | -100,00 |
| KOREA, REPUBLIC OF | 12 523 | 0 | -100,00 | 752 | 0 | -100,00 |
| CHINA | 49 877 | 0 | -100,00 | 18 701 | 0 | -100,00 |
| SINGAPORE | 4 | 0 | -100,00 | 35 | 0 | -100,00 |
| PHILIPPINES | 20 000 | 0 | -100,00 | 800 | 0 | -100,00 |
| MALAYSIA | 339 903 | 0 | -100,00 | 29 588 | 0 | -100,00 |
| UNITED ARAB EMIRATES | 1 | 0 | -100,00 | 5 | 0 | -100,00 |
| UDANG SEGAR/BEKU | 117 093 408 | 113 936 984 | -2,70 | 790 941 346 | 861 802 796 | 8,96 |
| JAPAN | 35 060 728 | 32 669 414 | -6,82 | 304 796 226 | 332 615 144 | 9,13 |
| HONG KONG | 3 724 567 | 4 237 751 | 13,78 | 16 664 007 | 21 738 637 | 30,45 |
| KOREA, REPUBLIC OF | 559 787 | 537 252 | -4,03 | 3 529 127 | 2 849 560 | -19,26 |
| TAIWAN | 1 702 413 | 1 904 735 | 11,88 | 4 431 823 | 5 296 318 | 19,51 |
| CHINA | 1 796 607 | 5 958 846 | 231,67 | 8 448 638 | 11 812 150 | 39,81 |
| MONGOLIA | 8 564 | 0 | -100,00 | 64 773 | 0 | -100,00 |
| MACAU | 4 893 | 2 365 | -51,67 | 5 070 | 2 365 | -53,35 |
| THAILAND | 598 570 | 2 601 627 | 334,64 | 956 807 | 1 935 853 | 102,32 |
| SINGAPORE | 2 948 680 | 2 238 661 | -24,08 | 6 696 540 | 5 931 804 | -11,42 |
| PHILIPPINES | 58 570 | 47 609 | -18,71 | 92 355 | 255 153 | 176,27 |
| MALAYSIA | 3 394 488 | 2 895 592 | -14,70 | 3 877 994 | 4 829 790 | 24,54 |
| BRUNEI DARUSSALAM | 79 | 26 458 | 33 391,14 | 1 256 | 36 641 | 2 817,28 |
| VIET NAM | 820 772 | 1 315 856 | 60,32 | 6 527 085 | 9 434 462 | 44,54 |
| INDIA | 12 420 | 0 | -100,00 | 122 318 | 0 | -100,00 |
| SRI LANKA | 400 | 15 721 | 3 830,25 | 1 325 | 18 567 | 1 301,28 |
| IRAN (ISLAMIC REPUBLIC OF) | 2 664 | 0 | -100,00 | 1 742 | 0 | -100,00 |
| SAUDI ARABIA | 0 | 8 | - | 0 | 50 | - |
| ISRAEL | 12 297 | 0 | -100,00 | 57 768 | 0 | -100,00 |
| KUWAIT | 11 256 | 0 | -100,00 | 25 212 | 0 | -100,00 |
| JORDAN | 325 | 0 | -100,00 | 807 | 0 | -100,00 |
| LEBANON | 34 160 | 10 225 | -70,07 | 141 185 | 34 553 | -75,53 |
| SYRIA ARAB REPUBLIC | 183 | 0 | -100,00 | 85 | 0 | -100,00 |
| TURKEY | 53 997 | 152 982 | 183,32 | 329 223 | 556 666 | 69,08 |
| UNITED ARAB EMIRATES | 52 786 | 138 253 | 161,91 | 429 842 | 660 594 | 53,68 |
| BAHRAIN | 3 547 | 0 | -100,00 | 14 543 | 0 | -100,00 |
| CYPRUS | 108 176 | 9 333 | -91,37 | 315 703 | 30 240 | -90,42 |
| EGYPT | 451 489 | 195 330 | -56,74 | 3 491 711 | 2 007 228 | -42,51 |
| MOROCCO | 8 720 | 0 | -100,00 | 37 496 | 0 | -100,00 |
| REUNION | 347 314 | 177 059 | -49,02 | 2 624 834 | 1 321 016 | -49,67 |
| GHANA | 111 | 0 | -100,00 | 214 | 0 | -100,00 |
| SEYCHELLES | 6 448 | 0 | -100,00 | 50 920 | 0 | -100,00 |
| SOUTH AFRICA | 1 283 | 0 | -100,00 | 3 207 | 0 | -100,00 |
| MAURITIUS | 110 968 | 30 013 | -72,95 | 817 898 | 229 169 | -71,98 |
| AUSTRALIA | 421 455 | 220 254 | -47,74 | 3 424 197 | 1 993 276 | -41,79 |
| NEW ZEALAND | 35 719 | 23 319 | -34,72 | 164 178 | 111 406 | -32,14 |
| AMERICAN SAMOA | 16 329 | 0 | -100,00 | 111 870 | 0 | -100,00 |
| EAST TIMOR | 28 838 | 16 750 | -41,92 | 7 091 | 3 665 | -48,31 |
| UNITED STATES | 45 213 649 | 43 560 869 | -3,66 | 308 472 579 | 350 614 070 | 13,66 |
| CANADA | 247 735 | 448 868 | 81,19 | 1 500 891 | 3 509 428 | 133,82 |
| MEXICO | 46 036 | 0 | -100,00 | 317 040 | 0 | -100,00 |
| SURINAME | 195 | 89 | -54,36 | 1 241 | 441 | -64,46 |
| VENEZUELA | 604 | 0 | -100,00 | 1 158 | 0 | -100,00 |
| BRAZIL | 2 409 | 0 | -100,00 | 4 430 | 0 | -100,00 |
| PERU | 880 | 0 | -100,00 | 2 214 | 0 | -100,00 |
| TRINIDAD AND TOBAGO | 0 | 43 706 | - | 0 | 138 926 | - |
| PUERTO RICO | 1 884 656 | 708 904 | -62,39 | 11 408 979 | 5 511 242 | -51,69 |
| DOMINICAN REPUBLIC | 15 841 | 0 | -100,00 | 126 949 | 0 | -100,00 |
| UNITED KINGDOM | 5 139 651 | 5 024 349 | -2,24 | 33 774 055 | 40 251 831 | 19,18 |
| NETHERLANDS | 2 289 870 | 891 856 | -61,05 | 10 525 784 | 5 477 923 | -47,96 |
| FRANCE | 2 354 163 | 1 841 705 | -21,77 | 14 263 408 | 13 838 306 | -2,98 |
| GERMANY, FED. REP. OF | 582 953 | 557 805 | -4,31 | 3 981 066 | 4 687 051 | 17,73 |
| AUSTRIA | 2 722 | 37 | -98,64 | 4 643 | 291 | -93,73 |
| BELGIUM | 3 728 368 | 2 828 364 | -24,14 | 25 101 730 | 21 867 303 | -12,89 |
| SWITZERLAND | 210 160 | 166 892 | -20,59 | 1 422 710 | 1 074 366 | -24,48 |
| DENMARK | 319 547 | 450 478 | 40,97 | 1 920 351 | 2 288 996 | 19,20 |
| NORWAY | 2 739 | 0 | -100,00 | 4 640 | 0 | -100,00 |
| SWEDEN | 114 481 | 148 565 | 29,77 | 951 971 | 1 435 735 | 50,82 |
| FINLAND | 662 | 17 | -97,43 | 1 615 | 184 | -88,61 |

TABEL 5. PERKEMBANGAN EKSPOR INDONESIA MENURUT KOMODITI DAN NEGARA TUJUAN

| JENIS BARANG | BERAT BERSIH (KG) | | PERUB | NILAI FOB (US \$) | | PERUB |
|----------------------------|-------------------|-------------------|--------------|--------------------|--------------------|--------------|
| | JAN-DES 2009 | JAN-DES 2010 | % | JAN-DES 2009 | JAN-DES 2010 | % |
| | (1) | (2) | (3) | (4) | (5) | (6) |
| IRELAND | 1 397 | 0 | -100,00 | 2 808 | 0 | -100,00 |
| ITALY | 2 070 421 | 1 336 441 | -35,45 | 6 289 156 | 3 989 046 | -36,57 |
| SPAIN | 56 804 | 189 536 | 233,67 | 247 099 | 803 931 | 225,35 |
| PORTUGAL | 159 264 | 39 199 | -75,39 | 747 759 | 174 991 | -76,60 |
| ICELAND | 16 344 | 0 | -100,00 | 126 371 | 0 | -100,00 |
| GREECE | 46 592 | 22 097 | -52,57 | 142 603 | 93 150 | -34,68 |
| HUNGARY | 626 | 323 | -48,40 | 916 | 2 234 | 143,89 |
| POLAND | 3 065 | 229 | -92,53 | 5 551 | 8 664 | 56,08 |
| ROMANIA | 594 | 0 | -100,00 | 1 236 | 0 | -100,00 |
| ALBANIA | 0 | 11 266 | - | 0 | 26 978 | - |
| UKRAINE | 1 128 | 13 361 | 1 084,49 | 1 941 | 106 284 | 5 375,73 |
| LITHUANIA | 371 | 0 | -100,00 | 543 | 0 | -100,00 |
| ESTONIA | 153 | 0 | -100,00 | 145 | 0 | -100,00 |
| CZECH REPUBLIC | 421 | 0 | -100,00 | 3 019 | 0 | -100,00 |
| RUSSIA FEDERATION | 179 304 | 226 615 | 26,39 | 1 319 675 | 2 197 118 | 66,49 |
| TEH | 83 037 733 | 79 132 653 | -4,70 | 144 423 215 | 149 605 030 | 3,59 |
| JAPAN | 1 521 422 | 1 565 351 | 2,89 | 3 344 329 | 3 632 758 | 8,62 |
| HONG KONG | 112 508 | 130 546 | 16,03 | 78 233 | 66 636 | -14,82 |
| KOREA, REPUBLIC OF | 10 691 | 20 351 | 90,36 | 24 884 | 49 532 | 99,05 |
| TAIWAN | 468 469 | 588 376 | 25,60 | 646 541 | 853 967 | 32,08 |
| CHINA | 421 230 | 4 971 620 | 1 080,26 | 645 066 | 8 522 957 | 1 221,25 |
| PAPUA NEW GUINEA | 21 300 | 22 080 | 3,66 | 52 047 | 56 187 | 7,95 |
| THAILAND | 3 900 | 2 000 | -48,72 | 7 030 | 3 995 | -43,17 |
| SINGAPORE | 601 404 | 543 293 | -9,66 | 1 019 929 | 1 043 349 | 2,30 |
| PHILIPPINES | 0 | 5 | - | 0 | 1 | - |
| MALAYSIA | 6 907 282 | 7 033 072 | 1,82 | 9 988 992 | 11 032 570 | 10,45 |
| CAMBODIA | 0 | 1 084 | - | 0 | 990 | - |
| BRUNEI DARUSSALAM | 625 | 0 | -100,00 | 405 | 0 | -100,00 |
| VIET NAM | 13 200 | 35 600 | 169,70 | 32 390 | 49 931 | 54,16 |
| INDIA | 2 844 779 | 2 126 596 | -25,25 | 4 981 079 | 4 100 926 | -17,67 |
| PAKISTAN | 10 440 301 | 9 808 388 | -6,05 | 20 604 280 | 23 639 701 | 14,73 |
| BANGLADESH | 0 | 48 000 | - | 0 | 66 820 | - |
| SRI LANKA | 178 750 | 208 300 | 16,53 | 398 964 | 472 566 | 18,45 |
| AFGHANISTAN | 305 175 | 308 101 | 0,96 | 442 724 | 596 460 | 34,73 |
| IRAN (ISLAMIC REPUBLIC OF) | 38 700 | 102 459 | 164,75 | 91 719 | 271 913 | 196,46 |
| SAUDI ARABIA | 416 549 | 901 558 | 116,44 | 569 806 | 1 205 406 | 111,55 |
| ISRAEL | 385 060 | 159 320 | -58,62 | 345 362 | 308 358 | -52,22 |
| TURKEY | 413 660 | 857 480 | 107,29 | 797 050 | 1 699 246 | 113,19 |
| UNITED ARAB EMIRATES | 4 754 808 | 4 452 698 | -6,35 | 7 988 319 | 8 062 266 | 0,93 |
| EGYPT | 950 740 | 1 236 780 | 30,09 | 1 819 896 | 2 606 287 | 43,21 |
| SOMALIA | 18 575 | 0 | -100,00 | 11 713 | 0 | -100,00 |
| KENYA | 295 200 | 0 | -100,00 | 248 510 | 0 | -100,00 |
| NIGERIA | 0 | 24 200 | - | 0 | 48 374 | - |
| COTE D'IVOIRE | 0 | 106 000 | - | 0 | 183 330 | - |
| DJIBOUTI | 166 873 | 191 249 | 14,61 | 150 522 | 184 861 | 22,81 |
| SOUTH AFRICA | 237 270 | 120 000 | -49,42 | 585 176 | 291 165 | -50,24 |
| AUSTRALIA | 352 274 | 497 544 | 41,24 | 694 210 | 990 237 | 42,64 |
| NEW ZEALAND | 523 725 | 614 571 | 17,35 | 703 842 | 1 016 305 | 44,39 |
| NEW CALEDONIA | 256 | 256 | 0,00 | 688 | 682 | -0,87 |
| FIJI | 129 560 | 110 000 | -15,10 | 244 688 | 228 910 | -6,45 |
| SAMOA | 8 018 | 25 750 | 221,15 | 16 300 | 44 388 | 172,32 |
| EAST TIMOR | 14 513 | 6 980 | -51,91 | 1 836 | 1 508 | -17,86 |
| UNITED STATES | 7 069 060 | 6 283 314 | -11,12 | 11 735 101 | 11 945 325 | 1,79 |
| CANADA | 472 355 | 544 718 | 15,32 | 745 916 | 973 542 | 30,52 |
| SURINAME | 434 | 17 439 | 3 918,20 | 2 067 | 63 456 | 2 969,96 |
| CHILE | 469 680 | 717 240 | 52,71 | 904 889 | 1 439 197 | 59,05 |
| ARGENTINA | 11 | 0 | -100,00 | 37 | 0 | -100,00 |
| BRAZIL | 0 | 11 000 | - | 0 | 13 969 | - |
| PUERTO RICO | 540 | 540 | 0,00 | 864 | 1 382 | 59,95 |
| UNITED KINGDOM | 9 843 266 | 8 934 103 | -9,24 | 17 879 608 | 16 651 642 | -6,87 |
| NETHERLANDS | 2 830 104 | 2 229 779 | -21,21 | 4 940 731 | 4 425 566 | -10,43 |
| GERMANY, FED. REP. OF | 6 961 350 | 5 645 006 | -18,91 | 9 458 103 | 8 871 184 | -6,21 |
| BELGIUM | 22 152 | 43 892 | 98,14 | 18 330 | 94 463 | 415,35 |
| SWITZERLAND | 0 | 119 000 | - | 0 | 201 670 | - |
| DENMARK | 9 400 | 9 560 | 1,70 | 14 720 | 22 867 | 55,35 |
| SPAIN | 7 038 | 68 507 | 873,39 | 13 050 | 82 722 | 533,89 |
| POLAND | 2 676 679 | 2 793 829 | 4,38 | 4 976 799 | 5 662 545 | 13,78 |
| BULGARIA | 0 | 900 | - | 0 | 14 519 | - |
| KAZAKHSTAN | 99 120 | 48 540 | -51,03 | 234 343 | 126 882 | -45,86 |
| KYRGYZSTAN | 170 160 | 153 999 | -9,50 | 335 863 | 370 656 | 10,36 |
| UKRAINE | 1 816 177 | 1 087 909 | -40,10 | 2 900 587 | 1 916 778 | -33,92 |
| UZBEKISTAN | 73 605 | 27 030 | -63,28 | 132 247 | 38 555 | -70,85 |
| LITHUANIA | 0 | 13 260 | - | 0 | 34 611 | - |
| LATVIA | 63 952 | 75 033 | 17,33 | 117 417 | 143 109 | 21,88 |
| RUSSIA FEDERATION | 17 895 833 | 13 488 447 | -24,63 | 33 176 013 | 25 177 808 | -24,11 |
| -LADA HITAM | 37 400 151 | 47 426 341 | 26,81 | 88 000 534 | 166 903 397 | 89,66 |

TABEL 5. PERKEMBANGAN EKSPOR INDONESIA MENURUT KOMODITI DAN NEGARA TUJUAN

| JENIS BARANG | BERAT BERSIH (KG) | | PERUB | NILAI FOB (US \$) | | PERUB |
|---------------------------------|-------------------|-------------------|--------------|-------------------|-------------------|--------------|
| | JAN-DES 2009 | JAN-DES 2010 | % | JAN-DES 2009 | JAN-DES 2010 | % |
| | (1) | (2) | (3) | (4) | (5) | (6) |
| JAPAN | 500 247 | 655 623 | 31,06 | 1 799 614 | 2 983 466 | 65,78 |
| HONG KONG | 85 299 | 91 812 | 7,64 | 196 186 | 330 357 | 68,39 |
| KOREA, REPUBLIC OF | 414 800 | 400 000 | -3,57 | 1 188 999 | 1 691 000 | 42,22 |
| TAIWAN | 430 000 | 70 084 | -83,70 | 996 200 | 186 646 | -81,26 |
| CHINA | 0 | 594 559 | - | 0 | 2 023 277 | - |
| SINGAPORE | 675 066 | 1 874 904 | 177,74 | 1 487 279 | 6 774 388 | 355,49 |
| PHILIPPINES | 201 375 | 253 958 | 26,11 | 66 845 | 164 546 | 146,16 |
| MALAYSIA | 154 018 | 941 031 | 510,99 | 367 150 | 2 448 304 | 566,84 |
| VIET NAM | 3 928 675 | 12 125 869 | 208,65 | 9 047 478 | 44 799 457 | 395,16 |
| INDIA | 5 905 546 | 3 262 965 | -44,75 | 13 646 432 | 9 433 595 | -30,87 |
| PAKISTAN | 0 | 35 622 | - | 0 | 115 511 | - |
| TURKEY | 181 998 | 78 020 | -57,13 | 319 974 | 198 880 | -37,84 |
| UNITED ARAB EMIRATES | 0 | 3 593 | - | 0 | 3 602 | - |
| EGYPT | 0 | 21 390 | - | 0 | 78 017 | - |
| SOUTH AFRICA | 9 011 | 0 | -100,00 | 6 549 | 0 | -100,00 |
| AUSTRALIA | 270 000 | 574 000 | 112,59 | 681 780 | 2 142 015 | 214,18 |
| UNITED STATES | 22 241 623 | 21 760 399 | -2,16 | 52 092 697 | 76 337 896 | 46,54 |
| CANADA | 225 090 | 165 000 | -26,70 | 560 744 | 587 005 | 4,68 |
| MEXICO | 2 673 | 0 | -100,00 | 3 150 | 0 | -100,00 |
| JAMAICA | 75 000 | 50 000 | -33,33 | 186 668 | 190 293 | 1,94 |
| DOMINICAN REPUBLIC | 10 589 | 8 914 | -15,82 | 12 371 | 26 375 | 113,20 |
| NETHERLANDS | 255 052 | 1 043 345 | 309,07 | 589 488 | 4 024 351 | 582,69 |
| FRANCE | 162 355 | 534 155 | 229,00 | 359 309 | 1 994 287 | 455,03 |
| GERMANY, FED. REP. OF | 205 000 | 271 218 | 32,30 | 609 901 | 1 030 937 | 69,03 |
| BELGIUM | 68 064 | 123 492 | 81,44 | 238 808 | 508 093 | 112,76 |
| ITALY | 141 000 | 260 000 | 84,40 | 383 297 | 916 394 | 139,08 |
| SPAIN | 30 000 | 70 000 | 133,33 | 70 800 | 255 350 | 260,66 |
| PORTUGAL | 17 375 | 0 | -100,00 | 42 805 | 0 | -100,00 |
| POLAND | 0 | 45 000 | - | 0 | 197 500 | - |
| ROMANIA | 24 000 | 0 | -100,00 | 57 000 | 0 | -100,00 |
| BULGARIA | 96 299 | 116 042 | 20,50 | 201 760 | 314 371 | 55,81 |
| UKRAINE | 0 | 65 000 | - | 0 | 271 750 | - |
| RUSSIA FEDERATION | 1 089 996 | 1 930 346 | 77,10 | 2 787 250 | 6 875 734 | 146,69 |
| -LADA PUTIH | 11 464 981 | 13 453 013 | 17,34 | 47 642 009 | 73 462 328 | 54,20 |
| JAPAN | 621 351 | 634 307 | 2,09 | 2 660 308 | 3 379 796 | 27,05 |
| HONG KONG | 66 999 | 45 998 | -31,35 | 288 480 | 276 200 | -4,26 |
| KOREA, REPUBLIC OF | 12 494 | 57 000 | 356,22 | 43 350 | 352 070 | 712,16 |
| TAIWAN | 349 022 | 269 000 | -22,93 | 1 361 238 | 1 310 360 | -3,74 |
| CHINA | 0 | 30 440 | - | 0 | 146 728 | - |
| SINGAPORE | 2 062 012 | 2 750 435 | 33,39 | 8 213 730 | 15 117 731 | 84,05 |
| PHILIPPINES | 21 025 | 11 294 | -46,28 | 62 184 | 37 377 | -39,89 |
| MALAYSIA | 401 182 | 419 514 | 4,57 | 1 767 406 | 2 366 581 | 33,90 |
| VIET NAM | 1 051 500 | 1 352 352 | 28,61 | 4 377 171 | 7 391 302 | 68,86 |
| INDIA | 224 000 | 339 397 | 51,52 | 893 913 | 1 488 552 | 66,52 |
| PAKISTAN | 1 352 | 0 | -100,00 | 2 002 | 0 | -100,00 |
| AUSTRALIA | 204 571 | 306 000 | 49,58 | 885 170 | 1 740 765 | 96,66 |
| EAST TIMOR | 2 767 | 0 | -100,00 | 755 | 0 | -100,00 |
| UNITED STATES | 2 489 497 | 3 286 000 | 31,99 | 10 893 961 | 18 352 805 | 68,47 |
| CANADA | 51 068 | 0 | -100,00 | 206 625 | 0 | -100,00 |
| MEXICO | 2 991 | 0 | -100,00 | 3 525 | 0 | -100,00 |
| DOMINICAN REPUBLIC | 0 | 12 213 | - | 0 | 43 404 | - |
| UNITED KINGDOM | 76 000 | 60 000 | -21,05 | 304 465 | 316 125 | 3,83 |
| NETHERLANDS | 1 512 071 | 1 490 118 | -1,45 | 6 363 788 | 8 223 655 | 29,23 |
| FRANCE | 233 000 | 299 000 | 28,33 | 942 491 | 1 613 335 | 71,18 |
| GERMANY, FED. REP. OF | 1 865 994 | 1 868 399 | 0,13 | 7 534 755 | 10 321 862 | 36,99 |
| BELGIUM | 134 934 | 125 453 | -7,03 | 471 912 | 519 413 | 10,07 |
| DENMARK | 15 000 | 15 000 | 0,00 | 58 500 | 77 250 | 32,05 |
| ITALY | 60 000 | 57 441 | -4,27 | 295 300 | 260 228 | -11,88 |
| PORTUGAL | 6 151 | 0 | -100,00 | 10 980 | 0 | -100,00 |
| RUSSIA FEDERATION | 0 | 23 652 | - | 0 | 126 789 | - |
| -KAYU MANIS DAN BUNGANYA | 22 802 090 | 28 522 415 | 25,09 | 19 111 578 | 30 498 691 | 59,58 |
| JAPAN | 850 | 3 575 | 320,59 | 1 160 | 8 638 | 644,66 |
| HONG KONG | 0 | 46 080 | - | 0 | 9 216 | - |
| KOREA, REPUBLIC OF | 265 541 | 151 161 | -43,07 | 208 435 | 135 529 | -34,98 |
| TAIWAN | 468 | 0 | -100,00 | 113 | 0 | -100,00 |
| CHINA | 610 010 | 314 973 | -48,37 | 338 565 | 186 401 | -44,94 |
| THAILAND | 1 243 207 | 1 448 867 | 16,54 | 1 101 215 | 1 882 621 | 70,96 |
| SINGAPORE | 607 002 | 597 090 | -1,63 | 384 979 | 609 916 | 58,43 |
| PHILIPPINES | 697 | 800 | 14,78 | 2 136 | 2 220 | 3,93 |
| MALAYSIA | 1 171 085 | 1 241 051 | 5,97 | 989 429 | 1 098 050 | 10,98 |
| VIET NAM | 162 000 | 602 529 | 271,93 | 105 999 | 587 319 | 454,08 |
| MALDIVES | 1 795 | 413 | -76,99 | 3 993 | 1 223 | -69,37 |
| INDIA | 305 658 | 435 815 | 42,58 | 250 038 | 512 749 | 105,07 |
| PAKISTAN | 0 | 48 000 | - | 0 | 8 640 | - |
| BANGLADESH | 7 500 | 54 625 | 628,33 | 6 000 | 23 775 | 296,25 |
| IRAQ | 0 | 8 010 | - | 0 | 8 010 | - |

TABEL 5. PERKEMBANGAN EKSPOR INDONESIA MENURUT KOMODITI DAN NEGARA TUJUAN

| JENIS BARANG | BERAT BERSIH (KG) | | PERUB | NILAI FOB (US \$) | | PERUB |
|--|-------------------|-------------------|--------------|-------------------|--------------------|--------------|
| | JAN-DES 2009 | JAN-DES 2010 | % | JAN-DES 2009 | JAN-DES 2010 | % |
| | (1) | (2) | (3) | (4) | (5) | (6) |
| IRAN (ISLAMIC REPUBLIC OF) | 10 000 | 0 | -100,00 | 6 000 | 0 | -100,00 |
| ISRAEL | 55 884 | 127 581 | 128,30 | 48 929 | 107 114 | 118,92 |
| JORDAN | 24 870 | 38 119 | 53,27 | 16 263 | 38 505 | 136,76 |
| LEBANON | 13 000 | 0 | -100,00 | 11 800 | 0 | -100,00 |
| OMAN | 13 000 | 13 000 | 0,00 | 7 780 | 8 124 | 4,42 |
| SYRIA ARAB REPUBLIC | 108 256 | 157 880 | 45,84 | 80 039 | 125 468 | 56,76 |
| TURKEY | 441 864 | 531 755 | 20,34 | 243 662 | 336 579 | 38,13 |
| UNITED ARAB EMIRATES | 949 122 | 1 673 542 | 76,33 | 516 761 | 1 369 489 | 165,01 |
| BAHRAIN | 0 | 1 742 | - | 0 | 4 731 | - |
| EGYPT | 176 203 | 179 978 | 2,14 | 147 524 | 179 847 | 21,91 |
| LIBYAN ARAB JAMAHIRIYA | 61 999 | 86 994 | 40,32 | 60 159 | 83 990 | 39,61 |
| MOROCCO | 240 000 | 362 058 | 50,86 | 142 247 | 298 417 | 109,79 |
| TUNISIA | 20 000 | 17 000 | -15,00 | 18 125 | 20 740 | 14,43 |
| ALGERIA | 382 712 | 996 528 | 160,39 | 320 300 | 1 153 454 | 260,12 |
| SOUTH AFRICA | 43 000 | 13 000 | -69,77 | 25 425 | 13 390 | -47,34 |
| MAURITIUS | 43 998 | 42 400 | -3,63 | 34 575 | 39 167 | 13,28 |
| AUSTRALIA | 32 236 | 47 666 | 47,87 | 45 253 | 79 135 | 74,87 |
| NEW ZEALAND | 17 | 135 | 694,12 | 286 | 1 086 | 279,72 |
| UNITED STATES | 9 208 095 | 12 669 135 | 37,59 | 8 692 148 | 14 122 110 | 62,47 |
| CANADA | 245 955 | 232 426 | -5,50 | 218 906 | 285 669 | 30,50 |
| MEXICO | 111 750 | 173 780 | 55,51 | 66 947 | 166 809 | 149,17 |
| GUATEMALA | 1 294 | 1 661 | 28,36 | 1 672 | 3 815 | 128,17 |
| PANAMA | 57 000 | 0 | -100,00 | 48 046 | 0 | -100,00 |
| SURINAME | 646 | 10 300 | 1 494,43 | 3 800 | 5 711 | 50,29 |
| CHILE | 7 650 | 8 000 | 4,58 | 1 771 | 7 850 | 343,25 |
| VENEZUELA | 357 879 | 451 275 | 26,10 | 307 753 | 475 009 | 54,35 |
| ARGENTINA | 4 162 | 375 | -90,99 | 2 980 | 1 014 | -65,97 |
| BRAZIL | 894 555 | 588 976 | -34,16 | 715 761 | 581 838 | -18,71 |
| COLOMBIA | 0 | 20 500 | - | 0 | 15 768 | - |
| URUGUAY | 8 300 | 0 | -100,00 | 5 000 | 0 | -100,00 |
| TRINIDAD AND TOBAGO | 0 | 20 000 | - | 0 | 36 519 | - |
| DOMINICAN REPUBLIC | 1 115 815 | 906 999 | -18,71 | 796 050 | 744 496 | -6,48 |
| UNITED KINGDOM | 42 625 | 30 091 | -29,41 | 27 984 | 39 027 | 39,46 |
| NETHERLANDS | 822 698 | 996 542 | 21,13 | 602 151 | 1 322 263 | 119,59 |
| FRANCE | 559 524 | 423 117 | -24,38 | 506 465 | 522 910 | 3,25 |
| GERMANY, FED. REP. OF | 819 183 | 1 289 703 | 57,44 | 692 662 | 1 404 468 | 102,76 |
| BELGIUM | 123 068 | 164 428 | 33,61 | 85 096 | 218 812 | 157,14 |
| NORWAY | 36 000 | 18 000 | -50,00 | 30 150 | 20 925 | -30,60 |
| SWEDEN | 10 558 | 26 217 | 148,31 | 13 889 | 48 906 | 252,12 |
| FINLAND | 0 | 24 999 | - | 0 | 24 177 | - |
| ITALY | 51 851 | 32 709 | -36,92 | 67 669 | 52 950 | -21,75 |
| SPAIN | 139 249 | 102 472 | -26,41 | 91 339 | 98 130 | 7,43 |
| PORTUGAL | 265 314 | 171 000 | -35,55 | 324 290 | 316 271 | -2,47 |
| GREECE | 436 625 | 409 489 | -6,21 | 359 937 | 531 444 | 47,65 |
| HUNGARY | 12 000 | 12 000 | 0,00 | 11 040 | 8 650 | -21,65 |
| POLAND | 338 000 | 169 998 | -49,70 | 226 927 | 156 323 | -31,11 |
| ROMANIA | 1 000 | 3 067 | 206,70 | 1 450 | 2 200 | 51,72 |
| BULGARIA | 21 499 | 21 000 | -2,32 | 13 450 | 14 340 | 6,62 |
| UKRAINE | 18 057 | 25 000 | 38,45 | 9 594 | 11 197 | 16,71 |
| LITHUANIA | 5 002 | 0 | -100,00 | 4 820 | 0 | -100,00 |
| CROATIA | 17 763 | 0 | -100,00 | 14 681 | 0 | -100,00 |
| SLOVENIA | 0 | 12 000 | - | 0 | 10 475 | - |
| RUSSIA FEDERATION | 76 999 | 264 789 | 243,89 | 49 960 | 315 072 | 530,65 |
| -BIJI PALA & BUNGANYA DAN KAP | 21 501 510 | 26 694 678 | 24,15 | 63 875 814 | 106 545 964 | 66,80 |
| JAPAN | 565 756 | 578 201 | 2,20 | 4 510 526 | 6 181 425 | 37,04 |
| HONG KONG | 76 183 | 16 207 | -78,73 | 432 425 | 143 613 | -66,79 |
| KOREA, REPUBLIC OF | 455 455 | 476 190 | 4,55 | 1 005 067 | 1 511 095 | 50,35 |
| TAIWAN | 56 813 | 39 560 | -30,37 | 69 254 | 78 724 | 13,67 |
| CHINA | 64 529 | 410 652 | 536,38 | 84 645 | 501 184 | 492,10 |
| THAILAND | 160 353 | 1 332 947 | 731,26 | 894 320 | 1 310 434 | 46,53 |
| SINGAPORE | 582 300 | 555 559 | -4,59 | 3 577 309 | 5 210 694 | 45,66 |
| PHILIPPINES | 82 819 | 100 747 | 21,65 | 276 519 | 336 511 | 21,70 |
| MALAYSIA | 870 153 | 1 399 361 | 60,82 | 1 120 811 | 2 613 319 | 133,16 |
| MYANMAR (FORM. BURMA) | 0 | 8 999 | - | 0 | 47 347 | - |
| CAMBODIA | 0 | 180 | - | 0 | 80 | - |
| VIET NAM | 9 291 681 | 9 246 905 | -0,48 | 15 258 179 | 20 613 870 | 35,10 |
| INDIA | 1 518 220 | 3 302 436 | 117,52 | 3 957 109 | 11 638 410 | 194,11 |
| PAKISTAN | 344 956 | 465 670 | 34,99 | 1 663 966 | 2 116 293 | 27,18 |
| BANGLADESH | 511 305 | 275 281 | -46,16 | 1 305 299 | 1 080 266 | -17,24 |
| SRI LANKA | 0 | 18 000 | - | 0 | 13 500 | - |
| IRAN (ISLAMIC REPUBLIC OF) | 114 000 | 8 100 | -92,89 | 66 767 | 12 150 | -81,80 |
| SAUDI ARABIA | 25 654 | 69 118 | 169,42 | 17 859 | 44 775 | 150,71 |
| ISRAEL | 0 | 31 696 | - | 0 | 68 920 | - |
| KUWAIT | 1 555 | 0 | -100,00 | 5 450 | 0 | -100,00 |
| JORDAN | 53 027 | 12 678 | -76,09 | 38 631 | 5 666 | -85,33 |
| LEBANON | 13 499 | 0 | -100,00 | 58 675 | 0 | -100,00 |
| SYRIA ARAB REPUBLIC | 17 000 | 46 640 | 174,35 | 13 830 | 144 387 | 944,01 |

TABEL 5. PERKEMBANGAN EKSPOR INDONESIA MENURUT KOMODITI DAN NEGARA TUJUAN

| JENIS BARANG | BERAT BERSIH (KG) | | PERUB | NILAI FOB (US \$) | | PERUB |
|------------------------------|-------------------|-------------------|---------------|-------------------|-------------------|--------------|
| | JAN-DES 2009 | JAN-DES 2010 | % | JAN-DES 2009 | JAN-DES 2010 | % |
| | (1) | (2) | (3) | (4) | (5) | (6) |
| UNITED ARAB EMIRATES | 154 879 | 697 640 | 350,44 | 120 268 | 1 090 521 | 806,74 |
| BAHRAIN | 66 | 5 633 | 8 434,85 | 241 | 15 294 | 6 246,06 |
| EGYPT | 4 578 | 21 875 | 377,83 | 4 556 | 26 231 | 475,75 |
| MOROCCO | 111 857 | 52 121 | -53,40 | 552 554 | 319 632 | -42,15 |
| TANZANIA, UNITED REPUBLIC OF | 0 | 999 | - | 0 | 8 000 | - |
| GHANA | 29 998 | 21 499 | -28,33 | 180 750 | 96 040 | -46,87 |
| NIGERIA | 124 775 | 123 066 | -1,37 | 230 378 | 411 304 | 78,53 |
| BENIN | 19 522 | 38 000 | 94,65 | 15 576 | 232 000 | 1 389,47 |
| SOUTH AFRICA | 66 200 | 14 003 | -78,85 | 430 040 | 106 414 | -75,25 |
| MAURITIUS | 0 | 10 000 | - | 0 | 14 750 | - |
| AUSTRALIA | 216 640 | 190 279 | -12,17 | 1 021 433 | 1 137 231 | 11,34 |
| EAST TIMOR | 8 801 | 8 649 | -1,73 | 916 | 1 508 | 64,63 |
| UNITED STATES | 1 576 879 | 1 657 322 | 5,10 | 5 898 829 | 7 599 987 | 28,84 |
| CANADA | 114 719 | 77 016 | -32,87 | 325 095 | 267 350 | -17,76 |
| MEXICO | 15 057 | 3 334 | -77,86 | 21 556 | 5 950 | -72,40 |
| SURINAME | 0 | 130 | - | 0 | 3 354 | - |
| VENEZUELA | 0 | 4 972 | - | 0 | 9 795 | - |
| ARGENTINA | 280 764 | 193 538 | -31,07 | 618 620 | 719 546 | 16,31 |
| BRAZIL | 75 753 | 76 143 | 0,51 | 162 170 | 527 575 | 225,32 |
| URUGUAY | 5 000 | 5 000 | 0,00 | 40 000 | 57 500 | 43,75 |
| DOMINICAN REPUBLIC | 26 767 | 42 869 | 60,16 | 71 944 | 161 315 | 124,22 |
| UNITED KINGDOM | 4 953 | 14 612 | 195,01 | 9 602 | 221 796 | 2 209,89 |
| NETHERLANDS | 1 355 120 | 1 978 887 | 46,03 | 6 530 126 | 17 306 053 | 165,02 |
| FRANCE | 131 022 | 197 988 | 51,11 | 1 042 975 | 2 296 864 | 120,22 |
| GERMANY, FED. REP. OF | 1 004 521 | 1 278 800 | 27,30 | 4 937 683 | 8 491 901 | 71,98 |
| BELGIUM | 655 476 | 506 393 | -22,74 | 3 320 497 | 3 227 648 | -2,80 |
| SWITZERLAND | 0 | 6 166 | - | 0 | 39 658 | - |
| ITALY | 365 569 | 675 532 | 84,79 | 2 559 174 | 6 377 063 | 149,18 |
| SPAIN | 129 298 | 182 496 | 41,14 | 673 182 | 1 202 715 | 78,66 |
| PORTUGAL | 29 500 | 14 000 | -52,54 | 113 398 | 20 300 | -82,10 |
| BULGARIA | 4 999 | 3 867 | -22,64 | 33 850 | 8 741 | -74,18 |
| KAZAKHSTAN | 11 664 | 0 | -100,00 | 33 405 | 0 | -100,00 |
| UKRAINE | 18 077 | 54 899 | 203,70 | 57 947 | 175 999 | 203,72 |
| BOSNIA AND HERZEGOVINA | 15 000 | 0 | -100,00 | 58 200 | 0 | -100,00 |
| RUSSIA FEDERATION | 138 798 | 141 823 | 2,18 | 454 208 | 693 266 | 52,63 |
| -PANILI | 204 473 | 205 436 | 0,47 | 2 288 842 | 2 605 452 | 13,83 |
| JAPAN | 300 | 5 | -98,33 | 10 115 | 250 | -97,53 |
| HONG KONG | 25 | 0 | -100,00 | 622 | 0 | -100,00 |
| KOREA, REPUBLIC OF | 0 | 100 | - | 0 | 2 900 | - |
| TAIWAN | 196 | 2 015 | 928,06 | 420 | 78 045 | 18 482,14 |
| CHINA | 4 026 | 16 375 | 306,73 | 56 752 | 231 318 | 307,59 |
| SINGAPORE | 11 156 | 2 613 | -76,58 | 126 161 | 52 833 | -58,12 |
| MALAYSIA | 3 348 | 5 927 | 77,03 | 5 952 | 37 407 | 528,48 |
| VIET NAM | 0 | 30 | - | 0 | 853 | - |
| TURKEY | 183 | 0 | -100,00 | 5 576 | 0 | -100,00 |
| UNITED ARAB EMIRATES | 0 | 100 | - | 0 | 400 | - |
| AUSTRALIA | 1 091 | 915 | -16,13 | 23 232 | 25 109 | 8,08 |
| NEW ZEALAND | 354 | 338 | -4,52 | 13 776 | 20 916 | 51,83 |
| UNITED STATES | 138 963 | 163 454 | 17,62 | 1 564 875 | 2 053 667 | 31,24 |
| CANADA | 8 999 | 5 | -99,94 | 128 790 | 36 | -99,97 |
| DOMINICA | 360 | 580 | 61,11 | 8 693 | 20 230 | 132,72 |
| UNITED KINGDOM | 1 859 | 1 851 | -0,43 | 48 380 | 60 900 | 25,88 |
| NETHERLANDS | 29 689 | 11 028 | -62,85 | 218 714 | 17 404 | -92,04 |
| GERMANY, FED. REP. OF | 3 785 | 100 | -97,36 | 73 103 | 3 184 | -95,64 |
| BELGIUM | 36 | 0 | -100,00 | 76 | 0 | -100,00 |
| SWITZERLAND | 103 | 0 | -100,00 | 3 605 | 0 | -100,00 |
| -LAINNYA | 17 072 322 | 14 128 760 | -17,24 | 18 845 871 | 27 479 959 | 45,81 |
| JAPAN | 531 674 | 550 076 | 3,46 | 972 852 | 1 214 325 | 24,82 |
| HONG KONG | 40 262 | 44 459 | 10,42 | 206 639 | 405 505 | 96,24 |
| KOREA, REPUBLIC OF | 3 676 | 14 228 | 287,05 | 9 821 | 54 126 | 451,13 |
| TAIWAN | 326 547 | 453 348 | 38,83 | 612 040 | 534 200 | -12,72 |
| CHINA | 35 582 | 133 264 | 274,53 | 11 106 | 24 200 | 117,90 |
| THAILAND | 48 354 | 41 231 | -14,73 | 164 060 | 236 421 | 44,11 |
| SINGAPORE | 1 022 021 | 1 022 693 | 0,07 | 568 291 | 1 681 727 | 195,93 |
| PHILIPPINES | 1 284 | 1 129 | -12,07 | 3 573 | 8 147 | 128,02 |
| MALAYSIA | 960 327 | 1 412 760 | 47,11 | 1 238 632 | 1 494 848 | 20,69 |
| MYANMAR (FORM. BURMA) | 12 000 | 0 | -100,00 | 4 420 | 0 | -100,00 |
| BRUNEI DARUSSALAM | 5 840 | 5 | -99,91 | 7 683 | 14 | -99,82 |
| NEPAL | 0 | 13 500 | - | 0 | 76 325 | - |
| VIET NAM | 1 871 896 | 1 696 741 | -9,36 | 2 592 438 | 5 397 263 | 108,19 |
| INDIA | 3 822 576 | 2 838 977 | -25,73 | 4 266 098 | 5 777 432 | 35,43 |
| PAKISTAN | 329 265 | 236 546 | -28,16 | 207 069 | 578 680 | 179,46 |
| BANGLADESH | 5 358 350 | 2 229 710 | -58,39 | 2 328 197 | 1 699 935 | -26,98 |
| IRAN (ISLAMIC REPUBLIC OF) | 38 999 | 24 010 | -38,43 | 180 601 | 31 213 | -82,72 |
| SAUDI ARABIA | 541 766 | 789 238 | 45,68 | 1 099 012 | 2 685 975 | 144,40 |
| ISRAEL | 36 350 | 0 | -100,00 | 13 965 | 0 | -100,00 |

TABEL 5. PERKEMBANGAN EKSPOR INDONESIA MENURUT KOMODITI DAN NEGARA TUJUAN

| JENIS BARANG | BERAT BERSIH (KG) | | PERUB | NILAI FOB (US \$) | | PERUB |
|-------------------------------|-------------------|-------------------|---------------|-------------------|-------------------|---------------|
| | JAN-DES 2009 | JAN-DES 2010 | % | JAN-DES 2009 | JAN-DES 2010 | % |
| | (1) | (2) | (3) | (4) | (5) | (6) |
| KUWAIT | 6 492 | 0 | -100,00 | 22 753 | 0 | -100,00 |
| JORDAN | 57 106 | 78 608 | 37,65 | 22 837 | 36 067 | 57,93 |
| LEBANON | 0 | 161 000 | - | 0 | 173 170 | - |
| YEMEN | 2 000 | 0 | -100,00 | 3 500 | 0 | -100,00 |
| SYRIA ARAB REPUBLIC | 101 564 | 269 557 | 165,41 | 39 448 | 139 695 | 254,12 |
| UNITED ARAB EMIRATES | 263 993 | 306 607 | 16,14 | 237 244 | 171 249 | -27,82 |
| QATAR | 339 | 1 437 | 323,89 | 128 | 564 | 340,63 |
| BAHRAIN | 25 | 11 151 | 44 504,00 | 101 | 13 195 | 12 964,36 |
| EGYPT | 69 868 | 440 107 | 529,91 | 46 725 | 212 250 | 354,25 |
| LIBYAN ARAB JAMAHIRIYA | 0 | 15 195 | - | 0 | 3 920 | - |
| MOROCCO | 46 767 | 2 476 | -94,71 | 66 885 | 9 884 | -85,22 |
| ALGERIA | 9 176 | 0 | -100,00 | 11 500 | 0 | -100,00 |
| NIGERIA | 0 | 14 902 | - | 0 | 25 775 | - |
| BENIN | 6 488 | 22 050 | 239,86 | 2 441 | 23 613 | 867,35 |
| SOUTH AFRICA | 15 920 | 29 743 | 86,83 | 7 120 | 16 220 | 127,81 |
| AUSTRALIA | 138 356 | 122 177 | -11,69 | 291 369 | 334 310 | 14,74 |
| NEW ZEALAND | 4 511 | 10 338 | 129,17 | 28 033 | 72 912 | 160,09 |
| EAST TIMOR | 2 960 | 5 701 | 92,60 | 679 | 1 557 | 129,31 |
| UNITED STATES | 548 138 | 521 840 | -4,80 | 1 517 778 | 2 597 442 | 71,13 |
| CANADA | 9 042 | 26 252 | 190,33 | 3 429 | 40 305 | 1 075,42 |
| MEXICO | 3 185 | 0 | -100,00 | 3 930 | 0 | -100,00 |
| SURINAME | 0 | 45 | - | 0 | 90 | - |
| ARGENTINA | 1 383 | 1 722 | 24,51 | 3 643 | 8 564 | 135,08 |
| BRAZIL | 37 013 | 56 956 | 53,88 | 215 268 | 402 782 | 87,11 |
| UNITED KINGDOM | 33 512 | 41 375 | 23,46 | 46 286 | 107 524 | 132,30 |
| NETHERLANDS | 291 091 | 284 249 | -2,35 | 469 379 | 380 013 | -19,04 |
| FRANCE | 159 554 | 25 482 | -84,03 | 1 015 669 | 223 231 | -78,02 |
| GERMANY, FED. REP. OF | 22 736 | 131 483 | 478,30 | 63 382 | 487 585 | 669,28 |
| BELGIUM | 238 373 | 7 568 | -96,83 | 225 644 | 32 401 | -85,64 |
| SWITZERLAND | 694 | 200 | -71,18 | 1 978 | 5 908 | 198,69 |
| ITALY | 1 023 | 189 | -81,52 | 3 852 | 777 | -79,83 |
| SPAIN | 1 058 | 28 023 | 2 548,68 | 141 | 42 217 | 29 841,13 |
| PORTUGAL | 288 | 0 | -100,00 | 515 | 0 | -100,00 |
| UKRAINE | 12 013 | 0 | -100,00 | 7 357 | 0 | -100,00 |
| CZECH REPUBLIC | 885 | 0 | -100,00 | 360 | 0 | -100,00 |
| RUSSIA FEDERATION | 0 | 10 412 | - | 0 | 16 403 | - |
| TEBKAU | 32 911 300 | 27 955 681 | -15,06 | 93 547 265 | 73 736 257 | -21,18 |
| JAPAN | 59 266 | 84 900 | 43,25 | 121 277 | 515 151 | 324,77 |
| KOREA, REPUBLIC OF | 97 200 | 21 557 | -77,82 | 68 040 | 15 988 | -76,50 |
| TAIWAN | 207 000 | 74 100 | -64,20 | 4 910 | 4 725 | -3,77 |
| CHINA | 501 097 | 1 464 009 | 192,16 | 2 772 405 | 6 382 127 | 130,20 |
| THAILAND | 144 000 | 0 | -100,00 | 230 400 | 0 | -100,00 |
| SINGAPORE | 288 919 | 189 039 | -34,57 | 1 291 206 | 376 901 | -70,81 |
| PHILIPPINES | 1 843 248 | 286 092 | -84,48 | 5 148 552 | 795 812 | -84,54 |
| MALAYSIA | 2 579 799 | 1 034 343 | -59,91 | 10 114 833 | 1 685 846 | -83,33 |
| CAMBODIA | 493 200 | 16 388 | -96,68 | 1 878 174 | 63 577 | -96,61 |
| VIET NAM | 31 975 | 221 698 | 593,35 | 35 080 | 530 530 | 1 412,34 |
| INDIA | 0 | 2 | - | 0 | 3 | - |
| BANGLADESH | 0 | 19 200 | - | 0 | 13 440 | - |
| SRI LANKA | 387 706 | 341 139 | -12,01 | 6 375 140 | 5 886 376 | -7,67 |
| UNITED ARAB EMIRATES | 0 | 54 000 | - | 0 | 43 659 | - |
| EGYPT | 2 925 889 | 3 445 003 | 17,74 | 6 078 734 | 8 830 006 | 45,26 |
| MOROCCO | 71 280 | 166 200 | 133,16 | 74 844 | 242 194 | 223,60 |
| TUNISIA | 394 800 | 200 000 | -49,34 | 1 270 170 | 301 500 | -76,26 |
| ALGERIA | 165 000 | 273 026 | 65,47 | 294 075 | 358 382 | 21,87 |
| KENYA | 0 | 86 759 | - | 0 | 38 892 | - |
| CAMEROON | 34 560 | 17 280 | -50,00 | 13 133 | 6 566 | -50,00 |
| NIGERIA | 17 820 | 40 320 | 126,26 | 60 053 | 28 224 | -53,00 |
| SENEGAL | 60 014 | 92 000 | 53,30 | 67 022 | 78 340 | 16,89 |
| MAURITANIA | 40 000 | 93 460 | 133,65 | 149 220 | 192 939 | 29,30 |
| GAMBIA | 10 000 | 0 | -100,00 | 24 800 | 0 | -100,00 |
| SOUTH AFRICA | 851 381 | 311 658 | -63,39 | 2 160 175 | 357 152 | -83,47 |
| AUSTRALIA | 310 645 | 441 335 | 42,07 | 580 512 | 761 548 | 31,19 |
| SAINT VINCENT AND THE GRENADI | 18 000 | 0 | -100,00 | 11 700 | 0 | -100,00 |
| EAST TIMOR | 37 138 | 100 | -99,73 | 8 949 | 33 | -99,63 |
| UNITED STATES | 5 319 198 | 4 338 637 | -18,43 | 8 833 040 | 6 192 750 | -29,89 |
| HONDURAS | 41 073 | 52 484 | 27,78 | 365 542 | 445 449 | 21,86 |
| NICARAGUA | 440 348 | 332 293 | -24,54 | 3 069 505 | 2 282 121 | -25,65 |
| CHILE | 341 267 | 180 480 | -47,11 | 118 817 | 63 168 | -46,84 |
| BRAZIL | 1 | 7 060 | 705 900,00 | 1 | 45 709 | 4 570 800,00 |
| URUGUAY | 0 | 140 000 | - | 0 | 215 408 | - |
| PARAGUAY | 200 000 | 842 800 | 321,40 | 292 400 | 1 180 200 | 303,63 |
| PUERTO RICO | 540 004 | 450 709 | -16,54 | 1 646 276 | 1 005 657 | -38,91 |
| DOMINICAN REPUBLIC | 351 594 | 423 978 | 20,59 | 3 481 247 | 2 757 547 | -20,79 |
| EL SALVADOR | 9 000 | 0 | -100,00 | 71 211 | 0 | -100,00 |
| NETHERLANDS ANTILLES | 0 | 640 | - | 0 | 7 392 | - |
| UNITED KINGDOM | 99 000 | 0 | -100,00 | 282 328 | 0 | -100,00 |

TABEL 5. PERKEMBANGAN EKSPOR INDONESIA MENURUT KOMODITI DAN NEGARA TUJUAN

| JENIS BARANG | BERAT BERSIH (KG) | | PERUB | NILAI FOB (US \$) | | PERUB |
|----------------------------|--------------------|--------------------|---------------|----------------------|----------------------|--------------|
| | JAN-DES 2009 | JAN-DES 2010 | % | JAN-DES 2009 | JAN-DES 2010 | % |
| (1) | (2) | (3) | (4) | (5) | (6) | (7) |
| NETHERLANDS | 1 624 748 | 1 704 594 | 4,91 | 4 852 835 | 4 393 653 | -9,46 |
| FRANCE | 567 415 | 116 469 | -79,47 | 1 449 076 | 17 044 | -98,82 |
| GERMANY, FED. REP. OF | 1 106 133 | 1 616 721 | 46,16 | 5 112 055 | 3 795 734 | -25,75 |
| AUSTRIA | 0 | 18 000 | - | 0 | 12 600 | - |
| BELGIUM | 5 082 254 | 4 193 381 | -17,49 | 15 537 637 | 15 951 531 | 2,66 |
| SWITZERLAND | 135 714 | 98 187 | -27,65 | 542 883 | 378 642 | -30,25 |
| DENMARK | 195 963 | 28 094 | -85,66 | 630 864 | 111 863 | -82,27 |
| SWEDEN | 0 | 40 319 | - | 0 | 5 242 | - |
| IRELAND | 374 100 | 237 600 | -36,49 | 1 279 776 | 924 967 | -27,72 |
| ITALY | 699 158 | 218 800 | -68,71 | 1 873 531 | 564 520 | -69,87 |
| SPAIN | 245 084 | 197 270 | -19,51 | 1 031 374 | 858 455 | -16,77 |
| GREECE | 99 000 | 0 | -100,00 | 25 800 | 0 | -100,00 |
| POLAND | 290 409 | 100 056 | -65,55 | 619 546 | 402 718 | -35,00 |
| BULGARIA | 0 | 39 599 | - | 0 | 184 536 | - |
| ARMENIA | 0 | 18 779 | - | 0 | 45 495 | - |
| BELARUS | 316 181 | 79 600 | -74,82 | 497 463 | 123 960 | -75,08 |
| UKRAINE | 189 759 | 0 | -100,00 | 294 867 | 0 | -100,00 |
| UZBEKISTAN | 0 | 19 200 | - | 0 | 12 480 | - |
| LITHUANIA | 80 307 | 0 | -100,00 | 70 268 | 0 | -100,00 |
| LATVIA | 0 | 99 000 | - | 0 | 174 240 | - |
| CZECH REPUBLIC | 0 | 713 | - | 0 | 425 | - |
| RUSSIA FEDERATION | 2 993 653 | 3 386 610 | 13,13 | 2 735 519 | 4 072 840 | 48,89 |
| BIJI COKLAT | 440 407 706 | 433 628 290 | -1,54 | 1 088 136 375 | 1 191 466 900 | 9,50 |
| JAPAN | 989 873 | 680 033 | -31,30 | 2 819 195 | 2 415 626 | -14,32 |
| KOREA, REPUBLIC OF | 0 | 442 | - | 0 | 3 130 | - |
| CHINA | 7 147 580 | 15 394 944 | 115,39 | 17 034 338 | 42 886 089 | 151,76 |
| THAILAND | 7 405 462 | 6 716 257 | -9,31 | 17 845 637 | 18 476 545 | 3,54 |
| SINGAPORE | 56 403 350 | 53 933 250 | -4,38 | 139 342 580 | 151 485 685 | 8,71 |
| MALAYSIA | 183 539 128 | 203 847 704 | 11,06 | 451 885 005 | 551 439 084 | 22,03 |
| INDIA | 1 899 999 | 4 055 509 | 113,45 | 4 541 810 | 10 752 232 | 136,74 |
| SRI LANKA | 0 | 165 000 | - | 0 | 531 650 | - |
| LEBANON | 0 | 5 000 | - | 0 | 17 450 | - |
| TURKEY | 12 | 0 | -100,00 | 24 | 0 | -100,00 |
| SUDAN | 75 000 | 0 | -100,00 | 180 450 | 0 | -100,00 |
| MAURITIUS | 3 000 000 | 0 | -100,00 | 6 450 000 | 0 | -100,00 |
| AUSTRALIA | 601 161 | 751 | -99,88 | 1 689 658 | 5 851 | -99,65 |
| NEW ZEALAND | 0 | 146 | - | 0 | 684 | - |
| SAMOA | 3 600 | 0 | -100,00 | 9 720 | 0 | -100,00 |
| UNITED STATES | 120 304 080 | 89 306 466 | -25,77 | 297 013 203 | 246 501 286 | -17,01 |
| CANADA | 5 200 250 | 3 500 000 | -32,70 | 12 787 895 | 10 070 028 | -21,25 |
| MEXICO | 1 999 999 | 3 749 997 | 87,50 | 4 992 041 | 10 535 993 | 111,06 |
| ARGENTINA | 0 | 16 000 | - | 0 | 9 040 | - |
| BRAZIL | 41 646 503 | 31 984 188 | -23,20 | 103 380 375 | 89 414 859 | -13,51 |
| COLOMBIA | 0 | 400 000 | - | 0 | 1 158 000 | - |
| URUGUAY | 0 | 16 000 | - | 0 | 9 040 | - |
| COSTA RICA | 16 000 | 0 | -100,00 | 14 310 | 0 | -100,00 |
| NETHERLANDS | 2 451 986 | 5 847 501 | 138,48 | 5 816 416 | 15 563 587 | 167,58 |
| GERMANY, FED. REP. OF | 7 161 405 | 12 336 534 | 72,26 | 20 717 224 | 35 197 336 | 69,89 |
| BELGIUM | 179 000 | 710 000 | 296,65 | 630 565 | 2 403 023 | 281,09 |
| SWITZERLAND | 200 000 | 0 | -100,00 | 473 800 | 0 | -100,00 |
| LUXEMBOURG | 0 | 50 000 | - | 0 | 140 320 | - |
| SWEDEN | 41 | 0 | -100,00 | 186 | 0 | -100,00 |
| ITALY | 108 000 | 225 978 | 109,24 | 283 955 | 647 399 | 127,99 |
| SPAIN | 74 999 | 600 000 | 700,01 | 227 875 | 1 658 434 | 627,78 |
| UKRAINE | 0 | 34 314 | - | 0 | 10 658 | - |
| UZBEKISTAN | 0 | 5 480 | - | 0 | 13 700 | - |
| ESTONIA | 0 | 44 516 | - | 0 | 115 742 | - |
| CZECH REPUBLIC | 278 | 2 280 | 720,14 | 113 | 4 429 | 3 819,47 |
| -IKAN TONGKOL/TUNA | 76 356 507 | 67 682 490 | -11,36 | 162 127 526 | 197 052 351 | 21,54 |
| JAPAN | 22 557 171 | 30 282 317 | 34,25 | 85 395 926 | 115 440 645 | 35,18 |
| HONG KONG | 1 249 416 | 283 842 | -77,28 | 1 928 703 | 572 709 | -70,31 |
| KOREA, REPUBLIC OF | 775 662 | 1 169 883 | 50,82 | 1 452 191 | 2 103 687 | 44,86 |
| TAIWAN | 4 332 651 | 4 500 316 | 3,87 | 4 154 588 | 3 213 557 | -22,65 |
| CHINA | 4 018 704 | 1 001 461 | -75,08 | 2 353 335 | 1 190 947 | -49,39 |
| THAILAND | 24 140 697 | 9 083 495 | -62,37 | 18 557 388 | 7 645 609 | -58,80 |
| SINGAPORE | 1 867 066 | 1 344 199 | -28,00 | 4 165 903 | 4 167 759 | 0,04 |
| PHILIPPINES | 131 586 | 352 709 | 168,04 | 112 123 | 613 505 | 447,17 |
| MALAYSIA | 655 887 | 211 157 | -67,81 | 812 770 | 380 658 | -53,17 |
| VIET NAM | 5 035 129 | 3 042 614 | -39,57 | 6 946 781 | 7 515 015 | 8,18 |
| SRI LANKA | 280 385 | 497 427 | 77,41 | 267 669 | 689 116 | 157,45 |
| IRAN (ISLAMIC REPUBLIC OF) | 1 248 568 | 4 542 196 | 263,79 | 1 382 820 | 6 805 542 | 392,15 |
| SAUDI ARABIA | 122 112 | 418 680 | 242,87 | 374 400 | 1 513 000 | 304,11 |
| ISRAEL | 378 243 | 458 377 | 21,19 | 545 926 | 950 042 | 74,02 |
| KUWAIT | 4 339 | 32 492 | 648,84 | 15 310 | 110 190 | 619,73 |
| JORDAN | 2 000 | 183 930 | 9 096,50 | 23 480 | 596 007 | 2 438,36 |
| LEBANON | 27 944 | 51 322 | 83,66 | 170 313 | 414 990 | 143,66 |

TABEL 5. PERKEMBANGAN EKSPOR INDONESIA MENURUT KOMODITI DAN NEGARA TUJUAN

| JENIS BARANG | BERAT BERSIH (KG) | | PERUB | NILAI FOB (US \$) | | PERUB |
|-------------------------------|-------------------|------------------|--------------|-------------------|-------------------|---------------|
| | JAN-DES 2009 | JAN-DES 2010 | % | JAN-DES 2009 | JAN-DES 2010 | % |
| | (1) | (2) | (3) | (4) | (5) | (6) |
| YEMEN | 182 208 | 1 283 600 | 604,47 | 507 400 | 4 765 141 | 839,13 |
| OMAN | 0 | 54 000 | - | 0 | 67 500 | - |
| SYRIA ARAB REPUBLIC | 75 480 | 0 | -100,00 | 229 500 | 0 | -100,00 |
| UNITED ARAB EMIRATES | 133 973 | 201 493 | 50,40 | 409 874 | 704 540 | 71,89 |
| QATAR | 15 496 | 480 | -96,90 | 45 740 | 2 400 | -94,75 |
| BAHRAIN | 1 000 | 1 300 | 30,00 | 10 000 | 13 000 | 30,00 |
| EGYPT | 975 000 | 1 234 000 | 26,56 | 798 622 | 937 640 | 17,41 |
| LIBYAN ARAB JAMAHIRIYA | 315 000 | 0 | -100,00 | 1 248 930 | 0 | -100,00 |
| TUNISIA | 350 127 | 0 | -100,00 | 401 039 | 0 | -100,00 |
| SOUTH AFRICA | 7 | 0 | -100,00 | 10 | 0 | -100,00 |
| MAURITIUS | 111 802 | 69 308 | -38,01 | 202 033 | 122 657 | -39,29 |
| AUSTRALIA | 179 545 | 193 319 | 7,67 | 565 990 | 811 594 | 43,39 |
| NEW ZEALAND | 121 004 | 30 914 | -74,45 | 158 868 | 55 200 | -65,25 |
| EAST TIMOR | 3 588 | 0 | -100,00 | 6 341 | 0 | -100,00 |
| UNITED STATES | 5 526 438 | 4 536 857 | -17,91 | 24 136 993 | 23 490 831 | -2,68 |
| CANADA | 46 441 | 28 280 | -39,11 | 146 495 | 141 585 | -3,35 |
| MEXICO | 118 507 | 616 281 | 420,04 | 971 865 | 3 782 615 | 289,21 |
| PANAMA | 28 000 | 7 213 | -74,24 | 20 200 | 57 153 | 182,94 |
| BRAZIL | 0 | 25 000 | - | 0 | 109 700 | - |
| ECUADOR | 0 | 20 000 | - | 0 | 175 120 | - |
| PERU | 51 405 | 0 | -100,00 | 75 016 | 0 | -100,00 |
| PUERTO RICO | 34 250 | 0 | -100,00 | 161 861 | 0 | -100,00 |
| DOMINICAN REPUBLIC | 42 928 | 0 | -100,00 | 70 189 | 0 | -100,00 |
| UNITED KINGDOM | 104 424 | 87 166 | -16,53 | 889 770 | 394 777 | -55,63 |
| NETHERLANDS | 108 755 | 181 617 | 67,00 | 168 994 | 1 730 039 | 923,73 |
| FRANCE | 14 930 | 209 171 | 1 301,01 | 66 013 | 513 817 | 678,36 |
| GERMANY, FED. REP. OF | 79 850 | 95 627 | 19,76 | 150 928 | 391 912 | 159,67 |
| AUSTRIA | 99 687 | 76 869 | -22,89 | 99 687 | 73 370 | -26,40 |
| BELGIUM | 100 145 | 257 264 | 156,89 | 465 981 | 1 308 964 | 180,91 |
| SWITZERLAND | 1 210 | 0 | -100,00 | 5 738 | 0 | -100,00 |
| DENMARK | 0 | 1 308 | - | 0 | 9 087 | - |
| SWEDEN | 0 | 30 038 | - | 0 | 294 834 | - |
| FINLAND | 75 599 | 15 120 | -80,00 | 225 900 | 45 360 | -79,92 |
| ITALY | 89 916 | 134 415 | 49,49 | 234 872 | 482 061 | 105,24 |
| SPAIN | 300 000 | 469 698 | 56,57 | 458 960 | 1 261 520 | 174,86 |
| POLAND | 450 | 0 | -100,00 | 4 500 | 0 | -100,00 |
| UKRAINE | 21 686 | 23 737 | 9,46 | 66 274 | 179 104 | 170,25 |
| LITHUANIA | 0 | 22 155 | - | 0 | 22 155 | - |
| SLOVENIA | 50 291 | 0 | -100,00 | 50 291 | 0 | -100,00 |
| RUSSIA FEDERATION | 169 805 | 319 843 | 88,36 | 413 026 | 1 185 697 | 187,08 |
| -UBUR-UBUR | 6 519 581 | 8 125 103 | 24,63 | 11 932 579 | 27 503 894 | 130,49 |
| JAPAN | 1 742 554 | 755 681 | -56,63 | 4 016 587 | 2 773 668 | -30,94 |
| HONG KONG | 182 533 | 169 958 | -6,89 | 524 172 | 1 399 207 | 166,94 |
| KOREA, DEMOCRATIC PEOPLE'S RI | 15 000 | 0 | -100,00 | 28 200 | 0 | -100,00 |
| KOREA, REPUBLIC OF | 1 214 561 | 539 868 | -55,55 | 2 235 608 | 1 451 450 | -35,08 |
| TAIWAN | 783 530 | 829 546 | 5,87 | 1 171 459 | 1 366 505 | 16,65 |
| CHINA | 117 410 | 37 315 | -68,22 | 137 060 | 1 420 177 | 936,17 |
| MACAU | 12 | 154 | 1 183,33 | 120 | 1 920 | 1 500,00 |
| THAILAND | 1 373 | 12 362 | 800,36 | 5 329 | 618 057 | 11 497,99 |
| SINGAPORE | 29 325 | 109 797 | 274,41 | 90 837 | 2 091 893 | 2 202,91 |
| PHILIPPINES | 0 | 2 003 | - | 0 | 49 631 | - |
| MALAYSIA | 60 577 | 100 776 | 66,36 | 101 661 | 1 033 650 | 916,76 |
| BRUNEI DARUSSALAM | 0 | 2 318 | - | 0 | 106 750 | - |
| VIET NAM | 1 278 076 | 3 994 707 | 212,56 | 1 161 009 | 2 687 725 | 131,50 |
| INDIA | 0 | 295 | - | 0 | 20 | - |
| IRAN (ISLAMIC REPUBLIC OF) | 191 | 2 129 | 1 014,66 | 4 077 | 1 947 | -52,24 |
| SAUDI ARABIA | 8 500 | 69 286 | 715,13 | 2 848 | 4 828 347 | 169 434,66 |
| ISRAEL | 2 078 | 4 325 | 108,13 | 1 183 | 7 383 | 524,09 |
| KUWAIT | 0 | 101 | - | 0 | 38 | - |
| JORDAN | 366 | 145 | -60,38 | 894 | 307 | -65,66 |
| SYRIA ARAB REPUBLIC | 0 | 101 | - | 0 | 223 | - |
| TURKEY | 384 | 1 501 | 290,89 | 883 | 4 812 | 444,96 |
| UNITED ARAB EMIRATES | 2 983 | 36 333 | 1 118,00 | 6 355 | 1 192 248 | 18 660,79 |
| QATAR | 0 | 9 904 | - | 0 | 304 877 | - |
| KENYA | 0 | 59 | - | 0 | 11 230 | - |
| TOGO | 0 | 51 | - | 0 | 15 943 | - |
| COTE D'IVOIRE | 0 | 2 979 | - | 0 | 164 889 | - |
| SOUTH AFRICA | 123 288 | 223 478 | 81,27 | 400 334 | 692 985 | 73,10 |
| MAURITIUS | 255 | 0 | -100,00 | 1 393 | 0 | -100,00 |
| AUSTRALIA | 5 406 | 20 736 | 283,57 | 21 538 | 843 601 | 3 816,80 |
| NEW ZEALAND | 827 | 852 | 3,02 | 1 039 | 1 800 | 73,24 |
| MARSHALL ISLANDS | 0 | 49 | - | 0 | 120 084 | - |
| CHRISTMAS ISLANDS | 0 | 52 | - | 0 | 11 422 | - |
| UNITED STATES | 287 021 | 389 940 | 35,86 | 688 981 | 1 203 201 | 74,63 |
| CANADA | 372 441 | 467 529 | 25,53 | 884 005 | 1 015 700 | 14,90 |
| MEXICO | 0 | 9 600 | - | 0 | 30 000 | - |
| ARGENTINA | 176 | 164 | -6,82 | 1 424 | 1 210 | -15,03 |

TABEL 5. PERKEMBANGAN EKSPOR INDONESIA MENURUT KOMODITI DAN NEGARA TUJUAN

| JENIS BARANG | BERAT BERSIH (KG) | | PERUB | NILAI FOB (US \$) | | PERUB |
|-----------------------------------|-------------------|-------------------|--------------|--------------------|--------------------|--------------|
| | JAN-DES 2009 | JAN-DES 2010 | % | JAN-DES 2009 | JAN-DES 2010 | % |
| | (1) | (2) | (3) | (4) | (5) | (6) |
| BRAZIL | 558 | 120 | -78,49 | 1 753 | 272 | -84,48 |
| PERU | 0 | 39 | - | 0 | 114 | - |
| PUERTO RICO | 0 | 43 | - | 0 | 2 718 | - |
| UNITED KINGDOM | 51 624 | 47 692 | -7,62 | 54 313 | 107 909 | 98,68 |
| NETHERLANDS | 22 312 | 43 847 | 96,52 | 29 533 | 1 444 835 | 4 792,27 |
| FRANCE | 68 178 | 90 179 | 32,27 | 69 974 | 97 525 | 39,37 |
| GERMANY, FED. REP. OF | 45 485 | 71 650 | 57,52 | 65 000 | 191 364 | 194,41 |
| AUSTRIA | 2 426 | 783 | -67,72 | 6 426 | 2 370 | -63,12 |
| BELGIUM | 45 517 | 5 950 | -86,93 | 107 552 | 5 476 | -94,91 |
| SWITZERLAND | 2 455 | 13 290 | 441,34 | 4 491 | 44 597 | 893,03 |
| DENMARK | 645 | 1 185 | 83,72 | 1 773 | 1 607 | -9,36 |
| NORWAY | 790 | 2 659 | 236,58 | 1 394 | 5 504 | 294,84 |
| SWEDEN | 583 | 1 141 | 95,71 | 1 571 | 4 377 | 178,61 |
| FINLAND | 353 | 254 | -28,05 | 379 | 718 | 89,45 |
| IRELAND | 725 | 2 125 | 193,10 | 2 592 | 5 157 | 98,96 |
| ITALY | 28 101 | 12 923 | -54,01 | 71 669 | 52 005 | -27,44 |
| SPAIN | 1 990 | 6 039 | 203,47 | 3 713 | 14 882 | 300,81 |
| PORTUGAL | 316 | 98 | -68,99 | 1 455 | 150 | -89,69 |
| ICELAND | 34 | 200 | 488,24 | 119 | 192 | 61,34 |
| GREECE | 3 220 | 6 276 | 94,91 | 4 916 | 15 000 | 205,13 |
| HUNGARY | 753 | 838 | 11,29 | 1 398 | 1 012 | -27,61 |
| POLAND | 6 171 | 6 333 | 2,63 | 6 347 | 8 895 | 40,14 |
| ROMANIA | 0 | 34 | - | 0 | 287 | - |
| BULGARIA | 114 | 166 | 45,61 | 488 | 476 | -2,46 |
| TURKMENISTAN | 0 | 39 | - | 0 | 232 | - |
| UKRAINE | 495 | 1 288 | 160,20 | 945 | 2 906 | 207,51 |
| LITHUANIA | 71 | 3 996 | 5 528,17 | 280 | 13 755 | 4 812,50 |
| CROATIA | 250 | 627 | 150,80 | 94 | 248 | 163,83 |
| MALTA | 0 | 70 | - | 0 | 225 | - |
| CZECH REPUBLIC | 3 009 | 4 508 | 49,82 | 2 266 | 19 353 | 754,06 |
| REP. OF MACEDONIA | 0 | 4 | - | 0 | 22 | - |
| RUSSIA FEDERATION | 4 539 | 6 613 | 45,69 | 5 142 | 6 811 | 32,46 |
| -KEPITING, KERANG-KERANGAN | 51 495 464 | 58 091 812 | 12,81 | 128 836 508 | 169 642 422 | 31,67 |
| JAPAN | 1 179 392 | 1 361 938 | 15,48 | 4 715 822 | 5 578 070 | 18,28 |
| HONG KONG | 4 404 133 | 3 976 110 | -9,72 | 8 672 057 | 10 116 277 | 16,65 |
| KOREA, REPUBLIC OF | 1 971 648 | 2 689 650 | 36,42 | 5 977 893 | 7 906 502 | 32,26 |
| TAIWAN | 6 337 223 | 4 476 889 | -29,36 | 8 501 183 | 5 020 490 | -40,94 |
| CHINA | 8 478 227 | 6 931 230 | -18,25 | 6 143 340 | 6 646 238 | 8,19 |
| MACAU | 11 518 | 8 879 | -22,91 | 12 222 | 9 571 | -21,69 |
| THAILAND | 3 394 253 | 6 417 539 | 89,07 | 2 753 644 | 4 968 317 | 80,43 |
| SINGAPORE | 2 975 829 | 2 881 101 | -3,18 | 7 273 961 | 6 958 042 | -4,34 |
| PHILIPPINES | 7 314 | 54 564 | 646,02 | 52 293 | 186 144 | 255,96 |
| MALAYSIA | 3 150 558 | 4 065 554 | 29,04 | 3 667 713 | 4 166 893 | 13,61 |
| VIET NAM | 3 814 682 | 6 325 656 | 65,82 | 3 401 219 | 8 246 167 | 142,45 |
| INDIA | 279 360 | 128 732 | -53,92 | 328 277 | 180 724 | -44,95 |
| SRI LANKA | 92 500 | 19 000 | -79,46 | 12 950 | 6 650 | -48,65 |
| IRAN (ISLAMIC REPUBLIC OF) | 6 983 | 678 | -90,29 | 34 291 | 10 198 | -70,26 |
| SAUDI ARABIA | 0 | 2 | - | 0 | 2 | - |
| ISRAEL | 797 | 1 001 | 25,60 | 267 | 5 606 | 1 999,63 |
| KUWAIT | 50 | 56 | 12,00 | 600 | 1 260 | 110,00 |
| JORDAN | 0 | 814 | - | 0 | 440 | - |
| LEBANON | 43 660 | 78 230 | 79,18 | 150 258 | 208 613 | 38,84 |
| TURKEY | 259 103 | 214 758 | -17,11 | 376 502 | 383 500 | 1,86 |
| UNITED ARAB EMIRATES | 10 000 | 1 090 | -89,10 | 18 100 | 2 862 | -84,19 |
| CYPRUS | 247 759 | 102 049 | -58,81 | 675 998 | 281 155 | -58,41 |
| EGYPT | 104 815 | 0 | -100,00 | 132 911 | 0 | -100,00 |
| TUNISIA | 0 | 41 098 | - | 0 | 91 562 | - |
| ALGERIA | 0 | 20 000 | - | 0 | 37 300 | - |
| REUNION | 0 | 5 910 | - | 0 | 16 762 | - |
| GHANA | 718 | 0 | -100,00 | 1 391 | 0 | -100,00 |
| SOUTH AFRICA | 9 083 | 903 | -90,06 | 12 070 | 985 | -91,84 |
| MAURITIUS | 268 600 | 255 149 | -5,01 | 562 210 | 600 259 | 6,77 |
| VIRGIN ISLANDS (BRITISH) | 13 512 | 0 | -100,00 | 37 581 | 0 | -100,00 |
| AUSTRALIA | 465 489 | 445 336 | -4,33 | 2 129 044 | 2 094 545 | -1,62 |
| AMERICAN SAMOA | 0 | 290 | - | 0 | 234 | - |
| UNITED STATES | 5 546 076 | 5 809 809 | 4,76 | 50 497 244 | 70 638 152 | 39,89 |
| CANADA | 273 551 | 313 459 | 14,59 | 1 421 128 | 2 341 001 | 64,73 |
| MEXICO | 226 996 | 82 188 | -63,79 | 436 842 | 161 505 | -63,03 |
| HONDURAS | 10 886 | 0 | -100,00 | 23 400 | 0 | -100,00 |
| PANAMA | 80 238 | 20 069 | -74,99 | 277 445 | 60 940 | -78,04 |
| CHILE | 0 | 907 | - | 0 | 1 144 | - |
| BRAZIL | 0 | 112 | - | 0 | 745 | - |
| URUGUAY | 27 976 | 26 000 | -7,06 | 12 589 | 26 000 | 106,53 |
| PUERTO RICO | 437 741 | 246 444 | -43,70 | 1 544 973 | 819 925 | -46,93 |
| DOMINICAN REPUBLIC | 9 302 | 27 777 | 198,61 | 31 864 | 92 851 | 191,40 |
| MARTINIQUE | 32 140 | 39 810 | 23,86 | 41 734 | 109 322 | 161,95 |
| GUADELOUPE | 15 000 | 84 152 | 461,01 | 26 200 | 167 128 | 537,89 |

TABEL 5. PERKEMBANGAN EKSPOR INDONESIA MENURUT KOMODITI DAN NEGARA TUJUAN

| JENIS BARANG | BERAT BERSIH (KG) | | PERUB | NILAI FOB (US \$) | | PERUB |
|----------------------------|--------------------|--------------------|--------------|--------------------|--------------------|--------------|
| | JAN-DES 2009 | JAN-DES 2010 | % | JAN-DES 2009 | JAN-DES 2010 | % |
| | (1) | (2) | (3) | (4) | (5) | (6) |
| UNITED KINGDOM | 69 437 | 42 665 | -38,56 | 418 337 | 335 887 | -19,71 |
| NETHERLANDS | 179 760 | 165 363 | -8,01 | 1 167 818 | 554 601 | -52,51 |
| FRANCE | 132 325 | 248 654 | 87,91 | 328 796 | 552 423 | 68,01 |
| GERMANY, FED. REP. OF | 169 050 | 203 208 | 20,21 | 433 534 | 730 570 | 68,52 |
| AUSTRIA | 8 | 2 475 | 30 837,50 | 33 | 10 194 | 30 790,91 |
| BELGIUM | 142 725 | 194 779 | 36,47 | 571 812 | 786 295 | 37,51 |
| SWITZERLAND | 6 825 | 9 581 | 40,38 | 23 037 | 53 121 | 130,59 |
| LUXEMBOURG | 0 | 360 | - | 0 | 505 | - |
| DENMARK | 1 340 | 3 276 | 144,48 | 1 160 | 5 728 | 393,79 |
| NORWAY | 790 | 4 484 | 467,59 | 329 | 3 780 | 1 048,94 |
| SWEDEN | 674 | 3 476 | 415,73 | 231 | 1 724 | 646,32 |
| FINLAND | 0 | 8 | - | 0 | 28 | - |
| ITALY | 5 786 382 | 8 614 393 | 48,87 | 13 963 483 | 24 190 531 | 73,24 |
| SPAIN | 59 799 | 345 716 | 478,13 | 137 777 | 1 179 844 | 756,34 |
| PORTUGAL | 422 797 | 512 924 | 21,32 | 909 764 | 1 119 945 | 23,10 |
| GREECE | 79 530 | 201 166 | 152,94 | 152 891 | 636 781 | 316,49 |
| HUNGARY | 16 | 46 | 187,50 | 82 | 361 | 340,24 |
| POLAND | 525 | 4 906 | 834,48 | 195 | 3 861 | 1 880,00 |
| ROMANIA | 0 | 9 | - | 0 | 17 | - |
| ALBANIA | 66 809 | 111 124 | 66,33 | 209 681 | 371 393 | 77,12 |
| UKRAINE | 2 017 | 4 073 | 101,93 | 14 534 | 30 943 | 112,90 |
| CROATIA | 131 250 | 151 735 | 15,61 | 381 477 | 393 149 | 3,06 |
| MALTA | 52 517 | 0 | -100,00 | 146 921 | 0 | -100,00 |
| CZECH REPUBLIC | 0 | 483 | - | 0 | 271 | - |
| RUSSIA FEDERATION | 3 776 | 111 975 | 2 865,44 | 17 400 | 536 389 | 2 982,70 |
| -BEKICOT | 2 493 033 | 2 531 336 | 1,54 | 6 168 822 | 6 663 833 | 8,02 |
| JAPAN | 2 355 | 373 | -84,16 | 2 943 | 2 706 | -8,05 |
| HONG KONG | 482 347 | 392 670 | -18,59 | 2 426 021 | 2 495 820 | 2,88 |
| KOREA, REPUBLIC OF | 57 560 | 53 364 | -7,29 | 158 978 | 166 536 | 4,75 |
| TAIWAN | 915 159 | 1 013 736 | 10,77 | 1 123 195 | 1 254 736 | 11,71 |
| CHINA | 3 500 | 303 | -91,34 | 3 500 | 647 | -81,51 |
| MACAU | 1 290 | 0 | -100,00 | 1 290 | 0 | -100,00 |
| THAILAND | 87 769 | 85 849 | -2,19 | 47 058 | 55 886 | 18,76 |
| SINGAPORE | 257 736 | 245 817 | -4,62 | 555 322 | 610 999 | 10,03 |
| MALAYSIA | 85 940 | 67 910 | -20,98 | 60 251 | 54 298 | -9,88 |
| VIET NAM | 240 | 22 | -90,83 | 720 | 19 | -97,36 |
| SAUDI ARABIA | 0 | 1 | - | 0 | 12 | - |
| TURKEY | 0 | 175 | - | 0 | 391 | - |
| UNITED ARAB EMIRATES | 15 | 30 | 100,00 | 40 | 83 | 107,50 |
| GHANA | 2 376 | 0 | -100,00 | 4 600 | 0 | -100,00 |
| SOUTH AFRICA | 102 747 | 91 145 | -11,29 | 297 681 | 277 100 | -6,91 |
| AUSTRALIA | 42 | 0 | -100,00 | 127 | 0 | -100,00 |
| UNITED STATES | 14 778 | 100 709 | 581,48 | 45 567 | 268 150 | 488,47 |
| CANADA | 253 050 | 193 827 | -23,40 | 685 217 | 507 193 | -25,98 |
| UNITED KINGDOM | 195 | 705 | 261,54 | 507 | 1 886 | 271,99 |
| NETHERLANDS | 19 447 | 15 | -99,92 | 67 025 | 6 | -99,99 |
| FRANCE | 206 174 | 254 787 | 23,58 | 687 866 | 897 555 | 30,48 |
| GERMANY, FED. REP. OF | 128 | 88 | -31,25 | 481 | 586 | 21,83 |
| BELGIUM | 0 | 29 350 | - | 0 | 67 138 | - |
| NORWAY | 0 | 106 | - | 0 | 304 | - |
| IRELAND | 41 | 0 | -100,00 | 85 | 0 | -100,00 |
| SPAIN | 0 | 7 | - | 0 | 91 | - |
| GREECE | 15 | 96 | 540,00 | 33 | 192 | 481,82 |
| HUNGARY | 30 | 146 | 386,67 | 112 | 848 | 657,14 |
| POLAND | 43 | 42 | -2,33 | 124 | 206 | 66,13 |
| UKRAINE | 0 | 13 | - | 0 | 328 | - |
| RUSSIA FEDERATION | 56 | 50 | -10,71 | 79 | 117 | 48,10 |
| -IKAN LAINNYA | 276 839 447 | 448 106 089 | 61,86 | 326 214 185 | 424 512 623 | 30,13 |
| JAPAN | 19 811 275 | 16 758 383 | -15,41 | 47 080 069 | 45 424 679 | -3,52 |
| HONG KONG | 9 631 747 | 10 497 842 | 8,99 | 38 153 071 | 54 390 776 | 42,56 |
| KOREA, REPUBLIC OF | 10 388 354 | 12 989 853 | 25,04 | 15 276 907 | 13 729 957 | -10,13 |
| TAIWAN | 12 606 262 | 18 590 093 | 47,47 | 15 065 432 | 20 160 727 | 33,82 |
| CHINA | 74 897 393 | 113 132 808 | 51,05 | 33 987 570 | 49 481 901 | 45,59 |
| MACAU | 2 365 | 3 243 | 37,12 | 5 185 | 13 722 | 164,65 |
| THAILAND | 43 458 805 | 164 987 310 | 279,64 | 29 887 736 | 70 184 719 | 134,83 |
| SINGAPORE | 28 405 503 | 31 699 314 | 11,60 | 40 327 938 | 43 547 569 | 7,98 |
| PHILIPPINES | 741 784 | 282 623 | -61,90 | 1 644 908 | 1 839 163 | 11,81 |
| MALAYSIA | 34 173 477 | 33 419 910 | -2,21 | 32 408 264 | 33 767 631 | 4,19 |
| CAMBODIA | 641 | 762 | 18,88 | 11 532 | 10 650 | -7,65 |
| BRUNEI DARUSSALAM | 16 925 | 41 737 | 146,60 | 48 629 | 121 953 | 150,78 |
| VIET NAM | 19 490 166 | 20 590 797 | 5,65 | 18 624 653 | 25 902 134 | 39,07 |
| INDIA | 38 095 | 47 868 | 25,65 | 129 451 | 176 833 | 36,60 |
| PAKISTAN | 286 | 12 017 | 4 101,75 | 1 266 | 71 547 | 5 551,42 |
| BANGLADESH | 15 610 | 0 | -100,00 | 4 671 | 0 | -100,00 |
| SRI LANKA | 1 778 310 | 1 244 107 | -30,04 | 2 842 409 | 1 890 368 | -33,49 |
| IRAN (ISLAMIC REPUBLIC OF) | 457 341 | 1 612 956 | 252,68 | 639 259 | 2 682 905 | 319,69 |

TABEL 5. PERKEMBANGAN EKSPOR INDONESIA MENURUT KOMODITI DAN NEGARA TUJUAN

| JENIS BARANG | BERAT BERSIH (KG) | | PERUB | NILAI FOB (US \$) | | PERUB |
|------------------------------|-------------------|--------------|-----------|-------------------|--------------|-----------|
| | JAN-DES 2009 | JAN-DES 2010 | % | JAN-DES 2009 | JAN-DES 2010 | % |
| | (1) | (2) | (3) | (4) | (5) | (6) |
| SAUDI ARABIA | 276 054 | 214 822 | -22,18 | 238 950 | 264 648 | 10,75 |
| ISRAEL | 673 259 | 648 720 | -3,64 | 1 605 007 | 1 696 635 | 5,71 |
| KUWAIT | 2 087 | 37 730 | 1 707,86 | 13 910 | 34 301 | 146,59 |
| JORDAN | 29 206 | 5 840 | -80,00 | 37 677 | 26 817 | -28,82 |
| LEBANON | 23 021 | 7 500 | -67,42 | 21 672 | 15 519 | -28,39 |
| OMAN | 0 | 27 800 | - | 0 | 118 510 | - |
| SYRIA ARAB REPUBLIC | 15 260 | 10 486 | -31,28 | 33 547 | 37 435 | 11,59 |
| TURKEY | 148 217 | 32 237 | -78,25 | 103 755 | 129 593 | 24,90 |
| UNITED ARAB EMIRATES | 405 026 | 561 690 | 38,68 | 776 123 | 1 148 047 | 47,92 |
| QATAR | 391 | 91 613 | 23 330,43 | 5 509 | 66 203 | 1 101,72 |
| BAHRAIN | 6 207 | 29 879 | 381,38 | 26 468 | 45 519 | 71,98 |
| CYPRUS | 1 116 | 1 633 | 46,33 | 2 541 | 6 096 | 139,91 |
| EGYPT | 1 058 196 | 762 756 | -27,92 | 931 000 | 526 893 | -43,41 |
| MOROCCO | 160 | 46 | -71,25 | 320 | 542 | 69,38 |
| TUNISIA | 785 007 | 184 079 | -76,55 | 885 724 | 221 705 | -74,97 |
| ALGERIA | 72 726 | 299 829 | 312,27 | 86 065 | 577 520 | 571,03 |
| SUDAN | 0 | 4 800 | - | 0 | 8 989 | - |
| NAMIBIA | 988 929 | 250 997 | -74,62 | 1 081 313 | 328 344 | -69,63 |
| TANZANIA, UNITED REPUBLIC OF | 0 | 36 000 | - | 0 | 34 560 | - |
| KENYA | 40 | 45 | 12,50 | 683 | 167 | -75,55 |
| REUNION | 86 239 | 99 800 | 15,72 | 366 754 | 442 792 | 20,73 |
| MOZAMBIQUE | 925 792 | 912 496 | -1,44 | 1 208 489 | 1 318 913 | 9,14 |
| TOGO | 15 500 | 15 500 | 0,00 | 20 400 | 21 380 | 4,80 |
| GHANA | 444 928 | 310 000 | -30,33 | 527 070 | 429 460 | -18,52 |
| ANGOLA | 138 098 | 54 000 | -60,90 | 141 000 | 129 600 | -8,09 |
| CONGO | 30 999 | 181 210 | 484,57 | 42 545 | 403 008 | 847,25 |
| SIERRA LEONE | 21 000 | 0 | -100,00 | 19 000 | 0 | -100,00 |
| BENIN | 0 | 15 500 | - | 0 | 21 380 | - |
| GAMBIA | 0 | 180 000 | - | 0 | 432 000 | - |
| SOUTH AFRICA | 37 855 | 384 800 | 916,51 | 49 296 | 494 129 | 902,37 |
| MAURITIUS | 537 985 | 877 947 | 63,19 | 953 270 | 1 474 115 | 54,64 |
| AUSTRALIA | 1 559 528 | 1 068 835 | -31,46 | 3 053 388 | 2 579 504 | -15,52 |
| NEW ZEALAND | 144 170 | 61 807 | -57,13 | 201 396 | 127 729 | -36,58 |
| MICRONESIA, FEDERATED STATES | 3 258 | 0 | -100,00 | 2 280 | 0 | -100,00 |
| GUAM | 86 998 | 54 000 | -37,93 | 146 900 | 70 740 | -51,84 |
| NEW CALEDONIA | 675 | 0 | -100,00 | 3 162 | 0 | -100,00 |
| AMERICAN SAMOA | 480 537 | 139 429 | -70,98 | 406 308 | 102 655 | -74,73 |
| FIJI | 89 878 | 52 688 | -41,38 | 90 667 | 61 501 | -32,17 |
| KIRIBATI | 4 252 | 1 501 | -64,70 | 6 761 | 3 220 | -52,37 |
| SAMOA | 447 553 | 147 605 | -67,02 | 446 407 | 158 754 | -64,44 |
| SOLOMON ISLANDS | 0 | 18 594 | - | 0 | 19 693 | - |
| TONGA | 37 190 | 0 | -100,00 | 40 106 | 0 | -100,00 |
| TUVALU | 166 | 0 | -100,00 | 438 | 0 | -100,00 |
| EAST TIMOR | 69 | 33 516 | 48 473,91 | 170 | 33 770 | 19 764,71 |
| UNITED STATES | 4 152 533 | 5 580 347 | 34,38 | 16 189 582 | 24 561 993 | 51,71 |
| CANADA | 137 082 | 102 538 | -25,20 | 594 913 | 324 841 | -45,40 |
| MEXICO | 572 257 | 97 689 | -82,93 | 2 858 680 | 741 061 | -74,08 |
| GUATEMALA | 145 053 | 80 276 | -44,66 | 218 067 | 124 085 | -43,10 |
| PANAMA | 364 821 | 215 593 | -40,90 | 474 976 | 235 840 | -50,35 |
| SURINAME | 186 160 | 646 000 | 247,01 | 152 242 | 555 784 | 265,07 |
| VENEZUELA | 152 | 130 | -14,47 | 719 | 337 | -53,13 |
| ARGENTINA | 41 838 | 516 | -98,77 | 111 512 | 5 562 | -95,01 |
| BRAZIL | 1 236 | 549 | -55,58 | 1 164 | 1 643 | 41,15 |
| COLOMBIA | 25 000 | 50 153 | 100,61 | 33 875 | 60 621 | 78,95 |
| URUGUAY | 183 560 | 79 295 | -56,80 | 184 619 | 109 833 | -40,51 |
| PARAGUAY | 0 | 40 | - | 0 | 1 327 | - |
| PERU | 25 761 | 785 | -96,95 | 34 526 | 1 976 | -94,28 |
| TRINIDAD AND TOBAGO | 81 000 | 182 000 | 124,69 | 92 100 | 166 080 | 80,33 |
| PUERTO RICO | 272 505 | 410 978 | 50,81 | 1 289 644 | 2 016 841 | 56,39 |
| DOMINICAN REPUBLIC | 339 068 | 268 134 | -20,92 | 960 007 | 646 360 | -32,67 |
| EL SALVADOR | 0 | 25 999 | - | 0 | 15 730 | - |
| BARBADOS | 0 | 24 967 | - | 0 | 27 448 | - |
| FRENCH POLYNESIA | 126 990 | 102 729 | -19,10 | 85 154 | 50 695 | -40,47 |
| MARTINIQUE | 48 628 | 77 830 | 60,05 | 47 202 | 174 633 | 269,97 |
| NETHERLANDS ANTILLES | 20 146 | 0 | -100,00 | 76 799 | 0 | -100,00 |
| GUADELOUPE | 0 | 17 198 | - | 0 | 35 826 | - |
| UNITED KINGDOM | 774 657 | 415 061 | -46,42 | 2 463 620 | 1 223 608 | -50,33 |
| NETHERLANDS | 865 759 | 510 600 | -41,02 | 1 636 569 | 1 005 301 | -38,57 |
| FRANCE | 604 349 | 724 667 | 19,91 | 1 339 518 | 2 206 896 | 64,75 |
| GERMANY, FED. REP. OF | 169 008 | 85 902 | -49,17 | 1 235 813 | 558 746 | -54,79 |
| AUSTRIA | 22 295 | 9 207 | -58,70 | 89 147 | 63 200 | -29,11 |
| BELGIUM | 405 803 | 576 897 | 42,16 | 1 253 388 | 1 198 124 | -4,41 |
| SWITZERLAND | 31 410 | 12 119 | -61,42 | 191 064 | 79 093 | -58,60 |
| DENMARK | 36 049 | 21 959 | -39,09 | 82 851 | 74 717 | -9,82 |
| NORWAY | 7 342 | 5 259 | -28,37 | 9 636 | 13 751 | 42,70 |
| SWEDEN | 12 700 | 9 871 | -22,28 | 154 491 | 130 086 | -15,80 |
| FINLAND | 477 | 3 308 | -27,04 | 549 | 1 649 | 200,36 |
| IRELAND | 1 955 | 3 308 | 69,21 | 6 391 | 16 686 | 161,09 |

TABEL 5. PERKEMBANGAN EKSPOR INDONESIA MENURUT KOMODITI DAN NEGARA TUJUAN

| JENIS BARANG | BERAT BERSIH (KG) | | PERUB | NILAI FOB (US \$) | | PERUB |
|------------------------------|--------------------|--------------------|--------------|-------------------|-------------------|--------------|
| | JAN-DES 2009 | JAN-DES 2010 | % | JAN-DES 2009 | JAN-DES 2010 | % |
| | (1) | (2) | (3) | (4) | (5) | (6) |
| ITALY | 315 047 | 463 940 | 47,26 | 1 026 642 | 1 526 392 | 48,68 |
| SPAIN | 68 448 | 303 370 | 343,21 | 253 536 | 719 191 | 183,66 |
| PORTUGAL | 39 623 | 198 419 | 400,77 | 110 134 | 343 777 | 212,14 |
| ICELAND | 0 | 3 | - | 0 | 3 | - |
| MONTSERRAT | 0 | 11 265 | - | 0 | 12 081 | - |
| GREECE | 93 170 | 133 709 | 43,51 | 135 935 | 272 915 | 100,77 |
| DEMOCRATIC REPUBLIC OF THE C | 93 000 | 757 188 | 714,18 | 117 000 | 1 751 662 | 1 397,15 |
| HUNGARY | 5 241 | 4 365 | -16,71 | 12 423 | 21 424 | 72,45 |
| POLAND | 30 251 | 23 369 | -22,75 | 204 426 | 178 668 | -12,60 |
| ROMANIA | 3 134 | 1 823 | -41,83 | 6 206 | 5 757 | -7,23 |
| BULGARIA | 42 | 171 | 307,14 | 430 | 575 | 33,72 |
| YUGOSLAVIA | 301 | 0 | -100,00 | 166 | 0 | -100,00 |
| ARMENIA | 0 | 46 | - | 0 | 426 | - |
| BELARUS | 0 | 10 000 | - | 0 | 243 300 | - |
| KAZAKHSTAN | 0 | 1 621 | - | 0 | 10 022 | - |
| TURKMENISTAN | 0 | 44 | - | 0 | 270 | - |
| UKRAINE | 380 381 | 128 887 | -66,12 | 530 639 | 108 320 | -79,59 |
| LITHUANIA | 460 | 431 | -6,30 | 1 701 | 850 | -50,03 |
| ESTONIA | 224 | 60 | -73,21 | 284 | 281 | -1,06 |
| GEORGIA | 0 | 27 | - | 0 | 934 | - |
| CROATIA | 0 | 92 | - | 0 | 90 | - |
| MALTA | 12 853 | 560 | -95,64 | 14 732 | 1 519 | -89,69 |
| SLOVAKIA | 1 190 | 10 | -99,16 | 6 840 | 56 | -99,18 |
| SLOVENIA | 700 | 32 | -95,43 | 8 622 | 198 | -97,70 |
| CZECH REPUBLIC | 23 939 | 22 407 | -6,40 | 198 849 | 282 254 | 41,94 |
| REP. OF MACEDONIA | 0 | 118 | - | 0 | 623 | - |
| RUSSIA FEDERATION | 623 938 | 1 975 835 | 216,67 | 2 001 781 | 5 591 042 | 179,30 |
| -BIJI BUNGA | 70 531 | 84 610 | 19,96 | 2 175 464 | 1 987 656 | -8,63 |
| SINGAPORE | 250 | 9 562 | 3 724,80 | 380 076 | 400 325 | 5,33 |
| MALAYSIA | 4 775 | 2 090 | -56,23 | 4 550 | 1 210 | -73,41 |
| VIET NAM | 0 | 6 020 | - | 0 | 1 250 | - |
| INDIA | 64 810 | 65 496 | 1,06 | 72 367 | 117 047 | 61,74 |
| AUSTRALIA | 37 | 23 | -37,84 | 78 | 47 | -39,74 |
| EAST TIMOR | 0 | 20 | - | 0 | 18 | - |
| UNITED KINGDOM | 87 | 630 | 624,14 | 362 300 | 181 818 | -49,82 |
| NETHERLANDS | 496 | 565 | 13,91 | 1 271 658 | 1 232 383 | -3,09 |
| FRANCE | 58 | 197 | 239,66 | 14 311 | 21 117 | 47,56 |
| DENMARK | 18 | 7 | -61,11 | 70 124 | 32 441 | -53,74 |
| -BIJI KAPAS | 1 048 827 | 1 362 890 | 29,94 | 247 053 | 331 237 | 34,08 |
| JAPAN | 100 000 | 290 000 | 190,00 | 14 410 | 61 285 | 325,29 |
| KOREA, REPUBLIC OF | 20 | 36 000 | 179 900,00 | 4 | 8 100 | 202 400,00 |
| TAIWAN | 948 807 | 1 019 890 | 7,49 | 232 639 | 255 321 | 9,75 |
| MALAYSIA | 0 | 17 000 | - | 0 | 6 531 | - |
| -BIJI LAINNYA | 151 176 090 | 155 241 953 | 2,69 | 23 478 118 | 26 846 544 | 14,35 |
| JAPAN | 19 452 570 | 11 748 036 | -39,61 | 979 230 | 863 120 | -11,86 |
| HONG KONG | 1 190 990 | 1 218 890 | 2,34 | 1 505 829 | 1 633 933 | 8,51 |
| KOREA, REPUBLIC OF | 182 717 | 1 002 173 | 448,48 | 298 139 | 810 579 | 171,88 |
| TAIWAN | 145 990 | 948 139 | 549,45 | 103 970 | 741 075 | 612,78 |
| CHINA | 4 686 814 | 2 727 048 | -41,81 | 5 028 521 | 3 495 013 | -30,50 |
| THAILAND | 12 247 468 | 28 426 085 | 132,10 | 1 637 577 | 3 697 727 | 125,80 |
| SINGAPORE | 667 623 | 908 037 | 36,01 | 560 046 | 689 505 | 23,12 |
| PHILIPPINES | 240 931 | 219 016 | -9,10 | 515 736 | 297 588 | -42,30 |
| MALAYSIA | 3 032 347 | 2 744 143 | -9,50 | 3 108 558 | 3 755 506 | 20,81 |
| BRUNEI DARUSSALAM | 40 256 | 13 122 | -67,40 | 82 976 | 44 615 | -46,23 |
| LAO PEOPLE'S DEMOCRATIC REPU | 0 | 300 | - | 0 | 300 | - |
| VIET NAM | 318 582 | 1 438 947 | 351,67 | 714 878 | 2 072 696 | 189,94 |
| INDIA | 2 874 350 | 786 228 | -72,65 | 3 595 150 | 1 513 795 | -57,89 |
| PAKISTAN | 867 | 16 340 | 1 784,66 | 1 363 | 12 974 | 851,87 |
| BANGLADESH | 0 | 100 | - | 0 | 3 500 | - |
| SAUDI ARABIA | 15 650 | 48 463 | 209,67 | 12 342 | 57 235 | 363,74 |
| JORDAN | 229 | 0 | -100,00 | 3 220 | 0 | -100,00 |
| LEBANON | 0 | 16 224 | - | 0 | 18 982 | - |
| TURKEY | 0 | 71 712 | - | 0 | 38 007 | - |
| UNITED ARAB EMIRATES | 0 | 16 640 | - | 0 | 24 960 | - |
| CAMEROON | 2 810 | 4 099 | 45,87 | 58 071 | 611 000 | 952,16 |
| NIGERIA | 279 | 2 158 | 673,48 | 67 500 | 289 200 | 328,44 |
| COTE D'IVOIRE | 360 | 190 | -47,22 | 93 750 | 5 400 | -94,24 |
| BENIN | 0 | 33 | - | 0 | 2 000 | - |
| AUSTRALIA | 69 091 | 78 877 | 14,16 | 171 114 | 214 410 | 25,30 |
| NEW ZEALAND | 0 | 152 | - | 0 | 171 | - |
| EAST TIMOR | 208 805 | 298 041 | 42,74 | 121 806 | 188 881 | 55,07 |
| UNITED STATES | 18 455 | 34 190 | 85,26 | 2 773 | 9 966 | 259,39 |
| COLOMBIA | 2 400 | 0 | -100,00 | 240 000 | 0 | -100,00 |
| UNITED KINGDOM | 7 550 | 7 200 | -4,64 | 26 461 | 22 046 | -16,68 |
| NETHERLANDS | 6 534 | 7 732 | 18,33 | 12 745 | 8 833 | -30,69 |

TABEL 5. PERKEMBANGAN EKSPOR INDONESIA MENURUT KOMODITI DAN NEGARA TUJUAN

| JENIS BARANG | BERAT BERSIH (KG) | | PERUB | NILAI FOB (US \$) | | PERUB |
|------------------------------|-------------------|-------------------|--------------|-------------------|-------------------|---------------|
| | JAN-DES 2009 | JAN-DES 2010 | % | JAN-DES 2009 | JAN-DES 2010 | % |
| | (1) | (2) | (3) | (4) | (5) | (6) |
| FRANCE | 490 | 0 | -100,00 | 354 | 0 | -100,00 |
| GERMANY, FED. REP. OF | 401 | 39 | -90,27 | 424 | 293 | -30,90 |
| ITALY | 105 761 441 | 102 459 599 | -3,12 | 4 513 085 | 5 723 234 | 26,81 |
| DEMOCRATIC REPUBLIC OF THE C | 90 | 0 | -100,00 | 22 500 | 0 | -100,00 |
| BULU BEBEK | 240 462 | 390 690 | 62,47 | 173 085 | 402 105 | 132,32 |
| JAPAN | 0 | 1 | - | 0 | 31 | - |
| TAIWAN | 240 306 | 83 373 | -65,31 | 171 604 | 70 462 | -58,94 |
| CHINA | 0 | 89 012 | - | 0 | 98 432 | - |
| SINGAPORE | 0 | 26 | - | 0 | 19 195 | - |
| VIET NAM | 136 | 218 278 | 160 398,53 | 1 474 | 213 985 | 14 417,30 |
| EAST TIMOR | 20 | 0 | -100,00 | 7 | 0 | -100,00 |
| DAMAR DAN GETAH DAMAR | 50 792 086 | 46 523 007 | -8,41 | 42 290 004 | 68 021 979 | 60,85 |
| JAPAN | 628 800 | 1 011 600 | 60,88 | 506 640 | 1 618 440 | 219,45 |
| KOREA, REPUBLIC OF | 3 284 200 | 2 553 596 | -22,25 | 2 639 712 | 3 993 024 | 51,27 |
| TAIWAN | 5 136 487 | 3 223 196 | -37,25 | 4 152 581 | 4 229 491 | 1,85 |
| CHINA | 979 200 | 614 400 | -37,25 | 823 680 | 719 232 | -12,68 |
| THAILAND | 412 865 | 308 523 | -25,27 | 338 116 | 497 986 | 47,28 |
| SINGAPORE | 51 786 | 135 037 | 160,76 | 115 164 | 305 404 | 165,19 |
| PHILIPPINES | 480 000 | 307 200 | -36,00 | 387 360 | 337 086 | -12,98 |
| MALAYSIA | 337 336 | 617 900 | 83,17 | 332 306 | 1 171 583 | 252,56 |
| VIET NAM | 0 | 38 400 | - | 0 | 48 000 | - |
| INDIA | 15 441 700 | 15 331 404 | -0,71 | 12 925 150 | 23 151 207 | 79,12 |
| PAKISTAN | 4 693 520 | 3 046 900 | -35,08 | 3 753 120 | 4 490 057 | 19,64 |
| BANGLADESH | 1 420 800 | 748 800 | -47,30 | 1 144 320 | 1 000 320 | -12,58 |
| SRI LANKA | 0 | 57 600 | - | 0 | 124 800 | - |
| IRAN (ISLAMIC REPUBLIC OF) | 38 400 | 76 800 | 100,00 | 30 720 | 97 920 | 218,75 |
| ISRAEL | 0 | 19 200 | - | 0 | 27 840 | - |
| KUWAIT | 5 000 | 0 | -100,00 | 5 091 | 0 | -100,00 |
| JORDAN | 177 000 | 15 600 | -91,19 | 176 708 | 23 851 | -86,50 |
| SYRIA ARAB REPUBLIC | 64 000 | 48 000 | -25,00 | 78 466 | 73 229 | -6,67 |
| TURKEY | 1 209 600 | 1 094 399 | -9,52 | 971 328 | 1 575 259 | 62,18 |
| UNITED ARAB EMIRATES | 115 582 | 57 600 | -50,17 | 97 390 | 98 112 | 0,74 |
| MOROCCO | 57 600 | 0 | -100,00 | 47 232 | 0 | -100,00 |
| TANZANIA, UNITED REPUBLIC OF | 19 200 | 0 | -100,00 | 15 360 | 0 | -100,00 |
| NIGERIA | 230 400 | 76 800 | -66,67 | 184 320 | 109 440 | -40,63 |
| SOUTH AFRICA | 38 400 | 0 | -100,00 | 30 720 | 0 | -100,00 |
| AUSTRALIA | 70 400 | 19 230 | -72,68 | 68 290 | 23 279 | -65,91 |
| NEW ZEALAND | 76 800 | 66 960 | -12,81 | 61 632 | 77 952 | 26,48 |
| UNITED STATES | 0 | 1 719 042 | - | 0 | 2 411 109 | - |
| MEXICO | 40 000 | 79 200 | 98,00 | 47 000 | 135 480 | 188,26 |
| CHILE | 0 | 38 400 | - | 0 | 57 600 | - |
| VENEZUELA | 115 200 | 38 400 | -66,67 | 92 160 | 38 400 | -58,33 |
| COLOMBIA | 172 800 | 0 | -100,00 | 138 240 | 0 | -100,00 |
| ECUADOR | 115 200 | 96 000 | -16,67 | 92 160 | 140 352 | 52,29 |
| PERU | 19 200 | 0 | -100,00 | 15 360 | 0 | -100,00 |
| UNITED KINGDOM | 6 800 | 54 | -99,21 | 14 450 | 108 | -99,25 |
| NETHERLANDS | 4 451 998 | 4 262 389 | -4,26 | 3 691 488 | 6 222 816 | 68,57 |
| FRANCE | 2 752 598 | 2 307 992 | -16,15 | 2 265 912 | 3 019 520 | 33,26 |
| GERMANY, FED. REP. OF | 3 449 200 | 2 597 995 | -24,68 | 3 252 269 | 3 805 511 | 17,01 |
| BELGIUM | 692 000 | 1 805 597 | 160,92 | 564 600 | 2 322 704 | 311,39 |
| FINLAND | 172 800 | 76 800 | -55,56 | 138 240 | 90 624 | -34,44 |
| ITALY | 2 209 999 | 1 593 598 | -27,89 | 1 768 992 | 2 156 584 | 21,91 |
| SPAIN | 536 419 | 652 799 | 21,70 | 442 680 | 690 720 | 56,03 |
| PORTUGAL | 537 600 | 671 999 | 25,00 | 431 232 | 953 856 | 121,19 |
| GREECE | 0 | 115 200 | - | 0 | 142 272 | - |
| POLAND | 441 596 | 479 999 | 8,70 | 353 407 | 724 651 | 105,05 |
| ROMANIA | 76 800 | 0 | -100,00 | 62 688 | 0 | -100,00 |
| CROATIA | 13 600 | 0 | -100,00 | 18 360 | 0 | -100,00 |
| SLOVENIA | 19 200 | 0 | -100,00 | 15 360 | 0 | -100,00 |
| RUSSIA FEDERATION | 0 | 518 398 | - | 0 | 1 316 160 | - |
| KOPAL DAN LAIN-LAIN | 27 184 681 | 26 360 060 | -3,03 | 21 055 442 | 22 945 574 | 8,98 |
| JAPAN | 287 349 | 13 265 | -95,38 | 576 496 | 37 008 | -93,58 |
| HONG KONG | 118 711 | 81 069 | -31,71 | 177 455 | 171 087 | -3,59 |
| KOREA, REPUBLIC OF | 93 499 | 89 597 | -4,17 | 189 733 | 157 680 | -16,89 |
| TAIWAN | 438 318 | 450 519 | 2,78 | 407 707 | 245 528 | -39,78 |
| CHINA | 912 772 | 1 267 202 | 38,83 | 1 659 604 | 2 193 026 | 32,14 |
| THAILAND | 338 356 | 384 360 | 13,60 | 487 859 | 571 105 | 17,06 |
| SINGAPORE | 1 441 746 | 1 540 300 | 6,84 | 2 492 180 | 3 226 380 | 29,46 |
| PHILIPPINES | 65 453 | 514 999 | 686,82 | 92 629 | 191 953 | 107,23 |
| MALAYSIA | 779 680 | 2 098 042 | 169,09 | 697 697 | 1 055 982 | 51,35 |
| BRUNEI DARUSSALAM | 690 | 0 | -100,00 | 11 250 | 0 | -100,00 |
| NEPAL | 36 000 | 0 | -100,00 | 5 200 | 0 | -100,00 |
| VIET NAM | 853 062 | 484 960 | -43,15 | 771 476 | 713 957 | -7,46 |
| INDIA | 13 050 239 | 11 179 389 | -14,34 | 6 700 648 | 7 367 605 | 9,95 |
| PAKISTAN | 1 034 334 | 1 223 821 | 18,32 | 613 873 | 753 315 | 22,72 |

TABEL 5. PERKEMBANGAN EKSPOR INDONESIA MENURUT KOMODITI DAN NEGARA TUJUAN

| JENIS BARANG | BERAT BERSIH (KG) | | PERUB | NILAI FOB (US \$) | | PERUB |
|------------------------|--------------------|-------------------|---------------|-------------------|-------------------|---------------|
| | JAN-DES 2009 | JAN-DES 2010 | % | JAN-DES 2009 | JAN-DES 2010 | % |
| | (1) | (2) | (3) | (4) | (5) | (6) |
| BANGLADESH | 3 523 485 | 2 910 805 | -17,39 | 1 275 773 | 1 046 618 | -17,96 |
| SRI LANKA | 758 071 | 924 031 | 21,89 | 240 144 | 304 119 | 26,64 |
| IRAQ | 43 000 | 85 000 | 97,67 | 64 100 | 41 000 | -36,04 |
| SAUDI ARABIA | 636 772 | 652 787 | 2,52 | 441 614 | 441 917 | 0,07 |
| ISRAEL | 15 000 | 0 | -100,00 | 17 921 | 0 | -100,00 |
| KUWAIT | 0 | 15 000 | - | 0 | 10 980 | - |
| YEMEN | 74 959 | 34 980 | -53,33 | 43 474 | 17 490 | -59,77 |
| SYRIA ARAB REPUBLIC | 76 599 | 217 193 | 183,55 | 85 951 | 176 031 | 104,80 |
| UNITED ARAB EMIRATES | 661 889 | 462 266 | -30,16 | 456 020 | 196 615 | -56,88 |
| QATAR | 929 | 0 | -100,00 | 16 222 | 0 | -100,00 |
| BAHRAIN | 200 | 1 390 | 595,00 | 10 000 | 22 688 | 126,88 |
| EGYPT | 335 995 | 347 811 | 3,52 | 528 696 | 603 085 | 14,07 |
| LIBYAN ARAB JAMAHIRIYA | 51 004 | 114 649 | 124,78 | 39 841 | 72 048 | 80,84 |
| MOROCCO | 0 | 35 780 | - | 0 | 27 251 | - |
| TUNISIA | 83 000 | 35 999 | -56,63 | 52 147 | 60 395 | 15,82 |
| SUDAN | 78 999 | 61 000 | -22,78 | 45 870 | 31 428 | -31,48 |
| ETHIOPIA | 0 | 100 150 | - | 0 | 80 775 | - |
| SOMALIA | 1 582 | 522 | -67,00 | 2 300 | 625 | -72,83 |
| REUNION | 916 | 682 | -25,55 | 792 | 923 | 16,54 |
| CONGO | 0 | 378 | - | 0 | 738 | - |
| SEYCHELLES | 0 | 4 222 | - | 0 | 8 599 | - |
| NIGER | 20 800 | 0 | -100,00 | 14 560 | 0 | -100,00 |
| DJIBOUTI | 475 | 41 718 | 8 682,74 | 9 500 | 34 439 | 262,52 |
| SOUTH AFRICA | 116 | 22 285 | 19 111,21 | 111 | 18 629 | 16 682,88 |
| AUSTRALIA | 885 | 3 350 | 278,53 | 3 594 | 10 763 | 199,47 |
| NEW ZEALAND | 599 | 850 | 41,90 | 2 527 | 5 735 | 126,95 |
| NEW CALEDONIA | 129 | 1 112 | 762,02 | 85 | 2 796 | 3 189,41 |
| VANUATU | 1 018 | 45 | -95,58 | 1 090 | 135 | -87,61 |
| FIJI | 770 | 0 | -100,00 | 4 892 | 0 | -100,00 |
| EAST TIMOR | 38 | 65 | 71,05 | 76 | 94 | 23,68 |
| UNITED STATES | 97 965 | 87 220 | -10,97 | 141 650 | 157 844 | 11,43 |
| CANADA | 18 | 58 500 | 324 900,00 | 23 | 104 250 | 453 160,87 |
| MEXICO | 329 | 669 | 103,34 | 1 514 | 2 205 | 45,64 |
| PANAMA | 156 | 0 | -100,00 | 309 | 0 | -100,00 |
| SURINAME | 884 | 803 | -9,16 | 3 875 | 3 938 | 1,63 |
| CHILE | 18 | 0 | -100,00 | 194 | 0 | -100,00 |
| ARGENTINA | 1 154 | 0 | -100,00 | 624 | 0 | -100,00 |
| BRAZIL | 1 449 | 3 658 | 152,45 | 6 426 | 20 584 | 220,32 |
| COLOMBIA | 0 | 120 | - | 0 | 129 | - |
| PERU | 0 | 260 | - | 0 | 774 | - |
| DOMINICAN REPUBLIC | 0 | 2 001 | - | 0 | 2 129 | - |
| COSTA RICA | 780 | 460 | -41,03 | 701 | 549 | -21,68 |
| FRENCH POLYNESIA | 2 280 | 1 125 | -50,66 | 2 351 | 1 831 | -22,12 |
| NETHERLANDS ANTILLES | 435 | 0 | -100,00 | 141 | 0 | -100,00 |
| GUADELOUPE | 161 | 1 274 | 691,30 | 788 | 3 026 | 284,01 |
| UNITED KINGDOM | 76 132 | 46 749 | -38,59 | 295 998 | 400 797 | 35,41 |
| NETHERLANDS | 17 637 | 650 | -96,31 | 22 958 | 1 431 | -93,77 |
| FRANCE | 63 257 | 160 813 | 154,22 | 160 669 | 458 294 | 185,24 |
| GERMANY, FED. REP. OF | 801 591 | 222 569 | -72,23 | 911 936 | 503 567 | -44,78 |
| BELGIUM | 21 751 | 26 091 | 19,95 | 24 221 | 52 724 | 117,68 |
| SWITZERLAND | 53 | 950 | 1 692,45 | 126 | 21 100 | 16 646,03 |
| DENMARK | 217 | 0 | -100,00 | 355 | 0 | -100,00 |
| SWEDEN | 427 | 571 | 33,72 | 692 | 2 052 | 196,53 |
| ITALY | 276 148 | 277 164 | 0,37 | 1 232 362 | 1 250 117 | 1,44 |
| SPAIN | 4 400 | 5 711 | 29,80 | 6 422 | 12 954 | 101,71 |
| PORTUGAL | 0 | 1 948 | - | 0 | 11 955 | - |
| GREECE | 0 | 607 | - | 0 | 1 460 | - |
| ANDORRA | 0 | 32 100 | - | 0 | 9 389 | - |
| HUNGARY | 0 | 2 748 | - | 0 | 1 869 | - |
| POLAND | 0 | 72 | - | 0 | 1 239 | - |
| BULGARIA | 0 | 16 125 | - | 0 | 11 288 | - |
| UKRAINE | 0 | 7 500 | - | 0 | 7 500 | - |
| RUSSIA FEDERATION | 0 | 9 | - | 0 | 37 | - |
| SAYUR-SAYURAN | 129 712 639 | 87 390 875 | -32,63 | 67 901 373 | 50 657 588 | -25,40 |
| JAPAN | 4 144 447 | 6 855 769 | 65,42 | 6 433 753 | 10 485 251 | 62,97 |
| HONG KONG | 411 831 | 267 677 | -35,00 | 243 781 | 186 039 | -23,69 |
| KOREA, REPUBLIC OF | 400 284 | 645 877 | 61,35 | 1 087 204 | 286 399 | -73,66 |
| TAIWAN | 24 712 848 | 11 095 108 | -55,10 | 6 424 837 | 2 538 273 | -60,49 |
| CHINA | 253 265 | 817 736 | 222,88 | 88 626 | 871 167 | 882,97 |
| PAPUA NEW GUINEA | 0 | 40 | - | 0 | 393 | - |
| THAILAND | 10 207 030 | 4 140 112 | -59,44 | 3 655 486 | 3 597 119 | -1,60 |
| SINGAPORE | 23 367 070 | 23 952 869 | 2,51 | 11 481 640 | 13 910 276 | 21,15 |
| PHILIPPINES | 16 777 384 | 9 629 252 | -42,61 | 8 349 660 | 5 502 976 | -34,09 |
| MALAYSIA | 22 139 424 | 17 196 252 | -22,33 | 7 430 860 | 4 946 528 | -33,43 |
| BRUNEI DARUSSALAM | 71 297 | 48 248 | -32,33 | 211 768 | 157 153 | -25,79 |
| VIET NAM | 1 680 804 | 2 006 020 | 19,35 | 506 573 | 1 318 810 | 160,34 |
| MALDIVES | 0 | 63 | - | 0 | 277 | - |

TABEL 5. PERKEMBANGAN EKSPOR INDONESIA MENURUT KOMODITI DAN NEGARA TUJUAN

| JENIS BARANG | BERAT BERSIH (KG) | | PERUB | NILAI FOB (US \$) | | PERUB |
|----------------------------|--------------------|--------------------|--------------|--------------------|--------------------|--------------|
| | JAN-DES 2009 | JAN-DES 2010 | % | JAN-DES 2009 | JAN-DES 2010 | % |
| | (1) | (2) | (3) | (4) | (5) | (6) |
| INDIA | 21 280 845 | 4 509 015 | -78,81 | 18 090 246 | 3 284 860 | -81,84 |
| PAKISTAN | 89 349 | 2 436 340 | 2 626,77 | 69 237 | 775 337 | 1 019,83 |
| BANGLADESH | 23 800 | 0 | -100,00 | 5 820 | 0 | -100,00 |
| SRI LANKA | 271 700 | 0 | -100,00 | 229 900 | 0 | -100,00 |
| SAUDI ARABIA | 75 341 | 95 336 | 26,54 | 39 069 | 55 899 | 43,08 |
| KUWAIT | 12 432 | 7 137 | -42,59 | 27 618 | 35 712 | 29,31 |
| UNITED ARAB EMIRATES | 849 970 | 625 022 | -26,47 | 634 269 | 233 392 | -63,20 |
| QATAR | 16 717 | 1 002 | -94,01 | 28 268 | 664 | -97,65 |
| BAHRAIN | 25 493 | 0 | -100,00 | 41 411 | 0 | -100,00 |
| EGYPT | 9 662 | 0 | -100,00 | 15 051 | 0 | -100,00 |
| MADAGASCAR | 751 | 0 | -100,00 | 1 143 | 0 | -100,00 |
| NIGERIA | 1 074 | 10 607 | 887,62 | 2 149 | 7 754 | 260,82 |
| SOUTH AFRICA | 0 | 556 | - | 0 | 2 248 | - |
| AUSTRALIA | 5 727 | 22 500 | 292,88 | 13 324 | 15 120 | 13,48 |
| GUAM | 0 | 124 | - | 0 | 1 484 | - |
| EAST TIMOR | 466 068 | 752 619 | 61,48 | 88 093 | 131 624 | 49,41 |
| UNITED STATES | 900 480 | 383 127 | -57,45 | 1 239 618 | 520 354 | -58,02 |
| ANTIGUA AND BARBUDA | 0 | 24 701 | - | 0 | 8 779 | - |
| UNITED KINGDOM | 358 | 0 | -100,00 | 855 | 0 | -100,00 |
| NETHERLANDS | 670 525 | 1 161 130 | 73,17 | 704 124 | 1 168 162 | 65,90 |
| FRANCE | 518 | 570 | 10,04 | 518 | 570 | 10,04 |
| GERMANY, FED. REP. OF | 7 | 211 531 | 3 021 771,43 | 7 | 203 868 | 2 912 300,00 |
| DENMARK | 0 | 6 | - | 0 | 6 | - |
| SWEDEN | 0 | 17 399 | - | 0 | 10 063 | - |
| ITALY | 138 | 0 | -100,00 | 342 | 0 | -100,00 |
| PORTUGAL | 0 | 7 130 | - | 0 | 1 170 | - |
| RUSSIA FEDERATION | 846 000 | 470 000 | -44,44 | 756 123 | 399 861 | -47,12 |
| BUAH-BUAHAN | 216 013 223 | 234 291 606 | 8,46 | 104 258 482 | 131 775 466 | 26,39 |
| JAPAN | 29 416 | 35 170 | 19,56 | 39 266 | 55 491 | 41,32 |
| HONG KONG | 5 938 858 | 5 926 310 | -0,21 | 4 247 247 | 4 771 121 | 12,33 |
| KOREA, REPUBLIC OF | 147 354 | 27 109 | -81,60 | 58 935 | 20 177 | -65,76 |
| TAIWAN | 29 179 | 165 626 | 467,62 | 14 517 | 98 402 | 577,84 |
| CHINA | 4 905 351 | 6 677 445 | 36,13 | 2 472 820 | 5 339 838 | 115,94 |
| MACAU | 0 | 450 | - | 0 | 925 | - |
| THAILAND | 93 279 | 54 775 | -41,28 | 24 003 | 27 462 | 14,41 |
| SINGAPORE | 31 564 641 | 39 839 200 | 26,21 | 13 745 928 | 23 472 548 | 70,76 |
| PHILIPPINES | 1 727 | 9 | -99,48 | 200 | 16 | -92,00 |
| MALAYSIA | 4 749 866 | 5 092 681 | 7,22 | 1 611 318 | 1 593 301 | -1,12 |
| BRUNEI DARUSSALAM | 12 608 | 58 997 | 367,93 | 33 578 | 191 405 | 470,03 |
| NEPAL | 14 475 286 | 16 188 977 | 11,84 | 6 103 753 | 7 334 615 | 20,17 |
| VIET NAM | 768 886 | 474 574 | -38,28 | 387 256 | 193 434 | -50,05 |
| INDIA | 66 756 472 | 54 773 672 | -17,95 | 29 815 691 | 24 746 292 | -17,00 |
| PAKISTAN | 73 026 238 | 73 773 620 | 1,02 | 37 660 540 | 44 018 768 | 16,88 |
| BANGLADESH | 10 353 111 | 28 249 418 | 172,86 | 5 950 837 | 17 167 072 | 188,48 |
| SRI LANKA | 72 000 | 432 000 | 500,00 | 39 420 | 248 400 | 530,14 |
| IRAN (ISLAMIC REPUBLIC OF) | 0 | 18 000 | - | 0 | 9 540 | - |
| SAUDI ARABIA | 926 960 | 556 659 | -39,95 | 444 969 | 416 481 | -6,40 |
| KUWAIT | 75 275 | 88 883 | 18,08 | 99 370 | 147 240 | 48,17 |
| YEMEN | 0 | 171 | - | 0 | 1 120 | - |
| OMAN | 11 455 | 8 707 | -23,99 | 6 874 | 6 892 | 0,26 |
| TURKEY | 15 266 | 0 | -100,00 | 4 756 | 0 | -100,00 |
| UNITED ARAB EMIRATES | 1 515 088 | 1 444 784 | -4,64 | 869 365 | 1 087 726 | 25,12 |
| QATAR | 88 539 | 93 933 | 6,09 | 92 059 | 97 929 | 6,38 |
| BAHRAIN | 69 033 | 50 251 | -27,21 | 41 965 | 80 520 | 91,87 |
| EGYPT | 0 | 18 000 | - | 0 | 8 250 | - |
| LIBYAN ARAB JAMAHIRIYA | 9 000 | 0 | -100,00 | 4 350 | 0 | -100,00 |
| TUNISIA | 0 | 11 954 | - | 0 | 9 248 | - |
| BENIN | 4 | 0 | -100,00 | 4 | 0 | -100,00 |
| SOUTH AFRICA | 0 | 77 | - | 0 | 282 | - |
| MAURITIUS | 0 | 2 | - | 0 | 29 | - |
| AUSTRALIA | 3 290 | 4 891 | 48,66 | 10 582 | 59 739 | 464,53 |
| NEW ZEALAND | 0 | 13 | - | 0 | 68 | - |
| FIJI | 163 | 0 | -100,00 | 575 | 0 | -100,00 |
| CHRISTMAS ISLANDS | 0 | 1 | - | 0 | 21 | - |
| EAST TIMOR | 1 493 | 884 | -40,79 | 247 | 483 | 95,55 |
| UNITED STATES | 82 204 | 27 660 | -66,35 | 76 827 | 39 445 | -48,66 |
| CANADA | 385 | 233 | -39,48 | 1 213 | 934 | -23,00 |
| UNITED KINGDOM | 194 | 40 | -79,38 | 639 | 190 | -70,27 |
| NETHERLANDS | 174 267 | 108 012 | -38,02 | 285 768 | 440 185 | 54,04 |
| FRANCE | 52 626 | 48 597 | -7,66 | 50 817 | 50 913 | 0,19 |
| GERMANY, FED. REP. OF | 5 776 | 2 329 | -59,68 | 14 307 | 6 884 | -51,88 |
| BELGIUM | 34 210 | 22 310 | -34,79 | 28 030 | 17 279 | -38,36 |
| SWITZERLAND | 1 763 | 240 | -86,39 | 1 763 | 240 | -86,39 |
| DENMARK | 3 140 | 11 790 | 275,48 | 3 140 | 11 790 | 275,48 |
| ITALY | 6 526 | 3 152 | -51,70 | 6 512 | 2 771 | -57,45 |
| SPAIN | 294 | 0 | -100,00 | 381 | 0 | -100,00 |
| HUNGARY | 12 000 | 0 | -100,00 | 8 660 | 0 | -100,00 |

TABEL 5. PERKEMBANGAN EKSPOR INDONESIA MENURUT KOMODITI DAN NEGARA TUJUAN

| JENIS BARANG | BERAT BERSIH (KG) | | PERUB | NILAI FOB (US \$) | | PERUB |
|-----------------------------------|-------------------|-------------------|---------------|-------------------|-------------------|---------------|
| | JAN-DES 2009 | JAN-DES 2010 | % | JAN-DES 2009 | JAN-DES 2010 | % |
| (1) | (2) | (3) | (4) | (5) | (6) | (7) |
| KULIT KERANG DAN LAIN-LAIN | 7 060 471 | 14 071 254 | 99,30 | 3 315 898 | 9 002 539 | 171,50 |
| JAPAN | 667 000 | 1 349 432 | 102,31 | 339 037 | 757 916 | 123,55 |
| HONG KONG | 22 301 | 25 344 | 13,65 | 13 759 | 34 015 | 147,22 |
| KOREA, REPUBLIC OF | 18 457 | 34 615 | 87,54 | 33 576 | 248 737 | 640,82 |
| TAIWAN | 295 | 750 | 154,24 | 1 095 | 4 837 | 341,74 |
| CHINA | 5 752 656 | 10 861 482 | 88,81 | 2 008 387 | 4 702 212 | 134,13 |
| MACAU | 7 | 0 | -100,00 | 87 | 0 | -100,00 |
| THAILAND | 32 689 | 44 436 | 35,94 | 153 079 | 181 798 | 18,76 |
| SINGAPORE | 2 576 | 5 523 | 114,40 | 7 481 | 30 689 | 310,23 |
| MALAYSIA | 1 407 | 10 279 | 630,56 | 3 670 | 44 827 | 1 121,44 |
| VIET NAM | 202 415 | 340 046 | 67,99 | 98 080 | 302 580 | 208,50 |
| INDIA | 65 728 | 152 345 | 131,78 | 26 258 | 62 178 | 136,80 |
| IRAN (ISLAMIC REPUBLIC OF) | 1 287 | 9 155 | 611,34 | 825 | 13 155 | 1 494,55 |
| ISRAEL | 3 428 | 7 011 | 104,52 | 11 974 | 27 695 | 131,29 |
| KUWAIT | 0 | 2 076 | - | 0 | 3 136 | - |
| JORDAN | 387 | 2 486 | 542,38 | 708 | 5 451 | 669,92 |
| LEBANON | 0 | 508 | - | 0 | 1 113 | - |
| SYRIA ARAB REPUBLIC | 0 | 570 | - | 0 | 1 256 | - |
| TURKEY | 2 146 | 7 078 | 229,82 | 4 053 | 21 735 | 436,27 |
| UNITED ARAB EMIRATES | 112 | 3 132 | 2 696,43 | 259 | 5 295 | 1 944,40 |
| QATAR | 5 | 1 696 | 33 820,00 | 97 | 13 153 | 13 459,79 |
| CYPRUS | 67 | 1 088 | 1 523,88 | 482 | 1 817 | 276,97 |
| EGYPT | 0 | 1 023 | - | 0 | 1 348 | - |
| SENEGAL | 0 | 261 | - | 0 | 885 | - |
| SOUTH AFRICA | 2 359 | 21 285 | 802,29 | 3 860 | 36 570 | 847,41 |
| MAURITIUS | 0 | 109 | - | 0 | 376 | - |
| AUSTRALIA | 4 878 | 1 239 | -74,60 | 5 661 | 364 | -93,57 |
| NEW ZEALAND | 80 | 186 | 132,50 | 268 | 153 | -42,91 |
| COOK ISLANDS | 655 | 338 | -48,40 | 8 936 | 6 768 | -24,26 |
| UNITED STATES | 123 564 | 538 003 | 335,40 | 258 447 | 1 250 239 | 383,75 |
| CANADA | 16 442 | 52 012 | 216,34 | 30 774 | 146 823 | 377,10 |
| MEXICO | 0 | 2 681 | - | 0 | 12 495 | - |
| HONDURAS | 483 | 0 | -100,00 | 1 615 | 0 | -100,00 |
| PANAMA | 0 | 2 765 | - | 0 | 14 730 | - |
| CHILE | 1 379 | 0 | -100,00 | 1 714 | 0 | -100,00 |
| VENEZUELA | 0 | 106 | - | 0 | 275 | - |
| BRAZIL | 1 706 | 6 342 | 271,75 | 3 222 | 27 781 | 762,23 |
| PERU | 126 | 370 | 193,65 | 296 | 1 051 | 255,07 |
| COSTA RICA | 0 | 335 | - | 0 | 824 | - |
| GUADELOUPE | 214 | 0 | -100,00 | 436 | 0 | -100,00 |
| UNITED KINGDOM | 22 393 | 90 787 | 305,43 | 48 153 | 219 988 | 356,85 |
| NETHERLANDS | 8 993 | 42 537 | 373,00 | 27 505 | 158 869 | 477,60 |
| FRANCE | 13 556 | 65 395 | 382,41 | 29 814 | 147 510 | 394,77 |
| GERMANY, FED. REP. OF | 35 830 | 109 206 | 204,79 | 47 645 | 171 411 | 259,77 |
| AUSTRIA | 3 527 | 6 308 | 78,85 | 3 954 | 7 798 | 97,22 |
| BELGIUM | 3 869 | 5 892 | 52,29 | 5 882 | 7 404 | 25,88 |
| SWITZERLAND | 717 | 4 281 | 497,07 | 3 745 | 9 006 | 140,48 |
| DENMARK | 4 062 | 2 764 | -31,95 | 10 143 | 8 167 | -19,48 |
| NORWAY | 283 | 3 888 | 1 273,85 | 1 258 | 17 649 | 1 302,94 |
| SWEDEN | 1 926 | 6 161 | 219,89 | 3 103 | 5 958 | 92,01 |
| FINLAND | 0 | 695 | - | 0 | 2 172 | - |
| IRELAND | 780 | 609 | -21,92 | 1 895 | 2 216 | 16,94 |
| ITALY | 17 996 | 196 166 | 990,05 | 55 532 | 161 663 | 191,12 |
| SPAIN | 9 975 | 11 352 | 13,80 | 40 045 | 34 213 | -14,56 |
| PORTUGAL | 0 | 1 611 | - | 0 | 4 268 | - |
| GREECE | 704 | 4 276 | 507,39 | 2 629 | 11 857 | 351,01 |
| HUNGARY | 953 | 2 267 | 137,88 | 1 691 | 6 252 | 269,72 |
| POLAND | 2 161 | 7 138 | 230,31 | 6 666 | 21 044 | 215,69 |
| ROMANIA | 649 | 634 | -2,31 | 454 | 570 | 25,55 |
| UKRAINE | 448 | 1 883 | 320,31 | 833 | 3 860 | 363,39 |
| LITHUANIA | 0 | 528 | - | 0 | 1 085 | - |
| ESTONIA | 0 | 10 | - | 0 | 44 | - |
| CZECH REPUBLIC | 0 | 1 079 | - | 0 | 9 048 | - |
| REP. OF MACEDONIA | 0 | 27 | - | 0 | 143 | - |
| RUSSIA FEDERATION | 6 800 | 19 653 | 189,01 | 6 815 | 26 067 | 282,49 |
| TANAMAN OBAT | 10 383 823 | 8 838 399 | -14,88 | 9 298 174 | 10 307 686 | 10,86 |
| JAPAN | 510 482 | 1 017 365 | 99,29 | 291 423 | 525 920 | 80,47 |
| HONG KONG | 108 603 | 103 437 | -4,76 | 57 490 | 121 132 | 110,70 |
| KOREA, REPUBLIC OF | 230 381 | 117 742 | -48,89 | 278 004 | 276 891 | -0,40 |
| TAIWAN | 2 654 769 | 2 087 377 | -21,37 | 1 059 811 | 1 632 366 | 54,02 |
| CHINA | 1 049 542 | 1 898 892 | 80,93 | 659 526 | 1 368 650 | 107,52 |
| MACAU | 229 | 4 360 | 1 803,93 | 4 318 | 55 670 | 1 189,25 |
| SINGAPORE | 1 607 211 | 1 152 831 | -28,27 | 1 611 029 | 1 440 813 | -10,57 |
| PHILIPPINES | 0 | 1 037 | - | 0 | 8 145 | - |
| MALAYSIA | 356 280 | 246 152 | -30,91 | 161 746 | 112 339 | -30,55 |
| CAMBODIA | 0 | 21 | - | 0 | 286 | - |

TABEL 5. PERKEMBANGAN EKSPOR INDONESIA MENURUT KOMODITI DAN NEGARA TUJUAN

| JENIS BARANG | BERAT BERSIH (KG) | | PERUB | NILAI FOB (US \$) | | PERUB |
|------------------------------|-------------------|--------------------|--------------|-------------------|--------------------|--------------|
| | JAN-DES 2009 | JAN-DES 2010 | % | JAN-DES 2009 | JAN-DES 2010 | % |
| | (1) | (2) | (3) | (4) | (5) | (6) |
| LAO PEOPLE'S DEMOCRATIC REPU | 0 | 500 | - | 0 | 3 500 | - |
| VIET NAM | 188 797 | 104 276 | -44,77 | 146 217 | 169 088 | 15,64 |
| INDIA | 766 951 | 509 099 | -33,62 | 878 656 | 672 837 | -23,42 |
| PAKISTAN | 12 335 | 14 410 | 16,82 | 25 381 | 5 764 | -77,29 |
| BANGLADESH | 24 039 | 14 000 | -41,76 | 18 376 | 10 330 | -43,79 |
| SAUDI ARABIA | 869 145 | 589 050 | -32,23 | 1 953 963 | 2 199 747 | 12,58 |
| KUWAIT | 2 891 | 1 958 | -32,27 | 13 627 | 90 447 | 563,73 |
| JORDAN | 90 | 0 | -100,00 | 2 650 | 0 | -100,00 |
| LEBANON | 1 508 | 0 | -100,00 | 10 408 | 0 | -100,00 |
| YEMEN | 16 220 | 4 735 | -70,81 | 6 700 | 7 585 | 13,21 |
| OMAN | 0 | 2 073 | - | 0 | 14 875 | - |
| UNITED ARAB EMIRATES | 757 826 | 375 404 | -50,46 | 753 883 | 531 406 | -29,51 |
| QATAR | 618 | 758 | 22,65 | 1 843 | 8 725 | 373,41 |
| BAHRAIN | 0 | 1 290 | - | 0 | 3 503 | - |
| EGYPT | 19 000 | 0 | -100,00 | 2 800 | 0 | -100,00 |
| LIBYAN ARAB JAMAHIRIYA | 280 980 | 134 560 | -52,11 | 97 330 | 57 374 | -41,05 |
| MOROCCO | 0 | 5 094 | - | 0 | 17 113 | - |
| TUNISIA | 18 000 | 0 | -100,00 | 8 100 | 0 | -100,00 |
| SUDAN | 510 000 | 202 544 | -60,29 | 170 941 | 81 152 | -52,53 |
| NIGERIA | 0 | 18 000 | - | 0 | 7 200 | - |
| BENIN | 111 000 | 0 | -100,00 | 33 300 | 0 | -100,00 |
| CENTRAL AFRICAN REPUBLIC | 0 | 36 500 | - | 0 | 12 316 | - |
| MAURITIUS | 0 | 443 | - | 0 | 86 | - |
| AUSTRALIA | 2 263 | 0 | -100,00 | 2 870 | 0 | -100,00 |
| EAST TIMOR | 0 | 52 | - | 0 | 33 | - |
| UNITED STATES | 54 666 | 16 721 | -69,41 | 78 966 | 9 925 | -87,43 |
| CANADA | 100 | 0 | -100,00 | 200 | 0 | -100,00 |
| NETHERLANDS | 30 020 | 703 | -97,66 | 54 343 | 1 748 | -96,78 |
| FRANCE | 19 723 | 10 419 | -47,17 | 361 627 | 370 417 | 2,43 |
| GERMANY, FED. REP. OF | 152 109 | 83 526 | -45,09 | 441 307 | 218 849 | -50,41 |
| BELGIUM | 580 | 0 | -100,00 | 2 320 | 0 | -100,00 |
| SWITZERLAND | 720 | 0 | -100,00 | 2 786 | 0 | -100,00 |
| NORWAY | 0 | 8 | - | 0 | 20 | - |
| FINLAND | 0 | 7 776 | - | 0 | 18 240 | - |
| ITALY | 0 | 14 135 | - | 0 | 34 438 | - |
| UKRAINE | 0 | 14 000 | - | 0 | 7 000 | - |
| RUSSIA FEDERATION | 26 745 | 47 151 | 76,30 | 106 233 | 211 756 | 99,33 |
| -GANGGANG LAUT | 94 002 964 | 123 074 961 | 30,93 | 87 773 297 | 135 939 458 | 54,88 |
| JAPAN | 224 910 | 260 844 | 15,98 | 412 891 | 436 704 | 5,77 |
| HONG KONG | 2 323 484 | 5 252 136 | 126,05 | 841 185 | 1 983 863 | 135,84 |
| KOREA, REPUBLIC OF | 5 019 262 | 3 056 260 | -39,11 | 5 575 578 | 4 017 323 | -27,95 |
| TAIWAN | 528 892 | 316 187 | -40,22 | 217 098 | 267 206 | 23,08 |
| CHINA | 51 085 758 | 72 212 865 | 41,36 | 39 007 905 | 70 277 467 | 80,16 |
| THAILAND | 147 562 | 88 000 | -40,36 | 345 405 | 307 000 | -11,12 |
| SINGAPORE | 2 646 | 5 437 | 105,48 | 43 298 | 9 465 | -78,14 |
| PHILIPPINES | 6 700 533 | 12 512 304 | 86,74 | 7 746 138 | 16 688 843 | 115,45 |
| MALAYSIA | 890 687 | 598 884 | -32,76 | 1 309 958 | 612 228 | -53,26 |
| VIET NAM | 13 991 036 | 15 232 448 | 8,87 | 7 130 271 | 10 466 133 | 46,78 |
| INDIA | 13 800 | 26 625 | 92,93 | 5 865 | 7 069 | 20,53 |
| LEBANON | 0 | 502 | - | 0 | 2 509 | - |
| MOROCCO | 75 000 | 22 000 | -70,67 | 36 500 | 13 200 | -63,84 |
| TUNISIA | 57 798 | 94 998 | 64,36 | 56 560 | 92 150 | 62,92 |
| SOUTH AFRICA | 10 000 | 10 000 | 0,00 | 62 250 | 76 500 | 22,89 |
| AUSTRALIA | 256 000 | 431 000 | 68,36 | 1 105 950 | 823 500 | -25,54 |
| NEW ZEALAND | 0 | 1 | - | 0 | 1 | - |
| AMERICAN SAMOA | 26 000 | 0 | -100,00 | 11 180 | 0 | -100,00 |
| EAST TIMOR | 28 500 | 0 | -100,00 | 4 275 | 0 | -100,00 |
| UNITED STATES | 1 764 210 | 1 583 531 | -10,24 | 3 035 302 | 4 477 667 | 47,52 |
| CANADA | 72 000 | 24 000 | -66,67 | 28 800 | 16 800 | -41,67 |
| MEXICO | 101 000 | 21 000 | -79,21 | 212 850 | 165 900 | -22,06 |
| PANAMA | 0 | 15 000 | - | 0 | 15 000 | - |
| CHILE | 1 424 815 | 2 945 894 | 106,76 | 2 719 365 | 6 072 371 | 123,30 |
| VENEZUELA | 40 000 | 30 000 | -25,00 | 28 000 | 26 000 | -7,14 |
| ARGENTINA | 475 000 | 585 000 | 23,16 | 388 500 | 485 500 | 24,97 |
| BRAZIL | 1 056 999 | 1 246 640 | 17,94 | 1 557 550 | 1 684 563 | 8,15 |
| JAMAICA | 26 000 | 0 | -100,00 | 43 600 | 0 | -100,00 |
| DOMINICAN REPUBLIC | 0 | 20 000 | - | 0 | 12 000 | - |
| UNITED KINGDOM | 1 038 000 | 720 400 | -30,60 | 5 644 296 | 4 327 777 | -23,32 |
| NETHERLANDS | 120 345 | 0 | -100,00 | 705 793 | 0 | -100,00 |
| FRANCE | 3 057 609 | 2 211 200 | -27,68 | 2 993 053 | 2 571 804 | -14,07 |
| GERMANY, FED. REP. OF | 273 002 | 809 042 | 196,35 | 900 918 | 5 287 401 | 486,89 |
| BELGIUM | 327 000 | 318 000 | -2,75 | 1 419 800 | 1 509 580 | 6,32 |
| DENMARK | 577 000 | 1 661 149 | 187,89 | 432 640 | 1 423 923 | 229,12 |
| ITALY | 40 000 | 30 000 | -25,00 | 378 192 | 220 962 | -41,57 |
| SPAIN | 2 038 671 | 670 350 | -67,12 | 2 344 487 | 1 243 762 | -46,95 |
| POLAND | 21 000 | 9 | -99,96 | 132 300 | 53 | -99,96 |
| LITHUANIA | 126 000 | 21 000 | -83,33 | 609 000 | 12 600 | -97,93 |

TABEL 5. PERKEMBANGAN EKSPOR INDONESIA MENURUT KOMODITI DAN NEGARA TUJUAN

| JENIS BARANG | BERAT BERSIH (KG) | | PERUB | NILAI FOB (US \$) | | PERUB |
|-----------------------|--------------------|--------------------|---------------|--------------------|--------------------|--------------|
| | JAN-DES 2009 | JAN-DES 2010 | % | JAN-DES 2009 | JAN-DES 2010 | % |
| | (1) | (2) | (3) | (4) | (5) | (6) |
| RUSSIA FEDERATION | 42 445 | 42 255 | -0,45 | 286 544 | 304 634 | 6,31 |
| -LAINNYA | 65 875 101 | 74 736 067 | 13,45 | 3 529 110 | 4 419 001 | 25,22 |
| JAPAN | 130 495 | 170 432 | 30,60 | 219 018 | 135 698 | -38,04 |
| HONG KONG | 114 | 366 | 221,05 | 604 | 4 746 | 685,76 |
| KOREA, REPUBLIC OF | 0 | 439 | - | 0 | 648 | - |
| TAIWAN | 2 001 577 | 1 338 216 | -33,14 | 1 162 227 | 1 006 933 | -13,36 |
| MACAU | 100 | 0 | -100,00 | 2 500 | 0 | -100,00 |
| PAPUA NEW GUINEA | 151 | 0 | -100,00 | 124 | 0 | -100,00 |
| THAILAND | 63 171 065 | 66 181 504 | 4,77 | 1 815 672 | 2 699 342 | 48,67 |
| SINGAPORE | 30 652 | 37 936 | 23,76 | 43 771 | 51 875 | 18,51 |
| PHILIPPINES | 41 528 | 0 | -100,00 | 3 952 | 0 | -100,00 |
| MALAYSIA | 209 884 | 164 538 | -21,61 | 32 521 | 30 713 | -5,56 |
| BRUNEI DARUSSALAM | 64 | 1 050 | 1 540,63 | 17 | 563 | 3 211,76 |
| VIET NAM | 0 | 430 | - | 0 | 6 450 | - |
| MALDIVES | 2 144 | 1 998 | -6,81 | 537 | 1 300 | 142,09 |
| INDIA | 12 778 | 35 832 | 180,42 | 25 057 | 26 449 | 5,56 |
| SAUDI ARABIA | 4 475 | 3 600 | -19,55 | 1 180 | 45 500 | 3 755,93 |
| LEBANON | 4 374 | 0 | -100,00 | 1 000 | 0 | -100,00 |
| UNITED ARAB EMIRATES | 26 | 1 500 | 5 669,23 | 74 | 12 000 | 16 116,22 |
| QATAR | 11 287 | 0 | -100,00 | 4 900 | 0 | -100,00 |
| BAHRAIN | 18 500 | 43 168 | 133,34 | 675 | 1 433 | 112,30 |
| CYPRUS | 196 | 0 | -100,00 | 548 | 0 | -100,00 |
| MOROCCO | 1 596 | 13 948 | 773,93 | 1 322 | 5 761 | 335,78 |
| TUNISIA | 10 889 | 5 795 | -46,78 | 6 710 | 4 190 | -37,56 |
| REUNION | 559 | 0 | -100,00 | 2 373 | 0 | -100,00 |
| SEYCHELLES | 838 | 0 | -100,00 | 957 | 0 | -100,00 |
| SOUTH AFRICA | 775 | 0 | -100,00 | 714 | 0 | -100,00 |
| MAURITIUS | 263 | 0 | -100,00 | 405 | 0 | -100,00 |
| AUSTRALIA | 54 089 | 7 064 | -86,94 | 33 664 | 9 644 | -71,35 |
| NEW ZEALAND | 0 | 389 | - | 0 | 189 | - |
| UNITED STATES | 3 721 | 2 454 | -34,05 | 3 903 | 2 152 | -44,86 |
| CANADA | 1 864 | 1 783 | -4,35 | 6 071 | 7 924 | 30,52 |
| NICARAGUA | 658 | 0 | -100,00 | 1 340 | 0 | -100,00 |
| ARGENTINA | 0 | 29 | - | 0 | 30 | - |
| JAMAICA | 1 768 | 0 | -100,00 | 2 340 | 0 | -100,00 |
| FRENCH GUIANA | 171 | 0 | -100,00 | 578 | 0 | -100,00 |
| UNITED KINGDOM | 3 084 | 19 435 | 530,19 | 16 796 | 11 228 | -33,15 |
| NETHERLANDS | 12 913 | 30 817 | 138,65 | 13 609 | 16 033 | 17,81 |
| FRANCE | 11 235 | 8 347 | -25,71 | 21 272 | 1 103 | -94,81 |
| GERMANY, FED. REP. OF | 30 585 | 7 325 | -76,05 | 26 485 | 15 581 | -41,17 |
| AUSTRIA | 0 | 78 | - | 0 | 3 | - |
| BELGIUM | 5 385 | 10 415 | 93,41 | 4 987 | 41 307 | 728,29 |
| SWITZERLAND | 1 120 | 0 | -100,00 | 5 552 | 0 | -100,00 |
| DENMARK | 218 | 2 919 | 1 238,99 | 398 | 5 628 | 1 314,07 |
| ITALY | 11 834 | 6 626 332 | 55 894,02 | 13 908 | 245 261 | 1 663,45 |
| SPAIN | 15 177 | 2 515 | -83,43 | 16 988 | 10 058 | -40,79 |
| PORTUGAL | 0 | 15 240 | - | 0 | 18 979 | - |
| GREECE | 9 502 | 0 | -100,00 | 5 299 | 0 | -100,00 |
| HUNGARY | 3 600 | 0 | -100,00 | 8 040 | 0 | -100,00 |
| POLAND | 4 158 | 0 | -100,00 | 6 848 | 0 | -100,00 |
| LITHUANIA | 882 | 0 | -100,00 | 2 622 | 0 | -100,00 |
| CROATIA | 45 773 | 0 | -100,00 | 6 923 | 0 | -100,00 |
| SLOVAKIA | 0 | 173 | - | 0 | 280 | - |
| SLOVENIA | 2 787 | 0 | -100,00 | 3 594 | 0 | -100,00 |
| RUSSIA FEDERATION | 247 | 0 | -100,00 | 1 035 | 0 | -100,00 |
| -MUTIARA | 13 216 | 8 387 | -36,54 | 22 331 646 | 31 421 090 | 40,70 |
| JAPAN | 9 495 | 2 396 | -74,77 | 10 168 626 | 15 931 054 | 56,67 |
| HONG KONG | 2 618 | 2 718 | 3,82 | 8 497 353 | 11 048 210 | 30,02 |
| KOREA, REPUBLIC OF | 0 | 24 | - | 0 | 227 159 | - |
| THAILAND | 0 | 2 885 | - | 0 | 155 507 | - |
| SINGAPORE | 1 | 0 | -100,00 | 1 322 | 0 | -100,00 |
| INDIA | 0 | 29 | - | 0 | 21 792 | - |
| UNITED ARAB EMIRATES | 1 | 0 | -100,00 | 9 520 | 0 | -100,00 |
| AUSTRALIA | 318 | 326 | 2,52 | 3 261 053 | 3 954 296 | 21,26 |
| NEW ZEALAND | 0 | 1 | - | 0 | 1 439 | - |
| EAST TIMOR | 691 | 0 | -100,00 | 118 | 0 | -100,00 |
| UNITED STATES | 8 | 0 | -100,00 | 84 247 | 0 | -100,00 |
| NETHERLANDS | 5 | 0 | -100,00 | 52 | 0 | -100,00 |
| FRANCE | 0 | 2 | - | 0 | 999 | - |
| GERMANY, FED. REP. OF | 69 | 0 | -100,00 | 293 993 | 0 | -100,00 |
| SWITZERLAND | 0 | 6 | - | 0 | 80 634 | - |
| DENMARK | 5 | 0 | -100,00 | 8 944 | 0 | -100,00 |
| SWEDEN | 5 | 0 | -100,00 | 6 418 | 0 | -100,00 |
| -LAINNYA | 223 438 301 | 264 303 297 | 18,29 | 137 980 837 | 152 331 556 | 10,40 |
| JAPAN | 27 243 390 | 22 791 685 | -16,34 | 14 531 467 | 14 262 092 | -1,85 |

TABEL 5. PERKEMBANGAN EKSPOR INDONESIA MENURUT KOMODITI DAN NEGARA TUJUAN

| JENIS BARANG | BERAT BERSIH (KG) | | PERUB | NILAI FOB (US \$) | | PERUB |
|------------------------------|-------------------|--------------|--------------|-------------------|--------------|------------|
| | JAN-DES 2009 | JAN-DES 2010 | % | JAN-DES 2009 | JAN-DES 2010 | % |
| | (1) | (2) | (3) | (4) | (5) | (6) |
| HONG KONG | 1 774 765 | 1 586 625 | -10,60 | 1 155 234 | 2 320 229 | 100,84 |
| KOREA, REPUBLIC OF | 3 818 382 | 6 264 116 | 64,05 | 2 249 214 | 2 748 482 | 22,20 |
| TAIWAN | 5 607 372 | 2 245 627 | -59,95 | 2 544 941 | 1 683 671 | -33,84 |
| CHINA | 4 782 673 | 5 843 717 | 22,19 | 3 736 304 | 5 430 322 | 45,34 |
| MACAU | 168 | 0 | -100,00 | 367 | 0 | -100,00 |
| PAPUA NEW GUINEA | 0 | 80 | - | 0 | 275 | - |
| THAILAND | 22 417 021 | 76 081 547 | 239,39 | 3 678 267 | 8 032 828 | 118,39 |
| SINGAPORE | 28 195 451 | 30 812 814 | 9,28 | 44 451 247 | 56 443 570 | 26,98 |
| PHILIPPINES | 42 447 650 | 25 333 887 | -40,32 | 9 828 284 | 7 657 419 | -22,09 |
| MALAYSIA | 34 915 702 | 45 726 574 | 30,96 | 11 483 772 | 13 787 034 | 20,06 |
| MYANMAR (FORM. BURMA) | 70 015 | 432 038 | 517,06 | 40 008 | 439 745 | 999,14 |
| CAMBODIA | 14 | 5 | -64,29 | 10 | 50 | 400,00 |
| BRUNEI DARUSSALAM | 3 367 | 3 234 | -3,95 | 6 944 | 31 144 | 348,50 |
| NEPAL | 0 | 16 | - | 0 | 10 | - |
| VIET NAM | 5 138 965 | 6 482 994 | 26,15 | 4 129 653 | 5 743 043 | 39,07 |
| MALDIVES | 0 | 41 256 | - | 0 | 30 900 | - |
| INDIA | 2 572 615 | 841 256 | -67,30 | 3 544 035 | 1 437 761 | -59,43 |
| PAKISTAN | 21 122 154 | 20 438 120 | -3,24 | 3 271 497 | 3 117 930 | -4,69 |
| BANGLADESH | 0 | 36 382 | - | 0 | 13 921 | - |
| SRI LANKA | 255 631 | 29 294 | -88,54 | 328 291 | 55 424 | -83,12 |
| IRAN (ISLAMIC REPUBLIC OF) | 722 | 18 140 | 2 412,47 | 708 | 20 455 | 2 789,12 |
| SAUDI ARABIA | 116 710 | 293 474 | 151,46 | 796 225 | 505 082 | -36,57 |
| ISRAEL | 52 647 | 5 954 | -88,69 | 37 451 | 14 183 | -62,13 |
| KUWAIT | 267 267 | 245 736 | -8,06 | 84 288 | 113 052 | 34,13 |
| JORDAN | 7 258 | 1 180 | -83,74 | 25 376 | 17 020 | -32,93 |
| LEBANON | 10 254 | 29 457 | 187,27 | 14 641 | 56 636 | 286,83 |
| YEMEN | 3 700 | 300 | -91,89 | 3 250 | 1 900 | -41,54 |
| OMAN | 65 | 2 195 | 3 276,92 | 588 | 16 150 | 2 646,60 |
| SYRIA ARAB REPUBLIC | 0 | 85 | - | 0 | 3 720 | - |
| TURKEY | 46 231 | 363 318 | 685,88 | 42 096 | 314 033 | 645,99 |
| UNITED ARAB EMIRATES | 177 419 | 45 180 | -74,53 | 643 816 | 116 901 | -81,84 |
| QATAR | 16 028 | 44 194 | 175,73 | 9 133 | 9 181 | 0,53 |
| BAHRAIN | 370 | 200 | -45,95 | 15 237 | 10 000 | -34,37 |
| CYPRUS | 0 | 16 | - | 0 | 50 | - |
| EGYPT | 2 512 | 2 073 | -17,48 | 22 561 | 13 946 | -38,19 |
| MOROCCO | 32 608 | 0 | -100,00 | 56 551 | 0 | -100,00 |
| TUNISIA | 34 000 | 2 442 | -92,82 | 34 222 | 3 000 | -91,23 |
| SUDAN | 1 | 0 | -100,00 | 14 | 0 | -100,00 |
| ETHIOPIA | 0 | 11 | - | 0 | 10 | - |
| TANZANIA, UNITED REPUBLIC OF | 30 136 | 144 000 | 377,83 | 18 294 | 159 750 | 773,24 |
| KENYA | 80 | 36 210 | 45 162,50 | 100 | 44 297 | 44 197,00 |
| REUNION | 117 | 0 | -100,00 | 337 | 0 | -100,00 |
| MOZAMBIQUE | 30 050 | 416 000 | 1 284,36 | 26 990 | 545 480 | 1 921,04 |
| TOGO | 105 000 | 0 | -100,00 | 77 700 | 0 | -100,00 |
| GHANA | 17 500 | 0 | -100,00 | 13 125 | 0 | -100,00 |
| LIBERIA | 161 998 | 90 000 | -44,44 | 107 368 | 87 595 | -18,42 |
| GUINEA | 105 000 | 0 | -100,00 | 77 175 | 0 | -100,00 |
| NIGERIA | 5 | 60 060 | 1 201 100,00 | 50 | 51 910 | 103 720,00 |
| COTE D'IVOIRE | 0 | 18 000 | - | 0 | 15 048 | - |
| SENEGAL | 20 | 18 044 | 90 120,00 | 500 | 16 956 | 3 291,20 |
| BENIN | 7 177 | 17 668 | 146,18 | 2 700 | 10 908 | 304,00 |
| GAMBIA | 0 | 18 000 | - | 0 | 20 563 | - |
| SEYCHELLES | 560 | 83 | -85,18 | 557 | 69 | -87,61 |
| SOUTH AFRICA | 177 182 | 56 287 | -68,23 | 148 349 | 69 820 | -52,94 |
| MAURITIUS | 19 045 | 58 423 | 206,76 | 3 846 | 13 679 | 255,67 |
| AUSTRALIA | 60 750 | 65 292 | 7,48 | 587 121 | 636 346 | 8,38 |
| NEW ZEALAND | 21 092 | 38 134 | 80,80 | 20 925 | 50 623 | 141,93 |
| GUAM | 145 | 9 | -93,79 | 509 | 34 | -93,32 |
| NEW CALEDONIA | 306 | 115 | -62,42 | 1 591 | 272 | -82,90 |
| NORTHERN MARIANA ISLANDS | 35 | 23 | -34,29 | 109 | 87 | -20,18 |
| VANUATU | 105 | 1 739 | 1 556,19 | 162 | 1 950 | 1 103,70 |
| SAMOA | 0 | 8 000 | - | 0 | 1 750 | - |
| TONGA | 0 | 949 | - | 0 | 2 221 | - |
| EAST TIMOR | 368 448 | 106 533 | -71,09 | 240 235 | 146 042 | -39,21 |
| UNITED STATES | 8 195 661 | 793 073 | -90,32 | 13 110 823 | 3 182 093 | -75,73 |
| CANADA | 262 337 | 581 562 | 121,69 | 317 167 | 720 633 | 127,21 |
| MEXICO | 620 073 | 456 023 | -26,46 | 474 851 | 448 816 | -5,48 |
| GUATEMALA | 60 000 | 109 500 | 82,50 | 49 426 | 100 183 | 102,69 |
| HONDURAS | 0 | 48 000 | - | 0 | 42 209 | - |
| NICARAGUA | 1 133 999 | 1 582 000 | 39,51 | 852 735 | 1 578 803 | 85,15 |
| CHILE | 1 000 | 36 230 | 3 523,00 | 928 | 42 954 | 4 528,66 |
| VENEZUELA | 568 000 | 450 007 | -20,77 | 458 995 | 465 873 | 1,50 |
| ARGENTINA | 5 061 | 59 218 | 1 070,08 | 8 854 | 61 316 | 592,52 |
| BRAZIL | 1 211 261 | 2 855 696 | 135,76 | 904 195 | 3 309 543 | 266,02 |
| COLOMBIA | 92 000 | 36 000 | -60,87 | 84 060 | 34 450 | -59,02 |
| URUGUAY | 0 | 18 015 | - | 0 | 16 165 | - |
| ECUADOR | 0 | 117 000 | - | 0 | 116 615 | - |
| PERU | 18 000 | 0 | -100,00 | 15 915 | 0 | -100,00 |

TABEL 5. PERKEMBANGAN EKSPOR INDONESIA MENURUT KOMODITI DAN NEGARA TUJUAN

| JENIS BARANG | BERAT BERSIH (KG) | | PERUB | NILAI FOB (US \$) | | PERUB |
|----------------------------|----------------------|----------------------|--------------|----------------------|----------------------|--------------|
| | JAN-DES 2009 | JAN-DES 2010 | % | JAN-DES 2009 | JAN-DES 2010 | % |
| | (1) | (2) | (3) | (4) | (5) | (6) |
| GUYANA | 1 890 | 0 | -100,00 | 2 675 | 0 | -100,00 |
| JAMAICA | 0 | 44 000 | - | 0 | 45 658 | - |
| PUERTO RICO | 16 344 | 0 | -100,00 | 94 491 | 0 | -100,00 |
| DOMINICAN REPUBLIC | 286 779 | 1 334 499 | 365,34 | 267 348 | 1 526 385 | 470,94 |
| EL SALVADOR | 15 000 | 30 000 | 100,00 | 13 501 | 26 550 | 96,65 |
| COSTA RICA | 36 099 | 60 000 | 66,21 | 25 158 | 63 550 | 152,60 |
| DOMINICA | 0 | 110 000 | - | 0 | 113 300 | - |
| FRENCH POLYNESIA | 27 | 0 | -100,00 | 393 | 0 | -100,00 |
| GRENADA | 0 | 1 985 | - | 0 | 1 155 | - |
| NETHERLANDS ANTILLES | 0 | 833 | - | 0 | 7 986 | - |
| GUADELOUPE | 0 | 649 | - | 0 | 740 | - |
| UNITED KINGDOM | 24 735 | 26 061 | 5,36 | 56 537 | 87 445 | 54,67 |
| NETHERLANDS | 989 573 | 435 240 | -56,02 | 2 746 634 | 1 817 141 | -33,84 |
| FRANCE | 27 623 | 475 681 | 1 622,05 | 110 034 | 556 129 | 405,42 |
| GERMANY, FED. REP. OF | 196 900 | 218 125 | 10,78 | 514 041 | 363 923 | -29,20 |
| AUSTRIA | 49 | 1 017 | 1 975,51 | 2 145 | 6 671 | 211,00 |
| BELGIUM | 33 408 | 21 924 | -34,38 | 345 680 | 131 775 | -61,88 |
| SWITZERLAND | 2 045 | 139 | -93,20 | 5 713 | 5 760 | 0,82 |
| DENMARK | 408 455 | 395 595 | -3,15 | 2 957 404 | 3 688 505 | 24,72 |
| NORWAY | 57 | 386 | 577,19 | 377 | 2 514 | 566,84 |
| SWEDEN | 47 | 120 | 155,32 | 1 361 | 3 309 | 143,13 |
| IRELAND | 0 | 24 | - | 0 | 317 | - |
| ITALY | 294 349 | 202 208 | -31,30 | 733 195 | 670 865 | -8,50 |
| SPAIN | 277 269 | 90 867 | -67,23 | 405 011 | 360 578 | -10,97 |
| PORTUGAL | 100 850 | 17 757 | -82,39 | 99 574 | 19 167 | -80,75 |
| GREECE | 16 | 56 | 250,00 | 75 | 2 037 | 2 616,00 |
| HUNGARY | 67 | 581 | 767,16 | 217 | 1 387 | 539,17 |
| POLAND | 521 243 | 521 663 | 0,08 | 390 001 | 505 135 | 29,52 |
| ROMANIA | 41 000 | 26 054 | -36,45 | 29 559 | 23 638 | -20,03 |
| BULGARIA | 7 924 | 23 545 | 197,14 | 10 425 | 19 217 | 84,34 |
| LITHUANIA | 37 | 0 | -100,00 | 207 | 0 | -100,00 |
| ESTONIA | 5 638 999 | 5 795 999 | 2,78 | 4 560 913 | 5 533 159 | 21,32 |
| CROATIA | 90 000 | 19 235 | -78,63 | 60 748 | 18 424 | -69,67 |
| BOSNIA AND HERZEGOVINA | 0 | 20 | - | 0 | 128 | - |
| SLOVENIA | 1 131 | 84 000 | 7 327,06 | 1 651 | 76 077 | 4 507,93 |
| CZECH REPUBLIC | 1 188 | 1 267 | 6,65 | 18 134 | 37 947 | 109,26 |
| RUSSIA FEDERATION | 19 927 | 22 652 | 13,67 | 156 251 | 168 762 | 8,01 |
| -KAYU LAPIS | 1 430 433 229 | 1 834 626 287 | 28,26 | 1 189 510 899 | 1 635 371 721 | 37,48 |
| JAPAN | 529 797 084 | 610 314 809 | 15,20 | 441 225 286 | 594 020 324 | 34,63 |
| HONG KONG | 9 272 808 | 10 493 679 | 13,17 | 6 095 254 | 7 934 274 | 30,17 |
| KOREA, REPUBLIC OF | 90 030 571 | 82 033 264 | -8,88 | 70 953 651 | 69 404 550 | -2,18 |
| TAIWAN | 135 136 747 | 154 320 020 | 14,20 | 80 096 507 | 102 592 495 | 28,09 |
| CHINA | 76 960 552 | 146 297 444 | 90,09 | 48 316 079 | 97 742 952 | 102,30 |
| MACAU | 0 | 6 038 | - | 0 | 11 482 | - |
| THAILAND | 5 677 620 | 8 157 245 | 43,67 | 3 728 749 | 5 422 941 | 45,44 |
| SINGAPORE | 28 267 061 | 36 250 957 | 28,24 | 20 693 588 | 28 792 467 | 39,14 |
| PHILIPPINES | 171 685 | 327 637 | 90,84 | 179 800 | 353 676 | 96,71 |
| MALAYSIA | 14 553 223 | 28 590 281 | 96,45 | 9 255 617 | 21 520 339 | 132,51 |
| MYANMAR (FORM. BURMA) | 106 528 | 0 | -100,00 | 81 183 | 0 | -100,00 |
| VIET NAM | 2 401 856 | 6 284 004 | 161,63 | 1 432 719 | 3 546 923 | 147,57 |
| MALDIVES | 64 237 | 0 | -100,00 | 41 750 | 0 | -100,00 |
| INDIA | 5 498 411 | 14 843 772 | 169,96 | 4 122 343 | 12 096 108 | 193,43 |
| PAKISTAN | 586 | 0 | -100,00 | 542 | 0 | -100,00 |
| BANGLADESH | 0 | 205 519 | - | 0 | 217 760 | - |
| IRAN (ISLAMIC REPUBLIC OF) | 55 334 | 151 894 | 174,50 | 53 696 | 121 176 | 125,67 |
| SAUDI ARABIA | 80 653 456 | 210 383 429 | 160,85 | 64 008 044 | 161 489 562 | 152,30 |
| ISRAEL | 3 150 | 0 | -100,00 | 5 232 | 0 | -100,00 |
| KUWAIT | 15 654 686 | 12 976 592 | -17,11 | 14 124 539 | 12 784 708 | -9,49 |
| JORDAN | 44 882 822 | 44 212 358 | -1,49 | 37 169 568 | 37 205 262 | 0,10 |
| LEBANON | 8 506 796 | 5 112 671 | -39,90 | 7 143 872 | 4 341 292 | -39,23 |
| YEMEN | 126 248 | 3 493 042 | 2 666,81 | 90 265 | 1 765 566 | 1 855,98 |
| OMAN | 20 513 192 | 20 405 004 | -0,53 | 17 995 859 | 18 457 721 | 2,57 |
| SYRIA ARAB REPUBLIC | 1 838 849 | 1 725 632 | -6,16 | 1 913 976 | 1 982 488 | 3,58 |
| TURKEY | 416 496 | 1 610 843 | 286,76 | 435 723 | 1 713 250 | 293,20 |
| UNITED ARAB EMIRATES | 55 579 233 | 84 344 586 | 51,76 | 45 719 288 | 70 353 388 | 53,88 |
| QATAR | 12 696 719 | 19 435 069 | 53,07 | 10 552 504 | 16 669 400 | 57,97 |
| BAHRAIN | 2 516 414 | 1 981 544 | -21,26 | 1 897 203 | 1 573 857 | -17,04 |
| CYPRUS | 42 420 | 0 | -100,00 | 105 191 | 0 | -100,00 |
| EGYPT | 36 265 475 | 25 647 030 | -29,28 | 28 421 493 | 21 325 388 | -24,97 |
| LIBYAN ARAB JAMAHIRIYA | 6 556 796 | 3 628 384 | -44,66 | 5 677 274 | 2 779 649 | -51,04 |
| MOROCCO | 1 540 435 | 158 173 | -89,73 | 1 255 910 | 162 232 | -87,08 |
| ALGERIA | 24 392 374 | 20 524 086 | -15,86 | 19 243 629 | 18 969 616 | -1,42 |
| SUDAN | 42 868 | 0 | -100,00 | 28 252 | 0 | -100,00 |
| KENYA | 40 668 | 0 | -100,00 | 36 794 | 0 | -100,00 |
| REUNION | 52 241 | 73 267 | 40,25 | 68 225 | 74 196 | 8,75 |
| COTE D'IVOIRE | 18 379 | 0 | -100,00 | 15 424 | 0 | -100,00 |
| SOUTH AFRICA | 588 016 | 925 355 | 57,37 | 607 002 | 1 144 996 | 88,63 |

TABEL 5. PERKEMBANGAN EKSPOR INDONESIA MENURUT KOMODITI DAN NEGARA TUJUAN

| JENIS BARANG | BERAT BERSIH (KG) | | PERUB | NILAI FOB (US \$) | | PERUB |
|----------------------------|-------------------|-------------------|---------------|-------------------|-------------------|---------------|
| | JAN-DES 2009 | JAN-DES 2010 | % | JAN-DES 2009 | JAN-DES 2010 | % |
| | (1) | (2) | (3) | (4) | (5) | (6) |
| MAURITIUS | 22 139 | 149 110 | 573,52 | 16 048 | 104 986 | 554,20 |
| AUSTRALIA | 14 512 148 | 24 827 774 | 71,08 | 16 822 150 | 30 094 140 | 78,90 |
| NEW ZEALAND | 584 461 | 763 852 | 30,69 | 579 845 | 845 498 | 45,81 |
| NEW CALEDONIA | 104 743 | 109 513 | 4,55 | 145 844 | 137 831 | -5,49 |
| VANUATU | 38 906 | 0 | -100,00 | 28 174 | 0 | -100,00 |
| EAST TIMOR | 529 899 | 942 615 | 77,89 | 538 455 | 970 032 | 80,15 |
| UNITED STATES | 86 569 531 | 119 914 567 | 38,52 | 78 089 153 | 117 476 969 | 50,44 |
| CANADA | 4 030 035 | 5 686 018 | 41,09 | 7 054 039 | 11 058 357 | 56,77 |
| MEXICO | 7 142 996 | 6 800 205 | -4,80 | 5 731 450 | 5 923 371 | 3,35 |
| CHILE | 0 | 24 | - | 0 | 52 | - |
| TRINIDAD AND TOBAGO | 49 349 | 0 | -100,00 | 46 473 | 0 | -100,00 |
| PUERTO RICO | 137 661 | 82 933 | -39,76 | 171 085 | 97 897 | -42,78 |
| DOMINICAN REPUBLIC | 0 | 22 800 | - | 0 | 19 541 | - |
| ANTIGUA AND BARBUDA | 12 400 | 0 | -100,00 | 15 872 | 0 | -100,00 |
| ARUBA | 0 | 25 650 | - | 0 | 19 185 | - |
| FRENCH POLYNESIA | 90 750 | 70 728 | -22,06 | 86 988 | 72 102 | -17,11 |
| MARTINIQUE | 17 499 | 0 | -100,00 | 18 970 | 0 | -100,00 |
| NETHERLANDS ANTILLES | 1 559 | 0 | -100,00 | 6 862 | 0 | -100,00 |
| SAINT LUCIA | 0 | 661 | - | 0 | 1 118 | - |
| GUADELOUPE | 20 996 | 9 374 | -55,35 | 21 170 | 19 412 | -8,30 |
| UNITED KINGDOM | 12 934 779 | 14 254 756 | 10,20 | 15 309 770 | 16 361 814 | 6,87 |
| NETHERLANDS | 16 659 754 | 14 131 573 | -15,18 | 22 631 551 | 20 259 146 | -10,48 |
| FRANCE | 4 531 837 | 6 575 557 | 45,10 | 6 350 355 | 8 541 328 | 34,50 |
| GERMANY, FED. REP. OF | 31 101 754 | 40 917 471 | 31,56 | 48 356 763 | 60 759 536 | 25,65 |
| BELGIUM | 30 462 047 | 35 442 750 | 16,35 | 27 900 069 | 31 621 088 | 13,34 |
| LUXEMBOURG | 0 | 3 022 | - | 0 | 8 991 | - |
| DENMARK | 1 003 752 | 376 855 | -62,46 | 1 515 908 | 525 929 | -65,31 |
| NORWAY | 128 328 | 39 588 | -69,15 | 194 783 | 61 889 | -68,23 |
| SWEDEN | 228 835 | 237 824 | 3,93 | 198 795 | 259 102 | 30,34 |
| IRELAND | 44 329 | 21 719 | -51,00 | 113 415 | 40 720 | -64,10 |
| ITALY | 4 247 057 | 5 026 369 | 18,35 | 6 715 908 | 7 288 764 | 8,53 |
| SPAIN | 19 927 | 52 360 | 162,76 | 37 017 | 66 381 | 79,33 |
| PORTUGAL | 35 564 | 23 144 | -34,92 | 43 631 | 21 779 | -50,08 |
| GREECE | 189 999 | 776 253 | 308,56 | 318 369 | 1 358 924 | 326,84 |
| HUNGARY | 5 | 0 | -100,00 | 1 | 0 | -100,00 |
| POLAND | 3 645 719 | 2 108 463 | -42,17 | 6 978 784 | 4 194 243 | -39,90 |
| ROMANIA | 95 612 | 7 859 | -91,78 | 154 672 | 14 155 | -90,85 |
| BULGARIA | 11 736 | 31 660 | 169,77 | 13 909 | 38 943 | 179,98 |
| AZERBAIJAN | 1 762 | 10 009 | 468,05 | 8 190 | 51 359 | 527,09 |
| UKRAINE | 39 000 | 41 071 | 5,31 | 20 196 | 26 346 | 30,45 |
| LATVIA | 50 056 | 17 292 | -65,45 | 45 543 | 14 284 | -68,64 |
| ESTONIA | 17 391 | 0 | -100,00 | 17 182 | 0 | -100,00 |
| GEORGIA | 4 499 | 0 | -100,00 | 6 296 | 0 | -100,00 |
| MALTA | 40 912 | 0 | -100,00 | 50 276 | 0 | -100,00 |
| SLOVAKIA | 0 | 80 277 | - | 0 | 172 860 | - |
| CZECH REPUBLIC | 142 206 | 102 684 | -27,79 | 340 507 | 208 915 | -38,65 |
| RUSSIA FEDERATION | 9 261 | 28 279 | 205,36 | 24 400 | 64 696 | 165,15 |
| -KAYU GERGAJIAN | 36 593 924 | 32 317 946 | -11,68 | 36 930 323 | 31 237 850 | -15,41 |
| JAPAN | 10 684 576 | 7 589 049 | -28,97 | 14 896 917 | 11 813 973 | -20,70 |
| HONG KONG | 1 471 682 | 1 056 825 | -28,19 | 913 696 | 663 154 | -27,42 |
| KOREA, REPUBLIC OF | 3 309 308 | 2 156 026 | -34,85 | 2 670 535 | 1 861 786 | -30,28 |
| TAIWAN | 375 989 | 324 430 | -13,71 | 209 934 | 208 096 | -0,88 |
| CHINA | 4 358 434 | 7 311 905 | 67,76 | 2 963 667 | 4 229 824 | 42,72 |
| MACAU | 0 | 770 | - | 0 | 1 464 | - |
| THAILAND | 0 | 16 871 | - | 0 | 15 381 | - |
| SINGAPORE | 783 880 | 638 666 | -18,53 | 604 849 | 428 302 | -29,19 |
| MALAYSIA | 7 679 453 | 4 828 655 | -37,12 | 3 644 085 | 2 670 176 | -26,73 |
| MYANMAR (FORM. BURMA) | 0 | 13 636 | - | 0 | 12 500 | - |
| VIET NAM | 866 911 | 1 559 517 | 79,89 | 624 197 | 1 107 436 | 77,42 |
| MALDIVES | 5 480 | 8 053 | 46,95 | 6 737 | 4 708 | -30,12 |
| INDIA | 8 091 | 28 149 | 247,91 | 1 989 | 22 984 | 1 055,56 |
| BANGLADESH | 0 | 77 217 | - | 0 | 81 485 | - |
| IRAN (ISLAMIC REPUBLIC OF) | 0 | 65 | - | 0 | 602 | - |
| ISRAEL | 2 392 | 0 | -100,00 | 9 796 | 0 | -100,00 |
| KUWAIT | 0 | 93 883 | - | 0 | 108 028 | - |
| JORDAN | 19 | 24 | 26,32 | 27 | 40 | 48,15 |
| YEMEN | 0 | 17 710 | - | 0 | 2 435 | - |
| SYRIA ARAB REPUBLIC | 46 200 | 0 | -100,00 | 33 937 | 0 | -100,00 |
| TURKEY | 3 417 | 16 242 | 375,33 | 5 829 | 5 039 | -13,55 |
| UNITED ARAB EMIRATES | 100 872 | 0 | -100,00 | 46 672 | 0 | -100,00 |
| EGYPT | 194 | 0 | -100,00 | 252 | 0 | -100,00 |
| REUNION | 1 177 | 0 | -100,00 | 1 890 | 0 | -100,00 |
| GAMBIA | 0 | 27 | - | 0 | 19 | - |
| SEYCHELLES | 3 783 | 0 | -100,00 | 4 223 | 0 | -100,00 |
| SOUTH AFRICA | 90 382 | 134 365 | 48,66 | 123 992 | 161 706 | 30,42 |
| MAURITIUS | 20 532 | 10 147 | -50,58 | 31 553 | 14 628 | -53,64 |
| AUSTRALIA | 1 037 572 | 544 484 | -47,52 | 1 636 849 | 775 077 | -52,65 |

TABEL 5. PERKEMBANGAN EKSPOR INDONESIA MENURUT KOMODITI DAN NEGARA TUJUAN

| JENIS BARANG | BERAT BERSIH (KG) | | PERUB | NILAI FOB (US \$) | | PERUB |
|------------------------------|----------------------|----------------------|--------------|----------------------|----------------------|--------------|
| | JAN-DES 2009 | JAN-DES 2010 | % | JAN-DES 2009 | JAN-DES 2010 | % |
| | (1) | (2) | (3) | (4) | (5) | (6) |
| NEW ZEALAND | 214 990 | 243 124 | 13,09 | 121 903 | 135 770 | 11,38 |
| NEW CALEDONIA | 4 790 | 0 | -100,00 | 9 155 | 0 | -100,00 |
| VANUATU | 93 | 0 | -100,00 | 512 | 0 | -100,00 |
| EAST TIMOR | 708 | 0 | -100,00 | 1 341 | 0 | -100,00 |
| UNITED STATES | 1 795 895 | 2 918 395 | 62,50 | 921 382 | 1 945 785 | 111,18 |
| CANADA | 7 188 | 3 122 | -56,57 | 8 024 | 3 673 | -54,22 |
| FRENCH POLYNESIA | 4 949 | 0 | -100,00 | 10 984 | 0 | -100,00 |
| NETHERLANDS ANTILLES | 0 | 800 | - | 0 | 875 | - |
| UNITED KINGDOM | 487 897 | 599 228 | 22,82 | 1 020 527 | 1 229 649 | 20,49 |
| NETHERLANDS | 2 078 717 | 1 087 898 | -47,66 | 4 804 517 | 2 347 147 | -51,15 |
| FRANCE | 143 549 | 209 684 | 46,07 | 240 625 | 343 941 | 42,94 |
| GERMANY, FED. REP. OF | 185 849 | 187 424 | 0,85 | 280 236 | 261 250 | -6,78 |
| BELGIUM | 158 534 | 152 426 | -3,85 | 166 340 | 118 540 | -28,74 |
| SWITZERLAND | 27 | 1 365 | 4 955,56 | 389 | 2 458 | 531,88 |
| LUXEMBOURG | 0 | 15 156 | - | 0 | 9 077 | - |
| DENMARK | 0 | 29 194 | - | 0 | 16 454 | - |
| SWEDEN | 2 305 | 0 | -100,00 | 9 699 | 0 | -100,00 |
| IRELAND | 6 674 | 1 942 | -70,90 | 29 146 | 9 014 | -69,07 |
| ITALY | 187 359 | 160 981 | -14,08 | 272 806 | 221 387 | -18,85 |
| SPAIN | 54 528 | 10 169 | -81,35 | 129 352 | 8 072 | -93,76 |
| GREECE | 0 | 6 162 | - | 0 | 5 315 | - |
| POLAND | 320 888 | 209 399 | -34,74 | 377 555 | 294 330 | -22,04 |
| ROMANIA | 3 404 | 3 797 | 11,55 | 5 818 | 6 855 | 17,82 |
| BULGARIA | 5 017 | 13 854 | 176,14 | 6 449 | 11 256 | 74,54 |
| AZERBAIJAN | 0 | 7 | - | 0 | 51 | - |
| UKRAINE | 0 | 3 459 | - | 0 | 3 278 | - |
| SLOVAKIA | 573 | 0 | -100,00 | 681 | 0 | -100,00 |
| SLOVENIA | 1 600 | 174 | -89,13 | 2 164 | 305 | -85,91 |
| CZECH REPUBLIC | 78 046 | 370 | -99,53 | 79 092 | 604 | -99,24 |
| RUSSIA FEDERATION | 0 | 33 100 | - | 0 | 73 921 | - |
| -KAYU OLAHAN LAIN | 1 201 299 669 | 1 824 990 350 | 51,92 | 1 048 882 547 | 1 203 882 945 | 14,78 |
| JAPAN | 58 869 350 | 59 179 300 | 0,53 | 103 598 577 | 118 444 935 | 14,33 |
| HONG KONG | 12 599 709 | 10 604 604 | -15,83 | 14 066 196 | 13 931 312 | -0,96 |
| KOREA, REPUBLIC OF | 63 216 621 | 75 589 797 | 19,57 | 50 552 177 | 46 349 265 | -8,31 |
| TAIWAN | 40 337 940 | 121 449 332 | 201,08 | 19 214 830 | 26 706 993 | 38,99 |
| CHINA | 470 259 769 | 956 814 697 | 103,47 | 88 621 317 | 160 034 064 | 80,58 |
| MONGOLIA | 1 299 | 0 | -100,00 | 6 445 | 0 | -100,00 |
| MACAU | 94 | 84 256 | 89 534,04 | 350 | 158 250 | 45 114,29 |
| PAPUA NEW GUINEA | 1 960 | 2 380 | 21,43 | 2 712 | 3 276 | 20,80 |
| THAILAND | 751 559 | 1 414 696 | 88,23 | 1 041 434 | 2 167 051 | 108,08 |
| SINGAPORE | 16 196 033 | 15 946 272 | -1,54 | 14 886 251 | 19 196 973 | 28,96 |
| PHILIPPINES | 3 937 254 | 2 494 127 | -36,65 | 977 826 | 1 073 700 | 9,80 |
| MALAYSIA | 14 169 180 | 13 341 715 | -5,84 | 9 555 042 | 11 156 601 | 16,76 |
| MYANMAR (FORM. BURMA) | 641 | 0 | -100,00 | 240 | 0 | -100,00 |
| CAMBODIA | 104 259 | 186 985 | 79,35 | 151 621 | 266 997 | 76,10 |
| BRUNEI DARUSSALAM | 378 196 | 412 009 | 8,94 | 421 390 | 582 630 | 38,26 |
| LAO PEOPLE'S DEMOCRATIC REPU | 1 790 | 578 | -67,71 | 44 091 | 17 527 | -60,25 |
| BHUTAN | 0 | 102 | - | 0 | 1 628 | - |
| VIET NAM | 24 824 576 | 29 590 772 | 19,20 | 7 719 722 | 13 937 800 | 80,55 |
| MALDIVES | 789 377 | 1 160 544 | 47,02 | 1 581 898 | 1 969 747 | 24,52 |
| INDIA | 20 439 782 | 46 513 878 | 127,57 | 8 755 214 | 23 547 132 | 168,95 |
| PAKISTAN | 410 590 | 364 384 | -11,25 | 205 166 | 194 305 | -5,29 |
| BANGLADESH | 33 789 | 79 780 | 136,11 | 25 911 | 70 118 | 170,61 |
| SRI LANKA | 171 739 | 263 839 | 53,63 | 173 202 | 377 875 | 118,17 |
| IRAQ | 404 109 | 385 036 | -4,72 | 290 127 | 267 814 | -7,69 |
| IRAN (ISLAMIC REPUBLIC OF) | 2 599 833 | 3 303 897 | 27,08 | 2 744 098 | 3 791 709 | 38,18 |
| SAUDI ARABIA | 4 929 604 | 9 726 862 | 97,32 | 2 676 679 | 4 569 740 | 70,72 |
| ISRAEL | 325 622 | 285 228 | -12,41 | 769 579 | 608 268 | -20,96 |
| KUWAIT | 1 927 538 | 1 072 161 | -44,38 | 673 814 | 442 433 | -34,34 |
| JORDAN | 2 149 550 | 461 052 | -78,55 | 1 176 805 | 512 692 | -56,43 |
| LEBANON | 771 776 | 661 534 | -14,28 | 930 359 | 930 355 | 0,00 |
| YEMEN | 4 579 128 | 910 495 | -80,12 | 1 200 601 | 265 717 | -77,87 |
| OMAN | 61 124 | 150 821 | 146,75 | 84 823 | 144 818 | 70,73 |
| SYRIA ARAB REPUBLIC | 28 171 394 | 26 109 158 | -7,32 | 6 231 955 | 6 614 710 | 6,14 |
| TURKEY | 3 514 973 | 3 417 602 | -2,77 | 5 183 675 | 5 368 196 | 3,56 |
| UNITED ARAB EMIRATES | 7 918 932 | 8 186 489 | 3,38 | 5 468 710 | 6 210 187 | 13,56 |
| QATAR | 531 948 | 344 748 | -35,19 | 241 926 | 191 237 | -20,95 |
| BAHRAIN | 867 801 | 304 693 | -64,89 | 659 636 | 255 468 | -61,27 |
| CYPRUS | 251 970 | 179 424 | -28,79 | 594 766 | 362 569 | -39,04 |
| EGYPT | 38 711 058 | 24 586 228 | -36,49 | 9 575 699 | 7 305 168 | -23,71 |
| LIBYAN ARAB JAMAHIRIYA | 89 776 | 130 771 | 45,66 | 103 795 | 118 932 | 14,58 |
| MOROCCO | 87 820 | 88 227 | 0,46 | 201 784 | 98 794 | -51,04 |
| TUNISIA | 239 701 | 115 952 | -51,63 | 553 252 | 252 974 | -54,28 |
| ALGERIA | 332 161 | 91 520 | -72,45 | 130 669 | 77 054 | -41,03 |
| SUDAN | 29 812 | 59 607 | 99,94 | 30 240 | 32 703 | 8,14 |
| ERITREA | 0 | 107 436 | - | 0 | 191 019 | - |
| NAMIBIA | 21 854 | 14 629 | -33,06 | 31 275 | 18 529 | -40,75 |

TABEL 5. PERKEMBANGAN EKSPOR INDONESIA MENURUT KOMODITI DAN NEGARA TUJUAN

| JENIS BARANG | BERAT BERSIH (KG) | | PERUB | NILAI FOB (US \$) | | PERUB |
|--------------------------------|-------------------|--------------|-----------|-------------------|--------------|----------|
| | JAN-DES 2009 | JAN-DES 2010 | % | JAN-DES 2009 | JAN-DES 2010 | % |
| (1) | (2) | (3) | (4) | (5) | (6) | (7) |
| ETHIOPIA | 21 789 | 59 096 | 171,22 | 72 009 | 97 345 | 35,18 |
| TANZANIA, UNITED REPUBLIC OF | 10 424 | 49 018 | 370,24 | 26 756 | 194 404 | 626,58 |
| MADAGASCAR | 14 196 | 10 702 | -24,61 | 41 862 | 32 246 | -22,97 |
| SOMALIA | 53 617 | 150 710 | 181,09 | 125 716 | 301 402 | 139,75 |
| KENYA | 148 472 | 24 592 | -83,44 | 215 647 | 64 346 | -70,16 |
| REUNION | 716 608 | 1 043 525 | 45,62 | 1 155 330 | 1 517 609 | 31,36 |
| MOZAMBIQUE | 7 697 | 27 798 | 261,15 | 3 982 | 62 032 | 1 457,81 |
| BOTSWANA | 1 191 | 1 066 | -10,50 | 2 072 | 1 387 | -33,06 |
| EQUATORIAL GUINEA | 0 | 86 | - | 0 | 552 | - |
| TOGO | 1 484 | 0 | -100,00 | 1 830 | 0 | -100,00 |
| GHANA | 11 | 4 064 | 36 845,45 | 300 | 16 268 | 5 322,67 |
| LIBERIA | 170 | 0 | -100,00 | 886 | 0 | -100,00 |
| ANGOLA | 79 087 | 63 595 | -19,59 | 113 638 | 109 294 | -3,82 |
| CONGO | 4 956 | 1 699 | -65,72 | 31 810 | 3 315 | -89,58 |
| CAMEROON | 0 | 1 277 | - | 0 | 3 461 | - |
| NIGERIA | 52 620 | 18 758 | -64,35 | 184 593 | 63 040 | -65,85 |
| SIERRA LEONE | 8 548 | 0 | -100,00 | 6 445 | 0 | -100,00 |
| GABON | 1 706 | 7 846 | 359,91 | 5 627 | 24 704 | 339,03 |
| COTE D'IVOIRE | 4 273 | 2 651 | -37,96 | 11 654 | 5 341 | -54,17 |
| SENEGAL | 27 231 | 13 345 | -50,99 | 31 914 | 36 962 | 15,82 |
| BENIN | 39 | 0 | -100,00 | 338 | 0 | -100,00 |
| GAMBIA | 0 | 22 950 | - | 0 | 5 092 | - |
| U.S. VIRGIN ISLANDS | 2 856 | 2 427 | -15,02 | 4 215 | 11 947 | 183,44 |
| SEYCHELLES | 549 256 | 286 601 | -47,82 | 1 340 480 | 1 326 175 | -1,07 |
| UGANDA | 0 | 555 | - | 0 | 1 139 | - |
| CENTRAL AFRICAN REPUBLIC | 9 875 | 0 | -100,00 | 11 010 | 0 | -100,00 |
| NIGER | 1 200 | 0 | -100,00 | 1 682 | 0 | -100,00 |
| DJIBOUTI | 24 432 | 60 259 | 146,64 | 54 515 | 99 131 | 81,84 |
| SOUTH AFRICA | 11 549 267 | 12 623 264 | 9,30 | 15 850 429 | 18 590 506 | 17,29 |
| ZIMBABWE | 0 | 39 | - | 0 | 2 795 | - |
| ZAMBIA | 104 | 0 | -100,00 | 438 | 0 | -100,00 |
| COMOROS | 0 | 12 426 | - | 0 | 21 030 | - |
| MAURITIUS | 355 509 | 240 672 | -32,30 | 705 431 | 554 820 | -21,35 |
| VIRGIN ISLANDS (BRITISH) | 37 855 | 4 237 | -88,81 | 121 975 | 22 932 | -81,20 |
| AUSTRALIA | 87 405 112 | 95 134 861 | 8,84 | 128 504 825 | 141 752 726 | 10,31 |
| NEW ZEALAND | 7 379 807 | 5 695 983 | -22,82 | 9 181 029 | 7 547 605 | -17,79 |
| MICRONESIA, FEDERATED STATES | 4 319 | 0 | -100,00 | 4 219 | 0 | -100,00 |
| GUAM | 70 910 | 67 866 | -4,29 | 150 300 | 222 112 | 47,78 |
| PALAU | 1 082 | 5 327 | 392,33 | 4 583 | 24 130 | 426,51 |
| NEW CALEDONIA | 986 868 | 1 192 473 | 20,83 | 1 807 562 | 1 859 805 | 2,89 |
| NORTHERN MARIANA ISLANDS | 13 264 | 2 534 | -80,90 | 37 930 | 8 015 | -78,87 |
| SAINT VINCENT AND THE GRENADI | 10 764 | 1 117 | -89,62 | 29 049 | 3 052 | -89,49 |
| VANUATU | 53 646 | 26 619 | -50,38 | 71 916 | 59 966 | -16,62 |
| WALLIS AND FUTUNA ISLANDS | 2 681 | 4 124 | 53,82 | 4 460 | 9 355 | 109,75 |
| BRITISH INDIAN OCEAN TERRITORY | 209 | 0 | -100,00 | 280 | 0 | -100,00 |
| AMERICAN SAMOA | 35 422 | 28 222 | -20,33 | 52 546 | 38 262 | -27,18 |
| COOK ISLANDS | 10 805 | 2 857 | -73,56 | 39 133 | 37 686 | -3,70 |
| FIJI | 32 004 | 57 701 | 80,29 | 160 381 | 353 204 | 120,23 |
| SAMOA | 13 344 | 9 478 | -28,97 | 17 567 | 21 601 | 22,96 |
| TONGA | 10 | 0 | -100,00 | 23 | 0 | -100,00 |
| EAST TIMOR | 234 146 | 210 160 | -10,24 | 203 380 | 208 693 | 2,61 |
| UNITED STATES | 47 068 380 | 47 862 220 | 1,69 | 120 783 509 | 119 756 712 | -0,85 |
| CANADA | 3 701 390 | 5 424 255 | 46,55 | 8 303 286 | 11 969 135 | 44,15 |
| MEXICO | 911 574 | 1 495 978 | 64,11 | 2 501 571 | 4 197 227 | 67,78 |
| GUATEMALA | 6 347 | 29 451 | 364,01 | 24 551 | 106 531 | 333,92 |
| HONDURAS | 10 803 | 26 465 | 144,98 | 19 698 | 76 095 | 286,31 |
| NICARAGUA | 2 737 | 1 103 | -59,70 | 5 571 | 2 410 | -56,74 |
| PANAMA | 61 689 | 44 606 | -27,69 | 126 461 | 96 696 | -23,54 |
| SURINAME | 1 269 | 3 321 | 161,70 | 2 337 | 5 898 | 152,37 |
| CHILE | 352 130 | 487 629 | 38,48 | 818 318 | 1 324 148 | 61,81 |
| VENEZUELA | 145 813 | 75 208 | -48,42 | 286 355 | 166 228 | -41,95 |
| ARGENTINA | 220 704 | 317 278 | 43,76 | 621 519 | 562 374 | -9,52 |
| BRAZIL | 472 139 | 430 200 | -8,88 | 990 840 | 1 122 786 | 13,32 |
| COLOMBIA | 162 068 | 502 400 | 209,99 | 301 118 | 1 017 101 | 237,77 |
| URUGUAY | 40 511 | 67 063 | 65,54 | 80 977 | 188 926 | 133,31 |
| PARAGUAY | 786 | 0 | -100,00 | 602 | 0 | -100,00 |
| ECUADOR | 11 736 | 12 063 | 2,79 | 7 756 | 21 254 | 174,03 |
| PERU | 17 414 | 49 555 | 184,57 | 24 524 | 158 426 | 546,00 |
| TRINIDAD AND TOBAGO | 4 684 | 4 013 | -14,33 | 11 772 | 25 349 | 115,33 |
| BAHAMAS | 37 701 | 58 819 | 56,01 | 75 091 | 204 558 | 172,41 |
| JAMAICA | 159 020 | 129 702 | -18,44 | 468 522 | 411 801 | -12,11 |
| PUERTO RICO | 131 482 | 115 698 | -12,00 | 351 070 | 323 396 | -7,88 |
| BELIZE | 126 461 | 8 898 | -92,96 | 42 508 | 17 113 | -59,74 |
| DOMINICAN REPUBLIC | 220 248 | 215 138 | -2,32 | 563 596 | 494 375 | -12,28 |
| EL SALVADOR | 0 | 12 405 | - | 0 | 13 292 | - |
| COSTA RICA | 83 604 | 53 625 | -35,86 | 187 243 | 169 639 | -9,40 |
| HAITI | 7 679 | 400 | -94,79 | 14 260 | 3 324 | -76,69 |
| BARBADOS | 91 951 | 1 767 | -98,08 | 78 050 | 3 409 | -95,63 |

TABEL 5. PERKEMBANGAN EKSPOR INDONESIA MENURUT KOMODITI DAN NEGARA TUJUAN

| JENIS BARANG | BERAT BERSIH (KG) | | PERUB | NILAI FOB (US \$) | | PERUB |
|------------------------------|--------------------|-------------------|--------------|----------------------|----------------------|--------------|
| | JAN-DES 2009 | JAN-DES 2010 | % | JAN-DES 2009 | JAN-DES 2010 | % |
| | (1) | (2) | (3) | (4) | (5) | (6) |
| ANTIGUA AND BARBUDA | 33 483 | 24 271 | -27,51 | 75 530 | 83 653 | 10,75 |
| ANGUILLA | 27 605 | 3 116 | -88,71 | 71 950 | 10 402 | -85,54 |
| ARUBA | 22 740 | 27 190 | 19,57 | 55 892 | 45 179 | -19,17 |
| BERMUDA | 24 378 | 4 095 | -83,20 | 127 027 | 28 095 | -77,88 |
| CAPE VERDE | 0 | 46 | - | 0 | 406 | - |
| CAYMAN ISLANDS | 4 673 | 3 107 | -33,51 | 6 087 | 4 231 | -30,49 |
| DOMINICA | 0 | 2 594 | - | 0 | 4 776 | - |
| FRENCH GUIANA | 31 169 | 20 855 | -33,09 | 68 178 | 50 723 | -25,60 |
| FRENCH POLYNESIA | 300 599 | 742 165 | 146,90 | 464 262 | 1 113 004 | 139,74 |
| GRENADA | 1 285 | 0 | -100,00 | 6 356 | 0 | -100,00 |
| MARTINIQUE | 94 300 | 122 931 | 30,36 | 203 067 | 288 811 | 42,22 |
| NETHERLANDS ANTILLES | 433 878 | 357 261 | -17,66 | 1 600 507 | 1 437 101 | -10,21 |
| SAINT LUCIA | 3 810 | 22 654 | 494,59 | 18 249 | 63 223 | 246,45 |
| TURKS AND CAICOS ISLANDS | 10 011 | 100 | -99,00 | 39 691 | 128 | -99,68 |
| GUADELOUPE | 97 378 | 161 005 | 65,34 | 205 242 | 460 927 | 124,58 |
| SAINT KITTS AND NEVIS | 5 479 | 2 118 | -61,34 | 7 749 | 8 008 | 3,34 |
| UNITED KINGDOM | 23 779 336 | 28 915 006 | 21,60 | 50 494 410 | 64 231 385 | 27,20 |
| NETHERLANDS | 57 171 912 | 62 449 270 | 9,23 | 85 969 733 | 96 312 273 | 12,03 |
| FRANCE | 26 679 242 | 17 843 605 | -33,12 | 61 474 470 | 32 827 553 | -46,60 |
| GERMANY, FED. REP. OF | 40 565 178 | 49 365 566 | 21,69 | 71 737 155 | 84 320 189 | 17,54 |
| AUSTRIA | 257 063 | 225 586 | -12,24 | 662 355 | 793 161 | 19,75 |
| BELGIUM | 16 221 637 | 17 084 192 | 5,32 | 25 734 572 | 27 723 774 | 7,73 |
| SWITZERLAND | 238 299 | 10 293 687 | 4 219,65 | 1 087 960 | 1 641 405 | 50,87 |
| LUXEMBOURG | 9 897 | 19 179 | 93,79 | 11 823 | 45 720 | 286,70 |
| MONACO | 63 | 0 | -100,00 | 35 | 0 | -100,00 |
| DENMARK | 4 986 604 | 6 255 281 | 25,44 | 7 593 854 | 7 860 420 | 3,51 |
| NORWAY | 1 975 587 | 1 380 296 | -30,13 | 3 787 501 | 2 999 482 | -20,81 |
| SWEDEN | 1 434 951 | 1 842 334 | 28,39 | 4 053 193 | 5 946 801 | 46,72 |
| FINLAND | 654 866 | 701 866 | 7,18 | 1 779 258 | 2 200 847 | 23,69 |
| IRELAND | 970 707 | 1 266 575 | 30,48 | 2 420 940 | 3 346 692 | 38,24 |
| ITALY | 10 214 554 | 10 564 842 | 3,43 | 23 218 897 | 28 193 535 | 21,42 |
| SPAIN | 5 710 684 | 4 846 228 | -15,14 | 14 180 134 | 12 160 972 | -14,24 |
| PORTUGAL | 2 579 507 | 2 825 121 | 9,52 | 5 027 315 | 5 101 834 | 1,48 |
| ICELAND | 5 036 | 60 814 | 1 107,59 | 7 477 | 125 237 | 1 574,96 |
| GREECE | 1 251 974 | 1 343 694 | 7,33 | 3 240 554 | 2 016 358 | -37,78 |
| DEMOCRATIC REPUBLIC OF THE C | 845 | 0 | -100,00 | 2 688 | 0 | -100,00 |
| HUNGARY | 177 002 | 133 196 | -24,75 | 315 208 | 348 662 | 10,61 |
| POLAND | 10 551 491 | 9 453 225 | -10,41 | 14 670 598 | 13 728 891 | -6,42 |
| ROMANIA | 90 011 | 146 138 | 62,36 | 133 064 | 270 855 | 103,55 |
| BULGARIA | 373 013 | 321 062 | -13,93 | 568 207 | 573 894 | 1,00 |
| YUGOSLAVIA | 9 534 | 28 053 | 194,24 | 18 171 | 68 373 | 276,28 |
| ALBANIA | 159 905 | 24 778 | -84,50 | 285 298 | 54 524 | -80,89 |
| ARMENIA | 0 | 53 304 | - | 0 | 106 604 | - |
| AZERBAIJAN | 133 192 | 585 931 | 339,91 | 262 293 | 1 247 163 | 375,48 |
| BELARUS | 13 | 2 274 | 17 392,31 | 104 | 18 370 | 17 563,46 |
| KAZAKHSTAN | 219 323 | 250 815 | 14,36 | 331 941 | 452 187 | 36,23 |
| UKRAINE | 658 346 | 761 601 | 15,68 | 1 882 917 | 1 268 021 | -32,66 |
| LITHUANIA | 182 441 | 105 531 | -42,16 | 267 707 | 240 465 | -10,18 |
| LATVIA | 123 713 | 200 889 | 62,38 | 301 821 | 391 997 | 29,88 |
| ESTONIA | 251 407 | 264 721 | 5,30 | 542 033 | 469 892 | -13,31 |
| GEORGIA | 59 177 | 65 416 | 10,54 | 86 690 | 109 617 | 26,45 |
| CROATIA | 492 072 | 486 257 | -1,18 | 987 868 | 1 033 495 | 4,62 |
| MALTA | 36 014 | 19 014 | -47,20 | 124 136 | 43 302 | -65,12 |
| SLOVAKIA | 20 595 | 39 697 | 92,75 | 64 613 | 81 557 | 26,22 |
| SLOVENIA | 249 352 | 295 726 | 18,60 | 679 381 | 805 452 | 18,56 |
| CZECH REPUBLIC | 596 300 | 565 900 | -5,10 | 1 423 334 | 1 518 165 | 6,66 |
| REP. OF MACEDONIA | 3 381 | 1 000 | -70,42 | 5 141 | 2 622 | -49,00 |
| RUSSIA FEDERATION | 1 112 480 | 1 619 715 | 45,59 | 2 259 160 | 3 029 577 | 34,10 |
| -TIMAH | 101 411 888 | 93 897 609 | -7,41 | 1 267 964 433 | 1 734 649 369 | 36,81 |
| JAPAN | 2 135 500 | 6 513 883 | 205,03 | 27 963 240 | 118 087 213 | 322,29 |
| HONG KONG | 315 292 | 1 570 481 | 398,10 | 3 221 324 | 25 324 631 | 686,16 |
| KOREA, REPUBLIC OF | 1 077 897 | 2 368 857 | 119,77 | 12 949 619 | 44 650 150 | 244,80 |
| TAIWAN | 1 387 540 | 3 880 855 | 179,69 | 18 589 641 | 75 815 563 | 307,84 |
| CHINA | 3 447 418 | 1 581 342 | -54,13 | 42 345 750 | 26 799 314 | -36,71 |
| THAILAND | 163 535 | 286 558 | 75,23 | 1 717 118 | 5 072 455 | 195,41 |
| SINGAPORE | 80 401 966 | 60 903 968 | -24,25 | 1 004 837 319 | 1 122 809 328 | 11,74 |
| PHILIPPINES | 139 611 | 263 108 | 88,46 | 2 338 760 | 6 066 372 | 159,38 |
| MALAYSIA | 10 190 958 | 7 021 013 | -31,11 | 125 658 176 | 128 379 808 | 2,17 |
| MYANMAR (FORM. BURMA) | 0 | 73 138 | - | 0 | 1 737 039 | - |
| VIET NAM | 78 | 2 | -97,44 | 565 | 1 | -99,82 |
| INDIA | 289 493 | 322 622 | 11,44 | 3 859 319 | 5 953 404 | 54,26 |
| PAKISTAN | 0 | 76 002 | - | 0 | 1 375 856 | - |
| BANGLADESH | 2 000 | 0 | -100,00 | 23 130 | 0 | -100,00 |
| IRAQ | 6 113 | 0 | -100,00 | 118 569 | 0 | -100,00 |
| SAUDI ARABIA | 1 | 0 | -100,00 | 2 892 | 0 | -100,00 |
| TURKEY | 96 204 | 348 080 | 261,81 | 1 380 757 | 6 344 171 | 359,47 |
| UNITED ARAB EMIRATES | 226 647 | 0 | -100,00 | 3 070 740 | 0 | -100,00 |

TABEL 5. PERKEMBANGAN EKSPOR INDONESIA MENURUT KOMODITI DAN NEGARA TUJUAN

| JENIS BARANG | BERAT BERSIH (KG) | | PERUB | NILAI FOB (US \$) | | PERUB |
|------------------------------|--------------------|--------------------|--------------|--------------------|--------------------|--------------|
| | JAN-DES 2009 | JAN-DES 2010 | % | JAN-DES 2009 | JAN-DES 2010 | % |
| | (1) | (2) | (3) | (4) | (5) | (6) |
| AUSTRALIA | 126 077 | 119 720 | -5,04 | 448 959 | 647 790 | 44,29 |
| EAST TIMOR | 2 103 | 1 363 | -35,19 | 635 | 920 | 44,88 |
| UNITED STATES | 938 823 | 1 955 480 | 108,29 | 12 701 931 | 37 044 710 | 191,65 |
| CANADA | 3 405 | 23 052 | 577,00 | 52 845 | 345 714 | 554,20 |
| MEXICO | 0 | 9 | - | 0 | 235 | - |
| UNITED KINGDOM | 2 257 | 2 672 | 18,39 | 40 523 | 46 092 | 13,74 |
| NETHERLANDS | 379 727 | 4 420 926 | 1 064,24 | 5 490 233 | 85 865 295 | 1 463,96 |
| GERMANY, FED. REP. OF | 2 637 | 1 139 078 | 43 095,98 | 48 540 | 22 203 879 | 45 643,47 |
| BELGIUM | 17 | 0 | -100,00 | 42 | 0 | -100,00 |
| ITALY | 50 255 | 325 019 | 546,74 | 745 627 | 5 830 315 | 681,93 |
| SPAIN | 25 434 | 700 381 | 2 653,72 | 343 356 | 14 249 114 | 4 049,95 |
| RUSSIA FEDERATION | 900 | 0 | -100,00 | 14 823 | 0 | -100,00 |
| -ALUMINIUM | 257 776 095 | 301 952 149 | 17,14 | 527 043 590 | 771 826 991 | 46,44 |
| JAPAN | 154 977 745 | 155 283 621 | 0,20 | 251 979 591 | 337 016 172 | 33,75 |
| HONG KONG | 1 496 692 | 1 497 545 | 0,06 | 2 906 318 | 4 109 351 | 41,39 |
| KOREA, REPUBLIC OF | 11 573 639 | 11 311 625 | -2,26 | 16 329 367 | 18 223 342 | 11,60 |
| TAIWAN | 2 341 618 | 2 786 092 | 18,98 | 8 128 406 | 9 409 528 | 15,76 |
| CHINA | 7 111 320 | 2 628 607 | -63,04 | 12 890 714 | 3 647 520 | -71,70 |
| PAPUA NEW GUINEA | 1 354 815 | 1 167 308 | -13,84 | 3 542 511 | 3 522 057 | -0,58 |
| THAILAND | 7 115 187 | 8 436 868 | 18,58 | 20 035 966 | 29 456 378 | 47,02 |
| SINGAPORE | 8 098 651 | 8 490 574 | 4,84 | 27 890 298 | 28 178 075 | 1,03 |
| PHILIPPINES | 9 039 330 | 9 401 474 | 4,01 | 28 598 227 | 32 362 814 | 13,16 |
| MALAYSIA | 8 114 317 | 8 349 617 | 2,90 | 22 829 792 | 26 501 354 | 16,08 |
| MYANMAR (FORM. BURMA) | 22 491 | 215 803 | 859,51 | 66 178 | 700 338 | 958,26 |
| BRUNEI DARUSSALAM | 309 386 | 430 912 | 39,28 | 1 019 865 | 1 237 579 | 21,35 |
| BHUTAN | 273 889 | 0 | -100,00 | 732 083 | 0 | -100,00 |
| VIET NAM | 2 061 020 | 1 240 154 | -39,83 | 4 967 358 | 4 055 163 | -18,36 |
| MALDIVES | 7 089 | 48 722 | 587,29 | 20 088 | 252 483 | 1 156,88 |
| INDIA | 1 271 845 | 2 699 339 | 112,24 | 3 850 654 | 9 938 904 | 158,11 |
| PAKISTAN | 129 911 | 118 236 | -8,99 | 507 968 | 602 856 | 18,68 |
| BANGLADESH | 501 828 | 167 488 | -66,62 | 1 275 946 | 514 652 | -59,67 |
| SRI LANKA | 88 762 | 101 877 | 14,78 | 278 342 | 376 188 | 35,15 |
| IRAN (ISLAMIC REPUBLIC OF) | 92 633 | 124 723 | 34,64 | 283 857 | 328 699 | 15,80 |
| SAUDI ARABIA | 205 325 | 231 110 | 12,56 | 1 070 696 | 1 108 701 | 3,55 |
| ISRAEL | 0 | 3 388 | - | 0 | 20 260 | - |
| KUWAIT | 5 266 | 2 316 | -56,02 | 23 603 | 20 668 | -12,43 |
| JORDAN | 0 | 18 218 | - | 0 | 49 688 | - |
| LEBANON | 20 284 | 16 673 | -17,80 | 67 791 | 98 613 | 45,47 |
| YEMEN | 0 | 18 471 | - | 0 | 69 473 | - |
| OMAN | 96 517 | 6 779 | -92,98 | 210 955 | 24 159 | -88,55 |
| TURKEY | 96 197 | 360 601 | 274,86 | 289 092 | 1 248 665 | 331,93 |
| UNITED ARAB EMIRATES | 288 103 | 268 284 | -6,88 | 931 638 | 1 450 138 | 55,65 |
| BAHRAIN | 783 | 100 | -87,23 | 4 974 | 144 | -97,10 |
| CYPRUS | 1 762 | 4 505 | 155,68 | 12 284 | 20 776 | 69,13 |
| EGYPT | 4 199 | 4 462 | 6,26 | 6 391 | 18 379 | 187,58 |
| LIBYAN ARAB JAMAHIRIYA | 5 788 | 16 046 | 177,23 | 9 486 | 49 271 | 419,41 |
| MOROCCO | 0 | 669 | - | 0 | 510 | - |
| TUNISIA | 0 | 713 | - | 0 | 2 109 | - |
| ALGERIA | 0 | 1 600 | - | 0 | 18 700 | - |
| ETHIOPIA | 600 197 | 0 | -100,00 | 1 800 783 | 0 | -100,00 |
| TANZANIA, UNITED REPUBLIC OF | 69 487 | 97 596 | 40,45 | 167 898 | 306 689 | 82,66 |
| MADAGASCAR | 96 287 | 95 505 | -0,81 | 293 730 | 249 514 | -15,05 |
| KENYA | 15 | 278 | 1 753,33 | 27 | 4 613 | 16 985,19 |
| REUNION | 32 253 | 27 609 | -14,40 | 92 135 | 77 542 | -15,84 |
| MOZAMBIQUE | 20 068 | 0 | -100,00 | 57 129 | 0 | -100,00 |
| TOGO | 0 | 768 | - | 0 | 657 | - |
| ANGOLA | 519 | 3 259 | 527,94 | 29 558 | 31 450 | 6,40 |
| CONGO | 8 451 | 0 | -100,00 | 29 681 | 0 | -100,00 |
| NIGERIA | 268 595 | 22 389 | -91,66 | 694 705 | 149 331 | -78,50 |
| GABON | 0 | 532 | - | 0 | 189 | - |
| COTE D'IVOIRE | 0 | 1 | - | 0 | 54 | - |
| SENEGAL | 19 834 | 530 | -97,33 | 111 996 | 4 973 | -95,56 |
| BENIN | 0 | 7 | - | 0 | 25 | - |
| BURKINA FASO | 21 | 6 | -71,43 | 185 | 125 | -32,43 |
| SEYCHELLES | 621 | 5 888 | 848,15 | 2 380 | 22 446 | 843,11 |
| SOUTH AFRICA | 137 365 | 217 864 | 58,60 | 863 359 | 1 430 061 | 65,64 |
| ZAMBIA | 630 | 0 | -100,00 | 7 504 | 0 | -100,00 |
| BURUNDI | 18 827 | 0 | -100,00 | 63 342 | 0 | -100,00 |
| MAURITIUS | 805 004 | 1 083 396 | 34,58 | 2 325 125 | 2 447 462 | 5,26 |
| RWANDA | 0 | 40 198 | - | 0 | 97 861 | - |
| VIRGIN ISLANDS (BRITISH) | 0 | 12 153 | - | 0 | 34 322 | - |
| AUSTRALIA | 6 504 501 | 8 519 776 | 30,98 | 18 549 344 | 27 790 926 | 49,82 |
| NEW ZEALAND | 816 366 | 1 229 865 | 50,65 | 1 890 686 | 3 710 659 | 96,26 |
| PALAU | 0 | 57 | - | 0 | 163 | - |
| NEW CALEDONIA | 403 420 | 534 729 | 32,55 | 1 288 157 | 1 563 114 | 21,34 |
| VANUATU | 6 482 | 1 459 | -77,49 | 5 841 | 2 995 | -48,72 |
| FIJI | 250 905 | 68 865 | -72,55 | 381 750 | 202 294 | -47,01 |

TABEL 5. PERKEMBANGAN EKSPOR INDONESIA MENURUT KOMODITI DAN NEGARA TUJUAN

| JENIS BARANG | BERAT BERSIH (KG) | | PERUB | NILAI FOB (US \$) | | PERUB |
|-----------------------|-------------------|--------------------|--------------|--------------------|----------------------|---------------|
| | JAN-DES 2009 | JAN-DES 2010 | % | JAN-DES 2009 | JAN-DES 2010 | % |
| | (1) | (2) | (3) | (4) | (5) | (6) |
| SAMOA | 0 | 784 | - | 0 | 1 421 | - |
| TUVALU | 55 | 0 | -100,00 | 305 | 0 | -100,00 |
| EAST TIMOR | 716 131 | 1 779 811 | 148,53 | 718 168 | 710 757 | -1,03 |
| UNITED STATES | 22 902 699 | 64 928 869 | 183,50 | 62 505 231 | 187 149 890 | 199,41 |
| CANADA | 2 637 811 | 2 519 459 | -4,49 | 6 613 657 | 8 687 855 | 31,36 |
| MEXICO | 14 961 | 26 146 | 74,76 | 114 981 | 245 434 | 113,46 |
| GUATEMALA | 115 | 147 | 27,83 | 499 | 876 | 75,55 |
| PANAMA | 2 228 | 3 256 | 46,14 | 15 653 | 21 261 | 35,83 |
| CHILE | 0 | 253 | - | 0 | 906 | - |
| VENEZUELA | 23 | 0 | -100,00 | 34 | 0 | -100,00 |
| ARGENTINA | 230 | 6 712 | 2 818,26 | 261 | 16 195 | 6 104,98 |
| BRAZIL | 553 880 | 443 303 | -19,96 | 2 042 650 | 2 599 427 | 27,26 |
| COLOMBIA | 161 | 22 633 | 13 957,76 | 330 | 75 222 | 22 694,55 |
| URUGUAY | 1 | 436 | 43 500,00 | 3 | 1 426 | 47 433,33 |
| PERU | 18 253 | 2 575 | -85,89 | 50 292 | 28 477 | -43,38 |
| TRINIDAD AND TOBAGO | 0 | 144 | - | 0 | 1 229 | - |
| BAHAMAS | 14 | 3 | -78,57 | 59 | 21 | -64,41 |
| JAMAICA | 308 | 12 400 | 3 925,97 | 367 | 24 010 | 6 442,23 |
| PUERTO RICO | 38 464 | 101 017 | 162,63 | 76 826 | 274 698 | 257,56 |
| DOMINICAN REPUBLIC | 1 279 | 814 | -36,36 | 12 466 | 12 624 | 1,27 |
| COSTA RICA | 20 156 | 166 | -99,18 | 48 062 | 664 | -98,62 |
| HAITI | 964 | 0 | -100,00 | 2 844 | 0 | -100,00 |
| ARUBA | 24 | 76 | 216,67 | 55 | 36 | -34,55 |
| FRENCH GUIANA | 0 | 37 | - | 0 | 66 | - |
| FRENCH POLYNESIA | 1 516 | 66 247 | 4 269,85 | 1 332 | 187 688 | 13 990,69 |
| MARTINIQUE | 0 | 6 650 | - | 0 | 21 213 | - |
| NETHERLANDS ANTILLES | 1 400 | 116 | -91,71 | 1 097 | 2 444 | 122,79 |
| GUADELOUPE | 283 | 10 523 | 3 618,37 | 396 | 36 267 | 9 058,33 |
| SAINT KITTS AND NEVIS | 0 | 4 545 | - | 0 | 102 944 | - |
| UNITED KINGDOM | 783 125 | 793 077 | 1,27 | 3 994 257 | 4 026 363 | 0,80 |
| NETHERLANDS | 160 649 | 189 490 | 17,95 | 1 204 723 | 945 792 | -21,49 |
| FRANCE | 344 902 | 505 058 | 46,44 | 2 607 618 | 3 666 043 | 40,59 |
| GERMANY, FED. REP. OF | 990 771 | 1 446 522 | 46,00 | 2 619 944 | 4 645 550 | 77,31 |
| AUSTRIA | 3 427 | 19 640 | 473,10 | 7 687 | 103 602 | 1 247,76 |
| BELGIUM | 330 479 | 396 277 | 19,91 | 1 001 408 | 1 368 033 | 36,61 |
| SWITZERLAND | 3 014 | 210 | -93,03 | 13 179 | 1 722 | -86,93 |
| DENMARK | 24 858 | 58 867 | 136,81 | 43 413 | 169 972 | 291,52 |
| NORWAY | 17 332 | 63 184 | 264,55 | 93 426 | 179 405 | 92,03 |
| SWEDEN | 7 585 | 2 920 | -61,50 | 59 225 | 31 604 | -46,64 |
| FINLAND | 4 340 | 0 | -100,00 | 28 231 | 0 | -100,00 |
| IRELAND | 0 | 3 456 | - | 0 | 19 913 | - |
| ITALY | 201 372 | 308 113 | 53,01 | 730 459 | 1 058 978 | 44,97 |
| SPAIN | 119 508 | 498 093 | 316,79 | 601 997 | 1 523 701 | 153,11 |
| PORTUGAL | 16 879 | 6 457 | -61,75 | 23 711 | 31 400 | 32,43 |
| GREECE | 12 760 | 39 011 | 205,73 | 79 603 | 135 751 | 70,54 |
| HUNGARY | 1 252 | 4 046 | 223,16 | 7 855 | 25 538 | 225,12 |
| POLAND | 7 043 | 39 492 | 460,73 | 116 443 | 157 565 | 35,32 |
| ROMANIA | 0 | 4 563 | - | 0 | 27 042 | - |
| BULGARIA | 5 772 | 3 484 | -39,64 | 33 105 | 21 541 | -34,93 |
| UKRAINE | 1 012 496 | 13 714 | -98,65 | 1 961 280 | 84 127 | -95,71 |
| CROATIA | 4 355 | 0 | -100,00 | 31 711 | 0 | -100,00 |
| MALTA | 2 165 | 23 | -98,94 | 3 098 | 41 | -98,68 |
| SLOVAKIA | 20 | 0 | -100,00 | 202 | 0 | -100,00 |
| SLOVENIA | 775 | 6 796 | 776,90 | 2 963 | 25 049 | 745,39 |
| CZECH REPUBLIC | 18 379 | 175 794 | 856,49 | 80 501 | 487 869 | 506,04 |
| RUSSIA FEDERATION | 25 641 | 19 490 | -23,99 | 76 229 | 126 167 | 65,51 |
| -NIKEL | 69 482 519 | 112 687 598 | 62,18 | 584 071 371 | 1 435 873 060 | 145,84 |
| JAPAN | 68 419 037 | 111 704 613 | 63,27 | 581 342 009 | 1 430 849 531 | 146,13 |
| HONG KONG | 601 | 1 593 | 165,06 | 6 223 | 12 507 | 100,98 |
| KOREA, REPUBLIC OF | 583 920 | 722 964 | 23,81 | 1 752 798 | 2 998 835 | 71,09 |
| CHINA | 83 258 | 15 858 | -80,95 | 171 933 | 175 606 | 2,14 |
| THAILAND | 0 | 617 | - | 0 | 3 974 | - |
| SINGAPORE | 19 253 | 9 771 | -49,25 | 134 231 | 133 120 | -0,83 |
| MALAYSIA | 1 110 | 991 | -10,72 | 45 874 | 49 523 | 7,95 |
| VIET NAM | 28 027 | 1 | -100,00 | 157 130 | 1 | -100,00 |
| INDIA | 272 668 | 92 | -99,97 | 96 479 | 1 812 | -98,12 |
| UNITED ARAB EMIRATES | 13 | 0 | -100,00 | 680 | 0 | -100,00 |
| EGYPT | 32 | 1 014 | 3 068,75 | 168 | 32 700 | 19 364,29 |
| SOUTH AFRICA | 0 | 150 | - | 0 | 500 | - |
| AUSTRALIA | 0 | 3 665 | - | 0 | 4 788 | - |
| EAST TIMOR | 5 375 | 5 380 | 0,09 | 1 696 | 29 504 | 1 639,62 |
| UNITED STATES | 17 372 | 34 927 | 101,05 | 127 986 | 282 529 | 120,75 |
| CANADA | 0 | 250 | - | 0 | 232 | - |
| UNITED KINGDOM | 46 035 | 85 926 | 86,65 | 217 087 | 852 580 | 292,74 |
| NETHERLANDS | 5 493 | 34 998 | 537,14 | 16 821 | 191 128 | 1 036,25 |
| FRANCE | 0 | 14 | - | 0 | 10 | - |
| GERMANY, FED. REP. OF | 0 | 2 | - | 0 | 258 | - |

TABEL 5. PERKEMBANGAN EKSPOR INDONESIA MENURUT KOMODITI DAN NEGARA TUJUAN

| JENIS BARANG | BERAT BERSIH (KG) | | PERUB | NILAI FOB (US \$) | | PERUB |
|------------------------------|----------------------|----------------------|-------------|----------------------|----------------------|--------------|
| | JAN-DES 2009 | JAN-DES 2010 | % | JAN-DES 2009 | JAN-DES 2010 | % |
| | (1) | (2) | (3) | (4) | (5) | (6) |
| AUSTRIA | 25 | 0 | -100,00 | 156 | 0 | -100,00 |
| SWEDEN | 0 | 64 772 | - | 0 | 253 922 | - |
| ITALY | 300 | 0 | -100,00 | 100 | 0 | -100,00 |
| -BESI/BAJA | 1 699 678 805 | 1 822 103 385 | 7,20 | 1 995 057 411 | 2 569 542 544 | 28,80 |
| JAPAN | 70 346 163 | 102 931 501 | 46,32 | 165 562 239 | 232 849 840 | 40,64 |
| HONG KONG | 6 198 004 | 3 919 712 | -36,76 | 8 933 127 | 8 439 372 | -5,53 |
| KOREA, REPUBLIC OF | 59 681 592 | 56 427 235 | -5,45 | 130 492 666 | 175 585 330 | 34,56 |
| TAIWAN | 7 541 711 | 21 483 487 | 184,86 | 13 815 373 | 44 502 565 | 222,12 |
| CHINA | 213 008 788 | 133 399 523 | -37,37 | 92 732 962 | 86 329 133 | -6,91 |
| PAPUA NEW GUINEA | 3 428 372 | 63 519 214 | 1 752,75 | 6 187 910 | 57 769 269 | 833,58 |
| THAILAND | 39 713 678 | 40 108 094 | 0,99 | 67 909 144 | 75 084 843 | 10,57 |
| SINGAPORE | 339 353 270 | 437 737 611 | 28,99 | 359 726 777 | 505 936 803 | 40,64 |
| PHILIPPINES | 24 968 923 | 13 150 498 | -47,33 | 27 783 338 | 18 168 357 | -34,61 |
| MALAYSIA | 175 758 983 | 131 586 214 | -25,13 | 140 402 462 | 123 509 948 | -12,03 |
| MYANMAR (FORM. BURMA) | 10 377 562 | 84 410 576 | 713,40 | 7 466 143 | 49 834 308 | 567,47 |
| CAMBODIA | 13 653 | 353 | -97,41 | 159 217 | 3 299 | -97,93 |
| BRUNEI DARUSSALAM | 4 628 534 | 2 861 994 | -38,17 | 3 416 058 | 1 798 893 | -47,34 |
| LAO PEOPLE'S DEMOCRATIC REPU | 0 | 957 | - | 0 | 8 820 | - |
| BHUTAN | 0 | 251 599 | - | 0 | 658 487 | - |
| VIET NAM | 141 546 514 | 83 656 717 | -40,90 | 97 496 251 | 78 214 541 | -19,78 |
| MALDIVES | 60 963 | 202 098 | 231,51 | 179 811 | 234 675 | 30,51 |
| INDIA | 48 615 659 | 32 098 642 | -33,97 | 35 335 066 | 37 323 864 | 5,63 |
| PAKISTAN | 21 735 998 | 17 218 155 | -20,79 | 18 156 124 | 14 240 062 | -21,57 |
| BANGLADESH | 9 207 488 | 14 077 286 | 52,89 | 7 372 531 | 17 187 142 | 133,12 |
| SRI LANKA | 8 588 518 | 6 451 207 | -24,89 | 4 935 760 | 4 627 851 | -6,24 |
| AFGHANISTAN | 0 | 62 | - | 0 | 351 | - |
| IRAQ | 48 532 | 104 250 | 114,81 | 38 167 | 215 361 | 464,26 |
| IRAN (ISLAMIC REPUBLIC OF) | 72 108 190 | 63 213 482 | -12,34 | 113 437 413 | 68 266 326 | -39,82 |
| SAUDI ARABIA | 24 980 506 | 15 088 973 | -39,60 | 25 594 300 | 21 985 802 | -14,10 |
| ISRAEL | 4 952 | 83 204 | 1 580,21 | 92 032 | 131 772 | 43,18 |
| KUWAIT | 10 741 792 | 426 864 | -96,03 | 9 849 892 | 872 345 | -91,14 |
| JORDAN | 578 169 | 248 665 | -56,99 | 650 860 | 314 510 | -51,68 |
| LEBANON | 164 524 | 49 424 | -69,96 | 1 027 468 | 256 903 | -75,00 |
| YEMEN | 2 601 732 | 4 060 691 | 56,08 | 4 439 620 | 8 303 208 | 87,03 |
| OMAN | 14 451 123 | 11 914 469 | -17,55 | 18 306 219 | 8 057 399 | -55,99 |
| SYRIA ARAB REPUBLIC | 4 520 441 | 301 165 | -93,34 | 11 164 601 | 676 071 | -93,94 |
| TURKEY | 2 212 055 | 5 214 154 | 135,72 | 4 853 940 | 11 521 105 | 137,36 |
| UNITED ARAB EMIRATES | 29 275 620 | 26 514 915 | -9,43 | 24 547 554 | 32 918 413 | 34,10 |
| QATAR | 10 282 804 | 3 935 931 | -61,72 | 15 560 384 | 3 729 357 | -76,03 |
| BAHRAIN | 551 056 | 11 636 060 | 2 011,59 | 394 256 | 8 592 552 | 2 079,43 |
| CYPRUS | 295 470 | 41 426 | -85,98 | 289 429 | 109 123 | -62,30 |
| EGYPT | 5 482 033 | 622 330 | -88,65 | 7 549 039 | 2 373 811 | -68,55 |
| LIBYAN ARAB JAMAHIRIYA | 291 272 | 111 894 | -61,58 | 1 017 571 | 259 510 | -74,50 |
| MOROCCO | 796 | 44 674 | 5 512,31 | 1 419 | 99 625 | 6 920,79 |
| TUNISIA | 196 907 | 45 998 | -76,64 | 175 336 | 92 864 | -47,04 |
| ALGERIA | 4 389 190 | 2 235 469 | -49,07 | 11 927 291 | 7 738 535 | -35,12 |
| SUDAN | 405 094 | 36 903 | -90,89 | 442 963 | 92 073 | -79,21 |
| NAMIBIA | 322 | 691 | 114,60 | 746 | 1 202 | 61,13 |
| TANZANIA, UNITED REPUBLIC OF | 154 767 | 1 920 746 | 1 141,06 | 138 094 | 2 171 498 | 1 472,48 |
| MADAGASCAR | 2 831 596 | 3 527 726 | 24,58 | 2 296 918 | 3 136 481 | 36,55 |
| SOMALIA | 991 890 | 0 | -100,00 | 692 831 | 0 | -100,00 |
| KENYA | 502 321 | 56 212 | -88,81 | 913 698 | 1 176 516 | 28,76 |
| REUNION | 28 047 | 39 566 | 41,07 | 62 359 | 120 168 | 92,70 |
| MOZAMBIQUE | 162 148 | 62 768 | -61,29 | 328 515 | 78 350 | -76,15 |
| EQUATORIAL GUINEA | 0 | 1 | - | 0 | 146 | - |
| TOGO | 0 | 1 406 | - | 0 | 1 087 | - |
| GHANA | 580 831 | 984 821 | 69,55 | 533 413 | 2 077 067 | 289,39 |
| LIBERIA | 49 310 | 2 540 | -94,85 | 31 010 | 1 250 | -95,97 |
| ANGOLA | 9 472 473 | 17 025 149 | 79,73 | 33 105 114 | 46 769 163 | 41,27 |
| CONGO | 1 520 | 350 | -76,97 | 4 763 | 29 480 | 518,94 |
| CAMEROON | 43 442 | 38 782 | -10,73 | 103 865 | 270 136 | 160,08 |
| NIGERIA | 983 421 | 1 139 879 | 15,91 | 2 572 909 | 2 541 391 | -1,22 |
| SIERRA LEONE | 0 | 674 008 | - | 0 | 1 497 288 | - |
| GABON | 808 | 51 480 | 6 271,29 | 3 318 | 88 227 | 2 559,04 |
| COTE D'IVOIRE | 828 905 | 426 360 | -48,56 | 3 341 268 | 1 458 899 | -56,34 |
| SENEGAL | 9 965 | 16 726 | 67,85 | 29 211 | 26 148 | -10,49 |
| MAURITANIA | 316 354 | 286 364 | -9,48 | 1 146 707 | 809 952 | -29,37 |
| BENIN | 186 552 | 54 198 | -70,95 | 279 990 | 137 157 | -51,01 |
| BURKINA FASO | 3 646 | 2 | -99,95 | 11 036 | 8 | -99,93 |
| GUINEA BISSAU | 0 | 56 | - | 0 | 284 | - |
| GAMBIA | 0 | 723 | - | 0 | 107 | - |
| U.S. VIRGIN ISLANDS | 0 | 2 | - | 0 | 39 | - |
| SEYCHELLES | 16 160 | 63 761 | 294,56 | 47 768 | 130 655 | 173,52 |
| UGANDA | 3 614 | 2 | -99,94 | 11 991 | 72 | -99,40 |
| DJIBOUTI | 128 | 613 520 | 479 212,50 | 200 | 662 307 | 331 053,50 |
| SWAZILAND | 900 | 0 | -100,00 | 4 780 | 0 | -100,00 |
| SOUTH AFRICA | 1 541 254 | 819 022 | -46,86 | 3 708 275 | 2 266 584 | -38,88 |

TABEL 5. PERKEMBANGAN EKSPOR INDONESIA MENURUT KOMODITI DAN NEGARA TUJUAN

| JENIS BARANG | BERAT BERSIH (KG) | | PERUB | NILAI FOB (US \$) | | PERUB |
|-------------------------------|-------------------|--------------|------------|-------------------|--------------|-----------|
| | JAN-DES 2009 | JAN-DES 2010 | % | JAN-DES 2009 | JAN-DES 2010 | % |
| | (1) | (2) | (3) | (4) | (5) | (6) |
| ZIMBABWE | 4 258 | 0 | -100,00 | 8 258 | 0 | -100,00 |
| ZAMBIA | 26 062 | 0 | -100,00 | 52 463 | 0 | -100,00 |
| BURUNDI | 263 | 0 | -100,00 | 888 | 0 | -100,00 |
| MAURITIUS | 5 165 182 | 6 676 630 | 29,26 | 6 841 737 | 7 118 068 | 4,04 |
| VIRGIN ISLANDS (BRITISH) | 4 034 | 97 521 | 2 317,48 | 5 328 | 102 397 | 1 821,87 |
| AUSTRALIA | 96 896 361 | 165 894 426 | 71,21 | 108 366 974 | 217 762 982 | 100,95 |
| NEW ZEALAND | 6 480 051 | 10 565 183 | 63,04 | 6 074 882 | 10 062 776 | 65,65 |
| MICRONESIA, FEDERATED STATES | 6 520 | 0 | -100,00 | 20 921 | 0 | -100,00 |
| GUAM | 1 298 | 501 | -61,40 | 3 149 | 3 607 | 14,54 |
| PALAU | 3 | 664 | 22 033,33 | 60 | 5 233 | 8 621,67 |
| NEW CALEDONIA | 128 661 | 487 694 | 279,05 | 167 974 | 506 291 | 201,41 |
| NORTHERN MARIANA ISLANDS | 76 | 0 | -100,00 | 172 | 0 | -100,00 |
| SAINT VINCENT AND THE GRENADI | 0 | 48 | - | 0 | 112 | - |
| VANUATU | 9 837 | 10 329 | 5,00 | 23 633 | 15 761 | -33,31 |
| WALLIS AND FUTUNA ISLANDS | 377 | 1 874 | 397,08 | 939 | 3 599 | 283,28 |
| AMERICAN SAMOA | 0 | 233 | - | 0 | 330 | - |
| COOK ISLANDS | 1 794 | 162 | -90,97 | 6 727 | 2 985 | -55,63 |
| FIJI | 221 752 | 80 633 | -63,64 | 399 787 | 155 390 | -61,13 |
| SAMOA | 0 | 29 | - | 0 | 89 | - |
| SOLOMON ISLANDS | 0 | 77 513 | - | 0 | 89 919 | - |
| TONGA | 5 | 256 | 5 020,00 | 10 | 504 | 4 940,00 |
| TOKELAU | 58 766 | 0 | -100,00 | 51 282 | 0 | -100,00 |
| EAST TIMOR | 18 284 926 | 18 039 182 | -1,34 | 19 804 575 | 14 248 930 | -28,05 |
| UNITED STATES | 54 083 116 | 52 904 104 | -2,18 | 143 007 049 | 121 211 300 | -15,24 |
| CANADA | 5 759 125 | 5 837 584 | 1,36 | 10 615 056 | 11 038 639 | 3,99 |
| MEXICO | 5 109 502 | 670 213 | -86,88 | 13 346 232 | 2 518 673 | -81,13 |
| GUATEMALA | 77 118 | 189 219 | 145,36 | 212 939 | 524 156 | 146,15 |
| HONDURAS | 6 887 | 348 | -94,95 | 19 806 | 768 | -96,12 |
| NICARAGUA | 8 | 383 | 4 687,50 | 17 | 838 | 4 829,41 |
| PANAMA | 197 286 | 13 960 | -92,92 | 125 902 | 31 275 | -75,16 |
| SURINAME | 4 365 | 5 244 | 20,14 | 12 779 | 28 088 | 119,80 |
| CHILE | 212 243 | 161 612 | -23,86 | 330 006 | 570 838 | 72,98 |
| VENEZUELA | 701 651 | 2 160 | -99,69 | 2 159 192 | 3 133 | -99,85 |
| ARGENTINA | 130 702 | 1 248 958 | 855,58 | 1 404 917 | 3 454 759 | 145,90 |
| BRAZIL | 413 658 | 2 482 636 | 500,17 | 1 338 427 | 10 940 466 | 717,41 |
| COLOMBIA | 718 015 | 499 927 | -30,37 | 4 449 434 | 1 404 162 | -68,44 |
| BOLIVIA | 118 053 | 39 087 | -66,89 | 58 902 | 502 754 | 753,54 |
| URUGUAY | 53 743 | 3 307 | -93,85 | 41 504 | 6 597 | -84,11 |
| PARAGUAY | 106 186 | 36 169 | -65,94 | 198 664 | 74 744 | -62,38 |
| ECUADOR | 489 987 | 1 839 068 | 275,33 | 797 471 | 4 021 440 | 404,27 |
| PERU | 1 755 856 | 1 247 135 | -28,97 | 2 178 324 | 2 628 010 | 20,64 |
| TRINIDAD AND TOBAGO | 101 176 | 143 | -99,86 | 296 891 | 1 222 | -99,59 |
| BAHAMAS | 0 | 3 290 | - | 0 | 2 807 | - |
| JAMAICA | 847 | 650 | -23,26 | 753 | 1 918 | 154,71 |
| PUERTO RICO | 217 | 47 675 | 21 870,05 | 1 396 | 117 343 | 8 305,66 |
| BELIZE | 22 | 525 | 2 286,36 | 43 | 2 316 | 5 286,05 |
| DOMINICAN REPUBLIC | 3 615 | 857 | -76,29 | 4 511 | 1 056 | -76,59 |
| COSTA RICA | 17 595 | 3 688 | -79,04 | 21 482 | 3 730 | -82,64 |
| HAITI | 802 | 0 | -100,00 | 568 | 0 | -100,00 |
| BARBADOS | 23 361 | 21 025 | -10,00 | 17 540 | 19 614 | 11,82 |
| ANTIGUA AND BARBUDA | 55 | 749 | 1 261,82 | 84 | 1 855 | 2 108,33 |
| ANGUILLA | 80 | 0 | -100,00 | 162 | 0 | -100,00 |
| ARUBA | 10 | 13 791 | 137 810,00 | 25 | 9 114 | 36 356,00 |
| BERMUDA | 514 | 466 | -9,34 | 2 109 | 1 230 | -41,68 |
| CAPE VERDE | 0 | 1 | - | 0 | 14 | - |
| CAYMAN ISLANDS | 1 121 | 0 | -100,00 | 1 303 | 0 | -100,00 |
| DOMINICA | 0 | 1 730 | - | 0 | 3 013 | - |
| FRENCH GUIANA | 5 067 | 855 | -83,13 | 15 571 | 1 129 | -92,75 |
| FRENCH POLYNESIA | 15 435 | 4 405 | -71,46 | 22 216 | 10 357 | -53,38 |
| GRENADA | 690 | 0 | -100,00 | 2 811 | 0 | -100,00 |
| MARTINIQUE | 2 364 | 2 855 | 20,77 | 5 021 | 7 911 | 57,56 |
| NETHERLANDS ANTILLES | 10 039 | 1 235 | -87,70 | 18 972 | 11 034 | -41,84 |
| SAINT LUCIA | 11 478 | 0 | -100,00 | 13 244 | 0 | -100,00 |
| TURKS AND CAICOS ISLANDS | 1 933 | 0 | -100,00 | 6 245 | 0 | -100,00 |
| GUADELOUPE | 7 349 | 8 828 | 20,13 | 12 475 | 27 001 | 116,44 |
| SAINT KITTS AND NEVIS | 685 | 33 | -95,18 | 955 | 247 | -74,14 |
| UNITED KINGDOM | 11 756 420 | 7 400 293 | -37,05 | 15 676 432 | 19 259 350 | 22,86 |
| NETHERLANDS | 52 328 594 | 63 540 489 | 21,43 | 53 527 211 | 173 378 612 | 223,91 |
| FRANCE | 541 548 | 803 087 | 48,29 | 2 094 243 | 2 725 209 | 30,13 |
| GERMANY, FED. REP. OF | 7 949 596 | 10 719 771 | 34,85 | 13 657 566 | 19 909 969 | 45,78 |
| AUSTRIA | 468 758 | 121 872 | -74,00 | 464 178 | 213 812 | -53,94 |
| BELGIUM | 3 196 624 | 5 352 524 | 67,44 | 11 902 020 | 12 857 368 | 8,03 |
| SWITZERLAND | 23 100 679 | 19 923 747 | -13,75 | 63 512 659 | 93 131 800 | 46,64 |
| LUXEMBOURG | 0 | 137 806 | - | 0 | 363 808 | - |
| DENMARK | 6 592 318 | 1 942 989 | -70,53 | 3 268 153 | 4 172 173 | 27,66 |
| NORWAY | 23 684 | 189 669 | 700,83 | 114 792 | 2 227 781 | 1 840,71 |
| SWEDEN | 256 652 | 1 071 556 | 317,51 | 531 605 | 2 126 400 | 300,00 |
| FINLAND | 40 099 | 578 931 | 1 343,75 | 177 387 | 1 040 209 | 486,41 |

TABEL 5. PERKEMBANGAN EKSPOR INDONESIA MENURUT KOMODITI DAN NEGARA TUJUAN

| JENIS BARANG | BERAT BERSIH (KG) | | PERUB | NILAI FOB (US \$) | | PERUB |
|------------------------------|--------------------|--------------------|--------------|----------------------|----------------------|--------------|
| | JAN-DES 2009 | JAN-DES 2010 | % | JAN-DES 2009 | JAN-DES 2010 | % |
| | (1) | (2) | (3) | (4) | (5) | (6) |
| IRELAND | 611 078 | 6 043 | -99,01 | 439 659 | 19 538 | -95,56 |
| ITALY | 3 132 614 | 8 623 122 | 175,27 | 5 903 319 | 22 231 905 | 276,60 |
| SPAIN | 1 307 984 | 6 729 142 | 414,47 | 2 846 083 | 15 572 445 | 447,15 |
| PORTUGAL | 501 342 | 1 126 042 | 124,61 | 672 795 | 1 948 410 | 189,60 |
| ICELAND | 4 769 | 0 | -100,00 | 3 142 | 0 | -100,00 |
| GREECE | 126 994 | 68 939 | -45,71 | 398 230 | 288 625 | -27,52 |
| LIECHTENSTEIN | 5 | 0 | -100,00 | 306 | 0 | -100,00 |
| DEMOCRATIC REPUBLIC OF THE C | 19 800 | 19 800 | 0,00 | 16 500 | 16 500 | 0,00 |
| HUNGARY | 9 606 | 27 227 | 183,44 | 26 035 | 281 462 | 981,09 |
| POLAND | 293 012 | 1 722 705 | 487,93 | 794 327 | 4 264 706 | 436,90 |
| ROMANIA | 84 338 | 138 196 | 63,86 | 165 221 | 1 047 201 | 533,82 |
| BULGARIA | 1 753 | 5 263 | 200,23 | 1 538 | 42 342 | 2 653,06 |
| YUGOSLAVIA | 1 022 | 98 | -90,41 | 2 588 | 392 | -84,85 |
| AZERBAIJAN | 4 | 462 | 11 450,00 | 735 | 2 319 | 215,51 |
| KAZAKHSTAN | 564 408 | 57 256 | -89,86 | 2 365 161 | 775 869 | -67,20 |
| UKRAINE | 77 910 | 88 389 | 13,45 | 162 732 | 245 505 | 50,86 |
| LITHUANIA | 2 051 | 0 | -100,00 | 6 092 | 0 | -100,00 |
| LATVIA | 181 | 3 017 | 1 566,85 | 782 | 47 598 | 5 986,70 |
| ESTONIA | 276 262 | 461 787 | 67,16 | 402 634 | 990 192 | 145,93 |
| GEORGIA | 0 | 48 231 | - | 0 | 41 301 | - |
| CROATIA | 20 116 | 12 177 | -39,47 | 66 867 | 29 869 | -55,33 |
| MALTA | 699 | 183 | -73,82 | 1 176 | 418 | -64,46 |
| SLOVAKIA | 46 709 | 4 521 | -90,32 | 75 932 | 52 896 | -30,34 |
| SLOVENIA | 41 555 | 9 695 | -76,67 | 133 835 | 34 061 | -74,55 |
| CZECH REPUBLIC | 364 366 | 90 593 | -75,14 | 956 776 | 472 715 | -50,59 |
| REP. OF MACEDONIA | 9 862 | 0 | -100,00 | 10 243 | 0 | -100,00 |
| RUSSIA FEDERATION | 1 426 206 | 2 620 433 | 83,73 | 3 316 208 | 6 101 180 | 83,98 |
| -TEMBAGA | 324 752 179 | 317 985 391 | -2,08 | 2 367 120 619 | 3 305 776 560 | 39,65 |
| JAPAN | 9 221 677 | 7 023 715 | -23,83 | 563 777 331 | 839 441 897 | 48,90 |
| HONG KONG | 6 737 609 | 8 461 474 | 25,59 | 33 854 216 | 58 107 635 | 71,64 |
| KOREA, REPUBLIC OF | 7 074 754 | 5 424 113 | -23,33 | 241 053 148 | 258 313 970 | 7,16 |
| TAIWAN | 19 592 553 | 19 441 667 | -0,77 | 110 076 659 | 138 379 924 | 25,71 |
| CHINA | 77 140 701 | 53 305 000 | -30,90 | 308 801 433 | 317 749 131 | 2,90 |
| PAPUA NEW GUINEA | 0 | 57 | - | 0 | 403 | - |
| THAILAND | 58 311 995 | 73 168 688 | 25,48 | 304 747 996 | 548 912 093 | 80,12 |
| SINGAPORE | 22 118 812 | 10 716 097 | -51,55 | 102 718 875 | 84 542 925 | -17,69 |
| PHILIPPINES | 9 739 502 | 12 891 665 | 32,36 | 55 118 121 | 96 525 458 | 75,12 |
| MALAYSIA | 97 750 906 | 104 789 950 | 7,20 | 557 770 234 | 805 830 589 | 44,47 |
| MYANMAR (FORM. BURMA) | 0 | 15 | - | 0 | 84 | - |
| CAMBODIA | 0 | 46 | - | 0 | 484 | - |
| BRUNEI DARUSSALAM | 1 976 | 5 295 | 167,97 | 10 517 | 23 917 | 127,41 |
| LAO PEOPLE'S DEMOCRATIC REPU | 247 | 0 | -100,00 | 9 582 | 0 | -100,00 |
| NEPAL | 64 476 | 39 947 | -38,04 | 310 752 | 273 237 | -12,07 |
| VIET NAM | 11 642 823 | 16 214 203 | 39,26 | 62 122 327 | 111 628 503 | 79,69 |
| MALDIVES | 4 609 | 6 567 | 42,48 | 34 137 | 29 566 | -13,39 |
| INDIA | 1 313 818 | 1 556 354 | 18,46 | 6 923 702 | 11 558 279 | 66,94 |
| PAKISTAN | 1 694 354 | 2 499 437 | 47,52 | 7 934 921 | 18 529 432 | 133,52 |
| BANGLADESH | 367 530 | 686 138 | 86,69 | 1 709 703 | 4 788 552 | 180,08 |
| SRI LANKA | 2 | 1 | -50,00 | 40 | 22 | -45,00 |
| IRAN (ISLAMIC REPUBLIC OF) | 3 215 | 1 619 | -49,64 | 55 029 | 19 953 | -63,74 |
| SAUDI ARABIA | 5 227 | 0 | -100,00 | 83 575 | 0 | -100,00 |
| ISRAEL | 0 | 78 | - | 0 | 472 | - |
| KUWAIT | 2 117 | 1 215 | -42,61 | 9 587 | 1 815 | -81,07 |
| YEMEN | 40 494 | 3 805 | -90,60 | 134 386 | 14 410 | -89,28 |
| OMAN | 531 | 1 219 | 129,57 | 4 017 | 4 272 | 6,35 |
| TURKEY | 0 | 5 040 | - | 0 | 34 524 | - |
| UNITED ARAB EMIRATES | 1 293 | 249 | -80,74 | 9 125 | 8 120 | -11,01 |
| BAHRAIN | 59 | 201 | 240,68 | 656 | 1 021 | 55,64 |
| MOROCCO | 100 | 0 | -100,00 | 2 428 | 0 | -100,00 |
| ALGERIA | 255 | 0 | -100,00 | 2 772 | 0 | -100,00 |
| SUDAN | 18 | 0 | -100,00 | 550 | 0 | -100,00 |
| ETHIOPIA | 8 794 | 3 907 | -55,57 | 31 911 | 1 270 | -96,02 |
| TANZANIA, UNITED REPUBLIC OF | 978 | 1 449 | 48,16 | 2 399 | 4 495 | 87,37 |
| MADAGASCAR | 57 246 | 0 | -100,00 | 32 802 | 0 | -100,00 |
| KENYA | 0 | 917 | - | 0 | 108 | - |
| REUNION | 0 | 25 | - | 0 | 129 | - |
| MOZAMBIQUE | 545 | 0 | -100,00 | 1 551 | 0 | -100,00 |
| EQUATORIAL GUINEA | 0 | 1 301 | - | 0 | 4 664 | - |
| GHANA | 2 621 | 0 | -100,00 | 480 | 0 | -100,00 |
| ANGOLA | 41 | 1 | -97,56 | 513 | 8 | -98,44 |
| CONGO | 7 628 | 26 686 | 249,84 | 26 789 | 93 355 | 248,48 |
| NIGERIA | 22 | 0 | -100,00 | 930 | 0 | -100,00 |
| SEYCHELLES | 1 195 | 1 377 | 15,23 | 975 | 7 906 | 710,87 |
| UGANDA | 0 | 7 550 | - | 0 | 725 | - |
| SAO TOME AND PRINCIPE | 0 | 586 | - | 0 | 2 900 | - |
| SOUTH AFRICA | 739 | 777 | 5,14 | 1 467 | 2 636 | 79,69 |
| MAURITIUS | 504 | 944 | 87,30 | 621 | 3 754 | 504,51 |

TABEL 5. PERKEMBANGAN EKSPOR INDONESIA MENURUT KOMODITI DAN NEGARA TUJUAN

| JENIS BARANG | BERAT BERSIH (KG) | | PERUB % | NILAI FOB (US \$) | | PERUB % |
|------------------------------|-------------------|------------------|---------------|-------------------|------------------|---------------|
| | JAN-DES 2009 | JAN-DES 2010 | | JAN-DES 2009 | JAN-DES 2010 | |
| (1) | (2) | (3) | (4) | (5) | (6) | (7) |
| VIRGIN ISLANDS (BRITISH) | 1 150 | 27 | -97,65 | 3 800 | 164 | -95,68 |
| AUSTRALIA | 280 345 | 136 327 | -51,37 | 1 568 864 | 1 054 344 | -32,80 |
| NEW ZEALAND | 218 997 | 205 635 | -6,10 | 118 656 | 276 594 | 133,11 |
| PALAU | 1 | 0 | -100,00 | 19 | 0 | -100,00 |
| VANUATU | 168 | 109 | -35,12 | 186 | 466 | 150,54 |
| COOK ISLANDS | 0 | 1 | - | 0 | 19 | - |
| FIJI | 2 149 | 990 | -53,93 | 18 512 | 10 822 | -41,54 |
| TUVALU | 437 | 0 | -100,00 | 655 | 0 | -100,00 |
| EAST TIMOR | 40 640 | 44 230 | 8,83 | 17 306 | 30 092 | 73,88 |
| UNITED STATES | 1 009 117 | 965 997 | -4,27 | 5 780 804 | 7 047 241 | 21,91 |
| CANADA | 68 495 | 51 005 | -25,53 | 469 983 | 550 893 | 17,22 |
| MEXICO | 416 | 2 365 | 468,51 | 700 | 4 470 | 538,57 |
| PANAMA | 199 | 0 | -100,00 | 393 | 0 | -100,00 |
| CHILE | 66 | 141 | 113,64 | 331 | 362 | 9,37 |
| VENEZUELA | 0 | 332 | - | 0 | 397 | - |
| BRAZIL | 72 334 | 120 102 | 66,04 | 716 364 | 959 728 | 33,97 |
| BOLIVIA | 0 | 556 | - | 0 | 8 686 | - |
| DOMINICAN REPUBLIC | 0 | 277 | - | 0 | 544 | - |
| COSTA RICA | 130 | 0 | -100,00 | 182 | 0 | -100,00 |
| ANTIGUA AND BARBUDA | 0 | 248 | - | 0 | 573 | - |
| ANGUILLA | 0 | 1 697 | - | 0 | 5 375 | - |
| NETHERLANDS ANTILLES | 143 | 0 | -100,00 | 314 | 0 | -100,00 |
| GUADELOUPE | 0 | 190 | - | 0 | 270 | - |
| UNITED KINGDOM | 13 355 | 8 897 | -33,38 | 193 426 | 39 436 | -79,61 |
| NETHERLANDS | 31 945 | 67 196 | 110,35 | 262 635 | 336 163 | 28,00 |
| FRANCE | 3 035 | 14 480 | 377,10 | 82 172 | 115 306 | 40,32 |
| GERMANY, FED. REP. OF | 47 396 | 8 740 | -81,56 | 127 903 | 10 067 | -92,13 |
| AUSTRIA | 1 259 | 1 453 | 15,41 | 5 031 | 4 494 | -10,67 |
| BELGIUM | 13 998 | 57 670 | 311,99 | 250 033 | 409 072 | 63,61 |
| SWITZERLAND | 16 | 259 | 1 518,75 | 50 | 1 370 | 2 640,00 |
| DENMARK | 559 | 0 | -100,00 | 522 | 0 | -100,00 |
| NORWAY | 1 | 22 | 2 100,00 | 1 374 | 311 | -77,37 |
| SWEDEN | 239 | 416 | 74,06 | 703 | 1 391 | 97,87 |
| IRELAND | 0 | 75 | - | 0 | 659 | - |
| ITALY | 4 496 | 748 | -83,36 | 16 778 | 4 139 | -75,33 |
| SPAIN | 22 346 | 1 530 | -93,15 | 68 186 | 7 003 | -89,73 |
| PORTUGAL | 43 | 0 | -100,00 | 1 224 | 0 | -100,00 |
| GREECE | 10 | 954 | 9 440,00 | 116 | 3 847 | 3 216,38 |
| POLAND | 0 | 207 | - | 0 | 250 | - |
| ROMANIA | 0 | 223 | - | 0 | 525 | - |
| BULGARIA | 6 014 | 31 | -99,48 | 27 912 | 484 | -98,27 |
| GEORGIA | 0 | 26 | - | 0 | 79 | - |
| SLOVAKIA | 339 | 0 | -100,00 | 3 505 | 0 | -100,00 |
| CZECH REPUBLIC | 375 | 2 858 | 662,13 | 5 723 | 48 278 | 743,58 |
| RUSSIA FEDERATION | 0 | 2 | - | 0 | 8 | - |
| -SENG | 5 443 285 | 3 149 715 | -42,14 | 5 857 794 | 4 185 881 | -28,54 |
| JAPAN | 1 213 657 | 395 885 | -67,38 | 1 435 508 | 797 586 | -44,44 |
| HONG KONG | 0 | 47 | - | 0 | 250 | - |
| KOREA, REPUBLIC OF | 0 | 55 172 | - | 0 | 20 000 | - |
| TAIWAN | 1 232 106 | 1 078 581 | -12,46 | 612 788 | 708 267 | 15,58 |
| CHINA | 380 769 | 66 177 | -82,62 | 251 860 | 190 860 | -24,22 |
| PAPUA NEW GUINEA | 0 | 217 | - | 0 | 1 417 | - |
| THAILAND | 35 799 | 60 000 | 67,60 | 30 918 | 46 120 | 49,17 |
| SINGAPORE | 275 402 | 357 538 | 29,82 | 330 385 | 1 235 743 | 274,03 |
| PHILIPPINES | 78 178 | 97 518 | 24,74 | 150 108 | 182 225 | 21,40 |
| MALAYSIA | 100 134 | 62 586 | -37,50 | 123 719 | 84 136 | -31,99 |
| VIET NAM | 1 880 | 1 533 | -18,46 | 6 291 | 10 397 | 65,27 |
| MALDIVES | 0 | 30 | - | 0 | 12 | - |
| INDIA | 19 000 | 58 006 | 205,29 | 16 430 | 96 968 | 490,19 |
| AFGHANISTAN | 0 | 288 | - | 0 | 49 | - |
| LEBANON | 2 845 | 1 583 | -44,36 | 12 174 | 7 951 | -34,69 |
| EGYPT | 3 | 0 | -100,00 | 5 | 0 | -100,00 |
| TANZANIA, UNITED REPUBLIC OF | 428 | 0 | -100,00 | 4 252 | 0 | -100,00 |
| KENYA | 0 | 132 | - | 0 | 150 | - |
| LIBERIA | 560 | 1 844 | 229,29 | 6 080 | 722 | -88,13 |
| NIGERIA | 26 990 | 0 | -100,00 | 22 200 | 0 | -100,00 |
| BENIN | 0 | 1 088 | - | 0 | 3 950 | - |
| GAMBIA | 621 | 0 | -100,00 | 1 115 | 0 | -100,00 |
| AUSTRALIA | 882 | 1 509 | 71,09 | 7 455 | 5 470 | -26,63 |
| NEW ZEALAND | 10 | 0 | -100,00 | 36 | 0 | -100,00 |
| EAST TIMOR | 2 021 882 | 855 778 | -57,67 | 2 787 684 | 733 689 | -73,68 |
| UNITED STATES | 3 313 | 52 846 | 1 495,11 | 3 135 | 58 949 | 1 780,35 |
| GUATEMALA | 135 | 0 | -100,00 | 188 | 0 | -100,00 |
| UNITED KINGDOM | 0 | 88 | - | 0 | 200 | - |
| NETHERLANDS | 418 | 241 | -42,34 | 392 | 345 | -11,99 |
| GERMANY, FED. REP. OF | 1 | 0 | -100,00 | 19 | 0 | -100,00 |
| ITALY | 2 | 137 | 6 750,00 | 36 | 257 | 613,89 |

TABEL 5. PERKEMBANGAN EKSPOR INDONESIA MENURUT KOMODITI DAN NEGARA TUJUAN

| JENIS BARANG | BERAT BERSIH (KG) | | PERUB | NILAI FOB (US \$) | | PERUB |
|--------------------------------|--------------------|--------------------|--------------|--------------------|--------------------|--------------|
| | JAN-DES 2009 | JAN-DES 2010 | % | JAN-DES 2009 | JAN-DES 2010 | % |
| | (1) | (2) | (3) | (4) | (5) | (6) |
| PORTUGAL | 48 270 | 891 | -98,15 | 55 016 | 168 | -99,69 |
| -LOGAM TIDAK MULIA LAIN | 182 008 320 | 168 922 101 | -7,19 | 194 761 104 | 240 579 585 | 23,53 |
| JAPAN | 5 428 707 | 9 134 187 | 68,26 | 28 318 449 | 28 745 590 | 1,51 |
| HONG KONG | 901 348 | 1 442 099 | 59,99 | 3 071 637 | 4 729 063 | 53,96 |
| KOREA, REPUBLIC OF | 437 304 | 640 015 | 46,35 | 1 092 058 | 1 738 376 | 59,18 |
| TAIWAN | 156 886 | 2 681 714 | 1 609,34 | 463 679 | 6 363 291 | 1 272,35 |
| CHINA | 134 519 543 | 40 630 939 | -69,80 | 10 610 011 | 5 699 487 | -46,28 |
| MONGOLIA | 0 | 41 000 | - | 0 | 54 020 | - |
| MACAU | 2 | 4 467 | 223 250,00 | 2 | 28 715 | 1 435 650,00 |
| PAPUA NEW GUINEA | 857 761 | 1 775 492 | 106,99 | 2 806 591 | 4 627 551 | 64,88 |
| THAILAND | 3 378 831 | 4 251 316 | 25,82 | 22 557 304 | 28 637 574 | 26,95 |
| SINGAPORE | 13 025 912 | 10 786 291 | -17,19 | 30 090 765 | 27 336 744 | -9,15 |
| PHILIPPINES | 1 767 387 | 1 362 575 | -22,90 | 5 865 885 | 5 393 703 | -8,05 |
| MALAYSIA | 3 692 814 | 72 729 671 | 1 869,49 | 13 029 880 | 25 017 009 | 92,00 |
| MYANMAR (FORM. BURMA) | 0 | 1 280 | - | 0 | 4 304 | - |
| CAMBODIA | 12 478 | 3 044 | -75,61 | 58 666 | 7 366 | -87,44 |
| BRUNEI DARUSSALAM | 70 363 | 116 966 | 66,23 | 379 079 | 1 315 923 | 247,14 |
| LAO PEOPLE'S DEMOCRATIC REPU | 13 093 | 1 841 | -85,94 | 83 785 | 6 564 | -92,17 |
| NEPAL | 0 | 1 | - | 0 | 2 | - |
| VIET NAM | 2 581 016 | 3 956 240 | 53,28 | 16 056 750 | 23 927 798 | 49,02 |
| MALDIVES | 28 337 | 36 466 | 28,69 | 79 507 | 95 131 | 19,65 |
| INDIA | 600 034 | 939 684 | 56,61 | 2 635 882 | 5 258 716 | 99,50 |
| PAKISTAN | 251 385 | 213 514 | -15,06 | 904 748 | 953 601 | 5,40 |
| BANGLADESH | 63 998 | 53 359 | -16,62 | 176 920 | 328 972 | 85,94 |
| SRI LANKA | 161 868 | 110 331 | -31,84 | 361 126 | 237 209 | -34,31 |
| AFGHANISTAN | 210 | 0 | -100,00 | 688 | 0 | -100,00 |
| IRAQ | 0 | 18 528 | - | 0 | 28 274 | - |
| IRAN (ISLAMIC REPUBLIC OF) | 174 138 | 196 782 | 13,00 | 614 898 | 773 955 | 25,87 |
| SAUDI ARABIA | 211 997 | 398 372 | 87,91 | 289 703 | 748 618 | 158,41 |
| ISRAEL | 19 109 | 28 817 | 50,80 | 144 370 | 35 660 | -75,30 |
| KUWAIT | 35 374 | 36 087 | 2,02 | 177 185 | 68 583 | -61,29 |
| JORDAN | 27 812 | 45 334 | 63,00 | 56 304 | 81 330 | 44,45 |
| LEBANON | 83 192 | 53 777 | -35,36 | 327 966 | 123 540 | -62,33 |
| YEMEN | 21 240 | 2 002 | -90,57 | 23 916 | 4 050 | -83,07 |
| OMAN | 111 217 | 127 264 | 14,43 | 166 970 | 151 949 | -9,00 |
| SYRIA ARAB REPUBLIC | 112 340 | 313 418 | 178,99 | 128 280 | 424 477 | 230,90 |
| TURKEY | 28 060 | 52 806 | 88,19 | 259 763 | 375 719 | 44,64 |
| UNITED ARAB EMIRATES | 875 449 | 1 968 771 | 124,89 | 1 965 623 | 2 673 872 | 36,03 |
| QATAR | 75 128 | 201 224 | 167,84 | 170 417 | 292 416 | 71,59 |
| BAHRAIN | 131 499 | 17 412 | -86,76 | 150 933 | 16 631 | -88,98 |
| CYPRUS | 13 024 | 24 532 | 88,36 | 34 725 | 96 371 | 177,53 |
| EGYPT | 24 498 | 23 765 | -2,99 | 98 836 | 301 199 | 204,75 |
| LIBYAN ARAB JAMAHIRIYA | 139 550 | 96 144 | -31,10 | 145 454 | 140 675 | -3,29 |
| MOROCCO | 147 | 6 445 | 4 284,35 | 1 085 | 42 193 | 3 788,76 |
| ALGERIA | 1 140 | 2 866 | 151,40 | 12 329 | 15 300 | 24,10 |
| SUDAN | 1 | 0 | -100,00 | 60 | 0 | -100,00 |
| ETHIOPIA | 2 340 | 9 378 | 300,77 | 30 959 | 2 084 | -93,27 |
| TANZANIA, UNITED REPUBLIC OF | 53 748 | 60 384 | 12,35 | 122 291 | 165 911 | 35,67 |
| MADAGASCAR | 6 050 | 21 468 | 254,84 | 2 789 | 24 992 | 796,09 |
| KENYA | 208 927 | 83 684 | -59,95 | 921 507 | 312 174 | -66,12 |
| REUNION | 12 907 | 12 279 | -4,87 | 14 013 | 14 292 | 1,99 |
| MOZAMBIQUE | 8 412 | 0 | -100,00 | 78 201 | 0 | -100,00 |
| BOTSWANA | 70 | 214 | 205,71 | 135 | 279 | 106,67 |
| EQUATORIAL GUINEA | 0 | 25 | - | 0 | 3 307 | - |
| TOGO | 53 | 127 | 139,62 | 105 | 102 | -2,86 |
| GHANA | 198 | 0 | -100,00 | 68 398 | 0 | -100,00 |
| LIBERIA | 3 515 | 1 393 | -60,37 | 111 798 | 25 832 | -76,89 |
| GUINEA | 81 | 75 | -7,41 | 76 | 34 | -55,26 |
| ANGOLA | 16 163 | 64 116 | 296,68 | 98 777 | 86 411 | -12,52 |
| CONGO | 177 | 64 | -63,84 | 1 258 | 84 | -93,32 |
| CAMEROON | 0 | 173 | - | 0 | 200 | - |
| NIGERIA | 201 064 | 35 644 | -82,27 | 296 112 | 279 526 | -5,60 |
| SIERRA LEONE | 3 409 | 0 | -100,00 | 17 890 | 0 | -100,00 |
| GABON | 0 | 2 634 | - | 0 | 1 625 | - |
| COTE D'IVOIRE | 7 960 | 678 | -91,48 | 81 803 | 2 519 | -96,92 |
| SENEGAL | 916 | 1 338 | 46,07 | 1 146 | 6 420 | 460,21 |
| BENIN | 867 | 0 | -100,00 | 1 530 | 0 | -100,00 |
| BURKINA FASO | 10 | 0 | -100,00 | 300 | 0 | -100,00 |
| GAMBIA | 29 838 | 673 | -97,74 | 76 810 | 115 | -99,85 |
| SEYCHELLES | 3 157 | 1 310 | -58,50 | 1 626 | 8 310 | 411,07 |
| UGANDA | 38 156 | 6 517 | -82,92 | 211 954 | 17 010 | -91,97 |
| DJIBOUTI | 0 | 66 209 | - | 0 | 85 732 | - |
| SOUTH AFRICA | 824 606 | 734 473 | -10,93 | 2 509 433 | 2 963 484 | 18,09 |
| COMOROS | 0 | 1 383 | - | 0 | 3 473 | - |
| MAURITIUS | 7 688 | 9 936 | 29,24 | 28 045 | 50 215 | 79,05 |
| VIRGIN ISLANDS (BRITISH) | 6 | 48 | 700,00 | 109 | 293 | 168,81 |
| AUSTRALIA | 1 924 169 | 2 101 276 | 9,20 | 8 723 166 | 11 373 858 | 30,39 |

TABEL 5. PERKEMBANGAN EKSPOR INDONESIA MENURUT KOMODITI DAN NEGARA TUJUAN

| JENIS BARANG | BERAT BERSIH (KG) | | PERUB | NILAI FOB (US \$) | | PERUB |
|-------------------------------|-------------------|--------------|----------|-------------------|--------------|----------|
| | JAN-DES 2009 | JAN-DES 2010 | % | JAN-DES 2009 | JAN-DES 2010 | % |
| | (1) | (2) | (3) | (4) | (5) | (6) |
| NEW ZEALAND | 78 616 | 139 988 | 78,07 | 454 515 | 840 660 | 84,96 |
| GUAM | 19 091 | 15 049 | -21,17 | 35 482 | 25 879 | -27,06 |
| PALAU | 7 | 414 | 5 814,29 | 138 | 3 571 | 2 487,68 |
| NEW CALEDONIA | 143 333 | 178 857 | 24,78 | 451 763 | 505 836 | 11,97 |
| NORTHERN MARIANA ISLANDS | 57 | 57 | 0,00 | 126 | 197 | 56,35 |
| SAINT VINCENT AND THE GRENADI | 0 | 20 | - | 0 | 29 | - |
| VANUATU | 19 924 | 6 721 | -66,27 | 39 159 | 14 322 | -63,43 |
| AMERICAN SAMOA | 146 | 1 142 | 682,19 | 90 | 3 040 | 3 277,78 |
| COOK ISLANDS | 66 | 1 000 | 1 415,15 | 98 | 2 940 | 2 900,00 |
| FIJI | 32 370 | 14 723 | -54,52 | 145 203 | 92 741 | -36,13 |
| SAMOA | 2 899 | 2 379 | -17,94 | 15 946 | 4 443 | -72,14 |
| SOLOMON ISLANDS | 8 | 386 | 4 725,00 | 54 | 308 | 470,37 |
| TOKELAU | 7 294 | 0 | -100,00 | 6 367 | 0 | -100,00 |
| EAST TIMOR | 1 397 208 | 998 567 | -28,53 | 1 454 400 | 1 098 175 | -24,49 |
| UNITED STATES | 1 633 073 | 2 372 062 | 45,25 | 12 553 681 | 21 636 619 | 72,35 |
| CANADA | 182 509 | 181 898 | -0,33 | 907 046 | 1 409 386 | 55,38 |
| MEXICO | 14 772 | 21 638 | 46,48 | 47 015 | 87 134 | 85,33 |
| GUATEMALA | 329 | 0 | -100,00 | 656 | 0 | -100,00 |
| HONDURAS | 96 | 0 | -100,00 | 336 | 0 | -100,00 |
| PANAMA | 66 715 | 115 986 | 73,85 | 505 327 | 515 934 | 2,10 |
| SURINAME | 9 576 | 274 | -97,14 | 15 625 | 811 | -94,81 |
| CHILE | 8 815 | 29 982 | 240,12 | 114 188 | 208 720 | 82,79 |
| VENEZUELA | 7 350 | 7 865 | 7,01 | 60 987 | 10 881 | -82,16 |
| ARGENTINA | 65 663 | 77 437 | 17,93 | 1 304 233 | 778 243 | -40,33 |
| BRAZIL | 130 950 | 109 913 | -16,06 | 2 013 659 | 1 661 720 | -17,48 |
| COLOMBIA | 5 629 | 48 141 | 755,23 | 36 916 | 227 638 | 516,64 |
| BOLIVIA | 0 | 2 813 | - | 0 | 24 869 | - |
| URUGUAY | 867 | 8 389 | 867,59 | 2 300 | 73 218 | 3 083,39 |
| ECUADOR | 618 | 2 242 | 262,78 | 9 816 | 11 024 | 12,31 |
| PERU | 847 | 2 102 | 148,17 | 1 405 | 40 471 | 2 780,50 |
| TRINIDAD AND TOBAGO | 18 216 | 21 622 | 18,70 | 46 033 | 54 196 | 17,73 |
| BAHAMAS | 0 | 291 | - | 0 | 227 | - |
| JAMAICA | 460 | 14 197 | 2 986,30 | 2 709 | 30 844 | 1 038,58 |
| PUERTO RICO | 472 | 492 | 4,24 | 2 245 | 4 247 | 89,18 |
| BELIZE | 3 | 0 | -100,00 | 9 | 0 | -100,00 |
| DOMINICAN REPUBLIC | 5 038 | 1 602 | -68,20 | 18 902 | 6 677 | -64,68 |
| COSTA RICA | 1 398 | 877 | -37,27 | 1 743 | 2 353 | 35,00 |
| HAITI | 535 | 0 | -100,00 | 461 | 0 | -100,00 |
| BARBADOS | 10 205 | 10 325 | 1,18 | 26 220 | 28 720 | 9,53 |
| ANTIGUA AND BARBUDA | 103 | 14 | -86,41 | 290 | 63 | -78,28 |
| ANGUILLA | 359 | 0 | -100,00 | 1 278 | 0 | -100,00 |
| ARUBA | 892 | 0 | -100,00 | 832 | 0 | -100,00 |
| BERMUDA | 806 | 143 | -82,26 | 4 965 | 793 | -84,03 |
| DOMINICA | 0 | 78 | - | 0 | 172 | - |
| FRENCH GUIANA | 1 911 | 949 | -50,34 | 4 451 | 944 | -78,79 |
| FRENCH POLYNESIA | 25 513 | 23 429 | -8,17 | 50 678 | 57 440 | 13,34 |
| GRENADA | 0 | 6 784 | - | 0 | 13 064 | - |
| MARTINIQUE | 972 | 0 | -100,00 | 1 454 | 0 | -100,00 |
| NETHERLANDS ANTILLES | 1 510 | 10 298 | 581,99 | 5 197 | 12 509 | 140,70 |
| SAINT LUCIA | 7 963 | 0 | -100,00 | 24 924 | 0 | -100,00 |
| TURKS AND CAICOS ISLANDS | 93 | 0 | -100,00 | 2 387 | 0 | -100,00 |
| GUADELOUPE | 1 846 | 3 148 | 70,53 | 5 429 | 4 371 | -19,49 |
| UNITED KINGDOM | 397 842 | 632 907 | 59,09 | 2 101 156 | 2 746 436 | 30,71 |
| NETHERLANDS | 268 683 | 233 077 | -13,25 | 2 178 209 | 1 175 347 | -46,04 |
| FRANCE | 283 669 | 169 855 | -40,12 | 799 820 | 550 595 | -31,16 |
| GERMANY, FED. REP. OF | 2 271 635 | 4 151 479 | 82,75 | 6 425 071 | 10 116 099 | 57,45 |
| AUSTRIA | 8 948 | 2 178 | -75,66 | 27 784 | 26 193 | -5,73 |
| BELGIUM | 108 602 | 212 215 | 95,41 | 216 041 | 532 573 | 146,51 |
| SWITZERLAND | 27 756 | 32 102 | 15,66 | 415 344 | 357 599 | -13,90 |
| LUXEMBOURG | 914 | 0 | -100,00 | 998 | 0 | -100,00 |
| DENMARK | 137 500 | 138 016 | 0,38 | 361 265 | 232 311 | -35,70 |
| NORWAY | 2 216 | 2 965 | 33,80 | 75 790 | 11 963 | -84,22 |
| SWEDEN | 95 788 | 71 035 | -25,84 | 1 862 293 | 320 615 | -82,78 |
| FINLAND | 3 422 | 4 721 | 37,96 | 54 022 | 4 282 | -92,07 |
| IRELAND | 70 145 | 61 170 | -12,79 | 157 583 | 176 558 | 12,04 |
| ITALY | 472 730 | 371 805 | -21,35 | 1 183 713 | 943 535 | -20,29 |
| SPAIN | 381 416 | 461 310 | 20,95 | 1 077 958 | 961 985 | -10,76 |
| PORTUGAL | 23 073 | 13 941 | -39,58 | 28 242 | 24 044 | -14,86 |
| GREECE | 28 753 | 8 994 | -68,72 | 98 547 | 99 189 | 0,65 |
| LIECHTENSTEIN | 45 | 0 | -100,00 | 2 900 | 0 | -100,00 |
| HUNGARY | 8 790 | 1 272 | -85,53 | 31 869 | 6 738 | -78,86 |
| POLAND | 7 162 | 10 716 | 49,62 | 39 059 | 20 826 | -46,68 |
| ROMANIA | 124 | 807 | 550,81 | 7 180 | 22 662 | 215,63 |
| BULGARIA | 6 489 | 1 536 | -76,33 | 23 420 | 2 820 | -87,96 |
| YUGOSLAVIA | 265 | 59 | -77,74 | 512 | 2 476 | 383,59 |
| ALBANIA | 500 | 0 | -100,00 | 477 | 0 | -100,00 |
| AZERBAIJAN | 0 | 2 | - | 0 | 194 | - |
| TAJIKISTAN | 32 | 0 | -100,00 | 10 240 | 0 | -100,00 |

TABEL 5. PERKEMBANGAN EKSPOR INDONESIA MENURUT KOMODITI DAN NEGARA TUJUAN

| JENIS BARANG | BERAT BERSIH (KG) | | PERUB | NILAI FOB (US \$) | | PERUB |
|-------------------------------|--------------------|--------------------|--------------|----------------------|----------------------|--------------|
| | JAN-DES 2009 | JAN-DES 2010 | % | JAN-DES 2009 | JAN-DES 2010 | % |
| | (1) | (2) | (3) | (4) | (5) | (6) |
| UKRAINE | 4 693 | 155 | -96,70 | 52 468 | 31 000 | -40,92 |
| LITHUANIA | 115 | 0 | -100,00 | 1 925 | 0 | -100,00 |
| LATVIA | 652 | 0 | -100,00 | 1 787 | 0 | -100,00 |
| ESTONIA | 39 456 | 66 230 | 67,86 | 73 131 | 128 335 | 75,49 |
| GEORGIA | 0 | 53 | - | 0 | 102 | - |
| CROATIA | 11 423 | 414 | -96,38 | 35 042 | 1 367 | -96,10 |
| MALTA | 2 680 | 12 883 | 380,71 | 3 187 | 18 617 | 484,15 |
| SLOVAKIA | 142 | 32 | -77,46 | 2 493 | 28 | -98,88 |
| SLOVENIA | 3 563 | 17 845 | 400,84 | 7 269 | 41 685 | 473,46 |
| CZECH REPUBLIC | 1 386 | 878 | -36,65 | 2 626 | 3 075 | 17,10 |
| RUSSIA FEDERATION | 41 909 | 64 818 | 54,66 | 212 485 | 195 104 | -8,18 |
| -PAKAIAN JADI | 393 263 002 | 445 267 253 | 13,22 | 5 735 595 976 | 6 598 109 329 | 15,04 |
| JAPAN | 10 369 795 | 12 140 008 | 17,07 | 146 391 174 | 169 534 065 | 15,81 |
| HONG KONG | 792 184 | 842 563 | 6,36 | 16 599 424 | 21 020 587 | 26,63 |
| KOREA, DEMOCRATIC PEOPLE'S RI | 908 | 7 803 | 759,36 | 11 397 | 50 825 | 345,95 |
| KOREA, REPUBLIC OF | 3 681 515 | 6 177 414 | 67,80 | 45 073 397 | 72 516 250 | 60,88 |
| TAIWAN | 312 510 | 454 846 | 45,55 | 5 621 743 | 10 936 722 | 94,54 |
| CHINA | 925 049 | 1 609 990 | 74,04 | 18 703 712 | 31 847 637 | 70,27 |
| MONGOLIA | 71 | 124 | 74,65 | 2 658 | 4 024 | 51,39 |
| MACAU | 2 662 | 2 106 | -20,89 | 9 886 | 20 301 | 105,35 |
| PAPUA NEW GUINEA | 383 938 | 495 284 | 29,00 | 1 315 729 | 1 364 737 | 3,72 |
| THAILAND | 1 076 039 | 1 121 347 | 4,21 | 10 755 271 | 13 315 842 | 23,81 |
| SINGAPORE | 3 796 032 | 3 598 785 | -5,20 | 40 422 565 | 47 155 058 | 16,66 |
| PHILIPPINES | 672 207 | 784 321 | 16,68 | 7 405 535 | 6 755 542 | -8,78 |
| MALAYSIA | 10 890 253 | 9 207 943 | -15,45 | 80 788 619 | 76 929 101 | -4,78 |
| MYANMAR (FORM. BURMA) | 9 515 | 64 736 | 580,36 | 127 460 | 378 851 | 197,23 |
| CAMBODIA | 1 080 | 83 295 | 7 612,50 | 4 964 | 373 799 | 7 430,20 |
| BRUNEI DARUSSALAM | 175 322 | 278 129 | 58,64 | 1 483 829 | 2 279 613 | 53,63 |
| LAO PEOPLE'S DEMOCRATIC REPU | 33 870 | 47 087 | 39,02 | 134 171 | 198 723 | 48,11 |
| NEPAL | 88 285 | 57 863 | -34,46 | 800 969 | 657 718 | -17,88 |
| VIET NAM | 288 867 | 145 345 | -49,68 | 2 723 779 | 2 157 472 | -20,79 |
| MALDIVES | 42 829 | 40 133 | -6,29 | 316 847 | 468 869 | 47,98 |
| INDIA | 323 594 | 387 739 | 19,82 | 2 880 864 | 2 830 813 | -1,74 |
| PAKISTAN | 481 870 | 168 551 | -65,02 | 3 567 456 | 1 439 951 | -59,64 |
| BANGLADESH | 40 566 | 46 283 | 14,09 | 241 377 | 266 175 | 10,27 |
| SRI LANKA | 1 298 135 | 966 057 | -25,58 | 6 532 038 | 6 196 724 | -5,13 |
| AFGHANISTAN | 0 | 10 813 | - | 0 | 166 782 | - |
| IRAQ | 75 174 | 33 322 | -55,67 | 832 534 | 773 458 | -7,10 |
| IRAN (ISLAMIC REPUBLIC OF) | 349 821 | 542 284 | 55,02 | 1 939 894 | 3 184 119 | 64,14 |
| SAUDI ARABIA | 7 500 057 | 6 607 403 | -11,90 | 70 943 483 | 68 844 932 | -2,96 |
| ISRAEL | 102 953 | 106 208 | 3,16 | 1 082 944 | 2 235 876 | 106,46 |
| KUWAIT | 585 767 | 554 598 | -5,32 | 5 482 671 | 5 532 291 | 0,91 |
| JORDAN | 91 895 | 12 924 | -85,94 | 584 922 | 66 178 | -88,69 |
| LEBANON | 27 769 | 25 326 | -8,80 | 604 678 | 645 138 | 6,69 |
| YEMEN | 677 264 | 578 991 | -14,51 | 4 643 607 | 4 000 332 | -13,85 |
| OMAN | 8 347 | 20 593 | 146,71 | 83 041 | 186 204 | 124,23 |
| SYRIA ARAB REPUBLIC | 22 644 | 2 | -99,99 | 287 400 | 40 | -99,99 |
| TURKEY | 429 622 | 671 003 | 56,18 | 10 266 907 | 18 104 045 | 76,33 |
| UNITED ARAB EMIRATES | 9 749 820 | 10 737 512 | 10,13 | 132 189 884 | 125 022 241 | -5,42 |
| QATAR | 8 736 | 23 649 | 170,71 | 213 329 | 340 302 | 59,52 |
| BAHRAIN | 98 649 | 110 749 | 12,27 | 542 325 | 390 712 | -27,96 |
| CYPRUS | 29 142 | 4 000 | -86,27 | 460 555 | 79 105 | -82,82 |
| EGYPT | 1 026 422 | 1 573 594 | 53,31 | 12 256 986 | 19 043 864 | 55,37 |
| LIBYAN ARAB JAMAHIRIYA | 377 164 | 157 627 | -58,21 | 2 006 698 | 967 076 | -51,81 |
| MOROCCO | 11 316 | 7 989 | -29,40 | 155 359 | 181 423 | 16,78 |
| TUNISIA | 7 572 | 1 325 | -82,50 | 36 462 | 4 643 | -87,27 |
| ALGERIA | 198 998 | 64 381 | -67,65 | 1 777 224 | 134 554 | -92,43 |
| SUDAN | 2 784 411 | 2 906 620 | 4,39 | 22 475 451 | 23 377 880 | 4,02 |
| ERITREA | 580 | 614 | 5,86 | 30 565 | 41 845 | 36,90 |
| NAMIBIA | 95 | 2 158 | 2 171,58 | 260 | 17 602 | 6 670,00 |
| ETHIOPIA | 55 848 | 113 947 | 104,03 | 578 880 | 1 077 268 | 86,10 |
| TANZANIA, UNITED REPUBLIC OF | 1 562 644 | 1 517 850 | -2,87 | 832 045 | 781 194 | -6,11 |
| MADAGASCAR | 107 412 | 88 821 | -17,31 | 70 538 | 56 022 | -20,58 |
| SOMALIA | 53 010 | 16 773 | -68,36 | 349 714 | 308 043 | -11,92 |
| KENYA | 672 391 | 234 124 | -65,18 | 1 912 998 | 784 557 | -58,99 |
| REUNION | 55 125 | 40 168 | -27,13 | 327 220 | 401 853 | 22,81 |
| MOZAMBIQUE | 298 107 | 128 794 | -56,80 | 517 737 | 175 067 | -66,19 |
| BOTSWANA | 0 | 3 | - | 0 | 1 | - |
| TOGO | 5 927 399 | 2 416 012 | -59,24 | 15 055 874 | 4 393 305 | -70,82 |
| GHANA | 384 347 | 577 975 | 50,38 | 554 129 | 834 542 | 50,60 |
| LIBERIA | 73 351 | 86 459 | 17,87 | 272 455 | 87 846 | -67,76 |
| GUINEA | 1 025 571 | 754 904 | -26,39 | 2 693 751 | 3 565 813 | 32,37 |
| ANGOLA | 740 067 | 456 810 | -38,27 | 68 481 | 34 801 | -49,18 |
| CONGO | 316 259 | 432 753 | 36,83 | 447 701 | 392 954 | -12,23 |
| CAMEROON | 338 158 | 254 637 | -24,70 | 1 397 872 | 303 614 | -78,28 |
| NIGERIA | 602 676 | 3 069 194 | 409,26 | 1 757 752 | 8 874 141 | 404,86 |
| SIERRA LEONE | 24 294 | 0 | -100,00 | 170 207 | 0 | -100,00 |

TABEL 5. PERKEMBANGAN EKSPOR INDONESIA MENURUT KOMODITI DAN NEGARA TUJUAN

| JENIS BARANG | BERAT BERSIH (KG) | | PERUB | NILAI FOB (US \$) | | PERUB |
|-------------------------------|-------------------|--------------|-----------|-------------------|---------------|----------|
| | JAN-DES 2009 | JAN-DES 2010 | % | JAN-DES 2009 | JAN-DES 2010 | % |
| | (1) | (2) | (3) | (4) | (5) | (6) |
| GABON | 112 217 | 65 589 | -41,55 | 55 216 | 35 476 | -35,75 |
| COTE D'IVOIRE | 635 298 | 310 164 | -51,18 | 678 389 | 400 857 | -40,91 |
| SENEGAL | 1 644 533 | 1 388 189 | -15,59 | 1 490 358 | 1 215 717 | -18,43 |
| MAURITANIA | 111 092 | 11 284 | -89,84 | 637 890 | 34 980 | -94,52 |
| MALI | 23 258 | 25 525 | 9,75 | 32 914 | 36 880 | 12,05 |
| BENIN | 2 345 055 | 2 083 057 | -11,17 | 8 004 316 | 7 065 751 | -11,73 |
| BURKINA FASO | 0 | 24 958 | - | 0 | 347 400 | - |
| GAMBIA | 179 564 | 99 097 | -44,81 | 819 455 | 1 354 360 | 65,28 |
| U.S. VIRGIN ISLANDS | 882 | 356 | -59,64 | 30 868 | 8 885 | -71,22 |
| SEYCHELLES | 21 986 | 29 153 | 32,60 | 89 302 | 172 769 | 93,47 |
| UGANDA | 275 083 | 286 896 | 4,29 | 614 875 | 1 230 717 | 100,16 |
| CENTRAL AFRICAN REPUBLIC | 0 | 1 416 | - | 0 | 23 509 | - |
| NIGER | 366 071 | 47 092 | -87,14 | 3 142 723 | 334 088 | -89,37 |
| DJIBOUTI | 26 399 | 90 845 | 244,12 | 89 615 | 593 174 | 561,91 |
| SAINT HELENA | 400 | 0 | -100,00 | 4 864 | 0 | -100,00 |
| SAO TOME AND PRINCIPE | 8 645 | 3 788 | -56,18 | 3 430 | 1 185 | -65,45 |
| SWAZILAND | 4 | 2 900 | 72 400,00 | 86 | 7 490 | 8 609,30 |
| SOUTH AFRICA | 1 313 684 | 1 222 693 | -6,93 | 14 897 999 | 15 608 958 | 4,77 |
| ZIMBABWE | 0 | 737 | - | 0 | 4 448 | - |
| ZAMBIA | 79 | 0 | -100,00 | 332 | 0 | -100,00 |
| MALAWI | 57 366 | 12 397 | -78,39 | 52 226 | 6 512 | -87,53 |
| COMOROS | 2 984 | 4 330 | 45,11 | 12 498 | 20 821 | 66,59 |
| MAURITIUS | 156 180 | 140 838 | -9,82 | 1 160 554 | 660 968 | -43,05 |
| VIRGIN ISLANDS (BRITISH) | 2 314 | 115 | -95,03 | 9 314 | 533 | -94,28 |
| AUSTRALIA | 2 205 441 | 2 557 665 | 15,97 | 42 197 889 | 57 923 142 | 37,27 |
| NEW ZEALAND | 228 812 | 211 775 | -7,45 | 3 647 053 | 4 237 004 | 16,18 |
| GUAM | 6 316 | 10 643 | 68,51 | 43 333 | 139 213 | 221,26 |
| PALAU | 322 | 2 682 | 732,92 | 6 371 | 36 908 | 479,31 |
| NAURU | 0 | 359 | - | 0 | 6 936 | - |
| NEW CALEDONIA | 66 832 | 84 368 | 26,24 | 657 507 | 1 037 724 | 57,83 |
| NIUE | 205 | 94 | -54,15 | 11 582 | 3 566 | -69,21 |
| NORTHERN MARIANA ISLANDS | 257 | 0 | -100,00 | 6 257 | 0 | -100,00 |
| SAINT VINCENT AND THE GRENADI | 77 | 100 | 29,87 | 89 | 731 | 721,35 |
| VANUATU | 24 843 | 23 017 | -7,35 | 55 722 | 117 282 | 110,48 |
| WALLIS AND FUTUNA ISLANDS | 4 407 | 5 371 | 21,87 | 9 128 | 9 092 | -0,39 |
| AMERICAN SAMOA | 9 650 | 3 612 | -62,57 | 99 434 | 14 286 | -85,63 |
| COOK ISLANDS | 2 626 | 6 256 | 138,23 | 53 187 | 113 847 | 114,05 |
| FIJI | 86 040 | 123 835 | 43,93 | 782 465 | 1 274 007 | 62,82 |
| KIRIBATI | 0 | 4 015 | - | 0 | 68 009 | - |
| SAMOA | 59 | 0 | -100,00 | 288 | 0 | -100,00 |
| TONGA | 37 631 | 10 177 | -72,96 | 76 484 | 84 254 | 10,16 |
| TUVALU | 779 | 0 | -100,00 | 2 050 | 0 | -100,00 |
| CHRISTMAS ISLANDS | 0 | 31 | - | 0 | 1 561 | - |
| UNITED STATES MINOR OUTLYING | 5 636 | 0 | -100,00 | 37 688 | 0 | -100,00 |
| EAST TIMOR | 925 716 | 852 681 | -7,89 | 1 817 793 | 716 398 | -60,59 |
| UNITED STATES | 220 391 855 | 261 045 821 | 18,45 | 3 330 977 019 | 3 935 568 251 | 18,15 |
| CANADA | 5 875 662 | 8 692 102 | 47,93 | 111 817 406 | 142 442 570 | 27,39 |
| MEXICO | 2 347 285 | 2 918 134 | 24,32 | 36 423 525 | 45 143 658 | 23,94 |
| GUATEMALA | 9 671 | 185 | -98,09 | 47 371 | 1 094 | -97,69 |
| HONDURAS | 2 607 | 28 676 | 999,96 | 114 921 | 55 564 | -51,65 |
| NICARAGUA | 0 | 15 339 | - | 0 | 53 867 | - |
| PANAMA | 1 020 280 | 1 059 056 | 3,80 | 13 243 023 | 15 408 268 | 16,35 |
| SURINAME | 39 165 | 66 732 | 70,39 | 147 653 | 253 599 | 71,75 |
| CHILE | 460 854 | 419 540 | -8,96 | 7 156 028 | 6 667 717 | -6,82 |
| VENEZUELA | 50 983 | 61 846 | 21,31 | 333 945 | 380 144 | 13,83 |
| ARGENTINA | 296 142 | 327 739 | 10,67 | 6 844 288 | 6 945 714 | 1,48 |
| BRAZIL | 2 112 694 | 2 374 678 | 12,40 | 15 601 698 | 21 072 111 | 35,06 |
| COLOMBIA | 14 075 | 16 572 | 17,74 | 235 449 | 197 038 | -16,31 |
| BOLIVIA | 766 | 351 | -54,18 | 26 843 | 10 555 | -60,68 |
| URUGUAY | 45 750 | 41 692 | -8,87 | 887 515 | 793 428 | -10,60 |
| PARAGUAY | 6 107 | 12 141 | 98,80 | 156 746 | 298 823 | 90,64 |
| ECUADOR | 13 209 | 18 001 | 36,28 | 254 657 | 342 183 | 34,37 |
| PERU | 27 185 | 37 709 | 38,71 | 533 569 | 910 582 | 70,66 |
| GUYANA | 3 008 | 7 814 | 159,77 | 3 195 | 22 325 | 598,75 |
| TRINIDAD AND TOBAGO | 2 796 | 7 122 | 154,72 | 33 307 | 62 475 | 87,57 |
| BAHAMAS | 3 201 | 6 205 | 93,85 | 10 524 | 34 465 | 227,49 |
| JAMAICA | 889 | 3 885 | 337,01 | 16 341 | 26 239 | 60,57 |
| PUERTO RICO | 299 095 | 231 452 | -22,62 | 2 815 700 | 3 080 628 | 9,41 |
| BELIZE | 20 491 | 17 081 | -16,64 | 90 011 | 94 017 | 4,45 |
| DOMINICAN REPUBLIC | 6 873 | 3 453 | -49,76 | 105 080 | 45 671 | -56,54 |
| EL SALVADOR | 130 | 4 684 | 3 503,08 | 2 811 | 27 515 | 878,83 |
| COSTA RICA | 23 653 | 50 816 | 114,84 | 240 817 | 352 005 | 46,17 |
| HAITI | 40 | 0 | -100,00 | 78 | 0 | -100,00 |
| BARBADOS | 638 | 715 | 12,07 | 21 476 | 24 121 | 12,32 |
| ANTIGUA AND BARBUDA | 553 | 1 046 | 89,15 | 5 399 | 19 065 | 253,12 |
| ANGUILLA | 24 | 0 | -100,00 | 143 | 0 | -100,00 |
| ARUBA | 8 579 | 0 | -100,00 | 188 138 | 0 | -100,00 |
| BERMUDA | 7 065 | 3 315 | -53,08 | 22 464 | 34 935 | 55,52 |

TABEL 5. PERKEMBANGAN EKSPOR INDONESIA MENURUT KOMODITI DAN NEGARA TUJUAN

| JENIS BARANG | BERAT BERSIH (KG) | | PERUB | NILAI FOB (US \$) | | PERUB |
|-------------------------------|--------------------|--------------------|--------------|----------------------|----------------------|--------------|
| | JAN-DES 2009 | JAN-DES 2010 | % | JAN-DES 2009 | JAN-DES 2010 | % |
| | (1) | (2) | (3) | (4) | (5) | (6) |
| CAPE VERDE | 0 | 61 | - | 0 | 553 | - |
| CAYMAN ISLANDS | 793 | 0 | -100,00 | 1 162 | 0 | -100,00 |
| FRENCH GUIANA | 293 | 605 | 106,48 | 20 774 | 4 435 | -78,65 |
| FRENCH POLYNESIA | 50 455 | 66 814 | 32,42 | 478 558 | 577 892 | 20,76 |
| GREENLAND | 0 | 1 935 | - | 0 | 36 778 | - |
| GRENADA | 142 | 0 | -100,00 | 588 | 0 | -100,00 |
| MARTINIQUE | 15 954 | 44 779 | 180,68 | 78 012 | 258 349 | 231,17 |
| NETHERLANDS ANTILLES | 256 971 | 122 210 | -52,44 | 2 505 785 | 1 792 350 | -28,47 |
| SAINT LUCIA | 5 804 | 23 | -99,60 | 24 568 | 840 | -96,58 |
| SAN MARINO | 976 | 11 406 | 1 068,65 | 20 865 | 256 828 | 1 130,90 |
| TURKS AND CAICOS ISLANDS | 962 | 0 | -100,00 | 1 356 | 0 | -100,00 |
| GUADELOUPE | 23 582 | 32 834 | 39,23 | 152 509 | 230 426 | 51,09 |
| SAINT KITTS AND NEVIS | 15 134 | 12 676 | -16,24 | 113 740 | 48 667 | -57,21 |
| UNITED KINGDOM | 18 397 068 | 18 342 262 | -0,30 | 324 874 075 | 331 070 484 | 1,91 |
| NETHERLANDS | 7 321 726 | 10 303 988 | 40,73 | 134 005 683 | 159 503 227 | 19,03 |
| FRANCE | 6 610 714 | 6 718 138 | 1,62 | 107 825 494 | 119 775 676 | 11,08 |
| GERMANY, FED. REP. OF | 24 475 664 | 25 336 650 | 3,52 | 464 753 658 | 502 737 743 | 8,17 |
| AUSTRIA | 290 118 | 189 609 | -34,64 | 7 953 582 | 5 604 468 | -29,54 |
| BELGIUM | 6 089 654 | 6 259 743 | 2,79 | 136 221 679 | 142 173 652 | 4,37 |
| SWITZERLAND | 700 669 | 884 324 | 26,21 | 13 083 754 | 13 449 644 | 2,80 |
| LUXEMBOURG | 471 | 624 | 32,48 | 7 040 | 15 834 | 124,91 |
| GIBRALTAR | 21 | 0 | -100,00 | 321 | 0 | -100,00 |
| MONACO | 899 | 6 531 | 626,47 | 24 718 | 137 356 | 455,69 |
| DENMARK | 249 286 | 273 312 | 9,64 | 4 078 816 | 5 138 495 | 25,98 |
| NORWAY | 334 948 | 947 842 | 182,98 | 7 409 801 | 9 428 057 | 27,24 |
| SWEDEN | 709 848 | 1 291 476 | 81,94 | 12 634 175 | 19 083 963 | 51,05 |
| FINLAND | 73 924 | 50 763 | -31,33 | 936 580 | 943 587 | 0,75 |
| IRELAND | 887 421 | 1 167 791 | 31,59 | 12 586 765 | 17 435 336 | 38,52 |
| ITALY | 2 954 149 | 3 174 960 | 7,47 | 72 980 311 | 75 341 717 | 3,24 |
| SPAIN | 4 809 255 | 6 043 464 | 25,66 | 72 987 983 | 92 719 714 | 27,03 |
| PORTUGAL | 134 241 | 59 227 | -55,88 | 1 661 129 | 537 664 | -67,63 |
| ICELAND | 0 | 485 | - | 0 | 15 899 | - |
| GREECE | 179 802 | 251 741 | 40,01 | 3 768 908 | 4 613 009 | 22,40 |
| ANDORRA | 2 922 | 11 011 | 276,83 | 55 600 | 242 906 | 336,88 |
| DEMOCRATIC REPUBLIC OF THE C | 86 136 | 24 017 | -72,12 | 212 144 | 8 184 | -96,14 |
| HUNGARY | 22 026 | 34 184 | 55,20 | 417 164 | 672 820 | 61,28 |
| POLAND | 266 224 | 515 797 | 93,75 | 4 305 458 | 7 863 022 | 82,63 |
| ROMANIA | 24 528 | 16 389 | -33,18 | 454 467 | 260 635 | -42,65 |
| BULGARIA | 5 545 | 5 301 | -4,40 | 157 463 | 107 082 | -32,00 |
| YUGOSLAVIA | 17 048 | 4 752 | -72,13 | 342 450 | 107 444 | -68,62 |
| ALBANIA | 3 | 1 599 | 53 200,00 | 62 | 32 600 | 52 480,65 |
| ARMENIA | 546 | 0 | -100,00 | 7 428 | 0 | -100,00 |
| AZERBAIJAN | 2 249 | 0 | -100,00 | 42 263 | 0 | -100,00 |
| BELARUS | 0 | 108 | - | 0 | 5 184 | - |
| KAZAKHSTAN | 24 242 | 29 831 | 23,06 | 632 821 | 773 059 | 22,16 |
| UKRAINE | 609 780 | 675 886 | 10,84 | 11 093 332 | 11 492 834 | 3,60 |
| LITHUANIA | 947 | 34 | -96,41 | 7 160 | 4 045 | -43,51 |
| LATVIA | 20 701 | 106 031 | 412,20 | 258 210 | 1 415 113 | 448,05 |
| ESTONIA | 25 387 | 67 045 | 164,09 | 338 438 | 817 122 | 141,44 |
| CROATIA | 23 751 | 19 189 | -19,21 | 242 720 | 263 566 | 8,59 |
| BOSNIA AND HERZEGOVINA | 978 | 36 | -96,32 | 15 952 | 1 383 | -91,33 |
| MALTA | 12 420 | 15 029 | 21,01 | 103 379 | 186 832 | 80,73 |
| SLOVAKIA | 150 068 | 38 755 | -74,18 | 2 277 087 | 652 997 | -71,32 |
| SLOVENIA | 18 007 | 16 207 | -10,00 | 487 044 | 365 186 | -25,02 |
| CZECH REPUBLIC | 173 570 | 137 060 | -21,03 | 4 756 819 | 4 833 667 | 1,62 |
| REP. OF MACEDONIA | 0 | 37 | - | 0 | 4 186 | - |
| RUSSIA FEDERATION | 1 116 939 | 1 060 019 | -5,10 | 30 688 045 | 25 637 692 | -16,46 |
| -KAIN TENUN | 217 445 957 | 249 638 718 | 14,80 | 1 174 013 764 | 1 443 340 461 | 22,94 |
| JAPAN | 28 318 484 | 32 343 272 | 14,21 | 115 664 032 | 148 890 525 | 28,73 |
| HONG KONG | 3 436 443 | 2 166 535 | -36,95 | 23 317 287 | 18 254 972 | -21,71 |
| KOREA, DEMOCRATIC PEOPLE'S RI | 0 | 3 921 | - | 0 | 28 226 | - |
| KOREA, REPUBLIC OF | 6 572 826 | 7 051 186 | 7,28 | 22 174 201 | 30 572 912 | 37,88 |
| TAIWAN | 6 733 555 | 6 125 811 | -9,03 | 27 732 853 | 20 846 526 | -24,83 |
| CHINA | 5 756 267 | 7 576 744 | 31,63 | 34 651 810 | 48 817 426 | 40,88 |
| MACAU | 106 035 | 116 427 | 9,80 | 589 766 | 643 474 | 9,11 |
| PAPUA NEW GUINEA | 401 114 | 269 861 | -32,72 | 2 545 637 | 1 765 201 | -30,66 |
| THAILAND | 6 974 529 | 10 249 990 | 46,96 | 54 999 983 | 55 256 511 | 0,47 |
| SINGAPORE | 3 314 897 | 3 223 940 | -2,74 | 27 265 590 | 27 277 004 | 0,04 |
| PHILIPPINES | 3 681 539 | 3 245 666 | -11,84 | 14 772 592 | 13 735 269 | -7,02 |
| MALAYSIA | 16 863 843 | 21 064 064 | 24,91 | 67 957 143 | 91 017 089 | 33,93 |
| MYANMAR (FORM. BURMA) | 905 789 | 963 280 | 6,35 | 6 661 851 | 7 658 400 | 14,96 |
| CAMBODIA | 700 028 | 1 629 602 | 132,79 | 3 873 917 | 5 539 143 | 42,99 |
| BRUNEI DARUSSALAM | 128 843 | 112 844 | -12,42 | 872 926 | 948 094 | 8,61 |
| LAO PEOPLE'S DEMOCRATIC REPU | 303 429 | 354 319 | 16,77 | 1 257 047 | 1 660 790 | 32,12 |
| NEPAL | 22 716 | 25 296 | 11,36 | 113 662 | 37 829 | -66,72 |
| BHUTAN | 33 | 0 | -100,00 | 1 250 | 0 | -100,00 |
| VIET NAM | 5 844 249 | 6 678 431 | 14,27 | 31 085 836 | 41 286 982 | 32,82 |

TABEL 5. PERKEMBANGAN EKSPOR INDONESIA MENURUT KOMODITI DAN NEGARA TUJUAN

| JENIS BARANG | BERAT BERSIH (KG) | | PERUB | NILAI FOB (US \$) | | PERUB |
|------------------------------|-------------------|--------------|----------|-------------------|--------------|----------|
| | JAN-DES 2009 | JAN-DES 2010 | % | JAN-DES 2009 | JAN-DES 2010 | % |
| | (1) | (2) | (3) | (4) | (5) | (6) |
| MALDIVES | 38 558 | 36 982 | -4,09 | 173 020 | 236 682 | 36,79 |
| INDIA | 1 275 096 | 2 350 131 | 84,31 | 12 383 330 | 39 781 167 | 221,25 |
| PAKISTAN | 536 370 | 548 787 | 2,32 | 2 879 762 | 2 741 692 | -4,79 |
| BANGLADESH | 5 603 434 | 7 418 496 | 32,39 | 26 172 748 | 35 189 034 | 34,45 |
| SRI LANKA | 4 008 005 | 3 069 221 | -23,42 | 26 752 529 | 24 945 231 | -6,76 |
| AFGHANISTAN | 341 508 | 84 563 | -75,24 | 2 288 628 | 511 694 | -77,64 |
| IRAQ | 2 907 | 20 663 | 610,80 | 14 915 | 150 389 | 908,31 |
| IRAN (ISLAMIC REPUBLIC OF) | 756 696 | 713 276 | -5,74 | 4 705 881 | 3 816 392 | -18,90 |
| SAUDI ARABIA | 13 104 579 | 11 465 790 | -12,51 | 92 370 285 | 78 327 788 | -15,20 |
| ISRAEL | 151 960 | 97 112 | -36,09 | 412 488 | 371 782 | -9,87 |
| KUWAIT | 946 970 | 881 990 | -6,86 | 7 121 847 | 6 998 331 | -1,73 |
| JORDAN | 950 522 | 636 310 | -33,06 | 6 152 623 | 4 737 794 | -23,00 |
| LEBANON | 289 106 | 228 952 | -20,81 | 1 719 788 | 1 666 019 | -3,13 |
| YEMEN | 806 694 | 580 312 | -28,06 | 4 325 803 | 3 076 468 | -28,88 |
| OMAN | 436 913 | 485 710 | 11,17 | 2 806 344 | 2 959 477 | 5,46 |
| SYRIA ARAB REPUBLIC | 1 688 704 | 1 514 828 | -10,30 | 10 410 232 | 9 283 921 | -10,82 |
| TURKEY | 22 848 074 | 34 553 594 | 51,23 | 108 196 108 | 191 913 384 | 77,38 |
| UNITED ARAB EMIRATES | 20 416 182 | 21 229 771 | 3,99 | 157 702 995 | 188 141 399 | 19,30 |
| QATAR | 124 138 | 102 947 | -17,07 | 882 378 | 710 879 | -19,44 |
| BAHRAIN | 82 088 | 78 958 | -3,81 | 643 469 | 616 507 | -4,19 |
| CYPRUS | 100 822 | 15 201 | -84,92 | 657 542 | 170 711 | -74,04 |
| EGYPT | 1 807 650 | 1 808 202 | 0,03 | 11 688 025 | 11 996 241 | 2,64 |
| LIBYAN ARAB JAMAHIRIYA | 478 220 | 465 706 | -2,62 | 2 876 059 | 3 023 908 | 5,14 |
| MOROCCO | 719 629 | 399 891 | -44,43 | 3 918 485 | 2 708 767 | -30,87 |
| TUNISIA | 43 607 | 69 392 | 59,13 | 208 386 | 368 763 | 76,96 |
| ALGERIA | 63 718 | 80 373 | 26,14 | 56 947 | 407 326 | 615,27 |
| SUDAN | 478 404 | 433 021 | -9,49 | 2 704 896 | 2 985 070 | 10,36 |
| LESOTHO | 442 050 | 214 912 | -51,38 | 1 375 932 | 832 712 | -39,48 |
| ETHIOPIA | 73 368 | 189 298 | 158,01 | 352 286 | 921 136 | 161,47 |
| TANZANIA, UNITED REPUBLIC OF | 1 637 | 45 969 | 2 708,12 | 2 036 | 163 126 | 7 912,08 |
| MADAGASCAR | 4 156 | 4 004 | -3,66 | 10 918 | 40 915 | 274,75 |
| SOMALIA | 23 215 | 23 962 | 3,22 | 85 540 | 165 502 | 93,48 |
| KENYA | 698 738 | 822 478 | 17,71 | 3 863 655 | 5 278 275 | 36,61 |
| REUNION | 2 693 | 1 569 | -41,74 | 14 712 | 10 074 | -31,53 |
| MOZAMBIQUE | 11 261 | 0 | -100,00 | 67 682 | 0 | -100,00 |
| BOTSWANA | 0 | 7 231 | - | 0 | 16 018 | - |
| TOGO | 257 627 | 316 321 | 22,78 | 1 229 789 | 2 088 264 | 69,81 |
| GHANA | 163 294 | 391 602 | 139,81 | 827 335 | 1 957 422 | 136,59 |
| GUINEA | 20 879 | 21 546 | 3,19 | 37 357 | 68 393 | 83,08 |
| ANGOLA | 0 | 3 | - | 0 | 278 | - |
| CONGO | 537 | 3 985 | 642,09 | 697 | 10 138 | 1 354,52 |
| NIGERIA | 28 669 | 62 939 | 119,54 | 254 670 | 89 087 | -65,02 |
| SIERRA LEONE | 0 | 6 | - | 0 | 1 | - |
| GABON | 6 347 | 1 730 | -72,74 | 3 749 | 1 020 | -72,79 |
| COTE D'IVOIRE | 92 750 | 109 654 | 18,23 | 284 488 | 768 325 | 170,07 |
| SENEGAL | 16 254 | 32 667 | 100,98 | 15 934 | 155 910 | 878,47 |
| MALI | 0 | 29 | - | 0 | 224 | - |
| BENIN | 103 745 | 25 396 | -75,52 | 547 267 | 221 010 | -59,62 |
| BURKINA FASO | 60 186 | 0 | -100,00 | 168 323 | 0 | -100,00 |
| GUINEA BISSAU | 0 | 21 | - | 0 | 109 | - |
| GAMBIA | 4 078 | 16 977 | 316,31 | 17 909 | 91 497 | 410,90 |
| SEYCHELLES | 62 | 2 638 | 4 154,84 | 545 | 24 308 | 4 360,18 |
| UGANDA | 22 391 | 23 588 | 5,35 | 162 434 | 211 682 | 30,32 |
| CENTRAL AFRICAN REPUBLIC | 0 | 12 415 | - | 0 | 40 068 | - |
| NIGER | 0 | 11 480 | - | 0 | 14 809 | - |
| DJIBOUTI | 55 373 | 11 009 | -80,12 | 234 611 | 60 532 | -74,20 |
| SAINT HELENA | 0 | 1 318 | - | 0 | 16 282 | - |
| SAO TOME AND PRINCIPE | 1 608 | 0 | -100,00 | 600 | 0 | -100,00 |
| SWAZILAND | 0 | 1 169 | - | 0 | 1 510 | - |
| SOUTH AFRICA | 2 467 271 | 2 936 106 | 19,00 | 17 503 462 | 28 931 879 | 65,29 |
| ZIMBABWE | 263 564 | 450 431 | 70,90 | 2 053 381 | 5 327 465 | 159,45 |
| MAURITIUS | 513 289 | 643 278 | 25,32 | 3 530 826 | 7 174 888 | 103,21 |
| VIRGIN ISLANDS (BRITISH) | 20 | 0 | -100,00 | 50 | 0 | -100,00 |
| AUSTRALIA | 1 800 943 | 2 442 520 | 35,62 | 7 814 688 | 10 657 736 | 36,38 |
| NEW ZEALAND | 401 325 | 362 814 | -9,60 | 2 633 653 | 2 398 413 | -8,93 |
| MICRONESIA, FEDERATED STATES | 9 775 | 19 692 | 101,45 | 81 074 | 174 824 | 115,64 |
| GUAM | 425 | 18 | -95,76 | 2 941 | 84 | -97,14 |
| PALAU | 3 295 | 1 982 | -39,85 | 6 775 | 5 593 | -17,45 |
| NEW CALEDONIA | 3 317 | 3 301 | -0,48 | 32 182 | 24 720 | -23,19 |
| VANUATU | 2 447 | 101 | -95,87 | 2 058 | 2 301 | 11,81 |
| AMERICAN SAMOA | 14 765 | 5 880 | -60,18 | 122 939 | 38 251 | -68,89 |
| COOK ISLANDS | 6 | 0 | -100,00 | 198 | 0 | -100,00 |
| FIJI | 200 768 | 276 258 | 37,60 | 1 182 881 | 1 737 448 | 46,88 |
| TONGA | 857 | 445 | -48,07 | 4 465 | 3 942 | -11,71 |
| TOKELAU | 45 057 | 0 | -100,00 | 286 207 | 0 | -100,00 |
| EAST TIMOR | 26 094 | 41 778 | 60,11 | 10 705 | 21 862 | 104,22 |
| UNITED STATES | 5 804 732 | 8 028 182 | 38,30 | 39 468 257 | 53 925 101 | 36,63 |
| CANADA | 886 971 | 969 837 | 9,34 | 5 341 847 | 6 720 824 | 25,81 |

TABEL 5. PERKEMBANGAN EKSPOR INDONESIA MENURUT KOMODITI DAN NEGARA TUJUAN

| JENIS BARANG | BERAT BERSIH (KG) | | PERUB | NILAI FOB (US \$) | | PERUB |
|------------------------------|----------------------|----------------------|--------------|----------------------|----------------------|--------------|
| | JAN-DES 2009 | JAN-DES 2010 | % | JAN-DES 2009 | JAN-DES 2010 | % |
| | (1) | (2) | (3) | (4) | (5) | (6) |
| MEXICO | 1 916 258 | 1 969 784 | 2,79 | 9 622 646 | 10 334 563 | 7,40 |
| GUATEMALA | 88 955 | 122 537 | 37,75 | 656 267 | 1 237 722 | 88,60 |
| HONDURAS | 103 917 | 93 810 | -9,73 | 678 481 | 683 648 | 0,76 |
| NICARAGUA | 15 918 | 0 | -100,00 | 63 404 | 0 | -100,00 |
| PANAMA | 430 303 | 301 441 | -29,95 | 3 061 029 | 1 900 127 | -37,93 |
| SURINAME | 25 361 | 11 831 | -53,35 | 156 965 | 63 105 | -59,80 |
| CHILE | 293 317 | 415 573 | 41,68 | 1 158 763 | 1 498 018 | 29,28 |
| VENEZUELA | 235 431 | 74 195 | -68,49 | 1 113 803 | 372 852 | -66,52 |
| ARGENTINA | 238 623 | 395 081 | 65,57 | 1 228 763 | 1 854 807 | 50,95 |
| BRAZIL | 1 630 832 | 1 398 089 | -14,27 | 8 996 557 | 8 702 071 | -3,27 |
| COLOMBIA | 617 398 | 361 149 | -41,50 | 3 379 162 | 1 983 766 | -41,29 |
| URUGUAY | 139 085 | 57 504 | -58,66 | 331 254 | 291 213 | -12,09 |
| PARAGUAY | 8 099 | 16 223 | 100,31 | 54 752 | 99 856 | 82,38 |
| ECUADOR | 117 552 | 163 157 | 38,80 | 763 608 | 999 040 | 30,83 |
| PERU | 298 577 | 435 811 | 45,96 | 1 881 731 | 2 868 804 | 52,46 |
| GUYANA | 0 | 7 781 | - | 0 | 10 120 | - |
| TRINIDAD AND TOBAGO | 1 218 | 13 338 | 995,07 | 12 731 | 165 726 | 1 201,75 |
| BAHAMAS | 0 | 408 | - | 0 | 2 166 | - |
| JAMAICA | 27 262 | 0 | -100,00 | 154 884 | 0 | -100,00 |
| PUERTO RICO | 50 | 140 | 180,00 | 498 | 9 953 | 1 898,59 |
| DOMINICAN REPUBLIC | 183 795 | 128 263 | -30,21 | 991 921 | 893 567 | -9,92 |
| EL SALVADOR | 110 774 | 75 525 | -31,82 | 606 253 | 368 196 | -39,27 |
| COSTA RICA | 537 | 378 | -29,61 | 1 826 | 14 041 | 668,95 |
| HAITI | 73 032 | 47 943 | -34,35 | 114 912 | 78 867 | -31,37 |
| BARBADOS | 0 | 57 | - | 0 | 914 | - |
| ANTIGUA AND BARBUDA | 30 | 0 | -100,00 | 15 | 0 | -100,00 |
| ANGUILLA | 0 | 1 105 | - | 0 | 3 500 | - |
| ARUBA | 0 | 54 | - | 0 | 262 | - |
| DOMINICA | 1 854 | 0 | -100,00 | 14 647 | 0 | -100,00 |
| FRENCH GUIANA | 1 022 | 0 | -100,00 | 3 375 | 0 | -100,00 |
| FRENCH POLYNESIA | 6 689 | 5 129 | -23,32 | 76 603 | 82 814 | 8,11 |
| MARTINIQUE | 29 | 597 | 1 958,62 | 105 | 658 | 526,67 |
| NETHERLANDS ANTILLES | 1 860 | 7 772 | 317,85 | 13 943 | 52 275 | 274,92 |
| SAINT LUCIA | 220 | 0 | -100,00 | 286 | 0 | -100,00 |
| GUADELOUPE | 17 | 256 | 1 405,88 | 80 | 1 013 | 1 166,25 |
| SAINT KITTS AND NEVIS | 53 | 30 | -43,40 | 75 | 348 | 364,00 |
| UNITED KINGDOM | 2 107 106 | 1 950 215 | -7,45 | 11 212 762 | 10 261 472 | -8,48 |
| NETHERLANDS | 3 023 574 | 3 616 089 | 19,60 | 13 437 524 | 17 416 774 | 29,61 |
| FRANCE | 786 672 | 1 075 414 | 36,70 | 6 785 679 | 6 966 792 | 2,67 |
| GERMANY, FED. REP. OF | 2 630 973 | 3 645 015 | 38,54 | 13 256 972 | 18 077 849 | 36,36 |
| AUSTRIA | 2 656 | 359 | -86,48 | 67 162 | 7 433 | -88,93 |
| BELGIUM | 5 118 742 | 4 320 525 | -15,59 | 17 160 105 | 17 138 005 | -0,13 |
| SWITZERLAND | 12 100 | 33 951 | 180,59 | 223 713 | 237 826 | 6,31 |
| LUXEMBOURG | 2 | 0 | -100,00 | 25 | 0 | -100,00 |
| DENMARK | 191 168 | 181 049 | -5,29 | 1 306 319 | 1 367 746 | 4,70 |
| NORWAY | 192 | 1 560 | 712,50 | 1 620 | 9 990 | 516,67 |
| SWEDEN | 29 898 | 26 617 | -10,97 | 200 282 | 310 405 | 54,98 |
| FINLAND | 288 897 | 321 643 | 11,33 | 1 818 770 | 1 886 736 | 3,74 |
| IRELAND | 200 | 1 | -99,50 | 1 350 | 6 | -99,56 |
| ITALY | 6 482 630 | 11 300 244 | 74,32 | 21 705 726 | 42 488 760 | 95,75 |
| SPAIN | 2 463 365 | 3 058 643 | 24,17 | 11 159 111 | 13 479 921 | 20,80 |
| PORTUGAL | 359 404 | 704 592 | 96,04 | 1 077 027 | 3 103 963 | 188,20 |
| GREECE | 464 132 | 279 704 | -39,74 | 2 556 261 | 1 521 762 | -40,47 |
| DEMOCRATIC REPUBLIC OF THE C | 1 254 | 0 | -100,00 | 720 | 0 | -100,00 |
| HUNGARY | 232 886 | 192 037 | -17,54 | 1 535 372 | 1 418 135 | -7,64 |
| POLAND | 852 918 | 785 526 | -7,90 | 5 452 109 | 5 086 951 | -6,70 |
| ROMANIA | 45 686 | 16 033 | -64,91 | 308 958 | 112 569 | -63,56 |
| BULGARIA | 872 722 | 287 667 | -67,04 | 3 666 394 | 1 307 049 | -64,35 |
| YUGOSLAVIA | 1 025 | 0 | -100,00 | 741 | 0 | -100,00 |
| BELARUS | 4 344 | 3 163 | -27,19 | 38 015 | 32 292 | -15,05 |
| KAZAKHSTAN | 247 | 0 | -100,00 | 5 915 | 0 | -100,00 |
| KYRGYZSTAN | 665 | 0 | -100,00 | 6 227 | 0 | -100,00 |
| UKRAINE | 125 123 | 182 031 | 45,48 | 967 186 | 1 362 001 | 40,82 |
| UZBEKISTAN | 29 188 | 32 | -99,89 | 105 675 | 32 | -99,97 |
| LITHUANIA | 83 519 | 43 993 | -47,33 | 499 704 | 296 810 | -40,60 |
| LATVIA | 133 | 451 | 239,10 | 1 930 | 6 573 | 240,57 |
| ESTONIA | 7 692 | 719 | -90,65 | 26 571 | 7 079 | -73,36 |
| GEORGIA | 3 187 | 0 | -100,00 | 34 736 | 0 | -100,00 |
| CROATIA | 82 051 | 68 974 | -15,94 | 339 101 | 302 479 | -10,80 |
| MALTA | 25 716 | 189 | -99,27 | 35 639 | 507 | -98,58 |
| SLOVAKIA | 6 226 | 0 | -100,00 | 50 183 | 0 | -100,00 |
| SLOVENIA | 1 720 146 | 235 996 | -86,28 | 7 566 164 | 1 584 537 | -79,06 |
| CZECH REPUBLIC | 68 163 | 8 369 | -87,72 | 476 006 | 61 118 | -87,16 |
| RUSSIA FEDERATION | 52 275 | 83 049 | 58,87 | 386 717 | 445 730 | 15,26 |
| -TEKSTIL LAINNYA | 1 152 272 133 | 1 276 330 255 | 10,77 | 2 428 768 546 | 3 278 428 694 | 34,98 |
| JAPAN | 69 965 331 | 91 653 989 | 31,00 | 217 683 029 | 312 746 212 | 43,67 |
| HONG KONG | 13 603 864 | 23 270 824 | 71,06 | 42 963 056 | 78 150 794 | 81,90 |

TABEL 5. PERKEMBANGAN EKSPOR INDONESIA MENURUT KOMODITI DAN NEGARA TUJUAN

| JENIS BARANG | BERAT BERSIH (KG) | | PERUB | NILAI FOB (US \$) | | PERUB |
|-------------------------------|-------------------|--------------|-----------|-------------------|--------------|-----------|
| | JAN-DES 2009 | JAN-DES 2010 | % | JAN-DES 2009 | JAN-DES 2010 | % |
| | (1) | (2) | (3) | (4) | (5) | (6) |
| KOREA, DEMOCRATIC PEOPLE'S RI | 489 145 | 77 671 | -84,12 | 1 053 312 | 256 898 | -75,61 |
| KOREA, REPUBLIC OF | 111 498 266 | 119 723 826 | 7,38 | 264 469 160 | 348 496 394 | 31,77 |
| TAIWAN | 28 434 675 | 32 926 722 | 15,80 | 57 588 733 | 82 851 697 | 43,87 |
| CHINA | 78 022 731 | 118 679 139 | 52,11 | 127 299 200 | 220 539 532 | 73,25 |
| MONGOLIA | 0 | 7 664 | - | 0 | 53 564 | - |
| MACAU | 25 821 | 5 016 | -80,57 | 350 625 | 40 873 | -88,34 |
| PAPUA NEW GUINEA | 147 644 | 153 865 | 4,21 | 379 476 | 312 760 | -17,58 |
| THAILAND | 23 867 729 | 32 041 120 | 34,24 | 53 627 850 | 83 140 796 | 55,03 |
| SINGAPORE | 5 788 526 | 5 794 531 | 0,10 | 22 042 300 | 27 698 491 | 25,66 |
| PHILIPPINES | 15 047 377 | 15 995 324 | 6,30 | 30 538 240 | 40 403 473 | 32,30 |
| MALAYSIA | 23 296 394 | 21 723 225 | -6,75 | 57 094 158 | 64 558 120 | 13,07 |
| MYANMAR (FORM. BURMA) | 73 871 | 10 997 | -85,11 | 431 310 | 67 843 | -84,27 |
| CAMBODIA | 644 687 | 775 100 | 20,23 | 3 730 562 | 4 760 437 | 27,61 |
| BRUNEI DARUSSALAM | 186 911 | 265 420 | 42,00 | 671 925 | 759 358 | 13,01 |
| LAO PEOPLE'S DEMOCRATIC REPU | 207 765 | 480 155 | 131,10 | 789 396 | 2 043 490 | 158,87 |
| NEPAL | 461 | 206 875 | 44 775,27 | 3 300 | 417 425 | 12 549,24 |
| VIET NAM | 38 118 190 | 40 591 202 | 6,49 | 54 850 271 | 78 528 495 | 43,17 |
| MALDIVES | 115 426 | 54 556 | -52,74 | 281 812 | 265 747 | -5,70 |
| INDIA | 35 611 837 | 37 363 318 | 4,92 | 76 644 496 | 105 186 611 | 37,24 |
| PAKISTAN | 22 460 164 | 28 659 574 | 27,60 | 40 010 099 | 67 787 756 | 69,43 |
| BANGLADESH | 15 267 925 | 18 625 049 | 21,99 | 36 050 476 | 61 836 301 | 71,53 |
| SRI LANKA | 10 870 613 | 12 115 527 | 11,45 | 28 673 025 | 40 836 449 | 42,42 |
| AFGHANISTAN | 54 223 | 430 | -99,21 | 170 309 | 400 | -99,77 |
| IRAN (ISLAMIC REPUBLIC OF) | 7 233 291 | 11 816 819 | 63,37 | 15 594 215 | 28 820 094 | 84,81 |
| SAUDI ARABIA | 2 636 519 | 3 696 060 | 40,19 | 9 777 873 | 14 190 815 | 45,13 |
| ISRAEL | 15 676 025 | 16 662 469 | 6,29 | 28 689 351 | 36 093 314 | 25,81 |
| KUWAIT | 106 251 | 113 205 | 6,54 | 793 442 | 854 824 | 7,74 |
| JORDAN | 505 554 | 459 332 | -9,14 | 1 107 026 | 1 067 064 | -3,61 |
| LEBANON | 339 699 | 392 172 | 15,45 | 868 815 | 1 165 683 | 34,17 |
| YEMEN | 1 306 324 | 863 366 | -33,91 | 5 017 119 | 3 940 175 | -21,47 |
| OMAN | 31 058 | 81 022 | 160,87 | 58 382 | 167 780 | 187,38 |
| SYRIA ARAB REPUBLIC | 6 957 636 | 2 889 267 | -58,47 | 12 095 019 | 6 963 870 | -42,42 |
| TURKEY | 102 673 436 | 109 353 035 | 6,51 | 190 588 144 | 259 916 750 | 36,38 |
| UNITED ARAB EMIRATES | 4 472 055 | 3 236 241 | -27,63 | 17 912 169 | 15 976 308 | -10,81 |
| QATAR | 52 469 | 12 317 | -76,53 | 106 614 | 32 337 | -69,67 |
| BAHRAIN | 9 564 | 52 360 | 447,47 | 77 284 | 220 076 | 184,76 |
| CYPRUS | 14 336 | 8 922 | -37,77 | 75 156 | 29 122 | -61,25 |
| EGYPT | 37 322 102 | 30 992 813 | -16,96 | 61 685 337 | 64 400 159 | 4,40 |
| LIBYAN ARAB JAMAHIRIYA | 263 829 | 176 090 | -33,26 | 428 588 | 296 589 | -30,80 |
| MOROCCO | 2 610 093 | 1 729 755 | -33,73 | 5 129 463 | 4 937 798 | -3,74 |
| TUNISIA | 714 413 | 959 208 | 34,27 | 1 543 908 | 2 372 717 | 53,68 |
| ALGERIA | 2 980 423 | 2 311 523 | -22,44 | 7 183 469 | 5 252 307 | -26,88 |
| SUDAN | 72 461 | 217 959 | 200,79 | 354 054 | 837 236 | 136,47 |
| NAMIBIA | 1 018 | 3 488 | 242,63 | 960 | 6 909 | 619,69 |
| ETHIOPIA | 1 958 621 | 1 557 056 | -20,50 | 4 933 424 | 5 102 581 | 3,43 |
| TANZANIA, UNITED REPUBLIC OF | 70 190 | 23 395 | -66,67 | 179 193 | 53 320 | -70,24 |
| MADAGASCAR | 433 737 | 45 401 | -89,53 | 657 590 | 103 491 | -84,26 |
| SOMALIA | 36 140 | 66 452 | 83,87 | 137 347 | 276 753 | 101,50 |
| KENYA | 2 611 806 | 2 148 686 | -17,73 | 6 247 165 | 7 776 604 | 24,48 |
| REUNION | 49 964 | 31 341 | -37,27 | 126 952 | 97 918 | -22,87 |
| MOZAMBIQUE | 21 273 | 1 113 | -94,77 | 71 996 | 2 191 | -96,96 |
| BOTSWANA | 23 730 | 12 466 | -47,47 | 48 884 | 22 665 | -53,64 |
| TOGO | 218 849 | 85 050 | -61,14 | 1 186 408 | 291 546 | -75,43 |
| GHANA | 675 132 | 405 969 | -39,87 | 2 759 645 | 1 524 596 | -44,75 |
| LIBERIA | 1 286 | 1 870 | 45,41 | 7 512 | 2 830 | -62,33 |
| GUINEA | 62 303 | 67 066 | 7,64 | 144 035 | 139 798 | -2,94 |
| ANGOLA | 15 372 | 41 095 | 167,34 | 33 629 | 100 642 | 199,27 |
| CONGO | 189 | 269 | 42,33 | 687 | 128 | -81,37 |
| CAMEROON | 139 049 | 264 778 | 90,42 | 187 191 | 498 473 | 166,29 |
| NIGERIA | 302 043 | 219 630 | -27,29 | 1 294 673 | 455 378 | -64,83 |
| SIERRA LEONE | 14 601 | 3 049 | -79,12 | 75 360 | 7 388 | -90,20 |
| GABON | 7 130 | 27 347 | 283,55 | 9 406 | 13 403 | 42,49 |
| COTE D'IVOIRE | 425 761 | 250 746 | -41,11 | 1 182 227 | 1 249 067 | 5,65 |
| SENEGAL | 411 544 | 248 497 | -39,62 | 1 201 278 | 631 069 | -47,47 |
| MAURITANIA | 235 376 | 390 469 | 65,89 | 694 067 | 807 423 | 16,33 |
| MALI | 13 590 | 79 | -99,42 | 72 205 | 112 | -99,84 |
| BENIN | 149 502 | 62 431 | -58,24 | 720 069 | 441 434 | -38,70 |
| BURKINA FASO | 48 672 | 0 | -100,00 | 141 314 | 0 | -100,00 |
| GAMBIA | 35 664 | 3 136 | -91,21 | 75 872 | 897 | -98,82 |
| U.S. VIRGIN ISLANDS | 28 | 1 412 | 4 942,86 | 935 | 14 019 | 1 399,36 |
| SEYCHELLES | 24 988 | 39 891 | 59,64 | 159 837 | 175 583 | 9,85 |
| UGANDA | 55 778 | 5 589 | -89,98 | 156 727 | 8 045 | -94,87 |
| NIGER | 26 921 | 67 101 | 149,25 | 201 030 | 807 090 | 301,48 |
| DJIBOUTI | 219 167 | 992 053 | 352,65 | 185 613 | 1 446 668 | 679,40 |
| SAO TOME AND PRINCIPE | 4 927 | 4 973 | 0,93 | 1 800 | 1 500 | -16,67 |
| SWAZILAND | 34 135 | 96 493 | 182,68 | 59 466 | 201 458 | 238,78 |
| SOUTH AFRICA | 4 207 924 | 3 859 131 | -8,29 | 10 952 409 | 11 832 932 | 8,04 |
| ZIMBABWE | 12 248 | 44 541 | 263,66 | 21 148 | 77 917 | 268,44 |

TABEL 5. PERKEMBANGAN EKSPOR INDONESIA MENURUT KOMODITI DAN NEGARA TUJUAN

| JENIS BARANG | BERAT BERSIH (KG) | | PERUB | NILAI FOB (US \$) | | PERUB |
|-------------------------------|-------------------|--------------|-----------|-------------------|--------------|------------|
| | JAN-DES 2009 | JAN-DES 2010 | % | JAN-DES 2009 | JAN-DES 2010 | % |
| | (1) | (2) | (3) | (4) | (5) | (6) |
| ZAMBIA | 78 902 | 53 640 | -32,02 | 153 124 | 115 107 | -24,83 |
| MALAWI | 146 | 1 695 | 1 060,96 | 280 | 766 | 173,57 |
| MAURITIUS | 1 788 640 | 1 400 753 | -21,69 | 3 832 323 | 4 573 238 | 19,33 |
| RWANDA | 0 | 7 322 | - | 0 | 3 050 | - |
| VIRGIN ISLANDS (BRITISH) | 5 535 | 1 472 | -73,41 | 23 132 | 8 493 | -63,28 |
| AUSTRALIA | 16 989 768 | 14 976 045 | -11,85 | 34 556 765 | 37 474 763 | 8,44 |
| NEW ZEALAND | 2 810 038 | 1 734 774 | -38,27 | 6 044 894 | 5 546 709 | -8,24 |
| MICRONESIA, FEDERATED STATES | 5 325 | 2 809 | -47,25 | 22 600 | 4 592 | -79,68 |
| GUAM | 7 746 | 12 084 | 56,00 | 23 625 | 39 219 | 66,01 |
| PALAU | 0 | 1 095 | - | 0 | 10 460 | - |
| NEW CALEDONIA | 54 034 | 42 221 | -21,86 | 188 350 | 220 336 | 16,98 |
| NORTHERN MARIANA ISLANDS | 27 | 623 | 2 207,41 | 61 | 2 210 | 3 522,95 |
| SAINT VINCENT AND THE GRENADI | 1 993 | 573 | -71,25 | 2 815 | 1 559 | -44,62 |
| VANUATU | 45 175 | 38 700 | -14,33 | 120 412 | 64 311 | -46,59 |
| WALLIS AND FUTUNA ISLANDS | 9 195 | 12 320 | 33,99 | 21 551 | 26 112 | 21,16 |
| AMERICAN SAMOA | 400 | 4 138 | 934,50 | 2 495 | 6 785 | 171,94 |
| COOK ISLANDS | 7 052 | 7 659 | 8,61 | 51 043 | 58 051 | 13,73 |
| FIJI | 59 510 | 56 950 | -4,30 | 372 107 | 464 851 | 24,92 |
| KIRIBATI | 1 311 | 1 559 | 18,92 | 2 737 | 3 218 | 17,57 |
| SAMOA | 2 277 | 3 064 | 34,56 | 7 631 | 6 165 | -19,21 |
| SOLOMON ISLANDS | 6 026 | 340 | -94,36 | 6 014 | 538 | -91,05 |
| TONGA | 1 638 | 1 906 | 16,36 | 11 389 | 5 497 | -51,73 |
| TUVALU | 896 | 770 | -14,06 | 2 273 | 2 570 | 13,07 |
| EAST TIMOR | 493 377 | 493 304 | -0,01 | 389 904 | 639 766 | 64,08 |
| UNITED STATES | 82 395 545 | 89 826 704 | 9,02 | 159 206 223 | 213 977 263 | 34,40 |
| CANADA | 6 097 195 | 7 591 949 | 24,52 | 13 085 572 | 18 389 929 | 40,54 |
| MEXICO | 17 667 464 | 14 607 933 | -17,32 | 34 048 302 | 35 132 645 | 3,18 |
| GUATEMALA | 1 014 766 | 745 148 | -26,57 | 2 713 558 | 1 607 849 | -40,75 |
| HONDURAS | 227 675 | 461 483 | 102,69 | 435 804 | 1 290 302 | 196,07 |
| NICARAGUA | 59 | 865 | 1 366,10 | 121 | 7 669 | 6 238,02 |
| PANAMA | 59 286 | 4 030 | -93,20 | 236 418 | 16 895 | -92,85 |
| CUBA | 0 | 81 229 | - | 0 | 166 273 | - |
| SURINAME | 275 350 | 232 818 | -15,45 | 414 386 | 428 991 | 3,52 |
| CHILE | 2 622 019 | 2 993 949 | 14,18 | 6 141 707 | 8 918 435 | 45,21 |
| VENEZUELA | 3 760 884 | 6 263 976 | 66,56 | 8 492 088 | 18 461 636 | 117,40 |
| ARGENTINA | 21 255 086 | 18 866 006 | -11,24 | 46 916 202 | 47 971 950 | 2,25 |
| BRAZIL | 125 902 222 | 109 148 908 | -13,31 | 245 137 134 | 285 173 929 | 16,33 |
| COLOMBIA | 10 961 727 | 10 487 939 | -4,32 | 20 268 483 | 26 634 394 | 31,41 |
| BOLIVIA | 12 000 | 2 011 | -83,24 | 1 | 3 101 | 310 000,00 |
| URUGUAY | 645 405 | 573 046 | -11,21 | 1 781 428 | 1 757 408 | -1,35 |
| PARAGUAY | 31 885 | 75 959 | 138,23 | 79 119 | 391 146 | 394,38 |
| ECUADOR | 895 100 | 1 937 049 | 116,41 | 1 768 429 | 4 048 709 | 128,94 |
| PERU | 2 178 900 | 2 255 711 | 3,53 | 5 010 298 | 6 294 975 | 25,64 |
| GUYANA | 102 456 | 183 261 | 78,87 | 171 022 | 351 715 | 105,65 |
| TRINIDAD AND TOBAGO | 4 921 | 6 537 | 32,84 | 9 787 | 15 294 | 56,27 |
| BAHAMAS | 7 487 | 11 431 | 52,68 | 40 744 | 57 085 | 40,11 |
| JAMAICA | 266 221 | 244 554 | -8,14 | 534 155 | 491 183 | -8,04 |
| PUERTO RICO | 4 713 | 958 | -79,67 | 20 237 | 7 283 | -64,01 |
| BELIZE | 1 190 | 3 898 | 227,56 | 1 563 | 9 579 | 512,86 |
| DOMINICAN REPUBLIC | 252 251 | 214 499 | -14,97 | 561 589 | 614 388 | 9,40 |
| EL SALVADOR | 607 131 | 821 465 | 35,30 | 1 274 908 | 1 869 787 | 46,66 |
| COSTA RICA | 77 935 | 87 966 | 12,87 | 336 358 | 299 291 | -11,02 |
| HAITI | 134 853 | 233 073 | 72,83 | 227 456 | 398 702 | 75,29 |
| BARBADOS | 370 | 139 | -62,43 | 587 | 1 593 | 171,38 |
| ANTIGUA AND BARBUDA | 1 253 | 1 080 | -13,81 | 4 650 | 8 232 | 77,03 |
| ANGUILLA | 1 071 | 0 | -100,00 | 4 604 | 0 | -100,00 |
| ARUBA | 406 | 249 | -38,67 | 933 | 115 | -87,67 |
| BERMUDA | 745 | 988 | 32,62 | 2 634 | 5 872 | 122,93 |
| CAYMAN ISLANDS | 281 | 330 | 17,44 | 380 | 696 | 83,16 |
| DOMINICA | 0 | 701 | - | 0 | 1 562 | - |
| FRENCH GUIANA | 76 670 | 4 831 | -93,70 | 101 880 | 4 093 | -95,98 |
| FRENCH POLYNESIA | 152 501 | 114 788 | -24,73 | 385 458 | 391 604 | 1,59 |
| GREENLAND | 9 000 | 0 | -100,00 | 11 470 | 0 | -100,00 |
| GRENADA | 113 | 21 591 | 19 007,08 | 467 | 85 527 | 18 214,13 |
| MARTINIQUE | 20 204 | 15 991 | -20,85 | 87 474 | 63 176 | -27,78 |
| NETHERLANDS ANTILLES | 126 218 | 63 218 | -49,91 | 289 316 | 160 899 | -44,39 |
| NORFOLK ISLANDS | 256 | 0 | -100,00 | 471 | 0 | -100,00 |
| SAINT LUCIA | 7 897 | 50 | -99,37 | 13 408 | 1 183 | -91,18 |
| TURKS AND CAICOS ISLANDS | 144 | 4 | -97,22 | 37 | 29 | -21,62 |
| GUADELOUPE | 39 070 | 39 416 | 0,89 | 124 605 | 129 884 | 4,24 |
| SAINT KITTS AND NEVIS | 237 | 1 171 | 394,09 | 4 462 | 8 532 | 91,21 |
| UNITED KINGDOM | 14 026 372 | 17 059 955 | 21,63 | 26 493 584 | 37 483 690 | 41,48 |
| NETHERLANDS | 4 736 855 | 7 818 388 | 65,05 | 10 942 016 | 17 255 649 | 57,70 |
| FRANCE | 2 410 584 | 1 867 648 | -22,52 | 5 466 355 | 4 860 178 | -11,09 |
| GERMANY, FED. REP. OF | 23 525 886 | 28 169 942 | 19,74 | 53 494 355 | 72 578 921 | 35,68 |
| AUSTRIA | 58 574 | 49 847 | -14,90 | 503 230 | 305 622 | -39,27 |
| BELGIUM | 28 330 470 | 33 376 986 | 17,81 | 45 412 081 | 66 299 766 | 46,00 |
| SWITZERLAND | 50 174 | 88 184 | 75,76 | 140 424 | 584 814 | 316,46 |

TABEL 5. PERKEMBANGAN EKSPOR INDONESIA MENURUT KOMODITI DAN NEGARA TUJUAN

| JENIS BARANG | BERAT BERSIH (KG) | | PERUB | NILAI FOB (US \$) | | PERUB |
|-------------------------------|--------------------|--------------------|-------------|----------------------|----------------------|--------------|
| | JAN-DES 2009 | JAN-DES 2010 | % | JAN-DES 2009 | JAN-DES 2010 | % |
| | (1) | (2) | (3) | (4) | (5) | (6) |
| LUXEMBOURG | 150 | 9 929 | 6 519,33 | 100 | 113 584 | 113 484,00 |
| GIBRALTAR | 200 | 0 | -100,00 | 5 226 | 0 | -100,00 |
| DENMARK | 673 381 | 991 025 | 47,17 | 2 109 459 | 2 815 090 | 33,45 |
| NORWAY | 339 678 | 347 914 | 2,42 | 2 642 177 | 2 762 825 | 4,57 |
| SWEDEN | 1 412 961 | 1 818 276 | 28,69 | 6 239 730 | 8 755 587 | 40,32 |
| FINLAND | 2 622 582 | 3 332 698 | 27,08 | 5 337 295 | 7 213 316 | 35,15 |
| IRELAND | 281 969 | 518 331 | 83,83 | 409 341 | 1 004 040 | 145,28 |
| ITALY | 37 981 770 | 48 377 826 | 27,37 | 69 674 439 | 107 653 575 | 54,51 |
| SPAIN | 19 358 238 | 19 773 824 | 2,15 | 37 592 269 | 46 958 885 | 24,92 |
| PORTUGAL | 9 116 826 | 8 654 142 | -5,08 | 22 267 669 | 26 074 473 | 17,10 |
| GREECE | 3 863 171 | 2 575 575 | -33,33 | 9 484 175 | 6 778 411 | -28,53 |
| DEMOCRATIC REPUBLIC OF THE C | 108 186 | 153 712 | 42,08 | 259 362 | 426 024 | 64,26 |
| HUNGARY | 1 639 037 | 1 913 869 | 16,77 | 2 455 438 | 3 434 115 | 39,86 |
| POLAND | 4 012 786 | 4 969 450 | 23,84 | 8 069 244 | 11 546 969 | 43,10 |
| ROMANIA | 915 708 | 1 055 216 | 15,23 | 2 811 484 | 2 625 709 | -6,61 |
| BULGARIA | 201 633 | 270 513 | 34,16 | 328 396 | 544 631 | 65,85 |
| YUGOSLAVIA | 2 383 | 1 076 | -54,85 | 7 075 | 4 706 | -33,48 |
| ALBANIA | 247 | 368 | 48,99 | 430 | 2 114 | 391,63 |
| AZERBAIJAN | 17 934 | 483 | -97,31 | 20 377 | 2 600 | -87,24 |
| KAZAKHSTAN | 320 | 695 | 117,19 | 356 | 1 403 | 294,10 |
| KYRGYZSTAN | 180 590 | 182 399 | 1,00 | 568 863 | 579 750 | 1,91 |
| TURKMENISTAN | 0 | 107 | - | 0 | 100 | - |
| UKRAINE | 176 213 | 477 068 | 170,73 | 376 402 | 1 006 619 | 167,43 |
| UZBEKISTAN | 33 358 | 33 916 | 1,67 | 91 519 | 90 621 | -0,98 |
| LITHUANIA | 340 033 | 1 010 985 | 197,32 | 595 884 | 1 914 247 | 221,24 |
| LATVIA | 226 883 | 334 786 | 47,56 | 650 611 | 922 606 | 41,81 |
| ESTONIA | 35 991 | 13 711 | -61,90 | 95 363 | 41 971 | -55,99 |
| GEORGIA | 3 129 | 5 267 | 68,33 | 8 272 | 8 858 | 7,08 |
| CROATIA | 36 645 | 21 070 | -42,50 | 85 424 | 73 208 | -14,30 |
| BOSNIA AND HERZEGOVINA | 66 | 36 589 | 55 337,88 | 631 | 44 922 | 7 019,18 |
| MALTA | 5 503 | 13 804 | 150,84 | 15 882 | 46 546 | 193,07 |
| SLOVAKIA | 1 575 | 837 | -46,86 | 7 834 | 3 549 | -54,70 |
| SLOVENIA | 359 650 | 71 528 | -80,11 | 913 153 | 242 366 | -73,46 |
| CZECH REPUBLIC | 342 293 | 206 977 | -39,53 | 700 146 | 481 573 | -31,22 |
| REP. OF MACEDONIA | 130 | 1 | -99,23 | 58 | 75 | 29,31 |
| RUSSIA FEDERATION | 2 249 054 | 5 343 503 | 137,59 | 6 301 362 | 16 509 055 | 161,99 |
| -BARANG DARI KARET | 512 228 257 | 556 889 539 | 8,72 | 1 639 512 118 | 2 019 555 953 | 23,18 |
| JAPAN | 63 452 457 | 61 605 202 | -2,91 | 271 599 340 | 257 945 418 | -5,03 |
| HONG KONG | 3 660 084 | 2 971 921 | -18,80 | 17 023 796 | 17 325 252 | 1,77 |
| KOREA, DEMOCRATIC PEOPLE'S RI | 10 780 | 0 | -100,00 | 54 978 | 0 | -100,00 |
| KOREA, REPUBLIC OF | 5 197 348 | 6 268 421 | 20,61 | 10 465 102 | 16 302 599 | 55,78 |
| TAIWAN | 4 082 062 | 5 568 663 | 36,42 | 12 999 145 | 20 672 684 | 59,03 |
| CHINA | 78 412 961 | 29 511 090 | -62,36 | 138 474 886 | 101 486 360 | -26,71 |
| MONGOLIA | 0 | 7 195 | - | 0 | 24 975 | - |
| PAPUA NEW GUINEA | 1 593 758 | 2 228 808 | 39,85 | 6 271 576 | 7 848 848 | 25,15 |
| THAILAND | 6 676 673 | 7 585 609 | 13,61 | 24 887 752 | 31 837 803 | 27,93 |
| SINGAPORE | 7 863 352 | 7 272 085 | -7,52 | 57 111 008 | 64 219 256 | 12,45 |
| PHILIPPINES | 15 885 648 | 19 702 442 | 24,03 | 39 805 633 | 53 797 120 | 35,15 |
| MALAYSIA | 21 727 100 | 28 368 661 | 30,57 | 57 111 023 | 78 083 595 | 36,72 |
| MYANMAR (FORM. BURMA) | 702 603 | 1 281 444 | 82,39 | 2 149 946 | 4 354 855 | 102,56 |
| CAMBODIA | 418 259 | 313 895 | -24,95 | 1 375 988 | 1 129 293 | -17,93 |
| BRUNEI DARUSSALAM | 519 342 | 404 612 | -22,09 | 1 613 468 | 1 339 719 | -16,97 |
| LAO PEOPLE'S DEMOCRATIC REPU | 61 354 | 105 822 | 72,48 | 206 869 | 387 679 | 87,40 |
| NEPAL | 12 869 | 15 236 | 18,39 | 38 014 | 44 486 | 17,03 |
| VIET NAM | 4 787 914 | 6 484 721 | 35,44 | 13 522 615 | 18 066 090 | 33,60 |
| MALDIVES | 29 048 | 152 399 | 424,65 | 61 590 | 45 376 | -26,33 |
| INDIA | 1 547 386 | 2 939 667 | 89,98 | 4 618 625 | 10 416 229 | 125,53 |
| PAKISTAN | 3 146 900 | 4 017 697 | 27,67 | 7 491 482 | 10 617 039 | 41,72 |
| BANGLADESH | 2 672 654 | 3 020 009 | 13,00 | 5 911 989 | 6 852 700 | 15,91 |
| SRI LANKA | 2 061 496 | 2 822 088 | 36,90 | 5 538 480 | 8 160 946 | 47,35 |
| AFGHANISTAN | 119 732 | 204 846 | 71,09 | 316 527 | 636 988 | 101,24 |
| IRAQ | 258 149 | 387 091 | 49,95 | 824 226 | 1 398 369 | 69,66 |
| IRAN (ISLAMIC REPUBLIC OF) | 2 764 791 | 3 055 463 | 10,51 | 8 089 619 | 9 006 412 | 11,33 |
| SAUDI ARABIA | 17 589 884 | 20 006 936 | 13,74 | 54 670 520 | 66 404 241 | 21,46 |
| ISRAEL | 1 701 017 | 1 804 371 | 6,08 | 4 526 044 | 5 903 904 | 30,44 |
| KUWAIT | 396 665 | 618 357 | 55,89 | 1 166 804 | 2 210 888 | 89,48 |
| JORDAN | 1 502 376 | 1 831 468 | 21,90 | 4 184 311 | 5 712 390 | 36,52 |
| LEBANON | 2 342 381 | 1 690 011 | -27,85 | 7 666 409 | 6 107 344 | -20,34 |
| YEMEN | 3 982 365 | 4 489 152 | 12,73 | 12 355 779 | 16 069 624 | 30,06 |
| OMAN | 669 469 | 623 251 | -6,90 | 2 028 876 | 2 195 444 | 8,21 |
| SYRIA ARAB REPUBLIC | 2 253 374 | 1 962 534 | -12,91 | 5 207 045 | 5 003 316 | -3,91 |
| TURKEY | 4 301 948 | 6 464 763 | 50,28 | 12 937 104 | 20 211 315 | 56,23 |
| UNITED ARAB EMIRATES | 19 819 877 | 19 805 336 | -0,07 | 59 541 891 | 65 901 104 | 10,68 |
| QATAR | 573 350 | 536 661 | -6,40 | 1 880 072 | 1 840 639 | -2,10 |
| BAHRAIN | 181 443 | 240 432 | 32,51 | 597 407 | 836 049 | 39,95 |
| CYPRUS | 141 056 | 197 254 | 39,84 | 576 141 | 849 881 | 47,51 |
| EGYPT | 7 127 102 | 9 468 048 | 32,85 | 20 726 934 | 29 105 735 | 40,42 |

TABEL 5. PERKEMBANGAN EKSPOR INDONESIA MENURUT KOMODITI DAN NEGARA TUJUAN

| JENIS BARANG | BERAT BERSIH (KG) | | PERUB | NILAI FOB (US \$) | | PERUB |
|------------------------------|-------------------|--------------|---------|-------------------|--------------|---------|
| | JAN-DES 2009 | JAN-DES 2010 | % | JAN-DES 2009 | JAN-DES 2010 | % |
| | (1) | (2) | (3) | (4) | (5) | (6) |
| LIBYAN ARAB JAMAHIRIYA | 2 374 861 | 1 702 179 | -28,33 | 7 541 229 | 5 779 967 | -23,36 |
| MOROCCO | 413 553 | 498 711 | 20,59 | 1 367 953 | 1 730 728 | 26,52 |
| TUNISIA | 218 283 | 68 671 | -68,54 | 473 416 | 263 158 | -44,41 |
| ALGERIA | 737 587 | 479 803 | -34,95 | 2 255 290 | 936 085 | -58,49 |
| SUDAN | 464 999 | 759 608 | 63,36 | 1 417 622 | 2 429 176 | 71,36 |
| NAMIBIA | 9 500 | 13 438 | 41,45 | 35 700 | 46 357 | 29,85 |
| ETHIOPIA | 36 821 | 26 615 | -27,72 | 117 030 | 97 727 | -16,49 |
| TANZANIA, UNITED REPUBLIC OF | 0 | 4 989 | - | 0 | 14 069 | - |
| MADAGASCAR | 3 895 | 0 | -100,00 | 3 610 | 0 | -100,00 |
| KENYA | 322 660 | 559 362 | 73,36 | 897 068 | 1 988 199 | 121,63 |
| REUNION | 45 830 | 78 565 | 71,43 | 176 097 | 321 153 | 82,37 |
| BOTSWANA | 7 957 | 17 085 | 114,72 | 24 863 | 65 277 | 162,55 |
| EQUATORIAL GUINEA | 370 | 962 | 160,00 | 965 | 1 753 | 81,66 |
| TOGO | 5 109 | 1 590 | -68,88 | 15 448 | 1 412 | -90,86 |
| GHANA | 333 279 | 700 295 | 110,12 | 837 894 | 1 831 270 | 118,56 |
| LIBERIA | 5 264 | 11 702 | 122,30 | 13 177 | 40 879 | 210,23 |
| ANGOLA | 232 | 0 | -100,00 | 215 | 0 | -100,00 |
| CONGO | 0 | 136 | - | 0 | 222 | - |
| CAMEROON | 13 088 | 48 415 | 269,92 | 43 382 | 61 767 | 42,38 |
| NIGERIA | 1 781 175 | 2 130 405 | 19,61 | 5 632 771 | 7 704 866 | 36,79 |
| SIERRA LEONE | 0 | 1 872 | - | 0 | 6 006 | - |
| COTE D'IVOIRE | 55 403 | 38 212 | -31,03 | 154 475 | 148 849 | -3,64 |
| SENEGAL | 86 341 | 149 585 | 73,25 | 284 428 | 515 524 | 81,25 |
| MALI | 12 | 0 | -100,00 | 64 | 0 | -100,00 |
| BENIN | 31 179 | 6 225 | -80,03 | 86 161 | 23 045 | -73,25 |
| BURKINA FASO | 0 | 16 608 | - | 0 | 64 803 | - |
| SEYCHELLES | 2 686 | 6 208 | 131,12 | 5 952 | 21 544 | 261,96 |
| UGANDA | 68 699 | 68 632 | -0,10 | 93 665 | 93 797 | 0,14 |
| NIGER | 0 | 2 605 | - | 0 | 3 360 | - |
| CHAD | 9 | 0 | -100,00 | 40 | 0 | -100,00 |
| DJIBOUTI | 25 052 | 0 | -100,00 | 77 523 | 0 | -100,00 |
| SAO TOME AND PRINCIPE | 605 | 0 | -100,00 | 220 | 0 | -100,00 |
| SOUTH AFRICA | 3 486 330 | 4 679 953 | 34,24 | 9 915 742 | 15 082 758 | 52,11 |
| ZIMBABWE | 24 832 | 34 568 | 39,21 | 91 593 | 146 522 | 59,97 |
| ZAMBIA | 0 | 2 | - | 0 | 9 | - |
| MALAWI | 35 908 | 78 065 | 117,40 | 96 272 | 213 761 | 122,04 |
| COMOROS | 0 | 587 | - | 0 | 3 040 | - |
| MAURITIUS | 462 784 | 643 449 | 39,04 | 1 372 168 | 2 074 868 | 51,21 |
| AUSTRALIA | 15 362 898 | 25 849 347 | 68,26 | 47 783 230 | 90 460 919 | 89,32 |
| NEW ZEALAND | 3 166 609 | 6 129 063 | 93,55 | 10 916 476 | 22 910 011 | 109,87 |
| GUAM | 9 674 | 28 597 | 195,61 | 29 753 | 100 407 | 237,47 |
| NEW CALEDONIA | 36 387 | 17 981 | -50,58 | 115 203 | 65 728 | -42,95 |
| VANUATU | 15 879 | 23 662 | 49,01 | 50 098 | 85 342 | 70,35 |
| AMERICAN SAMOA | 0 | 4 953 | - | 0 | 17 635 | - |
| COOK ISLANDS | 77 | 108 | 40,26 | 887 | 165 | -81,40 |
| FIJI | 145 206 | 140 901 | -2,96 | 495 621 | 492 984 | -0,53 |
| SAMOA | 4 765 | 21 773 | 356,94 | 14 744 | 76 445 | 418,48 |
| SOLOMON ISLANDS | 20 420 | 5 400 | -73,56 | 74 432 | 13 247 | -82,20 |
| TONGA | 0 | 46 | - | 0 | 600 | - |
| CHRISTMAS ISLANDS | 32 999 | 0 | -100,00 | 219 100 | 0 | -100,00 |
| EAST TIMOR | 775 936 | 1 079 367 | 39,11 | 1 332 166 | 2 618 861 | 96,59 |
| UNITED STATES | 91 950 888 | 131 820 653 | 43,36 | 337 783 570 | 482 494 581 | 42,84 |
| CANADA | 5 686 738 | 4 586 743 | -19,34 | 18 833 171 | 16 889 609 | -10,32 |
| MEXICO | 2 181 745 | 3 196 500 | 46,51 | 5 308 729 | 9 180 205 | 72,93 |
| GUATEMALA | 168 255 | 320 792 | 90,66 | 493 729 | 997 137 | 101,96 |
| HONDURAS | 113 569 | 264 276 | 132,70 | 357 640 | 870 719 | 143,46 |
| NICARAGUA | 0 | 25 164 | - | 0 | 76 992 | - |
| PANAMA | 459 099 | 750 349 | 63,44 | 1 413 841 | 2 523 187 | 78,46 |
| SURINAME | 79 234 | 75 711 | -4,45 | 234 077 | 251 165 | 7,30 |
| CHILE | 232 989 | 461 709 | 98,17 | 563 355 | 1 301 997 | 131,11 |
| VENEZUELA | 152 450 | 258 511 | 69,57 | 648 952 | 921 773 | 42,04 |
| ARGENTINA | 1 273 236 | 1 484 538 | 16,60 | 2 957 301 | 4 559 452 | 54,18 |
| BRAZIL | 2 048 234 | 2 978 297 | 45,41 | 6 140 055 | 9 596 660 | 56,30 |
| COLOMBIA | 2 103 230 | 2 113 878 | 0,51 | 4 662 324 | 4 713 020 | 1,09 |
| BOLIVIA | 124 195 | 555 401 | 347,20 | 415 725 | 1 748 359 | 320,56 |
| URUGUAY | 79 912 | 508 597 | 536,45 | 247 000 | 1 319 750 | 434,31 |
| PARAGUAY | 129 515 | 652 031 | 403,44 | 388 513 | 2 222 064 | 471,94 |
| ECUADOR | 235 359 | 269 908 | 14,68 | 671 222 | 788 072 | 17,41 |
| PERU | 753 061 | 1 033 409 | 37,23 | 1 694 891 | 3 057 288 | 80,38 |
| GUYANA | 0 | 16 113 | - | 0 | 57 446 | - |
| TRINIDAD AND TOBAGO | 77 637 | 86 391 | 11,28 | 227 474 | 266 435 | 17,13 |
| JAMAICA | 177 227 | 102 619 | -42,10 | 549 058 | 323 044 | -41,16 |
| PUERTO RICO | 582 346 | 1 080 825 | 85,60 | 1 723 248 | 3 703 112 | 114,89 |
| BELIZE | 122 | 0 | -100,00 | 232 | 0 | -100,00 |
| DOMINICAN REPUBLIC | 313 234 | 336 996 | 7,59 | 810 629 | 1 068 801 | 31,85 |
| EL SALVADOR | 216 251 | 186 812 | -13,61 | 542 462 | 586 358 | 8,09 |
| COSTA RICA | 341 622 | 578 798 | 69,43 | 912 244 | 1 835 592 | 101,22 |
| HAITI | 49 270 | 226 710 | 360,14 | 156 377 | 810 807 | 418,50 |

TABEL 5. PERKEMBANGAN EKSPOR INDONESIA MENURUT KOMODITI DAN NEGARA TUJUAN

| JENIS BARANG | BERAT BERSIH (KG) | | PERUB | NILAI FOB (US \$) | | PERUB |
|------------------------------|-------------------|-------------------|---------------|--------------------|--------------------|--------------|
| | JAN-DES 2009 | JAN-DES 2010 | % | JAN-DES 2009 | JAN-DES 2010 | % |
| | (1) | (2) | (3) | (4) | (5) | (6) |
| BARBADOS | 35 131 | 44 869 | 27,72 | 107 311 | 150 096 | 39,87 |
| BERMUDA | 0 | 4 528 | - | 0 | 13 149 | - |
| DOMINICA | 20 484 | 0 | -100,00 | 57 338 | 0 | -100,00 |
| FRENCH POLYNESIA | 1 158 | 46 | -96,03 | 1 687 | 216 | -87,20 |
| MARTINIQUE | 0 | 31 | - | 0 | 845 | - |
| NETHERLANDS ANTILLES | 194 | 8 | -95,88 | 413 | 67 | -83,78 |
| SAINT LUCIA | 1 265 | 0 | -100,00 | 10 433 | 0 | -100,00 |
| GUADELOUPE | 19 | 9 869 | 51 842,11 | 41 | 37 351 | 91 000,00 |
| UNITED KINGDOM | 17 434 151 | 16 686 161 | -4,29 | 52 389 173 | 59 229 424 | 13,06 |
| NETHERLANDS | 9 731 136 | 11 245 154 | 15,56 | 29 467 453 | 40 392 954 | 37,08 |
| FRANCE | 4 468 303 | 4 111 839 | -7,98 | 13 781 558 | 15 203 883 | 10,32 |
| GERMANY, FED. REP. OF | 15 690 175 | 19 822 364 | 26,34 | 77 133 545 | 100 530 410 | 30,33 |
| AUSTRIA | 34 877 | 126 240 | 261,96 | 237 197 | 650 476 | 174,23 |
| BELGIUM | 9 653 856 | 9 780 444 | 1,31 | 30 034 425 | 34 314 546 | 14,25 |
| SWITZERLAND | 228 362 | 138 574 | -39,32 | 1 065 014 | 661 894 | -37,85 |
| LUXEMBOURG | 138 081 | 884 351 | 540,46 | 414 142 | 3 813 708 | 820,87 |
| DENMARK | 933 933 | 1 396 950 | 49,58 | 2 365 867 | 3 950 122 | 66,96 |
| NORWAY | 41 150 | 475 531 | 1 055,60 | 180 954 | 1 662 931 | 818,98 |
| SWEDEN | 807 946 | 1 142 753 | 41,44 | 3 206 567 | 4 786 671 | 49,28 |
| FINLAND | 945 954 | 776 675 | -17,90 | 3 411 529 | 3 082 877 | -9,63 |
| IRELAND | 863 040 | 539 944 | -37,44 | 2 495 658 | 1 444 145 | -42,13 |
| ITALY | 11 877 340 | 11 926 439 | 0,41 | 36 075 813 | 44 777 047 | 24,12 |
| SPAIN | 3 170 154 | 2 963 225 | -6,53 | 10 209 495 | 10 524 550 | 3,09 |
| PORTUGAL | 981 004 | 814 912 | -16,93 | 3 612 041 | 3 249 543 | -10,04 |
| ICELAND | 10 692 | 52 582 | 391,79 | 39 051 | 177 740 | 355,15 |
| GREECE | 1 060 666 | 1 040 717 | -1,88 | 3 619 765 | 4 365 368 | 20,60 |
| DEMOCRATIC REPUBLIC OF THE C | 96 | 9 239 | 9 523,96 | 3 905 | 13 939 | 256,95 |
| HUNGARY | 11 872 | 103 705 | 773,53 | 35 183 | 382 144 | 986,16 |
| POLAND | 530 260 | 1 119 486 | 111,12 | 2 064 160 | 4 777 448 | 131,45 |
| ROMANIA | 77 671 | 137 593 | 77,15 | 264 337 | 411 178 | 55,55 |
| BULGARIA | 39 730 | 52 984 | 33,36 | 139 038 | 190 666 | 37,13 |
| ALBANIA | 12 183 | 36 237 | 197,44 | 39 276 | 143 091 | 264,32 |
| AZERBAIJAN | 20 104 | 12 535 | -37,65 | 84 321 | 50 619 | -39,97 |
| KAZAKHSTAN | 0 | 557 | - | 0 | 12 323 | - |
| UKRAINE | 120 050 | 371 430 | 209,40 | 321 726 | 1 567 880 | 387,33 |
| LITHUANIA | 135 415 | 179 208 | 32,34 | 466 377 | 728 135 | 56,13 |
| LATVIA | 169 460 | 442 407 | 161,07 | 480 419 | 1 514 722 | 215,29 |
| ESTONIA | 1 105 554 | 1 518 265 | 37,33 | 3 726 213 | 5 543 086 | 48,76 |
| GEORGIA | 90 175 | 491 520 | 445,07 | 319 134 | 1 807 523 | 466,38 |
| CROATIA | 100 492 | 33 598 | -66,57 | 388 531 | 211 617 | -45,53 |
| MALTA | 11 321 | 0 | -100,00 | 30 103 | 0 | -100,00 |
| SLOVAKIA | 2 421 | 40 | -98,35 | 35 191 | 959 | -97,27 |
| SLOVENIA | 254 933 | 175 770 | -31,05 | 891 617 | 658 589 | -26,14 |
| CZECH REPUBLIC | 129 247 | 171 030 | 32,33 | 655 149 | 1 213 114 | 85,17 |
| RUSSIA FEDERATION | 886 604 | 1 914 037 | 115,88 | 2 222 392 | 6 239 022 | 180,73 |
| -SHEET | 77 039 855 | 60 165 501 | -21,90 | 126 439 368 | 192 546 469 | 52,28 |
| JAPAN | 5 344 521 | 4 555 385 | -14,77 | 8 614 543 | 14 743 517 | 71,15 |
| HONG KONG | 501 456 | 36 612 | -92,70 | 745 891 | 106 105 | -85,77 |
| KOREA, REPUBLIC OF | 940 446 | 973 398 | 3,50 | 1 750 563 | 3 417 330 | 95,21 |
| TAIWAN | 7 332 540 | 11 008 546 | 50,13 | 12 277 008 | 35 438 998 | 188,66 |
| CHINA | 17 797 728 | 6 482 846 | -63,57 | 26 950 953 | 20 147 197 | -25,24 |
| SINGAPORE | 5 357 668 | 5 809 214 | 8,43 | 8 825 649 | 18 218 224 | 106,42 |
| PHILIPPINES | 31 460 | 18 306 | -41,81 | 61 010 | 58 579 | -3,98 |
| MALAYSIA | 684 075 | 1 590 616 | 132,52 | 1 125 691 | 4 363 901 | 287,66 |
| VIET NAM | 1 694 590 | 0 | -100,00 | 2 050 875 | 0 | -100,00 |
| MALDIVES | 0 | 35 | - | 0 | 1 240 | - |
| INDIA | 7 535 591 | 10 062 323 | 33,53 | 11 973 038 | 32 243 301 | 169,30 |
| PAKISTAN | 100 800 | 78 786 | -21,84 | 133 359 | 243 290 | 82,43 |
| SRI LANKA | 794 262 | 37 290 | -95,31 | 1 277 690 | 115 972 | -90,92 |
| IRAN (ISLAMIC REPUBLIC OF) | 0 | 36 612 | - | 0 | 113 497 | - |
| SAUDI ARABIA | 0 | 60 321 | - | 0 | 214 970 | - |
| ISRAEL | 40 320 | 0 | -100,00 | 83 866 | 0 | -100,00 |
| TURKEY | 778 090 | 882 319 | 13,40 | 1 405 056 | 2 944 893 | 109,59 |
| UNITED ARAB EMIRATES | 129 996 | 73 222 | -43,67 | 205 074 | 198 172 | -3,37 |
| ALGERIA | 40 320 | 0 | -100,00 | 47 174 | 0 | -100,00 |
| KENYA | 36 612 | 0 | -100,00 | 56 749 | 0 | -100,00 |
| SOUTH AFRICA | 235 200 | 274 560 | 16,73 | 395 616 | 830 349 | 109,89 |
| AUSTRALIA | 40 320 | 80 658 | 100,04 | 108 233 | 247 830 | 128,98 |
| EAST TIMOR | 94 | 0 | -100,00 | 25 | 0 | -100,00 |
| UNITED STATES | 11 687 783 | 9 525 015 | -18,50 | 20 871 961 | 30 455 024 | 45,91 |
| CANADA | 2 964 649 | 181 440 | -93,88 | 5 182 856 | 646 934 | -87,52 |
| MEXICO | 20 160 | 20 160 | 0,00 | 59 875 | 69 149 | 15,49 |
| CHILE | 161 280 | 100 800 | -37,50 | 251 193 | 372 960 | 48,48 |
| ARGENTINA | 169 050 | 56 611 | -66,51 | 265 131 | 193 811 | -26,90 |
| BRAZIL | 483 858 | 776 704 | 60,52 | 818 521 | 2 528 272 | 208,88 |
| COLOMBIA | 2 400 | 2 400 | 0,00 | 3 480 | 8 220 | 136,21 |
| ANTIGUA AND BARBUDA | 0 | 17 | - | 0 | 2 | - |

TABEL 5. PERKEMBANGAN EKSPOR INDONESIA MENURUT KOMODITI DAN NEGARA TUJUAN

| JENIS BARANG | BERAT BERSIH (KG) | | PERUB | NILAI FOB (US \$) | | PERUB |
|-------------------------------|----------------------|----------------------|--------------|----------------------|----------------------|---------------|
| | JAN-DES 2009 | JAN-DES 2010 | % | JAN-DES 2009 | JAN-DES 2010 | % |
| | (1) | (2) | (3) | (4) | (5) | (6) |
| UNITED KINGDOM | 40 320 | 80 640 | 100,00 | 64 310 | 277 401 | 331,35 |
| NETHERLANDS | 2 064 464 | 2 414 809 | 16,97 | 3 628 567 | 7 902 620 | 117,79 |
| FRANCE | 2 454 592 | 221 947 | -90,96 | 4 138 025 | 717 146 | -82,67 |
| GERMANY, FED. REP. OF | 1 392 545 | 1 164 386 | -16,38 | 2 567 687 | 4 027 550 | 56,86 |
| AUSTRIA | 2 | 0 | -100,00 | 37 | 0 | -100,00 |
| BELGIUM | 481 918 | 100 800 | -79,08 | 769 478 | 336 571 | -56,26 |
| LUXEMBOURG | 115 198 | 38 400 | -66,67 | 228 642 | 130 596 | -42,88 |
| NORWAY | 19 200 | 19 200 | 0,00 | 28 128 | 67 392 | 139,59 |
| ITALY | 932 212 | 705 600 | -24,31 | 1 629 036 | 2 364 157 | 45,13 |
| SPAIN | 1 647 543 | 11 | -100,00 | 2 677 409 | 62 | -100,00 |
| GREECE | 58 626 | 19 239 | -67,18 | 79 126 | 62 375 | -21,17 |
| VATICAN CITY STATE (HOLY SEE) | 120 960 | 0 | -100,00 | 262 685 | 0 | -100,00 |
| POLAND | 403 445 | 0 | -100,00 | 618 658 | 0 | -100,00 |
| BELARUS | 73 224 | 18 306 | -75,00 | 102 422 | 48 877 | -52,28 |
| UKRAINE | 60 480 | 59 273 | -2,00 | 175 191 | 222 623 | 27,07 |
| LITHUANIA | 350 566 | 567 486 | 61,88 | 553 694 | 1 851 011 | 234,30 |
| ESTONIA | 75 012 | 79 680 | 6,22 | 167 235 | 250 359 | 49,70 |
| SLOVENIA | 172 799 | 153 600 | -11,11 | 330 282 | 507 744 | 53,73 |
| RUSSIA FEDERATION | 1 671 480 | 1 797 928 | 7,57 | 2 877 676 | 5 858 248 | 103,58 |
| -CRUMB RUBBER | 1 872 796 653 | 2 229 151 481 | 19,03 | 3 050 417 642 | 6 942 690 316 | 127,60 |
| JAPAN | 266 937 129 | 307 616 730 | 15,24 | 443 560 222 | 954 252 480 | 115,13 |
| HONG KONG | 564 479 | 0 | -100,00 | 731 532 | 0 | -100,00 |
| KOREA, DEMOCRATIC PEOPLE'S RI | 294 840 | 0 | -100,00 | 372 825 | 0 | -100,00 |
| KOREA, REPUBLIC OF | 98 434 833 | 90 094 964 | -8,47 | 157 520 755 | 276 138 955 | 75,30 |
| TAIWAN | 16 163 892 | 19 778 601 | 22,36 | 26 717 790 | 61 050 387 | 128,50 |
| CHINA | 431 141 456 | 406 606 290 | -5,69 | 657 121 190 | 1 273 364 575 | 93,78 |
| SINGAPORE | 93 744 325 | 110 251 815 | 17,61 | 153 894 597 | 336 420 653 | 118,60 |
| PHILIPPINES | 5 826 240 | 5 987 520 | 2,77 | 10 285 722 | 18 731 404 | 82,11 |
| MALAYSIA | 31 015 145 | 5 566 077 | -82,05 | 48 324 449 | 16 721 677 | -65,40 |
| VIET NAM | 15 713 165 | 3 940 440 | -74,92 | 22 621 790 | 11 631 062 | -48,58 |
| INDIA | 75 277 151 | 86 989 040 | 15,56 | 113 174 425 | 262 019 637 | 131,52 |
| PAKISTAN | 5 120 634 | 3 306 230 | -35,43 | 7 581 406 | 10 092 925 | 33,13 |
| SRI LANKA | 1 149 120 | 791 280 | -31,14 | 1 851 153 | 2 369 888 | 28,02 |
| IRAN (ISLAMIC REPUBLIC OF) | 13 734 933 | 10 857 410 | -20,95 | 24 379 855 | 33 900 332 | 39,05 |
| ISRAEL | 2 298 240 | 2 056 320 | -10,53 | 3 720 126 | 6 423 076 | 72,66 |
| TURKEY | 36 525 781 | 52 844 001 | 44,68 | 63 985 536 | 168 920 925 | 164,00 |
| UNITED ARAB EMIRATES | 443 520 | 262 080 | -40,91 | 545 594 | 723 258 | 32,56 |
| EGYPT | 6 370 559 | 7 822 080 | 22,78 | 11 010 634 | 25 425 779 | 130,92 |
| TUNISIA | 0 | 20 160 | - | 0 | 42 538 | - |
| ALGERIA | 90 720 | 0 | -100,00 | 156 571 | 0 | -100,00 |
| TANZANIA, UNITED REPUBLIC OF | 20 160 | 60 480 | 200,00 | 38 707 | 170 554 | 340,63 |
| KENYA | 1 330 560 | 1 350 719 | 1,52 | 2 025 963 | 4 302 783 | 112,38 |
| SIERRA LEONE | 0 | 90 720 | - | 0 | 305 048 | - |
| CENTRAL AFRICAN REPUBLIC | 0 | 100 800 | - | 0 | 304 950 | - |
| SOUTH AFRICA | 23 979 599 | 27 253 435 | 13,65 | 39 247 740 | 83 771 152 | 113,44 |
| AUSTRALIA | 9 097 919 | 6 194 157 | -31,92 | 14 933 952 | 18 789 915 | 25,82 |
| NEW ZEALAND | 221 760 | 0 | -100,00 | 328 120 | 0 | -100,00 |
| EAST TIMOR | 189 000 | 0 | -100,00 | 239 558 | 0 | -100,00 |
| UNITED STATES | 368 481 280 | 507 389 221 | 37,70 | 612 600 896 | 1 571 924 069 | 156,60 |
| CANADA | 45 583 747 | 65 243 069 | 43,13 | 76 943 942 | 204 789 531 | 166,15 |
| MEXICO | 7 748 159 | 17 177 434 | 121,70 | 12 781 298 | 54 051 250 | 322,89 |
| PANAMA | 100 800 | 40 320 | -60,00 | 138 096 | 113 285 | -17,97 |
| CHILE | 564 479 | 3 124 799 | 453,57 | 1 075 943 | 9 883 703 | 818,61 |
| VENEZUELA | 5 667 807 | 5 614 559 | -0,94 | 8 931 119 | 17 257 338 | 93,23 |
| ARGENTINA | 23 411 635 | 25 202 518 | 7,65 | 38 940 667 | 76 817 497 | 97,27 |
| BRAZIL | 56 528 117 | 107 262 563 | 89,75 | 103 630 476 | 339 970 986 | 228,06 |
| COLOMBIA | 6 324 115 | 6 217 676 | -1,68 | 11 098 219 | 19 298 935 | 73,89 |
| ECUADOR | 4 294 080 | 4 435 200 | 3,29 | 6 392 488 | 13 557 890 | 112,09 |
| PERU | 40 320 | 1 975 674 | 4 799,99 | 84 146 | 5 898 932 | 6 910,35 |
| EL SALVADOR | 415 800 | 0 | -100,00 | 648 964 | 0 | -100,00 |
| COSTA RICA | 1 693 440 | 1 008 000 | -40,48 | 3 038 282 | 2 911 832 | -4,16 |
| NORFOLK ISLANDS | 241 920 | 0 | -100,00 | 577 593 | 0 | -100,00 |
| UNITED KINGDOM | 14 277 296 | 23 229 493 | 62,70 | 24 692 916 | 73 485 482 | 197,60 |
| NETHERLANDS | 35 145 047 | 58 624 084 | 66,81 | 58 925 020 | 185 517 276 | 214,84 |
| FRANCE | 27 103 970 | 47 173 804 | 74,05 | 47 510 588 | 148 735 614 | 213,06 |
| GERMANY, FED. REP. OF | 35 043 951 | 54 573 102 | 55,73 | 60 079 073 | 171 876 577 | 186,08 |
| AUSTRIA | 141 120 | 0 | -100,00 | 301 780 | 0 | -100,00 |
| BELGIUM | 11 571 836 | 9 505 435 | -17,86 | 18 130 736 | 29 546 971 | 62,97 |
| LUXEMBOURG | 4 777 920 | 4 777 919 | 0,00 | 8 232 543 | 15 403 645 | 87,11 |
| SWEDEN | 987 840 | 1 411 200 | 42,86 | 1 937 415 | 4 877 973 | 151,78 |
| FINLAND | 1 169 280 | 10 321 920 | 782,76 | 1 937 923 | 35 527 272 | 1 733,27 |
| IRELAND | 453 600 | 997 919 | 120,00 | 882 248 | 3 157 552 | 257,90 |
| ITALY | 10 618 019 | 16 317 827 | 53,68 | 19 388 854 | 52 715 566 | 171,89 |
| SPAIN | 23 228 086 | 42 394 774 | 82,52 | 39 430 020 | 133 427 182 | 238,39 |
| GREECE | 40 320 | 0 | -100,00 | 63 118 | 0 | -100,00 |
| VATICAN CITY STATE (HOLY SEE) | 0 | 80 640 | - | 0 | 231 033 | - |
| ANDORRA | 60 480 | 0 | -100,00 | 105 840 | 0 | -100,00 |

TABEL 5. PERKEMBANGAN EKSPOR INDONESIA MENURUT KOMODITI DAN NEGARA TUJUAN

| JENIS BARANG | BERAT BERSIH (KG) | | PERUB | NILAI FOB (US \$) | | PERUB |
|------------------------|--------------------|--------------------|--------------|-------------------|--------------------|---------------|
| | JAN-DES 2009 | JAN-DES 2010 | % | JAN-DES 2009 | JAN-DES 2010 | % |
| | (1) | (2) | (3) | (4) | (5) | (6) |
| HUNGARY | 4 578 840 | 1 116 359 | -75,62 | 7 161 192 | 3 333 451 | -53,45 |
| POLAND | 13 439 156 | 17 448 466 | 29,83 | 23 834 921 | 54 748 461 | 129,70 |
| ROMANIA | 11 048 378 | 16 994 879 | 53,82 | 19 407 015 | 54 900 145 | 182,89 |
| BULGARIA | 3 081 960 | 4 127 760 | 33,93 | 5 244 764 | 13 155 638 | 150,83 |
| YUGOSLAVIA | 20 160 | 0 | -100,00 | 36 086 | 0 | -100,00 |
| UKRAINE | 0 | 100 800 | - | 0 | 313 337 | - |
| LITHUANIA | 10 362 237 | 4 576 319 | -55,84 | 16 299 009 | 13 625 509 | -16,40 |
| SLOVENIA | 8 028 398 | 14 017 201 | 74,60 | 14 022 926 | 43 730 597 | 211,85 |
| RUSSIA FEDERATION | 837 900 | 6 829 198 | 715,04 | 1 541 314 | 22 031 834 | 1 329,42 |
| -CREPE | 32 279 489 | 49 668 918 | 53,87 | 54 307 256 | 160 174 168 | 194,94 |
| JAPAN | 596 155 | 1 070 388 | 79,55 | 952 752 | 3 380 379 | 254,80 |
| KOREA, REPUBLIC OF | 55 440 | 0 | -100,00 | 101 447 | 0 | -100,00 |
| TAIWAN | 141 120 | 20 159 | -85,71 | 202 205 | 47 174 | -76,67 |
| CHINA | 2 557 436 | 2 078 759 | -18,72 | 3 918 717 | 6 316 910 | 61,20 |
| THAILAND | 0 | 99 837 | - | 0 | 316 960 | - |
| SINGAPORE | 1 063 486 | 1 349 626 | 26,91 | 2 188 634 | 4 673 138 | 113,52 |
| PHILIPPINES | 40 320 | 78 786 | 95,40 | 55 648 | 252 203 | 353,21 |
| MALAYSIA | 985 820 | 106 255 | -89,22 | 1 380 309 | 322 323 | -76,65 |
| VIET NAM | 2 268 479 | 241 918 | -89,34 | 3 257 692 | 706 485 | -78,31 |
| INDIA | 398 509 | 1 339 361 | 236,09 | 624 378 | 4 237 590 | 578,69 |
| PAKISTAN | 100 800 | 40 320 | -60,00 | 117 428 | 125 427 | 6,81 |
| ISRAEL | 141 120 | 60 480 | -57,14 | 289 407 | 195 552 | -32,43 |
| SYRIA ARAB REPUBLIC | 0 | 40 320 | - | 0 | 133 056 | - |
| TURKEY | 221 759 | 80 640 | -63,64 | 294 160 | 269 721 | -8,31 |
| UNITED ARAB EMIRATES | 524 160 | 564 480 | 7,69 | 1 001 946 | 1 681 704 | 67,84 |
| SOUTH AFRICA | 20 160 | 0 | -100,00 | 27 000 | 0 | -100,00 |
| AUSTRALIA | 141 120 | 0 | -100,00 | 214 802 | 0 | -100,00 |
| NEW ZEALAND | 0 | 10 080 | - | 0 | 33 062 | - |
| UNITED STATES | 13 901 857 | 29 366 558 | 111,24 | 23 858 583 | 93 544 929 | 292,08 |
| CANADA | 2 661 120 | 4 121 600 | 54,88 | 4 530 332 | 14 414 275 | 218,17 |
| MEXICO | 120 960 | 262 080 | 116,67 | 224 128 | 847 124 | 277,96 |
| CHILE | 40 319 | 120 960 | 200,01 | 69 384 | 382 233 | 450,90 |
| ARGENTINA | 282 240 | 98 946 | -64,94 | 407 459 | 318 716 | -21,78 |
| BRAZIL | 211 679 | 735 605 | 247,51 | 378 909 | 2 488 933 | 556,87 |
| UNITED KINGDOM | 20 160 | 201 600 | 900,00 | 36 490 | 643 608 | 1 663,79 |
| NETHERLANDS | 1 270 | 0 | -100,00 | 2 085 | 0 | -100,00 |
| FRANCE | 524 160 | 383 040 | -26,92 | 938 783 | 1 230 728 | 31,10 |
| GERMANY, FED. REP. OF | 201 600 | 1 270 080 | 530,00 | 378 857 | 4 012 885 | 959,21 |
| BELGIUM | 20 160 | 60 480 | 200,00 | 47 820 | 192 528 | 302,61 |
| SWEDEN | 80 640 | 0 | -100,00 | 111 888 | 0 | -100,00 |
| ITALY | 4 413 120 | 4 979 520 | 12,83 | 7 772 525 | 16 515 960 | 112,49 |
| SPAIN | 423 360 | 645 120 | 52,38 | 737 358 | 2 097 612 | 184,48 |
| GREECE | 20 160 | 221 760 | 1 000,00 | 30 018 | 727 635 | 2 324,00 |
| LITHUANIA | 100 800 | 0 | -100,00 | 156 112 | 0 | -100,00 |
| RUSSIA FEDERATION | 0 | 20 160 | - | 0 | 65 318 | - |
| -BUNGKIL KELAPA | 209 046 426 | 231 396 502 | 10,69 | 24 766 789 | 25 487 828 | 2,91 |
| JAPAN | 1 395 411 | 574 880 | -58,80 | 225 036 | 101 104 | -55,07 |
| KOREA, REPUBLIC OF | 94 814 587 | 143 121 300 | 50,95 | 10 999 353 | 15 997 715 | 45,44 |
| TAIWAN | 1 024 050 | 3 438 510 | 235,78 | 190 911 | 163 069 | -14,58 |
| CHINA | 11 821 460 | 20 732 255 | 75,38 | 953 616 | 1 842 036 | 93,16 |
| THAILAND | 0 | 24 750 | - | 0 | 7 500 | - |
| SINGAPORE | 2 106 220 | 600 013 | -71,51 | 863 588 | 240 776 | -72,12 |
| MALAYSIA | 6 342 101 | 327 318 | -94,84 | 879 862 | 38 973 | -95,57 |
| VIET NAM | 42 435 867 | 8 199 999 | -80,68 | 4 487 622 | 788 800 | -82,42 |
| INDIA | 18 384 480 | 38 034 996 | 106,89 | 1 790 537 | 4 114 011 | 129,76 |
| PAKISTAN | 6 940 591 | 0 | -100,00 | 526 881 | 0 | -100,00 |
| SAUDI ARABIA | 4 250 | 0 | -100,00 | 3 500 | 0 | -100,00 |
| UNITED ARAB EMIRATES | 1 | 0 | -100,00 | 3 | 0 | -100,00 |
| SUDAN | 8 000 | 0 | -100,00 | 3 242 | 0 | -100,00 |
| SOUTH AFRICA | 0 | 20 000 | - | 0 | 5 100 | - |
| AUSTRALIA | 724 273 | 189 675 | -73,81 | 109 583 | 28 645 | -73,86 |
| NEW ZEALAND | 0 | 54 840 | - | 0 | 13 710 | - |
| EAST TIMOR | 0 | 2 356 | - | 0 | 3 582 | - |
| UNITED STATES | 150 196 | 100 000 | -33,42 | 58 470 | 26 195 | -55,20 |
| UNITED KINGDOM | 256 520 | 159 200 | -37,94 | 53 011 | 34 124 | -35,63 |
| NETHERLANDS | 22 638 419 | 15 816 410 | -30,13 | 3 621 574 | 2 082 488 | -42,50 |
| -DEDAK/BEKATUL | 335 450 830 | 434 085 774 | 29,40 | 46 959 574 | 71 856 550 | 53,02 |
| JAPAN | 61 625 389 | 62 306 891 | 1,11 | 9 052 466 | 10 769 162 | 18,96 |
| KOREA, REPUBLIC OF | 154 989 454 | 179 310 160 | 15,69 | 22 397 318 | 28 789 951 | 28,54 |
| TAIWAN | 45 680 | 140 000 | 206,48 | 5 386 | 11 412 | 111,88 |
| PAPUA NEW GUINEA | 0 | 14 | - | 0 | 35 | - |
| THAILAND | 0 | 105 000 | - | 0 | 17 850 | - |
| SINGAPORE | 659 128 | 409 325 | -37,90 | 37 900 | 60 554 | 59,77 |
| PHILIPPINES | 34 298 000 | 17 121 305 | -50,08 | 4 371 812 | 2 948 144 | -32,56 |
| MALAYSIA | 152 | 579 080 | 380 873,68 | 706 | 76 115 | 10 681,16 |

TABEL 5. PERKEMBANGAN EKSPOR INDONESIA MENURUT KOMODITI DAN NEGARA TUJUAN

| JENIS BARANG | BERAT BERSIH (KG) | | PERUB | NILAI FOB (US \$) | | PERUB |
|-------------------------------|----------------------|----------------------|--------------|--------------------|--------------------|--------------|
| | JAN-DES 2009 | JAN-DES 2010 | % | JAN-DES 2009 | JAN-DES 2010 | % |
| | (1) | (2) | (3) | (4) | (5) | (6) |
| VIET NAM | 83 811 841 | 173 512 925 | 107,03 | 11 092 131 | 29 046 070 | 161,86 |
| NEW ZEALAND | 0 | 483 560 | - | 0 | 86 332 | - |
| EAST TIMOR | 21 186 | 117 499 | 454,61 | 1 855 | 50 912 | 2 644,58 |
| PORTUGAL | 0 | 15 | - | 0 | 13 | - |
| -LAINNYA | 2 737 791 924 | 2 593 792 401 | -5,26 | 175 267 580 | 246 636 937 | 40,72 |
| JAPAN | 59 159 631 | 50 823 581 | -14,09 | 7 629 078 | 9 662 890 | 26,66 |
| HONG KONG | 137 474 | 60 | -99,96 | 40 934 | 538 | -98,69 |
| KOREA, REPUBLIC OF | 290 183 002 | 212 651 591 | -26,72 | 19 613 390 | 18 490 281 | -5,73 |
| TAIWAN | 1 105 339 | 1 458 974 | 31,99 | 399 437 | 614 965 | 53,96 |
| CHINA | 238 284 687 | 91 647 107 | -61,54 | 13 285 962 | 8 341 658 | -37,21 |
| THAILAND | 62 023 037 | 160 534 485 | 158,83 | 4 251 295 | 11 879 950 | 179,44 |
| SINGAPORE | 21 776 390 | 7 460 921 | -65,74 | 1 774 737 | 1 586 869 | -10,59 |
| PHILIPPINES | 36 381 326 | 8 391 737 | -76,93 | 2 051 519 | 1 015 040 | -50,52 |
| MALAYSIA | 6 486 687 | 4 096 737 | -36,84 | 4 125 364 | 1 321 318 | -67,97 |
| BRUNEI DARUSSALAM | 97 605 | 126 776 | 29,89 | 94 108 | 109 303 | 16,15 |
| NEPAL | 0 | 560 | - | 0 | 10 196 | - |
| VIET NAM | 153 777 537 | 140 749 978 | -8,47 | 11 171 197 | 13 001 256 | 16,38 |
| INDIA | 6 237 741 | 6 252 394 | 0,23 | 839 850 | 1 832 915 | 118,24 |
| PAKISTAN | 5 929 160 | 25 613 137 | 331,99 | 322 916 | 1 705 651 | 428,20 |
| BANGLADESH | 655 682 | 3 017 146 | 360,15 | 299 817 | 1 746 044 | 482,37 |
| SRI LANKA | 1 054 500 | 1 794 008 | 70,13 | 1 198 154 | 1 653 124 | 37,97 |
| IRAN (ISLAMIC REPUBLIC OF) | 175 | 0 | -100,00 | 5 070 | 0 | -100,00 |
| SAUDI ARABIA | 98 378 | 27 668 743 | 28 024,93 | 163 036 | 2 157 697 | 1 223,45 |
| TURKEY | 0 | 2 200 000 | - | 0 | 1 867 900 | - |
| UNITED ARAB EMIRATES | 0 | 79 996 | - | 0 | 83 691 | - |
| QATAR | 1 | 0 | -100,00 | 27 | 0 | -100,00 |
| EGYPT | 654 900 | 0 | -100,00 | 122 960 | 0 | -100,00 |
| TANZANIA, UNITED REPUBLIC OF | 0 | 53 998 | - | 0 | 57 380 | - |
| GHANA | 11 998 | 62 597 | 421,73 | 8 504 | 44 495 | 423,22 |
| NIGERIA | 817 260 | 1 492 050 | 82,57 | 470 547 | 1 088 656 | 131,36 |
| SOUTH AFRICA | 24 375 000 | 48 000 000 | 96,92 | 1 553 110 | 3 620 997 | 133,14 |
| AUSTRALIA | 87 255 745 | 31 675 614 | -63,70 | 7 515 199 | 6 110 954 | -18,69 |
| NEW ZEALAND | 460 443 550 | 744 810 000 | 61,76 | 24 663 658 | 65 641 999 | 166,15 |
| GUAM | 315 | 523 | 66,03 | 7 800 | 13 020 | 66,92 |
| EAST TIMOR | 49 921 | 238 172 | 377,10 | 5 370 | 67 612 | 1 159,07 |
| UNITED STATES | 176 967 | 15 638 | -91,16 | 339 333 | 239 380 | -29,46 |
| CANADA | 4 | 0 | -100,00 | 1 | 0 | -100,00 |
| PANAMA | 398 | 0 | -100,00 | 33 103 | 0 | -100,00 |
| BRAZIL | 0 | 25 | - | 0 | 380 | - |
| PERU | 40 000 | 0 | -100,00 | 8 400 | 0 | -100,00 |
| UNITED KINGDOM | 18 000 | 26 902 410 | 149 357,83 | 702 | 2 712 393 | 386 280,77 |
| NETHERLANDS | 1 072 358 260 | 925 486 851 | -13,70 | 62 156 879 | 86 332 362 | 38,89 |
| FRANCE | 1 292 000 | 0 | -100,00 | 244 540 | 0 | -100,00 |
| GERMANY, FED. REP. OF | 92 810 513 | 1 567 000 | -98,31 | 5 195 546 | 106 360 | -97,95 |
| SWITZERLAND | 2 998 730 | 0 | -100,00 | 184 930 | 0 | -100,00 |
| SWEDEN | 1 | 0 | -100,00 | 207 | 0 | -100,00 |
| IRELAND | 0 | 12 500 000 | - | 0 | 487 500 | - |
| ITALY | 111 100 010 | 28 041 293 | -74,76 | 5 490 900 | 1 402 065 | -74,47 |
| PORTUGAL | 0 | 60 000 | - | 0 | 38 100 | - |
| POLAND | 0 | 28 318 299 | - | 0 | 1 591 998 | - |
| -MINYAK ATSIRI LAINNYA | 4 405 133 | 4 352 392 | -1,20 | 89 625 914 | 123 635 475 | 37,95 |
| JAPAN | 114 856 | 31 426 | -72,64 | 1 922 461 | 507 723 | -73,59 |
| HONG KONG | 29 537 | 6 019 | -79,62 | 186 107 | 31 295 | -83,18 |
| KOREA, REPUBLIC OF | 12 136 | 5 369 | -55,76 | 50 846 | 54 372 | 6,93 |
| TAIWAN | 22 322 | 36 221 | 62,27 | 78 096 | 33 985 | -56,48 |
| CHINA | 94 175 | 139 166 | 47,77 | 1 068 723 | 2 250 767 | 110,60 |
| MACAU | 0 | 2 | - | 0 | 3 799 | - |
| THAILAND | 7 679 | 8 883 | 15,68 | 191 607 | 291 604 | 52,19 |
| SINGAPORE | 1 157 899 | 1 000 686 | -13,58 | 19 035 549 | 24 805 631 | 30,31 |
| PHILIPPINES | 10 207 | 16 646 | 63,08 | 162 571 | 277 431 | 70,65 |
| MALAYSIA | 3 112 | 7 725 | 148,23 | 94 542 | 153 654 | 62,52 |
| MYANMAR (FORM. BURMA) | 0 | 1 000 | - | 0 | 13 900 | - |
| BRUNEI DARUSSALAM | 6 | 1 478 | 24 533,33 | 114 | 8 536 | 7 387,72 |
| VIET NAM | 50 | 18 | -64,00 | 2 713 | 503 | -81,46 |
| MALDIVES | 827 | 68 | -91,78 | 21 474 | 331 | -98,46 |
| INDIA | 574 271 | 631 148 | 9,90 | 8 849 498 | 15 341 108 | 73,36 |
| PAKISTAN | 27 622 | 3 072 | -88,88 | 629 896 | 56 812 | -90,98 |
| BANGLADESH | 1 100 | 8 | -99,27 | 10 086 | 13 | -99,87 |
| SRI LANKA | 36 | 1 064 | 2 855,56 | 4 497 | 111 770 | 2 385,43 |
| SAUDI ARABIA | 7 168 | 0 | -100,00 | 95 000 | 0 | -100,00 |
| KUWAIT | 0 | 220 | - | 0 | 2 200 | - |
| LEBANON | 0 | 665 | - | 0 | 8 530 | - |
| YEMEN | 0 | 1 380 | - | 0 | 962 | - |
| TURKEY | 54 696 | 42 616 | -22,09 | 617 204 | 555 992 | -9,92 |
| UNITED ARAB EMIRATES | 101 204 | 64 993 | -35,78 | 3 110 623 | 2 788 500 | -10,36 |
| QATAR | 0 | 1 | - | 0 | 41 | - |

TABEL 5. PERKEMBANGAN EKSPOR INDONESIA MENURUT KOMODITI DAN NEGARA TUJUAN

| JENIS BARANG | BERAT BERSIH (KG) | | PERUB | NILAI FOB (US \$) | | PERUB |
|--------------------------------------|-------------------|-------------------|--------------|--------------------|--------------------|--------------|
| | JAN-DES 2009 | JAN-DES 2010 | % | JAN-DES 2009 | JAN-DES 2010 | % |
| | (1) | (2) | (3) | (4) | (5) | (6) |
| BAHRAIN | 50 | 500 | 900,00 | 7 275 | 37 380 | 413,81 |
| EGYPT | 1 000 | 1 200 | 20,00 | 34 850 | 56 957 | 63,43 |
| NIGERIA | 3 842 | 0 | -100,00 | 5 976 | 0 | -100,00 |
| SOUTH AFRICA | 3 689 | 2 791 | -24,34 | 35 480 | 34 721 | -2,14 |
| AUSTRALIA | 5 900 | 5 277 | -10,56 | 87 770 | 88 390 | 0,71 |
| NEW ZEALAND | 228 | 824 | 261,40 | 5 079 | 9 216 | 81,45 |
| GUAM | 76 | 0 | -100,00 | 1 549 | 0 | -100,00 |
| FIJI | 0 | 426 | - | 0 | 1 746 | - |
| EAST TIMOR | 5 520 | 616 | -88,84 | 763 | 204 | -73,26 |
| UNITED STATES | 717 080 | 916 966 | 27,87 | 16 038 016 | 27 498 861 | 71,46 |
| CANADA | 8 914 | 10 256 | 15,05 | 149 690 | 212 354 | 41,86 |
| MEXICO | 71 103 | 33 747 | -52,54 | 664 310 | 451 553 | -32,03 |
| ARGENTINA | 5 851 | 3 022 | -48,35 | 24 666 | 82 570 | 234,75 |
| BRAZIL | 24 814 | 26 976 | 8,71 | 382 328 | 595 926 | 55,87 |
| COLOMBIA | 5 655 | 4 600 | -18,66 | 55 792 | 49 850 | -10,65 |
| URUGUAY | 1 452 | 0 | -100,00 | 73 389 | 0 | -100,00 |
| UNITED KINGDOM | 101 932 | 97 014 | -4,82 | 2 843 660 | 4 114 483 | 44,69 |
| NETHERLANDS | 310 600 | 156 103 | -49,74 | 9 726 592 | 5 387 893 | -44,61 |
| FRANCE | 274 354 | 337 470 | 23,01 | 6 808 274 | 11 662 699 | 71,30 |
| GERMANY, FED. REP. OF | 149 281 | 215 329 | 44,24 | 4 300 160 | 8 338 197 | 93,90 |
| AUSTRIA | 7 | 0 | -100,00 | 150 | 0 | -100,00 |
| BELGIUM | 8 | 12 065 | 150 712,50 | 502 | 582 180 | 115 872,11 |
| SWITZERLAND | 309 349 | 166 933 | -46,04 | 9 159 059 | 7 447 638 | -18,69 |
| FINLAND | 50 | 0 | -100,00 | 4 800 | 0 | -100,00 |
| IRELAND | 1 | 0 | -100,00 | 125 | 0 | -100,00 |
| ITALY | 53 883 | 51 717 | -4,02 | 614 366 | 677 112 | 10,21 |
| SPAIN | 131 591 | 265 486 | 101,75 | 2 469 686 | 8 940 086 | 261,99 |
| ROMANIA | 0 | 43 200 | - | 0 | 66 000 | - |
| -WANGI-WANGIAN DARI MINYAK A* | 68 368 589 | 85 705 107 | 25,36 | 250 680 785 | 344 343 466 | 37,36 |
| JAPAN | 2 710 925 | 3 892 831 | 43,60 | 13 014 061 | 17 808 256 | 36,84 |
| HONG KONG | 1 841 807 | 1 934 595 | 5,04 | 19 696 658 | 25 142 874 | 27,65 |
| KOREA, DEMOCRATIC PEOPLE'S RI | 6 691 | 14 924 | 123,05 | 7 852 | 23 353 | 197,41 |
| KOREA, REPUBLIC OF | 186 498 | 249 595 | 33,83 | 1 473 265 | 2 075 671 | 40,89 |
| TAIWAN | 4 790 262 | 4 639 441 | -3,15 | 6 516 653 | 6 508 165 | -0,13 |
| CHINA | 891 614 | 1 369 090 | 53,55 | 2 975 920 | 5 723 904 | 92,34 |
| MONGOLIA | 13 632 | 54 057 | 296,54 | 35 595 | 121 692 | 241,88 |
| MACAU | 0 | 840 | - | 0 | 64 895 | - |
| PAPUA NEW GUINEA | 463 814 | 406 054 | -12,45 | 1 006 399 | 1 143 494 | 13,62 |
| THAILAND | 6 580 684 | 8 465 747 | 28,65 | 36 607 044 | 45 073 755 | 23,13 |
| SINGAPORE | 3 358 601 | 3 799 107 | 13,12 | 20 642 809 | 48 225 182 | 133,62 |
| PHILIPPINES | 6 312 032 | 13 195 282 | 109,05 | 25 929 808 | 47 455 337 | 83,01 |
| MALAYSIA | 9 752 088 | 11 764 338 | 20,63 | 29 933 304 | 35 698 454 | 19,26 |
| MYANMAR (FORM. BURMA) | 137 500 | 152 561 | 10,95 | 977 324 | 1 448 708 | 48,23 |
| CAMBODIA | 49 037 | 65 920 | 34,43 | 92 572 | 311 863 | 236,89 |
| BRUNEI DARUSSALAM | 565 853 | 634 097 | 12,06 | 2 207 571 | 2 607 564 | 18,12 |
| LAO PEOPLE'S DEMOCRATIC REPU | 0 | 1 120 | - | 0 | 4 675 | - |
| NEPAL | 29 415 | 29 996 | 1,98 | 37 360 | 40 004 | 7,08 |
| VIET NAM | 1 272 987 | 1 482 565 | 16,46 | 10 782 490 | 12 367 918 | 14,70 |
| MALDIVES | 515 159 | 618 970 | 20,15 | 1 063 911 | 1 108 061 | 4,15 |
| INDIA | 1 470 945 | 1 928 012 | 31,07 | 3 838 511 | 5 518 019 | 43,75 |
| PAKISTAN | 1 509 476 | 1 627 075 | 7,79 | 5 607 843 | 6 813 733 | 21,50 |
| BANGLADESH | 129 668 | 151 146 | 16,56 | 379 663 | 528 781 | 39,28 |
| SRI LANKA | 248 043 | 218 152 | -12,05 | 300 252 | 1 010 086 | 236,41 |
| AFGHANISTAN | 0 | 36 904 | - | 0 | 68 876 | - |
| IRAQ | 41 485 | 0 | -100,00 | 99 413 | 0 | -100,00 |
| IRAN (ISLAMIC REPUBLIC OF) | 428 569 | 709 597 | 65,57 | 1 255 344 | 1 971 518 | 57,05 |
| SAUDI ARABIA | 982 361 | 494 414 | -49,67 | 1 726 307 | 1 412 399 | -18,18 |
| ISRAEL | 500 | 907 | 81,40 | 14 616 | 24 079 | 64,74 |
| KUWAIT | 4 532 | 10 107 | 123,01 | 58 658 | 113 967 | 94,29 |
| JORDAN | 119 738 | 178 540 | 49,11 | 344 090 | 453 965 | 31,93 |
| LEBANON | 31 871 | 22 497 | -29,41 | 109 825 | 95 127 | -13,38 |
| YEMEN | 1 424 629 | 1 418 902 | -0,40 | 2 956 034 | 2 831 499 | -4,21 |
| OMAN | 2 961 | 9 735 | 228,77 | 15 255 | 27 927 | 83,07 |
| SYRIA ARAB REPUBLIC | 0 | 12 571 | - | 0 | 77 948 | - |
| TURKEY | 79 | 5 611 | 7 002,53 | 52 | 131 505 | 252 794,23 |
| UNITED ARAB EMIRATES | 9 832 586 | 11 619 882 | 18,18 | 29 335 109 | 32 834 643 | 11,93 |
| QATAR | 10 420 | 6 369 | -38,88 | 90 002 | 72 488 | -19,46 |
| BAHRAIN | 1 008 | 9 545 | 846,92 | 5 227 | 42 181 | 706,98 |
| CYPRUS | 9 614 | 2 283 | -76,25 | 34 052 | 53 226 | 56,31 |
| EGYPT | 34 840 | 67 652 | 94,18 | 250 618 | 517 322 | 106,42 |
| LIBYAN ARAB JAMAHIRIYA | 381 173 | 282 504 | -25,89 | 1 287 115 | 793 955 | -38,32 |
| MOROCCO | 8 012 | 9 001 | 12,34 | 100 758 | 92 766 | -7,93 |
| TUNISIA | 391 | 0 | -100,00 | 1 036 | 0 | -100,00 |
| ALGERIA | 20 103 | 52 882 | 163,06 | 57 170 | 212 250 | 271,26 |
| SUDAN | 33 622 | 248 903 | 640,30 | 96 422 | 1 138 820 | 1 081,08 |
| ERITREA | 6 019 | 3 841 | -36,19 | 16 500 | 13 619 | -17,46 |
| NAMIBIA | 50 400 | 252 000 | 400,00 | 84 386 | 441 351 | 423,01 |

TABEL 5. PERKEMBANGAN EKSPOR INDONESIA MENURUT KOMODITI DAN NEGARA TUJUAN

| JENIS BARANG | BERAT BERSIH (KG) | | PERUB | NILAI FOB (US \$) | | PERUB |
|-------------------------------|-------------------|--------------|-----------|-------------------|--------------|------------|
| | JAN-DES 2009 | JAN-DES 2010 | % | JAN-DES 2009 | JAN-DES 2010 | % |
| | (1) | (2) | (3) | (4) | (5) | (6) |
| ETHIOPIA | 19 | 14 078 | 73 994,74 | 10 | 23 436 | 234 260,00 |
| TANZANIA, UNITED REPUBLIC OF | 950 140 | 1 214 583 | 27,83 | 1 890 965 | 2 573 163 | 36,08 |
| MADAGASCAR | 159 502 | 134 671 | -15,57 | 133 323 | 108 803 | -18,39 |
| SOMALIA | 99 744 | 17 156 | -82,80 | 168 873 | 28 560 | -83,09 |
| KENYA | 1 171 493 | 1 157 229 | -1,22 | 2 285 326 | 2 166 448 | -5,20 |
| REUNION | 1 842 | 3 893 | 111,35 | 1 790 | 2 844 | 58,88 |
| MOZAMBIQUE | 0 | 11 880 | - | 0 | 38 775 | - |
| EQUATORIAL GUINEA | 33 130 | 27 920 | -15,73 | 75 131 | 78 402 | 4,35 |
| TOGO | 14 305 | 15 778 | 10,30 | 66 475 | 56 734 | -14,65 |
| GHANA | 468 727 | 575 161 | 22,71 | 2 769 539 | 2 007 480 | -27,52 |
| LIBERIA | 1 346 | 435 | -67,68 | 1 596 | 217 | -86,40 |
| GUINEA | 34 277 | 3 473 | -89,87 | 12 770 | 7 371 | -42,28 |
| ANGOLA | 332 460 | 386 550 | 16,27 | 559 859 | 657 888 | 17,51 |
| CONGO | 0 | 12 747 | - | 0 | 22 258 | - |
| CAMEROON | 23 161 | 25 315 | 9,30 | 49 513 | 57 027 | 15,18 |
| NIGERIA | 1 289 651 | 1 646 414 | 27,66 | 3 000 858 | 3 952 506 | 31,71 |
| SIERRA LEONE | 0 | 22 012 | - | 0 | 55 581 | - |
| GABON | 41 059 | 25 397 | -38,15 | 111 679 | 78 519 | -29,69 |
| COTE D'IVOIRE | 10 694 | 27 677 | 158,81 | 23 181 | 100 640 | 334,15 |
| SENEGAL | 528 165 | 545 394 | 3,26 | 490 427 | 504 802 | 2,93 |
| MALI | 0 | 1 772 | - | 0 | 2 205 | - |
| BENIN | 410 133 | 260 089 | -36,58 | 1 125 369 | 682 784 | -39,33 |
| BURKINA FASO | 7 104 | 5 341 | -24,82 | 9 081 | 7 297 | -19,65 |
| GAMBIA | 17 403 | 7 065 | -59,40 | 47 105 | 26 018 | -44,77 |
| U.S. VIRGIN ISLANDS | 0 | 1 | - | 0 | 24 | - |
| SEYCHELLES | 31 370 | 26 788 | -14,61 | 85 281 | 86 201 | 1,08 |
| UGANDA | 809 815 | 1 126 206 | 39,07 | 1 568 138 | 2 275 642 | 45,12 |
| NIGER | 0 | 448 | - | 0 | 411 | - |
| CHAD | 1 469 | 2 701 | 83,87 | 1 828 | 3 425 | 87,36 |
| DJIBOUTI | 372 440 | 292 816 | -21,38 | 626 199 | 505 658 | -19,25 |
| SAO TOME AND PRINCIPE | 318 | 10 552 | 3 218,24 | 925 | 27 701 | 2 894,70 |
| SOUTH AFRICA | 85 083 | 124 655 | 46,51 | 474 071 | 683 357 | 44,15 |
| ZIMBABWE | 14 735 | 14 303 | -2,93 | 23 862 | 26 100 | 9,38 |
| ZAMBIA | 0 | 16 821 | - | 0 | 53 568 | - |
| COMOROS | 0 | 1 617 | - | 0 | 3 900 | - |
| MAURITIUS | 206 226 | 332 481 | 61,22 | 494 784 | 859 978 | 73,81 |
| RWANDA | 20 780 | 103 885 | 399,93 | 38 460 | 192 300 | 400,00 |
| VIRGIN ISLANDS (BRITISH) | 0 | 117 | - | 0 | 214 | - |
| AUSTRALIA | 180 117 | 225 951 | 25,45 | 762 225 | 1 026 455 | 34,67 |
| NEW ZEALAND | 24 308 | 62 443 | 156,88 | 207 633 | 256 875 | 23,72 |
| MICRONESIA, FEDERATED STATES | 6 133 | 9 352 | 52,49 | 7 119 | 23 589 | 231,35 |
| GUAM | 887 | 768 | -13,42 | 2 398 | 10 392 | 333,36 |
| PALAU | 259 | 1 833 | 607,72 | 5 113 | 2 994 | -41,44 |
| NEW CALEDONIA | 1 455 | 4 452 | 205,98 | 5 187 | 14 861 | 186,50 |
| NORTHERN MARIANA ISLANDS | 18 296 | 25 019 | 36,75 | 56 762 | 76 386 | 34,57 |
| SAINT VINCENT AND THE GRENADI | 1 113 | 0 | -100,00 | 1 265 | 0 | -100,00 |
| VANUATU | 52 776 | 154 565 | 192,87 | 80 138 | 272 733 | 240,33 |
| WALLIS AND FUTUNA ISLANDS | 4 165 | 8 181 | 96,42 | 12 404 | 25 377 | 104,59 |
| AMERICAN SAMOA | 472 | 6 898 | 1 361,44 | 2 940 | 13 033 | 343,30 |
| COOK ISLANDS | 373 | 0 | -100,00 | 397 | 0 | -100,00 |
| FIJI | 128 271 | 139 858 | 9,03 | 420 500 | 558 335 | 32,78 |
| KIRIBATI | 13 656 | 39 422 | 188,68 | 47 740 | 88 701 | 85,80 |
| SAMOA | 29 024 | 63 452 | 118,62 | 51 776 | 108 111 | 108,81 |
| SOLOMON ISLANDS | 42 766 | 43 593 | 1,93 | 187 188 | 152 609 | -18,47 |
| TONGA | 75 150 | 77 911 | 3,67 | 112 878 | 118 251 | 4,76 |
| TUVALU | 676 | 3 154 | 366,57 | 1 097 | 7 776 | 608,84 |
| CHRISTMAS ISLANDS | 0 | 1 | - | 0 | 2 | - |
| EAST TIMOR | 2 155 374 | 2 046 999 | -5,03 | 2 869 996 | 2 948 936 | 2,75 |
| UNITED STATES | 402 580 | 486 651 | 20,88 | 1 430 094 | 1 876 424 | 31,21 |
| CANADA | 16 210 | 5 309 | -67,25 | 17 226 | 9 502 | -44,84 |
| MEXICO | 3 111 | 23 379 | 651,49 | 144 731 | 338 161 | 133,65 |
| GUATEMALA | 0 | 83 | - | 0 | 489 | - |
| SURINAME | 10 744 | 24 751 | 130,37 | 37 604 | 52 310 | 39,11 |
| CHILE | 9 003 | 521 | -94,21 | 18 808 | 529 | -97,19 |
| ARGENTINA | 224 | 2 674 | 1 093,75 | 2 022 | 138 048 | 6 727,30 |
| BRAZIL | 1 151 | 1 030 | -10,51 | 25 736 | 11 645 | -54,75 |
| COLOMBIA | 808 | 180 | -77,72 | 19 935 | 4 371 | -78,07 |
| ECUADOR | 17 000 | 0 | -100,00 | 19 715 | 0 | -100,00 |
| PERU | 0 | 676 | - | 0 | 6 458 | - |
| GUYANA | 0 | 22 742 | - | 0 | 10 967 | - |
| TRINIDAD AND TOBAGO | 2 519 | 8 821 | 250,18 | 2 940 | 10 765 | 266,16 |
| BAHAMAS | 0 | 30 | - | 0 | 620 | - |
| PUERTO RICO | 21 | 0 | -100,00 | 128 | 0 | -100,00 |
| BELIZE | 25 404 | 59 506 | 134,24 | 148 979 | 268 716 | 80,37 |
| DOMINICAN REPUBLIC | 303 | 0 | -100,00 | 431 | 0 | -100,00 |
| HAITI | 12 857 | 86 040 | 569,21 | 23 847 | 160 785 | 574,24 |
| BARBADOS | 18 916 | 8 285 | -56,20 | 37 318 | 13 117 | -64,85 |
| ANTIGUA AND BARBUDA | 0 | 13 | - | 0 | 30 | - |

TABEL 5. PERKEMBANGAN EKSPOR INDONESIA MENURUT KOMODITI DAN NEGARA TUJUAN

| JENIS BARANG | BERAT BERSIH (KG) | | PERUB | NILAI FOB (US \$) | | PERUB |
|------------------------------|-------------------|-------------------|--------------|-------------------|-------------------|--------------|
| | JAN-DES 2009 | JAN-DES 2010 | % | JAN-DES 2009 | JAN-DES 2010 | % |
| | (1) | (2) | (3) | (4) | (5) | (6) |
| BERMUDA | 107 | 0 | -100,00 | 182 | 0 | -100,00 |
| CAPE VERDE | 0 | 7 551 | - | 0 | 18 506 | - |
| FRENCH POLYNESIA | 1 873 | 235 | -87,45 | 4 472 | 1 212 | -72,90 |
| MARTINIQUE | 510 | 521 | 2,16 | 759 | 1 340 | 76,55 |
| NETHERLANDS ANTILLES | 3 382 | 9 495 | 180,75 | 19 689 | 19 142 | -2,78 |
| SAINT LUCIA | 17 | 0 | -100,00 | 116 | 0 | -100,00 |
| TURKS AND CAICOS ISLANDS | 22 | 0 | -100,00 | 84 | 0 | -100,00 |
| GUADELOUPE | 4 | 753 | 18 725,00 | 11 | 1 026 | 9 227,27 |
| UNITED KINGDOM | 538 618 | 426 975 | -20,73 | 1 998 316 | 1 840 170 | -7,91 |
| NETHERLANDS | 136 863 | 44 387 | -67,57 | 962 424 | 340 152 | -64,66 |
| FRANCE | 270 500 | 374 650 | 38,50 | 2 013 065 | 2 561 346 | 27,24 |
| GERMANY, FED. REP. OF | 2 530 | 26 543 | 949,13 | 11 894 | 64 070 | 438,67 |
| AUSTRIA | 330 | 1 012 | 206,67 | 6 515 | 10 185 | 56,33 |
| BELGIUM | 137 378 | 126 133 | -8,19 | 292 257 | 342 313 | 17,13 |
| SWITZERLAND | 4 249 | 7 669 | 80,49 | 50 896 | 152 678 | 199,98 |
| DENMARK | 10 | 637 | 6 270,00 | 38 | 3 358 | 8 736,84 |
| NORWAY | 770 | 1 805 | 134,42 | 9 251 | 10 943 | 18,29 |
| SWEDEN | 684 | 659 | -3,65 | 4 405 | 2 028 | -53,96 |
| FINLAND | 654 | 273 | -58,26 | 3 784 | 1 200 | -68,29 |
| IRELAND | 3 | 0 | -100,00 | 17 | 0 | -100,00 |
| ITALY | 219 587 | 207 570 | -5,47 | 429 472 | 459 168 | 6,91 |
| SPAIN | 4 480 | 3 445 | -23,10 | 67 800 | 14 866 | -78,07 |
| PORTUGAL | 29 656 | 22 201 | -25,14 | 58 865 | 34 324 | -41,69 |
| MONTSERAT | 5 929 | 0 | -100,00 | 8 415 | 0 | -100,00 |
| GREECE | 54 743 | 45 811 | -16,32 | 148 153 | 174 130 | 17,53 |
| DEMOCRATIC REPUBLIC OF THE C | 71 976 | 134 929 | 87,46 | 122 058 | 306 745 | 151,31 |
| HUNGARY | 2 | 11 471 | 573 450,00 | 4 | 30 680 | 766 900,00 |
| POLAND | 5 | 125 | 2 400,00 | 54 | 225 | 316,67 |
| ROMANIA | 274 | 125 | -54,38 | 7 201 | 2 975 | -58,69 |
| BULGARIA | 358 | 0 | -100,00 | 4 204 | 0 | -100,00 |
| TURKMENISTAN | 468 | 0 | -100,00 | 612 | 0 | -100,00 |
| UKRAINE | 40 640 | 44 454 | 9,38 | 155 013 | 775 560 | 400,32 |
| LITHUANIA | 150 | 545 | 263,33 | 7 621 | 381 | -95,00 |
| MALTA | 11 634 | 11 003 | -5,42 | 15 609 | 15 438 | -1,10 |
| SLOVENIA | 362 | 4 | -98,90 | 516 | 10 | -98,06 |
| CZECH REPUBLIC | 154 | 180 | 16,88 | 4 868 | 7 716 | 58,50 |
| RUSSIA FEDERATION | 175 310 | 203 820 | 16,26 | 306 603 | 339 114 | 10,60 |
| ROTAN OLAHAN | 30 075 797 | 34 895 266 | 16,02 | 29 949 567 | 34 928 382 | 16,62 |
| JAPAN | 63 203 | 21 950 | -65,27 | 108 462 | 27 010 | -75,10 |
| HONG KONG | 890 537 | 452 935 | -49,14 | 901 735 | 502 895 | -44,23 |
| KOREA, REPUBLIC OF | 137 568 | 55 564 | -59,61 | 47 510 | 33 744 | -28,97 |
| TAIWAN | 518 092 | 187 200 | -63,87 | 339 343 | 233 034 | -31,33 |
| CHINA | 23 254 814 | 27 861 041 | 19,81 | 21 681 930 | 26 819 806 | 23,70 |
| THAILAND | 717 701 | 904 079 | 25,97 | 689 441 | 869 268 | 26,08 |
| SINGAPORE | 2 236 943 | 2 471 245 | 10,47 | 2 665 617 | 2 831 543 | 6,22 |
| PHILIPPINES | 0 | 449 | - | 0 | 649 | - |
| MALAYSIA | 438 185 | 921 528 | 110,31 | 505 221 | 743 430 | 47,15 |
| BRUNEI DARUSSALAM | 2 | 0 | -100,00 | 5 | 0 | -100,00 |
| VIET NAM | 33 100 | 32 050 | -3,17 | 43 036 | 38 460 | -10,63 |
| MALDIVES | 25 | 0 | -100,00 | 60 | 0 | -100,00 |
| INDIA | 332 174 | 433 887 | 30,62 | 322 148 | 433 814 | 34,66 |
| PAKISTAN | 36 000 | 1 227 | -96,59 | 14 205 | 180 | -98,73 |
| SRI LANKA | 67 854 | 100 669 | 48,36 | 83 361 | 143 606 | 72,27 |
| IRAN (ISLAMIC REPUBLIC OF) | 0 | 554 | - | 0 | 2 499 | - |
| SAUDI ARABIA | 200 122 | 352 869 | 76,33 | 71 363 | 227 534 | 218,84 |
| ISRAEL | 0 | 495 | - | 0 | 2 660 | - |
| KUWAIT | 34 716 | 16 882 | -51,37 | 24 050 | 10 345 | -56,99 |
| JORDAN | 106 076 | 58 222 | -45,11 | 124 160 | 72 848 | -41,33 |
| LEBANON | 2 097 | 0 | -100,00 | 2 750 | 0 | -100,00 |
| YEMEN | 0 | 4 100 | - | 0 | 2 190 | - |
| SYRIA ARAB REPUBLIC | 71 259 | 84 746 | 18,93 | 82 856 | 88 637 | 6,98 |
| TURKEY | 38 638 | 56 450 | 46,10 | 63 349 | 71 434 | 12,76 |
| UNITED ARAB EMIRATES | 1 444 | 44 543 | 2 984,70 | 17 138 | 18 430 | 7,54 |
| CYPRUS | 5 227 | 3 349 | -35,93 | 23 436 | 9 929 | -57,63 |
| EGYPT | 28 | 115 714 | 413 164,29 | 30 | 117 349 | 391 063,33 |
| MOROCCO | 6 299 | 24 441 | 288,01 | 16 253 | 41 116 | 152,97 |
| TUNISIA | 3 495 | 0 | -100,00 | 9 520 | 0 | -100,00 |
| ALGERIA | 0 | 6 549 | - | 0 | 15 545 | - |
| REUNION | 0 | 340 | - | 0 | 951 | - |
| CONGO | 142 | 0 | -100,00 | 1 160 | 0 | -100,00 |
| SEYCHELLES | 1 579 | 237 | -84,99 | 2 767 | 197 | -92,88 |
| SOUTH AFRICA | 85 252 | 7 891 | -90,74 | 95 963 | 13 515 | -85,92 |
| MAURITIUS | 5 931 | 0 | -100,00 | 13 799 | 0 | -100,00 |
| AUSTRALIA | 44 382 | 9 963 | -77,55 | 142 961 | 21 057 | -85,27 |
| NEW ZEALAND | 24 769 | 17 142 | -30,79 | 65 141 | 55 588 | -14,67 |
| GUAM | 89 | 22 | -75,28 | 941 | 173 | -81,62 |
| NEW CALEDONIA | 612 | 159 | -74,02 | 3 182 | 374 | -88,25 |

TABEL 5. PERKEMBANGAN EKSPOR INDONESIA MENURUT KOMODITI DAN NEGARA TUJUAN

| JENIS BARANG | BERAT BERSIH (KG) | | PERUB | NILAI FOB (US \$) | | PERUB |
|-------------------------------|-----------------------|-----------------------|--------------|-----------------------|-----------------------|--------------|
| | JAN-DES 2009 | JAN-DES 2010 | % | JAN-DES 2009 | JAN-DES 2010 | % |
| | (1) | (2) | (3) | (4) | (5) | (6) |
| VANUATU | 638 | 802 | 25,71 | 1 005 | 1 569 | 56,12 |
| EAST TIMOR | 36 | 2 085 | 5 691,67 | 5 | 6 992 | 139 740,00 |
| UNITED STATES | 93 934 | 131 835 | 40,35 | 382 274 | 352 541 | -7,78 |
| CANADA | 6 858 | 1 907 | -72,19 | 13 049 | 3 388 | -74,04 |
| MEXICO | 0 | 166 | - | 0 | 575 | - |
| CHILE | 934 | 2 099 | 124,73 | 6 653 | 2 360 | -64,53 |
| ARGENTINA | 7 138 | 8 427 | 18,06 | 12 584 | 14 778 | 17,43 |
| BRAZIL | 160 | 1 872 | 1 070,00 | 233 | 4 452 | 1 810,73 |
| COLOMBIA | 1 524 | 0 | -100,00 | 3 647 | 0 | -100,00 |
| URUGUAY | 0 | 413 | - | 0 | 525 | - |
| BAHAMAS | 23 366 | 10 112 | -56,72 | 80 769 | 43 186 | -46,53 |
| PUERTO RICO | 0 | 4 806 | - | 0 | 9 996 | - |
| DOMINICAN REPUBLIC | 231 | 11 110 | 4 709,52 | 330 | 41 150 | 12 369,70 |
| ARUBA | 0 | 1 684 | - | 0 | 1 000 | - |
| FRENCH POLYNESIA | 111 | 0 | -100,00 | 289 | 0 | -100,00 |
| GRENADA | 0 | 5 480 | - | 0 | 3 189 | - |
| NETHERLANDS ANTILLES | 157 | 123 | -21,66 | 176 | 306 | 73,86 |
| UNITED KINGDOM | 12 527 | 9 102 | -27,34 | 49 125 | 24 948 | -49,22 |
| NETHERLANDS | 8 382 | 11 899 | 41,96 | 34 008 | 30 394 | -10,63 |
| FRANCE | 54 032 | 42 861 | -20,67 | 77 535 | 60 292 | -22,24 |
| GERMANY, FED. REP. OF | 327 926 | 296 841 | -9,48 | 669 020 | 708 094 | 5,84 |
| AUSTRIA | 5 500 | 0 | -100,00 | 7 150 | 0 | -100,00 |
| BELGIUM | 10 914 | 3 649 | -66,57 | 23 893 | 3 529 | -85,23 |
| SWITZERLAND | 291 | 308 | 5,84 | 2 592 | 860 | -66,82 |
| DENMARK | 169 | 920 | 444,38 | 466 | 1 898 | 307,30 |
| NORWAY | 717 | 3 | -99,58 | 4 613 | 15 | -99,67 |
| SWEDEN | 0 | 205 | - | 0 | 436 | - |
| FINLAND | 3 913 | 8 001 | 104,47 | 169 | 7 206 | 4 163,91 |
| IRELAND | 317 | 0 | -100,00 | 794 | 0 | -100,00 |
| ITALY | 13 729 | 17 814 | 29,75 | 49 397 | 10 894 | -77,95 |
| SPAIN | 38 529 | 20 609 | -46,51 | 99 876 | 42 012 | -57,94 |
| PORTUGAL | 48 | 405 | 743,75 | 14 | 1 065 | 7 507,14 |
| GREECE | 197 | 9 | -95,43 | 1 448 | 129 | -91,09 |
| HUNGARY | 7 | 30 | 328,57 | 16 | 177 | 1 006,25 |
| POLAND | 6 231 | 0 | -100,00 | 9 970 | 0 | -100,00 |
| UKRAINE | 31 109 | 11 444 | -63,21 | 89 641 | 12 612 | -85,93 |
| MALTA | 0 | 2 750 | - | 0 | 6 931 | - |
| SLOVAKIA | 5 824 | 0 | -100,00 | 16 601 | 0 | -100,00 |
| SLOVENIA | 0 | 376 | - | 0 | 1 486 | - |
| CZECH REPUBLIC | 21 636 | 27 513 | 27,16 | 24 564 | 31 454 | 28,05 |
| RUSSIA FEDERATION | 40 357 | 9 114 | -77,42 | 124 768 | 48 133 | -61,42 |
| -MINYAK KELAPA SAWIT | 16 829 205 746 | 16 291 856 171 | -3,19 | 10 367 621 381 | 13 468 966 418 | 29,91 |
| JAPAN | 30 579 122 | 36 254 929 | 18,56 | 23 161 353 | 32 143 087 | 38,78 |
| HONG KONG | 265 045 | 125 359 | -52,70 | 156 268 | 134 007 | -14,25 |
| KOREA, DEMOCRATIC PEOPLE'S RI | 0 | 982 620 | - | 0 | 883 513 | - |
| KOREA, REPUBLIC OF | 5 924 874 | 8 649 685 | 45,99 | 3 790 463 | 6 420 951 | 69,40 |
| TAIWAN | 1 540 918 | 1 907 597 | 23,80 | 1 283 993 | 1 824 951 | 42,13 |
| CHINA | 2 645 355 558 | 2 174 409 672 | -17,80 | 1 628 647 887 | 1 866 512 888 | 14,61 |
| PAPUA NEW GUINEA | 1 916 135 | 900 202 | -53,02 | 1 915 371 | 1 047 900 | -45,29 |
| THAILAND | 10 866 352 | 25 006 | -99,77 | 4 163 136 | 27 665 | -99,34 |
| SINGAPORE | 659 939 938 | 696 813 126 | 5,59 | 392 601 751 | 565 576 780 | 44,06 |
| PHILIPPINES | 24 873 778 | 23 121 741 | -7,04 | 24 001 041 | 23 511 225 | -2,04 |
| MALAYSIA | 1 195 716 890 | 1 489 742 964 | 24,59 | 719 442 802 | 1 210 756 587 | 68,29 |
| MYANMAR (FORM. BURMA) | 117 748 916 | 145 018 879 | 23,16 | 77 921 245 | 129 303 158 | 65,94 |
| CAMBODIA | 364 654 | 313 140 | -14,13 | 297 932 | 289 844 | -2,71 |
| BRUNEI DARUSSALAM | 761 621 | 794 040 | 4,26 | 804 216 | 911 050 | 13,28 |
| VIET NAM | 212 987 883 | 194 027 129 | -8,90 | 129 306 399 | 160 476 586 | 24,11 |
| MALDIVES | 799 301 | 1 159 893 | 45,11 | 764 048 | 1 351 922 | 76,94 |
| INDIA | 5 496 342 117 | 5 290 916 294 | -3,74 | 3 339 966 994 | 4 340 214 667 | 29,95 |
| PAKISTAN | 214 556 533 | 90 317 307 | -57,91 | 139 937 535 | 81 160 334 | -42,00 |
| BANGLADESH | 800 484 718 | 771 231 620 | -3,65 | 527 923 256 | 626 734 164 | 18,72 |
| SRI LANKA | 5 840 055 | 12 720 352 | 117,81 | 3 672 938 | 9 706 811 | 164,28 |
| AFGHANISTAN | 16 043 420 | 42 813 591 | 166,86 | 13 776 258 | 43 523 335 | 215,93 |
| IRAN (ISLAMIC REPUBLIC OF) | 211 880 744 | 308 906 789 | 45,79 | 141 326 841 | 277 438 616 | 96,31 |
| SAUDI ARABIA | 221 810 785 | 38 944 457 | -82,44 | 152 670 885 | 27 658 886 | -81,88 |
| ISRAEL | 637 454 | 145 040 | -77,25 | 524 895 | 112 781 | -78,51 |
| JORDAN | 43 052 993 | 15 251 463 | -64,58 | 25 767 318 | 12 252 995 | -52,45 |
| YEMEN | 8 478 095 | 7 643 012 | -9,85 | 5 973 479 | 7 159 823 | 19,86 |
| OMAN | 11 349 778 | 39 785 683 | 250,54 | 8 107 882 | 35 742 503 | 340,84 |
| SYRIA ARAB REPUBLIC | 3 000 000 | 0 | -100,00 | 2 054 750 | 0 | -100,00 |
| TURKEY | 64 354 088 | 60 027 899 | -6,72 | 40 836 151 | 49 004 558 | 20,00 |
| UNITED ARAB EMIRATES | 71 939 519 | 65 934 657 | -8,35 | 49 210 438 | 57 173 611 | 16,18 |
| BAHRAIN | 41 720 | 0 | -100,00 | 33 210 | 0 | -100,00 |
| EGYPT | 497 216 393 | 488 654 981 | -1,72 | 325 372 789 | 409 238 261 | 25,78 |
| LIBYAN ARAB JAMAHIRIYA | 19 710 | 0 | -100,00 | 20 745 | 0 | -100,00 |
| MOROCCO | 0 | 6 500 000 | - | 0 | 5 027 500 | - |
| TUNISIA | 32 952 339 | 34 600 833 | 5,00 | 20 546 689 | 27 271 017 | 32,73 |

TABEL 5. PERKEMBANGAN EKSPOR INDONESIA MENURUT KOMODITI DAN NEGARA TUJUAN

| JENIS BARANG | BERAT BERSIH (KG) | | PERUB | NILAI FOB (US \$) | | PERUB |
|------------------------------|-------------------|---------------|-----------|-------------------|---------------|----------|
| | JAN-DES 2009 | JAN-DES 2010 | % | JAN-DES 2009 | JAN-DES 2010 | % |
| | (1) | (2) | (3) | (4) | (5) | (6) |
| ALGERIA | 47 892 896 | 38 622 462 | -19,36 | 28 515 060 | 31 071 417 | 8,96 |
| SUDAN | 40 240 | 3 011 287 | 7 383,32 | 31 521 | 2 421 500 | 7 582,18 |
| ERITREA | 36 754 | 91 886 | 150,00 | 32 680 | 111 701 | 241,80 |
| NAMIBIA | 0 | 451 883 | - | 0 | 441 888 | - |
| ETHIOPIA | 121 077 | 0 | -100,00 | 95 092 | 0 | -100,00 |
| TANZANIA, UNITED REPUBLIC OF | 121 016 519 | 112 276 243 | -7,22 | 77 613 663 | 95 049 548 | 22,46 |
| MADAGASCAR | 284 746 | 201 899 | -29,10 | 180 356 | 195 234 | 8,25 |
| SOMALIA | 112 212 | 2 200 053 | 1 860,62 | 79 467 | 2 115 116 | 2 561,63 |
| KENYA | 4 259 960 | 59 161 200 | 1 288,77 | 3 404 521 | 49 454 280 | 1 352,61 |
| MOZAMBIQUE | 7 640 650 | 7 223 051 | -5,47 | 5 174 975 | 7 538 286 | 45,67 |
| EQUATORIAL GUINEA | 385 541 | 239 990 | -37,75 | 373 722 | 278 995 | -25,35 |
| TOGO | 1 213 767 | 6 697 180 | 451,77 | 1 051 693 | 6 777 899 | 544,48 |
| GHANA | 22 034 329 | 29 759 560 | 35,06 | 17 738 574 | 27 322 561 | 54,03 |
| LIBERIA | 6 256 360 | 9 125 459 | 45,86 | 4 181 557 | 7 961 192 | 90,39 |
| GUINEA | 8 561 262 | 16 448 020 | 92,12 | 6 064 652 | 12 087 487 | 99,31 |
| ANGOLA | 21 141 307 | 19 680 672 | -6,91 | 17 232 429 | 19 372 411 | 12,42 |
| CONGO | 3 668 739 | 4 901 982 | 33,61 | 2 891 173 | 4 837 347 | 67,31 |
| CAMEROON | 3 871 899 | 14 933 792 | 285,70 | 3 031 672 | 13 148 253 | 333,70 |
| NIGERIA | 14 602 258 | 35 380 139 | 142,29 | 9 143 387 | 29 854 554 | 226,52 |
| SIERRA LEONE | 984 602 | 2 974 160 | 202,07 | 764 594 | 2 792 951 | 265,29 |
| GABON | 6 870 414 | 3 705 286 | -46,07 | 5 699 625 | 4 109 948 | -27,89 |
| COTE D'IVOIRE | 29 819 058 | 59 321 054 | 98,94 | 18 636 734 | 50 718 597 | 172,14 |
| SENEGAL | 2 805 411 | 1 587 107 | -43,43 | 2 392 307 | 1 413 760 | -40,90 |
| MAURITANIA | 3 138 202 | 693 994 | -77,89 | 2 016 051 | 652 982 | -67,61 |
| MALI | 305 491 | 125 758 | -58,83 | 227 501 | 120 728 | -46,93 |
| BENIN | 13 566 333 | 11 734 441 | -13,50 | 10 999 118 | 11 306 111 | 2,79 |
| GUINEA BISSAU | 1 876 714 | 857 126 | -54,33 | 1 618 782 | 854 761 | -47,20 |
| GAMBIA | 19 171 928 | 16 843 608 | -12,14 | 15 003 442 | 16 166 027 | 7,75 |
| SEYCHELLES | 118 260 | 0 | -100,00 | 103 046 | 0 | -100,00 |
| NIGER | 0 | 265 581 | - | 0 | 293 370 | - |
| DJIBOUTI | 5 423 630 | 17 642 088 | 225,28 | 4 221 217 | 16 792 102 | 297,80 |
| SAO TOME AND PRINCIPE | 64 185 | 359 903 | 460,73 | 70 976 | 357 605 | 403,84 |
| SOUTH AFRICA | 147 006 660 | 177 406 034 | 20,68 | 88 245 304 | 147 033 336 | 66,62 |
| COMOROS | 142 764 | 638 743 | 347,41 | 143 866 | 705 687 | 390,52 |
| MAURITIUS | 4 018 542 | 4 698 322 | 16,92 | 2 449 067 | 3 799 843 | 55,15 |
| AUSTRALIA | 100 895 | 36 643 | -63,68 | 90 854 | 40 395 | -55,54 |
| NEW ZEALAND | 84 090 | 18 798 320 | 22 255,00 | 67 261 | 1 883 899 | 2 700,88 |
| MICRONESIA, FEDERATED STATES | 175 042 | 74 621 | -57,37 | 191 387 | 81 016 | -57,67 |
| NORTHERN MARIANA ISLANDS | 47 777 | 0 | -100,00 | 46 845 | 0 | -100,00 |
| VANUATU | 218 886 | 341 687 | 56,10 | 235 627 | 425 441 | 80,56 |
| WALLIS AND FUTUNA ISLANDS | 1 422 | 0 | -100,00 | 4 416 | 0 | -100,00 |
| AMERICAN SAMOA | 75 391 | 79 848 | 5,91 | 79 544 | 99 319 | 24,86 |
| COOK ISLANDS | 13 893 | 17 370 | 25,03 | 15 870 | 21 524 | 35,63 |
| FIJI | 798 611 | 452 859 | -43,29 | 820 088 | 532 142 | -35,11 |
| KIRIBATI | 91 609 | 58 684 | -35,94 | 93 310 | 72 550 | -22,25 |
| MARSHALL ISLANDS | 17 722 | 2 000 000 | 11 185,41 | 19 326 | 1 377 500 | 7 027,70 |
| SAMOA | 816 671 | 1 066 498 | 30,59 | 875 905 | 1 289 622 | 47,23 |
| SOLOMON ISLANDS | 210 773 | 370 575 | 75,82 | 208 546 | 465 138 | 123,04 |
| TONGA | 286 833 | 234 106 | -18,38 | 325 206 | 278 591 | -14,33 |
| TUVALU | 15 507 | 1 013 493 | 6 435,71 | 22 686 | 781 421 | 3 344,51 |
| EAST TIMOR | 5 059 102 | 6 384 821 | 26,20 | 5 620 615 | 7 030 645 | 25,09 |
| UNITED STATES | 108 133 495 | 36 975 432 | -65,81 | 67 265 068 | 32 899 261 | -51,09 |
| MEXICO | 0 | 9 000 000 | - | 0 | 7 101 000 | - |
| PANAMA | 5 320 936 | 2 548 853 | -52,10 | 2 355 046 | 1 791 668 | -23,92 |
| SURINAME | 129 492 | 43 164 | -66,67 | 100 659 | 44 416 | -55,87 |
| CHILE | 1 500 000 | 0 | -100,00 | 810 330 | 0 | -100,00 |
| ARGENTINA | 0 | 2 252 000 | - | 0 | 1 488 226 | - |
| BRAZIL | 101 440 579 | 147 300 942 | 45,21 | 61 893 953 | 128 330 252 | 107,34 |
| COLOMBIA | 0 | 5 001 000 | - | 0 | 5 059 740 | - |
| URUGUAY | 753 860 | 546 320 | -27,53 | 630 608 | 584 170 | -7,36 |
| PARAGUAY | 25 000 | 0 | -100,00 | 18 980 | 0 | -100,00 |
| ECUADOR | 0 | 5 000 000 | - | 0 | 4 425 000 | - |
| PERU | 0 | 3 000 000 | - | 0 | 2 377 500 | - |
| TRINIDAD AND TOBAGO | 156 934 | 908 831 | 479,12 | 127 791 | 846 485 | 562,40 |
| DOMINICAN REPUBLIC | 0 | 84 970 | - | 0 | 94 653 | - |
| HAITI | 5 288 893 | 4 856 231 | -8,18 | 3 317 729 | 3 765 911 | 13,51 |
| MARTINIQUE | 0 | 4 500 000 | - | 0 | 3 350 250 | - |
| UNITED KINGDOM | 11 024 747 | 10 000 000 | -9,29 | 6 027 856 | 9 230 000 | 53,12 |
| NETHERLANDS | 1 364 300 391 | 1 197 290 358 | -12,24 | 811 943 191 | 1 005 517 508 | 23,84 |
| GERMANY, FED. REP. OF | 461 450 345 | 379 329 724 | -17,80 | 267 460 259 | 280 692 991 | 4,95 |
| SWITZERLAND | 2 000 000 | 0 | -100,00 | 1 352 000 | 0 | -100,00 |
| DENMARK | 28 636 577 | 10 787 904 | -62,33 | 17 717 305 | 9 391 561 | -46,99 |
| SWEDEN | 33 771 603 | 5 608 874 | -83,39 | 19 687 110 | 3 980 573 | -79,78 |
| ITALY | 737 857 042 | 680 550 360 | -7,77 | 421 725 045 | 519 051 655 | 23,08 |
| SPAIN | 362 974 665 | 350 422 845 | -3,46 | 234 329 012 | 273 706 782 | 16,80 |
| PORTUGAL | 32 435 684 | 14 051 221 | -56,68 | 18 950 077 | 11 360 697 | -40,05 |
| GREECE | 59 631 894 | 38 180 084 | -35,97 | 34 877 075 | 32 420 860 | -7,04 |
| DEMOCRATIC REPUBLIC OF THE C | 41 652 556 | 28 579 245 | -31,39 | 27 192 370 | 22 500 010 | -17,26 |

TABEL 5. PERKEMBANGAN EKSPOR INDONESIA MENURUT KOMODITI DAN NEGARA TUJUAN

| JENIS BARANG | BERAT BERSIH (KG) | | PERUB | NILAI FOB (US \$) | | PERUB |
|----------------------------------|----------------------|----------------------|--------------|----------------------|----------------------|--------------|
| | JAN-DES 2009 | JAN-DES 2010 | % | JAN-DES 2009 | JAN-DES 2010 | % |
| | (1) | (2) | (3) | (4) | (5) | (6) |
| HUNGARY | 0 | 9 960 | - | 0 | 12 880 | - |
| POLAND | 165 000 | 39 560 | -76,02 | 139 377 | 34 558 | -75,21 |
| ROMANIA | 1 173 220 | 392 193 | -66,57 | 900 376 | 379 629 | -57,84 |
| KAZAKHSTAN | 164 880 | 37 746 | -77,11 | 135 221 | 35 058 | -74,07 |
| UKRAINE | 317 994 325 | 366 894 692 | 15,38 | 199 659 672 | 300 103 135 | 50,31 |
| GEORGIA | 0 | 15 806 917 | - | 0 | 14 663 461 | - |
| CROATIA | 65 224 | 107 723 | 65,16 | 59 107 | 101 777 | 72,19 |
| RUSSIA FEDERATION | 35 050 024 | 232 919 574 | 564,53 | 24 819 896 | 201 496 095 | 711,83 |
| -MINYAK BIJI KELAPA SAWIT | 1 703 263 885 | 1 572 285 303 | -7,69 | 1 091 798 408 | 1 727 693 468 | 58,24 |
| JAPAN | 109 240 | 0 | -100,00 | 110 444 | 0 | -100,00 |
| KOREA, REPUBLIC OF | 49 | 118 | 140,82 | 84 | 327 | 289,29 |
| CHINA | 365 830 493 | 272 233 798 | -25,58 | 228 804 190 | 304 157 937 | 32,93 |
| THAILAND | 7 200 000 | 0 | -100,00 | 4 937 600 | 0 | -100,00 |
| SINGAPORE | 11 841 016 | 9 291 123 | -21,53 | 8 521 782 | 10 386 163 | 21,88 |
| PHILIPPINES | 1 960 000 | 210 300 | -89,27 | 1 097 600 | 211 609 | -80,72 |
| MALAYSIA | 384 951 930 | 492 649 079 | 27,98 | 246 591 528 | 553 656 056 | 124,52 |
| MYANMAR (FORM. BURMA) | 1 218 723 | 600 000 | -50,77 | 874 443 | 430 800 | -50,73 |
| INDIA | 218 259 227 | 199 899 096 | -8,41 | 143 712 988 | 216 165 308 | 50,41 |
| PAKISTAN | 8 941 117 | 7 450 000 | -16,68 | 6 276 376 | 8 562 680 | 36,43 |
| BANGLADESH | 9 262 350 | 9 500 000 | 2,57 | 5 887 697 | 9 968 350 | 69,31 |
| SRI LANKA | 1 000 000 | 0 | -100,00 | 857 500 | 0 | -100,00 |
| SAUDI ARABIA | 800 370 | 0 | -100,00 | 558 667 | 0 | -100,00 |
| JORDAN | 193 302 | 0 | -100,00 | 160 089 | 0 | -100,00 |
| OMAN | 499 864 | 0 | -100,00 | 340 910 | 0 | -100,00 |
| TURKEY | 19 589 840 | 25 185 155 | 28,56 | 12 989 389 | 25 698 969 | 97,85 |
| EGYPT | 12 099 904 | 8 521 711 | -29,57 | 7 301 693 | 9 212 104 | 26,16 |
| TUNISIA | 1 909 450 | 1 229 950 | -35,59 | 1 126 863 | 1 727 343 | 53,29 |
| ALGERIA | 1 388 532 | 0 | -100,00 | 870 595 | 0 | -100,00 |
| TANZANIA, UNITED REPUBLIC OF | 3 359 999 | 1 250 440 | -62,78 | 2 264 950 | 1 392 973 | -38,50 |
| KENYA | 0 | 500 000 | - | 0 | 592 500 | - |
| MOZAMBIQUE | 355 566 | 0 | -100,00 | 210 037 | 0 | -100,00 |
| CONGO | 128 196 | 0 | -100,00 | 89 756 | 0 | -100,00 |
| NIGERIA | 4 699 748 | 0 | -100,00 | 3 012 344 | 0 | -100,00 |
| COTE D'IVOIRE | 1 000 000 | 0 | -100,00 | 647 500 | 0 | -100,00 |
| MAURITANIA | 150 000 | 0 | -100,00 | 76 125 | 0 | -100,00 |
| BENIN | 63 560 | 0 | -100,00 | 34 322 | 0 | -100,00 |
| SOUTH AFRICA | 10 267 000 | 15 369 976 | 49,70 | 7 033 810 | 15 178 515 | 115,79 |
| MALAWI | 332 250 | 0 | -100,00 | 174 432 | 0 | -100,00 |
| UNITED STATES | 43 499 998 | 3 240 000 | -92,55 | 23 265 500 | 2 640 600 | -88,65 |
| ARGENTINA | 69 624 | 156 456 | 124,72 | 62 597 | 180 376 | 188,15 |
| BRAZIL | 77 597 333 | 137 010 418 | 76,57 | 59 261 290 | 156 912 500 | 164,78 |
| ECUADOR | 0 | 3 000 000 | - | 0 | 3 420 000 | - |
| HAITI | 0 | 27 004 | - | 0 | 27 297 | - |
| NETHERLANDS | 339 758 238 | 287 629 213 | -15,34 | 205 971 433 | 300 854 247 | 46,07 |
| GERMANY, FED. REP. OF | 23 883 477 | 17 806 319 | -25,45 | 15 498 543 | 15 994 198 | 3,20 |
| DENMARK | 2 759 910 | 749 990 | -72,83 | 2 069 211 | 641 241 | -69,01 |
| NORWAY | 0 | 500 000 | - | 0 | 462 000 | - |
| SWEDEN | 2 880 909 | 1 599 911 | -44,47 | 2 095 082 | 1 406 125 | -32,88 |
| ITALY | 25 062 177 | 24 179 112 | -3,52 | 16 345 539 | 26 953 927 | 64,90 |
| SPAIN | 14 946 847 | 13 033 642 | -12,80 | 9 300 644 | 15 779 616 | 69,66 |
| PORTUGAL | 1 469 964 | 2 269 000 | 54,36 | 949 481 | 2 724 864 | 186,98 |
| GREECE | 11 287 523 | 4 403 324 | -60,99 | 8 146 053 | 4 905 098 | -39,79 |
| DEMOCRATIC REPUBLIC OF THE C | 1 030 000 | 0 | -100,00 | 704 510 | 0 | -100,00 |
| TURKMENISTAN | 21 006 | 0 | -100,00 | 17 708 | 0 | -100,00 |
| UKRAINE | 73 601 140 | 14 586 458 | -80,18 | 50 272 520 | 15 943 361 | -68,29 |
| GEORGIA | 0 | 704 000 | - | 0 | 927 280 | - |
| RUSSIA FEDERATION | 17 984 013 | 17 499 710 | -2,69 | 13 274 583 | 20 579 104 | 55,03 |
| -MINYAK NABATI LAIN | 687 683 882 | 733 242 681 | 6,62 | 460 186 884 | 723 591 858 | 57,24 |
| JAPAN | 324 311 | 445 246 | 37,29 | 345 220 | 573 839 | 66,22 |
| HONG KONG | 12 946 | 19 082 | 47,40 | 17 227 | 84 549 | 390,79 |
| KOREA, REPUBLIC OF | 46 199 824 | 52 592 366 | 13,84 | 29 634 796 | 48 474 333 | 63,57 |
| TAIWAN | 1 781 907 | 2 241 009 | 25,76 | 1 230 007 | 2 166 644 | 76,15 |
| CHINA | 151 310 046 | 223 519 515 | 47,72 | 101 903 932 | 204 370 794 | 100,55 |
| THAILAND | 2 024 839 | 11 849 158 | 485,19 | 1 447 338 | 13 817 715 | 854,70 |
| SINGAPORE | 12 537 795 | 5 227 986 | -58,30 | 8 456 813 | 4 334 397 | -48,75 |
| PHILIPPINES | 629 033 | 1 374 953 | 118,58 | 476 232 | 1 211 680 | 154,43 |
| MALAYSIA | 116 165 374 | 149 838 441 | 28,99 | 77 045 240 | 151 907 817 | 97,17 |
| BRUNEI DARUSSALAM | 0 | 788 | - | 0 | 8 056 | - |
| NEPAL | 43 740 | 0 | -100,00 | 39 706 | 0 | -100,00 |
| VIET NAM | 8 885 281 | 398 959 | -95,51 | 3 256 019 | 379 620 | -88,34 |
| MALDIVES | 9 208 | 5 847 | -36,50 | 13 477 | 17 529 | 30,07 |
| INDIA | 43 017 118 | 9 799 758 | -77,22 | 20 623 105 | 9 067 773 | -56,03 |
| PAKISTAN | 1 158 148 | 333 820 | -71,18 | 671 612 | 312 784 | -53,43 |
| BANGLADESH | 2 024 760 | 2 117 540 | 4,58 | 1 764 528 | 2 533 138 | 43,56 |
| SRI LANKA | 0 | 1 399 782 | - | 0 | 1 484 278 | - |
| IRAQ | 20 160 | 0 | -100,00 | 16 955 | 0 | -100,00 |

TABEL 5. PERKEMBANGAN EKSPOR INDONESIA MENURUT KOMODITI DAN NEGARA TUJUAN

| JENIS BARANG | BERAT BERSIH (KG) | | PERUB | NILAI FOB (US \$) | | PERUB |
|------------------------------|--------------------|--------------------|--------------|--------------------|--------------------|--------------|
| | JAN-DES 2009 | JAN-DES 2010 | % | JAN-DES 2009 | JAN-DES 2010 | % |
| | (1) | (2) | (3) | (4) | (5) | (6) |
| IRAN (ISLAMIC REPUBLIC OF) | 315 000 | 697 631 | 121,47 | 235 030 | 670 114 | 185,12 |
| SAUDI ARABIA | 0 | 152 600 | - | 0 | 138 025 | - |
| ISRAEL | 127 920 | 389 531 | 204,51 | 113 337 | 395 340 | 248,82 |
| KUWAIT | 0 | 35 000 | - | 0 | 33 068 | - |
| JORDAN | 450 198 | 71 340 | -84,15 | 391 270 | 81 442 | -79,19 |
| LEBANON | 18 620 | 18 620 | 0,00 | 15 455 | 21 087 | 36,44 |
| SYRIA ARAB REPUBLIC | 1 356 906 | 1 339 376 | -1,29 | 1 205 659 | 1 493 870 | 23,90 |
| TURKEY | 8 237 247 | 13 183 252 | 60,04 | 5 482 586 | 13 693 316 | 149,76 |
| UNITED ARAB EMIRATES | 325 845 | 214 100 | -34,29 | 278 030 | 219 790 | -20,95 |
| EGYPT | 3 961 027 | 8 985 959 | 126,86 | 3 120 118 | 11 711 226 | 275,35 |
| MOROCCO | 420 000 | 168 000 | -60,00 | 360 930 | 204 992 | -43,20 |
| TUNISIA | 2 828 493 | 3 040 841 | 7,51 | 1 846 242 | 3 226 080 | 74,74 |
| ALGERIA | 2 850 368 | 3 363 115 | 17,99 | 2 301 551 | 3 405 865 | 47,98 |
| MADAGASCAR | 470 850 | 291 910 | -38,00 | 256 810 | 192 494 | -25,04 |
| KENYA | 0 | 5 752 000 | - | 0 | 4 725 035 | - |
| EQUATORIAL GUINEA | 251 | 350 | 39,44 | 3 150 | 3 125 | -0,79 |
| NIGERIA | 0 | 453 250 | - | 0 | 581 164 | - |
| GABON | 18 620 | 18 620 | 0,00 | 20 907 | 27 572 | 31,88 |
| COTE D'IVOIRE | 2 303 | 1 038 | -54,93 | 23 436 | 11 718 | -50,00 |
| MAURITANIA | 420 000 | 718 780 | 71,14 | 193 200 | 489 179 | 153,20 |
| BENIN | 149 274 | 2 269 | -98,48 | 98 580 | 27 998 | -71,60 |
| SEYCHELLES | 51 | 0 | -100,00 | 63 | 0 | -100,00 |
| SOUTH AFRICA | 1 720 580 | 3 098 599 | 80,09 | 1 018 102 | 3 508 668 | 244,63 |
| ZIMBABWE | 0 | 21 366 | - | 0 | 30 286 | - |
| AUSTRALIA | 18 583 | 10 070 | -45,81 | 41 936 | 22 670 | -45,94 |
| NEW ZEALAND | 1 834 945 | 641 087 | -65,06 | 1 706 721 | 702 750 | -58,82 |
| MICRONESIA, FEDERATED STATES | 0 | 114 | - | 0 | 347 | - |
| NEW CALEDONIA | 848 | 263 | -68,99 | 3 470 | 480 | -86,17 |
| NORTHERN MARIANA ISLANDS | 393 | 16 248 | 4 034,35 | 1 230 | 37 566 | 2 954,15 |
| VANUATU | 0 | 47 | - | 0 | 201 | - |
| FIJI | 0 | 89 000 | - | 0 | 120 663 | - |
| TONGA | 7 661 | 5 611 | -26,76 | 5 974 | 13 986 | 134,11 |
| EAST TIMOR | 3 269 | 42 014 | 1 185,22 | 2 687 | 55 910 | 1 980,76 |
| UNITED STATES | 70 631 261 | 66 900 689 | -5,28 | 47 757 999 | 67 366 999 | 41,06 |
| CANADA | 4 463 | 5 900 | 32,20 | 14 191 | 35 030 | 146,85 |
| MEXICO | 1 066 000 | 6 551 897 | 514,62 | 784 252 | 6 464 892 | 724,34 |
| VENEZUELA | 190 000 | 152 000 | -20,00 | 158 650 | 137 902 | -13,08 |
| ARGENTINA | 45 936 | 43 494 | -5,32 | 41 193 | 50 110 | 21,65 |
| BRAZIL | 416 000 | 0 | -100,00 | 345 696 | 0 | -100,00 |
| UNITED KINGDOM | 12 682 | 5 660 | -55,37 | 65 596 | 32 997 | -49,70 |
| NETHERLANDS | 153 620 894 | 69 545 107 | -54,73 | 103 880 419 | 74 914 669 | -27,88 |
| FRANCE | 3 560 | 2 584 | -27,42 | 51 212 | 192 350 | 275,60 |
| GERMANY, FED. REP. OF | 8 001 954 | 460 | -99,99 | 5 232 292 | 360 | -99,99 |
| AUSTRIA | 0 | 5 | - | 0 | 20 | - |
| BELGIUM | 0 | 265 | - | 0 | 100 | - |
| SWITZERLAND | 0 | 775 | - | 0 | 44 557 | - |
| DENMARK | 249 984 | 0 | -100,00 | 150 615 | 0 | -100,00 |
| SWEDEN | 1 800 078 | 71 | -100,00 | 1 160 884 | 297 | -99,97 |
| FINLAND | 0 | 16 | - | 0 | 194 | - |
| ITALY | 400 | 7 703 037 | 1 925 659,25 | 14 800 | 5 750 058 | 38 751,74 |
| SPAIN | 589 247 | 687 | -99,88 | 298 502 | 3 072 | -98,97 |
| GREECE | 349 290 | 1 573 535 | 350,50 | 283 452 | 1 909 707 | 573,73 |
| HUNGARY | 0 | 10 758 | - | 0 | 16 660 | - |
| POLAND | 260 000 | 0 | -100,00 | 208 000 | 0 | -100,00 |
| ROMANIA | 676 531 | 378 350 | -44,07 | 506 938 | 382 118 | -24,62 |
| BULGARIA | 453 222 | 258 912 | -42,87 | 359 299 | 243 947 | -32,10 |
| KAZAKHSTAN | 563 571 | 642 170 | 13,95 | 494 805 | 665 119 | 34,42 |
| UKRAINE | 15 017 628 | 47 429 947 | 215,83 | 12 938 193 | 47 603 725 | 267,93 |
| UZBEKISTAN | 447 870 | 488 188 | 9,00 | 406 459 | 527 104 | 29,68 |
| LITHUANIA | 65 610 | 10 374 | -84,19 | 54 456 | 12 117 | -77,75 |
| LATVIA | 100 780 | 97 609 | -3,15 | 81 610 | 89 640 | 9,84 |
| GEORGIA | 107 297 | 263 154 | 145,26 | 101 855 | 299 864 | 194,40 |
| CROATIA | 90 000 | 107 000 | 18,89 | 73 064 | 97 901 | 33,99 |
| MALTA | 12 | 54 | 350,00 | 163 | 696 | 326,99 |
| SLOVENIA | 259 693 | 544 500 | 109,67 | 192 089 | 489 383 | 154,77 |
| CZECH REPUBLIC | 7 133 | 444 | -93,78 | 14 592 | 2 880 | -80,26 |
| RUSSIA FEDERATION | 20 969 044 | 26 538 788 | 26,56 | 18 846 927 | 29 666 417 | 57,41 |
| -STEARIN | 161 112 605 | 225 485 186 | 39,96 | 116 748 499 | 224 672 445 | 92,44 |
| JAPAN | 3 096 140 | 5 458 313 | 76,29 | 2 518 366 | 5 650 333 | 124,37 |
| HONG KONG | 208 000 | 152 500 | -26,68 | 162 653 | 161 226 | -0,88 |
| KOREA, REPUBLIC OF | 13 015 044 | 33 607 396 | 158,22 | 9 990 258 | 33 626 242 | 236,59 |
| TAIWAN | 18 036 729 | 23 672 767 | 31,25 | 13 035 972 | 23 742 918 | 82,13 |
| CHINA | 58 323 994 | 60 342 483 | 3,46 | 41 135 389 | 59 335 484 | 44,24 |
| THAILAND | 7 250 207 | 9 415 050 | 29,86 | 5 370 606 | 9 751 767 | 81,58 |
| SINGAPORE | 1 100 653 | 758 193 | -31,11 | 849 706 | 781 151 | -8,07 |
| PHILIPPINES | 1 898 137 | 3 381 448 | 78,15 | 1 452 086 | 3 323 077 | 128,85 |
| MALAYSIA | 1 111 932 | 3 458 450 | 211,03 | 568 373 | 3 632 260 | 539,06 |

TABEL 5. PERKEMBANGAN EKSPOR INDONESIA MENURUT KOMODITI DAN NEGARA TUJUAN

| JENIS BARANG | BERAT BERSIH (KG) | | PERUB | NILAI FOB (US \$) | | PERUB |
|-------------------------------|--------------------|--------------------|-------------|--------------------|--------------------|--------------|
| | JAN-DES 2009 | JAN-DES 2010 | % | JAN-DES 2009 | JAN-DES 2010 | % |
| | (1) | (2) | (3) | (4) | (5) | (6) |
| MYANMAR (FORM. BURMA) | 345 500 | 1 229 500 | 255,86 | 278 526 | 1 295 767 | 365,22 |
| VIET NAM | 3 174 984 | 4 913 931 | 54,77 | 2 353 180 | 5 113 726 | 117,31 |
| INDIA | 1 490 415 | 2 863 168 | 92,11 | 1 092 805 | 2 714 307 | 148,38 |
| PAKISTAN | 102 000 | 0 | -100,00 | 58 980 | 0 | -100,00 |
| BANGLADESH | 3 107 000 | 3 564 500 | 14,72 | 1 825 559 | 3 205 976 | 75,62 |
| SRI LANKA | 367 328 | 550 023 | 49,74 | 286 533 | 534 180 | 86,43 |
| IRAN (ISLAMIC REPUBLIC OF) | 2 706 500 | 5 003 500 | 84,87 | 2 136 001 | 5 036 642 | 135,80 |
| SAUDI ARABIA | 0 | 326 000 | - | 0 | 293 674 | - |
| ISRAEL | 97 999 | 0 | -100,00 | 72 240 | 0 | -100,00 |
| JORDAN | 86 794 | 240 000 | 176,52 | 75 894 | 234 493 | 208,97 |
| YEMEN | 0 | 17 000 | - | 0 | 17 645 | - |
| SYRIA ARAB REPUBLIC | 364 962 | 199 500 | -45,34 | 237 282 | 220 841 | -6,93 |
| TURKEY | 17 306 511 | 23 995 086 | 38,65 | 13 669 253 | 24 479 182 | 79,08 |
| UNITED ARAB EMIRATES | 158 000 | 72 000 | -54,43 | 115 952 | 76 062 | -34,40 |
| EGYPT | 598 000 | 1 428 799 | 138,93 | 446 032 | 1 452 945 | 225,75 |
| ALGERIA | 34 000 | 16 000 | -52,94 | 29 387 | 18 320 | -37,66 |
| TANZANIA, UNITED REPUBLIC OF | 34 000 | 17 000 | -50,00 | 25 925 | 16 745 | -35,41 |
| KENYA | 103 585 | 386 348 | 272,98 | 68 265 | 404 318 | 492,28 |
| MOZAMBIQUE | 0 | 17 500 | - | 0 | 19 075 | - |
| TOGO | 35 793 | 435 000 | 1 115,32 | 28 904 | 420 790 | 1 355,82 |
| GHANA | 51 000 | 34 000 | -33,33 | 33 422 | 30 770 | -7,93 |
| NIGERIA | 529 000 | 487 600 | -7,83 | 397 895 | 508 462 | 27,79 |
| SIERRA LEONE | 0 | 26 000 | - | 0 | 30 329 | - |
| COTE D'IVOIRE | 140 000 | 174 000 | 24,29 | 95 864 | 178 293 | 85,99 |
| SENEGAL | 0 | 65 500 | - | 0 | 67 810 | - |
| CENTRAL AFRICAN REPUBLIC | 0 | 54 000 | - | 0 | 50 760 | - |
| SOUTH AFRICA | 737 382 | 973 456 | 32,02 | 554 680 | 973 453 | 75,50 |
| ZIMBABWE | 17 000 | 0 | -100,00 | 14 025 | 0 | -100,00 |
| AUSTRALIA | 277 927 | 339 676 | 22,22 | 217 994 | 336 517 | 54,37 |
| NEW ZEALAND | 17 000 | 51 000 | 200,00 | 16 320 | 46 240 | 183,33 |
| EAST TIMOR | 1 112 | 0 | -100,00 | 173 | 0 | -100,00 |
| UNITED STATES | 2 240 804 | 828 301 | -63,04 | 1 813 798 | 826 894 | -54,41 |
| CANADA | 151 811 | 142 825 | -5,92 | 119 330 | 157 260 | 31,79 |
| MEXICO | 0 | 435 000 | - | 0 | 435 931 | - |
| CHILE | 64 848 | 0 | -100,00 | 46 446 | 0 | -100,00 |
| VENEZUELA | 203 000 | 50 000 | -75,37 | 157 660 | 51 870 | -67,10 |
| ARGENTINA | 0 | 31 000 | - | 0 | 27 903 | - |
| BRAZIL | 51 000 | 35 034 | -31,31 | 42 738 | 37 736 | -11,70 |
| COLOMBIA | 186 000 | 67 999 | -63,44 | 142 038 | 70 735 | -50,20 |
| ECUADOR | 52 000 | 70 500 | 35,58 | 39 240 | 74 718 | 90,41 |
| PERU | 51 000 | 119 000 | 133,33 | 34 935 | 119 085 | 240,88 |
| DOMINICA | 0 | 17 000 | - | 0 | 20 910 | - |
| UNITED KINGDOM | 509 000 | 288 499 | -43,32 | 395 484 | 266 948 | -32,50 |
| NETHERLANDS | 17 149 696 | 28 258 903 | 64,78 | 11 240 301 | 27 206 564 | 142,04 |
| FRANCE | 408 000 | 72 000 | -82,35 | 305 128 | 68 021 | -77,71 |
| GERMANY, FED. REP. OF | 541 333 | 1 785 566 | 229,85 | 429 709 | 1 790 254 | 316,62 |
| BELGIUM | 51 000 | 67 670 | 32,69 | 28 050 | 72 427 | 158,21 |
| FINLAND | 72 000 | 0 | -100,00 | 59 088 | 0 | -100,00 |
| IRELAND | 0 | 51 000 | - | 0 | 55 012 | - |
| ITALY | 100 000 | 174 751 | 74,75 | 74 153 | 182 947 | 146,72 |
| SPAIN | 1 670 291 | 1 352 998 | -19,00 | 1 288 537 | 1 424 215 | 10,53 |
| PORTUGAL | 147 999 | 127 999 | -13,51 | 104 272 | 124 696 | 19,59 |
| GREECE | 81 959 | 83 419 | 1,78 | 58 288 | 68 671 | 17,81 |
| ANDORRA | 0 | 35 999 | - | 0 | 35 297 | - |
| DEMOCRATIC REPUBLIC OF THE C | 0 | 119 000 | - | 0 | 111 860 | - |
| POLAND | 255 000 | 793 671 | 211,24 | 214 674 | 846 531 | 294,33 |
| ROMANIA | 0 | 70 000 | - | 0 | 75 180 | - |
| BULGARIA | 108 542 | 345 266 | 218,09 | 96 600 | 375 729 | 288,95 |
| UKRAINE | 255 997 | 1 035 892 | 304,65 | 200 646 | 1 029 759 | 413,22 |
| LATVIA | 44 184 | 0 | -100,00 | 35 844 | 0 | -100,00 |
| ESTONIA | 17 500 | 52 500 | 200,00 | 14 875 | 58 840 | 295,56 |
| SLOVENIA | 13 000 | 108 498 | 734,60 | 10 400 | 109 755 | 955,34 |
| RUSSIA FEDERATION | 762 013 | 1 138 209 | 49,37 | 581 765 | 1 164 917 | 100,24 |
| -ASAM BERLEMAK LAIN | 728 416 659 | 735 490 379 | 0,97 | 428 581 317 | 679 539 460 | 58,56 |
| JAPAN | 8 336 541 | 9 648 402 | 15,74 | 7 457 309 | 12 798 479 | 71,62 |
| HONG KONG | 2 880 | 416 990 | 14 378,82 | 3 271 | 280 108 | 8 463,38 |
| KOREA, DEMOCRATIC PEOPLE'S RI | 0 | 66 000 | - | 0 | 44 550 | - |
| KOREA, REPUBLIC OF | 36 944 291 | 19 127 397 | -48,23 | 18 143 686 | 20 460 390 | 12,77 |
| TAIWAN | 5 691 554 | 5 894 494 | 3,57 | 3 888 344 | 5 420 826 | 39,41 |
| CHINA | 42 889 555 | 114 408 076 | 166,75 | 31 609 201 | 97 663 839 | 208,97 |
| THAILAND | 5 804 254 | 3 258 146 | -43,87 | 7 138 500 | 4 389 444 | -38,51 |
| SINGAPORE | 26 802 281 | 49 264 179 | 83,81 | 25 694 442 | 61 313 550 | 138,63 |
| PHILIPPINES | 5 693 116 | 6 832 827 | 20,02 | 4 914 767 | 6 986 467 | 42,15 |
| MALAYSIA | 17 857 039 | 12 911 995 | -27,69 | 12 642 750 | 10 962 380 | -13,29 |
| MYANMAR (FORM. BURMA) | 4 874 693 | 362 600 | -92,56 | 1 765 427 | 170 422 | -90,35 |
| NEPAL | 0 | 416 990 | - | 0 | 290 660 | - |
| VIET NAM | 95 095 | 57 654 | -39,37 | 59 822 | 14 989 | -74,94 |

TABEL 5. PERKEMBANGAN EKSPOR INDONESIA MENURUT KOMODITI DAN NEGARA TUJUAN

| JENIS BARANG | BERAT BERSIH (KG) | | PERUB | NILAI FOB (US \$) | | PERUB |
|------------------------------|--------------------|--------------------|--------------|----------------------|----------------------|--------------|
| | JAN-DES 2009 | JAN-DES 2010 | % | JAN-DES 2009 | JAN-DES 2010 | % |
| | (1) | (2) | (3) | (4) | (5) | (6) |
| INDIA | 179 272 015 | 118 249 649 | -34,04 | 83 674 436 | 83 623 706 | -0,06 |
| PAKISTAN | 17 712 946 | 11 222 223 | -36,64 | 6 169 904 | 4 415 216 | -28,44 |
| BANGLADESH | 2 860 994 | 3 613 642 | 26,31 | 1 242 382 | 2 249 236 | 81,04 |
| SRI LANKA | 8 552 716 | 6 739 489 | -21,20 | 6 314 015 | 6 695 448 | 6,04 |
| IRAN (ISLAMIC REPUBLIC OF) | 3 229 459 | 4 551 671 | 40,94 | 3 405 475 | 5 442 155 | 59,81 |
| SAUDI ARABIA | 96 180 | 67 420 | -29,90 | 105 064 | 102 643 | -2,30 |
| JORDAN | 40 085 | 247 680 | 517,89 | 38 593 | 287 824 | 645,79 |
| LEBANON | 0 | 15 200 | - | 0 | 20 552 | - |
| OMAN | 0 | 153 000 | - | 0 | 127 143 | - |
| SYRIA ARAB REPUBLIC | 14 400 | 28 799 | 99,99 | 15 134 | 33 941 | 124,27 |
| TURKEY | 8 420 187 | 6 768 905 | -19,61 | 4 867 241 | 5 547 832 | 13,98 |
| UNITED ARAB EMIRATES | 745 130 | 193 800 | -73,99 | 750 430 | 247 494 | -67,02 |
| EGYPT | 11 834 133 | 14 950 020 | 26,33 | 5 551 670 | 10 669 831 | 92,19 |
| TUNISIA | 705 000 | 3 159 828 | 348,20 | 244 988 | 2 136 936 | 772,26 |
| ALGERIA | 46 500 | 0 | -100,00 | 50 282 | 0 | -100,00 |
| TANZANIA, UNITED REPUBLIC OF | 6 360 000 | 4 916 999 | -22,69 | 2 883 550 | 3 812 941 | 32,23 |
| MADAGASCAR | 164 390 | 582 249 | 254,19 | 71 690 | 355 762 | 396,25 |
| KENYA | 0 | 8 551 000 | - | 0 | 5 349 745 | - |
| MOZAMBIQUE | 2 869 510 | 1 754 971 | -38,84 | 1 448 121 | 1 129 475 | -22,00 |
| TOGO | 451 240 | 42 000 | -90,69 | 164 374 | 31 500 | -80,84 |
| GHANA | 109 999 | 0 | -100,00 | 54 483 | 0 | -100,00 |
| ANGOLA | 2 550 000 | 2 523 000 | -1,06 | 1 428 000 | 1 589 390 | 11,30 |
| NIGERIA | 8 023 879 | 599 728 | -92,53 | 3 185 665 | 434 789 | -86,35 |
| COTE D'IVOIRE | 1 500 000 | 2 876 | -99,81 | 667 500 | 4 020 | -99,40 |
| SENEGAL | 330 000 | 4 510 000 | 1 266,67 | 147 400 | 2 802 450 | 1 801,26 |
| MAURITANIA | 2 500 000 | 5 019 943 | 100,80 | 952 500 | 3 100 475 | 225,51 |
| MALI | 0 | 330 000 | - | 0 | 211 475 | - |
| DJIBOUTI | 597 145 | 662 946 | 11,02 | 326 540 | 545 669 | 67,11 |
| SOUTH AFRICA | 10 526 387 | 9 918 003 | -5,78 | 5 788 321 | 7 975 577 | 37,79 |
| MALAWI | 3 793 270 | 4 426 957 | 16,71 | 1 698 382 | 3 085 067 | 81,65 |
| AUSTRALIA | 991 279 | 955 355 | -3,62 | 1 099 024 | 1 378 983 | 25,47 |
| NEW ZEALAND | 10 098 | 10 724 683 | 106 106,01 | 9 122 | 1 294 678 | 14 092,92 |
| EAST TIMOR | 135 | 0 | -100,00 | 6 | 0 | -100,00 |
| UNITED STATES | 36 856 559 | 31 547 630 | -14,40 | 36 417 244 | 50 682 865 | 39,17 |
| CANADA | 28 800 | 0 | -100,00 | 26 179 | 0 | -100,00 |
| MEXICO | 1 738 119 | 1 473 420 | -15,23 | 1 917 940 | 1 813 367 | -5,45 |
| GUATEMALA | 1 520 | 1 520 | 0,00 | 1 550 | 2 386 | 53,94 |
| ARGENTINA | 895 885 | 467 977 | -47,76 | 774 650 | 468 687 | -39,50 |
| BRAZIL | 4 198 126 | 2 589 140 | -38,33 | 4 149 051 | 2 634 711 | -36,50 |
| COLOMBIA | 309 800 | 345 670 | 11,58 | 353 382 | 596 253 | 68,73 |
| URUGUAY | 14 400 | 0 | -100,00 | 13 997 | 0 | -100,00 |
| ECUADOR | 30 400 | 0 | -100,00 | 27 512 | 0 | -100,00 |
| JAMAICA | 2 905 | 0 | -100,00 | 3 106 | 0 | -100,00 |
| DOMINICAN REPUBLIC | 0 | 1 891 | - | 0 | 2 574 | - |
| HAITI | 0 | 40 049 | - | 0 | 40 484 | - |
| UNITED KINGDOM | 397 204 | 2 629 200 | 561,93 | 448 889 | 2 079 739 | 363,31 |
| NETHERLANDS | 81 895 611 | 104 372 938 | 27,45 | 62 722 117 | 140 169 406 | 123,48 |
| FRANCE | 40 410 | 149 630 | 270,28 | 79 325 | 175 077 | 120,71 |
| GERMANY, FED. REP. OF | 2 940 649 | 9 773 136 | 232,35 | 3 531 522 | 11 400 213 | 222,81 |
| AUSTRIA | 0 | 19 920 | - | 0 | 27 631 | - |
| BELGIUM | 35 548 | 1 235 104 | 3 374,47 | 55 107 | 1 568 248 | 2 745,82 |
| DENMARK | 23 448 527 | 23 654 437 | 0,88 | 10 681 492 | 16 941 442 | 58,61 |
| NORWAY | 0 | 38 615 | - | 0 | 67 021 | - |
| SWEDEN | 9 999 790 | 0 | -100,00 | 2 989 937 | 0 | -100,00 |
| ITALY | 44 292 671 | 1 780 522 | -95,98 | 19 173 752 | 1 807 423 | -90,57 |
| SPAIN | 89 918 910 | 106 183 181 | 18,09 | 38 391 029 | 72 435 552 | 88,68 |
| GREECE | 82 291 | 600 058 | 629,19 | 86 819 | 531 371 | 512,04 |
| ANDORRA | 0 | 40 000 | - | 0 | 51 800 | - |
| DEMOCRATIC REPUBLIC OF THE C | 154 000 | 0 | -100,00 | 169 848 | 0 | -100,00 |
| ROMANIA | 0 | 122 580 | - | 0 | 175 902 | - |
| BULGARIA | 29 959 | 58 176 | 94,19 | 37 864 | 79 375 | 109,63 |
| UKRAINE | 1 580 199 | 51 499 | -96,74 | 611 240 | 63 448 | -89,62 |
| LITHUANIA | 0 | 16 000 | - | 0 | 21 962 | - |
| CZECH REPUBLIC | 0 | 37 200 | - | 0 | 51 766 | - |
| RUSSIA FEDERATION | 226 000 | 113 100 | -49,96 | 245 954 | 152 700 | -37,92 |
| -ALAT LISTRIK | 463 174 584 | 522 242 476 | 12,75 | 4 580 177 794 | 6 337 501 968 | 38,37 |
| JAPAN | 42 155 815 | 48 529 353 | 15,12 | 660 584 307 | 925 249 475 | 40,07 |
| HONG KONG | 9 846 337 | 11 055 767 | 12,28 | 178 031 430 | 231 977 448 | 30,30 |
| KOREA, REPUBLIC OF | 4 183 422 | 6 435 936 | 53,84 | 78 598 930 | 174 543 672 | 122,07 |
| TAIWAN | 2 877 926 | 3 841 691 | 33,49 | 46 557 638 | 76 903 203 | 65,18 |
| CHINA | 7 832 911 | 9 343 164 | 19,28 | 116 304 366 | 171 458 988 | 47,42 |
| MONGOLIA | 965 | 921 | -4,56 | 18 193 | 17 910 | -1,56 |
| PAPUA NEW GUINEA | 5 734 904 | 5 149 663 | -10,20 | 11 158 411 | 12 462 147 | 11,68 |
| THAILAND | 19 918 265 | 20 798 965 | 4,42 | 140 040 126 | 198 472 229 | 41,73 |
| SINGAPORE | 37 231 582 | 60 161 516 | 61,59 | 1 167 637 762 | 1 812 848 511 | 55,26 |
| PHILIPPINES | 21 498 984 | 21 706 602 | 0,97 | 127 263 159 | 131 143 021 | 3,05 |
| MALAYSIA | 30 550 703 | 34 326 378 | 12,36 | 185 442 854 | 243 212 603 | 31,15 |

TABEL 5. PERKEMBANGAN EKSPOR INDONESIA MENURUT KOMODITI DAN NEGARA TUJUAN

| JENIS BARANG | BERAT BERSIH (KG) | | PERUB | NILAI FOB (US \$) | | PERUB |
|------------------------------|-------------------|--------------|------------|-------------------|--------------|------------|
| | JAN-DES 2009 | JAN-DES 2010 | % | JAN-DES 2009 | JAN-DES 2010 | % |
| | (1) | (2) | (3) | (4) | (5) | (6) |
| MYANMAR (FORM. BURMA) | 931 054 | 1 377 365 | 47,94 | 2 304 036 | 6 586 236 | 185,86 |
| CAMBODIA | 68 796 | 176 591 | 156,69 | 206 525 | 787 639 | 281,38 |
| BRUNEI DARUSSALAM | 1 178 766 | 1 962 872 | 66,52 | 9 078 031 | 11 069 517 | 21,94 |
| LAO PEOPLE'S DEMOCRATIC REPU | 5 328 | 800 | -84,98 | 107 361 | 19 205 | -82,11 |
| NEPAL | 535 | 8 183 | 1 429,53 | 5 204 | 64 741 | 1 144,06 |
| BHUTAN | 306 175 | 1 512 186 | 393,90 | 790 869 | 4 204 879 | 431,68 |
| VIET NAM | 17 868 645 | 13 816 657 | -22,68 | 84 472 066 | 69 774 438 | -17,40 |
| MALDIVES | 65 903 | 79 878 | 21,21 | 219 037 | 262 914 | 20,03 |
| INDIA | 24 683 186 | 37 479 186 | 51,84 | 76 137 798 | 109 174 912 | 43,39 |
| PAKISTAN | 2 089 857 | 1 711 449 | -18,11 | 11 152 364 | 6 023 733 | -45,99 |
| BANGLADESH | 257 364 | 246 909 | -4,06 | 5 392 304 | 1 355 883 | -74,86 |
| SRI LANKA | 2 422 267 | 1 478 451 | -38,96 | 7 479 980 | 7 209 097 | -3,62 |
| AFGHANISTAN | 205 143 | 212 811 | 3,74 | 505 125 | 739 670 | 46,43 |
| IRAQ | 37 343 | 6 102 | -83,66 | 78 515 | 63 864 | -18,66 |
| IRAN (ISLAMIC REPUBLIC OF) | 3 050 855 | 2 826 246 | -7,36 | 30 384 489 | 13 460 566 | -55,70 |
| SAUDI ARABIA | 9 720 658 | 5 450 669 | -43,93 | 26 133 145 | 16 166 195 | -38,14 |
| ISRAEL | 107 447 | 55 105 | -48,71 | 616 759 | 348 359 | -43,52 |
| KUWAIT | 1 321 143 | 1 447 411 | 9,56 | 3 849 411 | 4 526 971 | 17,60 |
| JORDAN | 711 712 | 488 755 | -31,33 | 1 614 466 | 1 572 395 | -2,61 |
| LEBANON | 1 504 390 | 1 580 333 | 5,05 | 4 013 665 | 4 611 847 | 14,90 |
| YEMEN | 2 446 941 | 1 531 272 | -37,42 | 6 520 060 | 4 965 500 | -23,84 |
| OMAN | 2 130 030 | 1 499 124 | -29,62 | 7 554 896 | 5 419 860 | -28,26 |
| SYRIA ARAB REPUBLIC | 250 445 | 527 963 | 110,81 | 1 617 429 | 1 569 674 | -2,95 |
| TURKEY | 1 687 230 | 836 620 | -50,41 | 3 351 865 | 2 509 376 | -25,13 |
| UNITED ARAB EMIRATES | 20 239 128 | 12 966 542 | -35,93 | 96 524 378 | 74 210 164 | -23,12 |
| QATAR | 2 696 057 | 1 928 980 | -28,45 | 14 735 158 | 6 275 257 | -57,41 |
| BAHRAIN | 359 322 | 517 026 | 43,89 | 860 831 | 3 142 194 | 265,02 |
| CYPRUS | 171 171 | 71 309 | -58,34 | 383 931 | 282 088 | -26,53 |
| EGYPT | 3 419 305 | 2 333 173 | -31,76 | 13 061 562 | 5 716 877 | -56,23 |
| LIBYAN ARAB JAMAHIRIYA | 623 396 | 988 012 | 58,49 | 1 575 680 | 5 190 918 | 229,44 |
| MOROCCO | 363 351 | 375 936 | 3,46 | 1 269 960 | 1 597 065 | 25,76 |
| TUNISIA | 326 137 | 224 478 | -31,17 | 1 593 818 | 920 552 | -42,24 |
| ALGERIA | 1 627 200 | 4 614 781 | 183,60 | 8 288 100 | 22 859 862 | 175,82 |
| SUDAN | 11 724 624 | 12 696 032 | 8,29 | 24 085 809 | 30 988 480 | 28,66 |
| ERITREA | 498 658 | 448 154 | -10,13 | 844 676 | 810 904 | -4,00 |
| NAMIBIA | 0 | 24 691 | - | 0 | 68 362 | - |
| ETHIOPIA | 1 905 355 | 461 355 | -75,79 | 5 512 276 | 1 609 375 | -70,80 |
| TANZANIA, UNITED REPUBLIC OF | 1 094 444 | 1 022 592 | -6,57 | 2 694 522 | 2 906 071 | 7,85 |
| MADAGASCAR | 79 757 | 38 964 | -51,15 | 438 751 | 328 876 | -25,04 |
| SOMALIA | 15 357 | 15 303 | -0,35 | 36 496 | 51 672 | 41,58 |
| KENYA | 1 694 179 | 1 632 121 | -3,66 | 6 415 364 | 4 216 028 | -34,28 |
| REUNION | 0 | 78 | - | 0 | 72 | - |
| MOZAMBIQUE | 798 905 | 475 362 | -40,50 | 1 835 599 | 1 171 096 | -36,20 |
| BOTSWANA | 84 | 0 | -100,00 | 357 | 0 | -100,00 |
| EQUATORIAL GUINEA | 277 960 | 432 775 | 55,70 | 520 491 | 1 032 638 | 98,40 |
| TOGO | 391 035 | 170 097 | -56,50 | 2 387 421 | 536 682 | -77,52 |
| GHANA | 952 119 | 1 104 770 | 16,03 | 2 004 945 | 2 650 237 | 32,19 |
| LIBERIA | 63 179 | 55 559 | -12,06 | 141 584 | 125 029 | -11,69 |
| GUINEA | 166 131 | 45 779 | -72,44 | 378 740 | 36 970 | -90,24 |
| ANGOLA | 280 235 | 353 071 | 25,99 | 724 705 | 1 040 275 | 43,54 |
| CONGO | 34 554 | 408 795 | 1 083,06 | 86 205 | 1 371 043 | 1 490,44 |
| CAMEROON | 454 133 | 309 482 | -31,85 | 994 428 | 844 955 | -15,03 |
| NIGERIA | 2 016 750 | 1 971 240 | -2,26 | 5 366 053 | 7 730 453 | 44,06 |
| SIERRA LEONE | 44 010 | 14 889 | -66,17 | 108 055 | 45 400 | -57,98 |
| GABON | 8 627 | 69 337 | 703,72 | 32 124 | 628 613 | 1 856,83 |
| COTE D'IVOIRE | 143 951 | 204 937 | 42,37 | 1 008 197 | 870 598 | -13,65 |
| SENEGAL | 170 691 | 143 064 | -16,19 | 374 741 | 185 875 | -50,40 |
| MAURITANIA | 113 487 | 211 194 | 86,10 | 313 757 | 507 100 | 61,62 |
| MALI | 34 | 139 486 | 410 152,94 | 169 | 272 846 | 161 347,34 |
| BENIN | 494 950 | 556 099 | 12,35 | 1 046 949 | 1 494 205 | 42,72 |
| BURKINA FASO | 3 782 | 0 | -100,00 | 8 637 | 0 | -100,00 |
| GUINEA BISSAU | 0 | 157 | - | 0 | 782 | - |
| GAMBIA | 1 442 | 7 | -99,51 | 5 028 | 4 | -99,92 |
| SEYCHELLES | 1 339 | 12 165 | 808,51 | 2 447 | 39 945 | 1 532,41 |
| UGANDA | 155 881 | 105 449 | -32,35 | 545 275 | 461 040 | -15,45 |
| NIGER | 4 359 | 0 | -100,00 | 9 363 | 0 | -100,00 |
| CHAD | 82 | 0 | -100,00 | 365 | 0 | -100,00 |
| DJIBOUTI | 1 721 020 | 1 930 567 | 12,18 | 4 583 303 | 6 492 141 | 41,65 |
| SAO TOME AND PRINCIPE | 1 194 | 2 036 | 70,52 | 450 | 2 920 | 548,89 |
| SWAZILAND | 1 | 0 | -100,00 | 43 | 0 | -100,00 |
| SOUTH AFRICA | 2 820 403 | 2 452 181 | -13,06 | 11 524 862 | 13 835 714 | 20,05 |
| ZIMBABWE | 0 | 2 458 | - | 0 | 23 718 | - |
| ZAMBIA | 26 387 | 60 459 | 129,12 | 79 346 | 183 674 | 131,48 |
| MALAWI | 22 879 | 68 177 | 197,99 | 59 822 | 211 433 | 253,44 |
| BURUNDI | 338 911 | 58 360 | -82,78 | 1 068 882 | 197 624 | -81,51 |
| MAURITIUS | 67 258 | 391 364 | 481,88 | 201 652 | 1 170 090 | 480,25 |
| RWANDA | 17 296 | 0 | -100,00 | 57 906 | 0 | -100,00 |
| VIRGIN ISLANDS (BRITISH) | 321 | 0 | -100,00 | 2 997 | 0 | -100,00 |

TABEL 5. PERKEMBANGAN EKSPOR INDONESIA MENURUT KOMODITI DAN NEGARA TUJUAN

| JENIS BARANG | BERAT BERSIH (KG) | | PERUB | NILAI FOB (US \$) | | PERUB |
|-------------------------------|-------------------|--------------|-----------|-------------------|--------------|-----------|
| | JAN-DES 2009 | JAN-DES 2010 | % | JAN-DES 2009 | JAN-DES 2010 | % |
| | (1) | (2) | (3) | (4) | (5) | (6) |
| AUSTRALIA | 9 685 756 | 9 639 942 | -0,47 | 82 430 752 | 89 567 799 | 8,66 |
| NEW ZEALAND | 4 411 352 | 2 742 429 | -37,83 | 29 741 861 | 20 903 826 | -29,72 |
| MICRONESIA, FEDERATED STATES | 0 | 43 | - | 0 | 93 | - |
| NEW CALEDONIA | 5 167 | 1 111 374 | 21 409,08 | 22 917 | 10 356 002 | 45 089,17 |
| VANUATU | 61 657 | 131 364 | 113,06 | 132 366 | 246 538 | 86,25 |
| WALLIS AND FUTUNA ISLANDS | 0 | 5 901 | - | 0 | 22 399 | - |
| AMERICAN SAMOA | 0 | 710 | - | 0 | 4 220 | - |
| COOK ISLANDS | 0 | 5 102 | - | 0 | 16 025 | - |
| FIJI | 408 752 | 276 490 | -32,36 | 1 049 199 | 691 712 | -34,07 |
| KIRIBATI | 146 | 0 | -100,00 | 5 690 | 0 | -100,00 |
| SAMOA | 544 843 | 628 526 | 15,36 | 3 125 411 | 4 444 471 | 42,20 |
| SOLOMON ISLANDS | 358 851 | 388 908 | 8,38 | 892 343 | 897 817 | 0,61 |
| TONGA | 77 628 | 52 490 | -32,38 | 175 464 | 119 166 | -32,09 |
| CHRISTMAS ISLANDS | 0 | 20 | - | 0 | 31 238 | - |
| TOKELAU | 1 162 | 0 | -100,00 | 1 015 | 0 | -100,00 |
| EAST TIMOR | 2 795 572 | 2 149 924 | -23,10 | 4 375 512 | 3 592 402 | -17,90 |
| UNITED STATES | 41 402 557 | 52 643 498 | 27,15 | 518 608 140 | 885 331 040 | 70,71 |
| CANADA | 1 566 092 | 2 238 492 | 42,93 | 9 093 310 | 12 040 719 | 32,41 |
| MEXICO | 6 792 655 | 6 837 423 | 0,66 | 41 151 996 | 35 937 612 | -12,67 |
| GUATEMALA | 748 389 | 927 461 | 23,93 | 879 506 | 1 475 231 | 67,73 |
| NICARAGUA | 121 146 | 63 386 | -47,68 | 469 888 | 319 597 | -31,98 |
| PANAMA | 108 989 | 192 661 | 76,77 | 461 016 | 935 075 | 102,83 |
| CUBA | 109 421 | 36 790 | -66,38 | 720 675 | 238 158 | -66,95 |
| SURINAME | 55 976 | 133 430 | 138,37 | 155 774 | 456 205 | 192,86 |
| CHILE | 2 489 890 | 2 360 174 | -5,21 | 6 259 087 | 6 892 686 | 10,12 |
| VENEZUELA | 753 137 | 982 554 | 30,46 | 5 376 307 | 10 231 612 | 90,31 |
| ARGENTINA | 2 148 907 | 2 233 071 | 3,92 | 8 062 826 | 22 439 567 | 178,31 |
| BRAZIL | 5 446 014 | 8 007 748 | 47,04 | 26 642 660 | 48 465 318 | 81,91 |
| COLOMBIA | 1 189 787 | 1 788 255 | 50,30 | 3 371 580 | 8 347 273 | 147,58 |
| BOLIVIA | 323 540 | 17 802 | -94,50 | 687 225 | 105 443 | -84,66 |
| URUGUAY | 102 832 | 364 559 | 254,52 | 446 618 | 1 614 295 | 261,45 |
| PARAGUAY | 77 256 | 170 131 | 120,22 | 176 419 | 556 335 | 215,35 |
| ECUADOR | 860 550 | 1 027 544 | 19,41 | 2 149 127 | 2 545 895 | 18,46 |
| PERU | 400 287 | 379 177 | -5,27 | 1 946 533 | 1 829 263 | -6,02 |
| TRINIDAD AND TOBAGO | 320 547 | 133 318 | -58,41 | 1 582 550 | 379 439 | -76,02 |
| JAMAICA | 78 711 | 64 109 | -18,55 | 209 902 | 225 329 | 7,35 |
| PUERTO RICO | 0 | 79 | - | 0 | 44 352 | - |
| BELIZE | 111 | 0 | -100,00 | 1 064 | 0 | -100,00 |
| DOMINICAN REPUBLIC | 156 595 | 136 326 | -12,94 | 420 956 | 365 151 | -13,26 |
| COSTA RICA | 189 942 | 112 346 | -40,85 | 795 303 | 590 826 | -25,71 |
| HAITI | 18 277 | 78 333 | 328,59 | 46 035 | 252 634 | 448,79 |
| ARUBA | 2 155 | 17 090 | 693,04 | 9 900 | 39 523 | 299,22 |
| FRENCH POLYNESIA | 18 203 | 30 244 | 66,15 | 98 168 | 111 064 | 13,14 |
| GRENADA | 32 815 | 17 100 | -47,89 | 67 375 | 43 465 | -35,49 |
| NETHERLANDS ANTILLES | 32 025 | 35 518 | 10,91 | 96 666 | 114 362 | 18,31 |
| SAINT LUCIA | 59 591 | 57 670 | -3,22 | 131 481 | 164 890 | 25,41 |
| SAN MARINO | 9 666 | 0 | -100,00 | 123 600 | 0 | -100,00 |
| UNITED KINGDOM | 22 011 882 | 25 298 684 | 14,93 | 89 895 615 | 103 441 771 | 15,07 |
| NETHERLANDS | 6 766 947 | 7 572 577 | 11,91 | 45 802 714 | 50 281 144 | 9,78 |
| FRANCE | 5 178 645 | 5 766 899 | 11,36 | 185 035 503 | 203 726 501 | 10,10 |
| GERMANY, FED. REP. OF | 5 440 120 | 5 867 064 | 7,85 | 60 814 956 | 80 937 046 | 33,09 |
| AUSTRIA | 45 321 | 63 814 | 40,80 | 1 907 967 | 2 918 114 | 52,94 |
| BELGIUM | 2 164 827 | 2 745 183 | 26,81 | 9 865 048 | 13 865 356 | 40,55 |
| SWITZERLAND | 536 957 | 145 893 | -72,83 | 3 801 252 | 2 714 621 | -28,59 |
| DENMARK | 168 112 | 57 506 | -65,79 | 11 635 185 | 1 974 126 | -83,03 |
| NORWAY | 64 700 | 128 738 | 98,98 | 356 768 | 1 330 791 | 273,01 |
| SWEDEN | 641 428 | 663 149 | 3,39 | 20 613 809 | 15 199 981 | -26,26 |
| FINLAND | 10 598 | 137 501 | 1 197,42 | 293 668 | 680 900 | 131,86 |
| IRELAND | 22 588 | 25 447 | 12,66 | 228 609 | 648 388 | 183,62 |
| ITALY | 3 301 382 | 2 883 843 | -12,65 | 15 096 246 | 15 140 356 | 0,29 |
| SPAIN | 8 926 065 | 10 991 284 | 23,14 | 34 066 076 | 42 722 166 | 25,41 |
| PORTUGAL | 666 022 | 660 265 | -0,86 | 2 660 368 | 3 815 234 | 43,41 |
| MONTSERRAT | 990 | 0 | -100,00 | 7 291 | 0 | -100,00 |
| GREECE | 3 995 013 | 3 301 969 | -17,35 | 9 057 101 | 9 405 114 | 3,84 |
| VATICAN CITY STATE (HOLY SEE) | 0 | 2 | - | 0 | 6 984 | - |
| LIECHTENSTEIN | 2 | 0 | -100,00 | 2 | 0 | -100,00 |
| DEMOCRATIC REPUBLIC OF THE C | 87 201 | 385 875 | 342,51 | 238 169 | 1 167 887 | 390,36 |
| HUNGARY | 112 387 | 601 345 | 435,07 | 2 745 043 | 19 167 878 | 598,27 |
| POLAND | 2 031 453 | 1 338 441 | -34,11 | 58 448 698 | 40 673 527 | -30,41 |
| ROMANIA | 44 073 | 94 451 | 114,31 | 525 383 | 2 013 211 | 283,19 |
| BULGARIA | 59 862 | 166 566 | 178,25 | 433 456 | 1 805 768 | 316,60 |
| ALBANIA | 11 940 | 0 | -100,00 | 45 842 | 0 | -100,00 |
| AZERBAIJAN | 425 | 2 | -99,53 | 90 876 | 747 | -99,18 |
| BELARUS | 16 | 61 | 281,25 | 31 | 6 510 | 20 900,00 |
| KAZAKHSTAN | 10 383 | 10 932 | 5,29 | 44 097 | 83 156 | 88,58 |
| TURKMENISTAN | 22 000 | 0 | -100,00 | 20 500 | 0 | -100,00 |
| UKRAINE | 209 301 | 705 182 | 236,92 | 692 556 | 2 531 639 | 265,55 |
| UZBEKISTAN | 0 | 20 943 | - | 0 | 416 056 | - |

TABEL 5. PERKEMBANGAN EKSPOR INDONESIA MENURUT KOMODITI DAN NEGARA TUJUAN

| JENIS BARANG | BERAT BERSIH (KG) | | PERUB | NILAI FOB (US \$) | | PERUB |
|-------------------------------|--------------------|--------------------|--------------|----------------------|----------------------|--------------|
| | JAN-DES 2009 | JAN-DES 2010 | % | JAN-DES 2009 | JAN-DES 2010 | % |
| | (1) | (2) | (3) | (4) | (5) | (6) |
| LITHUANIA | 1 | 49 363 | 4 936 200,00 | 40 | 141 120 | 352 700,00 |
| LATVIA | 161 | 0 | -100,00 | 4 141 | 0 | -100,00 |
| ESTONIA | 0 | 42 092 | - | 0 | 1 163 193 | - |
| CROATIA | 0 | 9 512 | - | 0 | 33 821 | - |
| MALTA | 13 391 | 6 495 | -51,50 | 37 036 | 24 117 | -34,88 |
| SLOVAKIA | 692 656 | 568 746 | -17,89 | 16 671 201 | 12 918 742 | -22,51 |
| SLOVENIA | 84 | 0 | -100,00 | 1 260 | 0 | -100,00 |
| CZECH REPUBLIC | 2 040 579 | 3 339 345 | 63,65 | 40 289 581 | 71 003 409 | 76,23 |
| RUSSIA FEDERATION | 616 265 | 602 058 | -2,31 | 7 538 703 | 7 441 932 | -1,28 |
| -DIODE TRANSISTOR | 977 983 | 1 018 967 | 4,19 | 135 940 078 | 219 612 190 | 61,55 |
| JAPAN | 135 291 | 146 211 | 8,07 | 46 000 959 | 62 647 338 | 36,19 |
| HONG KONG | 88 251 | 94 334 | 6,89 | 46 200 370 | 57 604 195 | 24,68 |
| KOREA, REPUBLIC OF | 10 942 | 4 711 | -56,95 | 3 920 635 | 2 010 231 | -48,73 |
| TAIWAN | 7 594 | 9 623 | 26,72 | 1 912 008 | 2 375 132 | 24,22 |
| CHINA | 21 058 | 73 755 | 250,25 | 6 080 598 | 52 334 680 | 760,68 |
| THAILAND | 7 089 | 34 286 | 383,65 | 36 123 | 1 563 131 | 4 227,25 |
| SINGAPORE | 493 393 | 554 807 | 12,45 | 18 656 738 | 24 832 644 | 33,10 |
| PHILIPPINES | 15 920 | 19 671 | 23,56 | 2 658 718 | 6 079 602 | 128,67 |
| MALAYSIA | 81 062 | 27 514 | -66,06 | 1 549 054 | 1 205 964 | -22,15 |
| BRUNEI DARUSSALAM | 0 | 1 | - | 0 | 13 | - |
| VIET NAM | 269 | 967 | 259,48 | 3 636 | 50 936 | 1 300,88 |
| INDIA | 38 | 1 358 | 3 473,68 | 1 026 | 34 693 | 3 281,38 |
| PAKISTAN | 2 021 | 0 | -100,00 | 7 473 | 0 | -100,00 |
| BANGLADESH | 76 | 5 124 | 6 642,11 | 168 | 166 150 | 98 798,81 |
| SRI LANKA | 197 | 1 330 | 575,13 | 1 816 | 20 363 | 1 021,31 |
| IRAN (ISLAMIC REPUBLIC OF) | 87 584 | 0 | -100,00 | 1 030 026 | 0 | -100,00 |
| SAUDI ARABIA | 2 | 0 | -100,00 | 115 | 0 | -100,00 |
| ISRAEL | 1 | 0 | -100,00 | 1 279 | 0 | -100,00 |
| YEMEN | 0 | 40 | - | 0 | 127 | - |
| UNITED ARAB EMIRATES | 114 | 36 | -68,42 | 1 506 | 1 222 | -18,86 |
| TOGO | 0 | 294 | - | 0 | 9 329 | - |
| SOUTH AFRICA | 14 | 3 | -78,57 | 630 | 4 | -99,37 |
| AUSTRALIA | 27 | 2 | -92,59 | 6 088 | 181 | -97,03 |
| SAMOA | 0 | 2 272 | - | 0 | 23 600 | - |
| SOLOMON ISLANDS | 883 | 0 | -100,00 | 27 124 | 0 | -100,00 |
| EAST TIMOR | 457 | 7 137 | 1 461,71 | 136 | 122 120 | 89 694,12 |
| UNITED STATES | 10 456 | 8 535 | -18,37 | 3 114 928 | 2 694 475 | -13,50 |
| CANADA | 4 | 4 | 0,00 | 15 900 | 323 | -97,97 |
| MEXICO | 6 397 | 0 | -100,00 | 1 834 824 | 0 | -100,00 |
| PANAMA | 1 | 0 | -100,00 | 1 | 0 | -100,00 |
| CHILE | 6 | 0 | -100,00 | 96 | 0 | -100,00 |
| ARGENTINA | 0 | 932 | - | 0 | 24 984 | - |
| BRAZIL | 38 | 32 | -15,79 | 1 426 | 569 | -60,10 |
| PERU | 5 | 0 | -100,00 | 53 | 0 | -100,00 |
| UNITED KINGDOM | 1 556 | 10 060 | 546,53 | 180 262 | 1 213 043 | 572,93 |
| NETHERLANDS | 10 | 4 | -60,00 | 245 | 11 | -95,51 |
| FRANCE | 10 | 13 | 30,00 | 672 | 7 987 | 1 088,54 |
| GERMANY, FED. REP. OF | 6 986 | 11 201 | 60,33 | 2 654 431 | 4 423 931 | 66,66 |
| BELGIUM | 10 | 7 | -30,00 | 136 | 61 | -55,15 |
| NORWAY | 1 | 0 | -100,00 | 724 | 0 | -100,00 |
| SWEDEN | 0 | 2 680 | - | 0 | 58 924 | - |
| FINLAND | 17 | 5 | -70,59 | 16 530 | 136 | -99,18 |
| IRELAND | 0 | 6 | - | 0 | 1 517 | - |
| ITALY | 0 | 1 | - | 0 | 24 | - |
| PORTUGAL | 0 | 1 070 | - | 0 | 23 562 | - |
| GREECE | 2 | 0 | -100,00 | 27 | 0 | -100,00 |
| HUNGARY | 3 | 849 | 28 200,00 | 43 | 69 592 | 161 741,86 |
| POLAND | 172 | 0 | -100,00 | 19 229 | 0 | -100,00 |
| ROMANIA | 0 | 3 | - | 0 | 822 | - |
| KAZAKHSTAN | 2 | 0 | -100,00 | 27 | 0 | -100,00 |
| UKRAINE | 0 | 2 | - | 0 | 4 | - |
| SLOVAKIA | 22 | 85 | 286,36 | 4 295 | 10 567 | 146,03 |
| RUSSIA FEDERATION | 2 | 2 | 0,00 | 3 | 3 | 0,00 |
| -AUDIO VISUAL | 139 449 354 | 142 689 182 | 2,32 | 3 431 981 880 | 3 875 375 025 | 12,92 |
| JAPAN | 6 924 621 | 9 288 257 | 34,13 | 205 661 564 | 251 951 251 | 22,51 |
| HONG KONG | 2 924 700 | 3 317 839 | 13,44 | 181 157 156 | 241 327 924 | 33,21 |
| KOREA, DEMOCRATIC PEOPLE'S RI | 862 | 441 | -48,84 | 114 938 | 32 129 | -72,05 |
| KOREA, REPUBLIC OF | 2 747 106 | 3 185 603 | 15,96 | 155 351 400 | 147 967 026 | -4,75 |
| TAIWAN | 515 066 | 529 454 | 2,79 | 9 500 058 | 10 017 085 | 5,44 |
| CHINA | 2 425 606 | 2 885 334 | 18,95 | 150 243 474 | 186 332 650 | 24,02 |
| MONGOLIA | 0 | 60 | - | 0 | 7 790 | - |
| MACAU | 4 900 | 0 | -100,00 | 137 073 | 0 | -100,00 |
| PAPUA NEW GUINEA | 81 424 | 66 732 | -18,04 | 781 686 | 210 493 | -73,07 |
| THAILAND | 8 249 238 | 8 596 003 | 4,20 | 63 705 195 | 83 161 370 | 30,54 |
| SINGAPORE | 11 219 150 | 14 606 837 | 30,20 | 287 697 218 | 374 443 828 | 30,15 |
| PHILIPPINES | 8 123 328 | 6 761 168 | -16,77 | 141 066 635 | 320 262 792 | 127,03 |

TABEL 5. PERKEMBANGAN EKSPOR INDONESIA MENURUT KOMODITI DAN NEGARA TUJUAN

| JENIS BARANG | BERAT BERSIH (KG) | | PERUB | NILAI FOB (US \$) | | PERUB |
|------------------------------|-------------------|--------------|-----------|-------------------|--------------|----------|
| | JAN-DES 2009 | JAN-DES 2010 | % | JAN-DES 2009 | JAN-DES 2010 | % |
| | (1) | (2) | (3) | (4) | (5) | (6) |
| MALAYSIA | 5 681 373 | 6 224 305 | 9,56 | 88 781 893 | 107 731 906 | 21,34 |
| MYANMAR (FORM. BURMA) | 122 864 | 106 919 | -12,98 | 456 493 | 220 088 | -51,79 |
| CAMBODIA | 20 225 | 2 833 | -85,99 | 136 224 | 2 392 | -98,24 |
| BRUNEI DARUSSALAM | 46 834 | 27 940 | -40,34 | 86 728 | 123 029 | 41,86 |
| NEPAL | 18 131 | 12 049 | -33,54 | 123 879 | 132 140 | 6,67 |
| VIET NAM | 1 141 730 | 2 624 984 | 129,91 | 15 071 832 | 56 027 352 | 271,74 |
| MALDIVES | 1 961 | 1 661 | -15,30 | 2 277 | 11 193 | 391,57 |
| INDIA | 2 186 593 | 2 554 184 | 16,81 | 32 153 992 | 58 938 554 | 83,30 |
| PAKISTAN | 238 137 | 101 480 | -57,39 | 1 847 096 | 662 270 | -64,15 |
| BANGLADESH | 25 274 | 43 219 | 71,00 | 294 614 | 600 336 | 103,77 |
| SRI LANKA | 229 939 | 648 658 | 182,10 | 1 696 444 | 4 976 747 | 193,36 |
| AFGHANISTAN | 0 | 4 321 | - | 0 | 127 355 | - |
| IRAQ | 214 864 | 265 611 | 23,62 | 3 792 623 | 6 771 303 | 78,54 |
| IRAN (ISLAMIC REPUBLIC OF) | 1 210 715 | 1 065 260 | -12,01 | 17 100 476 | 14 583 183 | -14,72 |
| SAUDI ARABIA | 2 014 782 | 2 062 602 | 2,37 | 16 328 544 | 20 932 817 | 28,20 |
| ISRAEL | 347 254 | 647 069 | 86,34 | 7 982 928 | 14 146 738 | 77,21 |
| KUWAIT | 294 520 | 261 544 | -11,20 | 5 120 149 | 6 253 166 | 22,13 |
| JORDAN | 217 838 | 132 688 | -39,09 | 2 663 277 | 3 235 284 | 21,48 |
| LEBANON | 119 125 | 144 827 | 21,58 | 2 324 582 | 3 645 802 | 56,84 |
| YEMEN | 373 755 | 61 006 | -83,68 | 990 072 | 229 985 | -76,77 |
| OMAN | 181 115 | 131 536 | -27,37 | 1 852 941 | 2 487 943 | 34,27 |
| SYRIA ARAB REPUBLIC | 193 781 | 117 097 | -39,57 | 1 128 953 | 2 876 651 | 154,81 |
| TURKEY | 916 402 | 629 948 | -31,26 | 23 494 866 | 15 866 538 | -32,47 |
| UNITED ARAB EMIRATES | 7 953 023 | 5 221 323 | -34,35 | 106 603 112 | 92 376 524 | -13,35 |
| QATAR | 229 272 | 192 792 | -15,91 | 4 124 122 | 4 087 813 | -0,88 |
| BAHRAIN | 38 474 | 31 462 | -18,23 | 761 267 | 663 023 | -12,91 |
| CYPRUS | 216 | 423 | 95,83 | 38 334 | 64 812 | 69,07 |
| EGYPT | 187 932 | 820 794 | 336,75 | 3 513 918 | 18 670 288 | 431,32 |
| LIBYAN ARAB JAMAHIRIYA | 31 265 | 15 975 | -48,90 | 661 043 | 205 541 | -68,91 |
| MOROCCO | 487 467 | 128 282 | -73,68 | 6 039 128 | 1 529 135 | -74,68 |
| TUNISIA | 15 043 | 28 136 | 87,04 | 289 557 | 619 237 | 113,86 |
| ALGERIA | 21 075 | 97 799 | 364,05 | 406 114 | 2 113 774 | 420,49 |
| SUDAN | 17 815 | 0 | -100,00 | 104 404 | 0 | -100,00 |
| NAMIBIA | 49 | 0 | -100,00 | 9 223 | 0 | -100,00 |
| ETHIOPIA | 74 745 | 61 200 | -18,12 | 260 254 | 250 189 | -3,87 |
| TANZANIA, UNITED REPUBLIC OF | 53 749 | 64 912 | 20,77 | 646 268 | 951 326 | 47,20 |
| SOMALIA | 0 | 189 | - | 0 | 2 822 | - |
| KENYA | 224 681 | 269 787 | 20,08 | 2 584 206 | 2 798 152 | 8,28 |
| REUNION | 0 | 1 074 | - | 0 | 25 256 | - |
| MOZAMBIQUE | 9 500 | 0 | -100,00 | 44 000 | 0 | -100,00 |
| EQUATORIAL GUINEA | 38 | 0 | -100,00 | 2 509 | 0 | -100,00 |
| TOGO | 3 673 | 3 114 | -15,22 | 6 239 | 4 053 | -35,04 |
| GHANA | 465 951 | 355 105 | -23,79 | 1 902 514 | 1 825 957 | -4,02 |
| LIBERIA | 9 | 1 343 | 14 822,22 | 383 | 914 | 138,64 |
| GUINEA | 272 | 358 | 31,62 | 367 | 125 | -65,94 |
| ANGOLA | 148 302 | 31 944 | -78,46 | 908 670 | 269 853 | -70,30 |
| CONGO | 0 | 434 | - | 0 | 590 | - |
| CAMEROON | 4 391 | 904 | -79,41 | 555 621 | 1 003 | -99,82 |
| NIGERIA | 2 029 456 | 1 236 053 | -39,09 | 9 290 551 | 5 824 709 | -37,31 |
| GABON | 889 | 7 325 | 723,96 | 884 | 4 334 | 390,27 |
| COTE D'IVOIRE | 3 735 | 7 502 | 100,86 | 78 485 | 158 930 | 102,50 |
| SENEGAL | 4 255 | 13 801 | 224,35 | 3 790 | 139 808 | 3 588,87 |
| MAURITANIA | 34 965 | 11 655 | -66,67 | 89 405 | 30 631 | -65,74 |
| MALI | 0 | 400 | - | 0 | 578 | - |
| BENIN | 8 577 | 0 | -100,00 | 19 476 | 0 | -100,00 |
| GUINEA BISSAU | 0 | 861 | - | 0 | 4 279 | - |
| GAMBIA | 558 | 887 | 58,96 | 545 | 321 | -41,10 |
| SEYCHELLES | 3 348 | 3 131 | -6,48 | 14 343 | 32 228 | 124,69 |
| UGANDA | 3 243 | 8 | -99,75 | 44 970 | 526 | -98,83 |
| CENTRAL AFRICAN REPUBLIC | 0 | 30 | - | 0 | 10 461 | - |
| DJIBOUTI | 6 341 | 8 942 | 41,02 | 57 589 | 133 477 | 131,78 |
| SAO TOME AND PRINCIPE | 914 | 6 180 | 576,15 | 811 | 2 000 | 146,61 |
| SWAZILAND | 0 | 1 161 | - | 0 | 1 500 | - |
| SOUTH AFRICA | 624 071 | 523 826 | -16,06 | 12 110 901 | 12 944 899 | 6,89 |
| ZIMBABWE | 0 | 28 | - | 0 | 450 | - |
| MALAWI | 0 | 70 | - | 0 | 200 | - |
| COMOROS | 0 | 3 821 | - | 0 | 16 562 | - |
| BURUNDI | 0 | 24 481 | - | 0 | 94 100 | - |
| MAURITIUS | 69 466 | 60 512 | -12,89 | 668 224 | 1 385 078 | 107,28 |
| VIRGIN ISLANDS (BRITISH) | 4 | 0 | -100,00 | 26 908 | 0 | -100,00 |
| AUSTRALIA | 7 168 265 | 7 407 178 | 3,33 | 152 819 395 | 202 597 153 | 32,57 |
| NEW ZEALAND | 533 009 | 632 573 | 18,68 | 12 686 823 | 19 673 566 | 55,07 |
| GUAM | 0 | 14 | - | 0 | 1 871 | - |
| NEW CALEDONIA | 20 368 | 6 831 | -66,46 | 75 545 | 27 045 | -64,20 |
| VANUATU | 5 687 | 8 525 | 49,90 | 26 069 | 5 645 | -78,35 |
| AMERICAN SAMOA | 3 138 | 0 | -100,00 | 80 736 | 0 | -100,00 |
| FIJI | 4 823 | 2 182 | -54,76 | 61 056 | 37 106 | -39,23 |
| MARSHALL ISLANDS | 0 | 2 | - | 0 | 75 | - |

TABEL 5. PERKEMBANGAN EKSPOR INDONESIA MENURUT KOMODITI DAN NEGARA TUJUAN

| JENIS BARANG | BERAT BERSIH (KG) | | PERUB | NILAI FOB (US \$) | | PERUB | |
|------------------------------|-------------------|------------------|------------------|-------------------|--------------------|--------------------|-------------|
| | JAN-DES 2009 | JAN-DES 2010 | % | JAN-DES 2009 | JAN-DES 2010 | % | |
| | (1) | (2) | (3) | (4) | (5) | (6) | (7) |
| SAMOA | | 3 | 0 | -100,00 | 71 | 0 | -100,00 |
| TONGA | | 6 429 | 19 821 | 208,31 | 27 340 | 9 180 | -66,42 |
| EAST TIMOR | | 1 175 176 | 846 343 | -27,98 | 2 587 823 | 1 920 513 | -25,79 |
| UNITED STATES | | 17 456 716 | 14 248 684 | -18,38 | 627 959 763 | 488 534 972 | -22,20 |
| CANADA | | 1 284 759 | 1 240 708 | -3,43 | 41 172 493 | 38 374 124 | -6,80 |
| MEXICO | | 2 166 135 | 1 717 810 | -20,70 | 60 888 808 | 39 836 601 | -34,57 |
| GUATEMALA | | 5 740 | 37 531 | 553,85 | 40 956 | 1 237 847 | 2 922,38 |
| HONDURAS | | 4 373 | 5 615 | 28,40 | 72 739 | 83 339 | 14,57 |
| PANAMA | | 547 968 | 820 696 | 49,77 | 12 843 672 | 25 033 640 | 94,91 |
| SURINAME | | 0 | 10 800 | - | 0 | 52 893 | - |
| CHILE | | 232 105 | 285 607 | 23,05 | 3 005 406 | 9 256 213 | 207,99 |
| VENEZUELA | | 18 200 | 13 268 | -27,10 | 316 691 | 488 690 | 54,31 |
| ARGENTINA | | 499 440 | 1 295 854 | 159,46 | 4 850 848 | 14 875 292 | 206,65 |
| BRAZIL | | 1 746 568 | 2 521 713 | 44,38 | 32 192 054 | 39 498 181 | 22,70 |
| COLOMBIA | | 64 830 | 183 908 | 183,68 | 1 420 320 | 7 356 178 | 417,92 |
| BOLIVIA | | 0 | 35 | - | 0 | 432 | - |
| URUGUAY | | 4 899 | 23 377 | 377,18 | 137 972 | 1 050 616 | 661,47 |
| PARAGUAY | | 5 299 | 30 122 | 468,45 | 129 568 | 762 863 | 488,77 |
| ECUADOR | | 25 818 | 11 527 | -55,35 | 550 314 | 190 542 | -65,38 |
| PERU | | 30 341 | 158 712 | 423,09 | 2 174 709 | 6 997 197 | 221,75 |
| JAMAICA | | 299 | 0 | -100,00 | 3 228 | 0 | -100,00 |
| PUERTO RICO | | 8 009 | 0 | -100,00 | 330 769 | 0 | -100,00 |
| EL SALVADOR | | 1 815 | 925 | -49,04 | 22 319 | 154 079 | 590,35 |
| COSTA RICA | | 208 | 24 103 | 11 487,98 | 33 928 | 444 963 | 1 211,49 |
| CAPE VERDE | | 0 | 2 468 | - | 0 | 35 206 | - |
| DOMINICA | | 0 | 4 298 | - | 0 | 82 342 | - |
| FRENCH POLYNESIA | | 2 919 | 0 | -100,00 | 15 006 | 0 | -100,00 |
| MARTINIQUE | | 956 | 0 | -100,00 | 6 442 | 0 | -100,00 |
| NETHERLANDS ANTILLES | | 4 | 0 | -100,00 | 1 050 | 0 | -100,00 |
| UNITED KINGDOM | | 2 814 614 | 2 283 812 | -18,86 | 80 355 656 | 76 578 541 | -4,70 |
| NETHERLANDS | | 3 177 941 | 3 277 335 | 3,13 | 147 485 052 | 103 937 333 | -29,53 |
| FRANCE | | 3 061 189 | 3 245 363 | 6,02 | 72 371 835 | 76 480 031 | 5,68 |
| GERMANY, FED. REP. OF | | 5 605 356 | 6 492 102 | 15,82 | 153 418 786 | 166 495 872 | 8,52 |
| AUSTRIA | | 590 468 | 473 235 | -19,85 | 10 905 562 | 13 947 288 | 27,89 |
| BELGIUM | | 5 826 627 | 4 849 224 | -16,77 | 87 365 440 | 116 708 756 | 33,59 |
| SWITZERLAND | | 101 767 | 242 892 | 138,67 | 2 714 680 | 5 370 128 | 97,82 |
| GIBRALTAR | | 60 | 0 | -100,00 | 7 620 | 0 | -100,00 |
| MONACO | | 0 | 1 081 | - | 0 | 156 756 | - |
| DENMARK | | 99 330 | 67 745 | -31,80 | 2 040 702 | 937 328 | -54,07 |
| NORWAY | | 8 014 | 13 383 | 67,00 | 13 182 | 23 899 | 81,30 |
| SWEDEN | | 1 412 826 | 1 407 887 | -0,35 | 22 874 330 | 25 129 747 | 9,86 |
| FINLAND | | 145 470 | 489 013 | 236,16 | 1 393 505 | 3 463 114 | 148,52 |
| IRELAND | | 833 | 85 | -89,80 | 26 102 | 1 293 | -95,05 |
| ITALY | | 1 912 304 | 1 722 284 | -9,94 | 55 021 215 | 51 885 955 | -5,70 |
| SPAIN | | 1 417 670 | 1 356 450 | -4,32 | 37 087 776 | 38 936 788 | 4,99 |
| PORTUGAL | | 432 027 | 370 354 | -14,28 | 7 960 543 | 5 846 831 | -26,55 |
| GREECE | | 307 785 | 217 673 | -29,28 | 5 192 639 | 4 475 941 | -13,80 |
| DEMOCRATIC REPUBLIC OF THE C | | 82 649 | 77 806 | -5,86 | 232 439 | 399 239 | 71,76 |
| HUNGARY | | 1 009 428 | 1 116 695 | 10,63 | 23 431 723 | 30 546 996 | 30,37 |
| POLAND | | 2 096 786 | 1 662 571 | -20,71 | 82 100 781 | 68 229 482 | -16,90 |
| ROMANIA | | 211 132 | 647 445 | 206,65 | 3 222 498 | 4 643 117 | 44,08 |
| BULGARIA | | 41 928 | 1 138 | -97,29 | 365 396 | 95 099 | -73,97 |
| YUGOSLAVIA | | 14 059 | 0 | -100,00 | 155 870 | 0 | -100,00 |
| ARMENIA | | 0 | 15 | - | 0 | 2 785 | - |
| AZERBAIJAN | | 40 | 4 316 | 10 690,00 | 11 730 | 172 823 | 1 373,34 |
| BELARUS | | 0 | 175 | - | 0 | 10 562 | - |
| KAZAKHSTAN | | 87 144 | 73 050 | -16,17 | 2 003 897 | 1 905 173 | -4,93 |
| KYRGYZSTAN | | 7 376 | 0 | -100,00 | 178 000 | 0 | -100,00 |
| UKRAINE | | 12 549 | 93 435 | 644,56 | 1 141 856 | 2 314 160 | 102,67 |
| UZBEKISTAN | | 12 830 | 9 | -99,93 | 150 290 | 28 | -99,98 |
| LITHUANIA | | 0 | 67 | - | 0 | 1 241 | - |
| LATVIA | | 94 724 | 94 406 | -0,34 | 1 343 386 | 1 157 161 | -13,86 |
| ESTONIA | | 0 | 15 990 | - | 0 | 622 829 | - |
| GEORGIA | | 0 | 6 120 | - | 0 | 260 925 | - |
| CROATIA | | 739 | 2 151 | 191,07 | 9 784 | 76 312 | 679,97 |
| BOSNIA AND HERZEGOVINA | | 552 | 0 | -100,00 | 3 251 | 0 | -100,00 |
| SLOVAKIA | | 800 071 | 2 163 336 | 170,39 | 22 372 922 | 25 301 412 | 13,09 |
| SLOVENIA | | 0 | 16 062 | - | 0 | 74 682 | - |
| CZECH REPUBLIC | | 2 173 814 | 1 188 540 | -45,32 | 54 925 971 | 22 544 417 | -58,95 |
| RUSSIA FEDERATION | | 1 094 976 | 1 107 214 | 1,12 | 26 848 133 | 44 480 049 | 65,67 |
| -FOTOGRAFI DAN OPTIK | | 3 116 080 | 2 807 790 | -9,89 | 188 664 218 | 198 562 474 | 5,25 |
| JAPAN | | 143 648 | 136 352 | -5,08 | 20 197 017 | 22 371 311 | 10,77 |
| HONG KONG | | 315 142 | 296 465 | -5,93 | 9 519 135 | 23 685 359 | 148,82 |
| KOREA, REPUBLIC OF | | 16 780 | 59 074 | 252,05 | 400 827 | 2 829 051 | 605,80 |
| TAIWAN | | 2 679 | 9 742 | 263,64 | 129 643 | 591 738 | 356,44 |
| CHINA | | 22 898 | 16 585 | -27,57 | 1 696 428 | 1 711 449 | 0,89 |
| PAPUA NEW GUINEA | | 68 | 186 | 173,53 | 318 | 1 635 | 414,15 |

TABEL 5. PERKEMBANGAN EKSPOR INDONESIA MENURUT KOMODITI DAN NEGARA TUJUAN

| JENIS BARANG | BERAT BERSIH (KG) | | PERUB | NILAI FOB (US \$) | | PERUB |
|-------------------------------|-------------------|--------------|------------|-------------------|--------------|------------|
| | JAN-DES 2009 | JAN-DES 2010 | % | JAN-DES 2009 | JAN-DES 2010 | % |
| | (1) | (2) | (3) | (4) | (5) | (6) |
| THAILAND | 62 724 | 84 506 | 34,73 | 1 369 903 | 2 204 341 | 60,91 |
| SINGAPORE | 878 939 | 698 120 | -20,57 | 104 724 598 | 98 434 800 | -6,01 |
| PHILIPPINES | 79 722 | 42 264 | -46,99 | 125 821 | 1 595 808 | 1 168,32 |
| MALAYSIA | 227 078 | 49 862 | -78,04 | 11 007 078 | 3 330 975 | -69,74 |
| MYANMAR (FORM. BURMA) | 43 | 0 | -100,00 | 6 500 | 0 | -100,00 |
| BRUNEI DARUSSALAM | 10 094 | 4 | -99,96 | 20 635 | 2 754 | -86,65 |
| LAO PEOPLE'S DEMOCRATIC REPUB | 156 | 267 | 71,15 | 2 358 | 4 560 | 93,38 |
| VIET NAM | 8 589 | 7 048 | -17,94 | 197 673 | 138 015 | -30,18 |
| MALDIVES | 63 | 140 | 122,22 | 1 350 | 1 058 | -21,63 |
| INDIA | 107 561 | 461 018 | 328,61 | 2 055 499 | 3 724 926 | 81,22 |
| PAKISTAN | 2 693 | 3 812 | 41,55 | 88 928 | 104 219 | 17,19 |
| BANGLADESH | 2 659 | 5 290 | 98,95 | 14 466 | 45 509 | 214,59 |
| SRI LANKA | 21 | 240 | 1 042,86 | 4 254 | 5 402 | 26,99 |
| IRAQ | 373 | 746 | 100,00 | 14 450 | 45 940 | 217,92 |
| IRAN (ISLAMIC REPUBLIC OF) | 1 | 1 213 | 121 200,00 | 30 | 33 733 | 112 343,33 |
| SAUDI ARABIA | 1 132 | 23 | -97,97 | 137 010 | 718 | -99,48 |
| ISRAEL | 906 | 831 | -8,28 | 32 056 | 51 577 | 60,90 |
| KUWAIT | 61 | 18 | -70,49 | 8 081 | 360 | -95,55 |
| LEBANON | 189 | 127 | -32,80 | 32 783 | 32 541 | -0,74 |
| YEMEN | 25 | 45 | 80,00 | 4 300 | 2 490 | -42,09 |
| SYRIA ARAB REPUBLIC | 3 373 | 1 343 | -60,18 | 32 770 | 18 269 | -44,25 |
| TURKEY | 6 693 | 7 450 | 11,31 | 107 736 | 152 871 | 41,89 |
| UNITED ARAB EMIRATES | 14 259 | 7 201 | -49,50 | 203 946 | 169 125 | -17,07 |
| CYPRUS | 155 | 0 | -100,00 | 13 078 | 0 | -100,00 |
| EGYPT | 0 | 631 | - | 0 | 19 284 | - |
| MOROCCO | 1 376 | 621 | -54,87 | 46 674 | 19 190 | -58,89 |
| TUNISIA | 13 | 0 | -100,00 | 3 770 | 0 | -100,00 |
| ALGERIA | 24 | 0 | -100,00 | 437 | 0 | -100,00 |
| ETHIOPIA | 84 | 0 | -100,00 | 550 | 0 | -100,00 |
| KENYA | 0 | 40 | - | 0 | 1 282 | - |
| REUNION | 6 891 | 0 | -100,00 | 9 370 | 0 | -100,00 |
| GHANA | 280 | 12 | -95,71 | 9 350 | 208 | -97,78 |
| NIGERIA | 638 | 740 | 15,99 | 10 304 | 7 797 | -24,33 |
| SWAZILAND | 20 | 0 | -100,00 | 4 984 | 0 | -100,00 |
| SOUTH AFRICA | 5 909 | 7 817 | 32,29 | 214 581 | 433 682 | 102,11 |
| MAURITIUS | 1 189 | 979 | -17,66 | 29 488 | 44 706 | 51,61 |
| AUSTRALIA | 12 098 | 21 432 | 77,15 | 182 419 | 436 993 | 139,55 |
| NEW ZEALAND | 400 | 3 202 | 700,50 | 2 322 | 13 921 | 499,53 |
| NEW CALEDONIA | 400 | 0 | -100,00 | 585 | 0 | -100,00 |
| SOLOMON ISLANDS | 100 | 646 | 546,00 | 252 | 1 512 | 500,00 |
| EAST TIMOR | 10 312 | 105 629 | 924,33 | 29 672 | 61 205 | 106,27 |
| UNITED STATES | 742 996 | 248 055 | -66,61 | 20 229 089 | 10 654 284 | -47,33 |
| CANADA | 1 023 | 47 | -95,41 | 100 098 | 4 125 | -95,88 |
| MEXICO | 16 852 | 10 787 | -35,99 | 163 557 | 363 206 | 122,07 |
| CHILE | 22 127 | 34 677 | 56,72 | 354 748 | 411 164 | 15,90 |
| ARGENTINA | 2 704 | 4 276 | 58,14 | 32 042 | 90 658 | 182,93 |
| BRAZIL | 21 681 | 21 940 | 1,19 | 387 711 | 503 767 | 29,93 |
| COLOMBIA | 22 183 | 15 431 | -30,44 | 752 406 | 719 798 | -4,33 |
| ECUADOR | 2 658 | 4 177 | 57,15 | 186 739 | 433 202 | 131,98 |
| PERU | 53 732 | 28 888 | -46,24 | 800 920 | 449 623 | -43,86 |
| PUERTO RICO | 7 375 | 0 | -100,00 | 13 734 | 0 | -100,00 |
| BELIZE | 893 | 0 | -100,00 | 1 041 | 0 | -100,00 |
| DOMINICAN REPUBLIC | 484 | 1 750 | 261,57 | 54 051 | 116 619 | 115,76 |
| COSTA RICA | 1 312 | 3 547 | 170,35 | 74 538 | 57 480 | -22,88 |
| ANTIGUA AND BARBUDA | 885 | 0 | -100,00 | 1 292 | 0 | -100,00 |
| UNITED KINGDOM | 105 907 | 92 349 | -12,80 | 1 698 237 | 1 993 134 | 17,36 |
| NETHERLANDS | 8 958 | 5 165 | -42,34 | 635 696 | 309 849 | -51,26 |
| FRANCE | 1 427 | 12 242 | 757,88 | 220 660 | 541 326 | 145,32 |
| GERMANY, FED. REP. OF | 81 387 | 137 236 | 68,62 | 5 018 091 | 9 678 798 | 92,88 |
| AUSTRIA | 2 653 | 0 | -100,00 | 17 021 | 0 | -100,00 |
| BELGIUM | 165 | 1 671 | 912,73 | 6 893 | 4 098 | -40,55 |
| SWITZERLAND | 4 517 | 3 986 | -11,76 | 5 622 | 93 973 | 1 571,52 |
| DENMARK | 2 931 | 0 | -100,00 | 500 962 | 0 | -100,00 |
| NORWAY | 16 477 | 18 834 | 14,30 | 3 381 798 | 3 725 337 | 10,16 |
| SWEDEN | 259 | 455 | 75,68 | 7 320 | 86 591 | 1 082,94 |
| FINLAND | 36 | 918 | 2 450,00 | 10 718 | 23 735 | 121,45 |
| IRELAND | 0 | 1 | - | 0 | 281 | - |
| ITALY | 35 121 | 92 288 | 162,77 | 500 332 | 1 719 924 | 243,76 |
| SPAIN | 2 615 | 4 369 | 67,07 | 114 406 | 234 421 | 104,90 |
| PORTUGAL | 29 | 311 | 972,41 | 65 | 209 | 221,54 |
| GREECE | 342 | 529 | 54,68 | 2 314 | 2 445 | 5,66 |
| HUNGARY | 39 | 3 334 | 8 448,72 | 183 | 281 182 | 153 551,37 |
| POLAND | 1 920 | 11 374 | 492,40 | 456 243 | 3 403 540 | 645,99 |
| BULGARIA | 410 | 460 | 12,20 | 11 999 | 21 512 | 79,28 |
| UKRAINE | 66 | 14 000 | 21 112,12 | 24 672 | 1 800 | -92,70 |
| SLOVAKIA | 517 | 99 | -80,85 | 10 019 | 5 877 | -41,34 |
| SLOVENIA | 2 309 | 416 | -81,98 | 23 756 | 6 636 | -72,07 |
| CZECH REPUBLIC | 1 417 | 422 | -70,22 | 41 716 | 25 898 | -37,92 |

TABEL 5. PERKEMBANGAN EKSPOR INDONESIA MENURUT KOMODITI DAN NEGARA TUJUAN

| JENIS BARANG | BERAT BERSIH (KG) | | PERUB | NILAI FOB (US \$) | | PERUB |
|--------------------------------------|-------------------|------------------|---------------|--------------------|--------------------|---------------|
| | JAN-DES 2009 | JAN-DES 2010 | % | JAN-DES 2009 | JAN-DES 2010 | % |
| | (1) | (2) | (3) | (4) | (5) | (6) |
| RUSSIA FEDERATION | 1 215 | 2 035 | 67,49 | 130 100 | 267 668 | 105,74 |
| -ALAT UKUR | 1 075 122 | 616 238 | -42,68 | 31 436 545 | 21 288 822 | -32,28 |
| JAPAN | 2 094 | 9 473 | 352,39 | 488 403 | 771 593 | 57,98 |
| HONG KONG | 3 946 | 1 912 | -51,55 | 64 512 | 78 788 | 22,13 |
| KOREA, REPUBLIC OF | 349 | 350 | 0,29 | 2 938 | 102 989 | 3 405,41 |
| TAIWAN | 1 518 | 1 701 | 12,06 | 10 860 | 3 601 | -66,84 |
| CHINA | 5 294 | 35 054 | 562,15 | 218 241 | 2 238 494 | 925,70 |
| PAPUA NEW GUINEA | 0 | 5 302 | - | 0 | 78 606 | - |
| THAILAND | 13 192 | 65 112 | 393,57 | 2 053 465 | 1 495 578 | -27,17 |
| SINGAPORE | 365 806 | 246 197 | -32,70 | 10 393 505 | 7 034 070 | -32,32 |
| PHILIPPINES | 159 757 | 341 | -99,79 | 4 541 152 | 36 862 | -99,19 |
| MALAYSIA | 108 567 | 22 409 | -79,36 | 517 709 | 1 362 382 | 163,16 |
| MYANMAR (FORM. BURMA) | 0 | 7 | - | 0 | 176 | - |
| BRUNEI DARUSSALAM | 10 487 | 4 979 | -52,52 | 136 790 | 305 988 | 123,69 |
| VIET NAM | 37 050 | 11 562 | -68,79 | 1 398 650 | 737 134 | -47,30 |
| MALDIVES | 0 | 33 | - | 0 | 194 | - |
| INDIA | 2 649 | 240 | -90,94 | 400 360 | 85 634 | -78,61 |
| SRI LANKA | 0 | 5 | - | 0 | 134 | - |
| IRAN (ISLAMIC REPUBLIC OF) | 0 | 1 | - | 0 | 270 | - |
| SAUDI ARABIA | 2 615 | 15 207 | 481,53 | 1 214 425 | 424 885 | -65,01 |
| ISRAEL | 0 | 40 | - | 0 | 2 500 | - |
| KUWAIT | 651 | 780 | 19,82 | 55 363 | 12 441 | -77,53 |
| LEBANON | 50 306 | 0 | -100,00 | 326 545 | 0 | -100,00 |
| OMAN | 1 | 0 | -100,00 | 187 | 0 | -100,00 |
| UNITED ARAB EMIRATES | 24 356 | 22 362 | -8,19 | 1 192 199 | 733 897 | -38,44 |
| QATAR | 2 874 | 0 | -100,00 | 73 108 | 0 | -100,00 |
| BAHRAIN | 347 | 0 | -100,00 | 212 731 | 0 | -100,00 |
| EGYPT | 1 978 | 3 904 | 97,37 | 25 867 | 574 576 | 2 121,27 |
| LIBYAN ARAB JAMAHIRIYA | 995 | 0 | -100,00 | 17 721 | 0 | -100,00 |
| TUNISIA | 300 | 2 | -99,33 | 10 184 | 286 | -97,19 |
| SUDAN | 123 | 56 | -54,47 | 2 338 | 3 454 | 47,73 |
| KENYA | 45 | 17 | -62,22 | 1 300 | 4 892 | 276,31 |
| TOGO | 125 | 11 | -91,20 | 238 | 21 | -91,18 |
| ANGOLA | 0 | 1 050 | - | 0 | 175 285 | - |
| CONGO | 1 800 | 47 | -97,39 | 346 876 | 28 | -99,99 |
| NIGERIA | 216 | 3 784 | 1 651,85 | 14 822 | 233 318 | 1 474,13 |
| COTE D'IVOIRE | 38 | 0 | -100,00 | 196 | 0 | -100,00 |
| MALI | 17 | 53 | 211,76 | 22 | 78 | 254,55 |
| BENIN | 58 | 0 | -100,00 | 59 | 0 | -100,00 |
| SOUTH AFRICA | 29 | 39 | 34,48 | 850 | 915 | 7,65 |
| AUSTRALIA | 140 957 | 50 510 | -64,17 | 1 761 439 | 1 105 594 | -37,23 |
| NEW ZEALAND | 17 040 | 2 499 | -85,33 | 23 965 | 5 200 | -78,30 |
| EAST TIMOR | 1 530 | 26 685 | 1 644,12 | 1 487 | 610 702 | 40 969,40 |
| UNITED STATES | 35 994 | 33 089 | -8,07 | 2 231 548 | 954 709 | -57,22 |
| CANADA | 274 | 2 164 | 689,78 | 208 167 | 511 408 | 145,67 |
| NICARAGUA | 195 | 0 | -100,00 | 18 750 | 0 | -100,00 |
| BRAZIL | 1 000 | 943 | -5,70 | 4 388 | 28 271 | 544,28 |
| UNITED KINGDOM | 2 168 | 187 | -91,37 | 587 975 | 45 987 | -92,18 |
| NETHERLANDS | 1 419 | 139 | -90,20 | 156 448 | 47 661 | -69,54 |
| FRANCE | 17 503 | 19 725 | 12,69 | 759 981 | 970 698 | 27,73 |
| GERMANY, FED. REP. OF | 12 181 | 13 634 | 11,93 | 371 699 | 396 496 | 6,67 |
| AUSTRIA | 292 | 0 | -100,00 | 2 216 | 0 | -100,00 |
| BELGIUM | 9 431 | 13 305 | 41,08 | 77 640 | 71 990 | -7,28 |
| SWITZERLAND | 2 354 | 158 | -93,29 | 52 836 | 678 | -98,72 |
| DENMARK | 540 | 5 | -99,07 | 127 453 | 1 484 | -98,84 |
| NORWAY | 12 327 | 50 | -99,59 | 71 465 | 3 500 | -95,10 |
| SWEDEN | 888 | 819 | -7,77 | 2 627 | 2 000 | -23,87 |
| ITALY | 16 690 | 80 | -99,52 | 453 650 | 11 449 | -97,48 |
| POLAND | 0 | 93 | - | 0 | 9 690 | - |
| AZERBAIJAN | 670 | 123 | -81,64 | 2 541 | 12 236 | 381,54 |
| KAZAKHSTAN | 1 717 | 0 | -100,00 | 533 024 | 0 | -100,00 |
| UKRAINE | 10 | 0 | -100,00 | 2 747 | 0 | -100,00 |
| RUSSIA FEDERATION | 2 359 | 0 | -100,00 | 262 883 | 0 | -100,00 |
| -LONCENG, ARLOJI DAN BAGIANN' | 6 301 112 | 6 435 400 | 2,13 | 116 595 540 | 119 179 545 | 2,22 |
| JAPAN | 237 606 | 181 856 | -23,46 | 4 588 706 | 11 167 301 | 143,36 |
| HONG KONG | 202 574 | 81 188 | -59,92 | 4 472 987 | 1 302 152 | -70,89 |
| KOREA, REPUBLIC OF | 12 785 | 752 593 | 5 786,53 | 299 338 | 5 283 466 | 1 665,05 |
| TAIWAN | 605 255 | 612 918 | 1,27 | 3 727 388 | 4 107 495 | 10,20 |
| CHINA | 41 007 | 57 138 | 39,34 | 1 535 157 | 1 024 110 | -33,29 |
| MONGOLIA | 2 045 | 1 883 | -7,92 | 38 475 | 36 593 | -4,89 |
| MACAU | 26 074 | 25 347 | -2,79 | 455 748 | 414 671 | -9,01 |
| PAPUA NEW GUINEA | 9 250 | 15 716 | 69,90 | 24 995 | 37 341 | 49,39 |
| THAILAND | 227 179 | 418 023 | 84,01 | 4 432 817 | 7 320 738 | 65,15 |
| SINGAPORE | 743 895 | 772 629 | 3,86 | 18 902 714 | 25 386 462 | 34,30 |
| PHILIPPINES | 522 274 | 563 089 | 7,81 | 7 988 705 | 6 648 381 | -16,78 |
| MALAYSIA | 205 453 | 218 828 | 6,51 | 5 858 666 | 6 196 930 | 5,77 |

TABEL 5. PERKEMBANGAN EKSPOR INDONESIA MENURUT KOMODITI DAN NEGARA TUJUAN

| JENIS BARANG | BERAT BERSIH (KG) | | PERUB | NILAI FOB (US \$) | | PERUB |
|------------------------------|-------------------|--------------|-----------|-------------------|--------------|-----------|
| | JAN-DES 2009 | JAN-DES 2010 | % | JAN-DES 2009 | JAN-DES 2010 | % |
| | (1) | (2) | (3) | (4) | (5) | (6) |
| MYANMAR (FORM. BURMA) | 985 | 0 | -100,00 | 4 458 | 0 | -100,00 |
| CAMBODIA | 1 049 | 480 | -54,24 | 17 260 | 6 551 | -62,05 |
| BRUNEI DARUSSALAM | 65 958 | 1 038 | -98,43 | 105 208 | 72 757 | -30,84 |
| NEPAL | 102 | 1 092 | 970,59 | 640 | 14 612 | 2 183,13 |
| BHUTAN | 27 644 | 0 | -100,00 | 297 167 | 0 | -100,00 |
| VIET NAM | 545 718 | 398 536 | -26,97 | 5 892 295 | 4 085 039 | -30,67 |
| MALDIVES | 7 126 | 15 126 | 112,26 | 80 000 | 172 520 | 115,65 |
| INDIA | 292 507 | 30 622 | -89,53 | 2 665 811 | 717 143 | -73,10 |
| PAKISTAN | 3 009 | 3 055 | 1,53 | 44 831 | 51 210 | 14,23 |
| BANGLADESH | 23 456 | 1 038 | -95,57 | 109 626 | 15 225 | -86,11 |
| SRI LANKA | 8 036 | 24 271 | 202,03 | 53 823 | 214 809 | 299,10 |
| IRAN (ISLAMIC REPUBLIC OF) | 21 252 | 40 762 | 91,80 | 1 322 618 | 2 188 494 | 65,47 |
| SAUDI ARABIA | 1 717 | 3 488 | 103,15 | 18 588 | 35 100 | 88,83 |
| ISRAEL | 2 084 | 4 497 | 115,79 | 34 120 | 76 006 | 122,76 |
| KUWAIT | 1 060 | 572 | -46,04 | 5 474 | 14 133 | 158,18 |
| JORDAN | 3 850 | 251 | -93,48 | 126 560 | 8 610 | -93,20 |
| LEBANON | 2 281 | 6 150 | 169,62 | 47 137 | 113 300 | 140,36 |
| YEMEN | 4 361 | 2 023 | -53,61 | 34 667 | 17 494 | -49,54 |
| OMAN | 3 002 | 2 471 | -17,69 | 43 347 | 52 007 | 19,98 |
| TURKEY | 2 088 | 797 | -61,83 | 35 005 | 17 842 | -49,03 |
| UNITED ARAB EMIRATES | 4 768 | 7 480 | 56,88 | 147 918 | 104 837 | -29,12 |
| QATAR | 1 290 | 0 | -100,00 | 70 758 | 0 | -100,00 |
| BAHRAIN | 12 571 | 439 | -96,51 | 191 260 | 2 340 | -98,78 |
| EGYPT | 16 | 12 | -25,00 | 200 | 558 | 179,00 |
| LIBYAN ARAB JAMAHIRIYA | 1 | 127 | 12 600,00 | 21 | 3 567 | 16 885,71 |
| MOROCCO | 141 199 | 106 848 | -24,33 | 1 683 899 | 1 099 824 | -34,69 |
| TUNISIA | 0 | 264 | - | 0 | 6 980 | - |
| ALGERIA | 105 | 0 | -100,00 | 774 | 0 | -100,00 |
| ERITREA | 18 | 0 | -100,00 | 4 500 | 0 | -100,00 |
| ETHIOPIA | 455 | 71 | -84,40 | 7 054 | 70 | -99,01 |
| TANZANIA, UNITED REPUBLIC OF | 34 | 1 020 | 2 900,00 | 29 | 13 645 | 46 951,72 |
| KENYA | 214 | 1 431 | 568,69 | 3 353 | 34 691 | 934,63 |
| REUNION | 0 | 110 | - | 0 | 100 | - |
| MOZAMBIQUE | 10 788 | 33 391 | 209,52 | 108 962 | 309 221 | 183,79 |
| BOTSWANA | 12 | 0 | -100,00 | 53 | 0 | -100,00 |
| EQUATORIAL GUINEA | 8 | 0 | -100,00 | 56 | 0 | -100,00 |
| TOGO | 0 | 1 850 | - | 0 | 27 778 | - |
| LIBERIA | 0 | 68 | - | 0 | 35 | - |
| GUINEA | 0 | 223 | - | 0 | 2 269 | - |
| ANGOLA | 55 924 | 21 275 | -61,96 | 1 002 619 | 263 567 | -73,71 |
| CAMEROON | 242 683 | 44 127 | -81,82 | 3 047 842 | 458 746 | -84,95 |
| NIGERIA | 574 | 350 | -39,02 | 39 351 | 1 300 | -96,70 |
| GABON | 2 900 | 21 893 | 654,93 | 33 755 | 218 415 | 547,06 |
| COTE D'IVOIRE | 208 204 | 107 985 | -48,14 | 2 344 204 | 1 074 463 | -54,17 |
| SENEGAL | 140 414 | 150 123 | 6,91 | 1 213 347 | 855 065 | -29,53 |
| MALI | 5 | 0 | -100,00 | 28 | 0 | -100,00 |
| BENIN | 10 | 105 | 950,00 | 169 | 1 295 | 666,27 |
| BURKINA FASO | 32 878 | 0 | -100,00 | 337 714 | 0 | -100,00 |
| UGANDA | 0 | 29 | - | 0 | 3 291 | - |
| SOUTH AFRICA | 139 746 | 291 753 | 108,77 | 1 232 673 | 2 661 960 | 115,95 |
| ZAMBIA | 11 | 0 | -100,00 | 53 | 0 | -100,00 |
| AUSTRALIA | 150 891 | 140 310 | -7,01 | 2 811 990 | 2 826 474 | 0,52 |
| NEW ZEALAND | 5 641 | 11 599 | 105,62 | 109 369 | 269 996 | 146,87 |
| GUAM | 4 | 0 | -100,00 | 8 527 | 0 | -100,00 |
| NEW CALEDONIA | 0 | 28 | - | 0 | 560 | - |
| COOK ISLANDS | 1 160 | 145 | -87,50 | 9 078 | 1 213 | -86,64 |
| FIJI | 6 814 | 4 350 | -36,16 | 53 367 | 42 112 | -21,09 |
| KIRIBATI | 10 | 0 | -100,00 | 421 | 0 | -100,00 |
| SAMOA | 0 | 2 609 | - | 0 | 27 100 | - |
| SOLOMON ISLANDS | 109 | 959 | 779,82 | 2 128 | 6 730 | 216,26 |
| EAST TIMOR | 11 548 | 9 056 | -21,58 | 112 870 | 93 490 | -17,17 |
| UNITED STATES | 467 334 | 411 855 | -11,87 | 14 924 318 | 9 631 545 | -35,46 |
| CANADA | 5 444 | 9 356 | 71,86 | 425 085 | 222 386 | -47,68 |
| MEXICO | 1 182 | 526 | -55,50 | 5 290 | 27 794 | 425,41 |
| GUATEMALA | 0 | 19 900 | - | 0 | 362 440 | - |
| NICARAGUA | 0 | 8 960 | - | 0 | 278 996 | - |
| PANAMA | 210 | 229 | 9,05 | 3 755 | 12 125 | 222,90 |
| CUBA | 395 | 0 | -100,00 | 19 131 | 0 | -100,00 |
| CHILE | 36 567 | 34 441 | -5,81 | 529 379 | 604 905 | 14,27 |
| VENEZUELA | 5 439 | 0 | -100,00 | 61 485 | 0 | -100,00 |
| ARGENTINA | 7 273 | 50 483 | 594,12 | 74 947 | 1 006 524 | 1 242,98 |
| BRAZIL | 6 689 | 15 184 | 127,00 | 465 044 | 358 830 | -22,84 |
| COLOMBIA | 14 595 | 15 856 | 8,64 | 301 337 | 246 090 | -18,33 |
| BOLIVIA | 3 219 | 0 | -100,00 | 78 270 | 0 | -100,00 |
| URUGUAY | 28 000 | 55 338 | 97,64 | 457 957 | 905 503 | 97,73 |
| ECUADOR | 71 | 126 | 77,46 | 4 422 | 11 145 | 152,04 |
| PUERTO RICO | 1 | 0 | -100,00 | 2 610 | 0 | -100,00 |
| DOMINICAN REPUBLIC | 33 | 4 358 | 13 106,06 | 10 040 | 82 500 | 721,71 |

TABEL 5. PERKEMBANGAN EKSPOR INDONESIA MENURUT KOMODITI DAN NEGARA TUJUAN

| JENIS BARANG | BERAT BERSIH (KG) | | PERUB | NILAI FOB (US \$) | | PERUB |
|-------------------------------|-------------------|--------------------|--------------|--------------------|--------------------|--------------|
| | JAN-DES 2009 | JAN-DES 2010 | % | JAN-DES 2009 | JAN-DES 2010 | % |
| | (1) | (2) | (3) | (4) | (5) | (6) |
| HAITI | 0 | 3 | - | 0 | 50 | - |
| UNITED KINGDOM | 127 724 | 111 892 | -12,40 | 4 528 472 | 2 235 761 | -50,63 |
| NETHERLANDS | 13 802 | 22 988 | 66,56 | 346 288 | 559 405 | 61,54 |
| FRANCE | 273 841 | 221 745 | -19,02 | 8 160 771 | 6 697 450 | -17,93 |
| GERMANY, FED. REP. OF | 107 416 | 154 577 | 43,91 | 2 385 760 | 2 527 139 | 5,93 |
| AUSTRIA | 1 356 | 1 017 | -25,00 | 201 398 | 23 400 | -88,38 |
| BELGIUM | 1 430 | 332 | -76,78 | 59 460 | 22 136 | -62,77 |
| SWITZERLAND | 147 | 522 | 255,10 | 35 674 | 50 094 | 40,42 |
| DENMARK | 411 | 122 | -70,32 | 50 181 | 5 975 | -88,09 |
| SWEDEN | 1 418 | 2 359 | 66,36 | 111 278 | 115 869 | 4,13 |
| FINLAND | 444 | 1 501 | 238,06 | 113 457 | 132 591 | 16,86 |
| IRELAND | 5 788 | 7 386 | 27,61 | 2 536 026 | 4 409 627 | 73,88 |
| ITALY | 1 381 | 761 | -44,90 | 35 626 | 17 167 | -51,81 |
| SPAIN | 7 102 | 4 021 | -43,38 | 242 313 | 78 980 | -67,41 |
| PORTUGAL | 36 377 | 51 322 | 41,08 | 925 930 | 262 499 | -71,65 |
| GREECE | 460 | 995 | 116,30 | 20 711 | 17 144 | -17,22 |
| HUNGARY | 7 275 | 5 830 | -19,86 | 250 141 | 350 856 | 40,26 |
| POLAND | 620 | 116 | -81,29 | 3 264 | 1 995 | -38,88 |
| ROMANIA | 235 | 257 | 9,36 | 6 747 | 4 748 | -29,63 |
| MOLDOVA, REPUBLIC OF | 47 | 0 | -100,00 | 1 793 | 0 | -100,00 |
| UZBEKISTAN | 79 830 | 0 | -100,00 | 514 251 | 0 | -100,00 |
| LATVIA | 11 158 | 8 314 | -25,49 | 386 572 | 330 720 | -14,45 |
| GEORGIA | 295 | 295 | 0,00 | 1 553 | 2 600 | 67,42 |
| CROATIA | 9 | 12 | 33,33 | 185 | 238 | 28,65 |
| SLOVENIA | 3 401 | 12 | -99,65 | 44 790 | 243 | -99,46 |
| CZECH REPUBLIC | 18 291 | 14 602 | -20,17 | 413 144 | 367 125 | -11,14 |
| RUSSIA FEDERATION | 715 | 300 | -58,04 | 14 012 | 4 766 | -65,99 |
| -COKLAT OLAHAN | 96 330 679 | 121 546 346 | 26,18 | 328 176 602 | 457 266 791 | 39,34 |
| JAPAN | 1 781 726 | 1 969 161 | 10,52 | 8 868 859 | 9 482 162 | 6,92 |
| HONG KONG | 244 019 | 184 375 | -24,44 | 1 013 095 | 977 840 | -3,48 |
| KOREA, DEMOCRATIC PEOPLE'S RI | 2 048 | 0 | -100,00 | 4 750 | 0 | -100,00 |
| KOREA, REPUBLIC OF | 1 017 850 | 1 375 856 | 35,17 | 2 582 847 | 3 613 426 | 39,90 |
| TAIWAN | 227 479 | 209 281 | -8,00 | 483 162 | 532 844 | 10,28 |
| CHINA | 4 756 745 | 5 888 241 | 23,79 | 8 927 431 | 18 933 248 | 112,08 |
| MONGOLIA | 28 000 | 14 000 | -50,00 | 64 400 | 51 800 | -19,57 |
| PAPUA NEW GUINEA | 8 379 | 1 882 | -77,54 | 23 229 | 4 864 | -79,06 |
| THAILAND | 3 002 121 | 4 308 595 | 43,52 | 7 202 661 | 12 834 549 | 78,19 |
| SINGAPORE | 1 220 023 | 2 315 116 | 89,76 | 3 198 620 | 8 057 346 | 151,90 |
| PHILIPPINES | 8 988 118 | 11 135 943 | 23,90 | 12 818 288 | 32 049 095 | 150,03 |
| MALAYSIA | 3 921 150 | 7 486 377 | 90,92 | 7 167 003 | 20 880 625 | 191,34 |
| MYANMAR (FORM. BURMA) | 4 475 | 20 997 | 369,21 | 9 696 | 76 420 | 688,16 |
| CAMBODIA | 2 602 | 10 228 | 293,08 | 8 700 | 38 107 | 338,01 |
| BRUNEI DARUSSALAM | 162 554 | 211 597 | 30,17 | 322 393 | 587 761 | 82,31 |
| VIET NAM | 321 145 | 368 705 | 14,81 | 605 550 | 803 251 | 32,65 |
| MALDIVES | 226 296 | 223 842 | -1,08 | 445 531 | 500 467 | 12,33 |
| INDIA | 1 738 700 | 2 566 899 | 47,63 | 3 479 985 | 7 907 911 | 127,24 |
| PAKISTAN | 612 063 | 552 626 | -9,71 | 1 032 829 | 1 953 774 | 89,17 |
| BANGLADESH | 101 547 | 133 886 | 31,85 | 259 578 | 375 494 | 44,66 |
| SRI LANKA | 112 000 | 213 098 | 90,27 | 223 460 | 573 255 | 156,54 |
| AFGHANISTAN | 0 | 2 413 | - | 0 | 7 831 | - |
| IRAQ | 0 | 7 488 | - | 0 | 27 950 | - |
| IRAN (ISLAMIC REPUBLIC OF) | 17 000 | 243 323 | 1 331,31 | 16 915 | 784 308 | 4 536,76 |
| SAUDI ARABIA | 182 712 | 518 344 | 183,69 | 492 367 | 1 595 390 | 224,02 |
| ISRAEL | 62 592 | 81 007 | 29,42 | 172 100 | 308 850 | 79,46 |
| KUWAIT | 261 683 | 368 967 | 41,00 | 652 529 | 972 022 | 48,96 |
| JORDAN | 16 304 | 1 105 | -93,22 | 9 323 | 2 990 | -67,93 |
| LEBANON | 25 465 | 0 | -100,00 | 58 388 | 0 | -100,00 |
| YEMEN | 405 685 | 211 576 | -47,85 | 697 502 | 412 074 | -40,92 |
| OMAN | 17 274 | 12 349 | -28,51 | 41 145 | 31 991 | -22,25 |
| SYRIA ARAB REPUBLIC | 150 999 | 242 000 | 60,27 | 288 187 | 871 746 | 202,49 |
| TURKEY | 757 757 | 740 996 | -2,21 | 1 168 078 | 2 690 649 | 130,35 |
| UNITED ARAB EMIRATES | 4 206 328 | 5 167 438 | 22,85 | 20 401 577 | 24 678 133 | 20,96 |
| QATAR | 2 963 | 734 | -75,23 | 16 917 | 4 426 | -73,84 |
| BAHRAIN | 209 780 | 238 793 | 13,83 | 551 198 | 626 006 | 13,57 |
| EGYPT | 725 500 | 453 337 | -37,51 | 3 379 288 | 2 293 519 | -32,13 |
| TUNISIA | 0 | 48 000 | - | 0 | 83 040 | - |
| ALGERIA | 68 136 | 269 198 | 295,09 | 110 639 | 485 850 | 339,13 |
| SUDAN | 172 | 54 076 | 31 339,53 | 750 | 90 050 | 11 906,67 |
| NAMIBIA | 1 899 | 0 | -100,00 | 3 988 | 0 | -100,00 |
| ETHIOPIA | 0 | 17 000 | - | 0 | 17 000 | - |
| TANZANIA, UNITED REPUBLIC OF | 0 | 19 140 | - | 0 | 43 046 | - |
| MADAGASCAR | 57 839 | 30 325 | -47,57 | 40 358 | 19 301 | -52,18 |
| KENYA | 350 304 | 663 081 | 89,29 | 982 610 | 2 199 361 | 123,83 |
| GHANA | 61 200 | 179 520 | 193,33 | 128 520 | 390 864 | 204,13 |
| GUINEA | 0 | 395 | - | 0 | 1 013 | - |
| ANGOLA | 12 136 | 0 | -100,00 | 25 032 | 0 | -100,00 |
| CAMEROON | 58 997 | 67 999 | 15,26 | 134 714 | 176 816 | 31,25 |

TABEL 5. PERKEMBANGAN EKSPOR INDONESIA MENURUT KOMODITI DAN NEGARA TUJUAN

| JENIS BARANG | BERAT BERSIH (KG) | | PERUB | NILAI FOB (US \$) | | PERUB |
|------------------------------|--------------------|--------------------|--------------|-------------------|-------------------|--------------|
| | JAN-DES 2009 | JAN-DES 2010 | % | JAN-DES 2009 | JAN-DES 2010 | % |
| | (1) | (2) | (3) | (4) | (5) | (6) |
| NIGERIA | 0 | 15 025 | - | 0 | 35 400 | - |
| SIERRA LEONE | 17 000 | 17 000 | 0,00 | 15 160 | 8 800 | -41,95 |
| COTE D'IVOIRE | 0 | 9 295 | - | 0 | 7 155 | - |
| MAURITANIA | 44 913 | 27 050 | -39,77 | 96 763 | 61 146 | -36,81 |
| MALI | 13 812 | 0 | -100,00 | 27 215 | 0 | -100,00 |
| BENIN | 61 525 | 135 308 | 119,92 | 144 314 | 271 260 | 87,97 |
| SEYCHELLES | 719 | 641 | -10,85 | 2 348 | 2 525 | 7,54 |
| UGANDA | 22 577 | 33 | -99,85 | 36 376 | 115 | -99,68 |
| NIGER | 0 | 9 470 | - | 0 | 10 710 | - |
| SOUTH AFRICA | 1 856 099 | 1 868 169 | 0,65 | 4 175 593 | 5 982 015 | 43,26 |
| MAURITIUS | 425 916 | 490 714 | 15,21 | 964 841 | 1 143 741 | 18,54 |
| AUSTRALIA | 6 503 664 | 7 057 004 | 8,51 | 31 426 423 | 34 651 589 | 10,26 |
| NEW ZEALAND | 719 362 | 1 158 143 | 61,00 | 2 446 630 | 4 875 693 | 99,28 |
| NEW CALEDONIA | 2 052 | 2 687 | 30,95 | 7 288 | 10 656 | 46,21 |
| VANUATU | 664 | 611 | -7,98 | 2 117 | 1 354 | -36,04 |
| WALLIS AND FUTUNA ISLANDS | 146 | 0 | -100,00 | 456 | 0 | -100,00 |
| FIJI | 51 271 | 59 927 | 16,88 | 147 841 | 138 227 | -6,50 |
| KIRIBATI | 381 | 0 | -100,00 | 994 | 0 | -100,00 |
| SAMOA | 8 185 | 6 128 | -25,13 | 21 660 | 24 858 | 14,76 |
| SOLOMON ISLANDS | 13 844 | 15 649 | 13,04 | 28 574 | 38 612 | 35,13 |
| TONGA | 124 322 | 36 105 | -70,96 | 139 924 | 52 538 | -62,45 |
| TUVALU | 267 | 301 | 12,73 | 580 | 1 004 | 73,10 |
| EAST TIMOR | 140 695 | 137 891 | -1,99 | 198 790 | 284 451 | 43,09 |
| UNITED STATES | 13 848 110 | 23 721 339 | 71,30 | 75 462 185 | 113 401 768 | 50,28 |
| CANADA | 0 | 14 027 | - | 0 | 56 818 | - |
| MEXICO | 222 425 | 384 736 | 72,97 | 427 115 | 1 252 729 | 193,30 |
| CHILE | 144 999 | 371 997 | 156,55 | 269 850 | 719 779 | 166,73 |
| VENEZUELA | 0 | 17 000 | - | 0 | 22 100 | - |
| ARGENTINA | 528 051 | 258 879 | -50,97 | 775 380 | 769 209 | -0,80 |
| BRAZIL | 1 978 820 | 656 979 | -66,80 | 2 096 238 | 1 206 726 | -42,43 |
| COLOMBIA | 0 | 119 000 | - | 0 | 164 220 | - |
| URUGUAY | 576 196 | 2 080 600 | 261,09 | 1 292 918 | 7 152 665 | 453,22 |
| GUYANA | 7 694 | 0 | -100,00 | 6 571 | 0 | -100,00 |
| COSTA RICA | 51 000 | 0 | -100,00 | 49 700 | 0 | -100,00 |
| UNITED KINGDOM | 2 301 795 | 2 431 649 | 5,64 | 8 558 574 | 10 623 275 | 24,12 |
| NETHERLANDS | 6 005 930 | 2 660 272 | -55,71 | 24 810 433 | 13 400 774 | -45,99 |
| FRANCE | 11 077 757 | 5 600 200 | -49,45 | 56 626 224 | 29 285 509 | -48,28 |
| GERMANY, FED. REP. OF | 1 642 464 | 6 323 940 | 285,03 | 5 220 431 | 23 199 661 | 344,40 |
| AUSTRIA | 0 | 218 | - | 0 | 2 257 | - |
| BELGIUM | 512 114 | 1 222 290 | 138,68 | 1 253 602 | 4 336 664 | 245,94 |
| SWITZERLAND | 7 656 | 13 622 | 77,93 | 210 254 | 335 230 | 59,44 |
| DENMARK | 54 678 | 0 | -100,00 | 236 052 | 0 | -100,00 |
| SWEDEN | 1 | 0 | -100,00 | 8 | 0 | -100,00 |
| FINLAND | 176 | 144 629 | 82 075,57 | 1 665 | 546 881 | 32 745,71 |
| IRELAND | 100 | 0 | -100,00 | 1 680 | 0 | -100,00 |
| ITALY | 234 807 | 177 439 | -24,43 | 1 380 275 | 668 801 | -51,55 |
| SPAIN | 5 630 590 | 8 075 865 | 43,43 | 7 575 663 | 24 929 690 | 229,08 |
| PORTUGAL | 50 999 | 59 118 | 15,92 | 58 450 | 131 012 | 124,14 |
| GREECE | 0 | 130 993 | - | 0 | 573 415 | - |
| DEMOCRATIC REPUBLIC OF THE C | 17 000 | 68 000 | 300,00 | 21 080 | 47 454 | 125,11 |
| HUNGARY | 77 200 | 231 998 | 200,52 | 97 415 | 465 622 | 377,98 |
| POLAND | 119 000 | 680 000 | 471,43 | 173 848 | 1 034 998 | 495,35 |
| BULGARIA | 170 000 | 217 998 | 28,23 | 119 000 | 250 300 | 110,34 |
| ALBANIA | 0 | 17 000 | - | 0 | 45 907 | - |
| ARMENIA | 6 775 | 9 899 | 46,11 | 15 376 | 24 076 | 56,58 |
| AZERBAIJAN | 0 | 16 999 | - | 0 | 36 250 | - |
| BELARUS | 0 | 33 200 | - | 0 | 89 142 | - |
| KAZAKHSTAN | 49 800 | 109 000 | 118,88 | 54 780 | 332 415 | 506,82 |
| MOLDOVA, REPUBLIC OF | 0 | 17 999 | - | 0 | 78 056 | - |
| UKRAINE | 520 199 | 1 636 993 | 214,69 | 732 496 | 2 700 125 | 268,62 |
| UZBEKISTAN | 0 | 25 000 | - | 0 | 24 000 | - |
| LITHUANIA | 42 960 | 32 922 | -23,37 | 44 580 | 33 108 | -25,73 |
| ESTONIA | 2 022 789 | 525 000 | -74,05 | 2 907 902 | 1 723 750 | -40,72 |
| GEORGIA | 0 | 17 000 | - | 0 | 37 015 | - |
| CROATIA | 67 020 | 186 999 | 179,02 | 81 256 | 302 770 | 272,61 |
| BOSNIA AND HERZEGOVINA | 0 | 13 998 | - | 0 | 51 251 | - |
| SLOVAKIA | 0 | 25 000 | - | 0 | 52 500 | - |
| CZECH REPUBLIC | 0 | 3 515 | - | 0 | 28 077 | - |
| RUSSIA FEDERATION | 2 222 395 | 3 336 574 | 50,13 | 9 617 522 | 10 480 478 | 8,97 |
| -GULA TETES | 496 341 620 | 468 906 604 | -5,53 | 61 810 247 | 68 348 112 | 10,58 |
| JAPAN | 12 014 108 | 26 956 059 | 124,37 | 1 350 940 | 4 109 436 | 204,19 |
| HONG KONG | 6 046 | 99 | -98,36 | 3 208 | 297 | -90,74 |
| KOREA, REPUBLIC OF | 192 617 463 | 135 735 018 | -29,53 | 23 668 591 | 20 510 358 | -13,34 |
| TAIWAN | 44 895 630 | 53 541 200 | 19,26 | 5 469 053 | 7 621 416 | 39,36 |
| CHINA | 3 500 000 | 0 | -100,00 | 350 000 | 0 | -100,00 |
| PAPUA NEW GUINEA | 8 829 | 0 | -100,00 | 15 338 | 0 | -100,00 |
| THAILAND | 0 | 47 946 678 | - | 0 | 6 671 610 | - |

TABEL 5. PERKEMBANGAN EKSPOR INDONESIA MENURUT KOMODITI DAN NEGARA TUJUAN

| JENIS BARANG | BERAT BERSIH (KG) | | PERUB % | NILAI FOB (US \$) | | PERUB % |
|-------------------------------|--------------------|--------------------|--------------|--------------------|--------------------|--------------|
| | JAN-DES 2009 | JAN-DES 2010 | | JAN-DES 2009 | JAN-DES 2010 | |
| (1) | (2) | (3) | (4) | (5) | (6) | (7) |
| SINGAPORE | 57 010 | 11 075 | -80,57 | 51 470 | 36 635 | -28,82 |
| PHILIPPINES | 0 | 74 661 327 | - | 0 | 11 203 806 | - |
| MALAYSIA | 10 075 761 | 14 462 | -99,86 | 1 482 013 | 6 371 | -99,57 |
| VIET NAM | 121 614 437 | 122 527 523 | 0,75 | 15 626 134 | 16 512 180 | 5,67 |
| INDIA | 24 415 980 | 0 | -100,00 | 2 441 598 | 0 | -100,00 |
| PAKISTAN | 0 | 1 000 | - | 0 | 800 | - |
| SAUDI ARABIA | 0 | 13 660 | - | 0 | 6 680 | - |
| KENYA | 49 438 | 18 823 | -61,93 | 214 543 | 73 977 | -65,52 |
| UGANDA | 0 | 71 529 | - | 0 | 369 329 | - |
| AUSTRALIA | 2 362 | 1 826 033 | 77 208,76 | 57 086 | 268 568 | 370,46 |
| NEW ZEALAND | 22 657 | 0 | -100,00 | 510 | 0 | -100,00 |
| VANUATU | 8 531 | 3 982 | -53,32 | 9 584 | 9 016 | -5,93 |
| SOLOMON ISLANDS | 0 | 191 | - | 0 | 302 | - |
| EAST TIMOR | 3 836 | 298 | -92,23 | 465 | 233 | -49,89 |
| UNITED STATES | 0 | 452 | - | 0 | 1 681 | - |
| UNITED KINGDOM | 0 | 506 | - | 0 | 1 766 | - |
| NETHERLANDS | 19 010 470 | 201 | -100,00 | 2 656 476 | 1 203 | -99,95 |
| GERMANY, FED. REP. OF | 0 | 5 576 470 | - | 0 | 942 235 | - |
| NORWAY | 18 002 339 | 0 | -100,00 | 2 434 821 | 0 | -100,00 |
| FINLAND | 0 | 18 | - | 0 | 213 | - |
| SPAIN | 50 036 723 | 0 | -100,00 | 5 978 417 | 0 | -100,00 |
| -KERUPUK UDANG | 7 706 803 | 7 942 606 | 3,06 | 12 934 900 | 14 723 650 | 13,83 |
| JAPAN | 68 989 | 150 517 | 118,18 | 157 706 | 343 446 | 117,78 |
| HONG KONG | 175 095 | 132 384 | -24,39 | 324 662 | 255 657 | -21,25 |
| KOREA, REPUBLIC OF | 923 805 | 1 099 358 | 19,00 | 1 352 591 | 1 911 377 | 41,31 |
| TAIWAN | 46 591 | 28 359 | -39,13 | 46 371 | 30 125 | -35,03 |
| CHINA | 9 126 | 15 484 | 69,67 | 29 506 | 51 738 | 75,35 |
| SINGAPORE | 169 542 | 229 650 | 35,45 | 246 966 | 297 738 | 20,56 |
| MALAYSIA | 280 312 | 324 723 | 15,84 | 324 556 | 431 507 | 32,95 |
| BRUNEI DARUSSALAM | 1 249 | 5 242 | 319,70 | 2 025 | 14 984 | 639,95 |
| VIET NAM | 0 | 364 | - | 0 | 738 | - |
| INDIA | 10 000 | 902 | -90,98 | 5 000 | 1 650 | -67,00 |
| SAUDI ARABIA | 238 271 | 240 768 | 1,05 | 264 548 | 300 895 | 13,74 |
| JORDAN | 0 | 31 994 | - | 0 | 39 794 | - |
| UNITED ARAB EMIRATES | 33 132 | 47 866 | 44,47 | 40 358 | 66 324 | 64,34 |
| BAHRAIN | 0 | 13 646 | - | 0 | 24 812 | - |
| SOUTH AFRICA | 0 | 16 | - | 0 | 59 | - |
| AUSTRALIA | 63 583 | 35 310 | -44,47 | 124 724 | 85 304 | -31,61 |
| NEW ZEALAND | 542 | 678 | 25,09 | 1 977 | 2 013 | 1,82 |
| EAST TIMOR | 18 162 | 5 264 | -71,02 | 13 432 | 2 769 | -79,39 |
| UNITED STATES | 358 301 | 234 358 | -34,59 | 835 977 | 711 942 | -14,84 |
| CANADA | 30 589 | 29 588 | -3,27 | 56 395 | 54 800 | -2,83 |
| UNITED KINGDOM | 849 600 | 1 026 604 | 20,83 | 1 271 875 | 1 915 342 | 50,59 |
| NETHERLANDS | 3 705 859 | 3 640 248 | -1,77 | 6 540 243 | 6 882 435 | 5,23 |
| FRANCE | 592 092 | 547 998 | -7,45 | 1 103 924 | 1 130 759 | 2,43 |
| GERMANY, FED. REP. OF | 0 | 18 554 | - | 0 | 42 116 | - |
| BELGIUM | 93 912 | 41 023 | -56,32 | 120 360 | 48 904 | -59,37 |
| NORWAY | 0 | 16 507 | - | 0 | 28 711 | - |
| SWEDEN | 229 | 0 | -100,00 | 530 | 0 | -100,00 |
| SPAIN | 25 199 | 25 200 | 0,00 | 47 683 | 47 665 | -0,04 |
| BULGARIA | 12 623 | 0 | -100,00 | 23 491 | 0 | -100,00 |
| CZECH REPUBLIC | 0 | 1 | - | 0 | 46 | - |
| -BUAH/SAYURAN OLAHAN | 455 310 171 | 442 552 199 | -2,80 | 325 289 167 | 341 047 473 | 4,84 |
| JAPAN | 15 157 717 | 15 301 932 | 0,95 | 14 304 666 | 14 752 834 | 3,13 |
| HONG KONG | 1 619 362 | 1 757 947 | 8,56 | 1 820 589 | 1 923 547 | 5,66 |
| KOREA, DEMOCRATIC PEOPLE'S RI | 0 | 13 165 | - | 0 | 44 593 | - |
| KOREA, REPUBLIC OF | 5 436 906 | 4 889 498 | -10,07 | 3 517 545 | 4 480 014 | 27,36 |
| TAIWAN | 5 629 059 | 2 258 984 | -59,87 | 3 690 930 | 3 888 950 | 5,37 |
| CHINA | 15 355 679 | 19 605 877 | 27,68 | 4 119 863 | 6 276 390 | 52,34 |
| PAPUA NEW GUINEA | 2 852 | 6 681 | 134,26 | 8 099 | 18 848 | 132,72 |
| THAILAND | 416 914 | 1 536 842 | 268,62 | 193 230 | 446 608 | 131,13 |
| SINGAPORE | 40 683 150 | 39 547 854 | -2,79 | 36 066 862 | 40 465 307 | 12,20 |
| PHILIPPINES | 10 078 064 | 19 498 568 | 93,48 | 3 119 100 | 6 531 092 | 109,39 |
| MALAYSIA | 86 865 743 | 97 320 405 | 12,04 | 14 511 578 | 16 108 976 | 11,01 |
| BRUNEI DARUSSALAM | 249 427 | 189 817 | -23,90 | 323 701 | 325 158 | 0,45 |
| NEPAL | 39 322 | 0 | -100,00 | 18 257 | 0 | -100,00 |
| VIET NAM | 24 640 100 | 27 738 170 | 12,57 | 24 751 615 | 39 734 849 | 60,53 |
| MALDIVES | 25 973 | 18 355 | -29,33 | 47 920 | 39 309 | -17,97 |
| INDIA | 45 364 748 | 16 768 087 | -63,04 | 45 656 886 | 18 845 988 | -58,72 |
| PAKISTAN | 6 230 920 | 4 255 794 | -31,70 | 3 040 860 | 1 335 775 | -56,07 |
| BANGLADESH | 980 754 | 6 147 054 | 526,77 | 504 516 | 4 232 541 | 738,93 |
| SRI LANKA | 0 | 203 750 | - | 0 | 196 234 | - |
| IRAQ | 18 291 | 58 727 | 221,07 | 18 831 | 78 410 | 316,39 |
| IRAN (ISLAMIC REPUBLIC OF) | 743 273 | 473 419 | -36,31 | 625 222 | 581 196 | -7,04 |
| SAUDI ARABIA | 2 367 830 | 2 299 617 | -2,88 | 2 794 574 | 2 445 755 | -12,48 |
| ISRAEL | 2 151 860 | 1 436 290 | -33,25 | 1 856 757 | 1 882 030 | 1,36 |

TABEL 5. PERKEMBANGAN EKSPOR INDONESIA MENURUT KOMODITI DAN NEGARA TUJUAN

| JENIS BARANG | BERAT BERSIH (KG) | | PERUB | NILAI FOB (US \$) | | PERUB |
|------------------------|-------------------|--------------|----------|-------------------|--------------|----------|
| | JAN-DES 2009 | JAN-DES 2010 | % | JAN-DES 2009 | JAN-DES 2010 | % |
| | (1) | (2) | (3) | (4) | (5) | (6) |
| KUWAIT | 258 865 | 271 292 | 4,80 | 337 339 | 287 597 | -14,75 |
| JORDAN | 855 411 | 857 105 | 0,20 | 1 689 975 | 1 872 789 | 10,82 |
| LEBANON | 326 333 | 327 953 | 0,50 | 1 159 907 | 317 814 | -72,60 |
| YEMEN | 136 084 | 61 159 | -55,06 | 137 515 | 74 387 | -45,91 |
| OMAN | 16 650 | 19 941 | 19,77 | 22 365 | 28 646 | 28,08 |
| SYRIA ARAB REPUBLIC | 590 236 | 383 673 | -35,00 | 1 437 489 | 1 750 854 | 21,80 |
| TURKEY | 1 562 629 | 1 515 947 | -2,99 | 1 406 986 | 1 721 621 | 22,36 |
| UNITED ARAB EMIRATES | 2 521 504 | 1 972 620 | -21,77 | 2 401 188 | 2 413 094 | 0,50 |
| QATAR | 199 240 | 267 019 | 34,02 | 260 539 | 336 533 | 29,17 |
| BAHRAIN | 344 453 | 384 407 | 11,60 | 338 882 | 466 265 | 37,59 |
| CYPRUS | 48 500 | 0 | -100,00 | 27 500 | 0 | -100,00 |
| EGYPT | 1 097 759 | 1 342 301 | 22,28 | 930 327 | 1 201 114 | 29,11 |
| LIBYAN ARAB JAMAHIRIYA | 236 507 | 0 | -100,00 | 220 082 | 0 | -100,00 |
| MOROCCO | 425 500 | 64 159 | -84,92 | 356 155 | 122 698 | -65,55 |
| TUNISIA | 38 500 | 153 161 | 297,82 | 15 250 | 852 483 | 5 490,05 |
| ALGERIA | 100 000 | 0 | -100,00 | 60 000 | 0 | -100,00 |
| SUDAN | 30 482 | 26 000 | -14,70 | 29 827 | 24 440 | -18,06 |
| MADAGASCAR | 13 | 0 | -100,00 | 21 | 0 | -100,00 |
| KENYA | 13 000 | 26 001 | 100,01 | 2 500 | 5 032 | 101,28 |
| MOZAMBIQUE | 25 255 | 75 000 | 196,97 | 23 646 | 76 575 | 223,84 |
| GUINEA | 19 200 | 39 367 | 105,04 | 80 000 | 164 000 | 105,00 |
| ANGOLA | 182 000 | 207 000 | 13,74 | 130 310 | 272 770 | 109,32 |
| NIGERIA | 75 405 | 82 082 | 8,85 | 122 102 | 116 343 | -4,72 |
| SIERRA LEONE | 0 | 19 680 | - | 0 | 82 000 | - |
| BENIN | 1 457 | 0 | -100,00 | 900 | 0 | -100,00 |
| GAMBIA | 0 | 49 200 | - | 0 | 205 000 | - |
| UGANDA | 2 226 | 75 816 | 3 305,93 | 3 538 | 109 389 | 2 991,83 |
| SOUTH AFRICA | 2 161 894 | 1 247 576 | -42,29 | 1 786 348 | 1 471 952 | -17,60 |
| MALAWI | 1 890 | 5 734 | 203,39 | 7 455 | 3 423 | -54,08 |
| MAURITIUS | 106 137 | 96 576 | -9,01 | 96 024 | 104 650 | 8,98 |
| AUSTRALIA | 2 793 000 | 3 795 214 | 35,88 | 3 528 400 | 5 291 629 | 49,97 |
| NEW ZEALAND | 347 148 | 689 620 | 98,65 | 339 208 | 731 667 | 115,70 |
| VANUATU | 111 | 1 474 | 1 227,93 | 435 | 708 | 62,76 |
| AMERICAN SAMOA | 8 026 | 11 490 | 43,16 | 12 447 | 7 076 | -43,15 |
| COOK ISLANDS | 0 | 3 120 | - | 0 | 9 800 | - |
| FIJI | 2 085 | 461 | -77,89 | 3 211 | 842 | -73,78 |
| SAMOA | 818 | 0 | -100,00 | 1 880 | 0 | -100,00 |
| SOLOMON ISLANDS | 0 | 74 700 | - | 0 | 13 610 | - |
| TONGA | 3 447 | 846 | -75,46 | 3 501 | 1 002 | -71,38 |
| EAST TIMOR | 79 493 | 138 512 | 74,24 | 43 976 | 94 132 | 114,05 |
| UNITED STATES | 63 813 767 | 56 685 088 | -11,17 | 63 249 878 | 58 126 568 | -8,10 |
| CANADA | 676 962 | 664 856 | -1,79 | 846 218 | 852 101 | 0,70 |
| MEXICO | 761 644 | 1 507 435 | 97,92 | 533 182 | 1 163 107 | 118,14 |
| PANAMA | 45 817 | 43 579 | -4,88 | 48 287 | 50 469 | 4,52 |
| SURINAME | 4 167 | 16 514 | 296,30 | 5 480 | 6 315 | 15,24 |
| CHILE | 2 039 710 | 1 772 454 | -13,10 | 1 491 326 | 1 296 755 | -13,05 |
| ARGENTINA | 6 393 508 | 9 621 958 | 50,50 | 4 789 840 | 8 343 404 | 74,19 |
| BRAZIL | 1 691 848 | 1 813 158 | 7,17 | 1 420 689 | 2 119 883 | 49,22 |
| COLOMBIA | 0 | 89 384 | - | 0 | 89 220 | - |
| BOLIVIA | 12 500 | 0 | -100,00 | 10 625 | 0 | -100,00 |
| URUGUAY | 845 780 | 772 474 | -8,67 | 696 427 | 896 860 | 28,78 |
| PARAGUAY | 638 000 | 477 100 | -25,22 | 517 423 | 465 116 | -10,11 |
| PERU | 832 366 | 704 339 | -15,38 | 505 021 | 703 192 | 39,24 |
| GUYANA | 0 | 573 | - | 0 | 2 049 | - |
| BAHAMAS | 0 | 16 320 | - | 0 | 14 054 | - |
| PUERTO RICO | 374 557 | 137 494 | -63,29 | 409 281 | 150 746 | -63,17 |
| DOMINICAN REPUBLIC | 25 000 | 50 000 | 100,00 | 20 375 | 52 285 | 156,61 |
| COSTA RICA | 117 403 | 168 000 | 43,10 | 88 313 | 184 377 | 108,78 |
| CAPE VERDE | 75 000 | 0 | -100,00 | 68 158 | 0 | -100,00 |
| MARTINIQUE | 96 597 | 109 414 | 13,27 | 138 308 | 141 934 | 2,62 |
| GUADELOUPE | 25 000 | 0 | -100,00 | 18 625 | 0 | -100,00 |
| UNITED KINGDOM | 3 105 634 | 2 892 963 | -6,85 | 2 875 772 | 2 837 611 | -1,33 |
| NETHERLANDS | 21 845 243 | 25 009 925 | 14,49 | 10 294 776 | 14 478 824 | 40,64 |
| FRANCE | 6 152 761 | 4 357 717 | -29,17 | 5 947 038 | 4 192 426 | -29,50 |
| GERMANY, FED. REP. OF | 25 952 375 | 18 878 888 | -27,26 | 16 704 043 | 16 735 164 | 0,19 |
| AUSTRIA | 2 147 722 | 1 489 319 | -30,66 | 1 651 430 | 1 315 610 | -20,34 |
| BELGIUM | 1 780 948 | 1 495 488 | -16,03 | 2 045 854 | 1 641 579 | -19,76 |
| SWITZERLAND | 765 860 | 1 297 826 | 69,46 | 1 405 270 | 2 367 571 | 68,48 |
| DENMARK | 558 334 | 187 620 | -66,40 | 509 609 | 262 742 | -48,44 |
| NORWAY | 1 412 555 | 1 814 027 | 28,42 | 1 549 705 | 2 077 842 | 34,08 |
| SWEDEN | 903 110 | 766 543 | -15,12 | 701 799 | 614 764 | -12,40 |
| FINLAND | 3 870 027 | 3 686 265 | -4,75 | 3 664 858 | 2 947 663 | -19,57 |
| ITALY | 3 495 619 | 3 400 757 | -2,71 | 3 041 838 | 3 788 178 | 24,54 |
| SPAIN | 18 515 257 | 16 480 403 | -10,99 | 16 712 737 | 18 497 876 | 10,68 |
| PORTUGAL | 270 750 | 189 250 | -30,10 | 245 075 | 196 825 | -19,69 |
| ICELAND | 18 706 | 57 866 | 209,34 | 16 000 | 61 013 | 281,33 |
| GREECE | 1 334 868 | 946 132 | -29,12 | 1 055 619 | 857 741 | -18,75 |
| HUNGARY | 293 392 | 342 039 | 16,58 | 232 160 | 402 131 | 73,21 |

TABEL 5. PERKEMBANGAN EKSPOR INDONESIA MENURUT KOMODITI DAN NEGARA TUJUAN

| JENIS BARANG | BERAT BERSIH (KG) | | PERUB | NILAI FOB (US \$) | | PERUB |
|------------------------------|--------------------|--------------------|--------------|-------------------|-------------------|--------------|
| | JAN-DES 2009 | JAN-DES 2010 | % | JAN-DES 2009 | JAN-DES 2010 | % |
| | (1) | (2) | (3) | (4) | (5) | (6) |
| POLAND | 969 259 | 1 978 091 | 104,08 | 820 867 | 2 218 524 | 170,27 |
| ROMANIA | 246 636 | 26 000 | -89,46 | 173 564 | 5 000 | -97,12 |
| BULGARIA | 214 000 | 81 400 | -61,96 | 163 280 | 82 500 | -49,47 |
| ALBANIA | 25 500 | 13 000 | -49,02 | 14 063 | 2 500 | -82,22 |
| AZERBAIJAN | 26 000 | 8 100 | -68,85 | 23 400 | 6 885 | -70,58 |
| BELARUS | 13 041 | 31 846 | 144,20 | 7 825 | 31 937 | 308,14 |
| KAZAKHSTAN | 0 | 26 000 | - | 0 | 32 760 | - |
| UKRAINE | 690 673 | 1 256 712 | 81,95 | 545 856 | 1 059 649 | 94,13 |
| LITHUANIA | 97 037 | 71 824 | -25,98 | 69 160 | 60 609 | -12,36 |
| LATVIA | 100 625 | 192 424 | 91,23 | 34 718 | 286 501 | 725,22 |
| ESTONIA | 60 372 | 0 | -100,00 | 34 438 | 0 | -100,00 |
| GEORGIA | 39 000 | 117 000 | 200,00 | 7 500 | 84 850 | 1 031,33 |
| CROATIA | 358 448 | 330 644 | -7,76 | 206 240 | 326 214 | 58,17 |
| BOSNIA AND HERZEGOVINA | 0 | 25 000 | - | 0 | 35 500 | - |
| SLOVAKIA | 92 000 | 0 | -100,00 | 20 240 | 0 | -100,00 |
| SLOVENIA | 226 046 | 581 440 | 157,22 | 116 918 | 392 720 | 235,89 |
| CZECH REPUBLIC | 163 131 | 187 371 | 14,86 | 106 898 | 136 091 | 27,31 |
| RUSSIA FEDERATION | 2 426 414 | 4 069 140 | 67,70 | 1 424 332 | 3 484 899 | 144,67 |
| -MINUMAN OLAHAN | 118 655 711 | 137 247 083 | 15,67 | 62 134 980 | 84 164 852 | 35,45 |
| JAPAN | 19 528 000 | 14 097 881 | -27,81 | 11 203 944 | 10 593 279 | -5,45 |
| HONG KONG | 6 165 350 | 7 059 381 | 14,50 | 5 551 388 | 4 898 232 | -11,77 |
| KOREA, REPUBLIC OF | 2 072 059 | 69 261 | -96,66 | 1 253 130 | 246 914 | -80,30 |
| TAIWAN | 1 355 418 | 2 590 144 | 91,10 | 1 189 428 | 1 948 670 | 63,83 |
| CHINA | 20 539 | 5 721 579 | 27 757,14 | 72 599 | 3 411 975 | 4 599,75 |
| MONGOLIA | 12 299 | 0 | -100,00 | 13 814 | 0 | -100,00 |
| MACAU | 0 | 212 180 | - | 0 | 157 668 | - |
| PAPUA NEW GUINEA | 1 034 664 | 1 415 085 | 36,77 | 372 426 | 460 749 | 23,72 |
| THAILAND | 1 546 412 | 1 263 383 | -18,30 | 1 049 425 | 1 058 203 | 0,84 |
| SINGAPORE | 18 696 249 | 20 361 950 | 8,91 | 8 317 070 | 11 989 815 | 44,16 |
| PHILIPPINES | 5 182 242 | 19 755 278 | 281,21 | 3 431 203 | 14 538 863 | 323,72 |
| MALAYSIA | 5 684 308 | 5 063 615 | -10,92 | 4 916 172 | 5 378 445 | 9,40 |
| MYANMAR (FORM. BURMA) | 0 | 153 | - | 0 | 117 | - |
| CAMBODIA | 197 144 | 106 090 | -46,19 | 143 982 | 80 432 | -44,14 |
| BRUNEI DARUSSALAM | 2 644 400 | 2 428 511 | -8,16 | 1 346 876 | 1 527 543 | 13,41 |
| VIET NAM | 1 731 089 | 9 700 249 | 460,36 | 2 531 685 | 3 991 374 | 57,66 |
| MALDIVES | 154 112 | 58 870 | -61,80 | 143 923 | 60 972 | -57,64 |
| INDIA | 257 451 | 3 397 | -98,68 | 156 428 | 2 658 | -98,30 |
| PAKISTAN | 32 034 | 18 504 | -42,24 | 23 138 | 36 696 | 58,60 |
| SRI LANKA | 0 | 50 880 | - | 0 | 85 120 | - |
| IRAN (ISLAMIC REPUBLIC OF) | 0 | 1 788 | - | 0 | 4 080 | - |
| SAUDI ARABIA | 511 093 | 648 122 | 26,81 | 146 801 | 307 244 | 109,29 |
| KUWAIT | 262 | 642 | 145,04 | 600 | 3 763 | 527,17 |
| JORDAN | 9 302 | 32 795 | 252,56 | 10 637 | 96 066 | 803,13 |
| LEBANON | 0 | 25 600 | - | 0 | 27 440 | - |
| YEMEN | 0 | 157 | - | 0 | 990 | - |
| OMAN | 0 | 607 770 | - | 0 | 340 777 | - |
| UNITED ARAB EMIRATES | 7 732 993 | 1 418 784 | -81,65 | 6 562 530 | 2 678 261 | -59,19 |
| QATAR | 49 375 | 181 624 | 267,85 | 21 064 | 85 138 | 304,19 |
| BAHRAIN | 0 | 18 276 | - | 0 | 12 091 | - |
| EGYPT | 29 315 | 45 527 | 55,30 | 17 745 | 30 283 | 70,66 |
| LIBYAN ARAB JAMAHIRIYA | 21 716 | 0 | -100,00 | 75 994 | 0 | -100,00 |
| ALGERIA | 62 180 | 0 | -100,00 | 37 800 | 0 | -100,00 |
| SUDAN | 17 680 | 0 | -100,00 | 14 275 | 0 | -100,00 |
| TANZANIA, UNITED REPUBLIC OF | 12 000 | 0 | -100,00 | 1 570 | 0 | -100,00 |
| MADAGASCAR | 453 | 9 347 | 1 963,36 | 120 | 1 641 | 1 267,50 |
| KENYA | 47 194 | 31 064 | -34,18 | 29 869 | 25 882 | -13,35 |
| MOZAMBIQUE | 136 | 0 | -100,00 | 72 | 0 | -100,00 |
| TOGO | 2 255 | 1 099 | -51,26 | 2 354 | 2 533 | 7,60 |
| GHANA | 12 800 | 25 600 | 100,00 | 12 080 | 28 800 | 138,41 |
| GUINEA | 68 486 | 19 | -99,97 | 64 154 | 6 | -99,99 |
| ANGOLA | 17 502 | 0 | -100,00 | 16 479 | 0 | -100,00 |
| CAMEROON | 13 | 14 207 | 109 184,62 | 17 | 16 295 | 95 752,94 |
| NIGERIA | 18 | 43 841 | 243 461,11 | 55 | 109 127 | 198 312,73 |
| SIERRA LEONE | 13 094 | 21 912 | 67,34 | 14 490 | 26 843 | 85,25 |
| COTE D'IVOIRE | 662 | 5 719 | 763,90 | 2 160 | 16 022 | 641,76 |
| SENEGAL | 62 | 116 | 87,10 | 57 | 104 | 82,46 |
| MALI | 1 | 0 | -100,00 | 2 | 0 | -100,00 |
| BENIN | 48 304 | 87 172 | 80,47 | 39 388 | 31 594 | -19,79 |
| GAMBIA | 2 200 | 1 436 | -34,73 | 5 802 | 6 288 | 8,38 |
| SEYCHELLES | 2 299 | 3 126 | 35,97 | 6 750 | 10 218 | 51,38 |
| NIGER | 0 | 65 259 | - | 0 | 17 508 | - |
| SOUTH AFRICA | 0 | 4 782 | - | 0 | 2 745 | - |
| MAURITIUS | 40 016 | 0 | -100,00 | 31 895 | 0 | -100,00 |
| AUSTRALIA | 15 722 997 | 9 156 254 | -41,77 | 3 263 059 | 5 935 125 | 81,89 |
| NEW ZEALAND | 5 309 | 21 933 | 313,13 | 14 106 | 47 448 | 236,37 |
| MICRONESIA, FEDERATED STATES | 3 593 | 6 731 | 87,34 | 2 564 | 3 426 | 33,62 |
| GUAM | 17 726 | 84 100 | 374,44 | 2 216 | 10 800 | 387,36 |

TABEL 5. PERKEMBANGAN EKSPOR INDONESIA MENURUT KOMODITI DAN NEGARA TUJUAN

| JENIS BARANG | BERAT BERSIH (KG) | | PERUB | NILAI FOB (US \$) | | PERUB |
|-----------------------------------|-------------------|-------------------|--------------|--------------------|--------------------|--------------|
| | JAN-DES 2009 | JAN-DES 2010 | % | JAN-DES 2009 | JAN-DES 2010 | % |
| (1) | (2) | (3) | (4) | (5) | (6) | (7) |
| NEW CALEDONIA | 4 330 | 19 928 | 360,23 | 5 279 | 4 646 | -11,99 |
| NORTHERN MARIANA ISLANDS | 3 992 | 1 253 | -68,61 | 12 152 | 3 499 | -71,21 |
| VANUATU | 53 936 | 85 344 | 58,23 | 18 140 | 24 715 | 36,25 |
| AMERICAN SAMOA | 184 456 | 183 355 | -0,60 | 115 866 | 118 097 | 1,93 |
| COOK ISLANDS | 0 | 18 013 | - | 0 | 2 240 | - |
| FIJI | 6 498 | 0 | -100,00 | 3 314 | 0 | -100,00 |
| KIRIBATI | 52 | 2 346 | 4 411,54 | 121 | 3 331 | 2 652,89 |
| MARSHALL ISLANDS | 27 607 | 35 511 | 28,63 | 13 877 | 5 048 | -63,62 |
| SAMOA | 19 | 12 888 | 67 731,58 | 36 | 12 821 | 35 513,89 |
| SOLOMON ISLANDS | 442 984 | 1 259 708 | 184,37 | 176 017 | 283 489 | 61,06 |
| TONGA | 16 593 | 77 137 | 364,88 | 16 787 | 12 606 | -24,91 |
| CHRISTMAS ISLANDS | 0 | 12 | - | 0 | 490 | - |
| EAST TIMOR | 25 815 413 | 31 774 736 | 23,08 | 8 440 915 | 12 398 927 | 46,89 |
| UNITED STATES | 696 274 | 831 062 | 19,36 | 291 442 | 510 080 | 75,02 |
| CANADA | 2 087 | 4 508 | 116,00 | 3 494 | 8 791 | 151,60 |
| SURINAME | 918 | 0 | -100,00 | 1 528 | 0 | -100,00 |
| PUERTO RICO | 0 | 7 | - | 0 | 188 | - |
| BELIZE | 0 | 1 073 | - | 0 | 1 375 | - |
| BERMUDA | 0 | 36 358 | - | 0 | 5 461 | - |
| FRENCH POLYNESIA | 0 | 21 | - | 0 | 12 | - |
| UNITED KINGDOM | 20 029 | 0 | -100,00 | 9 932 | 0 | -100,00 |
| NETHERLANDS | 383 410 | 194 716 | -49,21 | 725 135 | 368 005 | -49,25 |
| FRANCE | 0 | 1 270 | - | 0 | 1 288 | - |
| GERMANY, FED. REP. OF | 1 911 | 126 | -93,41 | 2 602 | 283 | -89,12 |
| AUSTRIA | 1 756 | 1 368 | -22,10 | 2 537 | 974 | -61,61 |
| NORWAY | 18 662 | 8 986 | -51,85 | 24 028 | 11 569 | -51,85 |
| IRELAND | 246 | 323 | 31,30 | 126 | 219 | 73,81 |
| PORTUGAL | 203 007 | 146 089 | -28,04 | 148 759 | 28 728 | -80,69 |
| MONTSERRAT | 6 725 | 0 | -100,00 | 9 557 | 0 | -100,00 |
| ANDORRA | 0 | 9 750 | - | 0 | 11 570 | - |
| CZECH REPUBLIC | 0 | 2 | - | 0 | 137 | - |
| -ROKOK DAN TEMBAKAU OLAHAN | 77 994 727 | 89 202 326 | 14,37 | 502 061 688 | 598 860 694 | 19,28 |
| JAPAN | 142 341 | 116 165 | -18,39 | 1 423 531 | 1 399 313 | -1,70 |
| HONG KONG | 39 671 | 46 177 | 16,40 | 442 429 | 326 808 | -26,13 |
| KOREA, REPUBLIC OF | 47 851 | 11 661 | -75,63 | 222 618 | 64 514 | -71,02 |
| TAIWAN | 18 087 | 10 589 | -41,46 | 129 498 | 86 053 | -33,55 |
| CHINA | 12 778 | 457 187 | 3 477,92 | 69 860 | 917 854 | 1 213,85 |
| MACAU | 936 | 407 | -56,52 | 12 641 | 5 530 | -56,25 |
| PAPUA NEW GUINEA | 0 | 6 061 | - | 0 | 68 311 | - |
| THAILAND | 5 566 823 | 3 595 664 | -35,41 | 30 465 819 | 21 343 180 | -29,94 |
| SINGAPORE | 6 357 954 | 6 326 268 | -0,50 | 62 854 288 | 69 585 509 | 10,71 |
| PHILIPPINES | 1 436 670 | 3 295 417 | 129,38 | 11 590 103 | 18 574 494 | 60,26 |
| MALAYSIA | 13 892 457 | 18 193 435 | 30,96 | 120 910 127 | 173 319 269 | 43,35 |
| CAMBODIA | 29 419 799 | 29 572 887 | 0,52 | 158 335 189 | 171 391 801 | 8,25 |
| BRUNEI DARUSSALAM | 36 450 | 62 386 | 71,16 | 284 080 | 559 703 | 97,02 |
| LAO PEOPLE'S DEMOCRATIC REPU | 0 | 58 | - | 0 | 528 | - |
| VIET NAM | 1 453 171 | 1 081 668 | -25,56 | 13 420 461 | 13 483 202 | 0,47 |
| INDIA | 20 154 | 35 199 | 74,65 | 191 843 | 336 662 | 75,49 |
| PAKISTAN | 118 865 | 67 | -99,94 | 766 478 | 480 | -99,94 |
| BANGLADESH | 30 | 78 621 | 261 970,00 | 75 | 401 428 | 535 137,33 |
| SRI LANKA | 0 | 2 100 | - | 0 | 23 095 | - |
| IRAQ | 329 | 1 890 | 474,47 | 9 700 | 33 420 | 244,54 |
| IRAN (ISLAMIC REPUBLIC OF) | 5 638 | 56 890 | 909,05 | 62 999 | 491 447 | 680,09 |
| SAUDI ARABIA | 226 707 | 309 364 | 36,46 | 3 203 723 | 4 557 928 | 42,27 |
| JORDAN | 72 867 | 119 | -99,84 | 307 666 | 564 | -99,82 |
| LEBANON | 274 101 | 185 252 | -32,41 | 1 149 616 | 838 947 | -27,02 |
| TURKEY | 1 903 363 | 2 198 702 | 15,52 | 8 024 798 | 8 908 364 | 11,01 |
| UNITED ARAB EMIRATES | 191 320 | 298 798 | 56,18 | 1 192 768 | 2 456 079 | 105,91 |
| QATAR | 5 564 | 6 650 | 19,52 | 50 035 | 58 628 | 17,17 |
| BAHRAIN | 1 591 | 2 568 | 61,41 | 17 307 | 27 416 | 58,41 |
| CYPRUS | 1 616 | 59 | -96,35 | 44 518 | 2 888 | -93,51 |
| EGYPT | 418 885 | 1 357 885 | 224,17 | 934 161 | 3 361 987 | 259,89 |
| MOROCCO | 71 280 | 0 | -100,00 | 220 968 | 0 | -100,00 |
| TUNISIA | 1 000 | 22 | -97,80 | 16 000 | 7 | -99,96 |
| SUDAN | 0 | 296 994 | - | 0 | 756 000 | - |
| TANZANIA, UNITED REPUBLIC OF | 5 300 | 0 | -100,00 | 60 000 | 0 | -100,00 |
| KENYA | 39 599 | 9 600 | -75,76 | 232 068 | 28 800 | -87,59 |
| NIGERIA | 217 800 | 99 000 | -54,55 | 1 134 738 | 452 430 | -60,13 |
| SENEGAL | 60 023 | 9 600 | -84,01 | 93 036 | 10 560 | -88,65 |
| SOUTH AFRICA | 504 388 | 1 432 158 | 183,94 | 2 656 023 | 4 780 321 | 79,98 |
| MAURITIUS | 1 384 | 1 056 | -23,70 | 21 870 | 17 856 | -18,35 |
| AUSTRALIA | 502 885 | 629 654 | 25,21 | 1 542 617 | 2 587 388 | 67,73 |
| NEW ZEALAND | 0 | 19 | - | 0 | 71 | - |
| VANUATU | 1 746 | 0 | -100,00 | 10 937 | 0 | -100,00 |
| EAST TIMOR | 432 568 | 646 901 | 49,55 | 5 378 596 | 7 579 104 | 40,91 |
| UNITED STATES | 4 864 529 | 4 745 473 | -2,45 | 16 111 512 | 14 603 630 | -9,36 |
| CANADA | 298 250 | 3 774 | -98,73 | 1 783 834 | 67 011 | -96,24 |

TABEL 5. PERKEMBANGAN EKSPOR INDONESIA MENURUT KOMODITI DAN NEGARA TUJUAN

| JENIS BARANG | BERAT BERSIH (KG) | | PERUB | NILAI FOB (US \$) | | PERUB |
|------------------------------|-------------------|------------------|-------------------|-------------------|-------------------|------------------|
| | JAN-DES 2009 | JAN-DES 2010 | % | JAN-DES 2009 | JAN-DES 2010 | % |
| | (1) | (2) | (3) | (4) | (5) | (6) |
| HONDURAS | 18 304 | 38 127 | 108,30 | 143 509 | 229 002 | 59,57 |
| NICARAGUA | 28 819 | 65 039 | 125,68 | 190 020 | 340 991 | 79,45 |
| PANAMA | 4 284 | 9 461 | 120,85 | 68 460 | 109 900 | 60,53 |
| CHILE | 9 669 | 1 854 | -80,83 | 85 043 | 16 350 | -80,77 |
| ARGENTINA | 704 | 110 | -84,38 | 9 040 | 3 452 | -61,81 |
| BRAZIL | 225 757 | 231 730 | 2,65 | 1 278 543 | 1 733 511 | 35,58 |
| COLOMBIA | 0 | 840 | - | 0 | 908 | - |
| BOLIVIA | 5 178 | 0 | -100,00 | 59 750 | 0 | -100,00 |
| URUGUAY | 456 | 0 | -100,00 | 4 475 | 0 | -100,00 |
| PARAGUAY | 552 710 | 1 359 160 | 145,91 | 4 546 737 | 6 353 934 | 39,75 |
| PERU | 3 217 | 249 | -92,26 | 20 540 | 1 173 | -94,29 |
| TRINIDAD AND TOBAGO | 0 | 45 239 | - | 0 | 174 086 | - |
| BAHAMAS | 248 | 268 | 8,06 | 2 802 | 5 750 | 105,21 |
| PUERTO RICO | 1 062 000 | 377 951 | -64,41 | 1 970 447 | 814 103 | -58,68 |
| DOMINICAN REPUBLIC | 9 287 | 29 636 | 219,11 | 82 111 | 112 482 | 36,99 |
| ARUBA | 766 | 263 | -65,67 | 6 580 | 1 414 | -78,51 |
| UNITED KINGDOM | 115 817 | 357 732 | 208,88 | 661 021 | 1 689 646 | 155,61 |
| NETHERLANDS | 576 382 | 1 692 777 | 193,69 | 3 797 112 | 9 145 991 | 140,87 |
| FRANCE | 623 908 | 272 256 | -56,36 | 2 992 848 | 1 186 844 | -60,34 |
| GERMANY, FED. REP. OF | 1 172 643 | 3 003 142 | 156,10 | 7 298 943 | 15 318 663 | 109,88 |
| AUSTRIA | 1 857 | 1 688 | -9,10 | 30 510 | 29 186 | -4,34 |
| BELGIUM | 2 560 270 | 3 164 621 | 23,60 | 15 766 950 | 21 722 009 | 37,77 |
| SWITZERLAND | 17 306 | 20 320 | 17,42 | 39 451 | 102 413 | 159,60 |
| DENMARK | 169 360 | 221 347 | 30,70 | 2 307 424 | 2 593 933 | 12,42 |
| SWEDEN | 67 795 | 9 600 | -85,84 | 366 948 | 60 480 | -83,52 |
| FINLAND | 33 | 0 | -100,00 | 545 | 0 | -100,00 |
| IRELAND | 0 | 247 199 | - | 0 | 1 081 158 | - |
| ITALY | 149 379 | 487 289 | 226,21 | 291 968 | 1 052 583 | 260,51 |
| SPAIN | 225 899 | 253 992 | 12,44 | 1 053 595 | 1 095 799 | 4,01 |
| PORTUGAL | 29 007 | 4 679 | -83,87 | 380 000 | 68 000 | -82,11 |
| GREECE | 0 | 950 | - | 0 | 25 410 | - |
| HUNGARY | 40 457 | 2 829 | -93,01 | 249 320 | 47 368 | -81,00 |
| POLAND | 224 094 | 163 018 | -27,25 | 1 259 167 | 852 502 | -32,30 |
| ROMANIA | 82 097 | 11 800 | -85,63 | 471 534 | 96 367 | -79,56 |
| BELARUS | 126 594 | 0 | -100,00 | 213 182 | 0 | -100,00 |
| UKRAINE | 35 340 | 0 | -100,00 | 117 217 | 0 | -100,00 |
| UZBEKISTAN | 79 199 | 39 600 | -50,00 | 358 358 | 144 540 | -59,67 |
| LITHUANIA | 209 880 | 190 666 | -9,15 | 8 434 624 | 5 524 008 | -34,51 |
| GEORGIA | 0 | 395 | - | 0 | 11 810 | - |
| CZECH REPUBLIC | 2 659 | 2 963 | 11,43 | 28 135 | 45 047 | 60,11 |
| RUSSIA FEDERATION | 896 582 | 1 709 091 | 90,62 | 2 096 249 | 3 561 301 | 69,89 |
| -DAGING TERNAK | 5 416 253 | 4 924 679 | -9,08 | 20 822 226 | 22 638 871 | 8,72 |
| JAPAN | 1 733 | 2 625 | 51,47 | 30 757 | 22 267 | -27,60 |
| HONG KONG | 291 223 | 216 945 | -25,51 | 346 258 | 198 847 | -42,57 |
| KOREA, REPUBLIC OF | 40 332 | 39 694 | -1,58 | 140 180 | 125 635 | -10,38 |
| TAIWAN | 5 700 | 257 | -95,49 | 3 192 | 178 | -94,42 |
| CHINA | 171 838 | 177 627 | 3,37 | 305 967 | 273 076 | -10,75 |
| THAILAND | 0 | 100 | - | 0 | 100 | - |
| SINGAPORE | 328 662 | 17 600 | -94,64 | 171 557 | 8 096 | -95,28 |
| PHILIPPINES | 0 | 129 | - | 0 | 579 | - |
| MALAYSIA | 440 601 | 43 890 | -90,04 | 277 575 | 30 995 | -88,83 |
| MYANMAR (FORM. BURMA) | 0 | 100 | - | 0 | 100 | - |
| BRUNEI DARUSSALAM | 0 | 1 | - | 0 | 9 | - |
| VIET NAM | 15 600 | 18 964 | 21,56 | 15 600 | 16 119 | 3,33 |
| INDIA | 0 | 250 | - | 0 | 250 | - |
| UNITED ARAB EMIRATES | 0 | 103 | - | 0 | 55 | - |
| MICRONESIA, FEDERATED STATES | 397 | 0 | -100,00 | 624 | 0 | -100,00 |
| EAST TIMOR | 12 207 | 1 820 | -85,09 | 1 121 | 601 | -46,39 |
| UNITED STATES | 17 000 | 18 036 | 6,09 | 89 448 | 75 597 | -15,48 |
| CANADA | 20 244 | 39 600 | 95,61 | 114 510 | 244 372 | 113,41 |
| UNITED KINGDOM | 9 260 | 0 | -100,00 | 66 852 | 0 | -100,00 |
| NETHERLANDS | 17 250 | 0 | -100,00 | 70 225 | 0 | -100,00 |
| FRANCE | 746 129 | 1 046 845 | 40,30 | 3 779 234 | 5 882 846 | 55,66 |
| GERMANY, FED. REP. OF | 0 | 10 | - | 0 | 1 | - |
| BELGIUM | 3 267 068 | 3 258 003 | -0,28 | 15 260 326 | 15 543 739 | 1,86 |
| SWITZERLAND | 24 794 | 22 991 | -7,27 | 118 252 | 123 454 | 4,40 |
| SPAIN | 0 | 6 189 | - | 0 | 31 137 | - |
| PORTUGAL | 215 | 0 | -100,00 | 398 | 0 | -100,00 |
| ALBANIA | 0 | 8 400 | - | 0 | 33 668 | - |
| CROATIA | 6 000 | 4 500 | -25,00 | 30 150 | 27 150 | -9,95 |
| -DAGING UNGGAS | 48 | 315 344 | 656 866,67 | 1 387 | 189 685 | 13 575,92 |
| JAPAN | 34 | 2 | -94,12 | 187 | 220 | 17,65 |
| HONG KONG | 0 | 27 000 | - | 0 | 13 500 | - |
| CHINA | 0 | 25 000 | - | 0 | 30 000 | - |
| PHILIPPINES | 0 | 85 | - | 0 | 10 | - |
| VIET NAM | 0 | 263 060 | - | 0 | 131 530 | - |

TABEL 5. PERKEMBANGAN EKSPOR INDONESIA MENURUT KOMODITI DAN NEGARA TUJUAN

| JENIS BARANG | BERAT BERSIH (KG) | | PERUB | NILAI FOB (US \$) | | PERUB |
|------------------------------|--------------------|--------------------|-------------|--------------------|--------------------|-------------|
| | JAN-DES 2009 | JAN-DES 2010 | % | JAN-DES 2009 | JAN-DES 2010 | % |
| | (1) | (2) | (3) | (4) | (5) | (6) |
| JORDAN | 0 | 85 | - | 0 | 10 | - |
| UNITED ARAB EMIRATES | 0 | 55 | - | 0 | 415 | - |
| UNITED STATES | 14 | 57 | 307,14 | 1 200 | 14 000 | 1 066,67 |
| -IKAN OLAHAN | 203 552 982 | 216 301 752 | 6,26 | 821 887 137 | 871 663 315 | 6,06 |
| JAPAN | 34 213 904 | 36 278 780 | 6,04 | 155 709 203 | 165 319 608 | 6,17 |
| HONG KONG | 1 486 254 | 1 706 603 | 14,83 | 10 684 923 | 14 150 112 | 32,43 |
| KOREA, REPUBLIC OF | 9 450 714 | 9 068 879 | -4,04 | 14 744 981 | 15 110 354 | 2,48 |
| TAIWAN | 3 781 879 | 7 232 258 | 91,23 | 4 296 260 | 8 967 198 | 108,72 |
| CHINA | 1 722 048 | 1 317 972 | -23,46 | 3 361 740 | 3 333 794 | -0,83 |
| PAPUA NEW GUINEA | 0 | 494 401 | - | 0 | 804 119 | - |
| THAILAND | 6 726 221 | 9 891 712 | 47,06 | 8 262 797 | 11 731 869 | 41,98 |
| SINGAPORE | 7 062 445 | 5 412 173 | -23,37 | 14 400 128 | 15 456 934 | 7,34 |
| PHILIPPINES | 294 146 | 554 923 | 88,66 | 316 735 | 1 018 037 | 221,42 |
| MALAYSIA | 6 353 862 | 7 266 121 | 14,36 | 10 350 057 | 12 750 295 | 23,19 |
| CAMBODIA | 17 073 | 0 | -100,00 | 4 973 | 0 | -100,00 |
| BRUNEI DARUSSALAM | 52 223 | 16 248 | -68,89 | 57 052 | 23 240 | -59,27 |
| VIET NAM | 1 518 263 | 4 125 592 | 171,73 | 3 053 192 | 6 457 454 | 111,50 |
| MALDIVES | 1 304 | 1 113 | -14,65 | 3 110 | 3 048 | -1,99 |
| INDIA | 7 326 | 9 | -99,88 | 2 930 | 21 | -99,28 |
| PAKISTAN | 111 080 | 16 880 | -84,80 | 241 276 | 36 713 | -84,78 |
| SRI LANKA | 4 985 225 | 6 255 256 | 25,48 | 4 985 544 | 7 134 954 | 43,11 |
| IRAN (ISLAMIC REPUBLIC OF) | 303 143 | 239 319 | -21,05 | 971 572 | 883 368 | -9,08 |
| SAUDI ARABIA | 4 535 211 | 5 077 492 | 11,96 | 18 157 512 | 20 881 952 | 15,00 |
| ISRAEL | 103 728 | 404 710 | 290,16 | 329 856 | 966 626 | 193,04 |
| KUWAIT | 192 280 | 385 229 | 100,35 | 620 061 | 1 354 954 | 118,52 |
| JORDAN | 1 924 018 | 3 266 954 | 69,80 | 6 273 259 | 10 569 805 | 68,49 |
| LEBANON | 26 565 | 89 912 | 238,46 | 141 416 | 323 551 | 128,79 |
| YEMEN | 1 844 598 | 1 489 800 | -19,23 | 5 186 331 | 4 250 679 | -18,04 |
| OMAN | 15 095 | 30 910 | 104,77 | 54 250 | 75 443 | 39,07 |
| SYRIA ARAB REPUBLIC | 171 189 | 45 288 | -73,55 | 385 085 | 127 500 | -66,89 |
| TURKEY | 7 958 | 175 | -97,80 | 44 991 | 1 072 | -97,62 |
| UNITED ARAB EMIRATES | 140 276 | 431 646 | 207,71 | 770 733 | 1 559 348 | 102,32 |
| QATAR | 1 960 | 143 850 | 7 239,29 | 5 761 | 232 020 | 3 927,43 |
| BAHRAIN | 0 | 318 | - | 0 | 1 985 | - |
| CYPRUS | 10 011 | 21 419 | 113,95 | 29 968 | 61 965 | 106,77 |
| EGYPT | 1 121 952 | 635 518 | -43,36 | 3 208 777 | 1 557 311 | -51,47 |
| LIBYAN ARAB JAMAHIRIYA | 2 961 427 | 2 164 518 | -26,91 | 9 705 904 | 6 825 145 | -29,68 |
| MOROCCO | 199 890 | 49 655 | -75,16 | 435 223 | 189 515 | -56,46 |
| ALGERIA | 296 945 | 427 408 | 43,94 | 718 831 | 1 178 062 | 63,89 |
| NAMIBIA | 117 899 | 671 733 | 469,75 | 134 198 | 735 781 | 448,28 |
| TANZANIA, UNITED REPUBLIC OF | 105 664 | 208 018 | 96,87 | 119 620 | 280 320 | 134,34 |
| MADAGASCAR | 31 589 | 46 828 | 48,24 | 56 325 | 91 963 | 63,27 |
| KENYA | 0 | 15 096 | - | 0 | 45 000 | - |
| REUNION | 102 688 | 102 596 | -0,09 | 488 424 | 474 351 | -2,88 |
| MOZAMBIQUE | 172 822 | 0 | -100,00 | 221 528 | 0 | -100,00 |
| BOTSWANA | 33 548 | 155 025 | 362,10 | 75 460 | 195 262 | 158,76 |
| EQUATORIAL GUINEA | 234 997 | 212 250 | -9,68 | 416 560 | 502 100 | 20,53 |
| TOGO | 219 474 | 189 693 | -13,57 | 412 140 | 325 548 | -21,01 |
| GHANA | 2 824 383 | 3 052 561 | 8,08 | 4 411 018 | 5 311 857 | 20,42 |
| LIBERIA | 181 723 | 82 000 | -54,88 | 311 627 | 163 720 | -47,46 |
| GUINEA | 36 400 | 0 | -100,00 | 75 600 | 0 | -100,00 |
| ANGOLA | 1 244 028 | 1 270 539 | 2,13 | 1 454 933 | 1 775 850 | 22,06 |
| CONGO | 297 000 | 314 500 | 5,89 | 590 932 | 637 105 | 7,81 |
| CAMEROON | 875 959 | 519 498 | -40,69 | 1 472 828 | 1 109 064 | -24,70 |
| NIGERIA | 607 459 | 525 498 | -13,49 | 1 223 184 | 1 109 319 | -9,31 |
| SIERRA LEONE | 0 | 31 000 | - | 0 | 58 400 | - |
| GABON | 333 920 | 261 618 | -21,65 | 552 827 | 507 844 | -8,14 |
| COTE D'IVOIRE | 417 631 | 681 590 | 63,20 | 796 264 | 1 259 318 | 58,15 |
| SENEGAL | 0 | 10 639 | - | 0 | 22 916 | - |
| MAURITANIA | 54 000 | 17 500 | -67,59 | 129 600 | 42 000 | -67,59 |
| MALI | 0 | 35 000 | - | 0 | 84 000 | - |
| BENIN | 54 000 | 308 295 | 470,92 | 131 760 | 663 864 | 403,84 |
| GUINEA BISSAU | 0 | 17 500 | - | 0 | 43 820 | - |
| GAMBIA | 37 800 | 35 299 | -6,62 | 75 600 | 84 960 | 12,38 |
| SOUTH AFRICA | 2 355 436 | 872 181 | -62,97 | 3 388 882 | 1 273 657 | -62,42 |
| ZIMBABWE | 46 499 | 92 999 | 100,00 | 81 922 | 159 240 | 94,38 |
| ZAMBIA | 0 | 15 624 | - | 0 | 23 520 | - |
| MALAWI | 170 498 | 0 | -100,00 | 221 950 | 0 | -100,00 |
| COMOROS | 18 000 | 18 000 | 0,00 | 46 080 | 43 632 | -5,31 |
| MAURITIUS | 86 856 | 291 627 | 235,76 | 176 621 | 749 608 | 324,42 |
| AUSTRALIA | 3 139 510 | 2 540 931 | -19,07 | 22 433 953 | 17 353 473 | -22,65 |
| NEW ZEALAND | 54 008 | 143 763 | 166,19 | 133 153 | 308 684 | 131,83 |
| GUAM | 0 | 110 130 | - | 0 | 148 432 | - |
| NEW CALEDONIA | 1 065 | 98 | -90,80 | 3 678 | 180 | -95,11 |
| NORTHERN MARIANA ISLANDS | 0 | 73 | - | 0 | 134 | - |
| VANUATU | 17 799 | 0 | -100,00 | 19 115 | 0 | -100,00 |
| AMERICAN SAMOA | 68 646 | 75 480 | 9,96 | 92 284 | 284 240 | 208,01 |

TABEL 5. PERKEMBANGAN EKSPOR INDONESIA MENURUT KOMODITI DAN NEGARA TUJUAN

| JENIS BARANG | BERAT BERSIH (KG) | | PERUB | NILAI FOB (US \$) | | PERUB |
|------------------------------|-------------------|----------------|---------------|-------------------|----------------|---------------|
| | JAN-DES 2009 | JAN-DES 2010 | % | JAN-DES 2009 | JAN-DES 2010 | % |
| (1) | (2) | (3) | (4) | (5) | (6) | (7) |
| SAMOA | 749 148 | 383 285 | -48,84 | 814 132 | 431 883 | -46,95 |
| SOLOMON ISLANDS | 0 | 194 586 | - | 0 | 356 466 | - |
| EAST TIMOR | 1 317 142 | 916 361 | -30,43 | 1 772 076 | 1 436 825 | -18,92 |
| UNITED STATES | 62 579 204 | 64 874 581 | 3,67 | 365 818 024 | 388 453 079 | 6,19 |
| CANADA | 1 540 169 | 1 385 620 | -10,03 | 7 932 396 | 8 191 908 | 3,27 |
| MEXICO | 516 358 | 440 359 | -14,72 | 1 511 604 | 1 947 225 | 28,82 |
| CHILE | 17 289 | 0 | -100,00 | 25 425 | 0 | -100,00 |
| BRAZIL | 300 | 0 | -100,00 | 612 | 0 | -100,00 |
| COLOMBIA | 0 | 25 000 | - | 0 | 26 150 | - |
| URUGUAY | 0 | 7 000 | - | 0 | 10 500 | - |
| TRINIDAD AND TOBAGO | 125 000 | 780 000 | 524,00 | 135 855 | 812 504 | 498,07 |
| BAHAMAS | 18 831 | 87 768 | 366,08 | 41 171 | 169 883 | 312,63 |
| JAMAICA | 32 572 | 0 | -100,00 | 61 688 | 0 | -100,00 |
| PUERTO RICO | 648 799 | 385 337 | -40,61 | 3 807 113 | 2 748 755 | -27,80 |
| DOMINICAN REPUBLIC | 99 773 | 223 016 | 123,52 | 186 404 | 758 769 | 307,06 |
| HAITI | 34 638 | 34 884 | 0,71 | 48 987 | 50 040 | 2,15 |
| DOMINICA | 14 065 | 0 | -100,00 | 77 714 | 0 | -100,00 |
| MARTINIQUE | 46 967 | 132 649 | 182,43 | 167 148 | 475 622 | 184,55 |
| NETHERLANDS ANTILLES | 22 880 | 0 | -100,00 | 139 620 | 0 | -100,00 |
| GUADELOUPE | 0 | 54 862 | - | 0 | 178 080 | - |
| UNITED KINGDOM | 3 573 199 | 3 745 546 | 4,82 | 20 367 549 | 20 756 550 | 1,91 |
| NETHERLANDS | 5 619 601 | 4 713 633 | -16,12 | 29 464 842 | 31 273 499 | 6,14 |
| FRANCE | 1 309 393 | 1 714 268 | 30,92 | 4 053 577 | 4 998 782 | 23,32 |
| GERMANY, FED. REP. OF | 10 367 125 | 8 423 423 | -18,75 | 31 924 084 | 22 243 409 | -30,32 |
| AUSTRIA | 32 780 | 2 623 | -92,00 | 32 915 | 8 333 | -74,68 |
| BELGIUM | 4 465 137 | 2 972 209 | -33,44 | 22 521 182 | 14 985 071 | -33,46 |
| SWITZERLAND | 414 | 18 048 | 4 259,42 | 1 887 | 44 800 | 2 274,14 |
| DENMARK | 124 407 | 136 837 | 9,99 | 664 968 | 719 967 | 8,27 |
| NORWAY | 1 067 | 0 | -100,00 | 2 995 | 0 | -100,00 |
| SWEDEN | 53 769 | 57 368 | 6,69 | 476 851 | 342 337 | -28,21 |
| FINLAND | 9 020 | 41 379 | 358,75 | 101 024 | 120 541 | 19,32 |
| IRELAND | 18 448 | 0 | -100,00 | 39 264 | 0 | -100,00 |
| ITALY | 824 701 | 867 323 | 5,17 | 2 975 738 | 2 818 504 | -5,28 |
| SPAIN | 159 221 | 187 443 | 17,73 | 661 452 | 690 322 | 4,36 |
| PORTUGAL | 80 000 | 143 937 | 79,92 | 289 400 | 478 178 | 65,23 |
| GREECE | 67 208 | 40 580 | -39,62 | 278 249 | 217 155 | -21,96 |
| DEMOCRATIC REPUBLIC OF THE C | 2 073 222 | 2 232 941 | 7,70 | 3 443 586 | 4 227 855 | 22,77 |
| HUNGARY | 2 074 | 0 | -100,00 | 3 340 | 0 | -100,00 |
| POLAND | 34 207 | 241 708 | 606,60 | 133 098 | 553 510 | 315,87 |
| ROMANIA | 0 | 32 299 | - | 0 | 53 865 | - |
| BULGARIA | 294 480 | 227 286 | -22,82 | 920 608 | 593 903 | -35,49 |
| YUGOSLAVIA | 0 | 25 096 | - | 0 | 42 710 | - |
| ALBANIA | 46 035 | 123 345 | 167,94 | 127 530 | 333 796 | 161,74 |
| UKRAINE | 73 895 | 286 333 | 287,49 | 173 464 | 746 590 | 330,40 |
| LITHUANIA | 8 471 | 50 097 | 491,39 | 113 659 | 162 922 | 43,34 |
| CROATIA | 193 124 | 296 797 | 53,68 | 682 860 | 949 631 | 39,07 |
| MALTA | 14 580 | 0 | -100,00 | 42 165 | 0 | -100,00 |
| SLOVAKIA | 22 504 | 0 | -100,00 | 11 702 | 0 | -100,00 |
| SLOVENIA | 188 578 | 31 714 | -83,18 | 509 419 | 82 666 | -83,77 |
| CZECH REPUBLIC | 14 187 | 13 873 | -2,21 | 89 711 | 82 664 | -7,86 |
| RUSSIA FEDERATION | 537 486 | 2 282 115 | 324,59 | 1 977 552 | 8 880 853 | 349,08 |
| -BERAS GILING | 2 286 620 | 345 232 | -84,90 | 1 704 629 | 451 624 | -73,51 |
| HONG KONG | 207 | 0 | -100,00 | 313 | 0 | -100,00 |
| KOREA, REPUBLIC OF | 25 | 0 | -100,00 | 30 | 0 | -100,00 |
| TAIWAN | 92 400 | 0 | -100,00 | 64 680 | 0 | -100,00 |
| CHINA | 16 | 0 | -100,00 | 1 | 0 | -100,00 |
| SINGAPORE | 322 000 | 306 398 | -4,85 | 254 204 | 404 410 | 59,09 |
| MALAYSIA | 9 163 | 37 821 | 312,76 | 2 798 | 45 856 | 1 538,88 |
| SAUDI ARABIA | 1 278 | 0 | -100,00 | 810 | 0 | -100,00 |
| SYRIA ARAB REPUBLIC | 230 000 | 0 | -100,00 | 138 000 | 0 | -100,00 |
| TURKEY | 1 100 000 | 0 | -100,00 | 862 800 | 0 | -100,00 |
| UNITED ARAB EMIRATES | 20 832 | 0 | -100,00 | 11 978 | 0 | -100,00 |
| QATAR | 20 909 | 0 | -100,00 | 12 023 | 0 | -100,00 |
| KENYA | 45 000 | 0 | -100,00 | 21 645 | 0 | -100,00 |
| AUSTRALIA | 63 005 | 0 | -100,00 | 47 716 | 0 | -100,00 |
| NEW ZEALAND | 163 660 | 0 | -100,00 | 132 073 | 0 | -100,00 |
| UNITED STATES | 18 000 | 0 | -100,00 | 23 400 | 0 | -100,00 |
| PUERTO RICO | 200 000 | 0 | -100,00 | 132 000 | 0 | -100,00 |
| GERMANY, FED. REP. OF | 0 | 1 013 | - | 0 | 1 358 | - |
| ITALY | 125 | 0 | -100,00 | 158 | 0 | -100,00 |
| -KOPI OLAHAN | 158 639 | 59 789 | -62,31 | 356 702 | 172 999 | -51,50 |
| JAPAN | 38 | 9 000 | 23 584,21 | 866 | 50 580 | 5 740,65 |
| KOREA, REPUBLIC OF | 4 | 0 | -100,00 | 30 | 0 | -100,00 |
| TAIWAN | 1 108 | 0 | -100,00 | 5 796 | 0 | -100,00 |
| SINGAPORE | 54 000 | 0 | -100,00 | 166 250 | 0 | -100,00 |
| PHILIPPINES | 6 | 0 | -100,00 | 33 | 0 | -100,00 |

TABEL 5. PERKEMBANGAN EKSPOR INDONESIA MENURUT KOMODITI DAN NEGARA TUJUAN

| JENIS BARANG | BERAT BERSIH (KG) | | PERUB | NILAI FOB (US \$) | | PERUB |
|----------------------------|-------------------|------------------|---------------|-------------------|-------------------|--------------|
| | JAN-DES 2009 | JAN-DES 2010 | % | JAN-DES 2009 | JAN-DES 2010 | % |
| | (1) | (2) | (3) | (4) | (5) | (6) |
| MALAYSIA | 5 275 | 38 390 | 627,77 | 8 709 | 87 934 | 909,69 |
| KIRIBATI | 0 | 5 199 | - | 0 | 7 905 | - |
| SOLOMON ISLANDS | 0 | 7 200 | - | 0 | 26 580 | - |
| EAST TIMOR | 53 200 | 0 | -100,00 | 4 679 | 0 | -100,00 |
| UNITED STATES | 44 961 | 0 | -100,00 | 170 268 | 0 | -100,00 |
| CZECH REPUBLIC | 47 | 0 | -100,00 | 71 | 0 | -100,00 |
| -TEH OLAHAN | 9 266 408 | 7 968 387 | -14,01 | 27 205 004 | 28 943 741 | 6,39 |
| JAPAN | 157 994 | 110 508 | -30,06 | 463 758 | 440 081 | -5,11 |
| HONG KONG | 20 449 | 2 177 | -89,35 | 38 754 | 3 171 | -91,82 |
| KOREA, REPUBLIC OF | 5 117 | 8 065 | 57,61 | 9 169 | 9 398 | 2,50 |
| TAIWAN | 1 712 262 | 693 878 | -59,48 | 2 778 116 | 1 737 001 | -37,48 |
| CHINA | 153 000 | 1 400 | -99,08 | 153 477 | 35 000 | -77,20 |
| MONGOLIA | 23 295 | 26 180 | 12,38 | 135 513 | 165 029 | 21,78 |
| THAILAND | 67 451 | 38 797 | -42,48 | 310 684 | 238 797 | -23,14 |
| SINGAPORE | 462 226 | 446 579 | -3,39 | 1 858 853 | 2 158 687 | 16,13 |
| PHILIPPINES | 59 529 | 68 537 | 15,13 | 431 231 | 520 282 | 20,65 |
| MALAYSIA | 1 084 823 | 1 461 386 | 34,71 | 3 626 117 | 4 885 036 | 34,72 |
| CAMBODIA | 1 772 | 1 270 | -28,33 | 10 358 | 7 570 | -26,92 |
| BRUNEI DARUSSALAM | 0 | 9 282 | - | 0 | 5 257 | - |
| VIET NAM | 336 877 | 352 268 | 4,57 | 1 871 846 | 2 092 487 | 11,79 |
| INDIA | 71 087 | 28 175 | -60,37 | 110 000 | 50 384 | -54,20 |
| PAKISTAN | 635 587 | 683 406 | 7,52 | 1 175 245 | 1 362 514 | 15,93 |
| AFGHANISTAN | 12 839 | 58 875 | 358,56 | 17 910 | 84 855 | 373,79 |
| IRAN (ISLAMIC REPUBLIC OF) | 156 120 | 177 400 | 13,63 | 304 092 | 426 239 | 40,17 |
| SAUDI ARABIA | 60 875 | 66 108 | 8,60 | 293 778 | 356 211 | 21,25 |
| TURKEY | 10 000 | 40 000 | 300,00 | 12 500 | 61 200 | 389,60 |
| UNITED ARAB EMIRATES | 139 577 | 168 495 | 20,72 | 181 888 | 223 696 | 22,99 |
| QATAR | 1 553 | 1 819 | 17,13 | 549 | 591 | 7,65 |
| BAHRAIN | 4 | 0 | -100,00 | 20 | 0 | -100,00 |
| EGYPT | 30 000 | 12 140 | -59,53 | 36 100 | 37 869 | 4,90 |
| GUINEA | 0 | 299 | - | 0 | 147 | - |
| AUSTRALIA | 2 027 646 | 2 021 637 | -0,30 | 8 404 703 | 9 635 043 | 14,64 |
| NEW ZEALAND | 633 688 | 639 371 | 0,90 | 2 322 583 | 2 687 958 | 15,73 |
| NEW CALEDONIA | 54 | 583 | 979,63 | 113 | 1 887 | 1 569,91 |
| AMERICAN SAMOA | 0 | 479 | - | 0 | 460 | - |
| KIRIBATI | 1 120 | 0 | -100,00 | 210 | 0 | -100,00 |
| SOLOMON ISLANDS | 462 | 0 | -100,00 | 948 | 0 | -100,00 |
| TUVALU | 6 480 | 0 | -100,00 | 840 | 0 | -100,00 |
| EAST TIMOR | 22 876 | 35 530 | 55,32 | 32 270 | 52 448 | 62,53 |
| UNITED STATES | 20 121 | 12 287 | -38,93 | 47 650 | 12 792 | -73,15 |
| CANADA | 438 | 46 | -89,50 | 1 452 | 184 | -87,33 |
| SURINAME | 6 843 | 2 710 | -60,40 | 40 884 | 13 280 | -67,52 |
| CHILE | 10 000 | 0 | -100,00 | 13 500 | 0 | -100,00 |
| BRAZIL | 815 | 0 | -100,00 | 32 330 | 0 | -100,00 |
| PUERTO RICO | 0 | 1 | - | 0 | 16 | - |
| UNITED KINGDOM | 549 907 | 148 515 | -72,99 | 953 771 | 225 116 | -76,40 |
| NETHERLANDS | 56 033 | 63 041 | 12,51 | 224 209 | 100 292 | -55,27 |
| FRANCE | 0 | 1 126 | - | 0 | 1 142 | - |
| GERMANY, FED. REP. OF | 275 623 | 235 073 | -14,71 | 332 465 | 372 274 | 11,97 |
| AUSTRIA | 764 | 314 | -58,90 | 1 475 | 261 | -82,31 |
| SWITZERLAND | 52 196 | 32 040 | -38,62 | 153 727 | 109 926 | -28,49 |
| ITALY | 0 | 673 | - | 0 | 2 992 | - |
| PORTUGAL | 901 | 0 | -100,00 | 1 289 | 0 | -100,00 |
| POLAND | 248 792 | 187 997 | -24,44 | 520 014 | 588 880 | 13,24 |
| KYRGYZSTAN | 11 440 | 23 920 | 109,09 | 24 596 | 51 428 | 109,09 |
| RUSSIA FEDERATION | 137 772 | 106 000 | -23,06 | 276 017 | 185 860 | -32,66 |
| -GULA PASIR | 898 990 | 648 826 | -27,83 | 870 755 | 966 382 | 10,98 |
| JAPAN | 142 808 | 121 689 | -14,79 | 107 093 | 105 068 | -1,89 |
| HONG KONG | 21 677 | 28 534 | 31,63 | 38 549 | 57 235 | 48,47 |
| KOREA, REPUBLIC OF | 636 | 1 344 | 111,32 | 2 193 | 3 978 | 81,40 |
| TAIWAN | 492 | 1 616 | 228,46 | 535 | 2 326 | 334,77 |
| MACAU | 0 | 138 | - | 0 | 479 | - |
| SINGAPORE | 85 391 | 35 887 | -57,97 | 40 387 | 20 096 | -50,24 |
| MALAYSIA | 313 520 | 202 533 | -35,40 | 73 193 | 79 022 | 7,96 |
| SAUDI ARABIA | 5 105 | 4 626 | -9,38 | 6 800 | 3 332 | -51,00 |
| UNITED ARAB EMIRATES | 529 | 0 | -100,00 | 1 995 | 0 | -100,00 |
| SOUTH AFRICA | 0 | 22 | - | 0 | 82 | - |
| AUSTRALIA | 25 652 | 13 461 | -47,52 | 59 152 | 40 900 | -30,86 |
| NEW ZEALAND | 0 | 174 | - | 0 | 2 059 | - |
| NEW CALEDONIA | 138 | 168 | 21,74 | 380 | 534 | 40,53 |
| AMERICAN SAMOA | 0 | 31 770 | - | 0 | 71 607 | - |
| EAST TIMOR | 1 769 | 306 | -82,70 | 101 | 194 | 92,08 |
| UNITED STATES | 97 578 | 98 521 | 0,97 | 339 682 | 413 039 | 21,60 |
| CANADA | 198 067 | 99 629 | -49,70 | 173 658 | 149 642 | -13,83 |
| NETHERLANDS | 1 861 | 3 940 | 111,71 | 5 220 | 7 177 | 37,49 |
| BELGIUM | 0 | 3 456 | - | 0 | 6 566 | - |

TABEL 5. PERKEMBANGAN EKSPOR INDONESIA MENURUT KOMODITI DAN NEGARA TUJUAN

| JENIS BARANG | BERAT BERSIH (KG) | | PERUB | NILAI FOB (US \$) | | PERUB |
|--------------------------------|--------------------|--------------------|--------------|--------------------|----------------------|--------------|
| | JAN-DES 2009 | JAN-DES 2010 | % | JAN-DES 2009 | JAN-DES 2010 | % |
| | (1) | (2) | (3) | (4) | (5) | (6) |
| SWITZERLAND | 2 520 | 0 | -100,00 | 10 080 | 0 | -100,00 |
| FINLAND | 1 247 | 0 | -100,00 | 11 737 | 0 | -100,00 |
| POLAND | 0 | 1 012 | - | 0 | 3 046 | - |
| -GULA LAINNYA | 17 043 311 | 15 392 808 | -9,68 | 10 985 602 | 12 573 522 | 14,45 |
| JAPAN | 5 891 | 1 | -99,98 | 6 833 | 1 200 | -82,44 |
| HONG KONG | 59 784 | 61 623 | 3,08 | 51 750 | 63 928 | 23,53 |
| KOREA, REPUBLIC OF | 371 787 | 372 698 | 0,25 | 345 967 | 341 192 | -1,38 |
| TAIWAN | 21 501 | 11 506 | -46,49 | 10 993 | 15 021 | 36,64 |
| CHINA | 1 644 | 63 771 | 3 779,01 | 2 137 | 122 801 | 5 646,42 |
| PAPUA NEW GUINEA | 9 586 | 0 | -100,00 | 11 990 | 0 | -100,00 |
| THAILAND | 70 177 | 55 200 | -21,34 | 51 389 | 22 973 | -55,30 |
| SINGAPORE | 1 137 232 | 1 228 401 | 8,02 | 1 023 084 | 1 258 266 | 22,99 |
| PHILIPPINES | 51 | 395 513 | 775 415,69 | 4 502 | 599 728 | 13 221,37 |
| MALAYSIA | 433 233 | 334 888 | -22,70 | 371 715 | 380 888 | 2,47 |
| MYANMAR (FORM. BURMA) | 23 200 | 23 200 | 0,00 | 9 696 | 14 002 | 44,41 |
| CAMBODIA | 0 | 11 | - | 0 | 135 | - |
| BRUNEI DARUSSALAM | 1 089 | 21 517 | 1 875,85 | 6 107 | 28 988 | 374,67 |
| VIET NAM | 3 510 919 | 2 200 098 | -37,34 | 1 692 709 | 1 240 051 | -26,74 |
| MALDIVES | 864 | 4 504 | 421,30 | 1 853 | 7 202 | 288,67 |
| INDIA | 22 858 | 262 651 | 1 049,06 | 34 638 | 194 658 | 461,98 |
| PAKISTAN | 3 484 | 6 951 | 99,51 | 2 576 | 6 364 | 147,05 |
| BANGLADESH | 40 600 | 0 | -100,00 | 18 035 | 0 | -100,00 |
| IRAN (ISLAMIC REPUBLIC OF) | 596 643 | 0 | -100,00 | 234 870 | 0 | -100,00 |
| SAUDI ARABIA | 32 584 | 68 647 | 110,68 | 25 830 | 87 116 | 237,27 |
| ISRAEL | 494 046 | 968 608 | 96,06 | 319 503 | 739 436 | 131,43 |
| KUWAIT | 0 | 257 | - | 0 | 1 099 | - |
| JORDAN | 203 | 0 | -100,00 | 1 727 | 0 | -100,00 |
| YEMEN | 0 | 559 | - | 0 | 708 | - |
| OMAN | 0 | 1 605 | - | 0 | 3 774 | - |
| SYRIA ARAB REPUBLIC | 21 957 | 0 | -100,00 | 10 610 | 0 | -100,00 |
| TURKEY | 74 000 | 0 | -100,00 | 39 504 | 0 | -100,00 |
| UNITED ARAB EMIRATES | 50 | 309 | 518,00 | 187 | 1 259 | 573,26 |
| KENYA | 24 000 | 0 | -100,00 | 9 840 | 0 | -100,00 |
| TOGO | 96 000 | 0 | -100,00 | 39 920 | 0 | -100,00 |
| GHANA | 24 000 | 0 | -100,00 | 11 220 | 0 | -100,00 |
| NIGERIA | 348 050 | 0 | -100,00 | 140 610 | 0 | -100,00 |
| BENIN | 4 485 | 567 | -87,36 | 3 915 | 1 000 | -74,46 |
| GAMBIA | 1 | 0 | -100,00 | 1 | 0 | -100,00 |
| SEYCHELLES | 303 | 0 | -100,00 | 680 | 0 | -100,00 |
| SOUTH AFRICA | 449 950 | 403 600 | -10,30 | 187 245 | 195 299 | 4,30 |
| AUSTRALIA | 146 833 | 193 979 | 32,11 | 114 034 | 161 592 | 41,71 |
| NEW ZEALAND | 526 364 | 334 497 | -36,45 | 321 712 | 227 492 | -29,29 |
| MICRONESIA, FEDERATED STATES | 62 | 0 | -100,00 | 60 | 0 | -100,00 |
| NEW CALEDONIA | 401 | 0 | -100,00 | 489 | 0 | -100,00 |
| VANUATU | 0 | 465 | - | 0 | 262 | - |
| COOK ISLANDS | 3 435 | 0 | -100,00 | 4 598 | 0 | -100,00 |
| FIJI | 46 000 | 24 000 | -47,83 | 22 572 | 12 960 | -42,58 |
| TUVALU | 370 | 0 | -100,00 | 980 | 0 | -100,00 |
| EAST TIMOR | 17 566 | 58 622 | 233,72 | 30 055 | 89 285 | 197,07 |
| UNITED STATES | 6 811 981 | 7 193 846 | 5,61 | 4 741 949 | 5 838 932 | 23,13 |
| CANADA | 406 246 | 479 871 | 18,12 | 275 339 | 436 829 | 58,65 |
| GUATEMALA | 48 000 | 0 | -100,00 | 21 292 | 0 | -100,00 |
| SURINAME | 0 | 3 924 | - | 0 | 5 185 | - |
| BRAZIL | 18 500 | 0 | -100,00 | 9 138 | 0 | -100,00 |
| COLOMBIA | 150 | 0 | -100,00 | 2 | 0 | -100,00 |
| UNITED KINGDOM | 30 750 | 75 500 | 145,53 | 20 197 | 50 664 | 150,85 |
| NETHERLANDS | 520 775 | 147 876 | -71,60 | 374 452 | 124 072 | -66,87 |
| GERMANY, FED. REP. OF | 39 | 50 | 28,21 | 156 | 10 | -93,59 |
| BELGIUM | 4 946 | 16 000 | 223,49 | 10 425 | 33 360 | 220,00 |
| SWITZERLAND | 0 | 5 000 | - | 0 | 4 862 | - |
| NORWAY | 439 580 | 360 017 | -18,10 | 268 253 | 251 649 | -6,19 |
| FINLAND | 207 | 0 | -100,00 | 1 840 | 0 | -100,00 |
| ITALY | 280 | 0 | -100,00 | 60 | 0 | -100,00 |
| SPAIN | 79 370 | 12 476 | -84,28 | 52 780 | 9 280 | -82,42 |
| PORTUGAL | 61 284 | 0 | -100,00 | 43 583 | 0 | -100,00 |
| -MAKANAN OLAHAN LAINNYA | 365 413 053 | 473 434 818 | 29,56 | 784 492 680 | 1 118 852 612 | 42,62 |
| JAPAN | 5 531 969 | 8 630 302 | 56,01 | 20 304 623 | 21 242 625 | 4,62 |
| HONG KONG | 10 040 760 | 11 485 094 | 14,38 | 62 788 270 | 67 413 206 | 7,37 |
| KOREA, DEMOCRATIC PEOPLE'S RI | 37 822 | 32 994 | -12,77 | 41 373 | 45 145 | 9,12 |
| KOREA, REPUBLIC OF | 5 755 456 | 6 990 611 | 21,46 | 9 284 870 | 10 423 733 | 12,27 |
| TAIWAN | 16 966 769 | 18 519 491 | 9,15 | 26 715 143 | 29 592 968 | 10,77 |
| CHINA | 4 355 597 | 7 912 928 | 81,67 | 13 012 996 | 29 041 846 | 123,18 |
| MONGOLIA | 17 140 | 69 998 | 308,39 | 28 803 | 141 532 | 391,38 |
| MACAU | 21 983 | 24 327 | 10,66 | 267 217 | 462 815 | 73,20 |
| PAPUA NEW GUINEA | 4 191 866 | 4 745 641 | 13,21 | 11 342 445 | 13 806 792 | 21,73 |
| THAILAND | 13 322 558 | 15 272 982 | 14,64 | 29 859 370 | 36 260 832 | 21,44 |

TABEL 5. PERKEMBANGAN EKSPOR INDONESIA MENURUT KOMODITI DAN NEGARA TUJUAN

| JENIS BARANG | BERAT BERSIH (KG) | | PERUB | NILAI FOB (US \$) | | PERUB |
|------------------------------|-------------------|--------------|----------|-------------------|--------------|----------|
| | JAN-DES 2009 | JAN-DES 2010 | % | JAN-DES 2009 | JAN-DES 2010 | % |
| | (1) | (2) | (3) | (4) | (5) | (6) |
| SINGAPORE | 14 866 735 | 14 833 598 | -0,22 | 103 835 737 | 136 125 573 | 31,10 |
| PHILIPPINES | 55 344 923 | 97 170 432 | 75,57 | 95 670 870 | 212 883 943 | 122,52 |
| MALAYSIA | 64 614 131 | 85 128 179 | 31,75 | 88 440 964 | 126 516 425 | 43,05 |
| MYANMAR (FORM. BURMA) | 203 074 | 948 003 | 366,83 | 641 755 | 1 797 042 | 180,02 |
| CAMBODIA | 445 458 | 385 411 | -13,48 | 2 094 587 | 1 933 864 | -7,67 |
| BRUNEI DARUSSALAM | 3 488 379 | 3 440 475 | -1,37 | 5 932 389 | 7 046 615 | 18,78 |
| LAO PEOPLE'S DEMOCRATIC REPU | 42 000 | 82 | -99,80 | 302 666 | 333 | -99,89 |
| NEPAL | 4 300 | 16 455 | 282,67 | 11 290 | 29 906 | 164,89 |
| VIET NAM | 14 545 166 | 21 978 139 | 51,10 | 34 344 534 | 55 720 946 | 62,24 |
| MALDIVES | 780 401 | 841 173 | 7,79 | 1 300 285 | 1 356 417 | 4,32 |
| INDIA | 2 358 620 | 3 371 875 | 42,96 | 3 769 617 | 5 292 843 | 40,41 |
| PAKISTAN | 920 709 | 11 673 992 | 1 167,94 | 3 101 386 | 17 046 003 | 449,63 |
| BANGLADESH | 626 503 | 238 757 | -61,89 | 1 234 547 | 548 642 | -55,56 |
| SRI LANKA | 293 222 | 345 571 | 17,85 | 419 001 | 516 173 | 23,19 |
| AFGHANISTAN | 192 336 | 266 671 | 38,65 | 723 943 | 994 242 | 37,34 |
| IRAQ | 26 026 | 0 | -100,00 | 36 573 | 0 | -100,00 |
| IRAN (ISLAMIC REPUBLIC OF) | 199 016 | 636 626 | 219,89 | 412 685 | 879 966 | 113,23 |
| SAUDI ARABIA | 16 311 744 | 19 601 381 | 20,17 | 44 596 264 | 56 762 459 | 27,28 |
| ISRAEL | 1 259 651 | 1 231 778 | -2,21 | 1 762 398 | 1 996 408 | 13,28 |
| KUWAIT | 630 875 | 815 493 | 29,26 | 1 439 765 | 1 683 401 | 16,92 |
| JORDAN | 2 345 753 | 2 200 535 | -6,19 | 4 514 283 | 4 946 530 | 9,58 |
| LEBANON | 483 921 | 705 453 | 45,78 | 1 008 887 | 1 699 629 | 68,47 |
| PALESTINA | 0 | 35 640 | - | 0 | 74 250 | - |
| YEMEN | 749 775 | 1 652 465 | 120,39 | 1 473 367 | 3 766 371 | 155,63 |
| OMAN | 171 978 | 199 455 | 15,98 | 376 686 | 468 911 | 24,48 |
| SYRIA ARAB REPUBLIC | 265 943 | 281 496 | 5,85 | 512 077 | 429 711 | -16,08 |
| TURKEY | 635 377 | 1 232 347 | 93,96 | 680 900 | 1 327 787 | 95,00 |
| UNITED ARAB EMIRATES | 5 364 172 | 5 246 758 | -2,19 | 10 809 180 | 11 151 460 | 3,17 |
| QATAR | 322 648 | 340 610 | 5,57 | 549 357 | 505 345 | -8,01 |
| BAHRAIN | 536 046 | 812 645 | 51,60 | 954 667 | 1 552 509 | 62,62 |
| CYPRUS | 17 848 | 16 834 | -5,68 | 26 982 | 27 007 | 0,09 |
| EGYPT | 810 250 | 844 525 | 4,23 | 1 393 179 | 1 597 393 | 14,66 |
| LIBYAN ARAB JAMAHIRIYA | 236 134 | 223 973 | -5,15 | 622 224 | 577 063 | -7,26 |
| MOROCCO | 375 400 | 201 661 | -46,28 | 233 518 | 201 042 | -13,91 |
| TUNISIA | 10 000 | 64 549 | 545,49 | 1 890 | 87 789 | 4 544,92 |
| ALGERIA | 155 064 | 149 231 | -3,76 | 127 259 | 208 706 | 64,00 |
| SUDAN | 8 128 | 92 233 | 1 034,76 | 16 260 | 306 053 | 1 782,24 |
| ERITREA | 85 866 | 28 620 | -66,67 | 357 720 | 119 325 | -66,64 |
| NAMIBIA | 8 821 | 1 037 | -88,24 | 11 213 | 6 489 | -42,13 |
| ETHIOPIA | 5 183 | 5 460 | 5,34 | 62 626 | 18 200 | -70,94 |
| TANZANIA, UNITED REPUBLIC OF | 53 932 | 76 952 | 42,68 | 63 903 | 105 019 | 64,34 |
| MADAGASCAR | 667 739 | 1 417 431 | 112,27 | 808 642 | 1 872 389 | 131,55 |
| KENYA | 533 053 | 465 293 | -12,71 | 907 548 | 812 846 | -10,43 |
| REUNION | 0 | 4 997 | - | 0 | 6 247 | - |
| MOZAMBIQUE | 11 182 | 29 137 | 160,57 | 24 197 | 111 489 | 360,76 |
| TOGO | 33 996 | 706 473 | 1 978,11 | 111 169 | 1 675 061 | 1 406,77 |
| GHANA | 691 422 | 464 388 | -32,84 | 1 233 115 | 824 475 | -33,14 |
| LIBERIA | 0 | 19 200 | - | 0 | 80 000 | - |
| GUINEA | 249 456 | 250 993 | 0,62 | 907 200 | 794 994 | -12,37 |
| ANGOLA | 231 511 | 194 163 | -16,13 | 535 551 | 305 549 | -42,95 |
| CONGO | 18 455 | 17 | -99,91 | 10 528 | 20 | -99,81 |
| CAMEROON | 38 415 | 28 039 | -27,01 | 67 002 | 50 735 | -24,28 |
| NIGERIA | 5 287 051 | 4 740 105 | -10,35 | 13 617 561 | 20 790 054 | 52,67 |
| SIERRA LEONE | 27 148 | 78 873 | 190,53 | 113 120 | 327 003 | 189,08 |
| GABON | 20 982 | 34 149 | 62,75 | 17 651 | 51 149 | 189,78 |
| COTE D'IVOIRE | 32 675 | 3 938 | -87,95 | 228 670 | 17 201 | -92,48 |
| SENEGAL | 40 049 | 60 018 | 49,86 | 265 964 | 135 646 | -49,00 |
| MAURITANIA | 8 249 | 53 452 | 547,98 | 25 144 | 211 905 | 742,77 |
| MALI | 16 626 | 133 356 | 702,09 | 195 607 | 679 847 | 247,56 |
| BENIN | 264 543 | 602 607 | 127,79 | 417 111 | 1 178 070 | 182,44 |
| GUINEA BISSAU | 0 | 4 | - | 0 | 24 | - |
| GAMBIA | 51 119 | 152 115 | 197,57 | 196 496 | 643 289 | 227,38 |
| SEYCHELLES | 73 138 | 92 269 | 26,16 | 207 341 | 302 808 | 46,04 |
| UGANDA | 30 666 | 59 425 | 93,78 | 56 212 | 117 026 | 108,19 |
| NIGER | 10 240 | 12 184 | 18,98 | 12 000 | 47 407 | 295,06 |
| DJIBOUTI | 23 780 | 11 418 | -51,98 | 107 320 | 46 844 | -56,35 |
| SAO TOME AND PRINCIPE | 4 995 | 7 332 | 46,79 | 9 277 | 10 449 | 12,63 |
| SOUTH AFRICA | 1 945 455 | 2 613 511 | 34,34 | 3 282 226 | 4 359 751 | 32,83 |
| ZIMBABWE | 36 836 | 25 304 | -31,31 | 65 266 | 38 119 | -41,59 |
| MALAWI | 3 658 | 16 073 | 339,39 | 5 370 | 32 419 | 503,71 |
| COMOROS | 165 | 1 934 | 1 072,12 | 512 | 6 622 | 1 193,36 |
| MAURITIUS | 715 005 | 831 976 | 16,36 | 1 433 567 | 1 694 017 | 18,17 |
| VIRGIN ISLANDS (BRITISH) | 0 | 688 | - | 0 | 3 420 | - |
| AUSTRALIA | 18 227 329 | 19 865 525 | 8,99 | 35 736 433 | 49 144 654 | 37,52 |
| NEW ZEALAND | 3 315 739 | 3 151 136 | -4,96 | 6 226 106 | 7 325 839 | 17,66 |
| MICRONESIA, FEDERATED STATES | 26 905 | 38 475 | 43,00 | 55 081 | 102 369 | 85,85 |
| GUAM | 9 172 | 9 186 | 0,15 | 78 594 | 96 637 | 22,96 |
| NAURU | 22 764 | 44 079 | 93,63 | 40 747 | 108 957 | 167,40 |

TABEL 5. PERKEMBANGAN EKSPOR INDONESIA MENURUT KOMODITI DAN NEGARA TUJUAN

| JENIS BARANG | BERAT BERSIH (KG) | | PERUB | NILAI FOB (US \$) | | PERUB |
|------------------------------|-------------------|--------------|----------|-------------------|--------------|----------|
| | JAN-DES 2009 | JAN-DES 2010 | % | JAN-DES 2009 | JAN-DES 2010 | % |
| | (1) | (2) | (3) | (4) | (5) | (6) |
| NEW CALEDONIA | 167 902 | 238 949 | 42,31 | 340 087 | 435 320 | 28,00 |
| NORTHERN MARIANA ISLANDS | 19 248 | 38 821 | 101,69 | 51 576 | 86 663 | 68,03 |
| VANUATU | 156 430 | 208 856 | 33,51 | 257 378 | 385 531 | 49,79 |
| WALLIS AND FUTUNA ISLANDS | 1 091 | 0 | -100,00 | 3 404 | 0 | -100,00 |
| AMERICAN SAMOA | 98 173 | 76 566 | -22,01 | 167 353 | 154 774 | -7,52 |
| COOK ISLANDS | 50 722 | 26 093 | -48,56 | 78 945 | 50 938 | -35,48 |
| FIJI | 633 521 | 795 932 | 25,64 | 1 253 068 | 1 486 236 | 18,61 |
| KIRIBATI | 45 483 | 31 244 | -31,31 | 104 976 | 66 198 | -36,94 |
| MARSHALL ISLANDS | 7 035 | 7 546 | 7,26 | 13 754 | 20 043 | 45,72 |
| SAMOA | 125 891 | 217 037 | 72,40 | 267 180 | 479 198 | 79,35 |
| SOLOMON ISLANDS | 747 806 | 905 913 | 21,14 | 1 221 723 | 1 545 744 | 26,52 |
| TONGA | 691 558 | 770 012 | 11,34 | 912 639 | 1 043 970 | 14,39 |
| TUVALU | 26 986 | 10 358 | -61,62 | 47 450 | 23 531 | -50,41 |
| CHRISTMAS ISLANDS | 0 | 5 | - | 0 | 1 090 | - |
| EAST TIMOR | 17 259 956 | 17 567 495 | 1,78 | 17 974 867 | 20 999 891 | 16,83 |
| UNITED STATES | 24 706 215 | 25 035 759 | 1,33 | 50 005 841 | 59 694 867 | 19,38 |
| CANADA | 2 188 483 | 1 773 884 | -18,94 | 5 031 811 | 5 508 383 | 9,47 |
| MEXICO | 1 066 894 | 1 540 484 | 44,39 | 2 142 942 | 3 367 759 | 57,16 |
| GUATEMALA | 6 505 | 25 212 | 287,58 | 8 400 | 57 001 | 578,58 |
| PANAMA | 6 750 | 23 814 | 252,80 | 12 500 | 82 769 | 562,15 |
| CUBA | 3 718 | 0 | -100,00 | 5 473 | 0 | -100,00 |
| SURINAME | 196 171 | 197 567 | 0,71 | 366 294 | 379 564 | 3,62 |
| CHILE | 8 216 | 78 563 | 856,22 | 26 840 | 493 895 | 1 740,15 |
| VENEZUELA | 158 673 | 262 060 | 65,16 | 55 330 | 112 060 | 102,53 |
| ARGENTINA | 45 254 | 22 836 | -49,54 | 64 432 | 30 724 | -52,32 |
| BRAZIL | 1 772 822 | 852 033 | -51,94 | 1 142 504 | 626 861 | -45,13 |
| COLOMBIA | 70 191 | 58 331 | -16,90 | 200 057 | 248 993 | 24,46 |
| URUGUAY | 23 789 | 29 985 | 26,05 | 67 007 | 70 800 | 5,66 |
| ECUADOR | 0 | 28 800 | - | 0 | 48 500 | - |
| PERU | 0 | 14 678 | - | 0 | 40 407 | - |
| GUYANA | 25 129 | 33 613 | 33,76 | 35 322 | 59 707 | 69,04 |
| TRINIDAD AND TOBAGO | 20 309 | 27 711 | 36,45 | 51 193 | 51 841 | 1,27 |
| PUERTO RICO | 1 389 194 | 1 775 250 | 27,79 | 1 793 405 | 2 664 285 | 48,56 |
| BELIZE | 0 | 2 045 | - | 0 | 5 048 | - |
| DOMINICAN REPUBLIC | 202 035 | 555 631 | 175,02 | 61 605 | 280 762 | 355,75 |
| COSTA RICA | 63 508 | 80 250 | 26,36 | 46 232 | 104 280 | 125,56 |
| HAITI | 13 679 | 18 808 | 37,50 | 17 480 | 18 000 | 2,97 |
| BARBADOS | 5 559 | 5 715 | 2,81 | 14 401 | 15 781 | 9,58 |
| DOMINICA | 37 537 | 0 | -100,00 | 20 265 | 0 | -100,00 |
| FRENCH POLYNESIA | 107 652 | 84 475 | -21,53 | 257 682 | 218 614 | -15,16 |
| GRENADA | 0 | 6 390 | - | 0 | 8 624 | - |
| NETHERLANDS ANTILLES | 2 061 | 3 129 | 51,82 | 13 502 | 7 077 | -47,59 |
| GUADELOUPE | 0 | 20 | - | 0 | 16 | - |
| UNITED KINGDOM | 2 161 517 | 1 950 609 | -9,76 | 5 609 883 | 5 820 395 | 3,75 |
| NETHERLANDS | 17 193 151 | 17 610 438 | 2,43 | 19 041 672 | 25 446 642 | 33,64 |
| FRANCE | 187 780 | 157 009 | -16,39 | 466 583 | 353 504 | -24,24 |
| GERMANY, FED. REP. OF | 1 437 121 | 1 446 117 | 0,63 | 5 093 194 | 4 203 152 | -17,48 |
| AUSTRIA | 126 794 | 45 834 | -63,85 | 722 366 | 273 207 | -62,18 |
| BELGIUM | 385 192 | 409 732 | 6,37 | 1 223 535 | 1 151 308 | -5,90 |
| SWITZERLAND | 18 547 | 26 300 | 41,80 | 52 129 | 116 469 | 123,42 |
| DENMARK | 10 300 | 0 | -100,00 | 52 896 | 0 | -100,00 |
| NORWAY | 95 619 | 71 288 | -25,45 | 193 818 | 152 854 | -21,14 |
| SWEDEN | 597 344 | 437 573 | -26,75 | 609 841 | 568 493 | -6,78 |
| FINLAND | 1 781 025 | 5 010 382 | 181,32 | 3 031 352 | 7 813 482 | 157,76 |
| IRELAND | 41 745 | 43 611 | 4,47 | 127 795 | 117 580 | -7,99 |
| ITALY | 271 554 | 424 478 | 56,31 | 1 167 646 | 1 721 036 | 47,39 |
| SPAIN | 3 066 998 | 2 120 490 | -30,86 | 3 158 944 | 3 520 986 | 11,46 |
| PORTUGAL | 563 432 | 604 188 | 7,23 | 570 998 | 863 769 | 51,27 |
| MONTSERRAT | 3 130 | 0 | -100,00 | 4 455 | 0 | -100,00 |
| GREECE | 26 527 | 42 511 | 60,26 | 77 152 | 151 119 | 95,87 |
| DEMOCRATIC REPUBLIC OF THE C | 36 279 | 60 204 | 65,95 | 54 950 | 104 020 | 89,30 |
| HUNGARY | 7 481 | 0 | -100,00 | 16 764 | 0 | -100,00 |
| POLAND | 195 081 | 122 886 | -37,01 | 742 070 | 599 900 | -19,16 |
| ROMANIA | 67 149 | 96 616 | 43,88 | 25 518 | 74 846 | 193,31 |
| BULGARIA | 229 431 | 227 575 | -0,81 | 503 920 | 499 103 | -0,96 |
| YUGOSLAVIA | 0 | 13 129 | - | 0 | 65 213 | - |
| ARMENIA | 16 762 | 29 901 | 78,39 | 53 464 | 90 688 | 69,62 |
| AZERBAIJAN | 0 | 865 | - | 0 | 12 307 | - |
| BELARUS | 8 928 | 20 839 | 133,41 | 21 452 | 43 060 | 100,73 |
| KAZAKHSTAN | 23 295 | 15 000 | -35,61 | 84 164 | 19 125 | -77,28 |
| KYRGYZSTAN | 3 744 | 0 | -100,00 | 8 996 | 0 | -100,00 |
| UKRAINE | 169 792 | 91 357 | -46,19 | 188 235 | 105 706 | -43,84 |
| LITHUANIA | 70 862 | 93 982 | 32,63 | 217 492 | 511 531 | 135,20 |
| LATVIA | 4 218 | 90 259 | 2 039,85 | 16 226 | 192 114 | 1 083,99 |
| ESTONIA | 56 550 | 25 000 | -55,79 | 22 620 | 27 679 | 22,37 |
| CROATIA | 78 514 | 160 391 | 104,28 | 102 679 | 231 656 | 125,61 |
| BOSNIA AND HERZEGOVINA | 0 | 500 | - | 0 | 2 150 | - |
| MALTA | 385 044 | 219 319 | -43,04 | 710 448 | 409 199 | -42,40 |

TABEL 5. PERKEMBANGAN EKSPOR INDONESIA MENURUT KOMODITI DAN NEGARA TUJUAN

| JENIS BARANG | BERAT BERSIH (KG) | | PERUB | NILAI FOB (US \$) | | PERUB |
|------------------------------|----------------------|----------------------|---------------|--------------------|-------------------|---------------|
| | JAN-DES 2009 | JAN-DES 2010 | % | JAN-DES 2009 | JAN-DES 2010 | % |
| | (1) | (2) | (3) | (4) | (5) | (6) |
| SLOVAKIA | 1 558 | 5 669 | 263,86 | 9 460 | 45 511 | 381,09 |
| SLOVENIA | 5 222 | 28 134 | 438,76 | 6 932 | 48 362 | 597,66 |
| CZECH REPUBLIC | 615 683 | 481 562 | -21,78 | 928 728 | 871 542 | -6,16 |
| RUSSIA FEDERATION | 610 592 | 578 999 | -5,17 | 928 513 | 904 544 | -2,58 |
| SEMEN | 4 103 466 221 | 2 396 137 138 | -41,61 | 153 651 529 | 91 316 421 | -40,57 |
| JAPAN | 6 610 160 | 8 135 503 | 23,08 | 550 204 | 564 273 | 2,56 |
| HONG KONG | 4 033 200 | 4 707 000 | 16,71 | 410 588 | 474 079 | 15,46 |
| TAIWAN | 19 041 130 | 25 183 270 | 32,26 | 1 582 653 | 2 243 947 | 41,78 |
| CHINA | 40 | 80 000 | 199 900,00 | 10 | 18 272 | 182 620,00 |
| PAPUA NEW GUINEA | 7 571 | 1 267 456 | 16 640,93 | 3 250 | 86 809 | 2 571,05 |
| THAILAND | 14 683 | 610 993 | 4 061,23 | 1 250 | 281 089 | 22 387,12 |
| SINGAPORE | 35 236 170 | 612 484 | -98,26 | 1 385 037 | 76 182 | -94,50 |
| PHILIPPINES | 543 281 | 662 395 | 21,92 | 108 319 | 148 568 | 37,16 |
| MALAYSIA | 495 505 057 | 458 634 831 | -7,44 | 16 749 708 | 15 982 050 | -4,58 |
| MYANMAR (FORM. BURMA) | 501 512 | 579 818 | 15,61 | 62 268 | 89 566 | 43,84 |
| CAMBODIA | 245 | 0 | -100,00 | 675 | 0 | -100,00 |
| BRUNEI DARUSSALAM | 190 842 489 | 25 208 066 | -86,79 | 6 763 925 | 1 721 659 | -74,55 |
| VIET NAM | 217 635 | 1 215 100 | 458,32 | 506 156 | 129 577 | -74,40 |
| MALDIVES | 14 250 359 | 7 846 231 | -44,94 | 663 450 | 471 429 | -28,94 |
| INDIA | 188 772 454 | 25 050 608 | -86,73 | 5 919 723 | 733 857 | -87,60 |
| BANGLADESH | 777 389 921 | 438 012 489 | -43,66 | 22 572 731 | 11 631 535 | -48,47 |
| SRI LANKA | 659 963 145 | 414 064 002 | -37,26 | 27 803 953 | 15 706 210 | -43,51 |
| UNITED ARAB EMIRATES | 221 223 506 | 0 | -100,00 | 7 285 847 | 0 | -100,00 |
| BAHRAIN | 26 003 600 | 0 | -100,00 | 843 912 | 0 | -100,00 |
| TANZANIA, UNITED REPUBLIC OF | 122 022 187 | 0 | -100,00 | 4 113 417 | 0 | -100,00 |
| MADAGASCAR | 230 448 499 | 11 500 000 | -95,01 | 9 826 095 | 571 000 | -94,19 |
| KENYA | 0 | 19 010 000 | - | 0 | 608 323 | - |
| REUNION | 625 | 0 | -100,00 | 817 | 0 | -100,00 |
| MOZAMBIQUE | 34 579 651 | 0 | -100,00 | 1 123 838 | 0 | -100,00 |
| EQUATORIAL GUINEA | 21 000 000 | 20 000 000 | -4,76 | 1 239 000 | 699 300 | -43,56 |
| TOGO | 200 300 625 | 99 000 000 | -50,57 | 6 551 345 | 3 461 535 | -47,16 |
| GHANA | 133 950 000 | 250 000 000 | 86,64 | 4 361 571 | 8 741 250 | 100,42 |
| ANGOLA | 0 | 6 | - | 0 | 181 | - |
| NIGERIA | 112 000 | 0 | -100,00 | 11 219 | 0 | -100,00 |
| BENIN | 0 | 21 000 000 | - | 0 | 734 265 | - |
| SEYCHELLES | 12 753 625 | 0 | -100,00 | 484 638 | 0 | -100,00 |
| COMOROS | 3 500 812 | 0 | -100,00 | 192 545 | 0 | -100,00 |
| MAURITIUS | 275 075 605 | 248 658 377 | -9,60 | 10 888 864 | 9 417 562 | -13,51 |
| AUSTRALIA | 253 379 635 | 172 914 724 | -31,76 | 9 854 221 | 6 373 419 | -35,32 |
| NEW ZEALAND | 3 480 000 | 4 800 000 | 37,93 | 535 920 | 739 200 | 37,93 |
| GUAM | 0 | 100 000 | - | 0 | 7 900 | - |
| NORTHERN MARIANA ISLANDS | 34 830 524 | 0 | -100,00 | 1 393 221 | 0 | -100,00 |
| VANUATU | 0 | 4 801 011 | - | 0 | 262 951 | - |
| TOKELAU | 1 010 | 0 | -100,00 | 882 | 0 | -100,00 |
| EAST TIMOR | 108 848 307 | 99 524 985 | -8,57 | 8 241 522 | 7 366 034 | -10,62 |
| UNITED STATES | 2 558 | 8 100 837 | 316 586,36 | 2 127 | 576 562 | 27 006,82 |
| FRENCH POLYNESIA | 28 988 965 | 24 564 519 | -15,26 | 1 590 354 | 1 357 023 | -14,67 |
| NETHERLANDS | 24 010 | 0 | -100,00 | 7 456 | 0 | -100,00 |
| FRANCE | 7 047 | 9 868 | 40,03 | 5 388 | 13 101 | 143,15 |
| GERMANY, FED. REP. OF | 36 | 2 390 | 6 538,89 | 133 | 195 | 46,62 |
| BELGIUM | 70 | 0 | -100,00 | 5 | 0 | -100,00 |
| DENMARK | 0 | 4 648 | - | 0 | 200 | - |
| SPAIN | 48 | 0 | -100,00 | 25 | 0 | -100,00 |
| PORTUGAL | 2 770 | 274 587 | 9 812,89 | 2 010 | 25 698 | 1 178,51 |
| UKRAINE | 0 | 940 | - | 0 | 1 620 | - |
| SLOVAKIA | 1 093 | 0 | -100,00 | 11 215 | 0 | -100,00 |
| RUSSIA FEDERATION | 361 | 0 | -100,00 | 42 | 0 | -100,00 |
| -DARI ROTAN | 3 868 398 | 3 830 327 | -0,98 | 13 443 482 | 14 065 763 | 4,63 |
| JAPAN | 229 546 | 258 685 | 12,69 | 1 257 959 | 1 413 897 | 12,40 |
| HONG KONG | 18 | 194 | 977,78 | 174 | 403 | 131,61 |
| KOREA, REPUBLIC OF | 751 717 | 428 107 | -43,05 | 1 689 185 | 1 142 512 | -32,36 |
| TAIWAN | 56 755 | 4 686 | -91,74 | 156 138 | 12 868 | -91,76 |
| CHINA | 689 | 21 090 | 2 960,96 | 1 059 | 54 670 | 5 062,42 |
| PAPUA NEW GUINEA | 1 127 | 0 | -100,00 | 923 | 0 | -100,00 |
| THAILAND | 3 569 | 3 923 | 9,92 | 4 859 | 10 942 | 125,19 |
| SINGAPORE | 168 | 1 404 | 735,71 | 366 | 7 171 | 1 859,29 |
| PHILIPPINES | 88 | 0 | -100,00 | 130 | 0 | -100,00 |
| MALAYSIA | 17 159 | 8 432 | -50,86 | 33 072 | 35 489 | 7,31 |
| BHUTAN | 0 | 72 | - | 0 | 1 714 | - |
| MALDIVES | 769 | 2 506 | 225,88 | 4 920 | 30 095 | 511,69 |
| INDIA | 1 885 | 4 841 | 156,82 | 3 629 | 14 342 | 295,21 |
| IRAN (ISLAMIC REPUBLIC OF) | 0 | 30 | - | 0 | 60 | - |
| SAUDI ARABIA | 18 417 | 149 | -99,19 | 51 079 | 588 | -98,85 |
| ISRAEL | 332 | 0 | -100,00 | 786 | 0 | -100,00 |
| KUWAIT | 143 | 2 906 | 1 932,17 | 667 | 23 896 | 3 482,61 |
| JORDAN | 1 710 | 0 | -100,00 | 1 541 | 0 | -100,00 |

TABEL 5. PERKEMBANGAN EKSPOR INDONESIA MENURUT KOMODITI DAN NEGARA TUJUAN

| JENIS BARANG | BERAT BERSIH (KG) | | PERUB | NILAI FOB (US \$) | | PERUB |
|------------------------------|-------------------|--------------|----------|-------------------|--------------|---------|
| | JAN-DES 2009 | JAN-DES 2010 | % | JAN-DES 2009 | JAN-DES 2010 | % |
| | (1) | (2) | (3) | (4) | (5) | (6) |
| LEBANON | 650 | 0 | -100,00 | 1 831 | 0 | -100,00 |
| OMAN | 45 | 0 | -100,00 | 959 | 0 | -100,00 |
| TURKEY | 5 189 | 2 784 | -46,35 | 2 893 | 4 058 | 40,27 |
| UNITED ARAB EMIRATES | 5 789 | 3 482 | -39,85 | 20 457 | 27 814 | 35,96 |
| CYPRUS | 79 | 0 | -100,00 | 560 | 0 | -100,00 |
| EGYPT | 19 | 0 | -100,00 | 132 | 0 | -100,00 |
| MOROCCO | 439 | 0 | -100,00 | 449 | 0 | -100,00 |
| NAMIBIA | 41 | 0 | -100,00 | 97 | 0 | -100,00 |
| TANZANIA, UNITED REPUBLIC OF | 0 | 1 270 | - | 0 | 3 492 | - |
| MADAGASCAR | 3 867 | 0 | -100,00 | 8 989 | 0 | -100,00 |
| KENYA | 262 | 0 | -100,00 | 463 | 0 | -100,00 |
| REUNION | 554 | 98 | -82,31 | 1 147 | 218 | -80,99 |
| ANGOLA | 857 | 0 | -100,00 | 944 | 0 | -100,00 |
| COTE D'IVOIRE | 125 | 0 | -100,00 | 255 | 0 | -100,00 |
| SEYCHELLES | 38 866 | 720 | -98,15 | 63 588 | 4 075 | -93,59 |
| UGANDA | 9 | 0 | -100,00 | 46 | 0 | -100,00 |
| SOUTH AFRICA | 5 196 | 24 843 | 378,12 | 11 631 | 84 908 | 630,01 |
| ZAMBIA | 24 | 0 | -100,00 | 100 | 0 | -100,00 |
| MAURITIUS | 1 015 | 103 | -89,85 | 1 571 | 252 | -83,96 |
| VIRGIN ISLANDS (BRITISH) | 308 | 0 | -100,00 | 1 010 | 0 | -100,00 |
| AUSTRALIA | 136 488 | 110 553 | -19,00 | 319 433 | 302 828 | -5,20 |
| NEW ZEALAND | 18 152 | 25 441 | 40,16 | 51 505 | 88 744 | 72,30 |
| GUAM | 0 | 440 | - | 0 | 474 | - |
| NEW CALEDONIA | 983 | 21 | -97,86 | 1 694 | 32 | -98,11 |
| VANUATU | 30 | 392 | 1 206,67 | 119 | 1 115 | 836,97 |
| COOK ISLANDS | 161 | 0 | -100,00 | 521 | 0 | -100,00 |
| FIJI | 880 | 2 730 | 210,23 | 4 492 | 2 142 | -52,32 |
| EAST TIMOR | 60 | 0 | -100,00 | 102 | 0 | -100,00 |
| UNITED STATES | 505 014 | 455 516 | -9,80 | 3 178 760 | 2 954 624 | -7,05 |
| CANADA | 6 198 | 6 945 | 12,05 | 26 844 | 14 001 | -47,84 |
| MEXICO | 1 723 | 166 | -90,37 | 14 712 | 829 | -94,37 |
| GUATEMALA | 184 | 416 | 126,09 | 396 | 855 | 115,91 |
| PANAMA | 80 | 0 | -100,00 | 1 584 | 0 | -100,00 |
| SURINAME | 717 | 101 | -85,91 | 3 630 | 85 | -97,66 |
| CHILE | 291 | 67 | -76,98 | 838 | 522 | -37,71 |
| VENEZUELA | 324 | 13 | -95,99 | 6 355 | 50 | -99,21 |
| ARGENTINA | 610 | 1 484 | 143,28 | 1 270 | 3 583 | 182,13 |
| BRAZIL | 10 781 | 2 076 | -80,74 | 30 895 | 4 474 | -85,52 |
| URUGUAY | 15 | 0 | -100,00 | 12 | 0 | -100,00 |
| JAMAICA | 0 | 126 | - | 0 | 944 | - |
| PUERTO RICO | 293 | 0 | -100,00 | 991 | 0 | -100,00 |
| DOMINICAN REPUBLIC | 5 257 | 765 | -85,45 | 16 770 | 6 227 | -62,87 |
| COSTA RICA | 0 | 1 003 | - | 0 | 1 758 | - |
| BARBADOS | 0 | 156 | - | 0 | 270 | - |
| ANGUILLA | 222 | 0 | -100,00 | 620 | 0 | -100,00 |
| ARUBA | 347 | 0 | -100,00 | 795 | 0 | -100,00 |
| FRENCH POLYNESIA | 3 183 | 863 | -72,89 | 5 100 | 2 477 | -51,43 |
| MARTINIQUE | 501 | 0 | -100,00 | 806 | 0 | -100,00 |
| SAINT LUCIA | 312 | 0 | -100,00 | 450 | 0 | -100,00 |
| GUADELOUPE | 969 | 0 | -100,00 | 1 356 | 0 | -100,00 |
| UNITED KINGDOM | 120 065 | 147 495 | 22,85 | 478 526 | 579 408 | 21,08 |
| NETHERLANDS | 1 139 862 | 1 554 388 | 36,37 | 3 498 539 | 4 742 398 | 35,55 |
| FRANCE | 105 787 | 175 087 | 65,51 | 268 282 | 508 496 | 89,54 |
| GERMANY, FED. REP. OF | 137 677 | 168 320 | 22,26 | 508 409 | 500 531 | -1,55 |
| AUSTRIA | 66 | 0 | -100,00 | 114 | 0 | -100,00 |
| BELGIUM | 298 495 | 220 352 | -26,18 | 911 297 | 709 938 | -22,10 |
| SWITZERLAND | 2 269 | 11 435 | 403,97 | 10 234 | 45 047 | 340,17 |
| DENMARK | 11 026 | 47 367 | 329,59 | 44 060 | 124 391 | 182,32 |
| NORWAY | 2 486 | 19 750 | 694,45 | 4 164 | 38 012 | 812,87 |
| SWEDEN | 16 447 | 28 265 | 71,86 | 103 183 | 131 603 | 27,54 |
| FINLAND | 13 974 | 37 936 | 171,48 | 131 519 | 317 913 | 141,72 |
| IRELAND | 730 | 74 | -89,86 | 941 | 316 | -66,42 |
| ITALY | 32 785 | 15 377 | -53,10 | 99 687 | 35 033 | -64,86 |
| SPAIN | 45 484 | 14 043 | -69,13 | 185 134 | 35 623 | -80,76 |
| PORTUGAL | 1 330 | 703 | -47,14 | 639 | 3 707 | 480,13 |
| ICELAND | 714 | 0 | -100,00 | 2 455 | 0 | -100,00 |
| GREECE | 12 714 | 2 855 | -77,54 | 17 917 | 4 918 | -72,55 |
| HUNGARY | 3 444 | 0 | -100,00 | 3 751 | 0 | -100,00 |
| POLAND | 3 402 | 2 154 | -36,68 | 15 124 | 9 568 | -36,74 |
| ROMANIA | 1 245 | 511 | -58,96 | 4 982 | 2 068 | -58,49 |
| BULGARIA | 519 | 0 | -100,00 | 887 | 0 | -100,00 |
| YUGOSLAVIA | 7 760 | 408 | -94,74 | 6 100 | 329 | -94,61 |
| KAZAKHSTAN | 1 954 | 1 232 | -36,95 | 7 579 | 4 883 | -35,57 |
| UKRAINE | 908 | 106 | -88,33 | 3 431 | 167 | -95,13 |
| LITHUANIA | 53 | 0 | -100,00 | 170 | 0 | -100,00 |
| LATVIA | 2 794 | 0 | -100,00 | 12 438 | 0 | -100,00 |
| CROATIA | 10 693 | 0 | -100,00 | 13 254 | 0 | -100,00 |
| SLOVAKIA | 10 745 | 46 | -99,57 | 50 655 | 76 | -99,85 |

TABEL 5. PERKEMBANGAN EKSPOR INDONESIA MENURUT KOMODITI DAN NEGARA TUJUAN

| JENIS BARANG | BERAT BERSIH (KG) | | PERUB | NILAI FOB (US \$) | | PERUB |
|-------------------------------|-------------------|------------------|---------------|-------------------|-------------------|-------------|
| | JAN-DES 2009 | JAN-DES 2010 | % | JAN-DES 2009 | JAN-DES 2010 | % |
| | (1) | (2) | (3) | (4) | (5) | (6) |
| SLOVENIA | 728 | 329 | -54,81 | 2 886 | 2 517 | -12,79 |
| CZECH REPUBLIC | 37 511 | 1 528 | -95,93 | 53 316 | 4 601 | -91,37 |
| RUSSIA FEDERATION | 3 530 | 967 | -72,61 | 10 150 | 4 722 | -53,48 |
| -DARI BAHAN LAINNYA | 10 952 399 | 9 650 575 | -11,89 | 27 797 692 | 30 271 493 | 8,90 |
| JAPAN | 696 038 | 808 933 | 16,22 | 3 348 090 | 2 833 359 | -15,37 |
| HONG KONG | 11 498 | 4 194 | -63,52 | 40 541 | 31 420 | -22,50 |
| KOREA, REPUBLIC OF | 324 698 | 410 458 | 26,41 | 462 130 | 668 211 | 44,59 |
| TAIWAN | 1 063 765 | 624 340 | -41,31 | 410 124 | 323 048 | -21,23 |
| CHINA | 35 647 | 4 065 | -88,60 | 61 909 | 7 421 | -88,01 |
| MACAU | 0 | 2 276 | - | 0 | 9 237 | - |
| PAPUA NEW GUINEA | 2 924 | 2 859 | -2,22 | 2 341 | 5 595 | 139,00 |
| THAILAND | 43 372 | 36 345 | -16,20 | 99 313 | 114 677 | 15,47 |
| SINGAPORE | 116 082 | 188 588 | 62,46 | 261 224 | 1 237 502 | 373,73 |
| PHILIPPINES | 4 986 | 3 664 | -26,51 | 10 201 | 5 412 | -46,95 |
| MALAYSIA | 871 158 | 434 256 | -50,15 | 523 439 | 372 514 | -28,83 |
| CAMBODIA | 729 | 1 278 | 75,31 | 662 | 1 417 | 114,05 |
| BRUNEI DARUSSALAM | 2 747 | 5 467 | 99,02 | 5 824 | 9 168 | 57,42 |
| LAO PEOPLE'S DEMOCRATIC REPU | 113 | 64 | -43,36 | 2 747 | 2 591 | -5,68 |
| BHUTAN | 0 | 43 | - | 0 | 756 | - |
| VIET NAM | 60 | 4 850 | 7 983,33 | 1 350 | 68 228 | 4 953,93 |
| MALDIVES | 42 549 | 39 172 | -7,94 | 188 761 | 204 313 | 8,24 |
| INDIA | 24 566 | 60 403 | 145,88 | 96 501 | 265 892 | 175,53 |
| PAKISTAN | 0 | 11 | - | 0 | 316 | - |
| SRI LANKA | 6 624 | 23 193 | 250,14 | 17 180 | 132 629 | 672,00 |
| IRAN (ISLAMIC REPUBLIC OF) | 39 452 | 43 767 | 10,94 | 86 033 | 131 069 | 52,35 |
| SAUDI ARABIA | 24 170 | 44 459 | 83,94 | 34 804 | 66 363 | 90,68 |
| ISRAEL | 11 920 | 12 106 | 1,56 | 10 676 | 32 678 | 206,09 |
| KUWAIT | 4 723 | 1 291 | -72,67 | 10 527 | 6 789 | -35,51 |
| JORDAN | 35 081 | 9 139 | -73,95 | 56 640 | 11 696 | -79,35 |
| LEBANON | 44 915 | 14 682 | -67,31 | 493 204 | 20 917 | -95,76 |
| OMAN | 2 584 | 1 590 | -38,47 | 18 151 | 5 446 | -70,00 |
| SYRIA ARAB REPUBLIC | 286 | 183 | -36,01 | 357 | 287 | -19,61 |
| TURKEY | 36 051 | 49 219 | 36,53 | 65 396 | 93 733 | 43,33 |
| UNITED ARAB EMIRATES | 31 000 | 52 578 | 69,61 | 153 589 | 174 114 | 13,36 |
| QATAR | 611 | 579 | -5,24 | 418 | 8 762 | 1 996,17 |
| BAHRAIN | 36 673 | 512 | -98,60 | 13 415 | 34 863 | 159,88 |
| CYPRUS | 34 022 | 1 318 | -96,13 | 30 315 | 3 674 | -87,88 |
| EGYPT | 5 876 | 16 248 | 176,51 | 12 545 | 56 520 | 350,54 |
| LIBYAN ARAB JAMAHIRIYA | 5 868 | 0 | -100,00 | 23 856 | 0 | -100,00 |
| MOROCCO | 5 903 | 908 | -84,62 | 24 954 | 2 354 | -90,57 |
| TUNISIA | 7 396 | 29 356 | 296,92 | 47 169 | 59 887 | 26,96 |
| ALGERIA | 30 | 0 | -100,00 | 16 | 0 | -100,00 |
| NAMIBIA | 732 | 2 392 | 226,78 | 629 | 4 833 | 668,36 |
| ETHIOPIA | 47 | 0 | -100,00 | 75 | 0 | -100,00 |
| TANZANIA, UNITED REPUBLIC OF | 408 | 3 955 | 869,36 | 1 893 | 33 719 | 1 681,25 |
| MADAGASCAR | 9 645 | 1 181 | -87,76 | 37 113 | 4 900 | -86,80 |
| KENYA | 2 343 | 1 063 | -54,63 | 5 999 | 3 419 | -43,01 |
| REUNION | 81 468 | 45 444 | -44,22 | 185 925 | 103 670 | -44,24 |
| MOZAMBIQUE | 3 681 | 393 | -89,32 | 4 139 | 1 501 | -63,74 |
| BOTSWANA | 138 | 444 | 221,74 | 243 | 579 | 138,27 |
| GHANA | 0 | 38 | - | 0 | 502 | - |
| ANGOLA | 7 947 | 1 069 | -86,55 | 4 615 | 1 254 | -72,83 |
| CONGO | 39 | 0 | -100,00 | 88 | 0 | -100,00 |
| CAMEROON | 40 | 225 | 462,50 | 27 | 629 | 2 229,63 |
| NIGERIA | 5 | 204 | 3 980,00 | 8 | 594 | 7 325,00 |
| GABON | 955 | 1 679 | 75,81 | 4 366 | 5 068 | 16,08 |
| COTE D'IVOIRE | 1 086 | 915 | -15,75 | 3 007 | 4 863 | 61,72 |
| SENEGAL | 3 938 | 6 294 | 59,83 | 2 052 | 8 906 | 334,02 |
| BENIN | 24 | 0 | -100,00 | 208 | 0 | -100,00 |
| U.S. VIRGIN ISLANDS | 2 042 | 2 | -99,90 | 6 541 | 5 | -99,92 |
| SEYCHELLES | 212 107 | 99 692 | -53,00 | 110 144 | 211 276 | 91,82 |
| UGANDA | 10 | 0 | -100,00 | 38 | 0 | -100,00 |
| CENTRAL AFRICAN REPUBLIC | 120 | 0 | -100,00 | 400 | 0 | -100,00 |
| DJIBOUTI | 2 315 | 190 | -91,79 | 5 950 | 1 049 | -82,37 |
| SOUTH AFRICA | 59 044 | 67 440 | 14,22 | 150 907 | 147 285 | -2,40 |
| ZIMBABWE | 0 | 33 | - | 0 | 2 499 | - |
| ZAMBIA | 16 | 0 | -100,00 | 71 | 0 | -100,00 |
| MAURITIUS | 22 726 | 33 127 | 45,77 | 62 351 | 94 539 | 51,62 |
| VIRGIN ISLANDS (BRITISH) | 5 432 | 248 | -95,43 | 14 539 | 1 605 | -88,96 |
| AUSTRALIA | 913 375 | 748 083 | -18,10 | 1 003 502 | 1 151 944 | 14,79 |
| NEW ZEALAND | 33 361 | 46 639 | 39,80 | 92 716 | 83 064 | -10,41 |
| GUAM | 7 717 | 6 941 | -10,06 | 21 618 | 18 513 | -14,36 |
| PALAU | 7 | 243 | 3 371,43 | 157 | 1 451 | 824,20 |
| NEW CALEDONIA | 54 151 | 26 755 | -50,59 | 105 842 | 66 167 | -37,49 |
| SAINT VINCENT AND THE GRENADI | 411 | 948 | 130,66 | 506 | 1 015 | 100,59 |
| VANUATU | 12 233 | 4 384 | -64,16 | 13 509 | 12 737 | -5,71 |
| WALLIS AND FUTUNA ISLANDS | 5 854 | 984 | -83,19 | 4 839 | 2 014 | -58,38 |

TABEL 5. PERKEMBANGAN EKSPOR INDONESIA MENURUT KOMODITI DAN NEGARA TUJUAN

| JENIS BARANG | BERAT BERSIH (KG) | | PERUB | NILAI FOB (US \$) | | PERUB |
|--------------------------------|-------------------|--------------|----------|-------------------|--------------|----------|
| | JAN-DES 2009 | JAN-DES 2010 | % | JAN-DES 2009 | JAN-DES 2010 | % |
| | (1) | (2) | (3) | (4) | (5) | (6) |
| BRITISH INDIAN OCEAN TERRITORY | 10 | 0 | -100,00 | 14 | 0 | -100,00 |
| AMERICAN SAMOA | 1 135 | 10 050 | 785,46 | 1 927 | 22 025 | 1 042,97 |
| COOK ISLANDS | 5 114 | 2 952 | -42,28 | 19 129 | 25 224 | 31,86 |
| FIJI | 4 701 | 7 239 | 53,99 | 32 419 | 49 442 | 52,51 |
| SAMOA | 7 858 | 8 326 | 5,96 | 10 830 | 16 216 | 49,73 |
| EAST TIMOR | 7 029 | 14 120 | 100,88 | 14 778 | 16 972 | 14,85 |
| UNITED STATES | 1 580 592 | 1 713 910 | 8,43 | 8 198 248 | 10 137 308 | 23,65 |
| CANADA | 128 276 | 128 342 | 0,05 | 401 409 | 325 281 | -18,97 |
| MEXICO | 62 535 | 47 175 | -24,56 | 247 022 | 199 281 | -19,33 |
| GUATEMALA | 418 | 1 624 | 288,52 | 1 618 | 7 288 | 350,43 |
| HONDURAS | 7 140 | 135 | -98,11 | 10 278 | 299 | -97,09 |
| NICARAGUA | 0 | 142 | - | 0 | 317 | - |
| PANAMA | 9 693 | 5 689 | -41,31 | 25 788 | 4 690 | -81,81 |
| SURINAME | 0 | 350 | - | 0 | 295 | - |
| CHILE | 22 224 | 12 119 | -45,47 | 51 395 | 52 651 | 2,44 |
| VENEZUELA | 7 090 | 24 027 | 238,89 | 15 191 | 45 011 | 196,30 |
| ARGENTINA | 48 897 | 91 110 | 86,33 | 99 362 | 116 562 | 17,31 |
| BRAZIL | 98 512 | 164 026 | 66,50 | 315 244 | 429 896 | 36,37 |
| COLOMBIA | 7 553 | 29 846 | 295,15 | 31 115 | 126 349 | 306,07 |
| URUGUAY | 6 105 | 17 979 | 194,50 | 18 280 | 76 972 | 321,07 |
| ECUADOR | 0 | 92 | - | 0 | 131 | - |
| PERU | 6 353 | 32 052 | 404,52 | 20 784 | 118 013 | 467,81 |
| TRINIDAD AND TOBAGO | 5 275 | 606 | -88,51 | 9 689 | 5 188 | -46,45 |
| BAHAMAS | 3 456 | 19 475 | 463,51 | 11 946 | 82 623 | 591,64 |
| JAMAICA | 19 365 | 15 261 | -21,19 | 27 653 | 47 975 | 73,49 |
| PUERTO RICO | 8 412 | 1 373 | -83,68 | 30 036 | 11 633 | -61,27 |
| BELIZE | 1 880 | 653 | -65,27 | 3 567 | 2 654 | -25,60 |
| DOMINICAN REPUBLIC | 48 012 | 19 098 | -60,22 | 100 003 | 55 934 | -44,07 |
| COSTA RICA | 25 666 | 38 369 | 49,49 | 25 537 | 56 112 | 119,73 |
| HAITI | 7 076 | 0 | -100,00 | 6 815 | 0 | -100,00 |
| BARBADOS | 46 935 | 224 | -99,52 | 38 575 | 416 | -98,92 |
| ANTIGUA AND BARBUDA | 5 436 | 1 508 | -72,26 | 11 912 | 3 045 | -74,44 |
| ANGUILLA | 155 | 0 | -100,00 | 382 | 0 | -100,00 |
| ARUBA | 34 | 0 | -100,00 | 75 | 0 | -100,00 |
| BERMUDA | 263 | 3 120 | 1 086,31 | 696 | 1 947 | 179,74 |
| CAPE VERDE | 0 | 29 | - | 0 | 255 | - |
| CAYMAN ISLANDS | 1 012 | 3 621 | 257,81 | 1 342 | 4 140 | 208,49 |
| DOMINICA | 0 | 2 303 | - | 0 | 4 511 | - |
| FRENCH GUIANA | 2 782 | 6 306 | 126,67 | 3 544 | 10 501 | 196,30 |
| FRENCH POLYNESIA | 45 923 | 43 455 | -5,37 | 66 035 | 69 623 | 5,43 |
| GRENADA | 505 | 0 | -100,00 | 2 392 | 0 | -100,00 |
| MARTINIQUE | 20 985 | 12 585 | -40,03 | 56 709 | 52 334 | -7,71 |
| NETHERLANDS ANTILLES | 6 540 | 3 795 | -41,97 | 20 667 | 10 897 | -47,27 |
| SAINT LUCIA | 1 895 | 960 | -49,34 | 11 967 | 4 663 | -61,03 |
| TURKS AND CAICOS ISLANDS | 966 | 0 | -100,00 | 2 552 | 0 | -100,00 |
| GUADELOUPE | 26 347 | 35 207 | 33,63 | 60 352 | 72 661 | 20,40 |
| SAINT KITTS AND NEVIS | 2 212 | 280 | -87,34 | 3 086 | 796 | -74,21 |
| UNITED KINGDOM | 591 229 | 385 134 | -34,86 | 1 330 969 | 1 364 628 | 2,53 |
| NETHERLANDS | 316 423 | 436 022 | 37,80 | 642 374 | 930 195 | 44,81 |
| FRANCE | 649 498 | 525 989 | -19,02 | 1 502 443 | 1 305 223 | -13,13 |
| GERMANY, FED. REP. OF | 487 352 | 386 303 | -20,73 | 1 788 446 | 1 239 234 | -30,71 |
| AUSTRIA | 20 159 | 8 683 | -56,93 | 37 972 | 32 646 | -14,03 |
| BELGIUM | 229 063 | 202 710 | -11,50 | 411 076 | 340 575 | -17,15 |
| SWITZERLAND | 16 000 | 25 824 | 61,40 | 65 815 | 80 201 | 21,86 |
| LUXEMBOURG | 885 | 27 | -96,95 | 588 | 51 | -91,33 |
| DENMARK | 35 141 | 21 412 | -39,07 | 114 890 | 100 040 | -12,93 |
| NORWAY | 4 727 | 6 946 | 46,94 | 28 969 | 31 737 | 9,56 |
| SWEDEN | 35 165 | 13 189 | -62,49 | 46 533 | 32 526 | -30,10 |
| FINLAND | 7 659 | 5 560 | -27,41 | 23 833 | 15 432 | -35,25 |
| IRELAND | 2 986 | 4 867 | 62,99 | 2 439 | 5 456 | 123,70 |
| ITALY | 406 698 | 345 207 | -15,12 | 1 174 747 | 989 902 | -15,73 |
| SPAIN | 379 356 | 447 332 | 17,92 | 1 118 226 | 1 778 431 | 59,04 |
| PORTUGAL | 40 768 | 30 850 | -24,33 | 103 991 | 90 458 | -13,01 |
| GREECE | 80 093 | 55 048 | -31,27 | 245 159 | 190 880 | -22,14 |
| HUNGARY | 59 885 | 14 881 | -75,15 | 189 875 | 32 082 | -83,10 |
| POLAND | 85 225 | 87 213 | 2,33 | 192 701 | 262 372 | 36,15 |
| ROMANIA | 3 326 | 4 261 | 28,11 | 6 457 | 8 013 | 24,10 |
| BULGARIA | 19 555 | 8 560 | -56,23 | 26 550 | 16 874 | -36,44 |
| YUGOSLAVIA | 13 522 | 16 689 | 23,42 | 13 141 | 13 223 | 0,62 |
| ALBANIA | 5 546 | 5 000 | -9,84 | 6 157 | 6 436 | 4,53 |
| KAZAKHSTAN | 0 | 1 030 | - | 0 | 13 432 | - |
| UKRAINE | 2 158 | 3 309 | 53,34 | 5 536 | 17 861 | 222,63 |
| LITHUANIA | 554 | 1 | -99,82 | 1 102 | 6 | -99,46 |
| LATVIA | 88 096 | 8 825 | -89,98 | 141 244 | 25 460 | -81,97 |
| ESTONIA | 1 848 | 1 498 | -18,94 | 4 034 | 6 093 | 51,04 |
| GEORGIA | 51 | 399 | 682,35 | 18 | 902 | 4 911,11 |
| CROATIA | 18 328 | 16 014 | -12,63 | 39 712 | 20 871 | -47,44 |
| MALTA | 903 | 2 918 | 223,15 | 3 010 | 5 651 | 87,74 |

TABEL 5. PERKEMBANGAN EKSPOR INDONESIA MENURUT KOMODITI DAN NEGARA TUJUAN

| JENIS BARANG | BERAT BERSIH (KG) | | PERUB | NILAI FOB (US \$) | | PERUB |
|------------------------------|--------------------|-------------------|---------------|--------------------|--------------------|-------------|
| | JAN-DES 2009 | JAN-DES 2010 | % | JAN-DES 2009 | JAN-DES 2010 | % |
| | (1) | (2) | (3) | (4) | (5) | (6) |
| SLOVAKIA | 298 | 957 | 221,14 | 899 | 1 678 | 86,65 |
| SLOVENIA | 11 601 | 6 612 | -43,00 | 15 957 | 12 237 | -23,31 |
| CZECH REPUBLIC | 16 788 | 7 216 | -57,02 | 14 289 | 18 542 | 29,76 |
| REP. OF MACEDONIA | 250 | 0 | -100,00 | 570 | 0 | -100,00 |
| RUSSIA FEDERATION | 11 362 | 11 157 | -1,80 | 29 188 | 41 556 | 42,37 |
| -DARI ROTAN | 110 404 684 | 91 459 089 | -17,16 | 252 361 630 | 275 600 271 | 9,21 |
| JAPAN | 10 332 451 | 11 928 498 | 15,45 | 30 894 834 | 36 250 429 | 17,33 |
| HONG KONG | 106 061 | 91 039 | -14,16 | 268 945 | 999 409 | 271,60 |
| KOREA, REPUBLIC OF | 1 343 708 | 2 335 515 | 73,81 | 2 270 259 | 5 036 057 | 121,83 |
| TAIWAN | 1 059 544 | 1 439 495 | 35,86 | 1 673 046 | 2 428 900 | 45,18 |
| CHINA | 458 758 | 654 445 | 42,66 | 1 140 742 | 1 563 696 | 37,08 |
| MACAU | 405 | 3 356 | 728,64 | 768 | 43 056 | 5 506,25 |
| PAPUA NEW GUINEA | 11 615 | 15 140 | 30,35 | 23 532 | 22 920 | -2,60 |
| THAILAND | 303 894 | 276 482 | -9,02 | 896 210 | 771 597 | -13,90 |
| SINGAPORE | 998 248 | 947 785 | -5,06 | 3 888 912 | 5 064 380 | 30,23 |
| PHILIPPINES | 100 501 | 103 814 | 3,30 | 175 000 | 371 682 | 112,39 |
| MALAYSIA | 4 129 155 | 2 209 928 | -46,48 | 4 722 051 | 4 785 185 | 1,34 |
| MYANMAR (FORM. BURMA) | 32 | 0 | -100,00 | 60 | 0 | -100,00 |
| CAMBODIA | 163 | 36 629 | 22 371,78 | 575 | 189 433 | 32 844,87 |
| BRUNEI DARUSSALAM | 74 015 | 39 043 | -47,25 | 97 841 | 49 359 | -49,55 |
| VIET NAM | 275 356 | 416 685 | 51,33 | 1 835 115 | 3 023 863 | 64,78 |
| MALDIVES | 214 415 | 125 192 | -41,61 | 565 563 | 500 459 | -11,51 |
| INDIA | 260 166 | 453 281 | 74,23 | 887 131 | 2 379 579 | 168,23 |
| PAKISTAN | 3 536 | 3 337 | -5,63 | 8 609 | 4 249 | -50,64 |
| BANGLADESH | 1 445 | 633 | -56,19 | 6 877 | 1 010 | -85,31 |
| SRI LANKA | 15 076 | 30 960 | 105,36 | 23 114 | 79 429 | 243,64 |
| IRAQ | 3 000 | 232 | -92,27 | 8 256 | 2 086 | -74,73 |
| IRAN (ISLAMIC REPUBLIC OF) | 58 127 | 62 939 | 8,28 | 157 300 | 133 428 | -15,18 |
| SAUDI ARABIA | 296 205 | 280 000 | -5,47 | 998 166 | 854 710 | -14,37 |
| ISRAEL | 108 668 | 153 831 | 41,56 | 221 175 | 351 670 | 59,00 |
| KUWAIT | 161 537 | 99 743 | -38,25 | 311 046 | 166 527 | -46,46 |
| JORDAN | 51 681 | 78 210 | 51,33 | 178 595 | 119 014 | -33,36 |
| LEBANON | 420 159 | 410 158 | -2,38 | 1 108 748 | 1 269 296 | 14,48 |
| YEMEN | 1 550 | 7 303 | 371,16 | 4 000 | 9 430 | 135,75 |
| OMAN | 22 211 | 75 664 | 240,66 | 98 734 | 93 796 | -5,00 |
| SYRIA ARAB REPUBLIC | 79 161 | 41 556 | -47,50 | 168 832 | 116 194 | -31,18 |
| TURKEY | 547 909 | 500 521 | -8,65 | 1 265 534 | 1 431 968 | 13,15 |
| UNITED ARAB EMIRATES | 365 192 | 294 749 | -19,29 | 1 300 339 | 1 056 678 | -18,74 |
| QATAR | 69 968 | 41 500 | -40,69 | 542 920 | 260 463 | -52,03 |
| BAHRAIN | 15 382 | 14 197 | -7,70 | 68 907 | 69 955 | 1,52 |
| CYPRUS | 120 284 | 62 359 | -48,16 | 531 825 | 215 712 | -59,44 |
| EGYPT | 346 316 | 201 071 | -41,94 | 631 166 | 687 497 | 8,92 |
| LIBYAN ARAB JAMAHIRIYA | 10 466 | 92 014 | 779,17 | 11 240 | 217 279 | 1 833,09 |
| MOROCCO | 260 838 | 39 582 | -84,83 | 635 020 | 120 988 | -80,95 |
| TUNISIA | 50 511 | 47 841 | -5,29 | 199 723 | 151 649 | -24,07 |
| ALGERIA | 30 368 | 23 135 | -23,82 | 74 441 | 51 210 | -31,21 |
| SUDAN | 76 314 | 224 000 | 193,52 | 189 964 | 229 206 | 20,66 |
| NAMIBIA | 28 612 | 37 369 | 30,61 | 87 764 | 91 244 | 3,97 |
| TANZANIA, UNITED REPUBLIC OF | 34 588 | 14 201 | -58,94 | 42 114 | 78 878 | 87,30 |
| MADAGASCAR | 18 665 | 36 830 | 97,32 | 30 867 | 185 922 | 502,33 |
| KENYA | 9 073 | 16 710 | 84,17 | 19 188 | 56 813 | 196,09 |
| REUNION | 425 229 | 481 443 | 13,22 | 811 077 | 960 686 | 18,45 |
| MOZAMBIQUE | 67 000 | 6 758 | -89,91 | 157 358 | 14 709 | -90,65 |
| BOTSWANA | 538 | 577 | 7,25 | 935 | 750 | -19,79 |
| EQUATORIAL GUINEA | 4 496 | 23 983 | 433,43 | 4 389 | 24 278 | 453,16 |
| TOGO | 76 | 500 | 557,89 | 147 | 479 | 225,85 |
| GHANA | 2 004 | 3 541 | 76,70 | 10 872 | 19 892 | 82,97 |
| LIBERIA | 0 | 225 | - | 0 | 132 | - |
| GUINEA | 151 | 8 174 | 5 313,25 | 66 | 5 787 | 8 668,18 |
| ANGOLA | 22 643 | 9 461 | -58,22 | 28 464 | 28 261 | -0,71 |
| CONGO | 60 435 | 1 948 | -96,78 | 159 171 | 2 566 | -98,39 |
| CAMEROON | 615 | 350 | -43,09 | 6 884 | 950 | -86,20 |
| NIGERIA | 14 862 | 48 647 | 227,32 | 31 928 | 99 267 | 210,91 |
| GABON | 7 032 | 34 823 | 395,21 | 22 203 | 81 607 | 267,55 |
| COTE D'IVOIRE | 23 800 | 182 | -99,24 | 33 439 | 273 | -99,18 |
| SENEGAL | 8 998 | 19 685 | 118,77 | 42 975 | 100 778 | 134,50 |
| MAURITANIA | 17 449 | 0 | -100,00 | 9 735 | 0 | -100,00 |
| MALI | 0 | 84 | - | 0 | 122 | - |
| BENIN | 11 471 | 7 214 | -37,11 | 14 187 | 7 150 | -49,60 |
| GUINEA BISSAU | 0 | 3 615 | - | 0 | 17 952 | - |
| GAMBIA | 2 422 | 5 267 | 117,46 | 6 513 | 15 676 | 140,69 |
| U.S. VIRGIN ISLANDS | 519 | 34 | -93,45 | 1 673 | 940 | -43,81 |
| SEYCHELLES | 101 152 | 105 708 | 4,50 | 391 488 | 368 569 | -5,85 |
| UGANDA | 2 808 | 0 | -100,00 | 14 910 | 0 | -100,00 |
| DJIBOUTI | 6 431 | 11 618 | 80,66 | 18 923 | 33 280 | 75,87 |
| SAO TOME AND PRINCIPE | 2 617 | 0 | -100,00 | 10 561 | 0 | -100,00 |
| SWAZILAND | 0 | 4 800 | - | 0 | 6 200 | - |

TABEL 5. PERKEMBANGAN EKSPOR INDONESIA MENURUT KOMODITI DAN NEGARA TUJUAN

| JENIS BARANG | BERAT BERSIH (KG) | | PERUB | NILAI FOB (US \$) | | PERUB |
|--------------------------------|-------------------|--------------|----------|-------------------|--------------|----------|
| | JAN-DES 2009 | JAN-DES 2010 | % | JAN-DES 2009 | JAN-DES 2010 | % |
| | (1) | (2) | (3) | (4) | (5) | (6) |
| SOUTH AFRICA | 1 137 793 | 1 476 147 | 29,74 | 3 111 415 | 3 850 971 | 23,77 |
| ZIMBABWE | 5 694 | 1 193 | -79,05 | 22 068 | 6 935 | -68,57 |
| ZAMBIA | 656 | 0 | -100,00 | 7 790 | 0 | -100,00 |
| MAURITIUS | 149 130 | 238 959 | 60,24 | 268 747 | 555 448 | 106,68 |
| VIRGIN ISLANDS (BRITISH) | 23 325 | 24 015 | 2,96 | 66 123 | 87 384 | 32,15 |
| AUSTRALIA | 3 878 289 | 3 871 220 | -0,18 | 8 671 205 | 9 433 399 | 8,79 |
| NEW ZEALAND | 179 560 | 309 581 | 72,41 | 413 147 | 580 365 | 40,47 |
| GUAM | 43 392 | 95 752 | 120,67 | 95 486 | 269 716 | 182,47 |
| PALAU | 11 433 | 29 | -99,75 | 23 500 | 336 | -98,57 |
| NEW CALEDONIA | 179 302 | 236 335 | 31,81 | 335 845 | 565 784 | 68,47 |
| NORTHERN MARIANA ISLANDS | 22 194 | 19 943 | -10,14 | 118 403 | 62 215 | -47,45 |
| SAINT VINCENT AND THE GRENADI | 10 149 | 2 310 | -77,24 | 19 704 | 3 310 | -83,20 |
| VANUATU | 45 326 | 45 879 | 1,22 | 77 469 | 89 504 | 15,54 |
| WALLIS AND FUTUNA ISLANDS | 2 756 | 2 637 | -4,32 | 4 135 | 5 620 | 35,91 |
| BRITISH INDIAN OCEAN TERRITORY | 0 | 365 | - | 0 | 10 894 | - |
| AMERICAN SAMOA | 0 | 4 733 | - | 0 | 13 864 | - |
| COOK ISLANDS | 2 936 | 825 | -71,90 | 14 386 | 2 000 | -86,10 |
| FIJI | 13 428 | 27 669 | 106,05 | 63 674 | 100 945 | 58,53 |
| SAMOA | 2 211 | 0 | -100,00 | 1 126 | 0 | -100,00 |
| SOLOMON ISLANDS | 3 114 | 6 300 | 102,31 | 15 865 | 11 067 | -30,24 |
| TONGA | 0 | 8 016 | - | 0 | 5 925 | - |
| EAST TIMOR | 445 956 | 1 043 308 | 133,95 | 962 810 | 701 109 | -27,18 |
| UNITED STATES | 8 177 265 | 9 389 963 | 14,83 | 27 503 573 | 34 489 254 | 25,40 |
| CANADA | 595 076 | 993 846 | 67,01 | 2 076 621 | 3 558 258 | 71,35 |
| MEXICO | 511 343 | 410 104 | -19,80 | 1 409 598 | 1 003 414 | -28,82 |
| GUATEMALA | 16 170 | 16 590 | 2,60 | 61 248 | 100 662 | 64,35 |
| HONDURAS | 2 207 | 24 488 | 1 009,56 | 2 560 | 45 211 | 1 666,05 |
| NICARAGUA | 0 | 5 605 | - | 0 | 19 124 | - |
| PANAMA | 92 488 | 89 009 | -3,76 | 228 951 | 256 345 | 11,97 |
| CUBA | 4 531 | 57 134 | 1 160,96 | 9 315 | 88 980 | 855,23 |
| SURINAME | 29 492 | 56 192 | 90,53 | 40 877 | 110 169 | 169,51 |
| CHILE | 199 025 | 89 167 | -55,20 | 655 396 | 326 263 | -50,22 |
| VENEZUELA | 43 574 | 26 331 | -39,57 | 111 805 | 55 495 | -50,36 |
| ARGENTINA | 74 334 | 53 210 | -28,42 | 228 062 | 166 507 | -26,99 |
| BRAZIL | 159 626 | 347 605 | 117,76 | 444 977 | 1 014 319 | 127,95 |
| COLOMBIA | 122 033 | 132 763 | 8,79 | 354 630 | 551 339 | 55,47 |
| BOLIVIA | 59 | 376 | 537,29 | 491 | 6 305 | 1 184,11 |
| URUGUAY | 49 129 | 69 971 | 42,42 | 124 369 | 134 271 | 7,96 |
| PARAGUAY | 2 508 | 9 550 | 280,78 | 9 674 | 35 205 | 263,91 |
| ECUADOR | 69 327 | 16 072 | -76,82 | 191 183 | 67 587 | -64,65 |
| PERU | 137 424 | 155 853 | 13,41 | 514 078 | 509 331 | -0,92 |
| GUYANA | 2 160 | 0 | -100,00 | 11 484 | 0 | -100,00 |
| TRINIDAD AND TOBAGO | 12 604 | 33 819 | 168,32 | 39 464 | 116 821 | 196,02 |
| BAHAMAS | 13 367 | 9 917 | -25,81 | 18 814 | 59 117 | 214,22 |
| JAMAICA | 10 765 | 20 590 | 91,27 | 24 630 | 64 481 | 161,80 |
| PUERTO RICO | 39 123 | 8 417 | -78,49 | 109 466 | 29 892 | -72,69 |
| BELIZE | 1 967 | 8 109 | 312,25 | 19 639 | 19 064 | -2,93 |
| DOMINICAN REPUBLIC | 78 484 | 62 332 | -20,58 | 328 996 | 225 380 | -31,49 |
| EL SALVADOR | 2 682 | 17 779 | 562,90 | 13 243 | 56 948 | 330,02 |
| COSTA RICA | 42 846 | 12 127 | -71,70 | 87 369 | 10 792 | -87,65 |
| HAITI | 22 | 0 | -100,00 | 70 | 0 | -100,00 |
| BARBADOS | 6 096 | 16 250 | 166,57 | 12 374 | 32 718 | 164,41 |
| ANTIGUA AND BARBUDA | 15 792 | 6 911 | -56,24 | 59 448 | 20 519 | -65,48 |
| ANGUILLA | 4 753 | 13 914 | 192,74 | 20 789 | 49 641 | 138,78 |
| ARUBA | 25 010 | 14 613 | -41,57 | 51 393 | 33 631 | -34,56 |
| BERMUDA | 5 310 | 0 | -100,00 | 19 186 | 0 | -100,00 |
| CAPE VERDE | 46 911 | 37 183 | -20,74 | 80 025 | 50 492 | -36,90 |
| CAYMAN ISLANDS | 4 279 | 11 566 | 170,30 | 17 050 | 14 355 | -15,81 |
| DOMINICA | 3 650 | 8 113 | 122,27 | 6 544 | 27 495 | 320,16 |
| FRENCH GUIANA | 42 209 | 81 931 | 94,11 | 76 834 | 216 644 | 181,96 |
| FRENCH POLYNESIA | 281 183 | 477 563 | 69,84 | 432 535 | 1 097 985 | 153,85 |
| GRENADA | 5 508 | 6 254 | 13,54 | 23 039 | 12 906 | -43,98 |
| MARTINIQUE | 111 027 | 155 477 | 40,04 | 324 376 | 421 335 | 29,89 |
| NETHERLANDS ANTILLES | 172 398 | 149 467 | -13,30 | 430 507 | 485 537 | 12,78 |
| NORFOLK ISLANDS | 0 | 4 213 | - | 0 | 19 578 | - |
| SAINT LUCIA | 6 908 | 3 622 | -47,57 | 17 283 | 21 547 | 24,67 |
| TURKS AND CAICOS ISLANDS | 499 | 2 191 | 339,08 | 1 710 | 6 478 | 278,83 |
| GUADELOUPE | 218 602 | 266 161 | 21,76 | 595 194 | 725 870 | 21,96 |
| SAINT KITTS AND NEVIS | 0 | 6 938 | - | 0 | 17 247 | - |
| UNITED KINGDOM | 28 028 365 | 7 628 188 | -72,78 | 22 875 804 | 24 789 799 | 8,37 |
| NETHERLANDS | 5 320 255 | 4 811 507 | -9,56 | 15 519 079 | 12 977 193 | -16,38 |
| FRANCE | 3 991 704 | 3 731 182 | -6,53 | 10 027 733 | 9 695 679 | -3,31 |
| GERMANY, FED. REP. OF | 13 812 383 | 11 264 585 | -18,45 | 39 465 170 | 34 160 681 | -13,44 |
| AUSTRIA | 118 816 | 141 159 | 18,80 | 243 583 | 246 679 | 1,27 |
| BELGIUM | 3 690 202 | 4 274 001 | 15,82 | 12 094 244 | 14 710 290 | 21,63 |
| SWITZERLAND | 106 879 | 128 511 | 20,24 | 278 572 | 406 496 | 45,92 |
| LUXEMBOURG | 1 185 | 1 334 | 12,57 | 2 508 | 850 | -66,11 |
| MONACO | 594 | 0 | -100,00 | 19 939 | 0 | -100,00 |

TABEL 5. PERKEMBANGAN EKSPOR INDONESIA MENURUT KOMODITI DAN NEGARA TUJUAN

| JENIS BARANG | BERAT BERSIH (KG) | | PERUB | NILAI FOB (US \$) | | PERUB |
|-------------------------------|--------------------|--------------------|--------------|----------------------|----------------------|--------------|
| | JAN-DES 2009 | JAN-DES 2010 | % | JAN-DES 2009 | JAN-DES 2010 | % |
| | (1) | (2) | (3) | (4) | (5) | (6) |
| DENMARK | 566 457 | 612 414 | 8,11 | 1 936 744 | 2 406 121 | 24,24 |
| NORWAY | 372 328 | 633 355 | 70,11 | 1 313 250 | 2 438 580 | 85,69 |
| SWEDEN | 443 257 | 1 066 080 | 140,51 | 1 819 363 | 3 801 192 | 108,93 |
| FINLAND | 551 280 | 506 631 | -8,10 | 1 813 418 | 2 005 113 | 10,57 |
| IRELAND | 193 854 | 73 790 | -61,94 | 367 402 | 124 324 | -66,16 |
| ITALY | 4 042 038 | 3 879 498 | -4,02 | 10 574 421 | 10 441 740 | -1,25 |
| SPAIN | 2 593 819 | 2 484 099 | -4,23 | 7 549 753 | 7 155 128 | -5,23 |
| PORTUGAL | 369 294 | 285 880 | -22,59 | 1 012 926 | 795 831 | -21,43 |
| ICELAND | 4 655 | 54 528 | 1 071,39 | 9 815 | 151 395 | 1 442,49 |
| GREECE | 1 075 463 | 638 207 | -40,66 | 2 538 061 | 1 647 669 | -35,08 |
| DEMOCRATIC REPUBLIC OF THE C | 3 920 | 0 | -100,00 | 10 004 | 0 | -100,00 |
| HUNGARY | 82 965 | 54 770 | -33,98 | 306 300 | 307 622 | 0,43 |
| POLAND | 1 284 143 | 979 264 | -23,74 | 3 492 861 | 2 657 516 | -23,92 |
| ROMANIA | 332 868 | 259 508 | -22,04 | 907 056 | 742 578 | -18,13 |
| BULGARIA | 126 007 | 86 365 | -31,46 | 249 128 | 152 856 | -38,64 |
| YUGOSLAVIA | 19 152 | 11 698 | -38,92 | 53 890 | 47 908 | -11,10 |
| ALBANIA | 554 | 8 950 | 1 515,52 | 240 | 9 707 | 3 944,58 |
| ARMENIA | 2 320 | 9 200 | 296,55 | 10 984 | 16 456 | 49,82 |
| AZERBAIJAN | 0 | 457 | - | 0 | 438 | - |
| BELARUS | 2 485 | 0 | -100,00 | 8 636 | 0 | -100,00 |
| KAZAKHSTAN | 20 736 | 26 258 | 26,63 | 82 539 | 125 821 | 52,44 |
| KYRGYZSTAN | 63 097 | 1 689 | -97,32 | 29 194 | 7 312 | -74,95 |
| UKRAINE | 236 528 | 399 478 | 68,89 | 707 040 | 1 270 209 | 79,65 |
| UZBEKISTAN | 0 | 8 226 | - | 0 | 20 912 | - |
| LITHUANIA | 52 507 | 100 680 | 91,75 | 158 462 | 221 240 | 39,62 |
| LATVIA | 127 983 | 108 442 | -15,27 | 523 841 | 311 723 | -40,49 |
| ESTONIA | 85 443 | 96 310 | 12,72 | 296 452 | 283 044 | -4,52 |
| GEORGIA | 2 625 | 9 041 | 244,42 | 8 036 | 22 233 | 176,67 |
| CROATIA | 119 566 | 86 851 | -27,36 | 371 943 | 259 892 | -30,13 |
| MALTA | 9 129 | 22 224 | 143,44 | 29 736 | 43 404 | 45,96 |
| SLOVAKIA | 37 275 | 44 831 | 20,27 | 42 416 | 96 528 | 127,57 |
| SLOVENIA | 156 294 | 129 694 | -17,02 | 427 632 | 326 100 | -23,74 |
| CZECH REPUBLIC | 107 186 | 117 284 | 9,42 | 284 019 | 295 859 | 4,17 |
| RUSSIA FEDERATION | 994 586 | 1 142 809 | 14,90 | 3 774 722 | 4 318 241 | 14,40 |
| -DARI BAHAN LAINNYA | 566 998 854 | 649 096 825 | 14,48 | 1 374 993 894 | 1 643 521 780 | 19,53 |
| JAPAN | 91 023 125 | 92 485 009 | 1,61 | 175 164 156 | 186 531 944 | 6,49 |
| HONG KONG | 629 347 | 854 786 | 35,82 | 2 142 085 | 2 759 589 | 28,83 |
| KOREA, DEMOCRATIC PEOPLE'S RI | 0 | 25 522 | - | 0 | 22 346 | - |
| KOREA, REPUBLIC OF | 11 364 310 | 12 839 657 | 12,98 | 24 703 209 | 26 758 927 | 8,32 |
| TAIWAN | 8 809 911 | 10 533 614 | 19,57 | 21 234 074 | 28 451 278 | 33,99 |
| CHINA | 5 456 734 | 7 917 224 | 45,09 | 9 635 778 | 15 375 748 | 59,57 |
| MACAU | 106 833 | 35 907 | -66,39 | 428 105 | 87 547 | -79,55 |
| PAPUA NEW GUINEA | 25 043 | 26 885 | 7,36 | 30 983 | 67 730 | 118,60 |
| THAILAND | 677 519 | 648 149 | -4,33 | 1 640 400 | 1 757 746 | 7,15 |
| SINGAPORE | 5 491 865 | 6 446 449 | 17,38 | 13 103 539 | 15 762 310 | 20,29 |
| PHILIPPINES | 1 408 903 | 1 900 965 | 34,93 | 1 333 040 | 1 945 916 | 45,98 |
| MALAYSIA | 22 416 604 | 22 706 761 | 1,29 | 30 159 072 | 35 995 266 | 19,35 |
| MYANMAR (FORM. BURMA) | 0 | 6 399 | - | 0 | 10 906 | - |
| CAMBODIA | 34 837 | 5 775 | -83,42 | 35 583 | 5 567 | -84,35 |
| BRUNEI DARUSSALAM | 243 221 | 206 479 | -15,11 | 322 631 | 313 501 | -2,83 |
| LAO PEOPLE'S DEMOCRATIC REPU | 182 | 1 466 | 705,49 | 4 389 | 10 396 | 136,86 |
| VIET NAM | 146 629 | 148 478 | 1,26 | 379 147 | 526 376 | 38,83 |
| MALDIVES | 1 198 711 | 755 779 | -36,95 | 2 661 908 | 2 346 925 | -11,83 |
| INDIA | 2 806 400 | 3 635 295 | 29,54 | 3 562 009 | 5 601 680 | 57,26 |
| PAKISTAN | 12 463 | 6 208 | -50,19 | 26 154 | 30 902 | 18,15 |
| BANGLADESH | 49 926 | 21 915 | -56,11 | 129 601 | 78 764 | -39,23 |
| SRI LANKA | 588 843 | 367 823 | -37,53 | 575 255 | 613 962 | 6,73 |
| IRAQ | 2 933 | 30 741 | 948,11 | 7 579 | 47 107 | 521,55 |
| IRAN (ISLAMIC REPUBLIC OF) | 391 733 | 377 175 | -3,72 | 1 054 962 | 1 291 230 | 22,40 |
| SAUDI ARABIA | 2 279 458 | 1 750 728 | -23,20 | 2 960 990 | 3 115 946 | 5,23 |
| ISRAEL | 1 450 902 | 1 341 744 | -7,52 | 2 972 014 | 3 497 879 | 17,69 |
| KUWAIT | 1 503 036 | 2 437 359 | 62,16 | 2 097 776 | 3 556 137 | 69,52 |
| JORDAN | 280 059 | 149 965 | -46,45 | 819 996 | 466 952 | -43,05 |
| LEBANON | 870 659 | 808 895 | -7,09 | 1 985 994 | 2 601 862 | 31,01 |
| YEMEN | 469 111 | 528 279 | 12,61 | 655 131 | 659 075 | 0,60 |
| OMAN | 305 325 | 308 391 | 1,00 | 382 264 | 490 348 | 28,27 |
| SYRIA ARAB REPUBLIC | 121 028 | 51 169 | -57,72 | 271 239 | 136 370 | -49,72 |
| TURKEY | 1 373 035 | 2 084 402 | 51,81 | 5 476 706 | 8 073 167 | 47,41 |
| UNITED ARAB EMIRATES | 29 459 422 | 27 512 216 | -6,61 | 24 458 408 | 25 194 295 | 3,01 |
| QATAR | 198 030 | 276 788 | 39,77 | 521 432 | 761 048 | 45,95 |
| BAHRAIN | 422 892 | 342 179 | -19,09 | 1 232 329 | 877 466 | -28,80 |
| CYPRUS | 331 944 | 226 611 | -31,73 | 1 391 370 | 1 116 428 | -19,76 |
| EGYPT | 662 124 | 699 122 | 5,59 | 1 051 685 | 2 144 034 | 103,87 |
| LIBYAN ARAB JAMAHIRIYA | 885 124 | 562 600 | -36,44 | 935 232 | 659 151 | -29,52 |
| MOROCCO | 941 779 | 362 307 | -61,53 | 1 462 043 | 980 295 | -32,95 |
| TUNISIA | 95 589 | 87 366 | -8,60 | 543 624 | 612 148 | 12,61 |
| ALGERIA | 121 039 | 185 560 | 53,31 | 228 123 | 243 719 | 6,84 |

TABEL 5. PERKEMBANGAN EKSPOR INDONESIA MENURUT KOMODITI DAN NEGARA TUJUAN

| JENIS BARANG | BERAT BERSIH (KG) | | PERUB | NILAI FOB (US \$) | | PERUB |
|--------------------------------|-------------------|--------------|----------|-------------------|--------------|----------|
| | JAN-DES 2009 | JAN-DES 2010 | % | JAN-DES 2009 | JAN-DES 2010 | % |
| | (1) | (2) | (3) | (4) | (5) | (6) |
| SUDAN | 389 093 | 232 341 | -40,29 | 464 977 | 281 077 | -39,55 |
| ERITREA | 0 | 24 491 | - | 0 | 157 858 | - |
| NAMIBIA | 343 710 | 280 133 | -18,50 | 306 477 | 252 196 | -17,71 |
| ETHIOPIA | 90 575 | 290 745 | 221,00 | 118 804 | 350 995 | 195,44 |
| TANZANIA, UNITED REPUBLIC OF | 946 196 | 1 548 024 | 63,61 | 946 859 | 2 634 306 | 178,22 |
| MADAGASCAR | 77 720 | 22 375 | -71,21 | 70 416 | 32 042 | -54,50 |
| KENYA | 398 246 | 282 317 | -29,11 | 467 289 | 348 188 | -25,49 |
| REUNION | 1 593 599 | 1 897 470 | 19,07 | 5 024 200 | 3 938 507 | -21,61 |
| MOZAMBIQUE | 99 147 | 74 189 | -25,17 | 254 604 | 278 478 | 9,38 |
| BOTSWANA | 299 | 1 186 | 296,66 | 520 | 7 397 | 1 322,50 |
| EQUATORIAL GUINEA | 17 703 | 28 838 | 62,90 | 16 941 | 45 675 | 169,61 |
| TOGO | 50 531 | 25 100 | -50,33 | 39 154 | 25 252 | -35,51 |
| GHANA | 63 623 | 216 029 | 239,55 | 104 330 | 342 211 | 228,01 |
| LIBERIA | 3 094 | 5 997 | 93,83 | 16 066 | 23 254 | 44,74 |
| GUINEA | 20 546 | 11 | -99,95 | 39 778 | 4 | -99,99 |
| ANGOLA | 1 081 514 | 665 368 | -38,48 | 1 346 702 | 671 594 | -50,13 |
| CONGO | 73 268 | 77 040 | 5,15 | 327 071 | 97 180 | -70,29 |
| CAMEROON | 122 582 | 59 605 | -51,38 | 88 660 | 49 548 | -44,11 |
| NIGERIA | 94 361 | 89 066 | -5,61 | 220 716 | 284 999 | 29,12 |
| SIERRA LEONE | 16 911 | 0 | -100,00 | 23 065 | 0 | -100,00 |
| GABON | 44 042 | 48 028 | 9,05 | 106 854 | 145 970 | 36,61 |
| COTE D'IVOIRE | 97 458 | 86 141 | -11,61 | 95 162 | 198 638 | 108,74 |
| SENEGAL | 40 141 | 59 773 | 48,91 | 92 390 | 222 668 | 141,01 |
| MAURITANIA | 22 171 | 3 348 | -84,90 | 16 555 | 9 342 | -43,57 |
| BENIN | 400 246 | 156 651 | -60,86 | 669 534 | 212 200 | -68,31 |
| GAMBIA | 0 | 14 | - | 0 | 10 | - |
| U.S. VIRGIN ISLANDS | 119 812 | 44 798 | -62,61 | 243 399 | 107 477 | -55,84 |
| SEYCHELLES | 442 908 | 265 011 | -40,17 | 1 314 822 | 1 166 050 | -11,31 |
| UGANDA | 10 101 | 38 659 | 282,72 | 13 136 | 57 076 | 334,50 |
| NIGER | 3 655 | 0 | -100,00 | 5 120 | 0 | -100,00 |
| DJIBOUTI | 1 059 592 | 451 361 | -57,40 | 611 495 | 235 363 | -61,51 |
| SAO TOME AND PRINCIPE | 563 | 0 | -100,00 | 200 | 0 | -100,00 |
| SWAZILAND | 0 | 580 | - | 0 | 750 | - |
| SOUTH AFRICA | 4 304 573 | 4 571 693 | 6,21 | 8 156 697 | 8 779 911 | 7,64 |
| ZIMBABWE | 0 | 1 602 | - | 0 | 8 602 | - |
| ZAMBIA | 11 317 | 0 | -100,00 | 13 306 | 0 | -100,00 |
| MALAWI | 0 | 11 985 | - | 0 | 10 575 | - |
| COMOROS | 0 | 447 | - | 0 | 1 122 | - |
| MAURITIUS | 869 148 | 817 528 | -5,94 | 1 555 373 | 2 488 373 | 59,99 |
| RWANDA | 80 172 | 24 855 | -69,00 | 102 604 | 25 327 | -75,32 |
| VIRGIN ISLANDS (BRITISH) | 74 035 | 27 116 | -63,37 | 218 192 | 77 491 | -64,48 |
| AUSTRALIA | 24 691 065 | 22 706 274 | -8,04 | 45 485 945 | 50 653 431 | 11,36 |
| NEW ZEALAND | 2 206 407 | 2 829 639 | 28,25 | 5 435 001 | 6 969 111 | 28,23 |
| MICRONESIA, FEDERATED STATES | 681 | 0 | -100,00 | 665 | 0 | -100,00 |
| GUAM | 18 395 | 37 251 | 102,51 | 54 121 | 102 623 | 89,62 |
| PALAU | 275 | 397 | 44,36 | 566 | 3 629 | 541,17 |
| NEW CALEDONIA | 676 703 | 473 006 | -30,10 | 1 136 746 | 1 253 937 | 10,31 |
| NORTHERN MARIANA ISLANDS | 909 | 17 456 | 1 820,35 | 1 998 | 96 968 | 4 753,25 |
| SAINT VINCENT AND THE GRENADI | 72 702 | 26 214 | -63,94 | 193 438 | 105 026 | -45,71 |
| VANUATU | 82 290 | 61 422 | -25,36 | 127 155 | 99 945 | -21,40 |
| WALLIS AND FUTUNA ISLANDS | 31 879 | 43 414 | 36,18 | 54 682 | 100 384 | 83,58 |
| BRITISH INDIAN OCEAN TERRITORY | 364 | 0 | -100,00 | 487 | 0 | -100,00 |
| AMERICAN SAMOA | 4 559 | 8 947 | 96,25 | 38 191 | 11 255 | -70,53 |
| COOK ISLANDS | 12 372 | 15 690 | 26,82 | 30 761 | 80 483 | 161,64 |
| FIJI | 153 531 | 73 931 | -51,85 | 962 517 | 145 360 | -84,90 |
| SAMOA | 30 889 | 22 175 | -28,21 | 35 569 | 37 015 | 4,07 |
| TONGA | 0 | 4 378 | - | 0 | 11 709 | - |
| EAST TIMOR | 609 180 | 960 117 | 57,61 | 719 832 | 1 102 250 | 53,13 |
| UNITED STATES | 134 721 857 | 150 785 334 | 11,92 | 426 562 437 | 492 229 193 | 15,39 |
| CANADA | 6 382 623 | 7 562 326 | 18,48 | 18 722 939 | 22 572 775 | 20,56 |
| MEXICO | 867 696 | 857 396 | -1,19 | 2 670 551 | 3 256 911 | 21,96 |
| GUATEMALA | 134 963 | 190 695 | 41,29 | 313 951 | 410 007 | 30,60 |
| HONDURAS | 26 679 | 7 505 | -71,87 | 37 088 | 22 255 | -39,99 |
| NICARAGUA | 369 | 1 355 | 267,21 | 752 | 2 968 | 294,68 |
| PANAMA | 306 832 | 262 258 | -14,53 | 682 761 | 714 802 | 4,69 |
| CUBA | 0 | 9 350 | - | 0 | 19 101 | - |
| SURINAME | 165 809 | 124 640 | -24,83 | 291 233 | 203 158 | -30,24 |
| CHILE | 183 269 | 213 763 | 16,64 | 424 606 | 522 107 | 22,96 |
| VENEZUELA | 145 738 | 63 492 | -56,43 | 351 679 | 139 467 | -60,34 |
| ARGENTINA | 496 930 | 608 357 | 22,42 | 1 080 640 | 1 213 317 | 12,28 |
| BRAZIL | 387 027 | 423 919 | 9,53 | 755 501 | 1 186 030 | 56,99 |
| COLOMBIA | 234 285 | 229 846 | -1,89 | 494 294 | 464 168 | -6,09 |
| BOLIVIA | 1 538 | 11 061 | 619,18 | 13 764 | 29 075 | 111,24 |
| URUGUAY | 111 112 | 110 743 | -0,33 | 266 339 | 350 483 | 31,59 |
| PARAGUAY | 9 261 | 0 | -100,00 | 14 121 | 0 | -100,00 |
| ECUADOR | 94 029 | 27 686 | -70,56 | 228 923 | 142 594 | -37,71 |
| PERU | 68 272 | 36 497 | -46,54 | 204 688 | 145 571 | -28,88 |
| GUYANA | 0 | 7 560 | - | 0 | 15 588 | - |

TABEL 5. PERKEMBANGAN EKSPOR INDONESIA MENURUT KOMODITI DAN NEGARA TUJUAN

| JENIS BARANG | BERAT BERSIH (KG) | | PERUB | NILAI FOB (US \$) | | PERUB |
|------------------------------|----------------------|----------------------|-------------|--------------------|--------------------|--------------|
| | JAN-DES 2009 | JAN-DES 2010 | % | JAN-DES 2009 | JAN-DES 2010 | % |
| | (1) | (2) | (3) | (4) | (5) | (6) |
| TRINIDAD AND TOBAGO | 119 924 | 68 560 | -42,83 | 301 939 | 214 877 | -28,83 |
| BAHAMAS | 43 971 | 30 271 | -31,16 | 93 976 | 74 371 | -20,86 |
| JAMAICA | 229 901 | 164 666 | -28,38 | 1 045 916 | 498 428 | -52,35 |
| PUERTO RICO | 821 370 | 859 019 | 4,58 | 1 894 099 | 2 036 565 | 7,52 |
| BELIZE | 5 003 | 5 001 | -0,04 | 10 966 | 3 480 | -68,27 |
| DOMINICAN REPUBLIC | 439 657 | 600 808 | 36,65 | 1 230 693 | 1 654 411 | 34,43 |
| EL SALVADOR | 0 | 1 926 | - | 0 | 16 544 | - |
| COSTA RICA | 147 099 | 108 922 | -25,95 | 240 923 | 219 988 | -8,69 |
| HAITI | 19 912 | 372 | -98,13 | 39 111 | 3 352 | -91,43 |
| BARBADOS | 70 162 | 27 047 | -61,45 | 115 492 | 70 283 | -39,14 |
| ANTIGUA AND BARBUDA | 69 534 | 7 945 | -88,57 | 82 138 | 12 129 | -85,23 |
| ANGUILLA | 28 748 | 3 872 | -86,53 | 55 453 | 9 166 | -83,47 |
| ARUBA | 130 826 | 114 594 | -12,41 | 235 436 | 256 915 | 9,12 |
| BERMUDA | 38 183 | 13 883 | -63,64 | 100 020 | 53 357 | -46,65 |
| CAPE VERDE | 1 659 | 0 | -100,00 | 3 060 | 0 | -100,00 |
| CAYMAN ISLANDS | 36 451 | 35 591 | -2,36 | 89 732 | 45 277 | -49,54 |
| DOMINICA | 43 117 | 16 980 | -60,62 | 91 023 | 43 021 | -52,74 |
| FRENCH GUIANA | 126 993 | 170 041 | 33,90 | 242 814 | 276 837 | 14,01 |
| FRENCH POLYNESIA | 686 393 | 336 687 | -50,95 | 1 036 905 | 648 124 | -37,49 |
| GRENADA | 12 748 | 3 200 | -74,90 | 50 835 | 4 943 | -90,28 |
| MARTINIQUE | 339 652 | 435 037 | 28,08 | 584 083 | 806 765 | 38,13 |
| NETHERLANDS ANTILLES | 432 559 | 196 759 | -54,51 | 1 473 070 | 603 044 | -59,06 |
| SAINT LUCIA | 15 508 | 22 160 | 42,89 | 39 423 | 102 908 | 161,04 |
| TURKS AND CAICOS ISLANDS | 17 909 | 6 083 | -66,03 | 29 516 | 33 126 | 12,23 |
| GUADELOUPE | 454 790 | 666 569 | 46,57 | 858 087 | 1 379 740 | 60,79 |
| SAINT KITTS AND NEVIS | 4 089 | 9 008 | 120,30 | 13 478 | 10 157 | -24,64 |
| UNITED KINGDOM | 26 054 382 | 60 372 797 | 131,72 | 70 353 831 | 126 961 128 | 80,46 |
| NETHERLANDS | 34 939 780 | 34 672 096 | -0,77 | 93 060 405 | 99 009 082 | 6,39 |
| FRANCE | 24 944 445 | 59 875 551 | 140,04 | 69 806 224 | 155 607 182 | 122,91 |
| GERMANY, FED. REP. OF | 35 199 612 | 23 515 913 | -33,19 | 90 217 526 | 68 043 337 | -24,58 |
| AUSTRIA | 400 470 | 792 772 | 97,96 | 1 267 976 | 2 886 725 | 127,66 |
| BELGIUM | 17 087 058 | 20 508 521 | 20,02 | 55 021 419 | 64 211 414 | 16,70 |
| SWITZERLAND | 905 417 | 1 767 543 | 95,22 | 2 429 013 | 4 225 298 | 73,95 |
| LUXEMBOURG | 902 | 2 465 | 173,28 | 11 028 | 1 571 | -85,75 |
| DENMARK | 3 695 785 | 4 232 523 | 14,52 | 12 368 547 | 14 455 445 | 16,87 |
| NORWAY | 1 612 149 | 1 174 166 | -27,17 | 4 314 451 | 5 660 166 | 31,19 |
| SWEDEN | 2 781 534 | 3 063 914 | 10,15 | 8 109 616 | 9 934 981 | 22,51 |
| FINLAND | 765 675 | 707 442 | -7,61 | 3 043 884 | 3 000 949 | -1,41 |
| IRELAND | 1 717 705 | 1 116 222 | -35,02 | 4 558 468 | 2 977 620 | -34,68 |
| ITALY | 10 229 484 | 9 867 090 | -3,54 | 30 247 613 | 34 392 589 | 13,70 |
| SPAIN | 11 739 719 | 12 029 550 | 2,47 | 27 432 280 | 30 032 068 | 9,48 |
| PORTUGAL | 1 873 549 | 1 236 226 | -34,02 | 3 908 611 | 2 460 626 | -37,05 |
| ICELAND | 46 149 | 35 025 | -24,10 | 120 218 | 61 982 | -48,44 |
| GREECE | 2 366 920 | 1 353 159 | -42,83 | 5 970 510 | 4 139 847 | -30,66 |
| DEMOCRATIC REPUBLIC OF THE C | 163 731 | 620 271 | 278,84 | 187 862 | 732 752 | 290,05 |
| HUNGARY | 172 569 | 70 921 | -58,90 | 407 939 | 148 785 | -63,53 |
| POLAND | 1 202 380 | 1 041 627 | -13,37 | 2 937 032 | 2 531 898 | -13,79 |
| ROMANIA | 312 479 | 118 345 | -62,13 | 562 722 | 389 982 | -30,70 |
| BULGARIA | 248 221 | 77 373 | -68,83 | 423 711 | 200 704 | -52,63 |
| YUGOSLAVIA | 38 036 | 4 427 | -88,36 | 65 256 | 61 102 | -6,37 |
| ALBANIA | 13 504 | 27 883 | 106,48 | 11 805 | 53 163 | 350,34 |
| ARMENIA | 18 830 | 37 241 | 97,77 | 23 543 | 58 838 | 149,92 |
| AZERBAIJAN | 0 | 3 633 | - | 0 | 21 133 | - |
| BELARUS | 7 651 | 57 741 | 654,69 | 60 734 | 448 381 | 638,27 |
| KAZAKHSTAN | 13 557 | 4 187 | -69,12 | 39 406 | 43 244 | 9,74 |
| MOLDOVA, REPUBLIC OF | 0 | 7 650 | - | 0 | 20 077 | - |
| UKRAINE | 319 626 | 328 481 | 2,77 | 995 241 | 1 271 086 | 27,72 |
| LITHUANIA | 56 314 | 14 688 | -73,92 | 307 634 | 55 975 | -81,80 |
| LATVIA | 849 939 | 568 834 | -33,07 | 1 654 276 | 1 166 883 | -29,46 |
| ESTONIA | 113 413 | 95 709 | -15,61 | 450 844 | 397 259 | -11,89 |
| GEORGIA | 37 080 | 27 977 | -24,55 | 120 073 | 154 979 | 29,07 |
| CROATIA | 213 395 | 134 449 | -37,00 | 557 985 | 384 443 | -31,10 |
| MALTA | 171 725 | 159 129 | -7,33 | 405 532 | 332 988 | -17,89 |
| SLOVAKIA | 154 430 | 178 456 | 15,56 | 425 691 | 486 619 | 14,31 |
| SLOVENIA | 265 082 | 326 373 | 23,12 | 782 859 | 850 621 | 8,66 |
| CZECH REPUBLIC | 636 847 | 769 215 | 20,78 | 1 702 650 | 2 359 578 | 38,58 |
| REP. OF MACEDONIA | 0 | 10 830 | - | 0 | 26 893 | - |
| RUSSIA FEDERATION | 643 382 | 1 239 258 | 92,62 | 2 405 867 | 4 624 194 | 92,20 |
| -AN ORGANIK | 1 515 313 304 | 1 517 245 706 | 0,13 | 375 302 902 | 470 714 731 | 25,42 |
| JAPAN | 164 203 793 | 214 019 717 | 30,34 | 46 558 808 | 73 405 393 | 57,66 |
| HONG KONG | 457 877 | 832 865 | 81,90 | 151 822 | 295 919 | 94,91 |
| KOREA, REPUBLIC OF | 417 173 105 | 427 100 340 | 2,38 | 92 510 507 | 131 747 466 | 42,41 |
| TAIWAN | 245 382 125 | 166 884 161 | -31,99 | 59 893 324 | 56 555 998 | -5,57 |
| CHINA | 100 726 095 | 122 905 177 | 22,02 | 25 286 348 | 40 051 666 | 58,39 |
| PAPUA NEW GUINEA | 144 000 | 653 665 | 353,93 | 22 388 | 120 357 | 437,60 |
| THAILAND | 93 279 693 | 86 618 656 | -7,14 | 24 757 240 | 31 648 539 | 27,84 |
| SINGAPORE | 35 251 711 | 47 001 499 | 33,33 | 10 713 175 | 14 244 356 | 32,96 |

TABEL 5. PERKEMBANGAN EKSPOR INDONESIA MENURUT KOMODITI DAN NEGARA TUJUAN

| JENIS BARANG | BERAT BERSIH (KG) | | PERUB | NILAI FOB (US \$) | | PERUB |
|------------------------------|-------------------|--------------|-----------|-------------------|--------------|----------|
| | JAN-DES 2009 | JAN-DES 2010 | % | JAN-DES 2009 | JAN-DES 2010 | % |
| | (1) | (2) | (3) | (4) | (5) | (6) |
| PHILIPPINES | 102 174 854 | 69 380 691 | -32,10 | 21 041 044 | 14 195 333 | -32,54 |
| MALAYSIA | 54 874 094 | 69 222 525 | 26,15 | 15 673 426 | 17 750 739 | 13,25 |
| MYANMAR (FORM. BURMA) | 430 500 | 3 776 214 | 777,17 | 126 657 | 1 793 635 | 1 316,14 |
| CAMBODIA | 480 | 0 | -100,00 | 3 304 | 0 | -100,00 |
| BRUNEI DARUSSALAM | 13 400 000 | 7 603 600 | -43,26 | 3 470 649 | 1 500 408 | -56,77 |
| VIET NAM | 40 543 926 | 44 990 960 | 10,97 | 12 460 286 | 18 250 908 | 46,47 |
| MALDIVES | 2 623 | 0 | -100,00 | 1 230 | 0 | -100,00 |
| INDIA | 87 689 845 | 45 303 078 | -48,34 | 20 883 014 | 9 819 239 | -52,98 |
| PAKISTAN | 1 685 560 | 1 664 105 | -1,27 | 826 927 | 776 477 | -6,10 |
| BANGLADESH | 21 563 697 | 33 806 028 | 56,77 | 3 932 787 | 4 513 452 | 14,76 |
| SRI LANKA | 6 958 090 | 4 958 489 | -28,74 | 1 602 764 | 1 423 600 | -11,18 |
| IRAN (ISLAMIC REPUBLIC OF) | 0 | 222 119 | - | 0 | 53 821 | - |
| SAUDI ARABIA | 266 240 | 347 960 | 30,69 | 519 004 | 932 412 | 79,65 |
| LEBANON | 18 500 | 25 706 | 38,95 | 39 225 | 59 848 | 52,58 |
| OMAN | 202 045 | 527 234 | 160,95 | 17 105 | 73 350 | 328,82 |
| SYRIA ARAB REPUBLIC | 4 321 | 0 | -100,00 | 10 736 | 0 | -100,00 |
| TURKEY | 20 580 | 17 464 | -15,14 | 56 269 | 79 375 | 41,06 |
| UNITED ARAB EMIRATES | 126 011 | 70 397 | -44,13 | 403 897 | 30 432 | -92,47 |
| QATAR | 502 989 | 258 630 | -48,58 | 136 371 | 78 700 | -42,29 |
| BAHRAIN | 649 320 | 1 217 968 | 87,58 | 661 680 | 1 440 200 | 117,66 |
| EGYPT | 23 000 | 80 000 | 247,83 | 13 765 | 37 840 | 174,90 |
| TUNISIA | 0 | 3 000 | - | 0 | 7 140 | - |
| SUDAN | 64 350 | 0 | -100,00 | 14 243 | 0 | -100,00 |
| ERITREA | 0 | 517 000 | - | 0 | 82 720 | - |
| NAMIBIA | 89 | 0 | -100,00 | 15 | 0 | -100,00 |
| TANZANIA, UNITED REPUBLIC OF | 11 971 999 | 12 687 976 | 5,98 | 883 107 | 912 497 | 3,33 |
| MADAGASCAR | 554 399 | 620 520 | 11,93 | 159 889 | 263 168 | 64,59 |
| KENYA | 8 373 811 | 14 298 000 | 70,75 | 989 916 | 1 023 275 | 3,37 |
| TOGO | 0 | 384 000 | - | 0 | 56 525 | - |
| GHANA | 0 | 117 700 | - | 0 | 60 084 | - |
| GUINEA | 0 | 48 000 | - | 0 | 7 109 | - |
| CONGO | 1 542 | 384 000 | 24 802,72 | 4 935 | 53 222 | 978,46 |
| CAMEROON | 144 000 | 120 000 | -16,67 | 83 605 | 17 208 | -79,42 |
| NIGERIA | 1 185 186 | 1 951 374 | 64,65 | 957 808 | 1 208 155 | 26,14 |
| GABON | 0 | 96 000 | - | 0 | 14 108 | - |
| COTE D'IVOIRE | 0 | 504 000 | - | 0 | 70 306 | - |
| DJIBOUTI | 0 | 40 000 | - | 0 | 24 000 | - |
| SOUTH AFRICA | 330 368 | 238 652 | -27,76 | 472 953 | 329 146 | -30,41 |
| ZAMBIA | 18 000 | 0 | -100,00 | 4 938 | 0 | -100,00 |
| MAURITIUS | 4 149 853 | 4 772 758 | 15,01 | 472 166 | 586 709 | 24,26 |
| AUSTRALIA | 41 383 254 | 45 963 750 | 11,07 | 12 247 231 | 15 414 788 | 25,86 |
| NEW ZEALAND | 3 946 972 | 361 197 | -90,85 | 1 422 938 | 210 807 | -85,19 |
| NEW CALEDONIA | 150 | 0 | -100,00 | 433 | 0 | -100,00 |
| AMERICAN SAMOA | 0 | 10 414 444 | - | 0 | 3 467 749 | - |
| FIJI | 50 000 | 6 000 | -88,00 | 7 850 | 1 007 | -87,17 |
| EAST TIMOR | 51 999 | 32 282 | -37,92 | 39 897 | 17 699 | -55,64 |
| UNITED STATES | 14 557 540 | 39 297 098 | 169,94 | 5 041 872 | 11 579 490 | 129,67 |
| CANADA | 189 832 | 499 706 | 163,24 | 98 136 | 323 745 | 229,89 |
| MEXICO | 11 621 700 | 25 631 000 | 120,54 | 2 266 926 | 8 745 288 | 285,78 |
| PANAMA | 1 237 000 | 0 | -100,00 | 424 291 | 0 | -100,00 |
| SURINAME | 0 | 487 | - | 0 | 2 175 | - |
| CHILE | 5 010 962 | 0 | -100,00 | 1 312 872 | 0 | -100,00 |
| VENEZUELA | 60 000 | 0 | -100,00 | 112 560 | 0 | -100,00 |
| ARGENTINA | 27 879 | 20 000 | -28,26 | 32 043 | 9 500 | -70,35 |
| BRAZIL | 0 | 1 420 000 | - | 0 | 1 178 600 | - |
| PARAGUAY | 21 000 | 0 | -100,00 | 6 405 | 0 | -100,00 |
| PERU | 16 924 060 | 676 | -100,00 | 4 434 256 | 9 958 | -99,78 |
| TRINIDAD AND TOBAGO | 128 160 | 0 | -100,00 | 27 099 | 0 | -100,00 |
| ANGUILLA | 0 | 22 000 | - | 0 | 8 210 | - |
| UNITED KINGDOM | 1 197 900 | 534 029 | -55,42 | 398 119 | 477 840 | 20,02 |
| NETHERLANDS | 89 513 | 1 040 385 | 1 062,27 | 38 917 | 775 619 | 1 893,01 |
| FRANCE | 109 000 | 281 236 | 158,01 | 43 481 | 137 633 | 216,54 |
| GERMANY, FED. REP. OF | 191 039 | 403 404 | 111,16 | 182 509 | 436 422 | 139,12 |
| AUSTRIA | 1 | 5 | 400,00 | 50 | 200 | 300,00 |
| BELGIUM | 369 487 | 837 339 | 126,62 | 177 788 | 859 204 | 383,27 |
| SWITZERLAND | 0 | 144 000 | - | 0 | 25 672 | - |
| DENMARK | 180 000 | 218 900 | 21,61 | 73 400 | 107 748 | 46,80 |
| NORWAY | 180 000 | 0 | -100,00 | 80 670 | 0 | -100,00 |
| SWEDEN | 83 251 | 149 423 | 79,48 | 37 554 | 78 132 | 108,05 |
| FINLAND | 20 005 | 313 930 | 1 469,26 | 9 860 | 140 680 | 1 326,77 |
| IRELAND | 0 | 20 | - | 0 | 9 404 | - |
| ITALY | 832 309 | 501 999 | -39,69 | 349 901 | 217 347 | -37,88 |
| SPAIN | 596 200 | 626 800 | 5,13 | 276 242 | 290 460 | 5,15 |
| PORTUGAL | 0 | 2 154 | - | 0 | 2 529 | - |
| DEMOCRATIC REPUBLIC OF THE C | 1 584 000 | 2 016 000 | 27,27 | 219 226 | 283 565 | 29,35 |
| POLAND | 44 000 | 22 000 | -50,00 | 20 020 | 9 900 | -50,55 |
| BULGARIA | 0 | 20 000 | - | 0 | 9 285 | - |
| AZERBAIJAN | 0 | 1 230 | - | 0 | 124 709 | - |

TABEL 5. PERKEMBANGAN EKSPOR INDONESIA MENURUT KOMODITI DAN NEGARA TUJUAN

| JENIS BARANG | BERAT BERSIH (KG) | | PERUB | NILAI FOB (US \$) | | PERUB |
|-------------------------------|----------------------|----------------------|--------------|----------------------|----------------------|--------------|
| | JAN-DES 2009 | JAN-DES 2010 | % | JAN-DES 2009 | JAN-DES 2010 | % |
| | (1) | (2) | (3) | (4) | (5) | (6) |
| KAZAKHSTAN | 31 920 | 31 984 | 0,20 | 69 351 | 71 351 | 2,88 |
| LATVIA | 5 500 | 0 | -100,00 | 11 970 | 0 | -100,00 |
| GEORGIA | 0 | 100 000 | - | 0 | 53 500 | - |
| SLOVAKIA | 40 000 | 0 | -100,00 | 21 708 | 0 | -100,00 |
| RUSSIA FEDERATION | 0 | 60 000 | - | 0 | 39 680 | - |
| -ORGANIK | 2 189 930 274 | 2 681 901 142 | 22,47 | 1 672 418 823 | 2 690 099 889 | 60,85 |
| JAPAN | 115 203 251 | 133 807 657 | 16,15 | 113 407 085 | 147 175 709 | 29,78 |
| HONG KONG | 9 318 863 | 6 316 108 | -32,22 | 12 962 771 | 11 935 237 | -7,93 |
| KOREA, DEMOCRATIC PEOPLE'S RI | 179 264 | 317 801 | 77,28 | 295 324 | 531 319 | 79,91 |
| KOREA, REPUBLIC OF | 64 497 208 | 107 017 215 | 65,93 | 60 667 655 | 97 561 215 | 60,81 |
| TAIWAN | 137 189 373 | 134 852 941 | -1,70 | 78 556 405 | 87 049 294 | 10,81 |
| CHINA | 704 049 322 | 822 732 614 | 16,86 | 448 581 142 | 840 175 971 | 87,30 |
| MONGOLIA | 0 | 457 | - | 0 | 5 376 | - |
| MACAU | 241 184 | 0 | -100,00 | 287 640 | 0 | -100,00 |
| PAPUA NEW GUINEA | 54 496 | 49 253 | -9,62 | 79 312 | 111 908 | 41,10 |
| THAILAND | 180 350 768 | 241 530 850 | 33,92 | 111 164 766 | 194 572 373 | 75,03 |
| SINGAPORE | 50 557 408 | 131 991 625 | 161,07 | 49 885 280 | 119 315 237 | 139,18 |
| PHILIPPINES | 61 488 907 | 60 966 738 | -0,85 | 40 730 157 | 62 043 785 | 52,33 |
| MALAYSIA | 305 988 768 | 332 830 369 | 8,77 | 176 720 409 | 232 839 381 | 31,76 |
| MYANMAR (FORM. BURMA) | 1 762 427 | 1 978 589 | 12,27 | 1 294 261 | 2 035 022 | 57,23 |
| CAMBODIA | 497 427 | 278 529 | -44,01 | 985 413 | 1 097 638 | 11,39 |
| BRUNEI DARUSSALAM | 29 700 | 32 811 | 10,47 | 92 481 | 95 189 | 2,93 |
| VIET NAM | 71 288 246 | 54 893 544 | -23,00 | 47 419 454 | 58 569 508 | 23,51 |
| MALDIVES | 5 674 | 11 197 | 97,34 | 11 910 | 34 433 | 189,11 |
| INDIA | 104 805 250 | 156 339 808 | 49,17 | 89 573 700 | 168 814 709 | 88,46 |
| PAKISTAN | 8 063 468 | 8 748 744 | 8,50 | 13 516 607 | 14 754 270 | 9,16 |
| BANGLADESH | 3 954 666 | 3 447 841 | -12,82 | 3 427 765 | 3 609 172 | 5,29 |
| SRI LANKA | 2 584 796 | 3 115 156 | 20,52 | 4 421 172 | 5 806 838 | 31,34 |
| AFGHANISTAN | 50 165 | 33 857 | -32,51 | 174 295 | 107 466 | -38,34 |
| IRAN (ISLAMIC REPUBLIC OF) | 5 658 083 | 10 788 118 | 90,67 | 6 480 754 | 9 424 633 | 45,42 |
| SAUDI ARABIA | 38 011 528 | 47 897 512 | 26,01 | 28 783 390 | 43 637 681 | 51,61 |
| ISRAEL | 1 898 940 | 2 336 907 | 23,06 | 2 502 656 | 4 279 123 | 70,98 |
| KUWAIT | 15 212 895 | 35 131 | -99,77 | 12 452 013 | 222 297 | -98,21 |
| JORDAN | 1 848 742 | 1 133 162 | -38,71 | 1 376 158 | 1 382 307 | 0,45 |
| LEBANON | 157 500 | 107 500 | -31,75 | 226 341 | 168 314 | -25,64 |
| YEMEN | 62 571 | 86 147 | 37,68 | 40 898 | 184 292 | 350,61 |
| OMAN | 1 742 | 2 029 175 | 116 385,36 | 10 492 | 1 950 425 | 18 489,64 |
| SYRIA ARAB REPUBLIC | 1 324 509 | 1 195 230 | -9,76 | 1 331 449 | 1 294 245 | -2,79 |
| TURKEY | 7 201 420 | 11 295 583 | 56,85 | 8 446 789 | 17 735 918 | 109,97 |
| UNITED ARAB EMIRATES | 1 477 221 | 6 804 757 | 360,65 | 1 862 548 | 6 724 324 | 261,03 |
| QATAR | 2 861 901 | 7 908 260 | 176,33 | 2 308 637 | 6 642 053 | 187,70 |
| CYPRUS | 0 | 11 000 | - | 0 | 20 829 | - |
| EGYPT | 5 188 221 | 5 898 452 | 13,69 | 4 415 038 | 6 404 842 | 45,07 |
| LIBYAN ARAB JAMAHIRIYA | 50 939 | 52 219 | 2,51 | 77 686 | 133 308 | 71,60 |
| MOROCCO | 397 280 | 310 400 | -21,87 | 304 010 | 457 211 | 50,39 |
| TUNISIA | 0 | 46 581 | - | 0 | 78 242 | - |
| ALGERIA | 333 500 | 60 000 | -82,01 | 160 880 | 44 100 | -72,59 |
| SUDAN | 1 419 608 | 2 017 794 | 42,14 | 858 127 | 1 146 380 | 33,59 |
| ETHIOPIA | 261 600 | 240 912 | -7,91 | 140 356 | 188 971 | 34,64 |
| TANZANIA, UNITED REPUBLIC OF | 577 600 | 1 311 197 | 127,01 | 261 574 | 696 763 | 166,37 |
| MADAGASCAR | 326 286 | 653 579 | 100,31 | 575 372 | 896 552 | 55,82 |
| KENYA | 519 557 | 591 362 | 13,82 | 775 094 | 1 074 259 | 38,60 |
| REUNION | 36 160 | 14 000 | -61,28 | 41 028 | 13 510 | -67,07 |
| MOZAMBIQUE | 164 000 | 264 000 | 60,98 | 91 200 | 157 600 | 72,81 |
| TOGO | 5 114 | 87 500 | 1 610,99 | 4 579 | 98 000 | 2 040,21 |
| GHANA | 856 755 | 892 623 | 4,19 | 713 305 | 814 420 | 14,18 |
| ANGOLA | 2 937 600 | 7 336 000 | 149,73 | 1 435 644 | 4 491 310 | 212,84 |
| CAMEROON | 368 436 | 182 219 | -50,54 | 210 799 | 162 800 | -22,77 |
| NIGERIA | 13 267 873 | 13 748 962 | 3,63 | 13 543 958 | 13 360 883 | -1,35 |
| SIERRA LEONE | 145 152 | 446 559 | 207,65 | 227 164 | 744 183 | 227,60 |
| COTE D'IVOIRE | 410 426 | 437 310 | 6,55 | 3 728 840 | 2 922 099 | -21,64 |
| SENEGAL | 251 600 | 64 800 | -74,24 | 675 239 | 32 524 | -95,18 |
| MAURITANIA | 0 | 228 | - | 0 | 1 091 | - |
| BENIN | 56 125 | 55 658 | -0,83 | 158 488 | 103 007 | -35,01 |
| UGANDA | 500 | 29 195 | 5 739,00 | 51 873 | 284 447 | 448,35 |
| DJIBOUTI | 748 325 | 613 800 | -17,98 | 556 216 | 714 361 | 28,43 |
| SOUTH AFRICA | 9 370 837 | 11 217 412 | 19,71 | 8 092 306 | 10 845 592 | 34,02 |
| MALAWI | 325 500 | 400 000 | 22,89 | 177 180 | 226 710 | 27,95 |
| MAURITIUS | 844 796 | 20 227 | -97,61 | 366 470 | 21 105 | -94,24 |
| AUSTRALIA | 18 816 670 | 39 224 135 | 108,45 | 20 881 781 | 42 375 758 | 102,93 |
| NEW ZEALAND | 2 150 451 | 3 241 226 | 50,72 | 2 985 539 | 4 652 995 | 55,85 |
| GUAM | 31 236 | 31 236 | 0,00 | 46 853 | 49 978 | 6,67 |
| NEW CALEDONIA | 119 | 99 | -16,81 | 339 | 57 | -83,19 |
| VANUATU | 0 | 4 616 | - | 0 | 8 537 | - |
| AMERICAN SAMOA | 23 016 | 0 | -100,00 | 43 482 | 0 | -100,00 |
| FIJI | 760 | 17 500 | 2 202,63 | 980 | 30 908 | 3 053,88 |
| SAMOA | 41 209 | 0 | -100,00 | 19 114 | 0 | -100,00 |

TABEL 5. PERKEMBANGAN EKSPOR INDONESIA MENURUT KOMODITI DAN NEGARA TUJUAN

| JENIS BARANG | BERAT BERSIH (KG) | | PERUB | NILAI FOB (US \$) | | PERUB |
|------------------------------|--------------------|--------------------|--------------|--------------------|--------------------|---------------|
| | JAN-DES 2009 | JAN-DES 2010 | % | JAN-DES 2009 | JAN-DES 2010 | % |
| | (1) | (2) | (3) | (4) | (5) | (6) |
| TONGA | 0 | 152 | - | 0 | 582 | - |
| EAST TIMOR | 68 103 | 115 017 | 68,89 | 22 514 | 199 773 | 787,33 |
| UNITED STATES | 48 242 492 | 85 943 743 | 78,15 | 59 288 540 | 100 979 762 | 70,32 |
| CANADA | 7 203 333 | 6 297 365 | -12,58 | 6 941 646 | 7 279 892 | 4,87 |
| MEXICO | 2 057 871 | 2 233 731 | 8,55 | 2 588 870 | 4 437 583 | 71,41 |
| GUATEMALA | 242 179 | 149 490 | -38,27 | 107 551 | 76 893 | -28,51 |
| HONDURAS | 0 | 64 880 | - | 0 | 79 089 | - |
| NICARAGUA | 0 | 20 000 | - | 0 | 10 200 | - |
| PANAMA | 6 000 | 0 | -100,00 | 76 345 | 0 | -100,00 |
| SURINAME | 163 | 78 | -52,15 | 675 | 338 | -49,93 |
| CHILE | 410 498 | 535 100 | 30,35 | 499 537 | 440 157 | -11,89 |
| VENEZUELA | 477 600 | 452 800 | -5,19 | 298 265 | 706 053 | 136,72 |
| ARGENTINA | 2 640 304 | 1 872 176 | -29,09 | 2 916 617 | 2 188 052 | -24,98 |
| BRAZIL | 7 669 261 | 9 836 257 | 28,26 | 10 346 097 | 18 938 816 | 83,05 |
| COLOMBIA | 1 563 471 | 1 131 639 | -27,62 | 1 750 817 | 1 699 575 | -2,93 |
| BOLIVIA | 19 000 | 0 | -100,00 | 45 165 | 0 | -100,00 |
| URUGUAY | 96 100 | 510 130 | 430,83 | 719 216 | 1 882 827 | 161,79 |
| PARAGUAY | 124 800 | 234 800 | 88,14 | 59 967 | 123 116 | 105,31 |
| ECUADOR | 14 400 | 54 000 | 275,00 | 19 675 | 55 800 | 183,61 |
| PERU | 873 706 | 792 015 | -9,35 | 964 261 | 1 786 575 | 85,28 |
| JAMAICA | 39 493 | 0 | -100,00 | 45 959 | 0 | -100,00 |
| DOMINICAN REPUBLIC | 316 229 | 358 086 | 13,24 | 396 990 | 433 420 | 9,18 |
| EL SALVADOR | 2 000 | 51 000 | 2 450,00 | 26 326 | 77 545 | 194,56 |
| HAITI | 38 028 | 37 500 | -1,39 | 139 370 | 78 949 | -43,35 |
| DOMINICA | 41 600 | 0 | -100,00 | 19 067 | 0 | -100,00 |
| UNITED KINGDOM | 7 007 419 | 10 166 139 | 45,08 | 9 443 218 | 16 329 738 | 72,93 |
| NETHERLANDS | 54 601 879 | 62 669 340 | 14,78 | 58 971 645 | 94 440 600 | 60,15 |
| FRANCE | 3 190 095 | 2 979 320 | -6,61 | 3 588 816 | 5 012 391 | 39,67 |
| GERMANY, FED. REP. OF | 20 260 553 | 24 899 231 | 22,90 | 31 931 853 | 47 118 835 | 47,56 |
| AUSTRIA | 0 | 14 | - | 0 | 1 463 | - |
| BELGIUM | 15 691 136 | 14 086 925 | -10,22 | 33 305 732 | 36 778 687 | 10,43 |
| SWITZERLAND | 50 602 | 114 593 | 126,46 | 326 733 | 976 317 | 198,81 |
| DENMARK | 5 087 891 | 3 631 020 | -28,63 | 4 062 436 | 5 062 868 | 24,63 |
| NORWAY | 450 614 | 287 189 | -36,27 | 481 695 | 376 731 | -21,79 |
| SWEDEN | 2 704 561 | 2 030 209 | -24,93 | 2 990 744 | 3 461 419 | 15,74 |
| FINLAND | 1 678 500 | 1 550 023 | -7,65 | 2 726 307 | 2 778 007 | 1,90 |
| IRELAND | 510 858 | 1 095 669 | 114,48 | 948 118 | 3 068 740 | 223,67 |
| ITALY | 5 473 282 | 12 365 379 | 125,92 | 5 531 738 | 14 697 913 | 165,70 |
| SPAIN | 19 702 657 | 22 170 109 | 12,52 | 20 455 544 | 31 484 765 | 53,92 |
| PORTUGAL | 366 620 | 1 259 419 | 243,52 | 312 211 | 1 675 298 | 436,59 |
| GREECE | 864 246 | 1 411 281 | 63,30 | 928 191 | 2 004 914 | 116,00 |
| DEMOCRATIC REPUBLIC OF THE C | 373 400 | 415 580 | 11,30 | 352 304 | 414 384 | 17,62 |
| HUNGARY | 147 003 | 205 800 | 40,00 | 367 303 | 534 457 | 45,51 |
| POLAND | 4 010 492 | 6 327 814 | 57,78 | 5 991 831 | 10 401 711 | 73,60 |
| ROMANIA | 336 000 | 717 499 | 113,54 | 437 755 | 1 236 405 | 182,44 |
| BULGARIA | 416 937 | 1 279 518 | 206,89 | 422 313 | 2 120 921 | 402,22 |
| BELARUS | 39 960 | 0 | -100,00 | 21 479 | 0 | -100,00 |
| KAZAKHSTAN | 0 | 5 040 | - | 0 | 23 098 | - |
| UKRAINE | 2 796 500 | 4 545 547 | 62,54 | 4 079 696 | 8 542 493 | 109,39 |
| UZBEKISTAN | 3 235 | 0 | -100,00 | 2 576 | 0 | -100,00 |
| LITHUANIA | 2 904 960 | 472 500 | -83,73 | 2 283 496 | 865 036 | -62,12 |
| LATVIA | 4 315 | 0 | -100,00 | 3 668 | 0 | -100,00 |
| ESTONIA | 53 500 | 92 700 | 73,27 | 66 324 | 95 432 | 43,89 |
| CROATIA | 107 500 | 516 999 | 380,93 | 166 143 | 952 492 | 473,30 |
| SLOVENIA | 709 000 | 2 291 495 | 223,20 | 1 063 819 | 4 124 969 | 287,75 |
| CZECH REPUBLIC | 1 035 724 | 1 119 304 | 8,07 | 1 183 497 | 1 969 067 | 66,38 |
| RUSSIA FEDERATION | 9 399 270 | 10 071 540 | 7,15 | 11 000 525 | 16 935 747 | 53,95 |
| -LAINNYA | 197 474 224 | 305 703 998 | 54,81 | 107 683 976 | 221 035 429 | 105,26 |
| JAPAN | 2 566 | 13 972 | 444,51 | 77 164 | 18 402 | -76,15 |
| HONG KONG | 6 002 499 | 1 000 | -99,98 | 3 910 034 | 1 681 | -99,96 |
| KOREA, REPUBLIC OF | 86 601 070 | 215 409 790 | 148,74 | 49 589 404 | 158 136 409 | 218,89 |
| TAIWAN | 40 046 | 88 766 | 121,66 | 69 141 | 113 256 | 63,80 |
| CHINA | 642 497 | 25 860 280 | 3 924,97 | 796 157 | 19 063 694 | 2 294,46 |
| MONGOLIA | 0 | 26 | - | 0 | 55 | - |
| PAPUA NEW GUINEA | 0 | 1 246 | - | 0 | 11 520 | - |
| THAILAND | 624 331 | 760 873 | 21,87 | 759 796 | 955 373 | 25,74 |
| SINGAPORE | 95 771 669 | 19 418 273 | -79,72 | 46 227 886 | 11 009 622 | -76,18 |
| PHILIPPINES | 1 411 376 | 326 746 | -76,85 | 1 530 819 | 538 629 | -64,81 |
| MALAYSIA | 361 794 | 4 146 780 | 1 046,17 | 600 513 | 2 285 011 | 280,51 |
| MYANMAR (FORM. BURMA) | 0 | 34 897 | - | 0 | 63 557 | - |
| CAMBODIA | 14 | 0 | -100,00 | 150 | 0 | -100,00 |
| BRUNEI DARUSSALAM | 34 062 | 100 | -99,71 | 32 516 | 864 | -97,34 |
| VIET NAM | 33 216 | 35 613 | 7,22 | 106 871 | 87 976 | -17,68 |
| INDIA | 17 981 | 16 868 | -6,19 | 9 693 | 53 648 | 453,47 |
| BANGLADESH | 61 962 | 5 650 | -90,88 | 132 448 | 26 570 | -79,94 |
| SRI LANKA | 4 085 | 5 297 | 29,67 | 8 135 | 13 587 | 67,02 |
| IRAN (ISLAMIC REPUBLIC OF) | 58 | 0 | -100,00 | 5 | 0 | -100,00 |

TABEL 5. PERKEMBANGAN EKSPOR INDONESIA MENURUT KOMODITI DAN NEGARA TUJUAN

| JENIS BARANG | BERAT BERSIH (KG) | | PERUB | NILAI FOB (US \$) | | PERUB |
|------------------------------|--------------------|----------------------|--------------|--------------------|--------------------|--------------|
| | JAN-DES 2009 | JAN-DES 2010 | % | JAN-DES 2009 | JAN-DES 2010 | % |
| | (1) | (2) | (3) | (4) | (5) | (6) |
| JORDAN | 27 153 | 0 | -100,00 | 35 585 | 0 | -100,00 |
| LEBANON | 14 475 | 0 | -100,00 | 28 053 | 0 | -100,00 |
| YEMEN | 84 313 | 31 061 | -63,16 | 146 033 | 71 153 | -51,28 |
| TURKEY | 0 | 1 000 | - | 0 | 1 450 | - |
| UNITED ARAB EMIRATES | 5 304 089 | 39 320 367 | 641,32 | 3 159 263 | 28 244 502 | 794,02 |
| QATAR | 122 | 0 | -100,00 | 2 140 | 0 | -100,00 |
| EGYPT | 0 | 650 | - | 0 | 6 500 | - |
| MADAGASCAR | 59 | 123 | 108,47 | 30 | 117 | 290,00 |
| KENYA | 0 | 14 500 | - | 0 | 29 725 | - |
| CONGO | 10 110 | 0 | -100,00 | 32 354 | 0 | -100,00 |
| SOUTH AFRICA | 25 | 0 | -100,00 | 371 | 0 | -100,00 |
| MAURITIUS | 12 112 | 0 | -100,00 | 23 140 | 0 | -100,00 |
| AUSTRALIA | 81 969 | 118 871 | 45,02 | 133 072 | 230 770 | 73,42 |
| NEW ZEALAND | 135 | 0 | -100,00 | 214 | 0 | -100,00 |
| FIJI | 11 893 | 0 | -100,00 | 20 250 | 0 | -100,00 |
| EAST TIMOR | 265 384 | 91 122 | -65,66 | 118 792 | 71 120 | -40,13 |
| UNITED STATES | 24 973 | 7 | -99,97 | 52 466 | 1 | -100,00 |
| URUGUAY | 7 800 | 0 | -100,00 | 28 626 | 0 | -100,00 |
| UNITED KINGDOM | 0 | 4 | - | 0 | 2 | - |
| NETHERLANDS | 50 | 88 | 76,00 | 30 | 154 | 413,33 |
| GERMANY, FED. REP. OF | 22 | 12 | -45,45 | 7 | 16 | 128,57 |
| AUSTRIA | 32 | 0 | -100,00 | 1 200 | 0 | -100,00 |
| ITALY | 6 922 | 16 | -99,77 | 17 937 | 65 | -99,64 |
| SPAIN | 13 360 | 0 | -100,00 | 33 681 | 0 | -100,00 |
| PUPUK | 662 340 060 | 1 162 117 299 | 75,46 | 222 766 120 | 360 378 576 | 61,77 |
| JAPAN | 26 854 083 | 24 692 468 | -8,05 | 4 047 963 | 4 039 340 | -0,21 |
| HONG KONG | 1 422 | 902 | -36,57 | 2 481 | 1 985 | -19,99 |
| KOREA, REPUBLIC OF | 14 349 038 | 11 258 381 | -21,54 | 4 276 542 | 4 018 772 | -6,03 |
| TAIWAN | 14 565 243 | 982 798 | -93,25 | 4 235 287 | 215 547 | -94,91 |
| CHINA | 6 420 660 | 62 003 | -99,03 | 3 798 198 | 19 623 | -99,48 |
| PAPUA NEW GUINEA | 541 999 | 0 | -100,00 | 156 030 | 0 | -100,00 |
| THAILAND | 75 530 917 | 128 739 270 | 70,45 | 20 441 376 | 39 601 676 | 93,73 |
| SINGAPORE | 9 505 508 | 24 501 417 | 157,76 | 2 673 400 | 8 156 470 | 205,10 |
| PHILIPPINES | 105 364 469 | 184 399 280 | 75,01 | 28 634 698 | 54 729 565 | 91,13 |
| MALAYSIA | 119 293 888 | 117 950 883 | -1,13 | 45 916 845 | 40 616 005 | -11,54 |
| MYANMAR (FORM. BURMA) | 15 077 090 | 79 999 | -99,47 | 4 428 443 | 11 480 | -99,74 |
| CAMBODIA | 12 972 | 138 108 | 964,66 | 66 788 | 15 806 | -76,33 |
| BRUNEI DARUSSALAM | 370 | 699 194 | 188 871,35 | 918 | 334 680 | 36 357,52 |
| VIET NAM | 124 832 411 | 152 253 528 | 21,97 | 34 604 336 | 48 338 654 | 39,69 |
| MALDIVES | 0 | 264 | - | 0 | 700 | - |
| INDIA | 40 873 364 | 182 330 922 | 346,09 | 32 342 356 | 57 720 587 | 78,47 |
| PAKISTAN | 50 762 156 | 0 | -100,00 | 13 109 326 | 0 | -100,00 |
| BANGLADESH | 132 999 | 40 000 | -69,92 | 86 145 | 42 216 | -50,99 |
| SRI LANKA | 0 | 20 000 | - | 0 | 7 650 | - |
| IRAN (ISLAMIC REPUBLIC OF) | 0 | 24 000 | - | 0 | 4 605 | - |
| KUWAIT | 47 999 | 25 000 | -47,92 | 22 112 | 10 000 | -54,78 |
| OMAN | 215 050 | 88 000 | -59,08 | 23 076 | 18 480 | -19,92 |
| TURKEY | 60 000 | 408 000 | 580,00 | 45 055 | 204 000 | 352,78 |
| UNITED ARAB EMIRATES | 94 000 | 22 000 | -76,60 | 19 462 | 4 620 | -76,26 |
| EGYPT | 40 000 | 0 | -100,00 | 30 785 | 0 | -100,00 |
| TANZANIA, UNITED REPUBLIC OF | 0 | 13 000 000 | - | 0 | 4 455 750 | - |
| MADAGASCAR | 0 | 50 429 | - | 0 | 14 768 | - |
| KENYA | 2 834 997 | 2 346 000 | -17,25 | 1 398 807 | 949 210 | -32,14 |
| MOZAMBIQUE | 0 | 7 149 023 | - | 0 | 2 450 327 | - |
| TOGO | 0 | 300 000 | - | 0 | 93 000 | - |
| NIGERIA | 0 | 24 444 794 | - | 0 | 8 189 005 | - |
| COTE D'IVOIRE | 0 | 27 500 000 | - | 0 | 7 796 250 | - |
| BENIN | 147 | 0 | -100,00 | 3 523 | 0 | -100,00 |
| GAMBIA | 7 500 000 | 0 | -100,00 | 1 087 500 | 0 | -100,00 |
| SOUTH AFRICA | 200 000 | 150 216 | -24,89 | 144 184 | 74 408 | -48,39 |
| MAURITIUS | 0 | 75 000 | - | 0 | 21 600 | - |
| AUSTRALIA | 6 313 498 | 68 701 032 | 988,16 | 2 225 625 | 19 698 767 | 785,09 |
| NEW ZEALAND | 2 575 996 | 4 731 989 | 83,70 | 572 728 | 856 977 | 49,63 |
| EAST TIMOR | 99 345 | 15 880 | -84,02 | 52 496 | 7 774 | -85,19 |
| UNITED STATES | 426 879 | 7 786 758 | 1 724,11 | 152 908 | 2 630 458 | 1 620,29 |
| CANADA | 20 000 | 1 000 | -95,00 | 2 000 | 4 400 | 120,00 |
| MEXICO | 21 114 947 | 0 | -100,00 | 5 278 736 | 0 | -100,00 |
| BRAZIL | 240 000 | 74 378 714 | 30 891,13 | 197 700 | 23 633 966 | 11 854,46 |
| COLOMBIA | 15 828 084 | 0 | -100,00 | 12 504 186 | 0 | -100,00 |
| PARAGUAY | 0 | 25 000 000 | - | 0 | 7 875 000 | - |
| PERU | 0 | 26 596 268 | - | 0 | 7 540 042 | - |
| NORFOLK ISLANDS | 0 | 32 999 719 | - | 0 | 9 677 167 | - |
| NETHERLANDS | 76 249 | 36 062 | -52,70 | 48 424 | 23 931 | -50,58 |
| FRANCE | 220 000 | 110 000 | -50,00 | 34 980 | 17 600 | -49,69 |
| SWITZERLAND | 0 | 18 027 998 | - | 0 | 6 255 715 | - |
| LUXEMBOURG | 1 000 | 0 | -100,00 | 157 | 0 | -100,00 |
| IRELAND | 264 000 | 0 | -100,00 | 72 600 | 0 | -100,00 |

TABEL 5. PERKEMBANGAN EKSPOR INDONESIA MENURUT KOMODITI DAN NEGARA TUJUAN

| JENIS BARANG | BERAT BERSIH (KG) | | PERUB | NILAI FOB (US \$) | | PERUB |
|------------------------------|-------------------|-------------------|--------------|--------------------|--------------------|---------------|
| | JAN-DES 2009 | JAN-DES 2010 | % | JAN-DES 2009 | JAN-DES 2010 | % |
| | (1) | (2) | (3) | (4) | (5) | (6) |
| MALTA | 49 280 | 0 | -100,00 | 27 944 | 0 | -100,00 |
| PRODUK PHARMASI | 12 622 531 | 16 404 168 | 29,96 | 212 969 889 | 306 790 760 | 44,05 |
| JAPAN | 279 491 | 269 566 | -3,55 | 25 604 799 | 35 332 296 | 37,99 |
| HONG KONG | 254 777 | 427 939 | 67,97 | 3 892 236 | 3 291 663 | -15,43 |
| KOREA, REPUBLIC OF | 126 603 | 674 932 | 433,11 | 21 831 273 | 49 841 234 | 128,30 |
| TAIWAN | 18 811 | 47 618 | 153,14 | 842 317 | 1 284 812 | 52,53 |
| CHINA | 73 448 | 61 770 | -15,90 | 746 328 | 1 316 350 | 76,38 |
| MONGOLIA | 114 285 | 147 206 | 28,81 | 789 761 | 816 277 | 3,36 |
| MACAU | 29 585 | 36 654 | 23,89 | 54 338 | 6 914 | -87,28 |
| PAPUA NEW GUINEA | 3 072 | 5 075 | 65,20 | 178 941 | 67 571 | -62,24 |
| THAILAND | 1 609 088 | 2 216 829 | 37,77 | 17 380 732 | 20 060 636 | 15,42 |
| SINGAPORE | 693 954 | 649 028 | -6,47 | 4 999 645 | 6 884 952 | 37,71 |
| PHILIPPINES | 1 831 604 | 2 004 708 | 9,45 | 32 747 950 | 27 197 991 | -16,95 |
| MALAYSIA | 1 035 812 | 1 200 660 | 15,91 | 5 829 444 | 6 158 964 | 5,65 |
| MYANMAR (FORM. BURMA) | 1 074 051 | 763 052 | -28,96 | 7 503 847 | 6 088 746 | -18,86 |
| CAMBODIA | 187 254 | 141 362 | -24,51 | 2 928 683 | 3 359 581 | 14,71 |
| BRUNEI DARUSSALAM | 10 330 | 18 631 | 80,36 | 59 365 | 61 158 | 3,02 |
| LAO PEOPLE'S DEMOCRATIC REPU | 0 | 1 417 | - | 0 | 80 871 | - |
| NEPAL | 5 069 | 7 189 | 41,82 | 422 905 | 1 262 064 | 198,43 |
| VIET NAM | 336 352 | 1 125 164 | 234,52 | 10 502 493 | 13 332 942 | 26,95 |
| MALDIVES | 723 | 4 587 | 534,44 | 5 515 | 5 450 | -1,18 |
| INDIA | 16 747 | 24 638 | 47,12 | 23 290 963 | 58 629 125 | 151,72 |
| PAKISTAN | 50 511 | 164 492 | 225,66 | 684 669 | 2 494 688 | 264,36 |
| BANGLADESH | 0 | 21 435 | - | 0 | 45 571 | - |
| SRI LANKA | 1 264 962 | 1 363 674 | 7,80 | 4 303 480 | 4 397 614 | 2,19 |
| AFGHANISTAN | 171 973 | 116 857 | -32,05 | 351 564 | 999 045 | 184,17 |
| IRAN (ISLAMIC REPUBLIC OF) | 0 | 153 | - | 0 | 12 388 | - |
| SAUDI ARABIA | 83 678 | 47 732 | -42,96 | 2 115 568 | 1 780 532 | -15,84 |
| KUWAIT | 0 | 426 | - | 0 | 4 580 | - |
| JORDAN | 9 013 | 14 127 | 56,74 | 71 042 | 84 448 | 18,87 |
| LEBANON | 0 | 46 | - | 0 | 4 800 | - |
| YEMEN | 10 018 | 15 992 | 59,63 | 270 453 | 262 245 | -3,03 |
| SYRIA ARAB REPUBLIC | 3 139 | 2 806 | -10,61 | 108 072 | 70 146 | -35,09 |
| TURKEY | 1 123 | 12 159 | 982,72 | 253 000 | 194 938 | -22,95 |
| UNITED ARAB EMIRATES | 9 163 | 32 135 | 250,70 | 67 965 | 432 096 | 535,76 |
| QATAR | 1 537 | 4 496 | 192,52 | 17 900 | 341 122 | 1 805,71 |
| BAHRAIN | 586 | 918 | 56,66 | 12 788 | 19 263 | 50,63 |
| EGYPT | 32 104 | 31 | -99,90 | 25 011 | 6 074 | -75,71 |
| LIBYAN ARAB JAMAHIRIYA | 428 | 0 | -100,00 | 35 508 | 0 | -100,00 |
| MOROCCO | 0 | 1 717 | - | 0 | 98 600 | - |
| TUNISIA | 1 | 1 091 | 109 000,00 | 110 | 183 040 | 166 300,00 |
| ALGERIA | 872 | 0 | -100,00 | 227 300 | 0 | -100,00 |
| ERITREA | 1 691 | 793 | -53,10 | 102 002 | 50 200 | -50,79 |
| ETHIOPIA | 6 590 | 6 042 | -8,32 | 356 248 | 50 182 | -85,91 |
| TANZANIA, UNITED REPUBLIC OF | 11 973 | 8 082 | -32,50 | 11 745 | 8 504 | -27,59 |
| MADAGASCAR | 2 171 | 3 817 | 75,82 | 91 708 | 263 250 | 187,05 |
| KENYA | 7 530 | 13 147 | 74,59 | 611 013 | 862 717 | 41,19 |
| EQUATORIAL GUINEA | 302 | 0 | -100,00 | 18 252 | 0 | -100,00 |
| TOGO | 157 517 | 231 050 | 46,68 | 1 155 966 | 2 728 206 | 136,01 |
| GHANA | 3 985 | 961 | -75,88 | 203 862 | 54 175 | -73,43 |
| LIBERIA | 0 | 4 989 | - | 0 | 587 468 | - |
| GUINEA | 2 | 1 741 | 86 950,00 | 3 | 339 810 | 11 326 900,00 |
| CONGO | 0 | 2 752 | - | 0 | 587 500 | - |
| CAMEROON | 11 954 | 3 389 | -71,65 | 676 455 | 429 733 | -36,47 |
| NIGERIA | 1 409 322 | 2 151 265 | 52,65 | 17 444 352 | 17 718 195 | 1,57 |
| SIERRA LEONE | 0 | 3 109 | - | 0 | 430 862 | - |
| GABON | 10 054 | 12 382 | 23,15 | 48 544 | 151 830 | 212,77 |
| COTE D'IVOIRE | 33 539 | 38 210 | 13,93 | 1 636 138 | 351 945 | -78,49 |
| SENEGAL | 19 808 | 36 769 | 85,63 | 219 065 | 788 648 | 260,01 |
| MAURITANIA | 0 | 2 654 | - | 0 | 275 521 | - |
| MALI | 3 124 | 8 250 | 164,08 | 425 629 | 1 403 075 | 229,65 |
| BENIN | 174 682 | 44 930 | -74,28 | 535 184 | 873 829 | 63,28 |
| BURKINA FASO | 0 | 13 154 | - | 0 | 2 790 720 | - |
| GUINEA BISSAU | 0 | 279 | - | 0 | 42 886 | - |
| GAMBIA | 404 | 855 | 111,63 | 25 439 | 132 600 | 421,25 |
| SEYCHELLES | 4 383 | 4 155 | -5,20 | 10 994 | 15 563 | 41,56 |
| UGANDA | 4 918 | 9 747 | 98,19 | 367 878 | 671 447 | 82,52 |
| CENTRAL AFRICAN REPUBLIC | 0 | 490 | - | 0 | 28 050 | - |
| NIGER | 0 | 2 829 | - | 0 | 619 695 | - |
| CHAD | 141 | 0 | -100,00 | 10 000 | 0 | -100,00 |
| DJIBOUTI | 10 389 | 6 084 | -41,44 | 56 213 | 39 027 | -30,57 |
| SOUTH AFRICA | 19 000 | 35 967 | 89,30 | 481 575 | 1 262 116 | 162,08 |
| ZIMBABWE | 444 | 1 656 | 272,97 | 47 700 | 124 240 | 160,46 |
| ZAMBIA | 3 081 | 799 | -74,07 | 166 520 | 45 900 | -72,44 |
| COMOROS | 0 | 222 | - | 0 | 15 286 | - |
| BURUNDI | 5 832 | 3 719 | -36,23 | 233 515 | 285 910 | 22,44 |
| MAURITIUS | 3 616 | 3 902 | 7,91 | 38 070 | 37 106 | -2,53 |

TABEL 5. PERKEMBANGAN EKSPOR INDONESIA MENURUT KOMODITI DAN NEGARA TUJUAN

| JENIS BARANG | BERAT BERSIH (KG) | | PERUB | NILAI FOB (US \$) | | PERUB |
|------------------------------------|-------------------|-------------------|--------------|--------------------|--------------------|--------------|
| | JAN-DES 2009 | JAN-DES 2010 | % | JAN-DES 2009 | JAN-DES 2010 | % |
| | (1) | (2) | (3) | (4) | (5) | (6) |
| AUSTRALIA | 599 342 | 611 775 | 2,07 | 10 150 504 | 10 109 570 | -0,40 |
| NEW ZEALAND | 94 614 | 119 154 | 25,94 | 1 213 436 | 1 342 174 | 10,61 |
| MICRONESIA, FEDERATED STATES | 0 | 257 | - | 0 | 661 | - |
| NORTHERN MARIANA ISLANDS | 553 | 2 750 | 397,29 | 1 740 | 7 485 | 330,17 |
| COOK ISLANDS | 1 655 | 0 | -100,00 | 2 216 | 0 | -100,00 |
| FIJI | 2 572 | 8 323 | 223,60 | 15 434 | 44 570 | 188,78 |
| KIRIBATI | 0 | 2 736 | - | 0 | 6 222 | - |
| SAMOA | 1 415 | 0 | -100,00 | 1 008 | 0 | -100,00 |
| TONGA | 70 | 366 | 422,86 | 102 | 1 775 | 1 640,20 |
| EAST TIMOR | 127 943 | 378 155 | 195,57 | 157 415 | 768 493 | 388,20 |
| UNITED STATES | 259 305 | 291 144 | 12,28 | 232 294 | 245 545 | 5,70 |
| CANADA | 0 | 1 | - | 0 | 773 | - |
| MEXICO | 2 417 | 99 | -95,90 | 627 222 | 278 250 | -55,64 |
| GUATEMALA | 0 | 159 | - | 0 | 9 750 | - |
| HONDURAS | 230 | 0 | -100,00 | 23 418 | 0 | -100,00 |
| PANAMA | 3 281 | 1 839 | -43,95 | 225 958 | 212 622 | -5,90 |
| SURINAME | 20 167 | 24 849 | 23,22 | 117 128 | 115 593 | -1,31 |
| ARGENTINA | 4 | 58 | 1 350,00 | 31 775 | 21 780 | -31,46 |
| BRAZIL | 35 | 35 | 0,00 | 6 311 | 8 167 | 29,41 |
| COLOMBIA | 0 | 42 | - | 0 | 4 447 | - |
| ECUADOR | 3 878 | 11 707 | 201,88 | 92 982 | 201 761 | 116,99 |
| GUYANA | 2 000 | 0 | -100,00 | 39 250 | 0 | -100,00 |
| BARBADOS | 489 | 656 | 34,15 | 712 | 1 052 | 47,75 |
| CAPE VERDE | 0 | 85 | - | 0 | 4 854 | - |
| UNITED KINGDOM | 14 281 | 17 778 | 24,49 | 1 415 212 | 1 466 827 | 3,65 |
| NETHERLANDS | 22 538 | 103 729 | 360,24 | 2 229 848 | 4 690 539 | 110,35 |
| FRANCE | 1 676 | 3 226 | 92,48 | 196 289 | 229 262 | 16,80 |
| GERMANY, FED. REP. OF | 144 797 | 508 897 | 251,46 | 1 604 986 | 5 459 369 | 240,15 |
| AUSTRIA | 0 | 68 | - | 0 | 124 | - |
| BELGIUM | 6 812 | 2 264 | -66,76 | 146 189 | 21 456 | -85,32 |
| SWITZERLAND | 38 095 | 298 | -99,22 | 146 817 | 1 462 | -99,00 |
| NORWAY | 42 | 0 | -100,00 | 60 | 0 | -100,00 |
| SWEDEN | 227 | 227 | 0,00 | 7 980 | 16 019 | 100,74 |
| FINLAND | 1 584 | 0 | -100,00 | 152 730 | 0 | -100,00 |
| ITALY | 531 | 0 | -100,00 | 223 965 | 0 | -100,00 |
| SPAIN | 0 | 10 | - | 0 | 20 | - |
| PORTUGAL | 11 194 | 12 325 | 10,10 | 14 070 | 14 570 | 3,55 |
| GREECE | 2 016 | 2 230 | 10,62 | 15 511 | 22 894 | 47,60 |
| DEMOCRATIC REPUBLIC OF THE C | 0 | 1 015 | - | 0 | 219 750 | - |
| POLAND | 518 | 0 | -100,00 | 46 200 | 0 | -100,00 |
| ROMANIA | 4 556 | 6 045 | 32,68 | 283 454 | 378 923 | 33,68 |
| AZERBAIJAN | 0 | 1 256 | - | 0 | 18 212 | - |
| KAZAKHSTAN | 49 | 0 | -100,00 | 8 565 | 0 | -100,00 |
| TAJIKISTAN | 358 | 60 | -83,24 | 18 370 | 9 275 | -49,51 |
| UZBEKISTAN | 6 305 | 3 545 | -43,77 | 381 284 | 245 956 | -35,49 |
| REP. OF MACEDONIA | 0 | 52 | - | 0 | 2 975 | - |
| RUSSIA FEDERATION | 366 | 451 | 23,22 | 9 419 | 30 600 | 224,88 |
| KULIT DAN BARANG DARI KULIT | 10 742 935 | 13 222 672 | 23,08 | 174 835 698 | 207 014 986 | 18,41 |
| JAPAN | 984 014 | 2 614 101 | 165,66 | 6 150 442 | 10 234 287 | 66,40 |
| HONG KONG | 2 952 441 | 3 283 399 | 11,21 | 42 121 987 | 55 366 964 | 31,44 |
| KOREA, REPUBLIC OF | 468 707 | 800 534 | 70,80 | 6 059 075 | 9 748 929 | 60,90 |
| TAIWAN | 136 637 | 60 491 | -55,73 | 1 959 871 | 1 048 492 | -46,50 |
| CHINA | 1 238 932 | 738 668 | -40,38 | 19 982 940 | 11 134 608 | -44,28 |
| MACAU | 1 170 | 1 223 | 4,53 | 40 452 | 49 882 | 23,31 |
| PAPUA NEW GUINEA | 17 510 | 2 732 | -84,40 | 18 320 | 10 206 | -44,29 |
| THAILAND | 541 112 | 273 052 | -49,54 | 8 412 710 | 5 349 912 | -36,41 |
| SINGAPORE | 652 770 | 609 543 | -6,62 | 9 090 138 | 9 787 609 | 7,67 |
| PHILIPPINES | 20 174 | 36 711 | 81,97 | 204 552 | 470 988 | 130,25 |
| MALAYSIA | 865 241 | 479 399 | -44,59 | 13 513 946 | 8 498 248 | -37,11 |
| CAMBODIA | 4 490 | 58 403 | 1 200,73 | 117 934 | 1 461 043 | 1 138,86 |
| BRUNEI DARUSSALAM | 995 | 2 954 | 196,88 | 3 963 | 12 679 | 219,93 |
| NEPAL | 12 | 0 | -100,00 | 1 975 | 0 | -100,00 |
| VIET NAM | 512 622 | 735 200 | 43,42 | 7 920 061 | 12 407 723 | 56,66 |
| MALDIVES | 1 321 | 1 748 | 32,32 | 42 915 | 48 881 | 13,90 |
| INDIA | 400 185 | 386 370 | -3,45 | 6 415 543 | 6 230 755 | -2,88 |
| PAKISTAN | 274 | 1 046 | 281,75 | 8 583 | 20 813 | 142,49 |
| SRI LANKA | 15 596 | 45 875 | 194,15 | 288 683 | 837 238 | 190,02 |
| IRAN (ISLAMIC REPUBLIC OF) | 35 457 | 162 221 | 357,51 | 126 468 | 564 938 | 346,70 |
| SAUDI ARABIA | 859 | 4 880 | 468,10 | 5 902 | 31 707 | 437,22 |
| ISRAEL | 339 | 0 | -100,00 | 713 | 0 | -100,00 |
| KUWAIT | 0 | 131 | - | 0 | 1 382 | - |
| JORDAN | 1 728 | 1 063 | -38,48 | 11 080 | 83 | -99,25 |
| LEBANON | 36 | 558 | 1 450,00 | 309 | 1 145 | 270,55 |
| SYRIA ARAB REPUBLIC | 420 | 208 | -50,48 | 2 400 | 1 200 | -50,00 |
| TURKEY | 37 619 | 48 902 | 29,99 | 133 158 | 208 065 | 56,25 |
| UNITED ARAB EMIRATES | 2 622 | 14 404 | 449,35 | 33 316 | 366 470 | 999,98 |
| QATAR | 43 | 4 125 | 9 493,02 | 1 800 | 109 350 | 5 975,00 |

TABEL 5. PERKEMBANGAN EKSPOR INDONESIA MENURUT KOMODITI DAN NEGARA TUJUAN

| JENIS BARANG | BERAT BERSIH (KG) | | PERUB | NILAI FOB (US \$) | | PERUB |
|------------------------------|-------------------|--------------|----------|-------------------|--------------|----------|
| | JAN-DES 2009 | JAN-DES 2010 | % | JAN-DES 2009 | JAN-DES 2010 | % |
| | (1) | (2) | (3) | (4) | (5) | (6) |
| BAHRAIN | 0 | 9 | - | 0 | 2 789 | - |
| CYPRUS | 533 | 96 | -81,99 | 2 819 | 3 240 | 14,93 |
| MOROCCO | 691 | 0 | -100,00 | 3 857 | 0 | -100,00 |
| TUNISIA | 0 | 28 | - | 0 | 330 | - |
| NAMIBIA | 311 | 0 | -100,00 | 721 | 0 | -100,00 |
| ETHIOPIA | 0 | 2 125 | - | 0 | 60 826 | - |
| TANZANIA, UNITED REPUBLIC OF | 4 | 43 | 975,00 | 68 | 127 | 86,76 |
| MADAGASCAR | 406 | 0 | -100,00 | 1 453 | 0 | -100,00 |
| KENYA | 15 | 1 | -93,33 | 412 | 6 | -98,54 |
| REUNION | 264 | 304 | 15,15 | 5 160 | 759 | -85,29 |
| BOTSWANA | 0 | 4 | - | 0 | 6 | - |
| TOGO | 10 | 73 | 630,00 | 42 | 134 | 219,05 |
| GHANA | 9 999 | 0 | -100,00 | 16 440 | 0 | -100,00 |
| LIBERIA | 0 | 137 | - | 0 | 70 | - |
| ANGOLA | 0 | 204 | - | 0 | 224 | - |
| CAMEROON | 90 | 283 | 214,44 | 60 | 267 | 345,00 |
| NIGERIA | 1 545 | 99 | -93,59 | 2 986 | 668 | -77,63 |
| COTE D'IVOIRE | 18 | 2 | -88,89 | 88 | 14 | -84,09 |
| SENEGAL | 292 | 0 | -100,00 | 7 510 | 0 | -100,00 |
| GAMBIA | 0 | 205 | - | 0 | 51 | - |
| SEYCHELLES | 1 450 | 22 | -98,48 | 3 562 | 619 | -82,62 |
| SOUTH AFRICA | 958 | 1 113 | 16,18 | 7 939 | 6 227 | -21,56 |
| ZIMBABWE | 0 | 40 | - | 0 | 2 913 | - |
| ZAMBIA | 2 | 0 | -100,00 | 10 | 0 | -100,00 |
| MAURITIUS | 1 141 | 2 918 | 155,74 | 4 886 | 12 157 | 148,81 |
| VIRGIN ISLANDS (BRITISH) | 20 | 0 | -100,00 | 70 | 0 | -100,00 |
| AUSTRALIA | 206 122 | 216 622 | 5,09 | 2 953 817 | 3 889 331 | 31,67 |
| NEW ZEALAND | 10 244 | 5 403 | -47,26 | 146 570 | 42 703 | -70,87 |
| GUAM | 43 | 47 | 9,30 | 521 | 991 | 90,21 |
| NEW CALEDONIA | 1 375 | 1 319 | -4,07 | 7 930 | 7 661 | -3,39 |
| VANUATU | 794 | 0 | -100,00 | 980 | 0 | -100,00 |
| AMERICAN SAMOA | 0 | 20 | - | 0 | 150 | - |
| FIJI | 1 108 | 187 | -83,12 | 19 870 | 4 471 | -77,50 |
| EAST TIMOR | 6 518 | 7 453 | 14,34 | 39 925 | 23 684 | -40,68 |
| UNITED STATES | 840 308 | 1 194 933 | 42,20 | 29 171 365 | 40 572 313 | 39,08 |
| CANADA | 15 461 | 19 373 | 25,30 | 260 258 | 567 760 | 118,15 |
| MEXICO | 2 835 | 7 016 | 147,48 | 142 746 | 306 172 | 114,49 |
| PANAMA | 4 | 2 | -50,00 | 380 | 10 | -97,37 |
| SURINAME | 235 | 0 | -100,00 | 338 | 0 | -100,00 |
| CHILE | 817 | 378 | -53,73 | 2 388 | 1 611 | -32,54 |
| VENEZUELA | 1 081 | 291 | -73,08 | 1 009 | 5 362 | 431,42 |
| ARGENTINA | 1 321 | 27 | -97,96 | 37 500 | 140 | -99,63 |
| BRAZIL | 1 066 | 681 | -36,12 | 13 107 | 23 214 | 77,11 |
| COLOMBIA | 0 | 269 | - | 0 | 2 886 | - |
| URUGUAY | 672 | 537 | -20,09 | 3 829 | 1 386 | -63,80 |
| PERU | 0 | 2 373 | - | 0 | 14 649 | - |
| JAMAICA | 21 | 72 | 242,86 | 50 | 222 | 344,00 |
| PUERTO RICO | 349 | 64 | -81,66 | 1 766 | 848 | -51,98 |
| DOMINICAN REPUBLIC | 1 475 | 649 | -56,00 | 3 333 | 2 036 | -38,91 |
| COSTA RICA | 0 | 7 | - | 0 | 300 | - |
| HAITI | 451 | 0 | -100,00 | 868 | 0 | -100,00 |
| BARBADOS | 2 | 17 | 750,00 | 105 | 342 | 225,71 |
| BERMUDA | 8 | 276 | 3 350,00 | 37 | 3 070 | 8 197,30 |
| DOMINICA | 0 | 318 | - | 0 | 704 | - |
| FRENCH POLYNESIA | 1 030 | 683 | -33,69 | 1 196 | 16 916 | 1 314,38 |
| MARTINIQUE | 258 | 0 | -100,00 | 233 | 0 | -100,00 |
| NETHERLANDS ANTILLES | 670 | 922 | 37,61 | 15 592 | 11 179 | -28,30 |
| GUADELOUPE | 57 | 43 | -24,56 | 47 | 557 | 1 085,11 |
| SAINT KITTS AND NEVIS | 0 | 333 | - | 0 | 1 668 | - |
| UNITED KINGDOM | 19 380 | 43 263 | 123,24 | 313 757 | 490 682 | 56,39 |
| NETHERLANDS | 88 254 | 498 307 | 464,63 | 1 068 265 | 4 107 564 | 284,51 |
| FRANCE | 22 314 | 36 649 | 64,24 | 415 762 | 881 936 | 112,13 |
| GERMANY, FED. REP. OF | 160 863 | 286 242 | 77,94 | 5 002 133 | 8 328 002 | 66,49 |
| AUSTRIA | 13 808 | 9 372 | -32,13 | 424 060 | 312 181 | -26,38 |
| BELGIUM | 31 963 | 44 859 | 40,35 | 81 381 | 117 183 | 43,99 |
| SWITZERLAND | 2 089 | 1 418 | -32,12 | 30 932 | 33 696 | 8,94 |
| DENMARK | 4 024 | 35 145 | 773,38 | 37 097 | 146 659 | 295,34 |
| NORWAY | 10 913 | 1 004 | -90,80 | 175 937 | 2 756 | -98,43 |
| SWEDEN | 1 675 | 5 849 | 249,19 | 70 723 | 47 999 | -32,13 |
| FINLAND | 31 | 2 281 | 7 258,06 | 233 | 9 222 | 3 857,94 |
| IRELAND | 311 | 1 045 | 236,01 | 5 047 | 10 214 | 102,38 |
| ITALY | 225 257 | 224 136 | -0,50 | 9 377 240 | 10 199 136 | 8,76 |
| SPAIN | 147 333 | 182 105 | 23,60 | 2 158 975 | 2 587 990 | 19,87 |
| PORTUGAL | 1 327 | 6 488 | 388,92 | 32 071 | 59 485 | 85,48 |
| GREECE | 1 317 | 1 785 | 35,54 | 8 977 | 25 331 | 182,18 |
| HUNGARY | 398 | 199 | -50,00 | 1 057 | 212 | -79,94 |
| POLAND | 1 190 | 2 917 | 145,13 | 52 057 | 31 635 | -39,23 |
| ROMANIA | 37 | 0 | -100,00 | 5 409 | 0 | -100,00 |

TABEL 5. PERKEMBANGAN EKSPOR INDONESIA MENURUT KOMODITI DAN NEGARA TUJUAN

| JENIS BARANG | BERAT BERSIH (KG) | | PERUB % | NILAI FOB (US \$) | | PERUB % |
|----------------------------------|--------------------|--------------------|--------------|--------------------|--------------------|--------------|
| | JAN-DES 2009 | JAN-DES 2010 | | JAN-DES 2009 | JAN-DES 2010 | |
| | (1) | (2) | (3) | (4) | (5) | (6) |
| BULGARIA | 0 | 2 | - | 0 | 41 | - |
| YUGOSLAVIA | 8 | 3 | -62,50 | 37 | 361 | 875,68 |
| LITHUANIA | 2 | 0 | -100,00 | 120 | 0 | -100,00 |
| ESTONIA | 0 | 110 | - | 0 | 616 | - |
| CROATIA | 1 826 | 953 | -47,81 | 12 898 | 5 916 | -54,13 |
| MALTA | 1 | 335 | 33 400,00 | 1 | 579 | 57 800,00 |
| SLOVAKIA | 13 | 0 | -100,00 | 631 | 0 | -100,00 |
| SLOVENIA | 0 | 1 796 | - | 0 | 9 348 | - |
| CZECH REPUBLIC | 3 081 | 389 | -87,37 | 7 497 | 8 641 | 15,26 |
| RUSSIA FEDERATION | 120 | 58 | -51,67 | 322 | 241 | -25,16 |
| KACA DAN BARANG DARI KACA | 709 070 005 | 838 300 142 | 18,23 | 352 695 381 | 432 894 056 | 22,74 |
| JAPAN | 81 948 985 | 83 576 517 | 1,99 | 47 758 192 | 49 891 226 | 4,47 |
| HONG KONG | 1 968 443 | 2 861 670 | 45,38 | 1 065 460 | 1 780 164 | 67,08 |
| KOREA, DEMOCRATIC PEOPLE'S RI | 14 288 | 0 | -100,00 | 10 319 | 0 | -100,00 |
| KOREA, REPUBLIC OF | 56 510 476 | 67 028 371 | 18,61 | 14 523 340 | 21 543 282 | 48,34 |
| TAIWAN | 8 526 902 | 32 308 425 | 278,90 | 4 721 038 | 7 148 661 | 51,42 |
| CHINA | 22 069 005 | 42 358 947 | 91,94 | 13 496 776 | 23 024 905 | 70,60 |
| MONGOLIA | 102 | 0 | -100,00 | 300 | 0 | -100,00 |
| MACAU | 219 | 65 620 | 29 863,47 | 1 395 | 51 461 | 3 588,96 |
| PAPUA NEW GUINEA | 4 892 841 | 5 143 034 | 5,11 | 2 847 108 | 2 888 437 | 1,45 |
| THAILAND | 33 500 541 | 68 835 189 | 105,47 | 14 844 833 | 30 200 553 | 103,44 |
| SINGAPORE | 12 636 609 | 17 458 360 | 38,16 | 9 841 703 | 11 317 559 | 15,00 |
| PHILIPPINES | 52 245 211 | 71 682 431 | 37,20 | 20 338 412 | 30 059 379 | 47,80 |
| MALAYSIA | 74 594 191 | 86 825 443 | 16,40 | 27 196 011 | 36 561 431 | 34,44 |
| MYANMAR (FORM. BURMA) | 5 346 064 | 9 157 141 | 71,29 | 1 507 344 | 3 040 529 | 101,71 |
| CAMBODIA | 419 736 | 3 493 502 | 732,31 | 198 296 | 1 358 470 | 585,07 |
| BRUNEI DARUSSALAM | 463 793 | 548 612 | 18,29 | 185 263 | 280 045 | 51,16 |
| LAO PEOPLE'S DEMOCRATIC REPU | 73 | 63 252 | 86 546,58 | 1 772 | 29 356 | 1 556,66 |
| NEPAL | 24 027 | 22 941 | -4,52 | 23 031 | 20 672 | -10,24 |
| VIET NAM | 56 181 052 | 61 873 947 | 10,13 | 21 415 849 | 27 035 839 | 26,24 |
| MALDIVES | 77 230 | 236 285 | 205,95 | 138 893 | 271 532 | 95,50 |
| INDIA | 26 969 117 | 20 104 753 | -25,45 | 16 195 039 | 16 581 313 | 2,39 |
| PAKISTAN | 12 323 878 | 13 067 747 | 6,04 | 8 369 983 | 9 147 165 | 9,29 |
| BANGLADESH | 3 716 042 | 4 263 335 | 14,73 | 2 097 998 | 2 349 815 | 12,00 |
| SRI LANKA | 2 584 039 | 5 463 627 | 111,44 | 1 089 888 | 2 238 338 | 105,37 |
| AFGHANISTAN | 908 239 | 2 373 126 | 161,29 | 676 280 | 1 809 751 | 167,60 |
| IRAQ | 293 045 | 1 603 106 | 447,05 | 290 208 | 812 798 | 180,07 |
| IRAN (ISLAMIC REPUBLIC OF) | 947 716 | 1 292 192 | 36,35 | 705 729 | 982 513 | 39,22 |
| SAUDI ARABIA | 4 143 581 | 2 698 894 | -34,87 | 3 433 986 | 2 005 663 | -41,59 |
| ISRAEL | 869 214 | 552 727 | -36,41 | 491 980 | 349 380 | -28,98 |
| KUWAIT | 1 738 260 | 1 231 970 | -29,13 | 771 310 | 755 532 | -2,05 |
| JORDAN | 5 514 197 | 3 016 726 | -45,29 | 3 122 671 | 2 000 358 | -35,94 |
| LEBANON | 1 269 825 | 1 071 207 | -15,64 | 436 006 | 445 568 | 2,19 |
| PALESTINA | 0 | 17 795 | - | 0 | 9 101 | - |
| YEMEN | 3 400 546 | 2 234 320 | -34,30 | 1 835 453 | 1 383 511 | -24,62 |
| OMAN | 273 744 | 220 950 | -19,29 | 165 862 | 145 248 | -12,43 |
| SYRIA ARAB REPUBLIC | 2 845 198 | 4 544 407 | 59,72 | 2 215 707 | 2 710 807 | 22,35 |
| TURKEY | 14 063 775 | 22 567 508 | 60,47 | 7 201 606 | 13 546 936 | 88,11 |
| UNITED ARAB EMIRATES | 12 001 565 | 11 260 649 | -6,17 | 8 212 184 | 7 827 644 | -4,68 |
| QATAR | 898 104 | 578 938 | -35,54 | 363 174 | 462 617 | 27,38 |
| BAHRAIN | 427 138 | 80 413 | -81,17 | 152 018 | 73 048 | -51,95 |
| CYPRUS | 50 674 | 31 466 | -37,91 | 31 502 | 28 624 | -9,14 |
| EGYPT | 22 185 108 | 11 513 411 | -48,10 | 12 759 134 | 6 056 122 | -52,54 |
| LIBYAN ARAB JAMAHIRIYA | 186 521 | 918 851 | 392,63 | 77 416 | 261 717 | 238,07 |
| MOROCCO | 290 630 | 556 247 | 91,39 | 223 679 | 360 868 | 61,33 |
| TUNISIA | 154 569 | 1 044 485 | 575,74 | 122 488 | 865 234 | 606,38 |
| ALGERIA | 3 597 948 | 5 593 489 | 55,46 | 1 894 429 | 2 531 562 | 33,63 |
| SUDAN | 1 560 446 | 1 356 269 | -13,08 | 840 112 | 704 975 | -16,09 |
| ERITREA | 7 776 | 0 | -100,00 | 8 640 | 0 | -100,00 |
| LESOTHO | 60 926 | 247 545 | 306,30 | 48 810 | 199 318 | 308,35 |
| NAMIBIA | 21 968 | 3 433 | -84,37 | 7 350 | 7 733 | 5,21 |
| ETHIOPIA | 100 532 | 110 355 | 9,77 | 59 409 | 74 512 | 25,42 |
| TANZANIA, UNITED REPUBLIC OF | 524 351 | 535 332 | 2,09 | 169 319 | 270 694 | 59,87 |
| MADAGASCAR | 4 595 353 | 2 866 108 | -37,63 | 1 710 154 | 1 163 142 | -31,99 |
| SOMALIA | 22 010 | 47 531 | 115,95 | 16 804 | 41 342 | 146,02 |
| KENYA | 8 688 958 | 8 618 772 | -0,81 | 2 156 967 | 2 546 732 | 18,07 |
| REUNION | 304 110 | 385 864 | 26,88 | 241 091 | 222 196 | -7,84 |
| MOZAMBIQUE | 299 382 | 296 427 | -0,99 | 145 826 | 185 228 | 27,02 |
| BOTSWANA | 307 | 22 327 | 7 172,64 | 700 | 14 537 | 1 976,71 |
| EQUATORIAL GUINEA | 0 | 73 | - | 0 | 216 | - |
| TOGO | 13 203 | 50 531 | 282,72 | 6 676 | 29 490 | 341,73 |
| GHANA | 357 949 | 654 023 | 82,71 | 151 193 | 256 922 | 69,93 |
| LIBERIA | 7 | 61 636 | 880 414,29 | 45 | 25 996 | 57 668,89 |
| GUINEA | 0 | 33 | - | 0 | 340 | - |
| ANGOLA | 1 267 514 | 461 709 | -63,57 | 632 114 | 203 619 | -67,79 |
| CONGO | 99 537 | 105 134 | 5,62 | 44 743 | 36 195 | -19,10 |
| CAMEROON | 205 501 | 101 673 | -50,52 | 91 900 | 46 014 | -49,93 |

TABEL 5. PERKEMBANGAN EKSPOR INDONESIA MENURUT KOMODITI DAN NEGARA TUJUAN

| JENIS BARANG | BERAT BERSIH (KG) | | PERUB | NILAI FOB (US \$) | | PERUB |
|-------------------------------|-------------------|--------------|-----------|-------------------|--------------|----------|
| | JAN-DES 2009 | JAN-DES 2010 | % | JAN-DES 2009 | JAN-DES 2010 | % |
| | (1) | (2) | (3) | (4) | (5) | (6) |
| NIGERIA | 749 097 | 773 305 | 3,23 | 315 818 | 341 875 | 8,25 |
| GABON | 1 763 | 1 502 | -14,80 | 1 331 | 1 670 | 25,47 |
| COTE D'IVOIRE | 254 837 | 531 068 | 108,40 | 105 610 | 208 495 | 97,42 |
| SENEGAL | 683 143 | 1 280 310 | 87,41 | 470 540 | 756 705 | 60,82 |
| BENIN | 96 329 | 116 340 | 20,77 | 41 228 | 56 417 | 36,84 |
| GUINEA BISSAU | 0 | 14 | - | 0 | 70 | - |
| GAMBIA | 0 | 21 714 | - | 0 | 10 825 | - |
| U.S. VIRGIN ISLANDS | 580 | 152 | -73,79 | 6 890 | 407 | -94,09 |
| SEYCHELLES | 68 870 | 13 396 | -80,55 | 195 383 | 36 988 | -81,07 |
| UGANDA | 40 561 | 194 | -99,52 | 22 374 | 300 | -98,66 |
| NIGER | 123 | 0 | -100,00 | 172 | 0 | -100,00 |
| DJIBOUTI | 68 361 | 256 | -99,63 | 39 632 | 700 | -98,23 |
| SAO TOME AND PRINCIPE | 0 | 15 476 | - | 0 | 18 955 | - |
| SOUTH AFRICA | 16 455 368 | 15 412 349 | -6,34 | 8 086 214 | 9 669 161 | 19,58 |
| ZIMBABWE | 64 785 | 117 850 | 81,91 | 54 277 | 102 564 | 88,96 |
| ZAMBIA | 10 120 | 10 244 | 1,23 | 6 035 | 9 700 | 60,73 |
| COMOROS | 0 | 1 525 | - | 0 | 3 679 | - |
| MAURITIUS | 1 675 642 | 2 449 229 | 46,17 | 657 780 | 985 529 | 49,83 |
| RWANDA | 0 | 50 229 | - | 0 | 42 879 | - |
| VIRGIN ISLANDS (BRITISH) | 1 108 | 2 203 | 98,83 | 3 886 | 23 113 | 494,78 |
| AUSTRALIA | 40 951 692 | 42 062 077 | 2,71 | 22 452 451 | 26 086 567 | 16,19 |
| NEW ZEALAND | 14 529 880 | 14 617 560 | 0,60 | 5 262 263 | 6 141 122 | 16,70 |
| GUAM | 4 838 | 4 719 | -2,46 | 12 848 | 17 393 | 35,38 |
| PALAU | 26 | 131 | 403,85 | 521 | 726 | 39,35 |
| NEW CALEDONIA | 302 311 | 161 569 | -46,56 | 165 754 | 171 765 | 3,63 |
| NORTHERN MARIANA ISLANDS | 0 | 435 | - | 0 | 1 539 | - |
| SAINT VINCENT AND THE GRENADI | 92 636 | 139 234 | 50,30 | 31 135 | 50 549 | 62,35 |
| VANUATU | 119 827 | 38 895 | -67,54 | 86 416 | 29 978 | -65,31 |
| WALLIS AND FUTUNA ISLANDS | 80 | 595 | 643,75 | 160 | 1 262 | 688,75 |
| AMERICAN SAMOA | 52 | 7 799 | 14 898,08 | 328 | 13 480 | 4 009,76 |
| COOK ISLANDS | 943 | 891 | -5,51 | 4 430 | 5 936 | 34,00 |
| FIJI | 247 885 | 87 164 | -64,84 | 127 947 | 70 077 | -45,23 |
| SAMOA | 753 945 | 72 189 | -90,43 | 355 198 | 42 311 | -88,09 |
| SOLOMON ISLANDS | 10 322 | 0 | -100,00 | 5 976 | 0 | -100,00 |
| TONGA | 919 | 1 333 | 45,05 | 5 060 | 985 | -80,53 |
| TOKELAU | 7 102 | 0 | -100,00 | 6 198 | 0 | -100,00 |
| EAST TIMOR | 809 171 | 484 266 | -40,15 | 612 334 | 380 085 | -37,93 |
| UNITED STATES | 12 846 837 | 13 183 639 | 2,62 | 11 867 702 | 14 524 785 | 22,39 |
| CANADA | 1 742 413 | 838 642 | -51,87 | 923 650 | 644 645 | -30,21 |
| MEXICO | 3 094 214 | 2 432 712 | -21,38 | 1 803 270 | 1 457 363 | -19,18 |
| GUATEMALA | 1 688 111 | 1 349 349 | -20,07 | 669 024 | 864 305 | 29,19 |
| HONDURAS | 68 216 | 442 480 | 548,65 | 26 040 | 173 095 | 564,73 |
| NICARAGUA | 65 849 | 33 194 | -49,59 | 18 885 | 17 201 | -8,92 |
| PANAMA | 2 201 324 | 4 807 661 | 118,40 | 1 121 170 | 3 100 331 | 176,53 |
| CUBA | 140 573 | 86 592 | -38,40 | 85 310 | 53 123 | -37,73 |
| SURINAME | 120 518 | 124 000 | 2,89 | 65 405 | 69 844 | 6,79 |
| CHILE | 3 218 036 | 2 655 498 | -17,48 | 1 763 969 | 1 950 280 | 10,56 |
| VENEZUELA | 36 082 | 66 119 | 83,25 | 108 271 | 102 200 | -5,61 |
| ARGENTINA | 2 470 135 | 3 624 836 | 46,75 | 1 538 414 | 2 585 131 | 68,04 |
| BRAZIL | 7 144 341 | 7 166 352 | 0,31 | 2 545 608 | 3 155 575 | 23,96 |
| COLOMBIA | 1 055 356 | 692 337 | -34,40 | 701 609 | 285 218 | -59,35 |
| BOLIVIA | 67 835 | 0 | -100,00 | 21 540 | 0 | -100,00 |
| URUGUAY | 318 700 | 379 358 | 19,03 | 202 415 | 199 402 | -1,49 |
| PARAGUAY | 127 425 | 68 787 | -46,02 | 73 472 | 41 574 | -43,42 |
| ECUADOR | 2 305 386 | 5 567 180 | 141,49 | 856 978 | 2 333 132 | 172,25 |
| PERU | 355 854 | 2 014 097 | 465,99 | 187 704 | 834 253 | 344,45 |
| GUYANA | 49 044 | 203 135 | 314,19 | 30 759 | 73 507 | 138,98 |
| TRINIDAD AND TOBAGO | 1 545 485 | 1 658 805 | 7,33 | 555 314 | 638 395 | 14,96 |
| BAHAMAS | 900 | 251 | -72,11 | 2 766 | 1 854 | -32,97 |
| JAMAICA | 127 647 | 450 218 | 252,71 | 50 513 | 185 171 | 266,58 |
| PUERTO RICO | 1 279 402 | 1 053 568 | -17,65 | 724 645 | 725 984 | 0,18 |
| BELIZE | 8 161 | 192 | -97,65 | 11 057 | 774 | -93,00 |
| DOMINICAN REPUBLIC | 459 398 | 237 019 | -48,41 | 227 990 | 179 013 | -21,48 |
| EL SALVADOR | 66 462 | 65 641 | -1,24 | 23 543 | 25 002 | 6,20 |
| COSTA RICA | 380 268 | 300 651 | -20,94 | 214 835 | 161 219 | -24,96 |
| HAITI | 917 428 | 59 737 | -93,49 | 315 574 | 42 689 | -86,47 |
| BARBADOS | 312 301 | 269 802 | -13,61 | 169 913 | 130 783 | -23,03 |
| ANTIGUA AND BARBUDA | 444 | 1 475 | 232,21 | 461 | 3 732 | 709,54 |
| ANGUILLA | 1 346 | 914 | -32,10 | 6 751 | 3 380 | -49,93 |
| ARUBA | 23 580 | 2 930 | -87,57 | 18 352 | 5 335 | -70,93 |
| BERMUDA | 1 824 | 155 | -91,50 | 2 433 | 117 | -95,19 |
| CAPE VERDE | 34 535 | 18 758 | -45,68 | 15 781 | 8 625 | -45,35 |
| CAYMAN ISLANDS | 68 | 225 | 230,88 | 326 | 404 | 23,93 |
| DOMINICA | 20 037 | 1 644 | -91,80 | 10 780 | 3 039 | -71,81 |
| FRENCH GUIANA | 6 175 | 5 422 | -12,19 | 22 416 | 8 269 | -63,11 |
| FRENCH POLYNESIA | 12 038 | 9 565 | -20,54 | 19 523 | 17 099 | -12,42 |
| GRENADA | 41 | 0 | -100,00 | 168 | 0 | -100,00 |
| MARTINIQUE | 1 811 | 1 577 | -12,92 | 7 794 | 4 201 | -46,10 |

TABEL 5. PERKEMBANGAN EKSPOR INDONESIA MENURUT KOMODITI DAN NEGARA TUJUAN

| JENIS BARANG | BERAT BERSIH (KG) | | PERUB | NILAI FOB (US \$) | | PERUB |
|--|----------------------|----------------------|-------------|----------------------|----------------------|--------------|
| | JAN-DES 2009 | JAN-DES 2010 | % | JAN-DES 2009 | JAN-DES 2010 | % |
| | (1) | (2) | (3) | (4) | (5) | (6) |
| NETHERLANDS ANTILLES | 52 157 | 8 644 | -83,43 | 49 665 | 72 399 | 45,77 |
| SAINT LUCIA | 46 871 | 47 436 | 1,21 | 19 594 | 22 507 | 14,87 |
| TURKS AND CAICOS ISLANDS | 836 | 0 | -100,00 | 2 688 | 0 | -100,00 |
| GUADELOUPE | 6 468 | 3 951 | -38,91 | 15 369 | 9 197 | -40,16 |
| SAINT KITTS AND NEVIS | 1 217 | 231 | -81,02 | 1 695 | 519 | -69,38 |
| UNITED KINGDOM | 2 874 957 | 1 589 816 | -44,70 | 3 027 362 | 2 765 211 | -8,66 |
| NETHERLANDS | 1 843 327 | 2 819 204 | 52,94 | 1 878 521 | 2 493 082 | 32,72 |
| FRANCE | 1 072 139 | 785 456 | -26,74 | 2 068 211 | 1 479 887 | -28,45 |
| GERMANY, FED. REP. OF | 2 038 757 | 2 379 596 | 16,72 | 2 695 754 | 2 890 415 | 7,22 |
| AUSTRIA | 11 340 | 9 459 | -16,59 | 63 189 | 23 026 | -63,56 |
| BELGIUM | 181 370 | 248 057 | 36,77 | 358 787 | 498 149 | 38,84 |
| SWITZERLAND | 63 630 | 25 756 | -59,52 | 423 854 | 199 495 | -52,93 |
| LUXEMBOURG | 180 | 0 | -100,00 | 578 | 0 | -100,00 |
| DENMARK | 263 062 | 264 106 | 0,40 | 125 219 | 171 030 | 36,58 |
| NORWAY | 69 797 | 24 526 | -64,86 | 46 259 | 18 753 | -59,46 |
| SWEDEN | 39 550 | 41 962 | 6,10 | 48 320 | 54 802 | 13,41 |
| FINLAND | 366 388 | 355 959 | -2,85 | 274 102 | 290 256 | 5,89 |
| IRELAND | 209 520 | 219 984 | 4,99 | 181 914 | 210 581 | 15,76 |
| ITALY | 1 367 564 | 1 190 944 | -12,91 | 1 224 805 | 2 078 818 | 69,73 |
| SPAIN | 9 092 975 | 651 616 | -92,83 | 2 633 738 | 1 037 871 | -60,59 |
| PORTUGAL | 803 519 | 403 269 | -49,81 | 409 627 | 296 868 | -27,53 |
| GREECE | 1 947 590 | 851 395 | -56,28 | 680 612 | 412 503 | -39,39 |
| DEMOCRATIC REPUBLIC OF THE C | 123 934 | 134 805 | 8,77 | 75 264 | 58 626 | -22,11 |
| HUNGARY | 91 142 | 65 951 | -27,64 | 166 387 | 68 710 | -58,70 |
| POLAND | 5 432 799 | 3 845 698 | -29,21 | 3 815 387 | 2 817 687 | -26,15 |
| ROMANIA | 1 497 994 | 501 250 | -66,54 | 1 232 088 | 528 943 | -57,07 |
| BULGARIA | 793 273 | 363 747 | -54,15 | 491 142 | 224 737 | -54,24 |
| YUGOSLAVIA | 614 | 270 | -56,03 | 1 515 | 6 518 | 330,23 |
| ALBANIA | 203 305 | 75 821 | -62,71 | 111 437 | 49 179 | -55,87 |
| AZERBAIJAN | 3 | 112 | 3 633,33 | 15 | 748 | 4 886,67 |
| BELARUS | 7 505 | 0 | -100,00 | 7 003 | 0 | -100,00 |
| KAZAKHSTAN | 199 936 | 284 160 | 42,13 | 304 535 | 362 959 | 19,18 |
| UKRAINE | 667 730 | 909 408 | 36,19 | 1 010 643 | 1 202 797 | 19,01 |
| LITHUANIA | 39 756 | 49 737 | 25,11 | 53 673 | 69 529 | 29,54 |
| LATVIA | 620 | 1 216 | 96,13 | 3 479 | 3 807 | 9,43 |
| ESTONIA | 143 005 | 154 518 | 8,05 | 182 209 | 227 041 | 24,60 |
| GEORGIA | 514 244 | 250 533 | -51,28 | 188 768 | 216 844 | 14,87 |
| CROATIA | 305 348 | 357 087 | 16,94 | 227 007 | 291 149 | 28,26 |
| BOSNIA AND HERZEGOVINA | 265 170 | 125 956 | -52,50 | 214 485 | 98 293 | -54,17 |
| MALTA | 14 183 | 115 524 | 714,52 | 15 699 | 85 011 | 441,51 |
| SLOVAKIA | 105 | 156 | 48,57 | 499 | 529 | 6,01 |
| SLOVENIA | 65 884 | 18 772 | -71,51 | 19 584 | 16 340 | -16,56 |
| CZECH REPUBLIC | 350 183 | 682 110 | 94,79 | 267 338 | 540 537 | 102,19 |
| RUSSIA FEDERATION | 2 479 851 | 2 724 413 | 9,86 | 2 546 124 | 2 830 912 | 11,19 |
| KERTAS DAN BARANG DARI KERTAS | 4 286 829 306 | 4 562 619 086 | 6,43 | 3 405 011 978 | 4 241 794 084 | 24,58 |
| JAPAN | 449 573 552 | 445 077 925 | -1,00 | 403 430 026 | 447 468 588 | 10,92 |
| HONG KONG | 114 404 174 | 93 096 711 | -18,62 | 83 591 527 | 80 623 537 | -3,55 |
| KOREA, DEMOCRATIC PEOPLE'S REPUBLIC OF | 3 169 | 44 | -98,61 | 7 984 | 110 | -98,62 |
| KOREA, REPUBLIC OF | 76 879 823 | 97 783 584 | 27,19 | 64 934 138 | 93 118 658 | 43,40 |
| TAIWAN | 130 772 915 | 164 232 814 | 25,59 | 72 419 213 | 117 109 390 | 61,71 |
| CHINA | 237 705 789 | 250 186 493 | 5,25 | 157 453 493 | 193 815 437 | 23,09 |
| MONGOLIA | 140 392 | 117 642 | -16,20 | 91 547 | 137 100 | 49,76 |
| MACAU | 1 454 465 | 1 755 028 | 20,66 | 720 827 | 987 227 | 36,96 |
| PAPUA NEW GUINEA | 4 296 058 | 3 458 416 | -19,50 | 3 806 747 | 4 117 243 | 8,16 |
| THAILAND | 108 417 678 | 115 739 751 | 6,75 | 90 552 010 | 116 338 549 | 28,48 |
| SINGAPORE | 179 135 278 | 171 839 491 | -4,07 | 116 126 379 | 132 530 864 | 14,13 |
| PHILIPPINES | 99 712 499 | 105 090 476 | 5,39 | 74 211 215 | 94 055 609 | 26,74 |
| MALAYSIA | 378 479 078 | 406 121 215 | 7,30 | 271 109 474 | 342 971 778 | 26,51 |
| MYANMAR (FORM. BURMA) | 50 118 366 | 44 999 207 | -10,21 | 30 407 706 | 31 498 026 | 3,59 |
| CAMBODIA | 15 900 585 | 11 364 656 | -28,53 | 12 513 973 | 10 699 046 | -14,50 |
| BRUNEI DARUSSALAM | 1 283 227 | 1 201 961 | -6,33 | 1 628 827 | 1 518 314 | -6,78 |
| LAO PEOPLE'S DEMOCRATIC REPUBLIC | 32 314 | 48 525 | 50,17 | 21 613 | 32 856 | 52,02 |
| NEPAL | 429 056 | 477 562 | 11,31 | 2 814 803 | 2 292 103 | -18,57 |
| VIET NAM | 246 952 017 | 299 917 183 | 21,45 | 181 144 981 | 258 873 928 | 42,91 |
| MALDIVES | 760 756 | 797 102 | 4,78 | 934 575 | 1 026 581 | 9,84 |
| INDIA | 74 794 364 | 68 179 856 | -8,84 | 57 782 890 | 65 612 014 | 13,55 |
| PAKISTAN | 86 704 259 | 83 840 364 | -3,30 | 65 183 218 | 78 269 545 | 20,08 |
| BANGLADESH | 44 371 694 | 47 533 341 | 7,13 | 30 947 263 | 40 116 568 | 29,63 |
| SRI LANKA | 60 581 228 | 72 821 169 | 20,20 | 39 816 803 | 51 889 636 | 30,32 |
| AFGHANISTAN | 134 763 | 55 169 | -59,06 | 396 420 | 71 552 | -81,95 |
| IRAQ | 92 603 | 57 | -99,94 | 128 573 | 327 | -99,75 |
| IRAN (ISLAMIC REPUBLIC OF) | 98 666 340 | 110 012 871 | 11,50 | 75 900 565 | 101 312 294 | 33,48 |
| SAUDI ARABIA | 122 273 862 | 157 164 536 | 28,53 | 96 795 281 | 174 312 591 | 80,08 |
| ISRAEL | 19 210 | 2 835 034 | 14 658,12 | 23 238 | 2 517 882 | 10 735,19 |
| KUWAIT | 11 586 902 | 15 291 087 | 31,97 | 11 664 439 | 17 439 883 | 49,51 |
| JORDAN | 28 553 048 | 37 354 120 | 30,82 | 23 182 621 | 35 920 784 | 54,95 |
| LEBANON | 17 024 361 | 9 136 563 | -46,33 | 11 333 439 | 9 119 223 | -19,54 |

TABEL 5. PERKEMBANGAN EKSPOR INDONESIA MENURUT KOMODITI DAN NEGARA TUJUAN

| JENIS BARANG | BERAT BERSIH (KG) | | PERUB | NILAI FOB (US \$) | | PERUB |
|------------------------------|-------------------|--------------|------------|-------------------|--------------|-----------|
| | JAN-DES 2009 | JAN-DES 2010 | % | JAN-DES 2009 | JAN-DES 2010 | % |
| | (1) | (2) | (3) | (4) | (5) | (6) |
| YEMEN | 33 357 598 | 30 534 082 | -8,46 | 25 879 654 | 27 393 133 | 5,85 |
| OMAN | 9 587 957 | 10 258 047 | 6,99 | 8 495 382 | 11 023 001 | 29,75 |
| SYRIA ARAB REPUBLIC | 19 834 645 | 10 120 463 | -48,98 | 14 818 149 | 8 434 435 | -43,08 |
| TURKEY | 58 728 714 | 60 726 217 | 3,40 | 39 514 271 | 54 037 054 | 36,75 |
| UNITED ARAB EMIRATES | 187 179 825 | 275 875 895 | 47,39 | 154 797 986 | 295 095 847 | 90,63 |
| QATAR | 9 012 247 | 15 421 519 | 71,12 | 8 988 227 | 17 014 879 | 89,30 |
| BAHRAIN | 7 975 936 | 9 820 025 | 23,12 | 7 484 531 | 11 427 287 | 52,68 |
| CYPRUS | 7 555 413 | 6 058 665 | -19,81 | 5 945 229 | 5 406 850 | -9,06 |
| EGYPT | 49 528 445 | 48 088 864 | -2,91 | 39 114 310 | 47 754 541 | 22,09 |
| LIBYAN ARAB JAMAHIRIYA | 10 074 722 | 8 401 496 | -16,61 | 8 570 562 | 8 512 017 | -0,68 |
| MOROCCO | 909 257 | 300 584 | -66,94 | 821 813 | 400 230 | -51,30 |
| TUNISIA | 1 311 248 | 990 967 | -24,43 | 1 133 206 | 890 307 | -21,43 |
| ALGERIA | 19 586 | 529 651 | 2 604,23 | 17 137 | 1 019 363 | 5 848,32 |
| SUDAN | 20 322 342 | 17 405 123 | -14,35 | 15 712 369 | 15 846 675 | 0,85 |
| ERITREA | 82 625 | 46 374 | -43,87 | 77 667 | 32 732 | -57,86 |
| NAMIBIA | 264 864 | 112 255 | -57,62 | 338 131 | 133 747 | -60,45 |
| ETHIOPIA | 1 600 449 | 1 622 635 | 1,39 | 1 102 711 | 1 006 533 | -8,72 |
| TANZANIA, UNITED REPUBLIC OF | 2 102 721 | 2 176 529 | 3,51 | 1 766 708 | 1 427 437 | -19,20 |
| MADAGASCAR | 2 095 350 | 3 447 459 | 64,53 | 2 064 195 | 3 948 413 | 91,28 |
| SOMALIA | 541 765 | 505 696 | -6,66 | 556 232 | 567 919 | 2,10 |
| KENYA | 12 210 291 | 14 718 155 | 20,54 | 9 073 626 | 12 782 304 | 40,87 |
| REUNION | 2 330 623 | 3 392 555 | 45,56 | 2 429 416 | 3 706 483 | 52,57 |
| MOZAMBIQUE | 2 809 185 | 2 751 179 | -2,06 | 3 042 319 | 2 884 851 | -5,18 |
| BOTSWANA | 618 | 37 | -94,01 | 1 073 | 49 | -95,43 |
| EQUATORIAL GUINEA | 169 798 | 56 041 | -67,00 | 143 331 | 62 158 | -56,63 |
| TOGO | 12 119 588 | 14 532 712 | 19,91 | 10 804 645 | 14 495 052 | 34,16 |
| GHANA | 13 022 380 | 12 338 178 | -5,25 | 10 683 552 | 11 211 804 | 4,94 |
| LIBERIA | 593 776 | 889 363 | 49,78 | 493 989 | 874 750 | 77,08 |
| GUINEA | 2 289 485 | 3 173 736 | 38,62 | 2 249 427 | 3 395 192 | 50,94 |
| ANGOLA | 1 329 078 | 2 570 517 | 93,41 | 1 467 148 | 2 404 708 | 63,90 |
| CONGO | 2 577 449 | 2 476 115 | -3,93 | 2 382 044 | 2 596 773 | 9,01 |
| CAMEROON | 5 929 775 | 4 228 859 | -28,68 | 5 021 372 | 4 594 000 | -8,51 |
| NIGERIA | 55 273 361 | 93 363 168 | 68,91 | 40 503 106 | 87 902 195 | 117,03 |
| SIERRA LEONE | 1 472 708 | 1 265 086 | -14,10 | 1 394 428 | 1 164 159 | -16,51 |
| GABON | 507 712 | 562 991 | 10,89 | 522 542 | 676 004 | 29,37 |
| COTE D'IVOIRE | 3 910 775 | 3 709 939 | -5,14 | 3 252 608 | 3 534 495 | 8,67 |
| SENEGAL | 2 513 447 | 2 629 870 | 4,63 | 2 269 682 | 2 734 905 | 20,50 |
| MAURITANIA | 1 498 646 | 1 505 763 | 0,47 | 1 500 674 | 1 693 263 | 12,83 |
| MALI | 134 876 | 18 752 | -86,10 | 82 145 | 37 471 | -54,38 |
| BENIN | 6 334 489 | 2 830 543 | -55,32 | 6 308 392 | 2 974 350 | -52,85 |
| BURKINA FASO | 71 503 | 13 313 | -81,38 | 51 192 | 13 725 | -73,19 |
| GUINEA BISSAU | 0 | 163 789 | - | 0 | 192 333 | - |
| GAMBIA | 275 634 | 513 768 | 86,40 | 258 598 | 537 783 | 107,96 |
| U.S. VIRGIN ISLANDS | 0 | 1 | - | 0 | 3 | - |
| SEYCHELLES | 92 457 | 87 562 | -5,29 | 105 530 | 109 002 | 3,29 |
| UGANDA | 638 316 | 774 255 | 21,30 | 702 272 | 978 410 | 39,32 |
| NIGER | 37 152 | 16 368 | -55,94 | 45 439 | 14 082 | -69,01 |
| DJIBOUTI | 25 597 210 | 23 990 614 | -6,28 | 23 150 783 | 24 016 095 | 3,74 |
| SAO TOME AND PRINCIPE | 37 098 | 111 528 | 200,63 | 27 968 | 116 915 | 318,03 |
| SWAZILAND | 60 | 0 | -100,00 | 825 | 0 | -100,00 |
| SOUTH AFRICA | 66 003 429 | 63 511 057 | -3,78 | 47 563 015 | 55 966 336 | 17,67 |
| ZIMBABWE | 251 618 | 621 841 | 147,14 | 159 272 | 652 218 | 309,50 |
| ZAMBIA | 12 242 | 47 206 | 285,61 | 14 715 | 62 926 | 327,63 |
| MALAWI | 262 017 | 135 475 | -48,30 | 264 892 | 182 894 | -30,96 |
| COMOROS | 54 607 | 36 758 | -32,69 | 53 504 | 48 891 | -8,62 |
| MAURITIUS | 17 631 686 | 14 201 028 | -19,46 | 10 677 313 | 10 843 231 | 1,55 |
| VIRGIN ISLANDS (BRITISH) | 88 611 | 327 | -99,63 | 46 817 | 2 229 | -95,24 |
| AUSTRALIA | 147 384 557 | 164 022 391 | 11,29 | 137 965 126 | 168 011 275 | 21,78 |
| NEW ZEALAND | 26 644 824 | 39 496 970 | 48,24 | 24 808 553 | 33 457 814 | 34,86 |
| MICRONESIA, FEDERATED STATES | 7 125 | 78 684 | 1 004,34 | 11 838 | 72 033 | 508,49 |
| GUAM | 1 110 349 | 347 151 | -68,73 | 919 483 | 439 890 | -52,16 |
| PALAU | 752 | 20 103 | 2 573,27 | 11 569 | 24 079 | 108,13 |
| NEW CALEDONIA | 2 246 181 | 1 955 156 | -12,96 | 2 142 707 | 2 313 237 | 7,96 |
| NORTHERN MARIANA ISLANDS | 12 | 38 636 | 321 866,67 | 40 | 33 858 | 84 545,00 |
| VANUATU | 200 038 | 138 177 | -30,92 | 217 116 | 193 624 | -10,82 |
| WALLIS AND FUTUNA ISLANDS | 616 | 351 | -43,02 | 825 | 704 | -14,67 |
| AMERICAN SAMOA | 40 840 | 971 | -97,62 | 36 579 | 3 153 | -91,38 |
| COOK ISLANDS | 29 915 | 27 833 | -6,96 | 62 904 | 45 852 | -27,11 |
| FIJI | 2 627 188 | 2 845 782 | 8,32 | 2 190 859 | 2 661 846 | 21,50 |
| KIRIBATI | 11 114 | 23 111 | 107,94 | 23 991 | 28 128 | 17,24 |
| MARSHALL ISLANDS | 0 | 37 966 | - | 0 | 31 018 | - |
| SAMOA | 102 161 | 187 228 | 83,27 | 95 523 | 204 231 | 113,80 |
| SOLOMON ISLANDS | 54 260 | 50 538 | -6,86 | 124 993 | 128 237 | 2,60 |
| TONGA | 62 389 | 37 461 | -39,96 | 46 241 | 48 670 | 5,25 |
| TUVALU | 2 529 | 90 | -96,44 | 5 337 | 92 | -98,28 |
| CHRISTMAS ISLANDS | 0 | 1 | - | 0 | 1 | - |
| EAST TIMOR | 2 384 025 | 1 801 225 | -24,45 | 2 345 864 | 2 328 584 | -0,74 |
| UNITED STATES | 285 317 299 | 249 654 324 | -12,50 | 270 250 698 | 267 117 591 | -1,16 |

TABEL 5. PERKEMBANGAN EKSPOR INDONESIA MENURUT KOMODITI DAN NEGARA TUJUAN

| JENIS BARANG | BERAT BERSIH (KG) | | PERUB | NILAI FOB (US \$) | | PERUB |
|------------------------------|-------------------|--------------|-----------|-------------------|--------------|----------|
| | JAN-DES 2009 | JAN-DES 2010 | % | JAN-DES 2009 | JAN-DES 2010 | % |
| | (1) | (2) | (3) | (4) | (5) | (6) |
| CANADA | 57 644 306 | 66 888 931 | 16,04 | 49 332 285 | 60 066 144 | 21,76 |
| MEXICO | 5 752 203 | 4 883 156 | -15,11 | 4 834 285 | 4 586 363 | -5,13 |
| GUATEMALA | 6 750 395 | 13 531 348 | 100,45 | 4 874 187 | 10 311 592 | 111,56 |
| HONDURAS | 1 894 405 | 667 551 | -64,76 | 1 343 342 | 647 707 | -51,78 |
| NICARAGUA | 2 596 752 | 2 224 359 | -14,34 | 1 878 100 | 1 812 160 | -3,51 |
| PANAMA | 3 904 281 | 2 869 331 | -26,51 | 3 285 517 | 2 630 697 | -19,93 |
| CUBA | 6 283 577 | 7 501 657 | 19,39 | 5 518 862 | 7 613 312 | 37,95 |
| SURINAME | 731 467 | 366 840 | -49,85 | 678 518 | 350 599 | -48,33 |
| CHILE | 4 063 747 | 5 011 865 | 23,33 | 4 240 028 | 5 830 683 | 37,52 |
| VENEZUELA | 4 498 331 | 7 382 637 | 64,12 | 3 559 321 | 6 260 597 | 75,89 |
| ARGENTINA | 1 616 558 | 8 277 182 | 412,03 | 2 023 111 | 7 459 508 | 268,71 |
| BRAZIL | 63 787 081 | 88 744 751 | 39,13 | 47 041 532 | 72 896 515 | 54,96 |
| COLOMBIA | 4 431 113 | 11 644 066 | 162,78 | 4 529 917 | 11 051 923 | 143,98 |
| BOLIVIA | 409 850 | 0 | -100,00 | 278 688 | 0 | -100,00 |
| URUGUAY | 957 220 | 1 821 629 | 90,30 | 833 001 | 1 726 527 | 107,27 |
| PARAGUAY | 512 074 | 1 345 820 | 162,82 | 435 844 | 1 068 954 | 145,26 |
| ECUADOR | 8 988 196 | 9 968 832 | 10,91 | 8 241 268 | 9 811 730 | 19,06 |
| PERU | 12 299 103 | 13 480 012 | 9,60 | 11 251 669 | 12 311 753 | 9,42 |
| GUYANA | 807 691 | 93 071 | -88,48 | 523 674 | 70 476 | -86,54 |
| TRINIDAD AND TOBAGO | 1 255 389 | 2 145 941 | 70,94 | 978 327 | 1 955 680 | 99,90 |
| BAHAMAS | 27 453 | 19 331 | -29,59 | 24 971 | 14 809 | -40,70 |
| JAMAICA | 1 290 119 | 1 738 526 | 34,76 | 1 175 691 | 1 880 943 | 59,99 |
| PUERTO RICO | 5 820 137 | 5 406 412 | -7,11 | 4 454 786 | 4 490 025 | 0,79 |
| BELIZE | 31 937 | 20 413 | -36,08 | 31 341 | 23 464 | -25,13 |
| DOMINICAN REPUBLIC | 3 979 324 | 4 845 977 | 21,78 | 2 958 744 | 4 040 695 | 36,57 |
| EL SALVADOR | 3 409 282 | 3 996 848 | 17,23 | 2 543 127 | 3 369 735 | 32,50 |
| COSTA RICA | 8 795 637 | 5 993 757 | -31,86 | 6 389 132 | 4 957 652 | -22,40 |
| HAITI | 81 634 | 1 103 455 | 1 251,71 | 84 114 | 997 825 | 1 086,28 |
| BARBADOS | 124 844 | 400 758 | 221,01 | 119 497 | 381 801 | 219,51 |
| ANTIGUA AND BARBUDA | 0 | 275 | - | 0 | 440 | - |
| ANGUILLA | 0 | 16 | - | 0 | 36 | - |
| ARUBA | 0 | 99 481 | - | 0 | 81 921 | - |
| BERMUDA | 635 | 150 | -76,38 | 2 166 | 1 769 | -18,33 |
| CAPE VERDE | 92 745 | 18 960 | -79,56 | 78 918 | 16 685 | -78,86 |
| CAYMAN ISLANDS | 3 | 68 | 2 166,67 | 200 | 90 | -55,00 |
| DOMINICA | 519 505 | 20 177 | -96,12 | 376 507 | 15 950 | -95,76 |
| FRENCH GUIANA | 74 721 | 191 496 | 156,28 | 61 728 | 164 732 | 166,87 |
| FRENCH POLYNESIA | 1 808 682 | 1 297 016 | -28,29 | 1 783 968 | 1 392 782 | -21,93 |
| GRENADA | 559 | 0 | -100,00 | 2 276 | 0 | -100,00 |
| MARTINIQUE | 723 816 | 226 249 | -68,74 | 613 090 | 217 311 | -64,55 |
| NETHERLANDS ANTILLES | 214 177 | 92 710 | -56,71 | 195 763 | 99 725 | -49,06 |
| SAINT LUCIA | 41 965 | 21 727 | -48,23 | 36 600 | 21 227 | -42,00 |
| TURKS AND CAICOS ISLANDS | 592 | 0 | -100,00 | 2 118 | 0 | -100,00 |
| GUADELOUPE | 490 605 | 538 992 | 9,86 | 410 487 | 463 508 | 12,92 |
| SAINT KITTS AND NEVIS | 487 | 391 | -19,71 | 678 | 878 | 29,50 |
| UNITED KINGDOM | 37 321 261 | 42 063 028 | 12,71 | 39 116 710 | 45 292 326 | 15,79 |
| NETHERLANDS | 13 544 636 | 5 755 317 | -57,51 | 14 888 386 | 10 551 188 | -29,13 |
| FRANCE | 5 375 493 | 10 941 087 | 103,54 | 6 983 288 | 13 990 928 | 100,35 |
| GERMANY, FED. REP. OF | 13 992 625 | 6 111 082 | -56,33 | 18 892 464 | 13 298 060 | -29,61 |
| AUSTRIA | 761 387 | 54 797 | -92,80 | 545 239 | 87 504 | -83,95 |
| BELGIUM | 44 339 897 | 45 531 228 | 2,69 | 38 541 866 | 41 081 133 | 6,59 |
| SWITZERLAND | 35 084 | 56 972 | 62,39 | 119 462 | 184 301 | 54,28 |
| LUXEMBOURG | 1 | 0 | -100,00 | 1 | 0 | -100,00 |
| DENMARK | 961 215 | 1 501 671 | 56,23 | 2 694 613 | 3 688 595 | 36,89 |
| NORWAY | 516 282 | 491 485 | -4,80 | 1 357 082 | 963 234 | -29,02 |
| SWEDEN | 1 087 410 | 845 613 | -22,24 | 2 363 563 | 2 101 074 | -11,11 |
| FINLAND | 541 782 | 509 384 | -5,98 | 872 772 | 902 473 | 3,40 |
| IRELAND | 1 900 047 | 1 101 402 | -42,03 | 2 289 805 | 1 664 067 | -27,33 |
| ITALY | 57 919 874 | 32 566 025 | -43,77 | 46 105 185 | 31 461 624 | -31,76 |
| SPAIN | 32 475 821 | 24 538 964 | -24,44 | 30 590 165 | 25 916 168 | -15,28 |
| PORTUGAL | 3 385 004 | 1 115 899 | -67,03 | 3 213 729 | 1 315 640 | -59,06 |
| MONTSERAT | 0 | 18 503 | - | 0 | 19 018 | - |
| GREECE | 33 255 063 | 18 095 951 | -45,58 | 25 960 094 | 15 585 144 | -39,96 |
| ANDORRA | 19 430 | 0 | -100,00 | 13 978 | 0 | -100,00 |
| LIECHTENSTEIN | 62 | 27 184 | 43 745,16 | 3 063 | 80 193 | 2 518,12 |
| DEMOCRATIC REPUBLIC OF THE C | 3 682 132 | 3 919 638 | 6,45 | 3 739 236 | 4 112 144 | 9,97 |
| HUNGARY | 2 697 966 | 150 405 | -94,43 | 1 745 011 | 131 546 | -92,46 |
| POLAND | 1 871 136 | 684 732 | -63,41 | 1 901 331 | 964 422 | -49,28 |
| ROMANIA | 5 843 157 | 3 713 692 | -36,44 | 4 811 457 | 2 897 122 | -39,79 |
| BULGARIA | 2 008 869 | 1 200 044 | -40,26 | 1 397 535 | 1 056 831 | -24,38 |
| YUGOSLAVIA | 667 249 | 816 261 | 22,33 | 467 725 | 698 974 | 49,44 |
| ALBANIA | 2 650 756 | 2 813 519 | 6,14 | 2 151 147 | 2 581 266 | 19,99 |
| ARMENIA | 152 121 | 89 546 | -41,14 | 129 509 | 87 551 | -32,40 |
| AZERBAIJAN | 0 | 45 | - | 0 | 90 | - |
| KAZAKHSTAN | 62 702 | 42 739 | -31,84 | 39 959 | 71 567 | 79,10 |
| KYRGYZSTAN | 19 499 | 0 | -100,00 | 28 488 | 0 | -100,00 |
| UKRAINE | 8 054 352 | 8 094 664 | 0,50 | 7 176 350 | 8 308 714 | 15,78 |
| UZBEKISTAN | 15 103 | 105 966 | 601,62 | 15 730 | 136 369 | 766,94 |

TABEL 5. PERKEMBANGAN EKSPOR INDONESIA MENURUT KOMODITI DAN NEGARA TUJUAN

| JENIS BARANG | BERAT BERSIH (KG) | | PERUB | NILAI FOB (US \$) | | PERUB |
|-------------------------------------|--------------------|--------------------|---------------|--------------------|--------------------|---------------|
| | JAN-DES 2009 | JAN-DES 2010 | % | JAN-DES 2009 | JAN-DES 2010 | % |
| | (1) | (2) | (3) | (4) | (5) | (6) |
| LITHUANIA | 579 616 | 1 696 709 | 192,73 | 784 589 | 1 550 076 | 97,57 |
| LATVIA | 213 987 | 185 840 | -13,15 | 212 069 | 222 332 | 4,84 |
| ESTONIA | 630 358 | 443 519 | -29,64 | 868 147 | 524 599 | -39,57 |
| GEORGIA | 5 669 282 | 5 089 651 | -10,22 | 4 861 891 | 4 646 350 | -4,43 |
| CROATIA | 2 716 733 | 1 570 475 | -42,19 | 1 989 456 | 1 253 824 | -36,98 |
| BOSNIA AND HERZEGOVINA | 502 485 | 0 | -100,00 | 292 272 | 0 | -100,00 |
| MALTA | 1 257 762 | 1 976 259 | 57,13 | 1 073 592 | 1 686 069 | 57,05 |
| SLOVAKIA | 252 562 | 4 812 | -98,09 | 211 535 | 24 972 | -88,19 |
| SLOVENIA | 3 122 088 | 1 011 126 | -67,61 | 2 133 749 | 880 436 | -58,74 |
| CZECH REPUBLIC | 733 844 | 2 161 | -99,71 | 488 091 | 8 573 | -98,24 |
| REP. OF MACEDONIA | 0 | 40 885 | - | 0 | 31 452 | - |
| RUSSIA FEDERATION | 9 633 167 | 10 783 545 | 11,94 | 10 632 088 | 12 863 613 | 20,99 |
| -GLISEROL DAN LARUTAN ALKALI | 49 290 879 | 30 545 761 | -38,03 | 9 703 099 | 5 916 399 | -39,03 |
| JAPAN | 4 262 434 | 5 472 700 | 28,39 | 757 937 | 1 103 808 | 45,63 |
| CHINA | 35 996 050 | 20 326 966 | -43,53 | 5 578 106 | 3 477 040 | -37,67 |
| SINGAPORE | 830 006 | 8 960 | -98,92 | 327 859 | 2 692 | -99,18 |
| PHILIPPINES | 481 950 | 1 967 417 | 308,22 | 256 774 | 515 725 | 100,85 |
| MALAYSIA | 760 022 | 0 | -100,00 | 125 087 | 0 | -100,00 |
| INDIA | 1 887 142 | 1 466 720 | -22,28 | 444 211 | 273 397 | -38,45 |
| PAKISTAN | 132 000 | 0 | -100,00 | 25 525 | 0 | -100,00 |
| SAUDI ARABIA | 100 000 | 0 | -100,00 | 38 500 | 0 | -100,00 |
| UNITED ARAB EMIRATES | 20 000 | 0 | -100,00 | 9 900 | 0 | -100,00 |
| EGYPT | 220 000 | 0 | -100,00 | 97 000 | 0 | -100,00 |
| SUDAN | 501 875 | 0 | -100,00 | 286 292 | 0 | -100,00 |
| ETHIOPIA | 20 900 | 0 | -100,00 | 16 302 | 0 | -100,00 |
| MOZAMBIQUE | 132 000 | 88 000 | -33,33 | 76 120 | 59 400 | -21,97 |
| CAMEROON | 20 000 | 0 | -100,00 | 8 400 | 0 | -100,00 |
| MALAWI | 44 000 | 22 000 | -50,00 | 25 520 | 12 870 | -49,57 |
| AUSTRALIA | 76 | 0 | -100,00 | 60 | 0 | -100,00 |
| NEW ZEALAND | 20 000 | 0 | -100,00 | 9 300 | 0 | -100,00 |
| UNITED STATES | 3 743 417 | 1 001 206 | -73,25 | 1 543 742 | 354 427 | -77,04 |
| CANADA | 119 007 | 191 792 | 61,16 | 76 464 | 117 040 | 53,07 |
| -MARGARIN DAN LEMAK LAINNYA | 348 667 110 | 356 151 718 | 2,15 | 264 287 724 | 346 602 901 | 31,15 |
| JAPAN | 1 202 253 | 1 018 748 | -15,26 | 1 107 994 | 998 481 | -9,88 |
| HONG KONG | 4 678 485 | 1 831 960 | -60,84 | 2 906 311 | 1 737 603 | -40,21 |
| KOREA, REPUBLIC OF | 2 821 595 | 3 694 428 | 30,93 | 2 248 241 | 3 740 648 | 66,38 |
| TAIWAN | 2 751 211 | 2 499 794 | -9,14 | 2 151 352 | 2 272 379 | 5,63 |
| CHINA | 50 502 156 | 67 463 231 | 33,58 | 34 795 508 | 64 013 671 | 83,97 |
| PAPUA NEW GUINEA | 1 336 689 | 1 038 197 | -22,33 | 1 118 194 | 1 063 636 | -4,88 |
| THAILAND | 4 751 583 | 6 761 821 | 42,31 | 3 865 483 | 7 459 712 | 92,98 |
| SINGAPORE | 12 750 868 | 3 932 212 | -69,16 | 11 097 463 | 3 955 763 | -64,35 |
| PHILIPPINES | 7 613 570 | 9 850 180 | 29,38 | 5 759 525 | 10 132 764 | 75,93 |
| MALAYSIA | 2 457 647 | 616 538 | -74,91 | 2 065 330 | 785 489 | -61,97 |
| MYANMAR (FORM. BURMA) | 1 465 555 | 946 624 | -35,41 | 1 180 894 | 1 222 393 | 3,51 |
| CAMBODIA | 21 960 | 21 960 | 0,00 | 16 348 | 16 348 | 0,00 |
| BRUNEI DARUSSALAM | 0 | 110 220 | - | 0 | 95 267 | - |
| NEPAL | 0 | 42 000 | - | 0 | 44 100 | - |
| VIET NAM | 5 742 295 | 15 732 580 | 173,98 | 5 102 711 | 15 118 808 | 196,29 |
| MALDIVES | 15 770 | 11 537 | -26,84 | 16 208 | 15 494 | -4,41 |
| INDIA | 1 136 116 | 748 571 | -34,11 | 1 020 744 | 694 931 | -31,92 |
| PAKISTAN | 1 043 520 | 231 200 | -77,84 | 796 456 | 285 466 | -64,16 |
| BANGLADESH | 43 800 | 22 050 | -49,66 | 26 046 | 17 979 | -30,97 |
| SRI LANKA | 9 956 640 | 10 853 797 | 9,01 | 6 381 668 | 9 465 021 | 48,32 |
| AFGHANISTAN | 882 887 | 2 034 597 | 130,45 | 737 651 | 2 019 961 | 173,84 |
| IRAQ | 5 294 549 | 13 517 997 | 155,32 | 3 989 820 | 16 273 574 | 307,88 |
| IRAN (ISLAMIC REPUBLIC OF) | 5 794 683 | 1 673 000 | -71,13 | 4 742 987 | 1 689 769 | -64,37 |
| SAUDI ARABIA | 7 700 442 | 10 108 306 | 31,27 | 5 239 294 | 9 004 370 | 71,86 |
| ISRAEL | 2 285 160 | 4 516 137 | 97,63 | 1 858 404 | 4 646 444 | 150,02 |
| KUWAIT | 299 000 | 268 100 | -10,33 | 317 040 | 329 167 | 3,83 |
| JORDAN | 273 687 | 61 513 | -77,52 | 208 032 | 72 535 | -65,13 |
| LEBANON | 1 323 750 | 307 428 | -76,78 | 1 045 663 | 417 678 | -60,06 |
| YEMEN | 80 000 | 140 000 | 75,00 | 50 000 | 120 750 | 141,50 |
| OMAN | 532 000 | 527 600 | -0,83 | 423 857 | 468 902 | 10,63 |
| SYRIA ARAB REPUBLIC | 3 510 387 | 1 474 353 | -58,00 | 3 291 021 | 1 820 225 | -44,69 |
| TURKEY | 8 461 588 | 4 738 046 | -44,01 | 7 454 655 | 5 309 217 | -28,78 |
| UNITED ARAB EMIRATES | 1 201 825 | 1 068 065 | -11,13 | 990 709 | 1 122 196 | 13,27 |
| QATAR | 93 818 | 73 546 | -21,61 | 70 482 | 83 111 | 17,92 |
| BAHRAIN | 19 080 | 60 350 | 216,30 | 12 402 | 59 616 | 380,70 |
| EGYPT | 13 410 458 | 10 072 356 | -24,89 | 10 768 163 | 9 810 203 | -8,90 |
| MOROCCO | 1 310 699 | 462 000 | -64,75 | 1 040 692 | 514 479 | -50,56 |
| TUNISIA | 0 | 21 496 | - | 0 | 27 482 | - |
| ALGERIA | 21 426 704 | 19 209 446 | -10,35 | 15 191 777 | 17 941 845 | 18,10 |
| SUDAN | 2 788 840 | 3 027 437 | 8,56 | 1 967 829 | 2 791 549 | 41,86 |
| NAMIBIA | 73 840 | 203 060 | 175,00 | 49 658 | 170 938 | 244,23 |
| ETHIOPIA | 665 550 | 882 000 | 32,52 | 480 177 | 828 690 | 72,58 |
| TANZANIA, UNITED REPUBLIC OF | 419 481 | 468 525 | 11,69 | 301 882 | 398 867 | 32,13 |

TABEL 5. PERKEMBANGAN EKSPOR INDONESIA MENURUT KOMODITI DAN NEGARA TUJUAN

| JENIS BARANG | BERAT BERSIH (KG) | | PERUB | NILAI FOB (US \$) | | PERUB |
|------------------------------|-------------------|--------------|------------|-------------------|--------------|------------|
| | JAN-DES 2009 | JAN-DES 2010 | % | JAN-DES 2009 | JAN-DES 2010 | % |
| | (1) | (2) | (3) | (4) | (5) | (6) |
| MADAGASCAR | 136 522 | 19 500 | -85,72 | 96 119 | 15 652 | -83,72 |
| KENYA | 207 200 | 292 670 | 41,25 | 134 244 | 246 434 | 83,57 |
| MOZAMBIQUE | 1 748 005 | 3 411 950 | 95,19 | 1 298 561 | 3 130 715 | 141,09 |
| TOGO | 1 228 838 | 1 380 381 | 12,33 | 851 112 | 1 311 224 | 54,06 |
| GHANA | 9 145 189 | 7 354 665 | -19,58 | 6 787 830 | 6 466 874 | -4,73 |
| LIBERIA | 537 607 | 454 888 | -15,39 | 414 672 | 431 249 | 4,00 |
| ANGOLA | 5 293 536 | 5 936 886 | 12,15 | 3 710 005 | 5 364 604 | 44,60 |
| CONGO | 1 225 763 | 1 794 545 | 46,40 | 851 037 | 1 669 286 | 96,15 |
| CAMEROON | 1 228 358 | 1 226 365 | -0,16 | 855 309 | 1 181 706 | 38,16 |
| NIGERIA | 25 809 218 | 38 627 369 | 49,67 | 18 260 117 | 33 416 254 | 83,00 |
| SIERRA LEONE | 238 836 | 391 823 | 64,06 | 170 086 | 354 951 | 108,69 |
| COTE D'IVOIRE | 0 | 79 393 | - | 0 | 71 891 | - |
| SENEGAL | 132 000 | 286 860 | 117,32 | 104 411 | 245 796 | 135,41 |
| BENIN | 5 329 201 | 3 601 390 | -32,42 | 3 785 869 | 2 883 436 | -23,84 |
| BURKINA FASO | 41 400 | 0 | -100,00 | 33 396 | 0 | -100,00 |
| GUINEA BISSAU | 47 918 | 16 900 | -64,73 | 36 002 | 15 295 | -57,52 |
| GAMBIA | 68 080 | 74 300 | 9,14 | 49 930 | 65 043 | 30,27 |
| DJIBOUTI | 792 687 | 1 163 638 | 46,80 | 568 768 | 1 153 439 | 102,80 |
| SAO TOME AND PRINCIPE | 182 000 | 110 500 | -39,29 | 137 540 | 112 154 | -18,46 |
| SOUTH AFRICA | 4 728 787 | 4 209 101 | -10,99 | 4 234 747 | 4 690 366 | 10,76 |
| MALAWI | 182 250 | 520 250 | 185,46 | 137 431 | 392 551 | 185,63 |
| MAURITIUS | 16 900 | 0 | -100,00 | 11 154 | 0 | -100,00 |
| AUSTRALIA | 4 012 284 | 2 925 399 | -27,09 | 2 981 496 | 2 839 580 | -4,76 |
| NEW ZEALAND | 4 352 003 | 5 341 142 | 22,73 | 3 169 530 | 5 579 030 | 76,02 |
| VANUATU | 1 102 | 1 665 | 51,09 | 1 691 | 2 750 | 62,63 |
| COOK ISLANDS | 3 113 | 6 000 | 92,74 | 3 556 | 5 880 | 65,35 |
| FIJI | 105 400 | 66 200 | -37,19 | 75 897 | 56 887 | -25,05 |
| KIRIBATI | 10 296 | 20 230 | 96,48 | 13 385 | 27 749 | 107,31 |
| SAMOA | 79 668 | 165 149 | 107,30 | 65 694 | 164 072 | 149,75 |
| SOLOMON ISLANDS | 108 179 | 76 704 | -29,10 | 134 358 | 108 444 | -19,29 |
| TONGA | 0 | 20 024 | - | 0 | 19 118 | - |
| EAST TIMOR | 556 861 | 442 585 | -20,52 | 557 625 | 437 142 | -21,61 |
| UNITED STATES | 120 765 | 1 526 924 | 1 164,38 | 181 404 | 1 579 534 | 770,73 |
| CANADA | 446 | 92 | -79,37 | 1 500 | 368 | -75,47 |
| NICARAGUA | 44 000 | 0 | -100,00 | 27 319 | 0 | -100,00 |
| CUBA | 20 000 | 0 | -100,00 | 14 080 | 0 | -100,00 |
| SURINAME | 86 328 | 0 | -100,00 | 81 580 | 0 | -100,00 |
| CHILE | 22 000 | 199 000 | 804,55 | 17 528 | 181 505 | 935,51 |
| ARGENTINA | 34 000 | 78 820 | 131,82 | 30 732 | 74 391 | 142,06 |
| BRAZIL | 235 820 | 5 110 519 | 2 067,13 | 265 406 | 6 974 867 | 2 528,00 |
| URUGUAY | 0 | 20 235 | - | 0 | 19 830 | - |
| PERU | 0 | 21 000 | - | 0 | 19 283 | - |
| TRINIDAD AND TOBAGO | 700 709 | 862 834 | 23,14 | 519 873 | 771 710 | 48,44 |
| JAMAICA | 2 928 397 | 2 403 277 | -17,93 | 1 860 152 | 1 953 477 | 5,02 |
| DOMINICAN REPUBLIC | 0 | 241 780 | - | 0 | 253 066 | - |
| HAITI | 114 616 | 338 250 | 195,12 | 85 400 | 286 323 | 235,27 |
| BARBADOS | 840 882 | 420 441 | -50,00 | 620 688 | 381 427 | -38,55 |
| CAPE VERDE | 33 038 | 0 | -100,00 | 23 770 | 0 | -100,00 |
| MARTINIQUE | 16 918 | 0 | -100,00 | 10 225 | 0 | -100,00 |
| UNITED KINGDOM | 0 | 62 100 | - | 0 | 48 024 | - |
| NETHERLANDS | 15 276 | 6 | -99,96 | 18 504 | 16 | -99,91 |
| GERMANY, FED. REP. OF | 1 | 0 | -100,00 | 1 | 0 | -100,00 |
| DENMARK | 31 547 796 | 23 009 676 | -27,06 | 15 467 490 | 14 697 726 | -4,98 |
| ITALY | 799 879 | 599 916 | -25,00 | 549 670 | 593 924 | 8,05 |
| SPAIN | 200 | 543 902 | 271 851,00 | 170 | 482 455 | 283 697,06 |
| PORTUGAL | 20 283 | 0 | -100,00 | 15 570 | 0 | -100,00 |
| GREECE | 1 778 062 | 1 011 292 | -43,12 | 1 513 540 | 1 004 434 | -33,64 |
| DEMOCRATIC REPUBLIC OF THE C | 2 031 858 | 1 687 585 | -16,94 | 1 513 189 | 1 472 060 | -2,72 |
| HUNGARY | 334 999 | 41 000 | -87,76 | 263 748 | 37 372 | -85,83 |
| POLAND | 0 | 75 | - | 0 | 109 | - |
| ROMANIA | 3 749 730 | 963 689 | -74,30 | 3 466 406 | 1 190 027 | -65,67 |
| BULGARIA | 6 422 657 | 5 258 849 | -18,12 | 5 062 991 | 5 395 922 | 6,58 |
| ALBANIA | 88 000 | 176 000 | 100,00 | 74 684 | 180 088 | 141,13 |
| AZERBAIJAN | 0 | 200 | - | 0 | 230 | - |
| BELARUS | 0 | 44 400 | - | 0 | 58 857 | - |
| KAZAKHSTAN | 932 432 | 926 699 | -0,61 | 855 071 | 996 957 | 16,59 |
| KYRGYZSTAN | 0 | 42 000 | - | 0 | 61 866 | - |
| TURKMENISTAN | 230 498 | 504 033 | 118,67 | 267 952 | 742 269 | 177,02 |
| UKRAINE | 12 826 717 | 9 632 090 | -24,91 | 13 275 154 | 12 178 762 | -8,26 |
| UZBEKISTAN | 89 732 | 804 000 | 796,00 | 72 118 | 676 991 | 838,73 |
| LITHUANIA | 108 597 | 10 625 | -90,22 | 132 762 | 12 411 | -90,65 |
| LATVIA | 486 385 | 217 017 | -55,38 | 443 186 | 247 259 | -44,21 |
| ESTONIA | 369 920 | 539 399 | 45,82 | 575 879 | 892 799 | 55,03 |
| GEORGIA | 122 998 | 319 700 | 159,92 | 109 526 | 454 014 | 314,53 |
| CROATIA | 151 240 | 154 440 | 2,12 | 123 005 | 160 987 | 30,88 |
| SLOVENIA | 1 137 800 | 1 456 738 | 28,03 | 850 369 | 1 303 648 | 53,30 |
| REP. OF MACEDONIA | 0 | 76 800 | - | 0 | 82 790 | - |
| RUSSIA FEDERATION | 24 534 789 | 14 484 837 | -40,96 | 24 476 839 | 19 618 030 | -19,85 |

TABEL 5. PERKEMBANGAN EKSPOR INDONESIA MENURUT KOMODITI DAN NEGARA TUJUAN

| JENIS BARANG | BERAT BERSIH (KG) | | PERUB | NILAI FOB (US \$) | | PERUB |
|-------------------------------|--------------------|--------------------|-------------|--------------------|--------------------|--------------|
| | JAN-DES 2009 | JAN-DES 2010 | % | JAN-DES 2009 | JAN-DES 2010 | % |
| (1) | (2) | (3) | (4) | (5) | (6) | (7) |
| -SABUN MANDI DAN CUCI | 542 350 781 | 550 865 149 | 1,57 | 523 400 537 | 579 750 309 | 10,77 |
| JAPAN | 10 398 537 | 10 604 737 | 1,98 | 10 761 803 | 12 268 838 | 14,00 |
| HONG KONG | 3 664 628 | 3 748 722 | 2,29 | 4 768 958 | 5 573 777 | 16,88 |
| KOREA, DEMOCRATIC PEOPLE'S RI | 1 532 210 | 1 077 070 | -29,70 | 1 111 374 | 1 029 146 | -7,40 |
| KOREA, REPUBLIC OF | 4 378 830 | 10 046 207 | 129,43 | 4 884 915 | 11 387 020 | 133,11 |
| TAIWAN | 6 712 461 | 6 448 602 | -3,93 | 7 345 923 | 7 591 566 | 3,34 |
| CHINA | 22 996 827 | 21 117 095 | -8,17 | 19 262 873 | 22 380 806 | 16,19 |
| MONGOLIA | 1 860 657 | 706 850 | -62,01 | 1 354 218 | 858 606 | -36,60 |
| MACAU | 0 | 219 | - | 0 | 1 513 | - |
| PAPUA NEW GUINEA | 11 585 216 | 13 359 675 | 15,32 | 8 089 400 | 10 481 139 | 29,57 |
| THAILAND | 6 611 585 | 9 072 796 | 37,23 | 9 383 142 | 12 654 488 | 34,86 |
| SINGAPORE | 15 147 740 | 18 451 227 | 21,81 | 20 139 923 | 27 668 804 | 37,38 |
| PHILIPPINES | 18 883 579 | 16 593 290 | -12,13 | 16 804 284 | 17 239 626 | 2,59 |
| MALAYSIA | 56 603 584 | 58 269 849 | 2,94 | 56 343 586 | 61 987 293 | 10,02 |
| MYANMAR (FORM. BURMA) | 11 780 824 | 19 422 651 | 64,87 | 8 637 515 | 15 735 967 | 82,18 |
| CAMBODIA | 111 922 | 85 826 | -23,32 | 147 342 | 142 861 | -3,04 |
| BRUNEI DARUSSALAM | 1 008 764 | 636 385 | -36,91 | 1 218 395 | 1 048 560 | -13,94 |
| NEPAL | 28 538 | 80 000 | 180,33 | 42 704 | 69 000 | 61,58 |
| VIET NAM | 6 765 612 | 7 794 177 | 15,20 | 8 290 128 | 11 238 273 | 35,56 |
| MALDIVES | 2 101 239 | 2 198 338 | 4,62 | 2 489 508 | 2 470 320 | -0,77 |
| INDIA | 12 701 795 | 8 983 284 | -29,28 | 11 795 525 | 9 624 616 | -18,40 |
| PAKISTAN | 5 189 356 | 4 753 716 | -8,39 | 6 383 390 | 6 228 213 | -2,43 |
| BANGLADESH | 529 350 | 336 645 | -36,40 | 801 531 | 610 696 | -23,81 |
| SRI LANKA | 268 536 | 1 279 629 | 376,52 | 478 499 | 1 418 197 | 196,38 |
| AFGHANISTAN | 472 520 | 371 074 | -21,47 | 568 183 | 461 140 | -18,84 |
| IRAQ | 7 430 820 | 7 702 204 | 3,65 | 8 149 072 | 8 517 510 | 4,52 |
| IRAN (ISLAMIC REPUBLIC OF) | 1 876 548 | 1 363 080 | -27,36 | 2 639 316 | 2 178 728 | -17,45 |
| SAUDI ARABIA | 3 040 831 | 2 258 395 | -25,73 | 4 119 948 | 3 703 580 | -10,11 |
| ISRAEL | 127 347 | 49 508 | -61,12 | 168 387 | 56 520 | -66,43 |
| KUWAIT | 461 283 | 553 362 | 19,96 | 608 471 | 831 453 | 36,65 |
| JORDAN | 970 248 | 1 677 617 | 72,91 | 1 407 888 | 2 061 130 | 46,40 |
| LEBANON | 402 526 | 875 532 | 117,51 | 683 953 | 1 220 681 | 78,47 |
| PALESTINA | 0 | 36 137 | - | 0 | 26 620 | - |
| YEMEN | 4 477 036 | 3 703 946 | -17,27 | 5 730 011 | 4 889 928 | -14,66 |
| OMAN | 267 927 | 390 196 | 45,64 | 308 204 | 475 025 | 54,13 |
| SYRIA ARAB REPUBLIC | 869 168 | 36 670 | -95,78 | 698 494 | 95 624 | -86,31 |
| TURKEY | 170 648 | 1 860 010 | 989,97 | 318 037 | 1 629 160 | 412,25 |
| UNITED ARAB EMIRATES | 23 172 866 | 20 356 542 | -12,15 | 29 963 026 | 26 343 098 | -12,08 |
| QATAR | 59 841 | 25 507 | -57,38 | 92 411 | 49 229 | -46,73 |
| BAHRAIN | 11 520 | 1 395 | -87,89 | 13 900 | 4 116 | -70,39 |
| CYPRUS | 45 653 | 0 | -100,00 | 105 484 | 0 | -100,00 |
| EGYPT | 15 369 425 | 14 351 447 | -6,62 | 15 581 900 | 16 319 812 | 4,74 |
| LIBYAN ARAB JAMAHIRIYA | 4 982 825 | 5 799 443 | 16,39 | 5 097 587 | 6 377 027 | 25,10 |
| MOROCCO | 45 122 | 28 454 | -36,94 | 54 214 | 36 633 | -32,43 |
| TUNISIA | 20 000 | 55 437 | 177,19 | 14 920 | 106 179 | 611,66 |
| ALGERIA | 2 978 516 | 2 871 432 | -3,60 | 1 830 895 | 2 703 316 | 47,65 |
| SUDAN | 4 170 925 | 5 007 143 | 20,05 | 2 588 445 | 3 388 873 | 30,92 |
| ERITREA | 667 683 | 2 268 525 | 239,76 | 516 296 | 1 727 282 | 234,55 |
| NAMIBIA | 3 950 880 | 3 654 210 | -7,51 | 4 810 901 | 4 083 653 | -15,12 |
| ETHIOPIA | 2 769 914 | 1 491 077 | -46,17 | 2 558 512 | 1 967 170 | -23,11 |
| TANZANIA, UNITED REPUBLIC OF | 2 534 823 | 2 251 122 | -11,19 | 2 964 504 | 2 744 825 | -7,41 |
| MADAGASCAR | 6 049 021 | 7 014 009 | 15,95 | 5 068 101 | 5 519 050 | 8,90 |
| SOMALIA | 223 985 | 113 138 | -49,49 | 156 389 | 127 451 | -18,50 |
| KENYA | 594 786 | 1 009 896 | 69,79 | 581 866 | 1 108 390 | 90,49 |
| REUNION | 55 | 1 829 | 3 225,45 | 124 | 1 717 | 1 284,68 |
| MOZAMBIQUE | 12 282 770 | 6 880 231 | -43,98 | 8 561 098 | 5 462 669 | -36,19 |
| BOTSWANA | 14 040 | 0 | -100,00 | 14 690 | 0 | -100,00 |
| EQUATORIAL GUINEA | 688 388 | 786 097 | 14,19 | 709 758 | 771 006 | 8,63 |
| TOGO | 12 489 891 | 11 610 147 | -7,04 | 12 181 277 | 11 098 803 | -8,89 |
| GHANA | 27 490 171 | 27 885 141 | 1,44 | 20 144 183 | 23 595 373 | 17,13 |
| LIBERIA | 2 640 576 | 2 585 052 | -2,10 | 2 203 208 | 2 572 738 | 16,77 |
| GUINEA | 3 072 684 | 1 798 690 | -41,46 | 2 142 193 | 1 239 523 | -42,14 |
| ANGOLA | 29 120 086 | 41 431 392 | 42,28 | 25 880 579 | 42 337 253 | 63,59 |
| CONGO | 3 614 334 | 6 291 576 | 74,07 | 2 923 013 | 5 191 468 | 77,61 |
| CAMEROON | 8 092 189 | 3 876 519 | -52,10 | 7 330 237 | 3 810 680 | -48,01 |
| NIGERIA | 9 017 220 | 8 159 277 | -9,51 | 9 230 969 | 7 082 428 | -23,28 |
| SIERRA LEONE | 2 297 568 | 2 646 004 | 15,17 | 2 336 866 | 2 645 829 | 13,22 |
| GABON | 1 613 684 | 1 708 318 | 5,86 | 1 515 530 | 1 431 823 | -5,52 |
| COTE D'IVOIRE | 1 424 492 | 1 328 140 | -6,76 | 1 293 281 | 1 405 246 | 8,66 |
| SENEGAL | 2 575 263 | 2 287 212 | -11,19 | 2 257 966 | 2 055 797 | -8,95 |
| MAURITANIA | 6 366 337 | 3 431 322 | -46,10 | 5 621 096 | 2 944 149 | -47,62 |
| MALI | 2 119 173 | 2 090 932 | -1,33 | 1 926 332 | 1 574 863 | -18,25 |
| BENIN | 28 436 127 | 36 487 063 | 28,31 | 31 730 756 | 38 273 565 | 20,62 |
| BURKINA FASO | 1 214 894 | 505 101 | -58,42 | 1 276 688 | 504 279 | -60,50 |
| GUINEA BISSAU | 65 640 | 147 252 | 124,33 | 53 791 | 112 100 | 108,40 |
| GAMBIA | 503 953 | 1 319 319 | 161,79 | 425 592 | 1 210 223 | 184,36 |
| SEYCHELLES | 149 850 | 113 727 | -24,11 | 176 662 | 208 038 | 17,76 |

TABEL 5. PERKEMBANGAN EKSPOR INDONESIA MENURUT KOMODITI DAN NEGARA TUJUAN

| JENIS BARANG | BERAT BERSIH (KG) | | PERUB | NILAI FOB (US \$) | | PERUB |
|-------------------------------|-------------------|--------------|---------|-------------------|--------------|----------|
| | JAN-DES 2009 | JAN-DES 2010 | % | JAN-DES 2009 | JAN-DES 2010 | % |
| | (1) | (2) | (3) | (4) | (5) | (6) |
| UGANDA | 15 507 | 34 560 | 122,87 | 20 481 | 46 224 | 125,69 |
| CENTRAL AFRICAN REPUBLIC | 197 981 | 58 406 | -70,50 | 218 440 | 64 800 | -70,34 |
| NIGER | 194 505 | 144 634 | -25,64 | 209 977 | 94 437 | -55,03 |
| CHAD | 249 727 | 333 055 | 33,37 | 187 805 | 269 702 | 43,61 |
| DJIBOUTI | 16 832 087 | 17 499 191 | 3,96 | 13 264 795 | 15 446 640 | 16,45 |
| SAO TOME AND PRINCIPE | 103 759 | 150 017 | 44,58 | 103 200 | 162 592 | 57,55 |
| SOUTH AFRICA | 7 521 976 | 1 783 218 | -76,29 | 7 296 048 | 1 941 768 | -73,39 |
| ZIMBABWE | 30 773 | 0 | -100,00 | 55 173 | 0 | -100,00 |
| ZAMBIA | 20 519 | 27 782 | 35,40 | 26 258 | 46 557 | 77,31 |
| MALAWI | 13 610 500 | 7 819 000 | -42,55 | 6 887 878 | 4 553 462 | -33,89 |
| COMOROS | 149 250 | 207 743 | 39,19 | 157 823 | 232 499 | 47,32 |
| BURUNDI | 61 632 | 36 864 | -40,19 | 88 375 | 52 695 | -40,37 |
| MAURITIUS | 2 426 404 | 3 439 945 | 41,77 | 2 075 383 | 3 046 305 | 46,78 |
| RWANDA | 222 912 | 222 912 | 0,00 | 319 275 | 317 770 | -0,47 |
| VIRGIN ISLANDS (BRITISH) | 63 | 0 | -100,00 | 420 | 0 | -100,00 |
| AUSTRALIA | 5 569 766 | 4 895 819 | -12,10 | 6 942 945 | 7 351 386 | 5,88 |
| NEW ZEALAND | 507 571 | 815 568 | 60,68 | 497 502 | 665 396 | 33,75 |
| MICRONESIA, FEDERATED STATES | 224 948 | 209 461 | -6,88 | 235 082 | 238 516 | 1,46 |
| GUAM | 1 288 | 1 338 | 3,88 | 9 717 | 16 432 | 69,11 |
| PALAU | 956 | 2 787 | 191,53 | 16 868 | 22 398 | 32,78 |
| NEW CALEDONIA | 41 910 | 67 636 | 61,38 | 58 666 | 46 912 | -20,04 |
| NORTHERN MARIANA ISLANDS | 4 979 | 10 719 | 115,28 | 14 436 | 29 680 | 105,60 |
| SAINT VINCENT AND THE GRENADI | 8 754 | 0 | -100,00 | 9 941 | 0 | -100,00 |
| VANUATU | 306 590 | 391 332 | 27,64 | 291 565 | 479 380 | 64,42 |
| WALLIS AND FUTUNA ISLANDS | 4 416 | 6 154 | 39,36 | 13 344 | 19 122 | 43,30 |
| AMERICAN SAMOA | 15 203 | 35 327 | 132,37 | 25 879 | 47 373 | 83,06 |
| COOK ISLANDS | 76 265 | 78 544 | 2,99 | 76 418 | 83 046 | 8,67 |
| FIJI | 5 165 459 | 4 390 167 | -15,01 | 3 792 748 | 3 732 004 | -1,60 |
| KIRIBATI | 566 356 | 220 019 | -61,15 | 635 060 | 267 241 | -57,92 |
| MARSHALL ISLANDS | 33 159 | 55 457 | 67,25 | 34 195 | 57 056 | 66,85 |
| SAMOA | 833 537 | 971 037 | 16,50 | 885 411 | 1 164 157 | 31,48 |
| SOLOMON ISLANDS | 687 090 | 582 734 | -15,19 | 751 421 | 694 783 | -7,54 |
| TONGA | 152 067 | 156 167 | 2,70 | 212 523 | 198 915 | -6,40 |
| TUVALU | 50 597 | 11 545 | -77,18 | 48 304 | 17 889 | -62,97 |
| EAST TIMOR | 3 100 936 | 2 527 562 | -18,49 | 3 372 929 | 3 174 196 | -5,89 |
| UNITED STATES | 2 128 537 | 1 422 842 | -33,15 | 2 410 508 | 2 253 713 | -6,50 |
| CANADA | 133 122 | 182 076 | 36,77 | 248 729 | 196 841 | -20,86 |
| MEXICO | 102 966 | 127 580 | 23,90 | 202 522 | 325 904 | 60,92 |
| GUATEMALA | 176 260 | 127 723 | -27,54 | 214 923 | 168 130 | -21,77 |
| HONDURAS | 16 632 | 33 264 | 100,00 | 19 470 | 38 940 | 100,00 |
| NICARAGUA | 14 688 | 0 | -100,00 | 16 215 | 0 | -100,00 |
| PANAMA | 1 671 139 | 1 593 368 | -4,65 | 1 867 912 | 1 911 478 | 2,33 |
| CUBA | 54 063 | 535 731 | 890,94 | 52 574 | 718 754 | 1 267,13 |
| SURINAME | 637 040 | 340 618 | -46,53 | 1 047 922 | 613 109 | -41,49 |
| CHILE | 2 098 507 | 1 540 869 | -26,57 | 2 600 661 | 1 896 287 | -27,08 |
| BRAZIL | 2 000 | 122 | -93,90 | 3 000 | 300 | -90,00 |
| COLOMBIA | 3 938 009 | 3 804 512 | -3,39 | 2 688 740 | 3 371 738 | 25,40 |
| BOLIVIA | 613 916 | 120 690 | -80,34 | 764 830 | 150 605 | -80,31 |
| URUGUAY | 42 000 | 72 000 | 71,43 | 94 053 | 163 016 | 73,32 |
| PERU | 217 265 | 286 947 | 32,07 | 279 738 | 375 464 | 34,22 |
| GUYANA | 0 | 115 039 | - | 0 | 114 623 | - |
| TRINIDAD AND TOBAGO | 223 964 | 358 732 | 60,17 | 229 700 | 367 614 | 60,04 |
| BAHAMAS | 0 | 25 | - | 0 | 477 | - |
| JAMAICA | 984 631 | 1 732 792 | 75,98 | 618 061 | 1 452 145 | 134,95 |
| PUERTO RICO | 35 680 | 33 600 | -5,83 | 43 800 | 50 342 | 14,94 |
| BELIZE | 28 558 | 701 | -97,55 | 33 202 | 3 339 | -89,94 |
| DOMINICAN REPUBLIC | 166 805 | 204 071 | 22,34 | 196 664 | 261 819 | 33,13 |
| EL SALVADOR | 114 371 | 168 155 | 47,03 | 133 246 | 217 078 | 62,92 |
| COSTA RICA | 115 172 | 593 | -99,49 | 145 405 | 200 | -99,86 |
| HAITI | 7 654 911 | 7 244 615 | -5,36 | 7 664 819 | 7 780 549 | 1,51 |
| BARBADOS | 86 930 | 185 651 | 113,56 | 115 028 | 214 378 | 86,37 |
| BERMUDA | 216 | 48 | -77,78 | 740 | 551 | -25,54 |
| CAPE VERDE | 39 997 | 75 163 | 87,92 | 21 963 | 95 018 | 332,63 |
| DOMINICA | 18 930 | 0 | -100,00 | 20 713 | 0 | -100,00 |
| FRENCH POLYNESIA | 111 688 | 94 358 | -15,52 | 74 478 | 71 122 | -4,51 |
| MARTINIQUE | 20 659 | 21 169 | 2,47 | 13 610 | 15 254 | 12,08 |
| NETHERLANDS ANTILLES | 63 646 | 49 480 | -22,26 | 71 389 | 58 903 | -17,49 |
| SAINT LUCIA | 137 | 187 | 36,50 | 1 131 | 907 | -19,81 |
| GUADELOUPE | 20 880 | 123 | -99,41 | 8 352 | 295 | -96,47 |
| SAINT KITTS AND NEVIS | 312 | 37 | -88,14 | 1 597 | 648 | -59,42 |
| UNITED KINGDOM | 199 603 | 548 327 | 174,71 | 426 360 | 1 064 474 | 149,67 |
| NETHERLANDS | 999 310 | 405 657 | -59,41 | 1 282 192 | 592 344 | -53,80 |
| FRANCE | 629 037 | 542 379 | -13,78 | 483 811 | 510 288 | 5,47 |
| GERMANY, FED. REP. OF | 23 738 | 208 570 | 778,63 | 40 172 | 226 505 | 463,84 |
| AUSTRIA | 336 132 | 216 003 | -35,74 | 418 620 | 369 389 | -11,76 |
| BELGIUM | 789 415 | 585 365 | -25,85 | 570 362 | 512 971 | -10,06 |
| SWITZERLAND | 1 174 | 1 323 | 12,69 | 4 909 | 5 270 | 7,35 |
| DENMARK | 613 | 592 | -3,43 | 4 088 | 6 231 | 52,42 |

TABEL 5. PERKEMBANGAN EKSPOR INDONESIA MENURUT KOMODITI DAN NEGARA TUJUAN

| JENIS BARANG | BERAT BERSIH (KG) | | PERUB | NILAI FOB (US \$) | | PERUB |
|--------------------------------------|-------------------|-------------------|--------------|-------------------|--------------------|--------------|
| | JAN-DES 2009 | JAN-DES 2010 | % | JAN-DES 2009 | JAN-DES 2010 | % |
| | (1) | (2) | (3) | (4) | (5) | (6) |
| NORWAY | 0 | 269 | - | 0 | 2 317 | - |
| SWEDEN | 11 752 | 492 510 | 4 090,86 | 13 367 | 406 633 | 2 942,07 |
| FINLAND | 0 | 5 | - | 0 | 8 | - |
| ITALY | 485 220 | 1 531 444 | 215,62 | 356 245 | 1 314 877 | 269,09 |
| SPAIN | 798 441 | 675 329 | -15,42 | 1 048 229 | 1 296 090 | 23,65 |
| PORTUGAL | 250 347 | 250 834 | 0,19 | 235 130 | 230 927 | -1,79 |
| MONTSERRAT | 454 | 0 | -100,00 | 649 | 0 | -100,00 |
| GREECE | 89 841 | 75 897 | -15,52 | 194 735 | 106 002 | -45,57 |
| ANDORRA | 129 704 | 6 936 | -94,65 | 137 242 | 7 053 | -94,86 |
| DEMOCRATIC REPUBLIC OF THE C | 9 921 788 | 7 397 822 | -25,44 | 7 298 629 | 7 194 705 | -1,42 |
| HUNGARY | 2 545 | 136 | -94,66 | 18 149 | 291 | -98,40 |
| POLAND | 806 000 | 2 113 122 | 162,17 | 675 561 | 1 972 398 | 191,96 |
| ROMANIA | 60 874 | 110 394 | 81,35 | 62 941 | 100 948 | 60,39 |
| BULGARIA | 250 504 | 513 693 | 105,06 | 303 108 | 492 077 | 62,34 |
| YUGOSLAVIA | 36 | 0 | -100,00 | 137 | 0 | -100,00 |
| ALBANIA | 0 | 14 040 | - | 0 | 17 420 | - |
| ARMENIA | 0 | 30 024 | - | 0 | 40 328 | - |
| BELARUS | 0 | 125 | - | 0 | 1 750 | - |
| KAZAKHSTAN | 0 | 65 694 | - | 0 | 81 724 | - |
| KYRGYZSTAN | 0 | 16 632 | - | 0 | 20 130 | - |
| TURKMENISTAN | 22 284 | 22 827 | 2,44 | 29 146 | 23 029 | -20,99 |
| UKRAINE | 20 000 | 0 | -100,00 | 13 180 | 0 | -100,00 |
| UZBEKISTAN | 603 510 | 322 249 | -46,60 | 309 168 | 252 873 | -18,21 |
| LITHUANIA | 0 | 40 000 | - | 0 | 40 080 | - |
| LATVIA | 0 | 59 | - | 0 | 387 | - |
| GEORGIA | 180 300 | 187 458 | 3,97 | 135 675 | 190 310 | 40,27 |
| CROATIA | 36 721 | 260 010 | 608,07 | 36 094 | 221 982 | 515,01 |
| MALTA | 15 505 | 32 103 | 107,05 | 20 902 | 45 138 | 115,95 |
| SLOVENIA | 203 749 | 204 | -99,90 | 97 425 | 425 | -99,56 |
| CZECH REPUBLIC | 22 | 0 | -100,00 | 306 | 0 | -100,00 |
| RUSSIA FEDERATION | 593 227 | 923 697 | 55,71 | 571 885 | 939 963 | 64,36 |
| -BAHAN CELUP ORGANIK SINTETIK | 21 114 612 | 25 078 757 | 18,77 | 94 560 836 | 113 266 652 | 19,78 |
| JAPAN | 1 887 523 | 3 305 587 | 75,13 | 7 332 529 | 15 916 453 | 117,07 |
| HONG KONG | 1 005 189 | 911 905 | -9,28 | 4 885 654 | 4 412 118 | -9,69 |
| KOREA, REPUBLIC OF | 637 297 | 775 056 | 21,62 | 2 685 673 | 2 787 657 | 3,80 |
| TAIWAN | 1 097 746 | 1 118 271 | 1,87 | 5 766 636 | 5 484 406 | -4,89 |
| CHINA | 4 407 349 | 4 575 836 | 3,82 | 11 113 141 | 12 169 424 | 9,50 |
| THAILAND | 593 511 | 555 444 | -6,41 | 2 080 983 | 2 880 504 | 38,42 |
| SINGAPORE | 2 600 998 | 2 959 968 | 13,80 | 17 491 678 | 18 904 660 | 8,08 |
| PHILIPPINES | 108 784 | 94 692 | -12,95 | 257 553 | 243 825 | -5,33 |
| MALAYSIA | 269 415 | 305 805 | 13,51 | 936 427 | 1 242 950 | 32,73 |
| CAMBODIA | 0 | 31 884 | - | 0 | 47 580 | - |
| NEPAL | 17 998 | 0 | -100,00 | 17 144 | 0 | -100,00 |
| VIET NAM | 105 596 | 196 244 | 85,84 | 674 721 | 1 240 325 | 83,83 |
| INDIA | 88 663 | 124 835 | 40,80 | 430 585 | 504 982 | 17,28 |
| PAKISTAN | 519 395 | 762 600 | 46,82 | 1 516 294 | 2 389 246 | 57,57 |
| BANGLADESH | 1 040 444 | 1 328 842 | 27,72 | 2 711 177 | 4 825 429 | 77,98 |
| SRI LANKA | 101 497 | 62 040 | -38,88 | 549 424 | 321 242 | -41,53 |
| IRAN (ISLAMIC REPUBLIC OF) | 14 622 | 39 450 | 169,80 | 71 164 | 107 693 | 51,33 |
| SAUDI ARABIA | 1 500 | 1 576 | 5,07 | 11 695 | 8 901 | -23,89 |
| ISRAEL | 1 000 | 0 | -100,00 | 5 110 | 0 | -100,00 |
| JORDAN | 16 898 | 14 295 | -15,40 | 59 415 | 84 425 | 42,09 |
| OMAN | 0 | 240 | - | 0 | 2 990 | - |
| TURKEY | 1 584 936 | 1 747 812 | 10,28 | 7 992 716 | 8 824 836 | 10,41 |
| UNITED ARAB EMIRATES | 2 894 | 18 317 | 532,93 | 20 916 | 112 490 | 437,82 |
| EGYPT | 39 495 | 41 289 | 4,54 | 145 054 | 143 090 | -1,35 |
| MOROCCO | 1 000 | 0 | -100,00 | 1 900 | 0 | -100,00 |
| TANZANIA, UNITED REPUBLIC OF | 68 313 | 64 055 | -6,23 | 195 319 | 193 833 | -0,76 |
| NIGERIA | 454 637 | 457 687 | 0,67 | 576 486 | 702 420 | 21,85 |
| COTE D'IVOIRE | 3 000 | 0 | -100,00 | 10 500 | 0 | -100,00 |
| SOUTH AFRICA | 22 900 | 300 422 | 1 211,89 | 107 225 | 563 015 | 425,08 |
| MAURITIUS | 0 | 908 | - | 0 | 6 357 | - |
| AUSTRALIA | 34 987 | 49 726 | 42,13 | 187 575 | 237 508 | 26,62 |
| NEW ZEALAND | 2 565 | 8 515 | 231,97 | 30 367 | 90 501 | 198,02 |
| FIJI | 2 100 | 500 | -76,19 | 20 466 | 5 150 | -74,84 |
| EAST TIMOR | 197 | 3 035 | 1 440,61 | 382 | 8 165 | 2 037,43 |
| UNITED STATES | 586 714 | 1 637 138 | 179,04 | 4 964 617 | 9 144 431 | 84,19 |
| CANADA | 43 569 | 64 276 | 47,53 | 76 986 | 155 682 | 102,22 |
| MEXICO | 352 929 | 283 123 | -19,78 | 2 287 601 | 1 803 496 | -21,16 |
| HONDURAS | 3 600 | 10 998 | 205,50 | 16 502 | 70 243 | 325,66 |
| NICARAGUA | 5 300 | 0 | -100,00 | 38 421 | 0 | -100,00 |
| PANAMA | 4 800 | 32 995 | 587,40 | 76 716 | 375 234 | 389,12 |
| CHILE | 1 900 | 920 | -51,58 | 14 144 | 1 610 | -88,62 |
| ARGENTINA | 31 490 | 21 447 | -31,89 | 236 221 | 112 348 | -52,44 |
| BRAZIL | 333 902 | 681 284 | 104,04 | 2 056 201 | 4 263 718 | 107,36 |
| COLOMBIA | 3 373 | 5 517 | 63,56 | 18 335 | 40 164 | 119,06 |
| PERU | 1 000 | 2 700 | 170,00 | 5 150 | 22 116 | 329,44 |

TABEL 5. PERKEMBANGAN EKSPOR INDONESIA MENURUT KOMODITI DAN NEGARA TUJUAN

| JENIS BARANG | BERAT BERSIH (KG) | | PERUB | NILAI FOB (US \$) | | PERUB |
|-------------------------------------|-------------------|-------------------|--------------|--------------------|--------------------|--------------|
| | JAN-DES 2009 | JAN-DES 2010 | % | JAN-DES 2009 | JAN-DES 2010 | % |
| | (1) | (2) | (3) | (4) | (5) | (6) |
| EL SALVADOR | 1 200 | 0 | -100,00 | 11 437 | 0 | -100,00 |
| UNITED KINGDOM | 40 620 | 99 912 | 145,97 | 300 297 | 774 303 | 157,85 |
| NETHERLANDS | 206 300 | 380 400 | 84,39 | 317 637 | 435 637 | 37,15 |
| GERMANY, FED. REP. OF | 1 586 320 | 1 021 391 | -35,61 | 11 677 225 | 7 218 381 | -38,18 |
| BELGIUM | 196 939 | 282 845 | 43,62 | 1 034 412 | 1 540 085 | 48,89 |
| SWITZERLAND | 126 386 | 206 112 | 63,08 | 767 774 | 1 364 428 | 77,71 |
| NORWAY | 145 800 | 206 400 | 41,56 | 134 616 | 202 392 | 50,35 |
| SWEDEN | 104 000 | 19 900 | -80,87 | 153 304 | 24 934 | -83,74 |
| ITALY | 136 687 | 117 758 | -13,85 | 506 934 | 413 328 | -18,47 |
| SPAIN | 387 645 | 81 268 | -79,04 | 1 586 091 | 513 188 | -67,64 |
| PORTUGAL | 59 694 | 56 405 | -5,51 | 300 029 | 292 741 | -2,43 |
| GREECE | 0 | 1 135 | - | 0 | 1 218 | - |
| POLAND | 21 395 | 7 997 | -62,62 | 80 211 | 34 800 | -56,61 |
| CZECH REPUBLIC | 600 | 0 | -100,00 | 14 066 | 0 | -100,00 |
| -PREPARAT PEMBASMI KUMAN, DI | 59 188 210 | 73 290 478 | 23,83 | 163 436 832 | 201 050 919 | 23,01 |
| JAPAN | 3 731 879 | 3 798 842 | 1,79 | 4 576 237 | 5 588 419 | 22,12 |
| HONG KONG | 33 523 | 21 431 | -36,07 | 156 716 | 52 410 | -66,56 |
| KOREA, REPUBLIC OF | 1 018 951 | 889 387 | -12,72 | 3 067 257 | 2 275 145 | -25,82 |
| TAIWAN | 961 133 | 1 609 926 | 67,50 | 2 713 371 | 3 421 386 | 26,09 |
| CHINA | 2 172 549 | 3 606 131 | 65,99 | 32 053 748 | 45 704 086 | 42,59 |
| PAPUA NEW GUINEA | 73 086 | 137 047 | 87,51 | 58 801 | 135 710 | 130,80 |
| THAILAND | 8 801 651 | 12 588 552 | 43,02 | 25 262 834 | 35 183 561 | 39,27 |
| SINGAPORE | 3 943 173 | 4 037 262 | 2,39 | 9 765 439 | 9 489 357 | -2,83 |
| PHILIPPINES | 11 734 244 | 12 479 613 | 6,35 | 29 646 111 | 28 580 290 | -3,60 |
| MALAYSIA | 5 309 203 | 5 605 721 | 5,58 | 17 000 399 | 18 723 332 | 10,13 |
| MYANMAR (FORM. BURMA) | 199 680 | 312 029 | 56,26 | 140 773 | 244 544 | 73,72 |
| CAMBODIA | 0 | 36 608 | - | 0 | 50 040 | - |
| BRUNEI DARUSSALAM | 5 214 | 10 167 | 94,99 | 17 784 | 30 743 | 72,87 |
| NEPAL | 0 | 1 544 | - | 0 | 12 835 | - |
| VIET NAM | 1 409 093 | 1 919 413 | 36,22 | 12 573 221 | 14 370 556 | 14,29 |
| MALDIVES | 83 083 | 74 325 | -10,54 | 193 337 | 180 858 | -6,45 |
| INDIA | 64 449 | 43 653 | -32,27 | 131 569 | 1 657 563 | 1 159,84 |
| PAKISTAN | 3 971 899 | 5 152 263 | 29,72 | 3 856 323 | 3 961 836 | 2,74 |
| BANGLADESH | 1 272 095 | 1 411 818 | 10,98 | 2 131 953 | 2 705 912 | 26,92 |
| SRI LANKA | 1 005 820 | 1 436 340 | 42,80 | 1 782 826 | 3 131 271 | 75,64 |
| AFGHANISTAN | 0 | 18 576 | - | 0 | 52 950 | - |
| SAUDI ARABIA | 13 299 | 43 853 | 229,75 | 156 328 | 301 955 | 93,15 |
| ISRAEL | 0 | 26 880 | - | 0 | 104 960 | - |
| JORDAN | 26 698 | 5 667 | -78,77 | 42 192 | 88 931 | 110,78 |
| LEBANON | 193 867 | 225 410 | 16,27 | 213 990 | 263 900 | 23,32 |
| YEMEN | 9 681 | 56 571 | 484,35 | 21 283 | 134 193 | 530,52 |
| OMAN | 507 | 619 | 22,09 | 2 654 | 4 110 | 54,86 |
| SYRIA ARAB REPUBLIC | 9 518 | 0 | -100,00 | 14 555 | 0 | -100,00 |
| TURKEY | 1 | 1 210 | 120 900,00 | 5 | 55 660 | 1 113 100,00 |
| UNITED ARAB EMIRATES | 10 782 | 65 100 | 503,78 | 25 935 | 157 108 | 505,78 |
| BAHRAIN | 0 | 100 | - | 0 | 70 | - |
| CYPRUS | 39 481 | 31 822 | -19,40 | 55 531 | 174 937 | 215,03 |
| EGYPT | 0 | 22 312 | - | 0 | 54 127 | - |
| LIBYAN ARAB JAMAHIRIYA | 48 830 | 287 | -99,41 | 67 315 | 1 224 | -98,18 |
| SUDAN | 26 207 | 17 856 | -31,87 | 131 777 | 82 005 | -37,77 |
| ERITREA | 7 592 | 0 | -100,00 | 43 470 | 0 | -100,00 |
| TANZANIA, UNITED REPUBLIC OF | 269 485 | 190 840 | -29,18 | 323 899 | 591 786 | 82,71 |
| MADAGASCAR | 357 048 | 403 630 | 13,05 | 270 602 | 362 576 | 33,99 |
| KENYA | 146 076 | 302 039 | 106,77 | 169 490 | 447 605 | 164,09 |
| MOZAMBIQUE | 0 | 9 696 | - | 0 | 18 422 | - |
| EQUATORIAL GUINEA | 5 256 | 2 591 | -50,70 | 7 080 | 12 180 | 72,03 |
| TOGO | 51 724 | 40 674 | -21,36 | 58 019 | 62 016 | 6,89 |
| GHANA | 66 528 | 103 457 | 55,51 | 51 264 | 150 763 | 194,09 |
| GUINEA | 15 748 | 0 | -100,00 | 16 006 | 0 | -100,00 |
| ANGOLA | 3 896 | 235 565 | 5 946,33 | 9 063 | 203 364 | 2 143,89 |
| NIGERIA | 23 404 | 20 567 | -12,12 | 20 152 | 70 085 | 247,78 |
| SIERRA LEONE | 0 | 305 | - | 0 | 901 | - |
| COTE D'IVOIRE | 109 800 | 87 910 | -19,94 | 94 883 | 86 212 | -9,14 |
| SENEGAL | 9 696 | 2 322 | -76,05 | 18 422 | 10 472 | -43,15 |
| BENIN | 34 855 | 25 420 | -27,07 | 80 190 | 77 826 | -2,95 |
| GAMBIA | 7 179 | 13 943 | 94,22 | 18 816 | 45 088 | 139,63 |
| SEYCHELLES | 0 | 341 | - | 0 | 766 | - |
| SOUTH AFRICA | 1 003 748 | 642 573 | -35,98 | 1 213 555 | 694 354 | -42,78 |
| ZIMBABWE | 0 | 17 993 | - | 0 | 23 256 | - |
| ZAMBIA | 0 | 79 | - | 0 | 1 048 | - |
| COMOROS | 0 | 4 186 | - | 0 | 15 989 | - |
| MAURITIUS | 241 197 | 328 113 | 36,04 | 408 513 | 843 630 | 106,51 |
| VIRGIN ISLANDS (BRITISH) | 407 | 526 | 29,24 | 3 795 | 4 323 | 13,91 |
| AUSTRALIA | 357 056 | 337 457 | -5,49 | 424 819 | 1 096 749 | 158,17 |
| NEW ZEALAND | 6 008 | 15 706 | 161,42 | 98 209 | 28 760 | -70,72 |
| MICRONESIA, FEDERATED STATES | 1 588 | 295 | -81,42 | 2 745 | 296 | -89,22 |
| GUAM | 4 500 | 2 250 | -50,00 | 7 545 | 3 992 | -47,09 |

TABEL 5. PERKEMBANGAN EKSPOR INDONESIA MENURUT KOMODITI DAN NEGARA TUJUAN

| JENIS BARANG | BERAT BERSIH (KG) | | PERUB | NILAI FOB (US \$) | | PERUB |
|-------------------------------------|----------------------|----------------------|-------------|----------------------|----------------------|--------------|
| | JAN-DES 2009 | JAN-DES 2010 | % | JAN-DES 2009 | JAN-DES 2010 | % |
| | (1) | (2) | (3) | (4) | (5) | (6) |
| NEW CALEDONIA | 46 142 | 14 486 | -68,61 | 63 844 | 56 317 | -11,79 |
| SAINT VINCENT AND THE GRENADI | 9 041 | 9 041 | 0,00 | 9 026 | 10 292 | 14,03 |
| VANUATU | 10 118 | 2 067 | -79,57 | 9 657 | 4 026 | -58,31 |
| WALLIS AND FUTUNA ISLANDS | 5 325 | 4 922 | -7,57 | 16 401 | 15 496 | -5,52 |
| AMERICAN SAMOA | 29 100 | 43 650 | 50,00 | 41 613 | 69 434 | 66,86 |
| COOK ISLANDS | 18 878 | 20 136 | 6,66 | 15 889 | 20 456 | 28,74 |
| FIJI | 56 882 | 116 522 | 104,85 | 47 805 | 113 816 | 138,08 |
| KIRIBATI | 0 | 2 700 | - | 0 | 3 925 | - |
| SAMOA | 187 788 | 267 924 | 42,67 | 183 988 | 281 714 | 53,12 |
| SOLOMON ISLANDS | 2 251 | 155 | -93,11 | 7 220 | 417 | -94,22 |
| TONGA | 19 574 | 34 031 | 73,86 | 20 441 | 39 406 | 92,78 |
| TUVALU | 143 | 0 | -100,00 | 298 | 0 | -100,00 |
| EAST TIMOR | 173 724 | 211 868 | 21,96 | 308 825 | 343 059 | 11,09 |
| UNITED STATES | 424 | 4 767 | 1 024,29 | 25 028 | 31 846 | 27,24 |
| MEXICO | 4 970 734 | 5 565 348 | 11,96 | 6 316 111 | 6 977 376 | 10,47 |
| GUATEMALA | 229 205 | 472 524 | 106,16 | 274 198 | 522 275 | 90,47 |
| HONDURAS | 471 328 | 882 238 | 87,18 | 508 558 | 990 450 | 94,76 |
| NICARAGUA | 244 487 | 260 856 | 6,70 | 299 077 | 284 785 | -4,78 |
| PANAMA | 0 | 24 000 | - | 0 | 11 300 | - |
| SURINAME | 2 421 | 7 467 | 208,43 | 29 811 | 47 960 | 60,88 |
| VENEZUELA | 197 676 | 499 642 | 152,76 | 257 023 | 867 024 | 237,33 |
| ARGENTINA | 35 638 | 3 203 261 | 8 888,33 | 186 666 | 4 497 623 | 2 309,45 |
| BRAZIL | 110 774 | 138 507 | 25,04 | 632 099 | 410 028 | -35,13 |
| COLOMBIA | 0 | 10 020 | - | 0 | 152 455 | - |
| PERU | 19 616 | 15 768 | -19,62 | 165 303 | 76 179 | -53,92 |
| GUYANA | 9 041 | 63 271 | 599,82 | 9 341 | 60 610 | 548,86 |
| TRINIDAD AND TOBAGO | 107 809 | 72 452 | -32,80 | 123 561 | 77 310 | -37,43 |
| JAMAICA | 288 550 | 297 697 | 3,17 | 376 883 | 438 157 | 16,26 |
| BELIZE | 320 | 0 | -100,00 | 5 389 | 0 | -100,00 |
| DOMINICAN REPUBLIC | 93 766 | 129 930 | 38,57 | 111 785 | 142 736 | 27,69 |
| EL SALVADOR | 274 041 | 283 679 | 3,52 | 348 691 | 322 873 | -7,40 |
| COSTA RICA | 14 122 | 62 | -99,56 | 24 569 | 1 657 | -93,26 |
| HAITI | 1 215 839 | 999 603 | -17,78 | 972 534 | 673 261 | -30,77 |
| BARBADOS | 9 041 | 9 041 | 0,00 | 9 677 | 7 415 | -23,38 |
| ANTIGUA AND BARBUDA | 0 | 9 041 | - | 0 | 7 912 | - |
| DOMINICA | 106 755 | 18 082 | -83,06 | 142 979 | 20 178 | -85,89 |
| FRENCH GUIANA | 8 392 | 0 | -100,00 | 11 724 | 0 | -100,00 |
| FRENCH POLYNESIA | 210 048 | 139 292 | -33,69 | 182 711 | 131 414 | -28,08 |
| GRENADA | 9 041 | 18 082 | 100,00 | 8 676 | 15 177 | 74,93 |
| MARTINIQUE | 7 121 | 7 121 | 0,00 | 11 419 | 10 883 | -4,69 |
| NETHERLANDS ANTILLES | 1 543 | 209 | -86,45 | 14 694 | 3 253 | -77,86 |
| SAINT LUCIA | 9 041 | 9 041 | 0,00 | 8 777 | 7 065 | -19,51 |
| GUADELOUPE | 6 911 | 0 | -100,00 | 10 347 | 0 | -100,00 |
| UNITED KINGDOM | 33 523 | 7 | -99,98 | 130 359 | 78 | -99,94 |
| NETHERLANDS | 199 464 | 409 | -99,79 | 229 843 | 2 610 | -98,86 |
| FRANCE | 15 789 | 44 851 | 184,06 | 19 060 | 51 267 | 168,98 |
| GERMANY, FED. REP. OF | 0 | 6 150 | - | 0 | 4 305 | - |
| BELGIUM | 264 804 | 0 | -100,00 | 725 518 | 0 | -100,00 |
| SWITZERLAND | 2 | 6 396 | 319 700,00 | 4 | 75 335 | 1 883 275,00 |
| FINLAND | 69 053 | 34 500 | -50,04 | 91 080 | 45 540 | -50,00 |
| ITALY | 291 237 | 354 194 | 21,62 | 674 332 | 563 124 | -16,49 |
| PORTUGAL | 0 | 1 598 | - | 0 | 3 658 | - |
| GREECE | 163 585 | 250 117 | 52,90 | 269 680 | 407 875 | 51,24 |
| HUNGARY | 0 | 31 680 | - | 0 | 55 123 | - |
| POLAND | 0 | 33 272 | - | 0 | 37 187 | - |
| UKRAINE | 0 | 30 382 | - | 0 | 21 598 | - |
| GEORGIA | 2 000 | 3 000 | 50,00 | 2 580 | 4 410 | 70,93 |
| MALTA | 27 900 | 59 052 | 111,66 | 40 800 | 93 054 | 128,07 |
| RUSSIA FEDERATION | 15 816 | 89 554 | 466,22 | 260 137 | 109 752 | -57,81 |
| -DAMAR TIRUAN, BAHAN PLASTIK | 1 208 706 754 | 1 260 698 040 | 4,30 | 1 772 432 302 | 2 152 607 935 | 21,45 |
| JAPAN | 185 458 548 | 204 282 145 | 10,15 | 332 093 088 | 394 733 891 | 18,86 |
| HONG KONG | 26 203 225 | 30 546 732 | 16,58 | 35 190 637 | 37 162 203 | 5,60 |
| KOREA, REPUBLIC OF | 14 393 540 | 19 387 484 | 34,70 | 31 453 329 | 41 721 432 | 32,65 |
| TAIWAN | 17 636 683 | 23 529 420 | 33,41 | 33 278 280 | 47 849 366 | 43,79 |
| CHINA | 190 994 606 | 225 055 867 | 17,83 | 156 749 663 | 216 259 036 | 37,96 |
| MONGOLIA | 2 773 | 8 281 | 198,63 | 7 991 | 27 543 | 244,68 |
| MACAU | 50 456 | 4 | -99,99 | 68 104 | 4 | -99,99 |
| PAPUA NEW GUINEA | 795 990 | 1 151 212 | 44,63 | 1 894 002 | 2 068 243 | 9,20 |
| THAILAND | 25 092 434 | 35 003 602 | 39,50 | 61 002 279 | 86 104 258 | 41,15 |
| SINGAPORE | 69 727 294 | 68 332 293 | -2,00 | 136 661 253 | 162 442 434 | 18,87 |
| PHILIPPINES | 42 865 609 | 69 252 873 | 61,56 | 60 462 195 | 108 881 561 | 80,08 |
| MALAYSIA | 102 284 769 | 110 609 261 | 8,14 | 139 279 325 | 177 913 460 | 27,74 |
| MYANMAR (FORM. BURMA) | 9 060 604 | 5 895 057 | -34,94 | 7 535 433 | 5 971 598 | -20,75 |
| CAMBODIA | 212 061 | 107 716 | -49,21 | 486 825 | 165 823 | -65,94 |
| BRUNEI DARUSSALAM | 296 501 | 352 941 | 19,04 | 471 353 | 568 135 | 20,53 |
| LAO PEOPLE'S DEMOCRATIC REPU | 34 983 | 3 | -99,99 | 41 577 | 10 | -99,98 |
| NEPAL | 54 846 | 190 306 | 246,98 | 160 296 | 303 460 | 89,31 |

TABEL 5. PERKEMBANGAN EKSPOR INDONESIA MENURUT KOMODITI DAN NEGARA TUJUAN

| JENIS BARANG | BERAT BERSIH (KG) | | PERUB | NILAI FOB (US \$) | | PERUB |
|-------------------------------|-------------------|--------------|-----------|-------------------|--------------|-----------|
| | JAN-DES 2009 | JAN-DES 2010 | % | JAN-DES 2009 | JAN-DES 2010 | % |
| | (1) | (2) | (3) | (4) | (5) | (6) |
| BHUTAN | 57 | 3 609 | 6 231,58 | 228 | 22 665 | 9 840,79 |
| VIET NAM | 72 794 718 | 57 976 966 | -20,36 | 84 510 839 | 84 658 267 | 0,17 |
| MALDIVES | 140 350 | 158 887 | 13,21 | 295 982 | 409 148 | 38,23 |
| INDIA | 37 388 304 | 34 758 055 | -7,03 | 46 339 036 | 59 433 991 | 28,26 |
| PAKISTAN | 4 559 584 | 4 001 525 | -12,24 | 8 280 282 | 8 854 733 | 6,94 |
| BANGLADESH | 29 713 255 | 28 242 386 | -4,95 | 29 085 203 | 32 076 768 | 10,29 |
| SRI LANKA | 9 971 001 | 13 109 124 | 31,47 | 14 003 764 | 20 515 101 | 46,50 |
| AFGHANISTAN | 290 933 | 261 158 | -10,23 | 417 526 | 358 199 | -14,21 |
| IRAQ | 0 | 330 | - | 0 | 10 700 | - |
| IRAN (ISLAMIC REPUBLIC OF) | 256 898 | 646 214 | 151,54 | 1 243 137 | 1 899 117 | 52,77 |
| SAUDI ARABIA | 4 884 778 | 8 053 214 | 64,86 | 14 921 538 | 20 791 785 | 39,34 |
| ISRAEL | 540 434 | 532 802 | -1,41 | 771 604 | 909 806 | 17,91 |
| KUWAIT | 1 111 059 | 650 929 | -41,41 | 2 076 321 | 1 763 001 | -15,09 |
| JORDAN | 609 827 | 304 700 | -50,04 | 673 279 | 494 846 | -26,50 |
| LEBANON | 742 725 | 1 088 245 | 46,52 | 1 229 148 | 2 427 633 | 97,51 |
| YEMEN | 821 435 | 867 497 | 5,61 | 1 292 591 | 1 591 482 | 23,12 |
| OMAN | 265 830 | 267 231 | 0,53 | 460 919 | 540 638 | 17,30 |
| SYRIA ARAB REPUBLIC | 1 157 073 | 873 112 | -24,54 | 2 803 944 | 1 999 838 | -28,68 |
| TURKEY | 34 916 414 | 15 068 589 | -56,84 | 33 906 568 | 22 910 190 | -32,43 |
| UNITED ARAB EMIRATES | 9 715 915 | 11 895 675 | 22,43 | 18 067 387 | 24 682 804 | 36,62 |
| QATAR | 118 366 | 117 031 | -1,13 | 429 475 | 496 897 | 15,70 |
| BAHRAIN | 395 833 | 785 181 | 98,36 | 448 792 | 905 950 | 101,86 |
| CYPRUS | 16 402 | 10 354 | -36,87 | 54 443 | 26 450 | -51,42 |
| EGYPT | 12 556 594 | 11 336 876 | -9,71 | 12 696 936 | 15 928 732 | 25,45 |
| LIBYAN ARAB JAMAHIRIYA | 140 960 | 215 635 | 52,98 | 516 795 | 669 253 | 29,50 |
| MOROCCO | 691 512 | 427 277 | -38,21 | 2 280 797 | 1 552 410 | -31,94 |
| TUNISIA | 159 708 | 98 388 | -38,40 | 408 958 | 272 587 | -33,35 |
| ALGERIA | 261 553 | 1 129 405 | 331,81 | 319 742 | 1 848 786 | 478,21 |
| SUDAN | 266 453 | 21 803 | -91,82 | 388 670 | 81 164 | -79,12 |
| ERITREA | 22 336 | 0 | -100,00 | 49 315 | 0 | -100,00 |
| NAMIBIA | 33 131 | 53 | -99,84 | 114 374 | 1 023 | -99,11 |
| ETHIOPIA | 8 441 | 16 648 | 97,23 | 31 075 | 59 816 | 92,49 |
| TANZANIA, UNITED REPUBLIC OF | 1 177 271 | 778 516 | -33,87 | 2 190 752 | 1 421 697 | -35,10 |
| MADAGASCAR | 177 590 | 171 799 | -3,26 | 347 382 | 397 653 | 14,47 |
| SOMALIA | 65 173 | 47 886 | -26,52 | 175 113 | 102 191 | -41,64 |
| KENYA | 2 991 345 | 4 937 678 | 65,07 | 2 569 447 | 5 777 620 | 124,86 |
| REUNION | 193 922 | 221 967 | 14,46 | 314 302 | 379 036 | 20,60 |
| MOZAMBIQUE | 44 428 | 60 700 | 36,63 | 139 371 | 177 541 | 27,39 |
| BOTSWANA | 632 | 920 | 45,57 | 1 102 | 1 196 | 8,53 |
| TOGO | 960 251 | 776 853 | -19,10 | 1 344 228 | 1 246 798 | -7,25 |
| GHANA | 1 710 793 | 1 352 408 | -20,95 | 2 073 033 | 2 044 889 | -1,36 |
| LIBERIA | 1 147 | 3 823 | 233,30 | 5 298 | 1 445 | -72,73 |
| GUINEA | 615 013 | 749 480 | 21,86 | 615 668 | 781 157 | 26,88 |
| ANGOLA | 18 786 | 23 858 | 27,00 | 45 924 | 72 944 | 58,84 |
| CONGO | 66 542 | 21 175 | -68,18 | 125 212 | 49 630 | -60,36 |
| CAMEROON | 419 876 | 367 631 | -12,44 | 900 308 | 858 364 | -4,66 |
| NIGERIA | 7 556 265 | 6 248 624 | -17,31 | 13 546 791 | 15 779 092 | 16,48 |
| SIERRA LEONE | 0 | 11 091 | - | 0 | 17 405 | - |
| GABON | 318 375 | 284 816 | -10,54 | 498 043 | 458 128 | -8,01 |
| COTE D'IVOIRE | 456 389 | 665 618 | 45,84 | 2 198 878 | 3 152 131 | 43,35 |
| SENEGAL | 93 295 | 139 270 | 49,28 | 302 672 | 411 792 | 36,05 |
| MAURITANIA | 161 061 | 153 175 | -4,90 | 228 801 | 236 772 | 3,48 |
| MALI | 447 165 | 409 731 | -8,37 | 771 113 | 739 155 | -4,14 |
| BENIN | 233 020 | 187 039 | -19,73 | 381 093 | 363 936 | -4,50 |
| BURKINA FASO | 82 937 | 40 911 | -50,67 | 79 271 | 44 012 | -44,48 |
| GUINEA BISSAU | 0 | 799 | - | 0 | 3 973 | - |
| GAMBIA | 507 | 3 285 | 547,93 | 1 366 | 1 742 | 27,53 |
| U.S. VIRGIN ISLANDS | 0 | 3 168 | - | 0 | 19 281 | - |
| SEYCHELLES | 50 155 | 18 518 | -63,08 | 75 083 | 80 358 | 7,03 |
| UGANDA | 4 331 | 823 | -81,00 | 15 362 | 956 | -93,78 |
| NIGER | 3 749 | 0 | -100,00 | 15 297 | 0 | -100,00 |
| DJIBOUTI | 17 247 | 18 963 | 9,95 | 126 145 | 39 692 | -68,53 |
| SAO TOME AND PRINCIPE | 3 369 | 286 | -91,51 | 3 512 | 1 415 | -59,71 |
| SOUTH AFRICA | 14 107 075 | 6 522 221 | -53,77 | 17 326 221 | 10 727 789 | -38,08 |
| ZIMBABWE | 30 612 | 19 844 | -35,18 | 101 988 | 68 197 | -33,13 |
| ZAMBIA | 804 | 0 | -100,00 | 3 360 | 0 | -100,00 |
| MAURITIUS | 6 848 421 | 8 122 916 | 18,61 | 7 541 193 | 11 006 624 | 45,95 |
| RWANDA | 0 | 2 535 | - | 0 | 11 369 | - |
| VIRGIN ISLANDS (BRITISH) | 2 521 | 39 | -98,45 | 7 032 | 175 | -97,51 |
| AUSTRALIA | 34 832 692 | 38 557 982 | 10,69 | 56 050 143 | 73 596 612 | 31,30 |
| NEW ZEALAND | 5 310 176 | 9 651 365 | 81,75 | 7 176 924 | 14 090 675 | 96,33 |
| MICRONESIA, FEDERATED STATES | 10 | 1 927 | 19 170,00 | 30 | 3 228 | 10 660,00 |
| GUAM | 13 280 | 2 846 | -78,57 | 40 977 | 18 345 | -55,23 |
| PALAU | 871 | 1 578 | 81,17 | 4 101 | 7 910 | 92,88 |
| NEW CALEDONIA | 61 400 | 53 671 | -12,59 | 239 439 | 152 026 | -36,51 |
| NORTHERN MARIANA ISLANDS | 17 | 176 | 935,29 | 37 | 647 | 1 648,65 |
| SAINT VINCENT AND THE GRENADI | 61 | 133 | 118,03 | 65 | 270 | 315,38 |
| VANUATU | 15 742 | 38 889 | 147,04 | 27 072 | 21 663 | -19,98 |

TABEL 5. PERKEMBANGAN EKSPOR INDONESIA MENURUT KOMODITI DAN NEGARA TUJUAN

| JENIS BARANG | BERAT BERSIH (KG) | | PERUB | NILAI FOB (US \$) | | PERUB |
|------------------------------|-------------------|--------------|----------|-------------------|--------------|----------|
| | JAN-DES 2009 | JAN-DES 2010 | % | JAN-DES 2009 | JAN-DES 2010 | % |
| | (1) | (2) | (3) | (4) | (5) | (6) |
| WALLIS AND FUTUNA ISLANDS | 160 | 1 436 | 797,50 | 438 | 3 976 | 807,76 |
| COOK ISLANDS | 392 | 1 316 | 235,71 | 5 037 | 9 369 | 86,00 |
| FIJI | 383 742 | 411 864 | 7,33 | 981 759 | 1 264 640 | 28,81 |
| SAMOA | 18 983 | 22 690 | 19,53 | 89 188 | 98 455 | 10,39 |
| SOLOMON ISLANDS | 68 400 | 4 461 | -93,48 | 63 043 | 7 091 | -88,75 |
| TONGA | 6 392 | 777 | -87,84 | 10 684 | 8 206 | -23,19 |
| TUVALU | 103 | 0 | -100,00 | 559 | 0 | -100,00 |
| TOKELAU | 14 092 | 0 | -100,00 | 12 300 | 0 | -100,00 |
| EAST TIMOR | 5 443 252 | 4 372 779 | -19,67 | 5 409 507 | 6 387 745 | 18,08 |
| UNITED STATES | 136 983 961 | 107 952 914 | -21,19 | 205 581 792 | 206 065 044 | 0,24 |
| CANADA | 1 983 836 | 1 274 184 | -35,77 | 5 855 087 | 5 008 863 | -14,45 |
| MEXICO | 1 511 290 | 2 648 243 | 75,23 | 5 595 957 | 9 144 307 | 63,41 |
| GUATEMALA | 2 586 341 | 1 059 781 | -59,02 | 3 099 912 | 1 727 470 | -44,27 |
| HONDURAS | 114 562 | 16 560 | -85,54 | 219 902 | 61 548 | -72,01 |
| NICARAGUA | 122 | 321 | 163,11 | 250 | 702 | 180,80 |
| PANAMA | 15 684 | 133 667 | 752,25 | 44 415 | 408 840 | 820,50 |
| CUBA | 0 | 21 151 | - | 0 | 75 906 | - |
| SURINAME | 29 582 | 24 666 | -16,62 | 134 752 | 69 173 | -48,67 |
| CHILE | 2 161 163 | 5 100 543 | 136,01 | 2 303 959 | 7 103 562 | 208,32 |
| VENEZUELA | 91 551 | 40 009 | -56,30 | 385 233 | 144 179 | -62,57 |
| ARGENTINA | 796 920 | 498 885 | -37,40 | 1 203 046 | 2 160 018 | 79,55 |
| BRAZIL | 2 517 550 | 4 356 302 | 73,04 | 8 001 656 | 10 025 334 | 25,29 |
| COLOMBIA | 51 766 | 73 508 | 42,00 | 719 315 | 1 060 363 | 47,41 |
| BOLIVIA | 472 | 19 507 | 4 032,84 | 22 146 | 51 111 | 130,79 |
| URUGUAY | 1 013 120 | 3 278 490 | 223,60 | 1 324 998 | 4 584 182 | 245,98 |
| PARAGUAY | 5 270 232 | 954 544 | -81,89 | 5 586 374 | 1 288 899 | -76,93 |
| ECUADOR | 0 | 599 159 | - | 0 | 732 075 | - |
| PERU | 230 688 | 242 283 | 5,03 | 1 076 890 | 667 138 | -38,05 |
| GUYANA | 19 238 | 0 | -100,00 | 23 444 | 0 | -100,00 |
| TRINIDAD AND TOBAGO | 30 520 | 39 858 | 30,60 | 122 045 | 175 600 | 43,88 |
| BAHAMAS | 1 551 | 579 | -62,67 | 4 862 | 3 585 | -26,26 |
| JAMAICA | 35 985 | 2 841 | -92,11 | 106 034 | 16 966 | -84,00 |
| PUERTO RICO | 107 720 | 55 407 | -48,56 | 197 057 | 142 655 | -27,61 |
| BELIZE | 4 742 | 2 420 | -48,97 | 7 039 | 10 438 | 48,29 |
| DOMINICAN REPUBLIC | 44 475 | 40 477 | -8,99 | 147 824 | 165 821 | 12,17 |
| EL SALVADOR | 307 647 | 160 841 | -47,72 | 348 997 | 204 189 | -41,49 |
| COSTA RICA | 708 144 | 355 775 | -49,76 | 939 484 | 573 969 | -38,91 |
| HAITI | 2 931 | 0 | -100,00 | 8 639 | 0 | -100,00 |
| BARBADOS | 32 | 182 | 468,75 | 156 | 138 | -11,54 |
| ANTIGUA AND BARBUDA | 238 | 451 | 89,50 | 430 | 1 244 | 189,30 |
| ANGUILLA | 18 710 | 25 | -99,87 | 13 456 | 56 | -99,58 |
| ARUBA | 0 | 319 | - | 0 | 752 | - |
| BERMUDA | 1 020 | 981 | -3,82 | 3 952 | 4 441 | 12,37 |
| CAPE VERDE | 0 | 128 | - | 0 | 1 126 | - |
| CAYMAN ISLANDS | 0 | 57 | - | 0 | 64 | - |
| DOMINICA | 1 760 | 74 | -95,80 | 5 890 | 165 | -97,20 |
| FRENCH GUIANA | 2 229 | 9 466 | 324,67 | 2 586 | 13 537 | 423,47 |
| FRENCH POLYNESIA | 12 877 | 17 796 | 38,20 | 26 103 | 106 322 | 307,32 |
| GRENADA | 200 | 0 | -100,00 | 831 | 0 | -100,00 |
| MARTINIQUE | 3 333 | 10 925 | 227,78 | 26 040 | 23 570 | -9,49 |
| NETHERLANDS ANTILLES | 11 838 | 33 328 | 181,53 | 27 832 | 94 541 | 239,68 |
| SAINT LUCIA | 1 654 | 0 | -100,00 | 3 708 | 0 | -100,00 |
| TURKS AND CAICOS ISLANDS | 1 127 | 5 | -99,56 | 4 073 | 2 | -99,95 |
| GUADELOUPE | 7 170 | 9 826 | 37,04 | 15 378 | 29 487 | 91,75 |
| SAINT KITTS AND NEVIS | 59 | 1 380 | 2 238,98 | 85 | 4 765 | 5 505,88 |
| UNITED KINGDOM | 8 420 593 | 13 164 199 | 56,33 | 18 844 043 | 31 770 842 | 68,60 |
| NETHERLANDS | 4 757 546 | 8 482 425 | 78,29 | 9 960 881 | 17 068 076 | 71,35 |
| FRANCE | 4 567 936 | 3 634 671 | -20,43 | 17 044 826 | 16 601 685 | -2,60 |
| GERMANY, FED. REP. OF | 4 561 874 | 4 305 170 | -5,63 | 12 710 312 | 15 578 982 | 22,57 |
| AUSTRIA | 6 377 | 39 642 | 521,64 | 16 526 | 196 240 | 1 087,46 |
| BELGIUM | 12 333 116 | 6 809 521 | -44,79 | 22 156 363 | 21 026 192 | -5,10 |
| SWITZERLAND | 119 500 | 1 317 831 | 1 002,79 | 569 992 | 2 376 300 | 316,90 |
| LUXEMBOURG | 3 001 | 10 411 | 246,92 | 3 227 | 12 820 | 297,27 |
| MONACO | 12 072 | 0 | -100,00 | 37 007 | 0 | -100,00 |
| DENMARK | 320 422 | 659 107 | 105,70 | 880 930 | 1 826 135 | 107,30 |
| NORWAY | 164 485 | 971 362 | 490,55 | 376 192 | 2 259 557 | 500,64 |
| SWEDEN | 333 223 | 197 920 | -40,60 | 1 099 837 | 741 857 | -32,55 |
| FINLAND | 176 849 | 251 046 | 41,96 | 402 232 | 730 481 | 81,61 |
| IRELAND | 574 092 | 508 898 | -11,36 | 793 977 | 944 934 | 19,01 |
| ITALY | 3 628 408 | 3 596 015 | -0,89 | 9 004 463 | 10 554 365 | 17,21 |
| SPAIN | 7 014 955 | 5 773 026 | -17,70 | 14 283 165 | 13 369 356 | -6,40 |
| PORTUGAL | 580 908 | 499 099 | -14,08 | 1 792 458 | 1 612 587 | -10,03 |
| ICELAND | 704 000 | 264 000 | -62,50 | 802 715 | 358 762 | -55,31 |
| GREECE | 1 090 253 | 962 626 | -11,71 | 2 939 695 | 2 540 937 | -13,56 |
| DEMOCRATIC REPUBLIC OF THE C | 391 940 | 483 208 | 23,29 | 529 136 | 781 274 | 47,65 |
| HUNGARY | 157 561 | 304 872 | 93,49 | 397 216 | 2 312 994 | 482,30 |
| POLAND | 691 403 | 738 686 | 6,84 | 2 491 163 | 2 558 630 | 2,71 |
| ROMANIA | 450 970 | 416 284 | -7,69 | 806 467 | 789 874 | -2,06 |

TABEL 5. PERKEMBANGAN EKSPOR INDONESIA MENURUT KOMODITI DAN NEGARA TUJUAN

| JENIS BARANG | BERAT BERSIH (KG) | | PERUB | NILAI FOB (US \$) | | PERUB |
|--|----------------------|----------------------|--------------|----------------------|----------------------|--------------|
| | JAN-DES 2009 | JAN-DES 2010 | % | JAN-DES 2009 | JAN-DES 2010 | % |
| | (1) | (2) | (3) | (4) | (5) | (6) |
| BULGARIA | 47 396 | 124 856 | 163,43 | 101 387 | 310 815 | 206,56 |
| YUGOSLAVIA | 110 | 93 | -15,45 | 217 | 326 | 50,23 |
| ALBANIA | 1 098 | 0 | -100,00 | 1 906 | 0 | -100,00 |
| ARMENIA | 64 975 | 72 660 | 11,83 | 179 646 | 238 552 | 32,79 |
| AZERBAIJAN | 1 | 0 | -100,00 | 115 | 0 | -100,00 |
| KAZAKHSTAN | 18 632 | 7 | -99,96 | 54 104 | 10 | -99,98 |
| MOLDOVA, REPUBLIC OF | 20 248 | 31 497 | 55,56 | 65 172 | 101 166 | 55,23 |
| TURKMENISTAN | 0 | 42 028 | - | 0 | 213 171 | - |
| UKRAINE | 562 236 | 420 857 | -25,15 | 1 608 127 | 1 085 011 | -32,53 |
| LITHUANIA | 119 814 | 209 117 | 74,53 | 198 153 | 342 397 | 72,79 |
| LATVIA | 5 659 | 1 910 | -66,25 | 25 515 | 10 919 | -57,21 |
| ESTONIA | 1 371 957 | 516 487 | -62,35 | 1 999 646 | 830 030 | -58,49 |
| GEORGIA | 100 499 | 500 | -99,50 | 85 928 | 1 339 | -98,44 |
| CROATIA | 29 186 | 10 442 | -64,22 | 83 308 | 30 573 | -63,30 |
| BOSNIA AND HERZEGOVINA | 4 | 0 | -100,00 | 350 | 0 | -100,00 |
| MALTA | 35 640 | 1 559 | -95,63 | 97 901 | 11 416 | -88,34 |
| SLOVAKIA | 20 598 | 1 371 497 | 6 558,40 | 177 460 | 2 334 338 | 1 215,42 |
| SLOVENIA | 20 785 | 36 747 | 76,80 | 58 759 | 82 443 | 40,31 |
| CZECH REPUBLIC | 186 036 | 143 648 | -22,78 | 340 570 | 352 677 | 3,55 |
| RUSSIA FEDERATION | 3 609 723 | 3 169 906 | -12,18 | 7 083 624 | 6 184 475 | -12,69 |
| -BAHAN KERTAS | 2 244 080 924 | 2 572 666 203 | 14,64 | 867 364 659 | 1 466 369 634 | 69,06 |
| JAPAN | 128 631 634 | 148 904 500 | 15,76 | 53 966 675 | 91 732 784 | 69,98 |
| KOREA, REPUBLIC OF | 333 942 860 | 525 511 159 | 57,37 | 130 638 345 | 302 924 858 | 131,88 |
| TAIWAN | 70 014 689 | 66 164 434 | -5,50 | 26 903 504 | 40 942 851 | 52,18 |
| CHINA | 1 233 458 305 | 1 167 946 865 | -5,31 | 472 009 229 | 659 447 594 | 39,71 |
| THAILAND | 10 117 921 | 7 905 755 | -21,86 | 4 234 445 | 4 367 042 | 3,13 |
| SINGAPORE | 3 054 204 | 15 218 | -99,50 | 1 331 261 | 32 498 | -97,56 |
| PHILIPPINES | 5 701 678 | 5 138 292 | -9,88 | 2 304 795 | 2 842 062 | 23,31 |
| MALAYSIA | 2 751 867 | 1 867 507 | -32,14 | 1 204 545 | 1 083 388 | -10,06 |
| BRUNEI DARUSSALAM | 16 080 | 0 | -100,00 | 15 808 | 0 | -100,00 |
| VIET NAM | 68 749 865 | 54 565 254 | -20,63 | 25 209 057 | 29 408 437 | 16,66 |
| INDIA | 210 872 652 | 258 701 844 | 22,68 | 82 757 056 | 145 172 370 | 75,42 |
| PAKISTAN | 3 761 149 | 5 103 411 | 35,69 | 1 446 291 | 3 009 059 | 108,05 |
| BANGLADESH | 39 920 612 | 88 218 849 | 120,99 | 15 237 619 | 48 759 260 | 219,99 |
| IRAN (ISLAMIC REPUBLIC OF) | 1 500 000 | 3 810 752 | 154,05 | 527 213 | 2 107 251 | 299,70 |
| SAUDI ARABIA | 7 673 902 | 10 997 323 | 43,31 | 2 508 678 | 6 258 778 | 149,49 |
| KUWAIT | 8 491 864 | 7 925 029 | -6,68 | 3 224 360 | 4 548 641 | 41,07 |
| JORDAN | 0 | 2 186 037 | - | 0 | 1 269 718 | - |
| LEBANON | 2 981 351 | 2 474 541 | -17,00 | 961 227 | 1 431 182 | 48,89 |
| SYRIA ARAB REPUBLIC | 1 991 193 | 5 960 555 | 199,35 | 629 821 | 3 268 272 | 418,92 |
| UNITED ARAB EMIRATES | 15 286 748 | 28 019 378 | 83,29 | 5 686 253 | 16 447 096 | 189,24 |
| EGYPT | 99 900 | 13 902 470 | 13 816,39 | 34 965 | 7 334 417 | 20 876,45 |
| TUNISIA | 0 | 380 682 | - | 0 | 217 865 | - |
| KENYA | 179 924 | 161 267 | -10,37 | 73 978 | 83 859 | 13,36 |
| NIGERIA | 0 | 96 962 | - | 0 | 61 086 | - |
| DJIBOUTI | 2 010 519 | 1 501 249 | -25,33 | 663 397 | 795 534 | 19,92 |
| SOUTH AFRICA | 0 | 56 108 | - | 0 | 29 176 | - |
| AUSTRALIA | 0 | 1 061 879 | - | 0 | 569 220 | - |
| NEW ZEALAND | 0 | 3 999 | - | 0 | 3 369 | - |
| EAST TIMOR | 259 | 50 | -80,69 | 61 | 11 | -81,97 |
| UNITED STATES | 97 544 | 201 | -99,79 | 35 116 | 2 092 | -94,04 |
| CANADA | 80 564 | 2 | -100,00 | 26 586 | 5 | -99,98 |
| CHILE | 0 | 5 | - | 0 | 3 | - |
| BRAZIL | 0 | 10 000 | - | 0 | 6 085 | - |
| UNITED KINGDOM | 128 921 | 42 448 | -67,07 | 60 746 | 23 043 | -62,07 |
| NETHERLANDS | 19 054 198 | 39 171 670 | 105,58 | 7 423 182 | 21 984 001 | 196,15 |
| FRANCE | 16 573 480 | 26 098 963 | 57,47 | 6 811 482 | 14 713 099 | 116,00 |
| BELGIUM | 0 | 3 226 | - | 0 | 11 731 | - |
| FINLAND | 38 044 | 0 | -100,00 | 10 044 | 0 | -100,00 |
| ITALY | 56 898 955 | 98 747 519 | 73,55 | 21 428 415 | 55 454 099 | 158,79 |
| PORTUGAL | 42 | 0 | -100,00 | 505 | 0 | -100,00 |
| CZECH REPUBLIC | 0 | 10 800 | - | 0 | 27 798 | - |
| -ALAS KAKI (KULIT, KARET DAN K/ | 123 340 971 | 165 989 058 | 34,58 | 1 736 114 442 | 2 501 849 588 | 44,11 |
| JAPAN | 6 103 307 | 8 035 407 | 31,66 | 73 769 868 | 99 939 638 | 35,47 |
| HONG KONG | 1 551 885 | 1 625 897 | 4,77 | 18 718 693 | 23 523 503 | 25,67 |
| KOREA, REPUBLIC OF | 2 215 008 | 3 129 967 | 41,31 | 29 835 344 | 42 888 071 | 43,75 |
| TAIWAN | 1 676 586 | 1 921 470 | 14,61 | 14 741 413 | 18 543 241 | 25,79 |
| CHINA | 2 781 777 | 3 668 290 | 31,87 | 39 637 651 | 55 695 345 | 40,51 |
| MONGOLIA | 129 | 988 | 665,89 | 2 562 | 15 737 | 514,25 |
| MACAU | 0 | 722 | - | 0 | 2 721 | - |
| PAPUA NEW GUINEA | 75 307 | 86 234 | 14,51 | 785 429 | 1 041 458 | 32,60 |
| THAILAND | 555 579 | 615 557 | 10,80 | 11 607 260 | 11 549 091 | -0,50 |
| SINGAPORE | 4 154 581 | 5 021 507 | 20,87 | 36 220 465 | 45 312 086 | 25,10 |
| PHILIPPINES | 503 648 | 715 071 | 41,98 | 4 059 125 | 7 777 218 | 91,60 |
| MALAYSIA | 653 734 | 940 711 | 43,90 | 6 075 918 | 9 424 986 | 55,12 |
| MYANMAR (FORM. BURMA) | 44 | 2 414 | 5 386,36 | 17 | 7 242 | 42 500,00 |

TABEL 5. PERKEMBANGAN EKSPOR INDONESIA MENURUT KOMODITI DAN NEGARA TUJUAN

| JENIS BARANG | BERAT BERSIH (KG) | | PERUB | NILAI FOB (US \$) | | PERUB |
|-------------------------------|-------------------|--------------|----------|-------------------|--------------|---------|
| | JAN-DES 2009 | JAN-DES 2010 | % | JAN-DES 2009 | JAN-DES 2010 | % |
| | (1) | (2) | (3) | (4) | (5) | (6) |
| CAMBODIA | 13 109 | 21 838 | 66,59 | 169 616 | 287 742 | 69,64 |
| BRUNEI DARUSSALAM | 21 734 | 26 984 | 24,16 | 178 783 | 209 070 | 16,94 |
| LAO PEOPLE'S DEMOCRATIC REPUB | 9 | 0 | -100,00 | 255 | 0 | -100,00 |
| NEPAL | 6 343 | 186 | -97,07 | 69 238 | 4 681 | -93,24 |
| VIET NAM | 190 882 | 474 210 | 148,43 | 2 007 672 | 4 298 878 | 114,12 |
| MALDIVES | 204 248 | 119 655 | -41,42 | 309 106 | 214 397 | -30,64 |
| INDIA | 337 666 | 571 710 | 69,31 | 2 785 108 | 6 253 810 | 124,54 |
| PAKISTAN | 1 488 | 3 781 | 154,10 | 30 776 | 33 065 | 7,44 |
| BANGLADESH | 26 380 | 35 065 | 32,92 | 165 114 | 349 428 | 111,63 |
| SRI LANKA | 15 014 | 14 808 | -1,37 | 92 585 | 88 108 | -4,84 |
| IRAN (ISLAMIC REPUBLIC OF) | 613 | 1 413 | 130,51 | 4 907 | 4 467 | -8,97 |
| SAUDI ARABIA | 187 639 | 139 452 | -25,68 | 735 712 | 839 790 | 14,15 |
| ISRAEL | 154 533 | 337 007 | 118,08 | 2 453 549 | 5 540 595 | 125,82 |
| KUWAIT | 830 | 5 192 | 525,54 | 35 600 | 84 959 | 138,65 |
| JORDAN | 45 074 | 7 452 | -83,47 | 252 185 | 48 658 | -80,71 |
| LEBANON | 69 840 | 41 997 | -39,87 | 1 095 124 | 465 452 | -57,50 |
| YEMEN | 620 679 | 502 638 | -19,02 | 919 551 | 1 295 034 | 40,83 |
| OMAN | 29 | 112 | 286,21 | 344 | 256 | -25,58 |
| SYRIA ARAB REPUBLIC | 13 319 | 3 247 | -75,62 | 84 915 | 20 129 | -76,30 |
| TURKEY | 914 804 | 1 085 296 | 18,64 | 12 132 172 | 16 869 188 | 39,05 |
| UNITED ARAB EMIRATES | 659 540 | 843 385 | 27,87 | 8 363 372 | 13 268 839 | 58,65 |
| QATAR | 4 348 | 4 187 | -3,70 | 109 226 | 79 316 | -27,38 |
| BAHRAIN | 7 722 | 155 | -97,99 | 49 155 | 1 791 | -96,36 |
| CYPRUS | 1 867 | 782 | -58,11 | 41 745 | 26 022 | -37,66 |
| EGYPT | 54 203 | 80 130 | 47,83 | 761 806 | 1 181 313 | 55,07 |
| LIBYAN ARAB JAMAHIRIYA | 0 | 698 | - | 0 | 18 577 | - |
| MOROCCO | 12 188 | 9 602 | -21,22 | 153 314 | 112 567 | -26,58 |
| TUNISIA | 41 805 | 6 422 | -84,64 | 148 635 | 78 307 | -47,32 |
| ALGERIA | 20 096 | 4 998 | -75,13 | 57 307 | 76 938 | 34,26 |
| SUDAN | 0 | 33 | - | 0 | 90 | - |
| ETHIOPIA | 0 | 3 431 | - | 0 | 17 635 | - |
| TANZANIA, UNITED REPUBLIC OF | 2 881 | 8 011 | 178,06 | 15 693 | 47 931 | 205,43 |
| MADAGASCAR | 32 522 | 21 597 | -33,59 | 34 859 | 22 400 | -35,74 |
| KENYA | 26 161 | 56 181 | 114,75 | 174 198 | 438 519 | 151,74 |
| REUNION | 17 766 | 13 004 | -26,80 | 115 292 | 107 033 | -7,16 |
| MOZAMBIQUE | 49 674 | 18 862 | -62,03 | 26 061 | 7 938 | -69,54 |
| TOGO | 5 867 | 48 | -99,18 | 13 923 | 80 | -99,43 |
| GHANA | 15 307 | 0 | -100,00 | 37 804 | 0 | -100,00 |
| GUINEA | 5 806 | 1 964 | -66,17 | 4 280 | 4 400 | 2,80 |
| ANGOLA | 1 090 | 111 | -89,82 | 723 | 222 | -69,29 |
| CONGO | 58 000 | 12 263 | -78,86 | 17 125 | 9 382 | -45,21 |
| CAMEROON | 231 | 239 | 3,46 | 173 | 575 | 232,37 |
| NIGERIA | 6 624 | 2 838 | -57,16 | 13 445 | 18 477 | 37,43 |
| SIERRA LEONE | 159 | 0 | -100,00 | 20 693 | 0 | -100,00 |
| GABON | 38 | 921 | 2 323,68 | 578 | 556 | -3,81 |
| COTE D'IVOIRE | 925 | 2 | -99,78 | 6 313 | 8 | -99,87 |
| SENEGAL | 5 231 | 314 | -94,00 | 9 127 | 861 | -90,57 |
| MAURITANIA | 33 846 | 0 | -100,00 | 63 256 | 0 | -100,00 |
| MALI | 8 414 | 0 | -100,00 | 25 783 | 0 | -100,00 |
| BENIN | 30 668 | 774 | -97,48 | 20 030 | 1 190 | -94,06 |
| GAMBIA | 1 637 | 21 | -98,72 | 3 648 | 15 | -99,59 |
| U.S. VIRGIN ISLANDS | 0 | 9 | - | 0 | 104 | - |
| SEYCHELLES | 903 | 4 932 | 446,18 | 7 993 | 12 587 | 57,48 |
| UGANDA | 6 858 | 5 723 | -16,55 | 45 750 | 55 763 | 21,89 |
| DJIBOUTI | 681 | 2 154 | 216,30 | 13 122 | 46 648 | 255,49 |
| SAO TOME AND PRINCIPE | 620 | 0 | -100,00 | 253 | 0 | -100,00 |
| SWAZILAND | 1 265 | 12 221 | 866,09 | 42 587 | 251 468 | 490,48 |
| SOUTH AFRICA | 1 430 649 | 1 514 256 | 5,84 | 17 473 570 | 22 545 914 | 29,03 |
| ZIMBABWE | 3 429 | 0 | -100,00 | 8 494 | 0 | -100,00 |
| ZAMBIA | 4 810 | 1 798 | -62,62 | 54 931 | 45 120 | -17,86 |
| COMOROS | 6 604 | 9 085 | 37,57 | 32 364 | 33 231 | 2,68 |
| MAURITIUS | 42 744 | 29 011 | -32,13 | 83 228 | 111 084 | 33,47 |
| AUSTRALIA | 1 680 292 | 2 429 664 | 44,60 | 24 741 459 | 38 410 795 | 55,25 |
| NEW ZEALAND | 210 672 | 317 936 | 50,92 | 3 646 586 | 5 387 256 | 47,73 |
| GUAM | 41 | 196 | 378,05 | 678 | 3 337 | 392,18 |
| PALAU | 27 | 327 | 1 111,11 | 540 | 1 684 | 211,85 |
| NAURU | 0 | 45 | - | 0 | 207 | - |
| NEW CALEDONIA | 1 901 | 3 093 | 62,70 | 31 896 | 80 429 | 152,16 |
| NORTHERN MARIANA ISLANDS | 4 | 0 | -100,00 | 374 | 0 | -100,00 |
| VANUATU | 6 537 | 527 | -91,94 | 8 839 | 2 394 | -72,92 |
| WALLIS AND FUTUNA ISLANDS | 0 | 50 | - | 0 | 143 | - |
| COOK ISLANDS | 339 | 247 | -27,14 | 4 812 | 6 670 | 38,61 |
| FIJI | 10 701 | 3 621 | -66,16 | 71 555 | 43 729 | -38,89 |
| KIRIBATI | 0 | 402 | - | 0 | 1 281 | - |
| SAMOA | 0 | 402 | - | 0 | 2 896 | - |
| SOLOMON ISLANDS | 225 | 367 | 63,11 | 2 820 | 1 090 | -61,35 |
| TONGA | 2 303 | 1 913 | -16,93 | 13 383 | 21 435 | 60,17 |
| EAST TIMOR | 1 078 954 | 879 391 | -18,50 | 1 130 039 | 976 131 | -13,62 |

TABEL 5. PERKEMBANGAN EKSPOR INDONESIA MENURUT KOMODITI DAN NEGARA TUJUAN

| JENIS BARANG | BERAT BERSIH (KG) | | PERUB | NILAI FOB (US \$) | | PERUB |
|------------------------------|-------------------|--------------|----------|-------------------|--------------|----------|
| | JAN-DES 2009 | JAN-DES 2010 | % | JAN-DES 2009 | JAN-DES 2010 | % |
| | (1) | (2) | (3) | (4) | (5) | (6) |
| UNITED STATES | 27 116 575 | 37 139 185 | 36,96 | 401 546 568 | 564 083 467 | 40,48 |
| CANADA | 1 236 925 | 1 884 700 | 52,37 | 18 052 716 | 30 205 679 | 67,32 |
| MEXICO | 2 623 681 | 5 517 541 | 110,30 | 31 334 522 | 72 747 575 | 132,16 |
| GUATEMALA | 6 051 | 0 | -100,00 | 53 945 | 0 | -100,00 |
| HONDURAS | 0 | 15 045 | - | 0 | 144 255 | - |
| NICARAGUA | 199 | 0 | -100,00 | 1 163 | 0 | -100,00 |
| PANAMA | 1 337 556 | 2 443 924 | 82,72 | 20 166 418 | 36 405 162 | 80,52 |
| CUBA | 1 729 | 1 746 | 0,98 | 15 468 | 17 935 | 15,95 |
| SURINAME | 1 317 | 3 235 | 145,63 | 19 808 | 51 507 | 160,03 |
| CHILE | 1 238 185 | 1 678 878 | 35,59 | 16 643 372 | 26 821 269 | 61,15 |
| VENEZUELA | 93 587 | 72 809 | -22,20 | 1 135 182 | 1 003 170 | -11,63 |
| ARGENTINA | 552 423 | 1 129 341 | 104,43 | 8 374 126 | 21 560 326 | 157,46 |
| BRAZIL | 1 334 486 | 3 115 251 | 133,44 | 20 313 223 | 68 654 244 | 237,98 |
| COLOMBIA | 54 159 | 32 215 | -40,52 | 706 942 | 307 472 | -56,51 |
| BOLIVIA | 11 936 | 7 143 | -40,16 | 228 014 | 71 822 | -68,50 |
| URUGUAY | 79 079 | 207 627 | 162,56 | 1 158 978 | 3 405 328 | 193,82 |
| PARAGUAY | 31 801 | 74 264 | 133,53 | 436 893 | 1 261 437 | 188,73 |
| ECUADOR | 90 057 | 198 824 | 120,78 | 1 238 189 | 2 719 280 | 119,62 |
| PERU | 196 833 | 339 176 | 72,32 | 2 301 895 | 4 459 823 | 93,75 |
| TRINIDAD AND TOBAGO | 0 | 2 617 | - | 0 | 44 342 | - |
| JAMAICA | 821 | 3 106 | 278,32 | 8 465 | 40 614 | 379,79 |
| PUERTO RICO | 8 182 | 3 389 | -58,58 | 48 623 | 21 822 | -55,12 |
| BELIZE | 253 | 113 | -55,34 | 480 | 468 | -2,50 |
| DOMINICAN REPUBLIC | 5 432 | 2 349 | -56,76 | 4 303 | 8 700 | 102,18 |
| EL SALVADOR | 17 328 | 23 768 | 37,17 | 291 949 | 342 876 | 17,44 |
| COSTA RICA | 23 383 | 14 173 | -39,39 | 426 627 | 188 128 | -55,90 |
| HAITI | 18 | 0 | -100,00 | 40 | 0 | -100,00 |
| BARBADOS | 100 | 449 | 349,00 | 3 444 | 3 158 | -8,30 |
| ANTIGUA AND BARBUDA | 11 | 122 | 1 009,09 | 312 | 4 068 | 1 203,85 |
| ARUBA | 0 | 54 | - | 0 | 261 | - |
| BERMUDA | 465 | 284 | -38,92 | 4 495 | 3 254 | -27,61 |
| CAPE VERDE | 0 | 50 | - | 0 | 444 | - |
| FRENCH GUIANA | 593 | 0 | -100,00 | 14 922 | 0 | -100,00 |
| FRENCH POLYNESIA | 6 818 | 3 588 | -47,37 | 44 847 | 17 689 | -60,56 |
| GRENADA | 83 | 0 | -100,00 | 371 | 0 | -100,00 |
| MARTINIQUE | 655 | 3 901 | 495,57 | 2 905 | 12 298 | 323,34 |
| NETHERLANDS ANTILLES | 8 612 | 518 | -93,99 | 77 993 | 6 461 | -91,72 |
| SAINT LUCIA | 35 | 57 | 62,86 | 691 | 1 368 | 97,97 |
| TURKS AND CAICOS ISLANDS | 1 449 | 0 | -100,00 | 6 996 | 0 | -100,00 |
| GUADELOUPE | 5 703 | 1 474 | -74,15 | 48 054 | 8 620 | -82,06 |
| SAINT KITTS AND NEVIS | 46 | 0 | -100,00 | 940 | 0 | -100,00 |
| UNITED KINGDOM | 10 294 985 | 14 433 862 | 40,20 | 141 963 048 | 196 495 231 | 38,41 |
| NETHERLANDS | 5 939 769 | 8 677 248 | 46,09 | 99 606 057 | 150 718 197 | 51,31 |
| FRANCE | 3 174 998 | 4 835 471 | 52,30 | 42 234 672 | 74 550 745 | 76,52 |
| GERMANY, FED. REP. OF | 9 108 257 | 12 539 323 | 37,67 | 156 880 887 | 212 818 651 | 35,66 |
| AUSTRIA | 285 555 | 553 132 | 93,70 | 4 548 053 | 9 038 462 | 98,73 |
| BELGIUM | 12 794 129 | 14 249 127 | 11,37 | 183 935 846 | 213 578 073 | 16,12 |
| SWITZERLAND | 353 068 | 366 740 | 3,87 | 5 361 678 | 5 856 004 | 9,22 |
| LUXEMBOURG | 76 107 | 264 456 | 247,48 | 1 368 203 | 8 406 827 | 514,44 |
| MONACO | 22 525 | 13 500 | -40,07 | 188 309 | 235 984 | 25,32 |
| DENMARK | 2 184 790 | 2 276 558 | 4,20 | 40 291 380 | 51 587 845 | 28,04 |
| NORWAY | 149 461 | 183 298 | 22,64 | 2 405 296 | 2 654 496 | 10,36 |
| SWEDEN | 349 010 | 491 974 | 40,96 | 4 463 906 | 7 152 542 | 60,23 |
| FINLAND | 99 219 | 248 765 | 150,72 | 1 856 418 | 7 084 560 | 281,63 |
| IRELAND | 217 453 | 268 256 | 23,36 | 3 094 778 | 3 746 839 | 21,07 |
| ITALY | 9 116 876 | 10 376 975 | 13,82 | 133 817 379 | 164 602 177 | 23,01 |
| SPAIN | 1 666 485 | 2 535 569 | 52,15 | 23 632 577 | 37 398 693 | 58,25 |
| PORTUGAL | 78 366 | 31 596 | -59,68 | 1 438 665 | 527 799 | -63,31 |
| ICELAND | 1 392 | 6 457 | 363,86 | 32 750 | 118 688 | 262,41 |
| GREECE | 638 353 | 930 191 | 45,72 | 9 528 357 | 14 604 180 | 53,27 |
| ANDORRA | 0 | 337 | - | 0 | 5 113 | - |
| DEMOCRATIC REPUBLIC OF THE C | 0 | 172 | - | 0 | 1 959 | - |
| HUNGARY | 65 265 | 102 520 | 57,08 | 1 025 617 | 1 373 149 | 33,89 |
| POLAND | 125 079 | 200 040 | 59,93 | 1 440 528 | 2 042 751 | 41,81 |
| ROMANIA | 12 668 | 7 793 | -38,48 | 145 200 | 99 409 | -31,54 |
| BULGARIA | 47 211 | 18 133 | -61,59 | 343 552 | 256 575 | -25,32 |
| YUGOSLAVIA | 71 217 | 16 984 | -76,15 | 958 249 | 251 909 | -73,71 |
| AZERBAIJAN | 4 445 | 0 | -100,00 | 11 508 | 0 | -100,00 |
| BELARUS | 0 | 278 | - | 0 | 3 171 | - |
| KAZAKHSTAN | 7 991 | 31 389 | 292,80 | 141 957 | 584 665 | 311,86 |
| UKRAINE | 122 821 | 195 762 | 59,39 | 1 979 747 | 3 028 009 | 52,95 |
| LITHUANIA | 1 318 | 0 | -100,00 | 59 480 | 0 | -100,00 |
| LATVIA | 19 723 | 11 122 | -43,61 | 318 383 | 111 790 | -64,89 |
| ESTONIA | 4 255 | 75 | -98,24 | 34 447 | 400 | -98,84 |
| GEORGIA | 0 | 2 779 | - | 0 | 32 236 | - |
| CROATIA | 39 834 | 24 902 | -37,49 | 410 645 | 436 261 | 6,24 |
| BOSNIA AND HERZEGOVINA | 1 510 | 0 | -100,00 | 8 904 | 0 | -100,00 |
| MALTA | 3 937 | 811 | -79,40 | 27 333 | 7 983 | -70,79 |

TABEL 5. PERKEMBANGAN EKSPOR INDONESIA MENURUT KOMODITI DAN NEGARA TUJUAN

| JENIS BARANG | BERAT BERSIH (KG) | | PERUB | NILAI FOB (US \$) | | PERUB |
|------------------------------|--------------------|--------------------|-------------|--------------------|--------------------|--------------|
| | JAN-DES 2009 | JAN-DES 2010 | % | JAN-DES 2009 | JAN-DES 2010 | % |
| | (1) | (2) | (3) | (4) | (5) | (6) |
| SLOVAKIA | 351 021 | 599 341 | 70,74 | 13 825 269 | 24 125 817 | 74,51 |
| SLOVENIA | 186 190 | 200 888 | 7,89 | 1 994 855 | 2 332 304 | 16,92 |
| CZECH REPUBLIC | 103 267 | 112 761 | 9,19 | 1 675 193 | 1 361 243 | -18,74 |
| RUSSIA FEDERATION | 844 862 | 1 794 936 | 112,45 | 13 672 543 | 33 804 107 | 147,24 |
| -PRODUK KERAMIK | 426 521 017 | 440 159 570 | 3,20 | 267 325 154 | 342 377 784 | 28,08 |
| JAPAN | 5 088 065 | 6 127 492 | 20,43 | 19 568 169 | 31 223 703 | 59,56 |
| HONG KONG | 1 103 355 | 1 126 302 | 2,08 | 2 438 698 | 2 937 802 | 20,47 |
| KOREA, REPUBLIC OF | 56 773 786 | 68 607 391 | 20,84 | 21 366 602 | 28 303 751 | 32,47 |
| TAIWAN | 25 631 401 | 35 977 803 | 40,37 | 8 864 880 | 14 780 019 | 66,73 |
| CHINA | 534 982 | 1 557 252 | 191,08 | 1 552 890 | 4 173 087 | 168,73 |
| MACAU | 57 488 | 45 165 | -21,44 | 567 142 | 505 838 | -10,81 |
| PAPUA NEW GUINEA | 635 380 | 564 777 | -11,11 | 133 107 | 211 926 | 59,21 |
| THAILAND | 37 095 232 | 35 818 246 | -3,44 | 12 309 014 | 15 246 869 | 23,87 |
| SINGAPORE | 5 864 792 | 9 217 020 | 57,16 | 6 724 472 | 8 110 660 | 20,61 |
| PHILIPPINES | 22 594 996 | 28 520 734 | 26,23 | 4 477 294 | 5 351 997 | 19,54 |
| MALAYSIA | 51 077 773 | 56 527 434 | 10,67 | 14 751 601 | 21 430 456 | 45,28 |
| MYANMAR (FORM. BURMA) | 1 790 091 | 1 122 266 | -37,31 | 437 161 | 228 444 | -47,74 |
| CAMBODIA | 3 959 722 | 1 881 384 | -52,49 | 999 317 | 515 898 | -48,37 |
| BRUNEI DARUSSALAM | 3 353 575 | 5 585 863 | 66,56 | 942 980 | 1 609 917 | 70,73 |
| LAO PEOPLE'S DEMOCRATIC REPU | 166 736 | 100 291 | -39,85 | 85 919 | 44 253 | -48,49 |
| NEPAL | 78 731 | 45 070 | -42,75 | 43 176 | 15 818 | -63,36 |
| BHUTAN | 496 | 1 171 | 136,09 | 1 976 | 7 358 | 272,37 |
| VIET NAM | 3 334 023 | 2 781 736 | -16,57 | 1 436 668 | 1 434 767 | -0,13 |
| MALDIVES | 888 531 | 1 371 638 | 54,37 | 426 518 | 501 547 | 17,59 |
| INDIA | 1 687 943 | 2 476 925 | 46,74 | 3 328 117 | 4 499 534 | 35,20 |
| PAKISTAN | 9 023 790 | 5 951 779 | -34,04 | 1 852 356 | 1 215 545 | -34,38 |
| BANGLADESH | 277 486 | 56 002 | -79,82 | 246 938 | 148 931 | -39,69 |
| SRI LANKA | 13 594 369 | 20 642 447 | 51,85 | 2 635 548 | 3 876 718 | 47,09 |
| AFGHANISTAN | 326 476 | 0 | -100,00 | 55 841 | 0 | -100,00 |
| IRAQ | 1 951 329 | 1 161 710 | -40,47 | 417 644 | 252 083 | -39,64 |
| IRAN (ISLAMIC REPUBLIC OF) | 124 635 | 15 186 | -87,82 | 385 489 | 36 905 | -90,43 |
| SAUDI ARABIA | 21 976 827 | 6 883 017 | -68,68 | 4 896 761 | 2 213 929 | -54,79 |
| ISRAEL | 2 038 572 | 1 215 319 | -40,38 | 944 891 | 421 999 | -55,34 |
| KUWAIT | 1 323 677 | 1 854 252 | 40,08 | 376 013 | 396 679 | 5,50 |
| JORDAN | 160 599 | 224 307 | 39,67 | 52 567 | 65 353 | 24,32 |
| LEBANON | 52 076 | 118 443 | 127,44 | 166 227 | 206 752 | 24,38 |
| YEMEN | 5 033 694 | 6 101 792 | 21,22 | 1 417 751 | 1 566 694 | 10,51 |
| OMAN | 28 312 | 38 611 | 36,38 | 55 144 | 79 133 | 43,50 |
| SYRIA ARAB REPUBLIC | 952 | 69 389 | 7 188,76 | 7 611 | 124 417 | 1 534,70 |
| TURKEY | 3 168 681 | 4 509 637 | 42,32 | 2 307 326 | 3 497 216 | 51,57 |
| UNITED ARAB EMIRATES | 4 355 265 | 3 198 698 | -26,56 | 4 008 750 | 3 710 652 | -7,44 |
| QATAR | 1 470 634 | 1 137 257 | -22,67 | 1 296 101 | 994 855 | -23,24 |
| BAHRAIN | 820 075 | 1 434 221 | 74,89 | 360 801 | 504 379 | 39,79 |
| CYPRUS | 8 694 | 23 250 | 167,43 | 13 777 | 30 574 | 121,92 |
| EGYPT | 850 919 | 673 933 | -20,80 | 1 051 833 | 659 759 | -37,28 |
| LIBYAN ARAB JAMAHIRIYA | 8 475 | 783 970 | 9 150,38 | 14 814 | 184 267 | 1 143,87 |
| MOROCCO | 69 339 | 66 781 | -3,69 | 44 710 | 39 155 | -12,42 |
| TUNISIA | 66 106 | 83 156 | 25,79 | 91 565 | 112 128 | 22,46 |
| ALGERIA | 1 159 | 17 852 | 1 440,29 | 591 | 17 090 | 2 791,71 |
| SUDAN | 7 736 | 15 217 | 96,70 | 22 854 | 40 644 | 77,84 |
| NAMIBIA | 39 | 9 960 | 25 438,46 | 93 | 5 959 | 6 307,53 |
| ETHIOPIA | 424 331 | 100 226 | -76,38 | 54 297 | 14 052 | -74,12 |
| TANZANIA, UNITED REPUBLIC OF | 38 698 | 122 300 | 216,04 | 17 727 | 72 712 | 310,18 |
| MADAGASCAR | 286 115 | 538 136 | 88,08 | 114 949 | 153 995 | 33,97 |
| KENYA | 1 530 | 682 | -55,42 | 4 802 | 2 118 | -55,89 |
| REUNION | 3 190 987 | 2 058 573 | -35,49 | 714 869 | 550 284 | -23,02 |
| MOZAMBIQUE | 31 432 | 2 574 | -91,81 | 53 214 | 4 921 | -90,75 |
| BOTSWANA | 126 479 | 41 745 | -66,99 | 26 902 | 9 110 | -66,14 |
| TOGO | 48 212 | 4 747 | -90,15 | 36 524 | 11 153 | -69,46 |
| GHANA | 3 117 | 0 | -100,00 | 3 711 | 0 | -100,00 |
| LIBERIA | 0 | 26 959 | - | 0 | 10 099 | - |
| GUINEA | 3 465 | 257 | -92,58 | 6 224 | 437 | -92,98 |
| ANGOLA | 443 032 | 21 636 | -95,12 | 143 998 | 34 604 | -75,97 |
| CONGO | 124 | 320 | 158,06 | 278 | 1 200 | 331,65 |
| CAMEROON | 7 915 | 818 | -89,67 | 2 702 | 2 312 | -14,43 |
| NIGERIA | 790 260 | 409 645 | -48,16 | 363 283 | 167 183 | -53,98 |
| GABON | 381 004 | 30 301 | -92,05 | 83 337 | 22 482 | -73,02 |
| COTE D'IVOIRE | 539 | 1 350 | 150,46 | 1 505 | 6 774 | 350,10 |
| SENEGAL | 3 368 | 132 977 | 3 848,25 | 3 193 | 29 516 | 824,40 |
| MAURITANIA | 8 420 | 0 | -100,00 | 3 000 | 0 | -100,00 |
| BENIN | 50 007 | 15 483 | -69,04 | 93 719 | 21 082 | -77,51 |
| GAMBIA | 62 | 34 969 | 56 301,61 | 58 | 12 671 | 21 746,55 |
| U.S. VIRGIN ISLANDS | 456 | 0 | -100,00 | 1 978 | 0 | -100,00 |
| SEYCHELLES | 79 067 | 468 050 | 491,97 | 83 646 | 190 132 | 127,31 |
| UGANDA | 346 | 42 000 | 12 038,73 | 3 150 | 10 100 | 220,63 |
| DJIBOUTI | 49 416 | 49 | -99,90 | 21 633 | 289 | -98,66 |
| SAO TOME AND PRINCIPE | 16 283 | 21 074 | 29,42 | 6 220 | 6 475 | 4,10 |

TABEL 5. PERKEMBANGAN EKSPOR INDONESIA MENURUT KOMODITI DAN NEGARA TUJUAN

| JENIS BARANG | BERAT BERSIH (KG) | | PERUB | NILAI FOB (US \$) | | PERUB |
|-------------------------------|-------------------|--------------|-----------|-------------------|--------------|----------|
| | JAN-DES 2009 | JAN-DES 2010 | % | JAN-DES 2009 | JAN-DES 2010 | % |
| | (1) | (2) | (3) | (4) | (5) | (6) |
| SOUTH AFRICA | 9 083 442 | 4 701 985 | -48,24 | 9 343 917 | 20 398 916 | 118,31 |
| COMOROS | 26 819 | 0 | -100,00 | 11 057 | 0 | -100,00 |
| MAURITIUS | 7 081 750 | 9 204 985 | 29,98 | 1 542 350 | 2 048 730 | 32,83 |
| RWANDA | 0 | 50 528 | - | 0 | 18 341 | - |
| VIRGIN ISLANDS (BRITISH) | 292 | 565 | 93,49 | 446 | 1 651 | 270,18 |
| AUSTRALIA | 40 693 157 | 34 293 938 | -15,73 | 26 163 070 | 16 602 806 | -36,54 |
| NEW ZEALAND | 1 191 111 | 1 624 323 | 36,37 | 574 182 | 915 062 | 59,37 |
| GUAM | 4 727 | 2 756 | -41,70 | 10 450 | 11 133 | 6,54 |
| PALAU | 16 | 567 | 3 443,75 | 327 | 3 361 | 927,83 |
| NEW CALEDONIA | 38 257 | 50 036 | 30,79 | 42 881 | 69 375 | 61,78 |
| NORTHERN MARIANA ISLANDS | 35 | 4 | -88,57 | 108 | 15 | -86,11 |
| SAINT VINCENT AND THE GRENADI | 177 | 12 | -93,22 | 2 713 | 285 | -89,50 |
| VANUATU | 123 285 | 24 886 | -79,81 | 41 098 | 24 639 | -40,05 |
| WALLIS AND FUTUNA ISLANDS | 100 | 308 | 208,00 | 185 | 849 | 358,92 |
| AMERICAN SAMOA | 172 313 | 227 491 | 32,02 | 51 414 | 72 971 | 41,93 |
| COOK ISLANDS | 1 015 | 275 | -72,91 | 1 681 | 1 564 | -6,96 |
| FIJI | 343 851 | 49 593 | -85,58 | 135 001 | 58 981 | -56,31 |
| SAMOA | 406 396 | 274 368 | -32,49 | 126 430 | 74 370 | -41,18 |
| TONGA | 1 | 140 | 13 900,00 | 6 568 | 132 | -97,99 |
| TOKELAU | 14 331 | 0 | -100,00 | 12 508 | 0 | -100,00 |
| EAST TIMOR | 3 635 324 | 3 247 662 | -10,66 | 3 179 861 | 1 853 989 | -41,70 |
| UNITED STATES | 25 087 235 | 25 283 440 | 0,78 | 50 320 194 | 68 934 577 | 36,99 |
| CANADA | 4 006 656 | 4 963 374 | 23,88 | 4 028 170 | 5 029 711 | 24,86 |
| MEXICO | 69 947 | 381 494 | 445,40 | 259 909 | 617 763 | 137,68 |
| GUATEMALA | 393 | 24 115 | 6 036,13 | 1 705 | 51 268 | 2 906,92 |
| HONDURAS | 0 | 174 | - | 0 | 384 | - |
| PANAMA | 377 222 | 360 961 | -4,31 | 98 505 | 106 956 | 8,58 |
| SURINAME | 1 552 | 694 | -55,28 | 2 655 | 1 082 | -59,25 |
| CHILE | 160 655 | 153 787 | -4,27 | 98 978 | 257 521 | 160,18 |
| VENEZUELA | 17 867 | 6 604 | -63,04 | 14 583 | 9 374 | -35,72 |
| ARGENTINA | 112 856 | 263 715 | 133,67 | 211 648 | 383 402 | 81,15 |
| BRAZIL | 100 150 | 47 649 | -52,42 | 53 230 | 55 020 | 3,36 |
| COLOMBIA | 49 383 | 164 857 | 233,83 | 66 569 | 211 622 | 217,90 |
| BOLIVIA | 25 001 | 46 330 | 85,31 | 6 498 | 13 576 | 108,93 |
| URUGUAY | 27 509 | 104 831 | 281,08 | 11 688 | 31 691 | 171,14 |
| ECUADOR | 4 819 | 88 | -98,17 | 3 844 | 75 | -98,05 |
| PERU | 189 425 | 217 654 | 14,90 | 74 637 | 113 534 | 52,11 |
| TRINIDAD AND TOBAGO | 50 599 | 25 504 | -49,60 | 26 017 | 13 672 | -47,45 |
| BAHAMAS | 38 725 | 325 | -99,16 | 23 998 | 333 | -98,61 |
| JAMAICA | 702 829 | 734 151 | 4,46 | 229 531 | 255 316 | 11,23 |
| PUERTO RICO | 702 430 | 531 889 | -24,28 | 326 133 | 273 811 | -16,04 |
| BELIZE | 445 | 177 | -60,22 | 1 304 | 700 | -46,32 |
| DOMINICAN REPUBLIC | 26 136 | 22 125 | -15,35 | 67 504 | 38 494 | -42,98 |
| COSTA RICA | 49 004 | 7 015 | -85,68 | 18 206 | 6 710 | -63,14 |
| HAITI | 1 436 | 26 054 | 1 714,35 | 1 547 | 5 815 | 275,89 |
| BARBADOS | 4 017 | 5 625 | 40,03 | 6 891 | 8 739 | 26,82 |
| ANTIGUA AND BARBUDA | 2 994 | 4 241 | 41,65 | 6 726 | 13 526 | 101,10 |
| ANGUILLA | 288 | 856 | 197,22 | 402 | 2 710 | 574,13 |
| ARUBA | 237 | 236 | -0,42 | 292 | 239 | -18,15 |
| BERMUDA | 392 | 779 | 98,72 | 1 467 | 1 646 | 12,20 |
| CAYMAN ISLANDS | 1 234 | 604 | -51,05 | 1 439 | 660 | -54,13 |
| FRENCH GUIANA | 2 824 | 602 | -78,68 | 9 673 | 562 | -94,19 |
| FRENCH POLYNESIA | 92 188 | 69 526 | -24,58 | 66 367 | 37 710 | -43,18 |
| GRENADA | 52 244 | 50 521 | -3,30 | 20 930 | 13 976 | -33,23 |
| MARTINIQUE | 56 053 | 2 115 | -96,23 | 17 579 | 6 344 | -63,91 |
| NETHERLANDS ANTILLES | 28 025 | 12 051 | -57,00 | 22 119 | 11 504 | -47,99 |
| SAINT LUCIA | 3 487 | 48 | -98,62 | 4 057 | 233 | -94,26 |
| TURKS AND CAICOS ISLANDS | 37 | 0 | -100,00 | 109 | 0 | -100,00 |
| GUADELOUPE | 391 784 | 129 210 | -67,02 | 100 989 | 44 515 | -55,92 |
| SAINT KITTS AND NEVIS | 317 | 500 | 57,73 | 442 | 1 126 | 154,75 |
| UNITED KINGDOM | 9 037 564 | 7 820 753 | -13,46 | 13 989 867 | 17 413 962 | 24,48 |
| NETHERLANDS | 1 880 102 | 1 836 727 | -2,31 | 2 173 362 | 2 390 819 | 10,01 |
| FRANCE | 2 864 404 | 3 241 042 | 13,15 | 3 775 394 | 3 016 997 | -20,09 |
| GERMANY, FED. REP. OF | 768 831 | 803 603 | 4,52 | 2 373 141 | 1 595 882 | -32,75 |
| AUSTRIA | 17 758 | 8 336 | -53,06 | 28 634 | 17 581 | -38,60 |
| BELGIUM | 4 516 015 | 3 692 100 | -18,24 | 7 976 927 | 21 476 610 | 169,23 |
| SWITZERLAND | 53 144 | 100 040 | 88,24 | 191 144 | 168 564 | -11,81 |
| LUXEMBOURG | 373 | 87 | -76,68 | 390 | 1 110 | 184,62 |
| MONACO | 72 641 | 0 | -100,00 | 16 149 | 0 | -100,00 |
| DENMARK | 52 345 | 50 919 | -2,72 | 139 421 | 97 259 | -30,24 |
| NORWAY | 1 834 982 | 1 946 471 | 6,08 | 913 839 | 880 001 | -3,70 |
| SWEDEN | 2 232 048 | 2 394 609 | 7,28 | 1 742 021 | 2 651 589 | 52,21 |
| FINLAND | 127 755 | 215 773 | 68,90 | 888 942 | 1 541 504 | 73,41 |
| IRELAND | 247 223 | 263 264 | 6,49 | 497 553 | 573 259 | 15,22 |
| ITALY | 6 499 019 | 6 832 223 | 5,13 | 6 230 348 | 6 195 285 | -0,56 |
| SPAIN | 693 442 | 1 222 014 | 76,22 | 1 339 191 | 1 099 489 | -17,90 |
| PORTUGAL | 84 022 | 32 219 | -61,65 | 97 496 | 49 215 | -49,52 |
| ICELAND | 0 | 11 500 | - | 0 | 5 997 | - |

TABEL 5. PERKEMBANGAN EKSPOR INDONESIA MENURUT KOMODITI DAN NEGARA TUJUAN

| JENIS BARANG | BERAT BERSIH (KG) | | PERUB | NILAI FOB (US \$) | | PERUB |
|------------------------------------|-------------------|------------------|--------------|--------------------|----------------------|---------------|
| | JAN-DES 2009 | JAN-DES 2010 | % | JAN-DES 2009 | JAN-DES 2010 | % |
| | (1) | (2) | (3) | (4) | (5) | (6) |
| GREECE | 2 816 690 | 982 520 | -65,12 | 895 629 | 520 775 | -41,85 |
| DEMOCRATIC REPUBLIC OF THE C | 160 058 | 0 | -100,00 | 45 385 | 0 | -100,00 |
| HUNGARY | 34 707 | 18 144 | -47,72 | 57 460 | 21 947 | -61,80 |
| POLAND | 378 252 | 44 280 | -88,29 | 117 833 | 68 226 | -42,10 |
| ROMANIA | 13 528 | 8 841 | -34,65 | 22 075 | 16 843 | -23,70 |
| BULGARIA | 12 071 | 138 | -98,86 | 11 433 | 441 | -96,14 |
| YUGOSLAVIA | 5 946 | 2 679 | -54,94 | 9 011 | 4 727 | -47,54 |
| ALBANIA | 0 | 70 441 | - | 0 | 30 077 | - |
| AZERBAIJAN | 74 | 9 | -87,84 | 400 | 22 | -94,50 |
| UKRAINE | 507 615 | 210 779 | -58,48 | 257 721 | 349 506 | 35,61 |
| LITHUANIA | 1 | 770 | 76 900,00 | 184 | 1 900 | 932,61 |
| LATVIA | 376 | 6 391 | 1 599,73 | 2 061 | 10 200 | 394,91 |
| ESTONIA | 37 471 | 98 | -99,74 | 22 000 | 351 | -98,40 |
| GEORGIA | 4 064 | 867 | -78,67 | 63 795 | 4 752 | -92,55 |
| CROATIA | 95 072 | 51 699 | -45,62 | 64 042 | 28 194 | -55,98 |
| MALTA | 329 045 | 101 340 | -69,20 | 132 687 | 45 610 | -65,63 |
| SLOVAKIA | 18 836 | 6 850 | -63,63 | 28 041 | 50 285 | 79,33 |
| SLOVENIA | 4 893 | 4 803 | -1,84 | 9 622 | 8 229 | -14,48 |
| CZECH REPUBLIC | 1 289 989 | 927 453 | -28,10 | 432 660 | 296 351 | -31,50 |
| REP. OF MACEDONIA | 23 801 | 0 | -100,00 | 6 491 | 0 | -100,00 |
| RUSSIA FEDERATION | 110 387 | 34 428 | -68,81 | 295 407 | 161 997 | -45,16 |
| -EMAS BATANGAN | 25 358 | 32 760 | 29,19 | 754 433 897 | 1 130 396 024 | 49,83 |
| JAPAN | 157 | 0 | -100,00 | 4 636 111 | 0 | -100,00 |
| HONG KONG | 7 857 | 12 136 | 54,46 | 245 865 940 | 435 141 437 | 76,98 |
| KOREA, REPUBLIC OF | 1 | 0 | -100,00 | 18 175 | 0 | -100,00 |
| THAILAND | 0 | 1 | - | 0 | 20 255 | - |
| SINGAPORE | 6 562 | 5 218 | -20,48 | 191 488 116 | 184 887 063 | -3,45 |
| MALAYSIA | 798 | 676 | -15,29 | 23 666 723 | 22 526 054 | -4,82 |
| INDIA | 100 | 0 | -100,00 | 2 978 834 | 0 | -100,00 |
| UNITED ARAB EMIRATES | 742 | 419 | -43,53 | 16 579 992 | 10 590 642 | -36,12 |
| AUSTRALIA | 6 678 | 14 012 | 109,82 | 205 987 288 | 470 520 093 | 128,42 |
| UNITED STATES | 659 | 221 | -66,46 | 11 660 847 | 4 376 209 | -62,47 |
| UNITED KINGDOM | 0 | 14 | - | 0 | 520 164 | - |
| GERMANY, FED. REP. OF | 3 | 0 | -100,00 | 40 995 | 0 | -100,00 |
| SWITZERLAND | 1 528 | 0 | -100,00 | 46 452 481 | 0 | -100,00 |
| DENMARK | 8 | 0 | -100,00 | 12 378 | 0 | -100,00 |
| ITALY | 250 | 63 | -74,80 | 5 043 222 | 1 814 107 | -64,03 |
| SPAIN | 15 | 0 | -100,00 | 2 795 | 0 | -100,00 |
| -PESAWAT UDARA DAN BAGIANNY | 3 906 878 | 3 778 434 | -3,29 | 239 100 896 | 127 338 881 | -46,74 |
| JAPAN | 5 433 | 1 398 | -74,27 | 224 091 | 803 054 | 258,36 |
| HONG KONG | 38 747 | 190 220 | 390,93 | 4 178 485 | 3 025 443 | -27,59 |
| KOREA, REPUBLIC OF | 128 789 | 194 125 | 50,73 | 2 347 607 | 17 015 753 | 624,81 |
| TAIWAN | 23 447 | 13 855 | -40,91 | 2 202 309 | 1 094 250 | -50,31 |
| CHINA | 12 611 | 9 370 | -25,70 | 1 068 376 | 1 464 248 | 37,05 |
| THAILAND | 6 586 | 646 529 | 9 716,72 | 2 160 892 | 6 660 821 | 208,24 |
| SINGAPORE | 282 754 | 315 202 | 11,48 | 44 384 496 | 13 745 174 | -69,03 |
| PHILIPPINES | 635 | 16 674 | 2 525,83 | 3 952 | 15 092 587 | 381 797,44 |
| MALAYSIA | 397 037 | 326 860 | -17,68 | 44 337 236 | 9 583 780 | -78,38 |
| BRUNEI DARUSSALAM | 78 740 | 289 835 | 268,09 | 15 435 058 | 545 769 | -96,46 |
| NEPAL | 182 | 0 | -100,00 | 13 745 | 0 | -100,00 |
| VIET NAM | 281 | 83 | -70,46 | 11 744 | 10 050 | -14,42 |
| INDIA | 36 150 | 140 162 | 287,72 | 1 500 000 | 1 501 410 | 0,09 |
| PAKISTAN | 83 729 | 214 341 | 155,99 | 1 744 336 | 2 731 172 | 56,57 |
| BANGLADESH | 21 421 | 40 595 | 89,51 | 2 000 051 | 1 521 150 | -23,94 |
| SRI LANKA | 380 | 0 | -100,00 | 4 728 | 0 | -100,00 |
| IRAN (ISLAMIC REPUBLIC OF) | 234 074 | 336 | -99,86 | 3 986 985 | 3 000 | -99,92 |
| SAUDI ARABIA | 217 446 | 215 864 | -0,73 | 2 141 936 | 2 099 026 | -2,00 |
| ISRAEL | 0 | 31 294 | - | 0 | 258 542 | - |
| KUWAIT | 0 | 69 | - | 0 | 30 | - |
| JORDAN | 0 | 149 | - | 0 | 5 768 | - |
| YEMEN | 497 | 181 | -63,58 | 53 408 | 18 050 | -66,20 |
| OMAN | 246 763 | 0 | -100,00 | 3 114 821 | 0 | -100,00 |
| SYRIA ARAB REPUBLIC | 0 | 532 | - | 0 | 25 678 | - |
| TURKEY | 35 | 235 | 571,43 | 20 047 | 174 095 | 768,43 |
| UNITED ARAB EMIRATES | 21 691 | 234 980 | 983,31 | 408 679 | 2 771 597 | 578,18 |
| QATAR | 162 | 0 | -100,00 | 154 000 | 0 | -100,00 |
| BAHRAIN | 11 | 0 | -100,00 | 3 322 | 0 | -100,00 |
| EGYPT | 0 | 3 | - | 0 | 10 | - |
| ALGERIA | 1 301 | 0 | -100,00 | 100 000 | 0 | -100,00 |
| SUDAN | 11 | 0 | -100,00 | 1 500 | 0 | -100,00 |
| KENYA | 761 | 1 740 | 128,65 | 76 000 | 139 000 | 82,89 |
| GHANA | 32 333 | 0 | -100,00 | 1 033 906 | 0 | -100,00 |
| CAMEROON | 270 | 1 305 | 383,33 | 4 000 | 100 000 | 2 400,00 |
| NIGERIA | 434 119 | 429 804 | -0,99 | 2 090 600 | 4 036 300 | 93,07 |
| SENEGAL | 0 | 170 | - | 0 | 15 141 | - |
| BURKINA FASO | 58 | 5 | -91,38 | 1 163 | 19 350 | 1 563,80 |

TABEL 5. PERKEMBANGAN EKSPOR INDONESIA MENURUT KOMODITI DAN NEGARA TUJUAN

| JENIS BARANG | BERAT BERSIH (KG) | | PERUB | NILAI FOB (US \$) | | PERUB |
|-----------------------------------|--------------------|--------------------|---------------|----------------------|----------------------|-------------|
| | JAN-DES 2009 | JAN-DES 2010 | % | JAN-DES 2009 | JAN-DES 2010 | % |
| | (1) | (2) | (3) | (4) | (5) | (6) |
| SEYCHELLES | 7 634 | 0 | -100,00 | 4 410 | 0 | -100,00 |
| SOUTH AFRICA | 287 920 | 1 906 | -99,34 | 10 017 225 | 104 926 | -98,95 |
| AUSTRALIA | 94 876 | 22 318 | -76,48 | 3 034 722 | 828 856 | -72,69 |
| NEW ZEALAND | 15 457 | 4 733 | -69,38 | 3 178 081 | 86 238 | -97,29 |
| NEW CALEDONIA | 7 | 0 | -100,00 | 10 | 0 | -100,00 |
| VANUATU | 23 | 0 | -100,00 | 2 | 0 | -100,00 |
| EAST TIMOR | 6 502 | 2 855 | -56,09 | 24 818 | 29 941 | 20,64 |
| UNITED STATES | 590 233 | 144 521 | -75,51 | 18 416 303 | 6 429 520 | -65,09 |
| CANADA | 9 079 | 12 354 | 36,07 | 1 303 751 | 1 070 677 | -17,88 |
| MEXICO | 246 | 0 | -100,00 | 1 000 | 0 | -100,00 |
| CHILE | 375 | 0 | -100,00 | 15 000 | 0 | -100,00 |
| BRAZIL | 24 | 4 | -83,33 | 21 524 | 500 | -97,68 |
| COLOMBIA | 6 | 0 | -100,00 | 15 101 | 0 | -100,00 |
| DOMINICAN REPUBLIC | 64 | 0 | -100,00 | 74 | 0 | -100,00 |
| COSTA RICA | 353 | 0 | -100,00 | 119 | 0 | -100,00 |
| FRENCH POLYNESIA | 409 | 0 | -100,00 | 160 | 0 | -100,00 |
| UNITED KINGDOM | 181 225 | 126 348 | -30,28 | 52 242 868 | 19 306 760 | -63,04 |
| NETHERLANDS | 33 294 | 32 317 | -2,93 | 1 974 891 | 1 044 538 | -47,11 |
| FRANCE | 37 002 | 28 342 | -23,40 | 2 136 585 | 1 417 166 | -33,67 |
| GERMANY, FED. REP. OF | 14 491 | 25 441 | 75,56 | 1 931 647 | 2 761 428 | 42,96 |
| AUSTRIA | 7 | 0 | -100,00 | 500 | 0 | -100,00 |
| BELGIUM | 9 207 | 8 451 | -8,21 | 752 856 | 1 055 060 | 40,14 |
| SWITZERLAND | 13 489 | 16 252 | 20,48 | 397 984 | 416 900 | 4,75 |
| DENMARK | 1 000 | 12 | -98,80 | 135 245 | 2 300 | -98,30 |
| NORWAY | 0 | 3 200 | - | 0 | 518 400 | - |
| SWEDEN | 2 453 | 11 | -99,55 | 237 500 | 10 279 | -95,67 |
| IRELAND | 58 660 | 749 | -98,72 | 134 662 | 25 650 | -80,95 |
| ITALY | 4 376 | 1 | -99,98 | 84 627 | 5 | -99,99 |
| SPAIN | 13 279 | 28 939 | 117,93 | 5 980 323 | 7 517 987 | 25,71 |
| PORTUGAL | 3 842 | 62 | -98,39 | 50 321 | 18 737 | -62,77 |
| GREECE | 214 036 | 4 | -100,00 | 2 006 750 | 50 | -100,00 |
| ROMANIA | 690 | 3 572 | 417,68 | 186 354 | 232 287 | 24,65 |
| RUSSIA FEDERATION | 165 | 126 | -23,64 | 8 010 | 428 | -94,66 |
| -KAPAL LAUT DAN SEJENISNYA | 372 041 616 | 309 946 580 | -16,69 | 1 080 175 553 | 1 136 962 089 | 5,26 |
| JAPAN | 115 | 188 668 | 163 959,13 | 2 176 | 296 764 | 13 538,05 |
| HONG KONG | 4 964 000 | 7 720 300 | 55,53 | 1 570 000 | 7 030 963 | 347,83 |
| KOREA, REPUBLIC OF | 16 009 | 5 797 | -63,79 | 3 258 | 18 083 | 455,03 |
| TAIWAN | 3 338 | 0 | -100,00 | 651 | 0 | -100,00 |
| CHINA | 14 526 420 | 36 051 000 | 148,18 | 245 412 049 | 15 742 164 | -93,59 |
| PAPUA NEW GUINEA | 4 000 | 0 | -100,00 | 1 351 | 0 | -100,00 |
| THAILAND | 9 670 192 | 21 523 784 | 122,58 | 28 220 872 | 280 717 896 | 894,72 |
| SINGAPORE | 260 395 308 | 189 922 109 | -27,06 | 627 225 316 | 672 346 839 | 7,19 |
| PHILIPPINES | 2 019 902 | 3 475 | -99,83 | 5 785 254 | 27 900 | -99,52 |
| MALAYSIA | 22 433 429 | 17 627 687 | -21,42 | 61 755 596 | 71 803 858 | 16,27 |
| MYANMAR (FORM. BURMA) | 0 | 1 875 000 | - | 0 | 716 967 | - |
| CAMBODIA | 2 638 000 | 0 | -100,00 | 3 323 562 | 0 | -100,00 |
| BRUNEI DARUSSALAM | 81 716 | 620 000 | 658,73 | 155 473 | 662 820 | 326,32 |
| VIET NAM | 8 263 517 | 699 663 | -91,53 | 8 454 796 | 699 842 | -91,72 |
| MALDIVES | 90 560 | 13 352 | -85,26 | 66 934 | 3 419 | -94,89 |
| INDIA | 5 563 000 | 2 972 543 | -46,57 | 3 522 960 | 1 787 756 | -49,25 |
| BANGLADESH | 300 | 0 | -100,00 | 500 | 0 | -100,00 |
| SRI LANKA | 3 551 000 | 0 | -100,00 | 10 039 838 | 0 | -100,00 |
| SAUDI ARABIA | 2 910 000 | 0 | -100,00 | 14 023 662 | 0 | -100,00 |
| KUWAIT | 11 998 | 0 | -100,00 | 60 500 | 0 | -100,00 |
| UNITED ARAB EMIRATES | 2 523 792 | 5 700 875 | 125,89 | 2 651 833 | 4 680 000 | 76,48 |
| QATAR | 5 861 | 0 | -100,00 | 33 417 | 0 | -100,00 |
| BAHRAIN | 516 000 | 0 | -100,00 | 571 361 | 0 | -100,00 |
| LIBYAN ARAB JAMAHIRIYA | 0 | 10 000 | - | 0 | 96 000 | - |
| EQUATORIAL GUINEA | 0 | 56 000 | - | 0 | 460 000 | - |
| LIBERIA | 0 | 126 196 | - | 0 | 125 000 | - |
| NIGERIA | 3 053 600 | 0 | -100,00 | 5 255 471 | 0 | -100,00 |
| SOUTH AFRICA | 482 | 0 | -100,00 | 12 650 | 0 | -100,00 |
| AUSTRALIA | 7 923 870 | 7 629 694 | -3,71 | 25 389 074 | 45 160 158 | 77,87 |
| NEW ZEALAND | 80 400 | 0 | -100,00 | 35 000 | 0 | -100,00 |
| FIJI | 4 227 000 | 0 | -100,00 | 25 006 713 | 0 | -100,00 |
| EAST TIMOR | 7 125 | 4 191 | -41,18 | 59 466 | 1 044 | -98,24 |
| UNITED STATES | 4 346 | 0 | -100,00 | 231 830 | 0 | -100,00 |
| CANADA | 12 000 100 | 160 | -100,00 | 3 510 000 | 35 400 | -98,99 |
| MEXICO | 133 406 | 0 | -100,00 | 533 623 | 0 | -100,00 |
| PANAMA | 0 | 15 830 | - | 0 | 38 500 | - |
| COLOMBIA | 41 400 | 0 | -100,00 | 61 864 | 0 | -100,00 |
| TRINIDAD AND TOBAGO | 625 000 | 0 | -100,00 | 1 428 006 | 0 | -100,00 |
| NETHERLANDS ANTILLES | 0 | 186 000 | - | 0 | 6 645 504 | - |
| UNITED KINGDOM | 3 026 551 | 0 | -100,00 | 5 336 266 | 0 | -100,00 |
| NETHERLANDS | 31 | 1 825 | 5 787,10 | 1 020 | 5 550 | 444,12 |
| FRANCE | 705 892 | 3 225 | -99,54 | 223 000 | 66 220 | -70,30 |
| GERMANY, FED. REP. OF | 3 009 | 0 | -100,00 | 2 793 | 0 | -100,00 |
| BELGIUM | 13 199 | 4 400 | -66,66 | 98 879 | 33 603 | -66,02 |
| LUXEMBOURG | 0 | 242 133 | - | 0 | 536 992 | - |
| DENMARK | 960 | 0 | -100,00 | 800 | 0 | -100,00 |

TABEL 5. PERKEMBANGAN EKSPOR INDONESIA MENURUT KOMODITI DAN NEGARA TUJUAN

| JENIS BARANG | BERAT BERSIH (KG) | | PERUB | NILAI FOB (US \$) | | PERUB |
|-----------------------------------|-------------------|-------------------|--------------|--------------------|--------------------|--------------|
| | JAN-DES 2009 | JAN-DES 2010 | % | JAN-DES 2009 | JAN-DES 2010 | % |
| (1) | (2) | (3) | (4) | (5) | (6) | (7) |
| ITALY | 6 100 | 16 742 673 | 274 370,05 | 102 703 | 27 222 847 | 26 406,38 |
| CROATIA | 68 | 0 | -100,00 | 436 | 0 | -100,00 |
| CZECH REPUBLIC | 620 | 0 | -100,00 | 4 600 | 0 | -100,00 |
| -PERLENGKAPAN OLAHRAGA DAN | 29 854 554 | 36 998 389 | 23,93 | 253 978 003 | 373 268 724 | 46,97 |
| JAPAN | 1 250 009 | 1 031 809 | -17,46 | 19 737 087 | 24 155 357 | 22,39 |
| HONG KONG | 459 956 | 719 935 | 56,52 | 4 391 448 | 7 901 016 | 79,92 |
| KOREA, REPUBLIC OF | 428 626 | 364 804 | -14,89 | 2 405 647 | 2 513 051 | 4,46 |
| TAIWAN | 63 906 | 17 664 | -72,36 | 128 892 | 75 891 | -41,12 |
| CHINA | 630 317 | 270 966 | -57,01 | 5 160 935 | 3 458 677 | -32,98 |
| PAPUA NEW GUINEA | 530 | 2 525 | 376,42 | 3 690 | 14 991 | 306,26 |
| THAILAND | 56 652 | 494 597 | 773,04 | 368 837 | 523 297 | 41,88 |
| SINGAPORE | 489 253 | 337 679 | -30,98 | 7 026 380 | 7 473 161 | 6,36 |
| PHILIPPINES | 64 701 | 69 391 | 7,25 | 346 818 | 458 811 | 32,29 |
| MALAYSIA | 317 363 | 348 708 | 9,88 | 2 167 938 | 1 939 110 | -10,56 |
| CAMBODIA | 0 | 189 | - | 0 | 130 | - |
| BRUNEI DARUSSALAM | 17 250 | 595 | -96,55 | 36 011 | 7 970 | -77,87 |
| VIET NAM | 13 874 | 12 032 | -13,28 | 101 342 | 137 085 | 35,27 |
| MALDIVES | 2 175 | 4 509 | 107,31 | 8 477 | 11 380 | 34,25 |
| INDIA | 110 339 | 121 120 | 9,77 | 1 093 990 | 1 130 686 | 3,35 |
| PAKISTAN | 136 174 | 228 642 | 67,90 | 339 989 | 665 347 | 95,70 |
| BANGLADESH | 0 | 1 294 | - | 0 | 10 850 | - |
| SRI LANKA | 126 137 | 204 369 | 62,02 | 97 280 | 136 168 | 39,98 |
| IRAN (ISLAMIC REPUBLIC OF) | 12 905 | 23 115 | 79,12 | 68 762 | 85 891 | 24,91 |
| SAUDI ARABIA | 395 266 | 371 468 | -6,02 | 973 613 | 1 194 599 | 22,70 |
| ISRAEL | 26 627 | 41 704 | 56,62 | 192 137 | 342 004 | 78,00 |
| KUWAIT | 14 355 | 19 257 | 34,15 | 67 994 | 120 616 | 77,39 |
| JORDAN | 29 321 | 10 228 | -65,12 | 113 135 | 63 846 | -43,57 |
| LEBANON | 30 802 | 16 465 | -46,55 | 94 500 | 62 451 | -33,91 |
| SYRIA ARAB REPUBLIC | 5 107 | 4 862 | -4,80 | 9 847 | 60 472 | 514,12 |
| TURKEY | 15 474 | 193 151 | 1 148,23 | 92 724 | 689 253 | 643,34 |
| UNITED ARAB EMIRATES | 227 624 | 307 035 | 34,89 | 1 502 171 | 2 125 949 | 41,53 |
| BAHRAIN | 0 | 313 | - | 0 | 2 166 | - |
| CYPRUS | 2 399 | 6 722 | 180,20 | 14 839 | 62 450 | 320,85 |
| EGYPT | 15 779 | 22 155 | 40,41 | 108 122 | 174 741 | 61,61 |
| LIBYAN ARAB JAMAHIRIYA | 0 | 51 | - | 0 | 125 | - |
| MOROCCO | 10 939 | 1 574 | -85,61 | 117 568 | 24 523 | -79,14 |
| ALGERIA | 29 471 | 9 593 | -67,45 | 86 013 | 18 468 | -78,53 |
| SUDAN | 49 293 | 41 480 | -15,85 | 298 941 | 287 678 | -3,77 |
| NAMIBIA | 0 | 21 | - | 0 | 188 | - |
| ETHIOPIA | 0 | 153 | - | 0 | 150 | - |
| TANZANIA, UNITED REPUBLIC OF | 0 | 1 259 | - | 0 | 15 033 | - |
| MADAGASCAR | 2 993 | 0 | -100,00 | 1 110 | 0 | -100,00 |
| REUNION | 826 | 517 | -37,41 | 7 310 | 3 536 | -51,63 |
| TOGO | 130 | 380 | 192,31 | 258 | 812 | 214,73 |
| LIBERIA | 0 | 2 077 | - | 0 | 1 055 | - |
| GUINEA | 27 593 | 646 | -97,66 | 142 774 | 2 945 | -97,94 |
| ANGOLA | 15 558 | 7 654 | -50,80 | 10 704 | 4 074 | -61,94 |
| CONGO | 253 | 0 | -100,00 | 108 | 0 | -100,00 |
| CAMEROON | 28 | 163 | 482,14 | 36 | 267 | 641,67 |
| NIGERIA | 82 602 | 105 715 | 27,98 | 422 485 | 589 879 | 39,62 |
| COTE D'IVOIRE | 0 | 110 | - | 0 | 126 | - |
| SENEGAL | 907 | 0 | -100,00 | 810 | 0 | -100,00 |
| MAURITANIA | 0 | 175 | - | 0 | 500 | - |
| MALI | 0 | 127 | - | 0 | 168 | - |
| BENIN | 140 | 1 243 | 787,86 | 192 | 2 988 | 1 456,25 |
| U.S. VIRGIN ISLANDS | 89 | 0 | -100,00 | 825 | 0 | -100,00 |
| SWAZILAND | 0 | 197 | - | 0 | 255 | - |
| SOUTH AFRICA | 74 703 | 119 015 | 59,32 | 517 473 | 1 009 187 | 95,02 |
| MAURITIUS | 3 429 | 2 584 | -24,64 | 25 924 | 42 339 | 63,32 |
| AUSTRALIA | 1 155 284 | 1 274 112 | 10,29 | 8 214 895 | 9 756 851 | 18,77 |
| NEW ZEALAND | 118 815 | 179 807 | 51,33 | 640 558 | 1 139 089 | 77,83 |
| NEW CALEDONIA | 0 | 216 | - | 0 | 6 153 | - |
| AMERICAN SAMOA | 0 | 165 | - | 0 | 1 210 | - |
| FIJI | 2 711 | 1 398 | -48,43 | 11 006 | 8 731 | -20,67 |
| TONGA | 0 | 964 | - | 0 | 3 382 | - |
| EAST TIMOR | 98 312 | 153 171 | 55,80 | 96 288 | 158 626 | 64,74 |
| UNITED STATES | 10 421 482 | 13 696 006 | 31,42 | 85 847 497 | 148 982 345 | 73,54 |
| CANADA | 578 120 | 755 938 | 30,76 | 4 614 582 | 6 801 634 | 47,39 |
| MEXICO | 746 992 | 934 674 | 25,13 | 6 897 565 | 10 842 843 | 57,20 |
| GUATEMALA | 0 | 2 477 | - | 0 | 23 408 | - |
| PANAMA | 57 362 | 15 565 | -72,87 | 511 196 | 164 150 | -67,89 |
| SURINAME | 0 | 1 487 | - | 0 | 7 106 | - |
| CHILE | 72 898 | 103 600 | 42,12 | 718 423 | 1 068 375 | 48,71 |
| VENEZUELA | 127 149 | 56 677 | -55,42 | 1 248 821 | 558 693 | -55,26 |
| ARGENTINA | 129 376 | 165 777 | 28,14 | 1 058 901 | 1 402 759 | 32,47 |
| BRAZIL | 595 334 | 982 343 | 65,01 | 5 464 182 | 11 186 395 | 104,72 |
| COLOMBIA | 39 394 | 24 324 | -38,25 | 352 547 | 263 186 | -25,35 |
| URUGUAY | 1 044 | 1 351 | 29,41 | 8 400 | 11 157 | 32,82 |
| PARAGUAY | 133 | 792 | 495,49 | 4 226 | 23 817 | 463,58 |
| ECUADOR | 4 462 | 10 806 | 142,18 | 53 975 | 97 888 | 81,36 |

TABEL 5. PERKEMBANGAN EKSPOR INDONESIA MENURUT KOMODITI DAN NEGARA TUJUAN

| JENIS BARANG | BERAT BERSIH (KG) | | PERUB | NILAI FOB (US \$) | | PERUB |
|----------------------------|-------------------|-------------------|--------------|-------------------|-------------------|--------------|
| | JAN-DES 2009 | JAN-DES 2010 | % | JAN-DES 2009 | JAN-DES 2010 | % |
| | (1) | (2) | (3) | (4) | (5) | (6) |
| PERU | 53 739 | 132 866 | 147,24 | 389 751 | 1 693 657 | 334,55 |
| GUYANA | 0 | 1 310 | - | 0 | 3 727 | - |
| PUERTO RICO | 96 | 47 | -51,04 | 200 | 1 040 | 420,00 |
| DOMINICAN REPUBLIC | 0 | 996 | - | 0 | 11 211 | - |
| EL SALVADOR | 13 727 | 34 684 | 152,67 | 138 162 | 368 195 | 166,50 |
| COSTA RICA | 923 | 1 004 | 8,78 | 11 404 | 11 554 | 1,32 |
| HAITI | 8 964 | 4 532 | -49,44 | 24 032 | 13 598 | -43,42 |
| CAYMAN ISLANDS | 0 | 1 781 | - | 0 | 39 061 | - |
| FRENCH POLYNESIA | 259 | 145 | -44,02 | 288 | 1 772 | 515,28 |
| NETHERLANDS ANTILLES | 5 922 | 0 | -100,00 | 110 889 | 0 | -100,00 |
| SAINT KITTS AND NEVIS | 0 | 148 | - | 0 | 2 200 | - |
| UNITED KINGDOM | 3 332 773 | 4 067 571 | 22,05 | 23 807 024 | 32 177 249 | 35,16 |
| NETHERLANDS | 942 366 | 1 277 880 | 35,60 | 8 751 557 | 13 336 563 | 52,39 |
| FRANCE | 1 697 162 | 1 908 748 | 12,47 | 13 297 959 | 17 878 136 | 34,44 |
| GERMANY, FED. REP. OF | 1 728 158 | 1 889 893 | 9,36 | 19 026 256 | 20 478 740 | 7,63 |
| AUSTRIA | 92 198 | 83 299 | -9,65 | 1 034 330 | 1 187 556 | 14,81 |
| BELGIUM | 204 334 | 156 799 | -23,26 | 2 422 194 | 1 727 910 | -28,66 |
| SWITZERLAND | 111 968 | 131 994 | 17,89 | 765 268 | 856 299 | 11,90 |
| DENMARK | 145 926 | 151 301 | 3,68 | 1 290 339 | 1 477 944 | 14,54 |
| NORWAY | 28 600 | 21 027 | -26,48 | 216 946 | 204 090 | -5,93 |
| SWEDEN | 360 864 | 444 151 | 23,08 | 2 380 007 | 2 856 049 | 20,00 |
| FINLAND | 41 369 | 67 512 | 63,19 | 400 407 | 388 053 | -3,09 |
| IRELAND | 44 811 | 96 771 | 115,95 | 290 605 | 925 834 | 218,59 |
| ITALY | 500 133 | 727 496 | 45,46 | 4 611 550 | 7 833 123 | 69,86 |
| SPAIN | 216 487 | 389 933 | 80,12 | 2 088 862 | 3 957 556 | 89,46 |
| PORTUGAL | 31 192 | 21 076 | -32,43 | 449 271 | 356 486 | -20,65 |
| ICELAND | 2 494 | 37 573 | 1 406,54 | 34 011 | 337 993 | 893,78 |
| GREECE | 212 216 | 291 620 | 37,42 | 1 881 401 | 3 396 813 | 80,55 |
| ANDORRA | 330 | 0 | -100,00 | 2 125 | 0 | -100,00 |
| HUNGARY | 16 702 | 54 446 | 225,98 | 193 696 | 652 460 | 236,85 |
| POLAND | 138 354 | 100 247 | -27,54 | 1 430 172 | 1 107 962 | -22,53 |
| ROMANIA | 11 013 | 9 050 | -17,82 | 90 190 | 65 538 | -27,33 |
| BULGARIA | 729 | 1 651 | 126,47 | 120 | 25 336 | 21 013,33 |
| YUGOSLAVIA | 2 809 | 0 | -100,00 | 2 528 | 0 | -100,00 |
| ALBANIA | 0 | 200 | - | 0 | 2 500 | - |
| BELARUS | 1 291 | 0 | -100,00 | 15 660 | 0 | -100,00 |
| KAZAKHSTAN | 11 673 | 4 956 | -57,54 | 119 454 | 66 567 | -44,27 |
| UKRAINE | 21 276 | 48 441 | 127,68 | 202 571 | 541 262 | 167,20 |
| LITHUANIA | 1 464 | 15 330 | 947,13 | 22 584 | 63 176 | 179,74 |
| LATVIA | 8 192 | 235 501 | 2 774,77 | 83 779 | 2 224 926 | 2 555,71 |
| ESTONIA | 622 | 1 027 | 65,11 | 6 000 | 21 160 | 252,67 |
| GEORGIA | 0 | 45 | - | 0 | 28 | - |
| CROATIA | 39 796 | 60 740 | 52,63 | 133 781 | 526 227 | 293,35 |
| MALTA | 2 220 | 0 | -100,00 | 13 455 | 0 | -100,00 |
| SLOVAKIA | 3 743 | 16 207 | 332,99 | 32 775 | 236 798 | 622,50 |
| SLOVENIA | 15 744 | 6 914 | -56,08 | 107 741 | 50 866 | -52,79 |
| CZECH REPUBLIC | 183 090 | 173 550 | -5,21 | 1 773 533 | 1 923 799 | 8,47 |
| RUSSIA FEDERATION | 228 082 | 424 240 | 86,00 | 2 296 928 | 4 128 200 | 79,73 |
| -PENA DAN PENSIL | 8 219 462 | 12 151 700 | 47,84 | 66 683 705 | 89 346 898 | 33,99 |
| JAPAN | 115 434 | 129 451 | 12,14 | 1 326 078 | 1 650 894 | 24,49 |
| HONG KONG | 40 887 | 63 697 | 55,79 | 422 554 | 619 301 | 46,56 |
| KOREA, REPUBLIC OF | 53 038 | 53 707 | 1,26 | 553 593 | 556 854 | 0,59 |
| TAIWAN | 27 561 | 32 270 | 17,09 | 282 298 | 339 143 | 20,14 |
| CHINA | 51 441 | 104 365 | 102,88 | 492 802 | 939 631 | 90,67 |
| PAPUA NEW GUINEA | 556 | 989 | 77,88 | 1 760 | 2 958 | 68,07 |
| THAILAND | 249 196 | 298 945 | 19,96 | 2 505 174 | 3 183 072 | 27,06 |
| SINGAPORE | 158 778 | 161 469 | 1,69 | 1 335 840 | 1 538 988 | 15,21 |
| PHILIPPINES | 200 467 | 216 614 | 8,05 | 1 823 834 | 1 975 537 | 8,32 |
| MALAYSIA | 457 813 | 604 886 | 32,13 | 4 546 390 | 6 260 204 | 37,70 |
| BRUNEI DARUSSALAM | 380 | 195 | -48,68 | 2 725 | 439 | -83,89 |
| VIET NAM | 51 275 | 85 860 | 67,45 | 328 080 | 637 936 | 94,45 |
| MALDIVES | 4 630 | 8 024 | 73,30 | 45 341 | 65 813 | 45,15 |
| INDIA | 5 132 | 15 741 | 206,72 | 58 811 | 114 229 | 94,23 |
| PAKISTAN | 19 575 | 14 967 | -23,54 | 139 372 | 103 804 | -25,52 |
| BANGLADESH | 89 783 | 112 541 | 25,35 | 802 451 | 1 066 745 | 32,94 |
| AFGHANISTAN | 0 | 396 | - | 0 | 3 309 | - |
| IRAQ | 0 | 3 | - | 0 | 20 | - |
| IRAN (ISLAMIC REPUBLIC OF) | 254 732 | 274 644 | 7,82 | 2 288 927 | 2 946 645 | 28,73 |
| SAUDI ARABIA | 573 806 | 550 289 | -4,10 | 4 967 218 | 5 178 558 | 4,25 |
| ISRAEL | 125 | 2 155 | 1 624,00 | 938 | 18 884 | 1 913,22 |
| KUWAIT | 40 433 | 62 900 | 55,57 | 438 661 | 531 472 | 21,16 |
| JORDAN | 1 128 | 3 121 | 176,68 | 11 434 | 21 881 | 91,37 |
| LEBANON | 46 116 | 50 529 | 9,57 | 355 822 | 382 042 | 7,37 |
| OMAN | 21 427 | 409 | -98,09 | 233 632 | 3 755 | -98,39 |
| SYRIA ARAB REPUBLIC | 35 794 | 44 409 | 24,07 | 249 246 | 396 012 | 58,88 |
| TURKEY | 165 858 | 126 617 | -23,66 | 1 147 173 | 895 560 | -21,93 |
| UNITED ARAB EMIRATES | 145 242 | 162 312 | 11,75 | 1 478 073 | 1 633 763 | 10,53 |
| QATAR | 31 237 | 49 920 | 59,81 | 319 021 | 535 976 | 68,01 |
| BAHRAIN | 11 568 | 22 373 | 93,40 | 118 950 | 241 096 | 102,69 |
| EGYPT | 168 930 | 214 608 | 27,04 | 1 497 225 | 1 804 455 | 20,52 |

TABEL 5. PERKEMBANGAN EKSPOR INDONESIA MENURUT KOMODITI DAN NEGARA TUJUAN

| JENIS BARANG | BERAT BERSIH (KG) | | PERUB | NILAI FOB (US \$) | | PERUB |
|---------------------------------------|-------------------|------------------|---------------|-------------------|-------------------|---------------|
| | JAN-DES 2009 | JAN-DES 2010 | % | JAN-DES 2009 | JAN-DES 2010 | % |
| | (1) | (2) | (3) | (4) | (5) | (6) |
| LIBYAN ARAB JAMAHIRIYA | 658 | 0 | -100,00 | 2 680 | 0 | -100,00 |
| MOROCCO | 21 500 | 17 815 | -17,14 | 205 070 | 200 994 | -1,99 |
| ALGERIA | 2 212 | 1 824 | -17,54 | 10 874 | 8 708 | -19,92 |
| SUDAN | 56 | 0 | -100,00 | 1 100 | 0 | -100,00 |
| TANZANIA, UNITED REPUBLIC OF | 0 | 201 | - | 0 | 2 081 | - |
| TOGO | 79 899 | 184 721 | 131,19 | 38 385 | 98 235 | 155,92 |
| ANGOLA | 251 | 2 937 | 1 070,12 | 2 150 | 1 235 | -42,56 |
| CAMEROON | 0 | 2 | - | 0 | 14 | - |
| NIGERIA | 0 | 1 778 | - | 0 | 653 | - |
| COTE D'IVOIRE | 141 937 | 126 079 | -11,17 | 68 239 | 57 909 | -15,14 |
| MALI | 9 196 | 20 632 | 124,36 | 87 158 | 9 905 | -88,64 |
| SEYCHELLES | 0 | 252 | - | 0 | 2 914 | - |
| SOUTH AFRICA | 32 622 | 85 408 | 161,81 | 166 456 | 342 873 | 105,98 |
| AUSTRALIA | 600 664 | 774 992 | 29,02 | 4 297 420 | 5 788 000 | 34,69 |
| NEW ZEALAND | 40 090 | 50 931 | 27,04 | 374 145 | 490 099 | 30,99 |
| NEW CALEDONIA | 0 | 3 | - | 0 | 33 | - |
| FIJI | 2 779 | 957 | -65,56 | 15 101 | 7 353 | -51,31 |
| SOLOMON ISLANDS | 0 | 1 101 | - | 0 | 3 270 | - |
| EAST TIMOR | 74 426 | 99 655 | 33,90 | 66 061 | 109 364 | 65,55 |
| UNITED STATES | 2 145 822 | 4 957 390 | 131,03 | 16 832 153 | 29 249 681 | 73,77 |
| CANADA | 22 602 | 61 986 | 174,25 | 439 379 | 871 364 | 98,32 |
| MEXICO | 364 922 | 406 094 | 11,28 | 2 783 596 | 3 638 572 | 30,71 |
| GUATEMALA | 9 697 | 5 395 | -44,36 | 60 334 | 39 174 | -35,07 |
| PANAMA | 1 903 | 0 | -100,00 | 3 492 | 0 | -100,00 |
| CHILE | 2 054 | 3 778 | 83,93 | 31 811 | 41 953 | 31,88 |
| VENEZUELA | 0 | 24 797 | - | 0 | 231 903 | - |
| ARGENTINA | 4 346 | 13 852 | 218,73 | 68 216 | 223 291 | 227,33 |
| BRAZIL | 65 703 | 144 008 | 119,18 | 490 015 | 1 143 994 | 133,46 |
| COLOMBIA | 309 433 | 222 976 | -27,94 | 2 298 877 | 1 556 798 | -32,28 |
| ECUADOR | 44 720 | 75 651 | 69,17 | 348 555 | 558 222 | 60,15 |
| PERU | 18 844 | 39 392 | 109,04 | 148 737 | 272 955 | 83,52 |
| PUERTO RICO | 462 | 0 | -100,00 | 3 384 | 0 | -100,00 |
| EL SALVADOR | 8 151 | 4 686 | -42,51 | 52 491 | 32 132 | -38,79 |
| COSTA RICA | 11 613 | 12 775 | 10,01 | 84 198 | 100 116 | 18,91 |
| FRENCH POLYNESIA | 0 | 4 | - | 0 | 50 | - |
| NETHERLANDS ANTILLES | 1 | 0 | -100,00 | 28 | 0 | -100,00 |
| UNITED KINGDOM | 106 126 | 163 677 | 54,23 | 849 518 | 1 310 866 | 54,31 |
| NETHERLANDS | 400 590 | 400 289 | -0,08 | 2 819 713 | 2 646 927 | -6,13 |
| FRANCE | 30 776 | 33 163 | 7,76 | 199 897 | 245 431 | 22,78 |
| GERMANY, FED. REP. OF | 344 763 | 406 863 | 18,01 | 2 639 128 | 3 050 813 | 15,60 |
| BELGIUM | 751 | 0 | -100,00 | 6 010 | 0 | -100,00 |
| DENMARK | 6 279 | 13 672 | 117,74 | 60 403 | 123 479 | 104,43 |
| NORWAY | 8 481 | 7 861 | -7,31 | 91 684 | 99 360 | 8,37 |
| SWEDEN | 107 405 | 68 427 | -36,29 | 1 262 143 | 789 689 | -37,43 |
| FINLAND | 1 387 | 963 | -30,57 | 21 671 | 12 837 | -40,76 |
| IRELAND | 27 414 | 21 237 | -22,53 | 333 897 | 298 040 | -10,74 |
| ITALY | 63 677 | 99 478 | 56,22 | 754 763 | 1 045 025 | 38,46 |
| SPAIN | 28 391 | 31 811 | 12,05 | 261 171 | 308 895 | 18,27 |
| PORTUGAL | 4 813 | 42 712 | 787,43 | 20 937 | 127 445 | 508,71 |
| DEMOCRATIC REPUBLIC OF THE C | 0 | 15 | - | 0 | 23 | - |
| HUNGARY | 8 036 | 3 118 | -61,20 | 188 912 | 47 737 | -74,73 |
| KAZAKHSTAN | 0 | 29 | - | 0 | 134 | - |
| LATVIA | 0 | 220 | - | 0 | 5 579 | - |
| MALTA | 707 | 621 | -12,16 | 11 221 | 9 164 | -18,33 |
| CZECH REPUBLIC | 40 948 | 47 066 | 14,94 | 409 030 | 492 633 | 20,44 |
| RUSSIA FEDERATION | 13 | 0 | -100,00 | 79 | 0 | -100,00 |
| -BATU SEMI PERMATA | 7 694 | 286 | -96,28 | 643 745 | 7 862 | -98,78 |
| JAPAN | 441 | 17 | -96,15 | 99 672 | 68 | -99,93 |
| HONG KONG | 0 | 240 | - | 0 | 2 400 | - |
| SINGAPORE | 3 | 1 | -66,67 | 468 | 32 | -93,16 |
| MALAYSIA | 3 440 | 0 | -100,00 | 508 672 | 0 | -100,00 |
| INDIA | 0 | 10 | - | 0 | 1 106 | - |
| AUSTRALIA | 1 | 0 | -100,00 | 4 491 | 0 | -100,00 |
| UNITED STATES | 2 802 | 0 | -100,00 | 17 268 | 0 | -100,00 |
| CANADA | 13 | 0 | -100,00 | 170 | 0 | -100,00 |
| ARGENTINA | 718 | 0 | -100,00 | 7 713 | 0 | -100,00 |
| BRAZIL | 21 | 0 | -100,00 | 14 | 0 | -100,00 |
| FRENCH POLYNESIA | 123 | 0 | -100,00 | 900 | 0 | -100,00 |
| UNITED KINGDOM | 0 | 18 | - | 0 | 4 256 | - |
| ITALY | 132 | 0 | -100,00 | 4 377 | 0 | -100,00 |
| -KOPER, TAS, DOMPET PLASTIK/TE | 6 853 253 | 9 690 568 | 41,40 | 47 299 660 | 63 068 321 | 33,34 |
| JAPAN | 752 110 | 818 911 | 8,88 | 6 420 082 | 7 048 127 | 9,78 |
| HONG KONG | 96 458 | 191 461 | 98,49 | 940 868 | 1 901 012 | 102,05 |
| KOREA, REPUBLIC OF | 89 641 | 125 472 | 39,97 | 346 571 | 502 658 | 45,04 |
| TAIWAN | 39 153 | 61 188 | 56,28 | 170 850 | 258 998 | 51,59 |
| CHINA | 86 243 | 99 429 | 15,29 | 1 356 842 | 1 842 459 | 35,79 |
| PAPUA NEW GUINEA | 174 | 502 | 188,51 | 1 303 | 3 932 | 201,77 |
| THAILAND | 46 030 | 95 683 | 107,87 | 253 530 | 621 488 | 145,13 |
| SINGAPORE | 127 984 | 196 507 | 53,54 | 1 410 054 | 2 991 923 | 112,18 |

TABEL 5. PERKEMBANGAN EKSPOR INDONESIA MENURUT KOMODITI DAN NEGARA TUJUAN

| JENIS BARANG | BERAT BERSIH (KG) | | PERUB | NILAI FOB (US \$) | | PERUB |
|------------------------------|-------------------|--------------|-----------|-------------------|--------------|-----------|
| | JAN-DES 2009 | JAN-DES 2010 | % | JAN-DES 2009 | JAN-DES 2010 | % |
| | (1) | (2) | (3) | (4) | (5) | (6) |
| PHILIPPINES | 62 252 | 80 629 | 29,52 | 946 033 | 1 126 823 | 19,11 |
| MALAYSIA | 74 534 | 95 183 | 27,70 | 593 582 | 568 337 | -4,25 |
| MYANMAR (FORM. BURMA) | 0 | 27 | - | 0 | 229 | - |
| CAMBODIA | 0 | 43 | - | 0 | 30 | - |
| BRUNEI DARUSSALAM | 3 788 | 1 128 | -70,22 | 26 230 | 11 477 | -56,24 |
| LAO PEOPLE'S DEMOCRATIC REPU | 6 | 0 | -100,00 | 156 | 0 | -100,00 |
| NEPAL | 0 | 38 | - | 0 | 1 607 | - |
| VIET NAM | 3 600 | 27 917 | 675,47 | 24 261 | 509 559 | 2 000,32 |
| MALDIVES | 9 884 | 4 073 | -58,79 | 49 861 | 28 791 | -42,26 |
| INDIA | 70 738 | 136 392 | 92,81 | 390 512 | 795 807 | 103,79 |
| PAKISTAN | 25 463 | 16 063 | -36,92 | 141 507 | 97 240 | -31,28 |
| BANGLADESH | 34 903 | 47 260 | 35,40 | 94 028 | 128 400 | 36,56 |
| SRI LANKA | 6 362 | 2 749 | -56,79 | 17 248 | 6 813 | -60,50 |
| IRAN (ISLAMIC REPUBLIC OF) | 1 760 | 10 857 | 516,88 | 6 997 | 1 202 | -82,82 |
| SAUDI ARABIA | 89 611 | 92 881 | 3,65 | 375 994 | 527 307 | 40,24 |
| ISRAEL | 246 | 187 | -23,98 | 2 935 | 1 689 | -42,45 |
| KUWAIT | 2 960 | 3 101 | 4,76 | 19 471 | 11 134 | -42,82 |
| JORDAN | 0 | 204 | - | 0 | 16 | - |
| LEBANON | 3 196 | 1 674 | -47,62 | 22 249 | 16 515 | -25,77 |
| OMAN | 184 | 1 | -99,46 | 533 | 3 | -99,44 |
| TURKEY | 188 | 356 | 89,36 | 3 295 | 12 779 | 287,83 |
| UNITED ARAB EMIRATES | 519 972 | 527 100 | 1,37 | 2 489 875 | 2 629 662 | 5,61 |
| BAHRAIN | 3 | 33 | 1 000,00 | 1 242 | 455 | -63,37 |
| CYPRUS | 1 643 | 0 | -100,00 | 4 613 | 0 | -100,00 |
| EGYPT | 570 | 165 | -71,05 | 321 | 138 | -57,01 |
| MOROCCO | 20 037 | 11 102 | -44,59 | 365 747 | 202 867 | -44,53 |
| TUNISIA | 645 | 100 | -84,50 | 11 487 | 4 780 | -58,39 |
| NAMIBIA | 1 334 | 419 | -68,59 | 923 | 12 125 | 1 213,65 |
| TANZANIA, UNITED REPUBLIC OF | 0 | 53 | - | 0 | 461 | - |
| MADAGASCAR | 487 | 495 | 1,64 | 4 886 | 9 228 | 88,87 |
| KENYA | 1 604 | 432 | -73,07 | 12 939 | 5 443 | -57,93 |
| REUNION | 5 689 | 3 707 | -34,84 | 15 875 | 15 355 | -3,28 |
| MOZAMBIQUE | 0 | 321 | - | 0 | 1 152 | - |
| GHANA | 4 313 | 0 | -100,00 | 19 079 | 0 | -100,00 |
| ANGOLA | 28 | 0 | -100,00 | 32 | 0 | -100,00 |
| NIGERIA | 0 | 8 970 | - | 0 | 26 644 | - |
| GABON | 66 | 430 | 551,52 | 154 | 1 569 | 918,83 |
| COTE D'IVOIRE | 42 | 0 | -100,00 | 66 | 0 | -100,00 |
| SENEGAL | 42 | 0 | -100,00 | 92 | 0 | -100,00 |
| BENIN | 9 | 0 | -100,00 | 79 | 0 | -100,00 |
| U.S. VIRGIN ISLANDS | 0 | 1 | - | 0 | 25 | - |
| SEYCHELLES | 195 | 2 643 | 1 255,38 | 6 750 | 17 688 | 162,04 |
| UGANDA | 2 | 0 | -100,00 | 276 | 0 | -100,00 |
| SOUTH AFRICA | 71 741 | 104 715 | 45,96 | 163 313 | 239 650 | 46,74 |
| MAURITIUS | 279 | 2 422 | 768,10 | 3 528 | 9 699 | 174,91 |
| VIRGIN ISLANDS (BRITISH) | 975 | 323 | -66,87 | 3 258 | 1 430 | -56,11 |
| AUSTRALIA | 195 251 | 185 033 | -5,23 | 1 274 921 | 928 092 | -27,20 |
| NEW ZEALAND | 14 011 | 18 061 | 28,91 | 34 776 | 49 118 | 41,24 |
| GUAM | 434 | 980 | 125,81 | 5 804 | 9 511 | 63,87 |
| PALAU | 0 | 463 | - | 0 | 4 116 | - |
| NEW CALEDONIA | 6 508 | 4 729 | -27,34 | 33 716 | 46 818 | 38,86 |
| VANUATU | 443 | 50 | -88,71 | 608 | 180 | -70,39 |
| COOK ISLANDS | 24 | 0 | -100,00 | 785 | 0 | -100,00 |
| FIJI | 1 137 | 1 623 | 42,74 | 7 436 | 14 438 | 94,16 |
| TONGA | 0 | 151 | - | 0 | 1 735 | - |
| EAST TIMOR | 44 123 | 24 266 | -45,00 | 31 500 | 12 921 | -58,98 |
| UNITED STATES | 1 560 392 | 2 431 418 | 55,82 | 11 368 605 | 17 914 985 | 57,58 |
| CANADA | 52 466 | 123 053 | 134,54 | 299 414 | 556 745 | 85,94 |
| MEXICO | 43 774 | 155 654 | 255,59 | 284 307 | 385 313 | 35,53 |
| GUATEMALA | 16 | 439 | 2 643,75 | 56 | 297 | 430,36 |
| NICARAGUA | 16 | 65 | 306,25 | 60 | 142 | 136,67 |
| PANAMA | 32 098 | 72 221 | 125,00 | 73 187 | 161 100 | 120,12 |
| CHILE | 7 100 | 41 583 | 485,68 | 19 375 | 111 077 | 473,30 |
| VENEZUELA | 107 | 899 | 740,19 | 390 | 2 754 | 606,15 |
| ARGENTINA | 31 080 | 94 189 | 203,05 | 61 097 | 205 524 | 236,39 |
| BRAZIL | 91 722 | 171 852 | 87,36 | 211 177 | 426 934 | 102,17 |
| COLOMBIA | 122 | 810 | 563,93 | 880 | 2 201 | 150,11 |
| URUGUAY | 9 035 | 14 808 | 63,90 | 20 849 | 35 813 | 71,77 |
| PARAGUAY | 39 | 1 834 | 4 602,56 | 121 | 12 588 | 10 303,31 |
| ECUADOR | 9 018 | 17 183 | 90,54 | 18 922 | 43 357 | 129,14 |
| PERU | 1 047 | 3 898 | 272,30 | 4 475 | 10 228 | 128,56 |
| TRINIDAD AND TOBAGO | 1 506 | 0 | -100,00 | 1 821 | 0 | -100,00 |
| BAHAMAS | 30 | 282 | 840,00 | 80 | 1 483 | 1 753,75 |
| JAMAICA | 27 | 2 882 | 10 574,07 | 39 | 9 243 | 23 600,00 |
| PUERTO RICO | 525 | 1 462 | 178,48 | 4 230 | 19 582 | 362,93 |
| BELIZE | 0 | 636 | - | 0 | 816 | - |
| DOMINICAN REPUBLIC | 584 | 174 | -70,21 | 3 105 | 923 | -70,27 |
| COSTA RICA | 367 | 235 | -35,97 | 1 014 | 1 273 | 25,54 |
| BARBADOS | 23 | 107 | 365,22 | 1 102 | 2 375 | 115,52 |
| ANTIGUA AND BARBUDA | 0 | 116 | - | 0 | 1 071 | - |
| ARUBA | 5 999 | 0 | -100,00 | 2 035 | 0 | -100,00 |

TABEL 5. PERKEMBANGAN EKSPOR INDONESIA MENURUT KOMODITI DAN NEGARA TUJUAN

| JENIS BARANG | BERAT BERSIH (KG) | | PERUB | NILAI FOB (US \$) | | PERUB |
|---------------------------------|-------------------|----------------|---------------|--------------------|--------------------|-------------|
| | JAN-DES 2009 | JAN-DES 2010 | % | JAN-DES 2009 | JAN-DES 2010 | % |
| | (1) | (2) | (3) | (4) | (5) | (6) |
| BERMUDA | 1 766 | 816 | -53,79 | 6 556 | 7 470 | 13,94 |
| FRENCH POLYNESIA | 2 161 | 1 798 | -16,80 | 25 080 | 19 319 | -22,97 |
| MARTINIQUE | 1 675 | 2 077 | 24,00 | 6 287 | 14 435 | 129,60 |
| NETHERLANDS ANTILLES | 1 045 | 603 | -42,30 | 20 517 | 18 550 | -9,59 |
| SAINT LUCIA | 258 | 203 | -21,32 | 2 133 | 986 | -53,77 |
| TURKS AND CAICOS ISLANDS | 119 | 0 | -100,00 | 535 | 0 | -100,00 |
| GUADELOUPE | 854 | 2 126 | 148,95 | 3 495 | 11 662 | 233,68 |
| UNITED KINGDOM | 340 122 | 492 397 | 44,77 | 2 050 327 | 2 876 549 | 40,30 |
| NETHERLANDS | 194 235 | 196 012 | 0,91 | 2 830 634 | 3 528 911 | 24,67 |
| FRANCE | 66 714 | 159 495 | 139,07 | 447 154 | 870 066 | 94,58 |
| GERMANY, FED. REP. OF | 306 148 | 485 043 | 58,43 | 2 091 915 | 3 447 209 | 64,79 |
| AUSTRIA | 6 342 | 149 | -97,65 | 49 243 | 2 199 | -95,53 |
| BELGIUM | 1 078 697 | 1 632 860 | 51,37 | 5 453 774 | 4 077 024 | -25,24 |
| SWITZERLAND | 16 884 | 17 103 | 1,30 | 75 619 | 109 321 | 44,57 |
| DENMARK | 4 145 | 4 130 | -0,36 | 34 582 | 16 565 | -52,10 |
| NORWAY | 2 024 | 1 039 | -48,67 | 29 908 | 40 989 | 37,05 |
| SWEDEN | 4 939 | 7 438 | 50,60 | 14 062 | 16 338 | 16,19 |
| FINLAND | 990 | 1 117 | 12,83 | 18 703 | 24 035 | 28,51 |
| IRELAND | 989 | 11 220 | 1 034,48 | 9 251 | 75 802 | 719,39 |
| ITALY | 293 982 | 316 373 | 7,62 | 2 681 282 | 3 243 927 | 20,98 |
| SPAIN | 139 181 | 173 162 | 24,41 | 820 828 | 1 242 948 | 51,43 |
| PORTUGAL | 1 028 | 3 566 | 246,89 | 5 477 | 18 434 | 236,57 |
| GREECE | 13 348 | 10 563 | -20,86 | 80 810 | 60 952 | -24,57 |
| HUNGARY | 663 | 319 | -51,89 | 2 357 | 652 | -72,34 |
| POLAND | 2 233 | 2 914 | 30,50 | 19 264 | 14 235 | -26,11 |
| ROMANIA | 1 | 0 | -100,00 | 21 | 0 | -100,00 |
| YUGOSLAVIA | 1 | 1 | 0,00 | 1 | 2 | 100,00 |
| ESTONIA | 0 | 4 | - | 0 | 23 | - |
| GEORGIA | 0 | 11 167 | - | 0 | 99 389 | - |
| CROATIA | 182 | 1 218 | 569,23 | 1 038 | 5 242 | 405,01 |
| MALTA | 0 | 313 | - | 0 | 540 | - |
| SLOVAKIA | 0 | 1 749 | - | 0 | 3 372 | - |
| SLOVENIA | 952 | 499 | -47,58 | 2 374 | 999 | -57,92 |
| CZECH REPUBLIC | 251 | 2 516 | 902,39 | 1 431 | 6 789 | 374,42 |
| RUSSIA FEDERATION | 5 156 | 6 075 | 17,82 | 29 588 | 45 908 | 55,16 |
| -BARANG DARI LOGAM MULIA | 1 038 302 | 333 133 | -67,92 | 212 213 424 | 221 116 773 | 4,20 |
| JAPAN | 715 462 | 4 292 | -99,40 | 6 250 948 | 833 975 | -86,66 |
| HONG KONG | 6 967 | 9 232 | 32,51 | 22 263 464 | 16 154 559 | -27,44 |
| KOREA, REPUBLIC OF | 1 593 | 1 078 | -32,33 | 563 267 | 1 033 414 | 83,47 |
| TAIWAN | 14 | 0 | -100,00 | 945 | 0 | -100,00 |
| CHINA | 69 | 3 724 | 5 297,10 | 10 388 | 202 622 | 1 850,54 |
| THAILAND | 3 438 | 7 889 | 129,46 | 1 482 038 | 2 947 040 | 98,85 |
| SINGAPORE | 176 431 | 168 243 | -4,64 | 95 216 056 | 114 891 663 | 20,66 |
| PHILIPPINES | 422 | 1 026 | 143,13 | 2 087 | 200 | -90,42 |
| MALAYSIA | 933 | 687 | -26,37 | 1 156 859 | 933 573 | -19,30 |
| BRUNEI DARUSSALAM | 3 | 0 | -100,00 | 539 | 0 | -100,00 |
| VIET NAM | 0 | 3 | - | 0 | 14 | - |
| MALDIVES | 78 | 0 | -100,00 | 53 676 | 0 | -100,00 |
| INDIA | 65 | 11 | -83,08 | 53 025 | 8 801 | -83,40 |
| SRI LANKA | 0 | 25 | - | 0 | 7 662 | - |
| IRAN (ISLAMIC REPUBLIC OF) | 2 194 | 32 | -98,54 | 9 425 | 199 | -97,89 |
| ISRAEL | 1 | 0 | -100,00 | 2 500 | 0 | -100,00 |
| LEBANON | 11 | 0 | -100,00 | 91 | 0 | -100,00 |
| TURKEY | 1 452 | 817 | -43,73 | 525 108 | 729 929 | 39,01 |
| UNITED ARAB EMIRATES | 565 | 1 309 | 131,68 | 11 869 808 | 17 772 050 | 49,72 |
| BAHRAIN | 839 | 12 | -98,57 | 8 162 | 21 729 | 166,22 |
| CYPRUS | 50 | 13 | -74,00 | 38 440 | 13 758 | -64,21 |
| EGYPT | 0 | 4 | - | 0 | 1 340 | - |
| MOROCCO | 0 | 65 | - | 0 | 558 | - |
| MADAGASCAR | 5 | 0 | -100,00 | 5 412 | 0 | -100,00 |
| KENYA | 337 | 118 | -64,99 | 2 754 | 237 | -91,39 |
| REUNION | 362 | 401 | 10,77 | 469 | 1 370 | 192,11 |
| U. S. VIRGIN ISLANDS | 0 | 7 | - | 0 | 645 | - |
| SEYCHELLES | 10 | 0 | -100,00 | 11 | 0 | -100,00 |
| SOUTH AFRICA | 1 735 | 37 | -97,87 | 9 262 | 37 904 | 309,24 |
| MAURITIUS | 313 | 27 | -91,37 | 977 | 55 | -94,37 |
| VIRGIN ISLANDS (BRITISH) | 0 | 12 | - | 0 | 35 | - |
| AUSTRALIA | 23 822 | 24 298 | 2,00 | 27 940 335 | 873 405 | -96,87 |
| NEW ZEALAND | 265 | 490 | 84,91 | 16 581 | 62 478 | 276,80 |
| GUAM | 337 | 0 | -100,00 | 1 304 | 0 | -100,00 |
| NEW CALEDONIA | 21 | 192 | 814,29 | 440 | 1 797 | 308,41 |
| EAST TIMOR | 3 159 | 104 | -96,71 | 4 483 714 | 45 | -100,00 |
| UNITED STATES | 37 953 | 60 245 | 58,74 | 27 181 825 | 45 801 861 | 68,50 |
| CANADA | 1 894 | 1 072 | -43,40 | 345 864 | 89 765 | -74,05 |
| MEXICO | 706 | 61 | -91,36 | 12 444 | 10 406 | -16,38 |
| CHILE | 68 | 190 | 179,41 | 4 596 | 3 564 | -22,45 |
| ARGENTINA | 0 | 9 | - | 0 | 325 | - |
| BRAZIL | 152 | 1 122 | 638,16 | 8 816 | 16 047 | 82,02 |
| URUGUAY | 24 | 254 | 958,33 | 59 | 1 889 | 3 101,69 |
| BAHAMAS | 3 | 4 | 33,33 | 421 | 25 | -94,06 |

TABEL 5. PERKEMBANGAN EKSPOR INDONESIA MENURUT KOMODITI DAN NEGARA TUJUAN

| JENIS BARANG | BERAT BERSIH (KG) | | PERUB | NILAI FOB (US \$) | | PERUB |
|--------------------------------|-------------------|-------------------|---------------|--------------------|--------------------|--------------|
| | JAN-DES 2009 | JAN-DES 2010 | % | JAN-DES 2009 | JAN-DES 2010 | % |
| | (1) | (2) | (3) | (4) | (5) | (6) |
| JAMAICA | 2 | 0 | -100,00 | 155 | 0 | -100,00 |
| PUERTO RICO | 102 | 178 | 74,51 | 12 622 | 18 226 | 44,40 |
| COSTA RICA | 65 | 0 | -100,00 | 75 | 0 | -100,00 |
| BARBADOS | 0 | 3 | - | 0 | 15 | - |
| ANTIGUA AND BARBUDA | 0 | 3 | - | 0 | 15 | - |
| BERMUDA | 475 | 351 | -26,11 | 1 445 | 4 543 | 214,39 |
| CAYMAN ISLANDS | 14 | 24 | 71,43 | 1 031 | 1 849 | 79,34 |
| FRENCH POLYNESIA | 13 | 31 | 138,46 | 260 | 593 | 128,08 |
| MARTINIQUE | 1 453 | 946 | -34,89 | 2 155 | 1 701 | -21,07 |
| NETHERLANDS ANTILLES | 27 | 52 | 92,59 | 631 | 2 883 | 356,89 |
| GUADELOUPE | 1 453 | 401 | -72,40 | 1 990 | 547 | -72,51 |
| UNITED KINGDOM | 5 013 | 1 922 | -61,66 | 1 250 359 | 573 386 | -54,14 |
| NETHERLANDS | 22 737 | 19 042 | -16,25 | 2 274 821 | 4 051 834 | 78,12 |
| FRANCE | 3 209 | 3 067 | -4,43 | 115 725 | 46 329 | -59,97 |
| GERMANY, FED. REP. OF | 10 216 | 7 202 | -29,50 | 2 111 187 | 2 361 292 | 11,85 |
| AUSTRIA | 11 | 9 | -18,18 | 5 134 | 12 017 | 134,07 |
| BELGIUM | 1 793 | 1 225 | -31,68 | 12 770 | 15 648 | 22,54 |
| SWITZERLAND | 390 | 438 | 12,31 | 395 076 | 425 409 | 7,68 |
| DENMARK | 623 | 863 | 38,52 | 1 238 527 | 1 475 785 | 19,16 |
| NORWAY | 259 | 133 | -48,65 | 126 952 | 82 726 | -34,84 |
| SWEDEN | 6 | 15 | 150,00 | 18 187 | 17 839 | -1,91 |
| FINLAND | 16 | 18 | 12,50 | 10 221 | 15 579 | 52,42 |
| IRELAND | 49 | 0 | -100,00 | 1 061 | 0 | -100,00 |
| ITALY | 5 935 | 6 221 | 4,82 | 4 753 021 | 9 305 838 | 95,79 |
| SPAIN | 1 776 | 3 800 | 113,96 | 286 391 | 240 650 | -15,97 |
| PORTUGAL | 30 | 4 | -86,67 | 33 704 | 374 | -98,89 |
| ICELAND | 9 | 3 | -66,67 | 13 878 | 927 | -93,32 |
| GREECE | 246 | 0 | -100,00 | 9 602 | 0 | -100,00 |
| POLAND | 0 | 2 | - | 0 | 1 279 | - |
| UKRAINE | 0 | 25 | - | 0 | 39 | - |
| CZECH REPUBLIC | 13 | 0 | -100,00 | 13 668 | 0 | -100,00 |
| RUSSIA FEDERATION | 614 | 50 | -91,86 | 666 | 4 511 | 577,33 |
| -PETI KEMAS | 1 925 963 | 1 683 694 | -12,58 | 6 301 510 | 8 254 362 | 30,99 |
| JAPAN | 243 200 | 341 480 | 40,41 | 436 324 | 785 086 | 79,93 |
| TAIWAN | 11 354 | 0 | -100,00 | 2 215 | 0 | -100,00 |
| PAPUA NEW GUINEA | 12 200 | 184 074 | 1 408,80 | 15 098 | 648 140 | 4 192,89 |
| THAILAND | 132 092 | 26 719 | -79,77 | 44 525 | 165 016 | 270,61 |
| SINGAPORE | 839 965 | 355 924 | -57,63 | 3 015 937 | 2 385 123 | -20,92 |
| PHILIPPINES | 8 300 | 852 | -89,73 | 211 632 | 1 600 | -99,24 |
| MALAYSIA | 72 392 | 233 287 | 222,26 | 91 937 | 292 893 | 218,58 |
| MYANMAR (FORM. BURMA) | 0 | 10 492 | - | 0 | 57 072 | - |
| BRUNEI DARUSSALAM | 0 | 2 420 | - | 0 | 41 150 | - |
| VIET NAM | 42 898 | 116 108 | 170,66 | 29 900 | 1 017 934 | 3 304,46 |
| INDIA | 58 110 | 0 | -100,00 | 241 033 | 0 | -100,00 |
| SRI LANKA | 0 | 54 933 | - | 0 | 203 536 | - |
| SAUDI ARABIA | 0 | 75 631 | - | 0 | 830 096 | - |
| LEBANON | 10 475 | 0 | -100,00 | 68 000 | 0 | -100,00 |
| OMAN | 0 | 9 499 | - | 0 | 67 682 | - |
| UNITED ARAB EMIRATES | 0 | 19 152 | - | 0 | 176 155 | - |
| EGYPT | 14 274 | 8 612 | -39,67 | 116 217 | 105 845 | -8,92 |
| TANZANIA, UNITED REPUBLIC OF | 0 | 55 841 | - | 0 | 124 890 | - |
| SENEGAL | 0 | 571 | - | 0 | 3 200 | - |
| MAURITANIA | 83 219 | 0 | -100,00 | 975 826 | 0 | -100,00 |
| UGANDA | 2 992 | 0 | -100,00 | 16 583 | 0 | -100,00 |
| AUSTRALIA | 10 551 | 52 970 | 402,04 | 35 999 | 276 982 | 669,42 |
| NEW ZEALAND | 305 700 | 2 444 | -99,20 | 750 000 | 30 000 | -96,00 |
| EAST TIMOR | 1 922 | 14 019 | 629,40 | 4 200 | 26 394 | 528,43 |
| UNITED STATES | 51 932 | 8 770 | -83,11 | 100 545 | 7 735 | -92,31 |
| MEXICO | 0 | 32 175 | - | 0 | 333 392 | - |
| BRAZIL | 0 | 40 377 | - | 0 | 399 342 | - |
| BOLIVIA | 0 | 8 752 | - | 0 | 108 432 | - |
| UNITED KINGDOM | 176 | 0 | -100,00 | 1 882 | 0 | -100,00 |
| GERMANY, FED. REP. OF | 7 013 | 0 | -100,00 | 31 175 | 0 | -100,00 |
| SWITZERLAND | 0 | 13 800 | - | 0 | 4 000 | - |
| NORWAY | 17 190 | 0 | -100,00 | 112 382 | 0 | -100,00 |
| SPAIN | 0 | 1 252 | - | 0 | 33 235 | - |
| HUNGARY | 8 | 0 | -100,00 | 100 | 0 | -100,00 |
| KAZAKHSTAN | 0 | 8 695 | - | 0 | 108 432 | - |
| RUSSIA FEDERATION | 0 | 4 845 | - | 0 | 21 000 | - |
| -KOMPUTER DAN BAGIANNYA | 35 805 324 | 33 196 892 | -7,29 | 880 433 742 | 873 464 281 | -0,79 |
| JAPAN | 1 509 458 | 1 207 699 | -19,99 | 48 101 660 | 40 267 244 | -16,29 |
| HONG KONG | 2 527 586 | 908 786 | -64,05 | 33 060 960 | 13 780 188 | -58,32 |
| KOREA, REPUBLIC OF | 216 743 | 388 177 | 79,10 | 3 794 358 | 18 886 817 | 397,76 |
| TAIWAN | 340 396 | 437 253 | 28,45 | 6 500 397 | 11 805 406 | 81,61 |
| CHINA | 3 653 272 | 2 110 320 | -42,23 | 118 562 801 | 36 789 999 | -68,97 |
| PAPUA NEW GUINEA | 411 | 217 | -47,20 | 1 064 | 4 137 | 288,82 |
| THAILAND | 1 141 214 | 1 087 287 | -4,73 | 29 176 192 | 28 712 083 | -1,59 |
| SINGAPORE | 7 742 154 | 12 219 084 | 57,83 | 244 587 008 | 426 156 507 | 74,24 |
| PHILIPPINES | 1 010 397 | 824 336 | -18,41 | 31 208 132 | 27 418 696 | -12,14 |

TABEL 5. PERKEMBANGAN EKSPOR INDONESIA MENURUT KOMODITI DAN NEGARA TUJUAN

| JENIS BARANG | BERAT BERSIH (KG) | | PERUB | NILAI FOB (US \$) | | PERUB |
|------------------------------|-------------------|--------------|----------|-------------------|--------------|----------|
| | JAN-DES 2009 | JAN-DES 2010 | % | JAN-DES 2009 | JAN-DES 2010 | % |
| | (1) | (2) | (3) | (4) | (5) | (6) |
| MALAYSIA | 1 697 033 | 1 408 241 | -17,02 | 24 584 286 | 22 444 615 | -8,70 |
| CAMBODIA | 0 | 453 | - | 0 | 3 570 | - |
| BRUNEI DARUSSALAM | 110 | 107 | -2,73 | 4 086 | 43 658 | 968,48 |
| LAO PEOPLE'S DEMOCRATIC REPU | 0 | 4 | - | 0 | 120 | - |
| NEPAL | 7 602 | 0 | -100,00 | 180 373 | 0 | -100,00 |
| VIET NAM | 456 372 | 252 981 | -44,57 | 6 530 942 | 3 099 418 | -52,54 |
| MALDIVES | 0 | 1 973 | - | 0 | 15 238 | - |
| INDIA | 1 962 175 | 1 220 269 | -37,81 | 25 192 172 | 16 961 150 | -32,67 |
| PAKISTAN | 34 409 | 1 049 | -96,95 | 749 172 | 33 112 | -95,58 |
| BANGLADESH | 21 147 | 10 991 | -48,03 | 449 110 | 130 990 | -70,83 |
| SRI LANKA | 8 434 | 147 | -98,26 | 199 111 | 10 570 | -94,69 |
| AFGHANISTAN | 0 | 60 | - | 0 | 100 | - |
| IRAN (ISLAMIC REPUBLIC OF) | 414 124 | 146 471 | -64,63 | 17 195 629 | 4 001 024 | -76,73 |
| SAUDI ARABIA | 24 454 | 130 147 | 432,21 | 723 516 | 3 933 626 | 443,68 |
| ISRAEL | 5 337 | 749 | -85,97 | 169 695 | 101 450 | -40,22 |
| JORDAN | 0 | 13 | - | 0 | 84 | - |
| LEBANON | 37 026 | 3 759 | -89,85 | 965 939 | 90 753 | -90,60 |
| YEMEN | 11 868 | 0 | -100,00 | 122 844 | 0 | -100,00 |
| SYRIA ARAB REPUBLIC | 12 870 | 4 | -99,97 | 340 534 | 189 | -99,94 |
| TURKEY | 424 262 | 88 459 | -79,15 | 11 647 220 | 1 923 012 | -83,49 |
| UNITED ARAB EMIRATES | 2 610 747 | 1 832 342 | -29,82 | 54 087 818 | 36 018 259 | -33,41 |
| QATAR | 4 993 | 0 | -100,00 | 132 757 | 0 | -100,00 |
| EGYPT | 94 897 | 322 671 | 240,02 | 1 001 326 | 7 773 432 | 676,31 |
| LIBYAN ARAB JAMAHIRIYA | 101 666 | 48 763 | -52,04 | 1 234 963 | 1 172 913 | -5,02 |
| MOROCCO | 15 907 | 0 | -100,00 | 66 433 | 0 | -100,00 |
| TUNISIA | 38 324 | 35 078 | -8,47 | 1 024 017 | 833 697 | -18,59 |
| ALGERIA | 72 623 | 7 095 | -90,23 | 1 709 215 | 224 613 | -86,86 |
| SUDAN | 174 462 | 15 228 | -91,27 | 861 061 | 1 025 404 | 19,09 |
| ETHIOPIA | 492 | 61 | -87,60 | 6 572 | 60 | -99,09 |
| KENYA | 0 | 10 010 | - | 0 | 165 063 | - |
| TOGO | 653 | 105 | -83,92 | 532 | 336 | -36,84 |
| GHANA | 3 069 | 109 | -96,45 | 103 224 | 250 | -99,76 |
| GUINEA | 2 033 | 0 | -100,00 | 3 240 | 0 | -100,00 |
| ANGOLA | 12 929 | 635 | -95,09 | 11 334 | 294 | -97,41 |
| NIGERIA | 10 786 | 74 232 | 588,23 | 113 578 | 2 148 460 | 1 791,62 |
| SIERRA LEONE | 210 | 0 | -100,00 | 5 511 | 0 | -100,00 |
| GABON | 0 | 1 594 | - | 0 | 4 612 | - |
| COTE D'IVOIRE | 0 | 460 | - | 0 | 314 | - |
| SENEGAL | 0 | 396 | - | 0 | 350 | - |
| BENIN | 1 652 | 0 | -100,00 | 1 596 | 0 | -100,00 |
| SEYCHELLES | 0 | 773 | - | 0 | 29 838 | - |
| SOUTH AFRICA | 218 322 | 74 251 | -65,99 | 5 776 620 | 2 154 843 | -62,70 |
| ZAMBIA | 0 | 74 | - | 0 | 1 716 | - |
| AUSTRALIA | 692 723 | 440 632 | -36,39 | 18 643 782 | 13 820 528 | -25,87 |
| NEW ZEALAND | 74 973 | 70 561 | -5,88 | 2 024 142 | 1 694 645 | -16,28 |
| VANUATU | 0 | 34 | - | 0 | 183 | - |
| FIJI | 9 | 5 | -44,44 | 150 | 45 | -70,00 |
| EAST TIMOR | 651 902 | 533 990 | -18,09 | 631 644 | 667 809 | 5,73 |
| UNITED STATES | 2 557 108 | 2 450 544 | -4,17 | 71 613 514 | 51 713 583 | -27,79 |
| CANADA | 149 980 | 217 595 | 45,08 | 4 338 410 | 5 441 088 | 25,42 |
| MEXICO | 197 269 | 90 708 | -54,02 | 3 988 981 | 2 387 832 | -40,14 |
| PANAMA | 8 695 | 131 | -98,49 | 278 927 | 1 804 | -99,35 |
| CHILE | 44 359 | 72 821 | 64,16 | 1 024 898 | 2 153 126 | 110,08 |
| VENEZUELA | 14 925 | 0 | -100,00 | 382 287 | 0 | -100,00 |
| ARGENTINA | 43 123 | 682 249 | 1 482,10 | 974 929 | 14 069 643 | 1 343,15 |
| BRAZIL | 306 142 | 296 716 | -3,08 | 3 296 482 | 2 643 587 | -19,81 |
| COLOMBIA | 85 663 | 55 920 | -34,72 | 1 878 658 | 1 434 674 | -23,63 |
| PERU | 149 941 | 175 361 | 16,95 | 3 274 654 | 4 299 665 | 31,30 |
| DOMINICAN REPUBLIC | 208 | 0 | -100,00 | 28 540 | 0 | -100,00 |
| COSTA RICA | 6 108 | 0 | -100,00 | 71 232 | 0 | -100,00 |
| NETHERLANDS ANTILLES | 7 | 0 | -100,00 | 1 400 | 0 | -100,00 |
| UNITED KINGDOM | 71 006 | 156 510 | 120,42 | 2 012 969 | 3 750 652 | 86,32 |
| NETHERLANDS | 2 226 077 | 1 017 169 | -54,31 | 48 980 175 | 20 747 046 | -57,64 |
| FRANCE | 1 214 | 3 055 | 151,65 | 64 734 | 423 977 | 554,95 |
| GERMANY, FED. REP. OF | 1 270 959 | 1 646 669 | 29,56 | 29 250 520 | 28 503 558 | -2,55 |
| AUSTRIA | 14 246 | 0 | -100,00 | 532 378 | 0 | -100,00 |
| BELGIUM | 9 160 | 1 030 | -88,76 | 461 037 | 27 793 | -93,97 |
| SWITZERLAND | 163 | 262 | 60,74 | 8 046 | 22 934 | 185,04 |
| DENMARK | 16 | 66 | 312,50 | 324 | 1 127 | 247,84 |
| NORWAY | 22 | 0 | -100,00 | 432 | 0 | -100,00 |
| SWEDEN | 204 | 34 | -83,33 | 7 878 | 475 | -93,97 |
| FINLAND | 46 050 | 128 868 | 179,84 | 717 909 | 2 994 644 | 317,13 |
| IRELAND | 42 223 | 3 192 | -92,44 | 2 533 238 | 1 912 974 | -24,49 |
| ITALY | 16 240 | 1 628 | -89,98 | 582 073 | 25 165 | -95,68 |
| SPAIN | 2 553 | 2 226 | -12,81 | 48 076 | 17 936 | -62,69 |
| PORTUGAL | 18 278 | 8 955 | -51,01 | 51 465 | 6 678 | -87,02 |
| GREECE | 2 369 | 0 | -100,00 | 33 793 | 0 | -100,00 |
| HUNGARY | 9 788 | 13 706 | 40,03 | 225 690 | 173 500 | -23,12 |
| POLAND | 34 441 | 14 299 | -58,48 | 2 428 177 | 273 359 | -88,74 |
| ROMANIA | 0 | 38 | - | 0 | 795 | - |
| AZERBAIJAN | 9 552 | 0 | -100,00 | 235 154 | 0 | -100,00 |

TABEL 5. PERKEMBANGAN EKSPOR INDONESIA MENURUT KOMODITI DAN NEGARA TUJUAN

| JENIS BARANG | BERAT BERSIH (KG) | | PERUB | NILAI FOB (US \$) | | PERUB |
|-----------------------------------|-------------------|------------------|--------------|-------------------|-------------------|--------------|
| | JAN-DES 2009 | JAN-DES 2010 | % | JAN-DES 2009 | JAN-DES 2010 | % |
| | (1) | (2) | (3) | (4) | (5) | (6) |
| KAZAKHSTAN | 139 | 9 | -93,53 | 11 833 | 56 | -99,53 |
| UKRAINE | 20 | 33 | 65,00 | 371 | 338 | -8,89 |
| UZBEKISTAN | 2 172 | 0 | -100,00 | 48 528 | 0 | -100,00 |
| LATVIA | 0 | 97 | - | 0 | 1 470 | - |
| GEORGIA | 17 594 | 34 536 | 96,29 | 517 422 | 1 092 915 | 111,22 |
| SLOVAKIA | 161 927 | 0 | -100,00 | 4 999 704 | 0 | -100,00 |
| SLOVENIA | 4 410 | 204 091 | 4 527,91 | 122 318 | 4 519 555 | 3 594,92 |
| CZECH REPUBLIC | 238 521 | 102 | -99,96 | 3 906 754 | 1 674 | -99,96 |
| RUSSIA FEDERATION | 226 | 137 | -39,38 | 13 116 | 469 238 | 3 477,60 |
| -KENDARAAN BERMOTOR RODA 2 | 5 610 588 | 7 162 886 | 27,67 | 44 274 660 | 58 987 158 | 33,23 |
| JAPAN | 90 122 | 62 733 | -30,39 | 1 205 865 | 630 248 | -47,73 |
| HONG KONG | 500 | 235 | -53,00 | 6 825 | 1 611 | -76,40 |
| KOREA, REPUBLIC OF | 300 | 578 | 92,67 | 2 235 | 800 | -64,21 |
| TAIWAN | 468 | 0 | -100,00 | 6 552 | 0 | -100,00 |
| CHINA | 45 939 | 488 | -98,94 | 105 914 | 4 055 | -96,17 |
| PAPUA NEW GUINEA | 5 690 | 0 | -100,00 | 58 572 | 0 | -100,00 |
| THAILAND | 14 071 | 26 186 | 86,10 | 162 718 | 389 377 | 139,30 |
| SINGAPORE | 72 216 | 1 519 | -97,90 | 1 186 444 | 8 676 | -99,27 |
| PHILIPPINES | 3 027 359 | 3 257 874 | 7,61 | 23 361 700 | 29 424 730 | 25,95 |
| MALAYSIA | 138 837 | 248 195 | 78,77 | 1 636 760 | 3 479 910 | 112,61 |
| CAMBODIA | 0 | 440 | - | 0 | 4 260 | - |
| BRUNEI DARUSSALAM | 3 615 | 0 | -100,00 | 30 219 | 0 | -100,00 |
| VIET NAM | 148 | 10 475 | 6 977,70 | 1 887 | 102 751 | 5 345,20 |
| MALDIVES | 68 381 | 9 038 | -86,78 | 501 548 | 73 109 | -85,42 |
| INDIA | 62 208 | 3 122 | -94,98 | 213 537 | 27 421 | -87,16 |
| PAKISTAN | 4 031 | 9 169 | 127,46 | 39 090 | 92 222 | 135,92 |
| SRI LANKA | 1 | 130 | 12 900,00 | 36 | 1 500 | 4 066,67 |
| IRAN (ISLAMIC REPUBLIC OF) | 0 | 67 700 | - | 0 | 541 331 | - |
| UNITED ARAB EMIRATES | 26 670 | 279 551 | 948,19 | 185 700 | 2 164 388 | 1 065,53 |
| CYPRUS | 135 | 0 | -100,00 | 818 | 0 | -100,00 |
| LIBYAN ARAB JAMAHIRIYA | 330 | 0 | -100,00 | 2 700 | 0 | -100,00 |
| ETHIOPIA | 32 928 | 0 | -100,00 | 200 640 | 0 | -100,00 |
| TANZANIA, UNITED REPUBLIC OF | 5 386 | 4 147 | -23,00 | 3 463 | 3 635 | 4,97 |
| REUNION | 69 | 635 | 820,29 | 357 | 3 134 | 777,87 |
| TOGO | 170 783 | 301 199 | 76,36 | 776 440 | 1 278 863 | 64,71 |
| GHANA | 0 | 33 294 | - | 0 | 83 453 | - |
| LIBERIA | 5 891 | 10 245 | 73,91 | 2 272 | 5 514 | 142,69 |
| GUINEA | 0 | 27 840 | - | 0 | 107 300 | - |
| ANGOLA | 64 800 | 38 880 | -40,00 | 456 000 | 273 600 | -40,00 |
| CONGO | 4 652 | 29 083 | 525,17 | 6 675 | 26 910 | 303,15 |
| NIGERIA | 3 681 | 0 | -100,00 | 24 844 | 0 | -100,00 |
| SENEGAL | 0 | 7 389 | - | 0 | 1 500 | - |
| MALI | 720 | 8 306 | 1 053,61 | 924 | 12 200 | 1 220,35 |
| BENIN | 21 908 | 0 | -100,00 | 111 400 | 0 | -100,00 |
| BURKINA FASO | 57 720 | 0 | -100,00 | 403 861 | 0 | -100,00 |
| GAMBIA | 4 677 | 4 698 | 0,45 | 4 519 | 1 788 | -60,43 |
| DJIBOUTI | 2 640 | 0 | -100,00 | 20 784 | 0 | -100,00 |
| SOUTH AFRICA | 0 | 924 | - | 0 | 2 110 | - |
| MALAWI | 0 | 352 | - | 0 | 1 000 | - |
| MAURITIUS | 339 | 0 | -100,00 | 2 448 | 0 | -100,00 |
| AUSTRALIA | 41 221 | 29 321 | -28,87 | 128 610 | 92 261 | -28,26 |
| NEW ZEALAND | 16 955 | 893 | -94,73 | 173 312 | 4 326 | -97,50 |
| GUAM | 0 | 1 038 | - | 0 | 4 202 | - |
| NORTHERN MARIANA ISLANDS | 200 | 0 | -100,00 | 1 250 | 0 | -100,00 |
| COOK ISLANDS | 240 | 0 | -100,00 | 1 898 | 0 | -100,00 |
| EAST TIMOR | 529 551 | 765 077 | 44,48 | 5 431 875 | 5 977 495 | 10,04 |
| UNITED STATES | 66 559 | 15 199 | -77,16 | 606 150 | 28 111 | -95,36 |
| CANADA | 694 | 886 | 27,67 | 2 835 | 4 030 | 42,15 |
| MEXICO | 130 | 348 | 167,69 | 380 | 2 970 | 681,58 |
| HONDURAS | 36 720 | 0 | -100,00 | 386 856 | 0 | -100,00 |
| CHILE | 2 874 | 0 | -100,00 | 12 584 | 0 | -100,00 |
| ARGENTINA | 240 | 0 | -100,00 | 1 992 | 0 | -100,00 |
| BRAZIL | 177 | 0 | -100,00 | 2 491 | 0 | -100,00 |
| COLOMBIA | 366 146 | 1 417 377 | 287,11 | 2 048 858 | 11 453 988 | 459,04 |
| BOLIVIA | 47 964 | 31 416 | -34,50 | 414 960 | 331 968 | -20,00 |
| PERU | 192 070 | 265 661 | 38,31 | 1 357 420 | 1 128 625 | -16,86 |
| DOMINICAN REPUBLIC | 0 | 18 489 | - | 0 | 70 725 | - |
| BERMUDA | 17 336 | 3 545 | -79,55 | 137 848 | 64 540 | -53,18 |
| NETHERLANDS ANTILLES | 312 | 0 | -100,00 | 1 320 | 0 | -100,00 |
| GUADELOUPE | 0 | 88 | - | 0 | 400 | - |
| UNITED KINGDOM | 13 136 | 6 848 | -47,87 | 29 692 | 29 896 | 0,69 |
| NETHERLANDS | 17 988 | 17 190 | -4,44 | 47 566 | 90 828 | 90,95 |
| FRANCE | 17 358 | 13 617 | -21,55 | 32 166 | 93 070 | 189,34 |
| GERMANY, FED. REP. OF | 38 304 | 27 686 | -27,72 | 68 005 | 60 580 | -10,92 |
| AUSTRIA | 2 378 | 2 075 | -12,74 | 5 665 | 4 270 | -24,62 |
| BELGIUM | 29 227 | 34 739 | 18,86 | 71 250 | 159 618 | 124,03 |
| SWITZERLAND | 1 900 | 3 573 | 88,05 | 3 247 | 17 444 | 437,23 |
| GIBRALTAR | 200 | 0 | -100,00 | 5 226 | 0 | -100,00 |
| DENMARK | 2 711 | 1 008 | -62,82 | 4 930 | 2 030 | -58,82 |
| NORWAY | 1 871 | 1 000 | -46,55 | 2 970 | 4 400 | 48,15 |

TABEL 5. PERKEMBANGAN EKSPOR INDONESIA MENURUT KOMODITI DAN NEGARA TUJUAN

| JENIS BARANG | BERAT BERSIH (KG) | | PERUB % | NILAI FOB (US \$) | | PERUB % |
|-----------------------------------|-------------------|--------------------|--------------|--------------------|----------------------|--------------|
| | JAN-DES 2009 | JAN-DES 2010 | | JAN-DES 2009 | JAN-DES 2010 | |
| (1) | (2) | (3) | (4) | (5) | (6) | (7) |
| SWEDEN | 0 | 5 639 | - | 0 | 9 867 | - |
| FINLAND | 10 258 | 350 | -96,59 | 35 278 | 1 554 | -95,59 |
| IRELAND | 400 | 0 | -100,00 | 1 805 | 0 | -100,00 |
| ITALY | 170 793 | 12 427 | -92,72 | 1 987 247 | 69 221 | -96,52 |
| SPAIN | 3 011 | 4 336 | 44,01 | 5 663 | 12 926 | 128,25 |
| PORTUGAL | 41 026 | 34 365 | -16,24 | 528 762 | 512 389 | -3,10 |
| GREECE | 0 | 2 229 | - | 0 | 3 624 | - |
| POLAND | 0 | 1 841 | - | 0 | 3 104 | - |
| MALTA | 0 | 200 | - | 0 | 1 300 | - |
| SLOVENIA | 3 273 | 0 | -100,00 | 10 002 | 0 | -100,00 |
| RUSSIA FEDERATION | 150 | 0 | -100,00 | 800 | 0 | -100,00 |
| -KENDARAAN BERMOTOR RODA 4 | 94 853 064 | 140 587 814 | 48,22 | 682 842 640 | 1 104 397 626 | 61,74 |
| JAPAN | 10 626 545 | 12 743 785 | 19,92 | 93 200 856 | 124 449 294 | 33,53 |
| HONG KONG | 44 156 | 137 421 | 211,22 | 441 744 | 1 188 298 | 169,00 |
| KOREA, REPUBLIC OF | 89 | 8 540 | 9 495,51 | 226 | 65 599 | 28 926,11 |
| TAIWAN | 1 441 205 | 1 553 897 | 7,82 | 10 041 558 | 10 864 492 | 8,20 |
| CHINA | 11 748 | 156 623 | 1 233,19 | 91 066 | 582 200 | 539,32 |
| PAPUA NEW GUINEA | 384 852 | 236 521 | -38,54 | 3 855 614 | 1 040 691 | -73,01 |
| THAILAND | 7 290 924 | 21 339 366 | 192,68 | 59 365 496 | 181 055 873 | 204,99 |
| SINGAPORE | 1 768 619 | 2 621 227 | 48,21 | 4 551 624 | 6 979 305 | 53,34 |
| PHILIPPINES | 14 277 166 | 19 015 373 | 33,19 | 98 162 822 | 132 717 490 | 35,20 |
| MALAYSIA | 10 479 624 | 10 629 875 | 1,43 | 73 283 065 | 87 954 416 | 20,02 |
| MYANMAR (FORM. BURMA) | 299 775 | 128 475 | -57,14 | 2 694 300 | 1 154 700 | -57,14 |
| CAMBODIA | 0 | 1 581 | - | 0 | 12 107 | - |
| BRUNEI DARUSSALAM | 1 155 422 | 1 332 420 | 15,32 | 8 066 086 | 9 471 336 | 17,42 |
| NEPAL | 0 | 30 270 | - | 0 | 141 450 | - |
| VIET NAM | 504 483 | 1 621 155 | 221,35 | 5 031 000 | 13 636 420 | 171,05 |
| INDIA | 23 011 | 168 | -99,27 | 224 906 | 3 030 | -98,65 |
| PAKISTAN | 396 986 | 1 155 810 | 191,15 | 3 688 991 | 9 157 761 | 148,25 |
| BANGLADESH | 220 850 | 518 085 | 134,59 | 1 360 670 | 3 424 997 | 151,71 |
| SRI LANKA | 44 380 | 190 947 | 330,25 | 226 268 | 1 012 896 | 347,65 |
| IRAQ | 0 | 39 149 | - | 0 | 372 289 | - |
| SAUDI ARABIA | 15 662 715 | 28 131 793 | 79,61 | 122 977 736 | 250 286 792 | 103,52 |
| KUWAIT | 1 097 620 | 1 932 819 | 76,09 | 9 400 497 | 17 618 130 | 87,42 |
| JORDAN | 69 591 | 79 907 | 14,82 | 421 365 | 630 167 | 49,55 |
| LEBANON | 1 643 072 | 1 274 754 | -22,42 | 9 981 968 | 7 112 406 | -28,75 |
| YEMEN | 753 826 | 969 397 | 28,60 | 4 518 588 | 7 172 293 | 58,73 |
| OMAN | 1 849 907 | 2 201 121 | 18,99 | 16 512 035 | 19 944 683 | 20,79 |
| SYRIA ARAB REPUBLIC | 395 396 | 274 428 | -30,59 | 2 579 820 | 1 842 681 | -28,57 |
| UNITED ARAB EMIRATES | 2 815 935 | 5 059 232 | 79,66 | 28 169 399 | 48 095 020 | 70,73 |
| QATAR | 408 320 | 658 464 | 61,26 | 3 898 776 | 5 502 563 | 41,14 |
| BAHRAIN | 289 499 | 402 927 | 39,18 | 2 711 516 | 3 571 331 | 31,71 |
| EGYPT | 2 360 708 | 930 501 | -60,58 | 18 552 425 | 8 594 047 | -53,68 |
| LIBYAN ARAB JAMAHIRIYA | 45 799 | 29 074 | -36,52 | 318 520 | 208 955 | -34,40 |
| MOROCCO | 128 225 | 0 | -100,00 | 798 485 | 0 | -100,00 |
| ALGERIA | 125 889 | 89 878 | -28,61 | 1 257 907 | 996 529 | -20,78 |
| SUDAN | 65 907 | 101 110 | 53,41 | 698 517 | 1 121 215 | 60,51 |
| MADAGASCAR | 28 809 | 0 | -100,00 | 159 872 | 0 | -100,00 |
| KENYA | 44 827 | 89 822 | 100,37 | 249 794 | 474 502 | 89,96 |
| MOZAMBIQUE | 32 095 | 15 162 | -52,76 | 161 561 | 73 374 | -54,58 |
| GHANA | 12 574 | 14 924 | 18,69 | 90 140 | 108 648 | 20,53 |
| LIBERIA | 0 | 2 662 | - | 0 | 1 310 | - |
| GUINEA | 0 | 12 000 | - | 0 | 113 220 | - |
| ANGOLA | 470 532 | 699 260 | 48,61 | 2 828 316 | 4 193 727 | 48,28 |
| CONGO | 24 847 | 0 | -100,00 | 40 281 | 0 | -100,00 |
| NIGERIA | 444 161 | 249 957 | -43,72 | 3 017 678 | 1 391 749 | -53,88 |
| GABON | 45 519 | 55 577 | 22,10 | 455 284 | 631 725 | 38,75 |
| SENEGAL | 0 | 594 | - | 0 | 5 988 | - |
| SEYCHELLES | 21 003 | 79 366 | 277,88 | 160 369 | 575 771 | 259,03 |
| UGANDA | 15 479 | 0 | -100,00 | 85 797 | 0 | -100,00 |
| SOUTH AFRICA | 6 500 922 | 8 321 135 | 28,00 | 34 424 155 | 51 909 030 | 50,79 |
| ZIMBABWE | 0 | 8 413 | - | 0 | 36 538 | - |
| MALAWI | 0 | 16 827 | - | 0 | 74 984 | - |
| MAURITIUS | 43 994 | 43 990 | -0,01 | 239 383 | 239 383 | 0,00 |
| AUSTRALIA | 624 057 | 451 525 | -27,65 | 4 848 084 | 3 096 380 | -36,13 |
| NEW ZEALAND | 63 450 | 88 125 | 38,89 | 444 530 | 644 675 | 45,02 |
| SAINT VINCENT AND THE GRENADI | 22 518 | 5 860 | -73,98 | 140 607 | 37 613 | -73,25 |
| VANUATU | 36 305 | 77 072 | 112,29 | 238 767 | 553 000 | 131,61 |
| FIJI | 74 175 | 37 244 | -49,79 | 412 661 | 273 572 | -33,71 |
| MARSHALL ISLANDS | 2 680 | 1 175 | -56,16 | 18 026 | 7 442 | -58,72 |
| SOLOMON ISLANDS | 17 794 | 11 006 | -38,15 | 409 294 | 29 448 | -92,81 |
| EAST TIMOR | 2 270 426 | 2 376 171 | 4,66 | 8 222 273 | 9 950 453 | 21,02 |
| UNITED STATES | 119 164 | 38 606 | -67,60 | 752 066 | 162 076 | -78,45 |
| CANADA | 0 | 23 | - | 0 | 71 | - |
| MEXICO | 4 081 542 | 5 954 421 | 45,89 | 20 084 727 | 33 531 630 | 66,95 |
| GUATEMALA | 108 524 | 14 429 | -86,70 | 620 217 | 87 040 | -85,97 |
| HONDURAS | 105 644 | 3 525 | -96,66 | 620 909 | 21 237 | -96,58 |
| NICARAGUA | 45 624 | 107 432 | 135,47 | 278 381 | 675 614 | 142,69 |
| PANAMA | 322 389 | 650 840 | 101,88 | 2 053 181 | 4 174 574 | 103,32 |
| SURINAME | 15 398 | 5 030 | -67,33 | 120 975 | 24 000 | -80,16 |

TABEL 5. PERKEMBANGAN EKSPOR INDONESIA MENURUT KOMODITI DAN NEGARA TUJUAN

| JENIS BARANG | BERAT BERSIH (KG) | | PERUB | NILAI FOB (US \$) | | PERUB |
|------------------------------|-------------------|-------------------|--------------|--------------------|--------------------|-------------|
| | JAN-DES 2009 | JAN-DES 2010 | % | JAN-DES 2009 | JAN-DES 2010 | % |
| | (1) | (2) | (3) | (4) | (5) | (6) |
| CHILE | 939 069 | 1 894 268 | 101,72 | 5 389 088 | 11 256 975 | 108,88 |
| VENEZUELA | 0 | 441 798 | - | 0 | 3 096 916 | - |
| ARGENTINA | 38 142 | 0 | -100,00 | 358 197 | 0 | -100,00 |
| COLOMBIA | 0 | 1 260 | - | 0 | 14 419 | - |
| PARAGUAY | 6 300 | 0 | -100,00 | 62 480 | 0 | -100,00 |
| PERU | 85 766 | 764 129 | 790,95 | 687 361 | 5 282 397 | 668,50 |
| TRINIDAD AND TOBAGO | 83 080 | 12 925 | -84,44 | 592 940 | 81 488 | -86,26 |
| BAHAMAS | 11 750 | 40 681 | 246,22 | 72 632 | 260 270 | 258,34 |
| JAMAICA | 75 015 | 39 388 | -47,49 | 537 062 | 316 077 | -41,15 |
| PUERTO RICO | 116 895 | 549 339 | 369,94 | 710 684 | 3 414 437 | 380,44 |
| BELIZE | 0 | 2 350 | - | 0 | 15 016 | - |
| EL SALVADOR | 19 500 | 89 675 | 359,87 | 119 967 | 560 835 | 367,49 |
| COSTA RICA | 0 | 131 316 | - | 0 | 878 267 | - |
| HAITI | 0 | 4 700 | - | 0 | 29 232 | - |
| BARBADOS | 126 866 | 141 746 | 11,73 | 867 216 | 986 590 | 13,77 |
| ANTIGUA AND BARBUDA | 14 740 | 28 159 | 91,04 | 108 030 | 198 512 | 83,76 |
| ARUBA | 13 980 | 11 750 | -15,95 | 84 018 | 73 580 | -12,42 |
| BERMUDA | 85 895 | 88 680 | 3,24 | 582 226 | 618 346 | 6,20 |
| DOMINICA | 54 050 | 7 050 | -86,96 | 310 945 | 44 248 | -85,77 |
| FRENCH POLYNESIA | 127 564 | 87 338 | -31,53 | 556 122 | 353 838 | -36,37 |
| GRENADA | 14 574 | 5 360 | -63,22 | 105 456 | 39 728 | -62,33 |
| NETHERLANDS ANTILLES | 9 065 | 56 368 | 521,82 | 55 731 | 391 386 | 602,28 |
| SAINT LUCIA | 41 273 | 54 150 | 31,20 | 288 660 | 372 627 | 29,09 |
| TURKS AND CAICOS ISLANDS | 0 | 8 040 | - | 0 | 59 292 | - |
| SAINT KITTS AND NEVIS | 12 410 | 9 214 | -25,75 | 82 528 | 67 300 | -18,45 |
| UNITED KINGDOM | 12 551 | 2 020 | -83,91 | 23 130 | 3 707 | -83,97 |
| NETHERLANDS | 11 829 | 11 638 | -1,61 | 13 600 | 10 782 | -20,72 |
| FRANCE | 3 259 | 2 526 | -22,49 | 3 800 | 10 195 | 168,29 |
| GERMANY, FED. REP. OF | 24 231 | 3 998 | -83,50 | 76 000 | 23 032 | -69,69 |
| AUSTRIA | 696 | 0 | -100,00 | 6 565 | 0 | -100,00 |
| BELGIUM | 504 478 | 976 828 | 93,63 | 2 116 385 | 4 324 775 | 104,35 |
| SWITZERLAND | 0 | 29 | - | 0 | 201 | - |
| GIBRALTAR | 30 105 | 37 119 | 23,30 | 203 200 | 266 400 | 31,10 |
| DENMARK | 590 | 0 | -100,00 | 3 200 | 0 | -100,00 |
| SWEDEN | 1 750 | 0 | -100,00 | 2 062 | 0 | -100,00 |
| ITALY | 32 458 | 0 | -100,00 | 134 460 | 0 | -100,00 |
| PORTUGAL | 58 861 | 53 172 | -9,67 | 413 721 | 260 028 | -37,15 |
| DEMOCRATIC REPUBLIC OF THE C | 19 626 | 0 | -100,00 | 14 000 | 0 | -100,00 |
| CZECH REPUBLIC | 0 | 2 534 | - | 0 | 6 500 | - |
| -SUKU CADANG MESIN | 60 423 907 | 98 818 299 | 63,54 | 851 559 046 | 885 225 304 | 3,95 |
| JAPAN | 10 337 641 | 20 177 668 | 95,19 | 48 201 799 | 64 779 359 | 34,39 |
| HONG KONG | 196 094 | 600 366 | 206,16 | 6 823 468 | 22 274 573 | 226,44 |
| KOREA, REPUBLIC OF | 2 741 625 | 10 866 348 | 296,35 | 4 712 526 | 15 452 368 | 227,90 |
| TAIWAN | 107 753 | 65 066 | -39,62 | 1 749 653 | 864 229 | -50,61 |
| CHINA | 1 091 356 | 684 334 | -37,30 | 21 316 284 | 19 262 154 | -9,64 |
| PAPUA NEW GUINEA | 61 998 | 404 997 | 553,24 | 549 024 | 3 862 513 | 603,52 |
| THAILAND | 11 550 640 | 18 395 948 | 59,26 | 35 372 977 | 56 543 059 | 59,85 |
| SINGAPORE | 19 643 417 | 21 334 097 | 8,61 | 566 790 004 | 494 032 398 | -12,84 |
| PHILIPPINES | 1 113 307 | 471 583 | -57,64 | 18 792 634 | 5 495 562 | -70,76 |
| MALAYSIA | 1 325 751 | 1 758 650 | 32,65 | 13 686 823 | 11 891 911 | -13,11 |
| MYANMAR (FORM. BURMA) | 941 | 25 395 | 2 598,72 | 13 889 | 72 303 | 420,58 |
| CAMBODIA | 12 148 | 14 019 | 15,40 | 132 236 | 48 231 | -63,53 |
| BRUNEI DARUSSALAM | 66 487 | 20 429 | -69,27 | 863 757 | 472 517 | -45,30 |
| LAO PEOPLE'S DEMOCRATIC REPU | 26 558 | 44 830 | 68,80 | 175 938 | 413 042 | 134,77 |
| NEPAL | 39 | 0 | -100,00 | 2 245 | 0 | -100,00 |
| VIET NAM | 1 319 673 | 165 428 | -87,46 | 5 109 358 | 3 004 575 | -41,19 |
| INDIA | 2 424 543 | 3 469 338 | 43,09 | 9 091 288 | 9 715 677 | 6,87 |
| PAKISTAN | 44 345 | 39 670 | -10,54 | 632 856 | 133 867 | -78,85 |
| BANGLADESH | 0 | 1 225 | - | 0 | 13 987 | - |
| SRI LANKA | 29 | 2 044 | 6 948,28 | 12 144 | 16 989 | 39,90 |
| IRAQ | 3 044 | 893 742 | 29 260,78 | 59 032 | 3 445 693 | 5 736,99 |
| IRAN (ISLAMIC REPUBLIC OF) | 8 885 | 68 523 | 671,22 | 48 527 | 793 220 | 1 534,60 |
| SAUDI ARABIA | 217 774 | 13 278 | -93,90 | 1 866 817 | 171 880 | -90,79 |
| ISRAEL | 2 104 | 943 | -55,18 | 65 564 | 115 765 | 76,57 |
| KUWAIT | 2 858 | 1 371 | -52,03 | 99 366 | 90 310 | -9,11 |
| JORDAN | 3 574 | 0 | -100,00 | 4 360 | 0 | -100,00 |
| LEBANON | 4 359 | 17 | -99,61 | 37 449 | 135 | -99,64 |
| YEMEN | 240 | 106 | -55,83 | 49 000 | 2 725 | -94,44 |
| OMAN | 6 705 | 352 | -94,75 | 137 935 | 70 332 | -49,01 |
| SYRIA ARAB REPUBLIC | 0 | 578 | - | 0 | 26 160 | - |
| TURKEY | 52 083 | 26 412 | -49,29 | 476 318 | 171 201 | -64,06 |
| UNITED ARAB EMIRATES | 826 215 | 1 569 647 | 89,98 | 3 436 866 | 8 085 869 | 135,27 |
| QATAR | 10 799 | 1 639 | -84,82 | 232 149 | 350 213 | 50,86 |
| BAHRAIN | 0 | 811 | - | 0 | 46 343 | - |
| EGYPT | 3 107 | 1 084 | -65,11 | 146 816 | 193 252 | 31,63 |
| LIBYAN ARAB JAMAHIRIYA | 372 | 8 543 | 2 196,51 | 45 840 | 98 111 | 114,03 |
| MOROCCO | 127 600 | 0 | -100,00 | 1 207 584 | 0 | -100,00 |
| TUNISIA | 0 | 922 | - | 0 | 68 000 | - |
| ALGERIA | 145 | 18 | -87,59 | 1 563 | 1 424 | -8,89 |
| SUDAN | 0 | 191 | - | 0 | 3 671 | - |

TABEL 5. PERKEMBANGAN EKSPOR INDONESIA MENURUT KOMODITI DAN NEGARA TUJUAN

| JENIS BARANG | BERAT BERSIH (KG) | | PERUB | NILAI FOB (US \$) | | PERUB |
|-------------------------------|--------------------|--------------------|--------------|--------------------|----------------------|--------------|
| | JAN-DES 2009 | JAN-DES 2010 | % | JAN-DES 2009 | JAN-DES 2010 | % |
| | (1) | (2) | (3) | (4) | (5) | (6) |
| ERITREA | 4 973 | 0 | -100,00 | 84 835 | 0 | -100,00 |
| TANZANIA, UNITED REPUBLIC OF | 80 | 1 288 | 1 510,00 | 22 053 | 104 451 | 373,64 |
| SOMALIA | 0 | 4 237 | - | 0 | 38 076 | - |
| KENYA | 10 367 | 611 | -94,11 | 323 140 | 3 098 | -99,04 |
| BOTSWANA | 24 | 0 | -100,00 | 5 480 | 0 | -100,00 |
| EQUATORIAL GUINEA | 0 | 18 | - | 0 | 2 346 | - |
| GHANA | 0 | 28 | - | 0 | 11 310 | - |
| ANGOLA | 5 200 | 22 027 | 323,60 | 163 477 | 319 498 | 95,44 |
| CONGO | 6 711 | 234 | -96,51 | 314 821 | 15 564 | -95,06 |
| CAMEROON | 500 | 145 | -71,00 | 3 170 | 5 685 | 79,34 |
| NIGERIA | 54 139 | 13 378 | -75,29 | 440 190 | 222 557 | -49,44 |
| GABON | 965 | 43 | -95,54 | 62 579 | 1 906 | -96,95 |
| SENEGAL | 0 | 2 339 | - | 0 | 13 187 | - |
| UGANDA | 194 | 54 | -72,16 | 12 619 | 2 500 | -80,19 |
| SOUTH AFRICA | 386 786 | 380 581 | -1,60 | 2 895 132 | 1 577 950 | -45,50 |
| MAURITIUS | 0 | 150 | - | 0 | 645 | - |
| VIRGIN ISLANDS (BRITISH) | 0 | 17 085 | - | 0 | 505 674 | - |
| AUSTRALIA | 1 016 966 | 2 195 137 | 115,85 | 14 167 269 | 11 985 156 | -15,40 |
| NEW ZEALAND | 88 584 | 5 822 | -93,43 | 1 265 854 | 220 174 | -82,61 |
| NEW CALEDONIA | 130 | 220 | 69,23 | 4 247 | 7 919 | 86,46 |
| FIJI | 9 642 | 158 | -98,36 | 46 450 | 8 831 | -80,99 |
| EAST TIMOR | 37 929 | 55 717 | 46,90 | 123 634 | 946 887 | 665,88 |
| UNITED STATES | 1 599 943 | 3 451 285 | 115,71 | 27 692 834 | 50 029 822 | 80,66 |
| CANADA | 200 937 | 387 937 | 93,06 | 1 155 846 | 1 521 610 | 31,64 |
| MEXICO | 35 069 | 70 122 | 99,95 | 2 117 853 | 1 637 672 | -22,67 |
| PANAMA | 1 988 | 620 | -68,81 | 47 003 | 9 357 | -80,09 |
| SURINAME | 0 | 5 | - | 0 | 2 899 | - |
| CHILE | 3 201 | 187 943 | 5 771,38 | 13 925 | 852 489 | 6 022,00 |
| VENEZUELA | 92 | 323 | 251,09 | 6 544 | 20 389 | 211,57 |
| ARGENTINA | 20 659 | 37 329 | 80,69 | 181 389 | 218 710 | 20,58 |
| BRAZIL | 1 342 801 | 7 323 053 | 445,36 | 4 532 793 | 23 740 133 | 423,74 |
| COLOMBIA | 15 803 | 15 957 | 0,97 | 89 163 | 138 652 | 55,50 |
| BOLIVIA | 31 | 62 | 100,00 | 515 | 22 545 | 4 277,67 |
| ECUADOR | 15 | 163 | 986,67 | 9 686 | 45 093 | 365,55 |
| PERU | 14 729 | 53 405 | 262,58 | 60 060 | 248 326 | 313,46 |
| TRINIDAD AND TOBAGO | 6 854 | 1 | -99,99 | 18 993 | 291 | -98,47 |
| DOMINICAN REPUBLIC | 10 | 0 | -100,00 | 1 058 | 0 | -100,00 |
| UNITED KINGDOM | 1 131 911 | 1 458 069 | 28,81 | 42 446 050 | 42 454 643 | 0,02 |
| NETHERLANDS | 154 447 | 227 347 | 47,20 | 3 832 291 | 7 777 325 | 102,94 |
| FRANCE | 55 097 | 216 428 | 292,81 | 512 498 | 824 107 | 60,80 |
| GERMANY, FED. REP. OF | 105 724 | 323 766 | 206,24 | 1 590 972 | 3 591 938 | 125,77 |
| AUSTRIA | 1 791 | 1 278 | -28,64 | 27 281 | 23 076 | -15,41 |
| BELGIUM | 321 627 | 599 548 | 86,41 | 1 452 842 | 2 297 566 | 58,14 |
| SWITZERLAND | 509 | 319 | -37,33 | 8 933 | 5 102 | -42,89 |
| DENMARK | 202 | 253 | 25,25 | 18 293 | 43 097 | 135,59 |
| NORWAY | 2 493 | 851 | -65,86 | 247 790 | 161 238 | -34,93 |
| SWEDEN | 639 | 188 | -70,58 | 33 547 | 6 324 | -81,15 |
| FINLAND | 102 725 | 0 | -100,00 | 423 688 | 0 | -100,00 |
| IRELAND | 11 906 | 24 209 | 103,33 | 257 113 | 416 412 | 61,96 |
| ITALY | 83 478 | 10 844 | -87,01 | 706 970 | 373 886 | -47,11 |
| SPAIN | 3 114 | 27 811 | 793,10 | 50 752 | 143 805 | 183,35 |
| PORTUGAL | 659 | 6 055 | 818,82 | 1 345 | 11 370 | 745,35 |
| GREECE | 3 | 30 | 900,00 | 35 | 2 500 | 7 042,86 |
| HUNGARY | 34 765 | 10 672 | -69,30 | 333 241 | 416 553 | 25,00 |
| POLAND | 538 | 5 520 | 926,02 | 94 046 | 91 636 | -2,56 |
| ROMANIA | 0 | 21 593 | - | 0 | 438 060 | - |
| AZERBAIJAN | 1 862 | 477 | -74,38 | 116 741 | 87 844 | -24,75 |
| KAZAKHSTAN | 8 722 | 14 564 | 66,98 | 121 848 | 282 069 | 131,49 |
| TAJKISTAN | 145 | 357 | 146,21 | 22 030 | 47 185 | 114,19 |
| TURKMENISTAN | 0 | 120 | - | 0 | 19 332 | - |
| UKRAINE | 1 227 | 11 289 | 820,05 | 27 757 | 287 613 | 936,18 |
| UZBEKISTAN | 2 | 0 | -100,00 | 27 | 0 | -100,00 |
| GEORGIA | 0 | 476 | - | 0 | 1 888 | - |
| SLOVAKIA | 93 944 | 106 976 | 13,87 | 561 686 | 7 493 100 | 1 234,04 |
| SLOVENIA | 1 001 | 0 | -100,00 | 7 769 | 0 | -100,00 |
| CZECH REPUBLIC | 2 154 | 68 | -96,84 | 181 037 | 17 939 | -90,09 |
| RUSSIA FEDERATION | 103 691 | 392 102 | 278,14 | 675 763 | 1 344 676 | 98,99 |
| -SUKU CADANG KENDARAAN | 147 021 189 | 189 624 034 | 28,98 | 984 419 028 | 1 397 462 565 | 41,96 |
| JAPAN | 35 828 855 | 44 816 954 | 25,09 | 170 266 716 | 252 888 842 | 48,53 |
| HONG KONG | 87 226 | 67 690 | -22,40 | 880 060 | 473 791 | -46,16 |
| KOREA, REPUBLIC OF | 140 603 | 182 630 | 29,89 | 1 002 420 | 1 322 326 | 31,91 |
| TAIWAN | 2 963 592 | 3 137 255 | 5,86 | 30 516 086 | 33 272 775 | 9,03 |
| CHINA | 754 718 | 2 865 000 | 279,61 | 4 436 493 | 38 198 348 | 761,00 |
| MONGOLIA | 1 168 | 0 | -100,00 | 61 049 | 0 | -100,00 |
| PAPUA NEW GUINEA | 45 936 | 31 704 | -30,98 | 162 498 | 362 786 | 123,26 |
| THAILAND | 24 288 057 | 30 725 837 | 26,51 | 220 638 338 | 306 719 909 | 39,01 |
| SINGAPORE | 13 993 531 | 20 295 630 | 45,04 | 89 102 973 | 143 229 263 | 60,75 |
| PHILIPPINES | 10 347 563 | 12 782 160 | 23,53 | 67 186 588 | 82 856 068 | 23,32 |
| MALAYSIA | 18 891 486 | 23 987 982 | 26,98 | 123 396 465 | 159 832 903 | 29,53 |
| MYANMAR (FORM. BURMA) | 16 399 | 39 | -99,76 | 44 001 | 213 | -99,52 |

TABEL 5. PERKEMBANGAN EKSPOR INDONESIA MENURUT KOMODITI DAN NEGARA TUJUAN

| JENIS BARANG | BERAT BERSIH (KG) | | PERUB | NILAI FOB (US \$) | | PERUB |
|-------------------------------|-------------------|--------------|-----------|-------------------|--------------|-----------|
| | JAN-DES 2009 | JAN-DES 2010 | % | JAN-DES 2009 | JAN-DES 2010 | % |
| | (1) | (2) | (3) | (4) | (5) | (6) |
| CAMBODIA | 8 315 | 14 | -99,83 | 48 414 | 10 | -99,98 |
| BRUNEI DARUSSALAM | 13 457 | 23 977 | 78,17 | 92 077 | 176 317 | 91,49 |
| LAO PEOPLE'S DEMOCRATIC REPU | 0 | 8 469 | - | 0 | 78 060 | - |
| NEPAL | 0 | 14 | - | 0 | 288 | - |
| VIET NAM | 6 035 317 | 6 592 618 | 9,23 | 37 931 470 | 43 280 539 | 14,10 |
| MALDIVES | 980 | 994 | 1,43 | 2 735 | 2 989 | 9,29 |
| INDIA | 1 467 581 | 2 763 366 | 88,29 | 13 493 334 | 26 483 479 | 96,27 |
| PAKISTAN | 1 741 881 | 2 019 129 | 15,92 | 7 665 943 | 11 345 548 | 48,00 |
| BANGLADESH | 392 440 | 307 045 | -21,76 | 1 027 968 | 595 319 | -42,09 |
| SRI LANKA | 129 104 | 161 714 | 25,26 | 364 560 | 510 783 | 40,11 |
| AFGHANISTAN | 297 | 0 | -100,00 | 1 454 | 0 | -100,00 |
| IRAN (ISLAMIC REPUBLIC OF) | 427 327 | 1 142 519 | 167,36 | 1 443 540 | 3 717 124 | 157,50 |
| SAUDI ARABIA | 511 893 | 134 337 | -73,76 | 1 784 145 | 1 235 848 | -30,73 |
| ISRAEL | 126 447 | 56 420 | -55,38 | 580 748 | 360 986 | -37,84 |
| KUWAIT | 66 405 | 140 996 | 112,33 | 264 437 | 467 169 | 76,67 |
| JORDAN | 44 844 | 21 292 | -52,52 | 159 286 | 62 549 | -60,73 |
| LEBANON | 29 918 | 16 375 | -45,27 | 134 564 | 84 278 | -37,37 |
| YEMEN | 96 123 | 78 823 | -18,00 | 341 487 | 250 824 | -26,55 |
| OMAN | 332 866 | 106 857 | -67,90 | 595 710 | 308 383 | -48,23 |
| SYRIA ARAB REPUBLIC | 10 974 | 5 675 | -48,29 | 48 048 | 38 696 | -19,46 |
| TURKEY | 347 502 | 837 674 | 141,06 | 2 834 152 | 9 027 118 | 218,51 |
| UNITED ARAB EMIRATES | 956 525 | 1 315 939 | 37,57 | 2 180 375 | 2 816 421 | 29,17 |
| QATAR | 9 161 | 9 850 | 7,52 | 116 311 | 127 647 | 9,75 |
| BAHRAIN | 9 435 | 6 835 | -27,56 | 46 627 | 31 410 | -32,64 |
| CYPRUS | 25 361 | 24 479 | -3,48 | 194 742 | 137 563 | -29,36 |
| EGYPT | 612 708 | 1 228 879 | 100,57 | 2 396 199 | 5 572 266 | 132,55 |
| LIBYAN ARAB JAMAHIRIYA | 3 380 | 3 360 | -0,59 | 33 315 | 37 997 | 14,05 |
| MOROCCO | 38 691 | 1 011 | -97,39 | 103 968 | 9 641 | -90,73 |
| TUNISIA | 68 501 | 82 641 | 20,64 | 153 645 | 188 664 | 22,79 |
| SUDAN | 450 | 11 361 | 2 424,67 | 230 058 | 32 321 | -85,95 |
| ETHIOPIA | 544 | 0 | -100,00 | 7 290 | 0 | -100,00 |
| TANZANIA, UNITED REPUBLIC OF | 398 | 8 596 | 2 059,80 | 365 | 18 596 | 4 994,79 |
| KENYA | 0 | 97 013 | - | 0 | 450 793 | - |
| TOGO | 215 | 92 312 | 42 835,81 | 420 | 202 980 | 48 228,57 |
| GHANA | 1 027 | 412 | -59,88 | 19 291 | 2 965 | -84,63 |
| ANGOLA | 325 | 1 921 | 491,08 | 4 494 | 26 526 | 490,25 |
| CONGO | 664 | 24 | -96,39 | 1 082 | 352 | -67,47 |
| CAMEROON | 81 | 202 | 149,38 | 877 | 2 015 | 129,76 |
| NIGERIA | 21 467 | 56 518 | 163,28 | 86 082 | 81 906 | -4,85 |
| GABON | 0 | 300 | - | 0 | 883 | - |
| COTE D'IVOIRE | 101 | 0 | -100,00 | 480 | 0 | -100,00 |
| SENEGAL | 0 | 2 159 | - | 0 | 21 791 | - |
| GAMBIA | 0 | 1 | - | 0 | 2 | - |
| SEYCHELLES | 0 | 1 695 | - | 0 | 22 518 | - |
| UGANDA | 900 | 210 | -76,67 | 51 323 | 13 263 | -74,16 |
| SOUTH AFRICA | 712 855 | 1 332 835 | 86,97 | 6 260 995 | 12 562 848 | 100,65 |
| MALAWI | 0 | 17 | - | 0 | 50 | - |
| MAURITIUS | 0 | 135 | - | 0 | 850 | - |
| RWANDA | 0 | 1 | - | 0 | 1 | - |
| VIRGIN ISLANDS (BRITISH) | 14 | 132 | 842,86 | 261 | 1 474 | 464,75 |
| AUSTRALIA | 733 378 | 817 606 | 11,48 | 6 824 261 | 7 887 294 | 15,58 |
| NEW ZEALAND | 29 850 | 20 938 | -29,86 | 266 484 | 207 392 | -22,17 |
| NEW CALEDONIA | 0 | 14 | - | 0 | 78 | - |
| SAINT VINCENT AND THE GRENADI | 596 | 531 | -10,91 | 7 088 | 7 606 | 7,31 |
| VANUATU | 870 | 1 587 | 82,41 | 11 853 | 19 194 | 61,93 |
| FIJI | 3 670 | 11 803 | 221,61 | 21 331 | 30 250 | 41,81 |
| EAST TIMOR | 1 164 206 | 1 037 730 | -10,86 | 1 743 637 | 1 430 846 | -17,94 |
| UNITED STATES | 6 549 970 | 6 517 199 | -0,50 | 52 197 487 | 57 771 244 | 10,68 |
| CANADA | 277 051 | 199 961 | -27,83 | 2 169 561 | 1 943 127 | -10,44 |
| MEXICO | 603 339 | 738 738 | 22,44 | 5 521 381 | 11 610 919 | 110,29 |
| GUATEMALA | 3 041 | 12 571 | 313,38 | 40 019 | 110 897 | 177,11 |
| HONDURAS | 75 863 | 125 558 | 65,51 | 279 450 | 458 767 | 64,17 |
| NICARAGUA | 4 538 | 4 932 | 8,68 | 43 485 | 54 633 | 25,64 |
| PANAMA | 110 827 | 38 063 | -65,66 | 139 669 | 313 376 | 124,37 |
| SURINAME | 0 | 276 | - | 0 | 2 814 | - |
| CHILE | 61 842 | 51 725 | -16,36 | 220 909 | 290 657 | 31,57 |
| VENEZUELA | 36 984 | 39 277 | 6,20 | 276 649 | 113 122 | -59,11 |
| ARGENTINA | 596 338 | 749 946 | 25,76 | 4 134 138 | 4 556 607 | 10,22 |
| BRAZIL | 5 285 265 | 5 796 675 | 9,68 | 71 939 667 | 79 711 749 | 10,80 |
| COLOMBIA | 28 956 | 51 183 | 76,76 | 95 617 | 155 584 | 62,72 |
| BOLIVIA | 3 820 | 8 240 | 115,71 | 55 027 | 136 588 | 148,22 |
| ECUADOR | 34 | 8 770 | 25 694,12 | 523 | 50 440 | 9 544,36 |
| PERU | 87 222 | 147 783 | 69,43 | 219 303 | 399 393 | 82,12 |
| GUYANA | 95 | 0 | -100,00 | 1 466 | 0 | -100,00 |
| TRINIDAD AND TOBAGO | 4 266 | 4 139 | -2,98 | 44 347 | 56 341 | 27,05 |
| BAHAMAS | 606 | 160 | -73,60 | 2 971 | 1 371 | -53,85 |
| JAMAICA | 1 356 | 1 001 | -26,18 | 18 967 | 11 819 | -37,69 |
| PUERTO RICO | 38 420 | 36 916 | -3,91 | 300 361 | 256 171 | -14,71 |
| DOMINICAN REPUBLIC | 13 585 | 17 929 | 31,98 | 91 044 | 74 560 | -18,11 |
| EL SALVADOR | 208 | 0 | -100,00 | 1 612 | 0 | -100,00 |
| COSTA RICA | 4 341 | 6 776 | 56,09 | 43 624 | 62 203 | 42,59 |

TABEL 5. PERKEMBANGAN EKSPOR INDONESIA MENURUT KOMODITI DAN NEGARA TUJUAN

| JENIS BARANG | BERAT BERSIH (KG) | | PERUB | NILAI FOB (US \$) | | PERUB |
|-------------------------------|----------------------|----------------------|---------------|----------------------|----------------------|--------------|
| | JAN-DES 2009 | JAN-DES 2010 | % | JAN-DES 2009 | JAN-DES 2010 | % |
| | (1) | (2) | (3) | (4) | (5) | (6) |
| HAITI | 0 | 73 | - | 0 | 1 148 | - |
| BARBADOS | 5 482 | 7 299 | 33,14 | 63 640 | 61 966 | -2,63 |
| ANTIGUA AND BARBUDA | 1 131 | 708 | -37,40 | 9 473 | 5 914 | -37,57 |
| ARUBA | 1 183 | 341 | -71,17 | 8 165 | 2 299 | -71,84 |
| BERMUDA | 1 064 | 1 420 | 33,46 | 11 958 | 13 003 | 8,74 |
| CAYMAN ISLANDS | 49 | 19 | -61,22 | 581 | 86 | -85,20 |
| DOMINICA | 1 561 | 733 | -53,04 | 16 020 | 10 318 | -35,59 |
| FRENCH POLYNESIA | 208 | 332 | 59,62 | 1 600 | 3 768 | 135,50 |
| GRENADA | 553 | 602 | 8,86 | 6 188 | 5 753 | -7,03 |
| NETHERLANDS ANTILLES | 1 277 | 993 | -22,24 | 11 252 | 11 372 | 1,07 |
| SAINT LUCIA | 1 190 | 100 | -91,60 | 14 551 | 1 433 | -90,15 |
| TURKS AND CAICOS ISLANDS | 613 | 61 | -90,05 | 5 441 | 387 | -92,89 |
| GUADELOUPE | 364 | 724 | 98,90 | 2 410 | 5 287 | 119,38 |
| SAINT KITTS AND NEVIS | 109 | 0 | -100,00 | 2 563 | 0 | -100,00 |
| UNITED KINGDOM | 1 439 645 | 2 559 745 | 77,80 | 12 846 963 | 28 327 760 | 120,50 |
| NETHERLANDS | 1 683 951 | 2 652 175 | 57,50 | 7 815 217 | 11 836 498 | 51,45 |
| FRANCE | 20 665 | 122 070 | 490,71 | 62 853 | 653 940 | 940,43 |
| GERMANY, FED. REP. OF | 2 783 044 | 3 703 031 | 33,06 | 11 407 947 | 17 039 637 | 49,37 |
| AUSTRIA | 12 086 | 22 532 | 86,43 | 65 703 | 129 146 | 96,56 |
| BELGIUM | 134 437 | 202 596 | 50,70 | 1 019 183 | 1 500 807 | 47,26 |
| SWITZERLAND | 1 001 | 21 449 | 2 042,76 | 6 195 | 110 650 | 1 686,12 |
| GIBRALTAR | 0 | 10 | - | 0 | 90 | - |
| DENMARK | 27 439 | 23 164 | -15,58 | 128 754 | 113 540 | -11,82 |
| NORWAY | 57 047 | 181 109 | 217,47 | 327 626 | 1 034 987 | 215,91 |
| SWEDEN | 464 331 | 2 388 746 | 414,45 | 2 566 801 | 13 063 880 | 408,96 |
| FINLAND | 201 509 | 607 865 | 201,66 | 1 129 743 | 3 055 056 | 170,42 |
| IRELAND | 0 | 12 051 | - | 0 | 79 974 | - |
| ITALY | 561 267 | 979 184 | 74,46 | 2 730 098 | 4 315 743 | 58,08 |
| SPAIN | 67 505 | 87 281 | 29,30 | 406 591 | 648 431 | 59,48 |
| PORTUGAL | 99 116 | 82 877 | -16,38 | 384 711 | 235 988 | -38,66 |
| GREECE | 218 767 | 189 684 | -13,29 | 1 220 252 | 1 030 421 | -15,56 |
| DEMOCRATIC REPUBLIC OF THE C | 53 | 141 | 166,04 | 887 | 1 474 | 66,18 |
| HUNGARY | 1 167 363 | 521 161 | -55,36 | 4 026 174 | 1 859 009 | -53,83 |
| POLAND | 385 151 | 419 758 | 8,99 | 1 461 987 | 1 450 163 | -0,81 |
| ROMANIA | 0 | 22 556 | - | 0 | 61 541 | - |
| BULGARIA | 90 950 | 136 141 | 49,69 | 236 396 | 362 984 | 53,55 |
| ALBANIA | 0 | 12 260 | - | 0 | 24 523 | - |
| UKRAINE | 7 368 | 58 432 | 693,05 | 75 807 | 467 863 | 517,18 |
| LITHUANIA | 22 430 | 43 548 | 94,15 | 118 300 | 174 960 | 47,90 |
| LATVIA | 10 171 | 0 | -100,00 | 36 677 | 0 | -100,00 |
| ESTONIA | 9 601 | 0 | -100,00 | 54 896 | 0 | -100,00 |
| GEORGIA | 0 | 12 598 | - | 0 | 85 513 | - |
| MALTA | 2 216 | 1 245 | -43,82 | 25 714 | 17 073 | -33,60 |
| SLOVAKIA | 33 363 | 10 561 | -68,35 | 124 491 | 47 073 | -62,19 |
| CZECH REPUBLIC | 128 448 | 96 681 | -24,73 | 509 049 | 422 407 | -17,02 |
| RUSSIA FEDERATION | 51 336 | 401 924 | 682,93 | 368 281 | 1 916 384 | 420,36 |
| -UBI KAYU OLAHAN | 168 061 997 | 145 217 270 | -13,59 | 25 229 759 | 32 653 283 | 29,42 |
| JAPAN | 2 002 | 354 496 | 17 607,09 | 1 005 | 92 854 | 9 139,20 |
| HONG KONG | 1 638 | 2 362 045 | 144 102,99 | 5 764 | 555 808 | 9 542,75 |
| KOREA, REPUBLIC OF | 35 607 590 | 25 158 339 | -29,35 | 4 948 336 | 5 707 700 | 15,35 |
| TAIWAN | 232 783 | 33 955 | -85,41 | 58 654 | 11 862 | -79,78 |
| CHINA | 131 807 542 | 116 941 939 | -11,28 | 19 632 415 | 25 473 826 | 29,75 |
| PAPUA NEW GUINEA | 3 325 | 0 | -100,00 | 525 | 0 | -100,00 |
| SINGAPORE | 23 027 | 8 895 | -61,37 | 69 432 | 81 679 | 17,64 |
| PHILIPPINES | 1 608 | 51 845 | 3 124,19 | 3 656 | 23 387 | 539,69 |
| MALAYSIA | 218 266 | 96 038 | -56,00 | 84 664 | 49 245 | -41,83 |
| BRUNEI DARUSSALAM | 17 916 | 35 504 | 98,17 | 48 193 | 102 197 | 112,06 |
| MALDIVES | 21 | 0 | -100,00 | 48 | 0 | -100,00 |
| SAUDI ARABIA | 1 172 | 1 916 | 63,48 | 1 331 | 1 363 | 2,40 |
| KUWAIT | 1 305 | 0 | -100,00 | 4 509 | 0 | -100,00 |
| QATAR | 1 310 | 0 | -100,00 | 4 571 | 0 | -100,00 |
| SOUTH AFRICA | 0 | 125 | - | 0 | 400 | - |
| AUSTRALIA | 5 341 | 2 261 | -57,67 | 12 762 | 7 289 | -42,89 |
| UNITED STATES | 62 204 | 122 012 | 96,15 | 176 058 | 384 098 | 118,17 |
| UNITED KINGDOM | 64 878 | 44 105 | -32,02 | 154 133 | 152 576 | -1,01 |
| NETHERLANDS | 10 069 | 3 795 | -62,31 | 23 703 | 8 999 | -62,03 |
| -INDUSTRI LAINNYA | 1 995 412 273 | 2 402 695 868 | 20,41 | 5 307 721 810 | 6 186 327 375 | 16,55 |
| JAPAN | 118 150 118 | 127 205 933 | 7,66 | 670 681 080 | 687 159 097 | 2,46 |
| HONG KONG | 14 783 286 | 13 897 030 | -5,99 | 69 684 755 | 83 173 929 | 19,36 |
| KOREA, DEMOCRATIC PEOPLE'S RI | 249 | 0 | -100,00 | 3 716 | 0 | -100,00 |
| KOREA, REPUBLIC OF | 201 944 182 | 100 699 424 | -50,14 | 212 988 178 | 139 582 830 | -34,46 |
| TAIWAN | 58 371 652 | 71 273 231 | 22,10 | 67 797 762 | 91 966 416 | 35,65 |
| CHINA | 103 849 245 | 210 965 218 | 103,15 | 137 466 200 | 214 213 146 | 55,83 |
| MONGOLIA | 216 961 | 392 683 | 80,99 | 651 427 | 5 140 935 | 689,18 |
| MACAU | 652 916 | 41 554 | -93,64 | 133 888 | 30 844 | -76,96 |
| PAPUA NEW GUINEA | 12 802 584 | 8 762 074 | -31,56 | 14 703 794 | 17 285 918 | 17,56 |
| THAILAND | 85 383 590 | 108 285 139 | 26,82 | 253 620 516 | 414 151 890 | 63,30 |
| SINGAPORE | 201 955 282 | 151 462 194 | -25,00 | 1 013 716 601 | 720 665 677 | -28,91 |
| PHILIPPINES | 85 362 258 | 74 694 851 | -12,50 | 131 042 968 | 156 859 517 | 19,70 |

TABEL 5. PERKEMBANGAN EKSPOR INDONESIA MENURUT KOMODITI DAN NEGARA TUJUAN

| JENIS BARANG | BERAT BERSIH (KG) | | PERUB | NILAI FOB (US \$) | | PERUB |
|------------------------------|-------------------|--------------|-----------|-------------------|--------------|----------|
| | JAN-DES 2009 | JAN-DES 2010 | % | JAN-DES 2009 | JAN-DES 2010 | % |
| | (1) | (2) | (3) | (4) | (5) | (6) |
| MALAYSIA | 152 218 264 | 226 060 093 | 48,51 | 262 588 939 | 374 598 927 | 42,66 |
| MYANMAR (FORM. BURMA) | 6 861 209 | 7 318 581 | 6,67 | 6 290 596 | 7 004 802 | 11,35 |
| CAMBODIA | 1 148 377 | 1 260 978 | 9,81 | 3 159 798 | 2 983 535 | -5,58 |
| BRUNEI DARUSSALAM | 3 878 622 | 4 143 042 | 6,82 | 3 422 837 | 3 655 783 | 6,81 |
| LAO PEOPLE'S DEMOCRATIC REPU | 57 818 | 53 080 | -8,19 | 1 391 357 | 305 602 | -78,04 |
| NEPAL | 515 075 | 636 014 | 23,48 | 1 531 311 | 2 347 193 | 53,28 |
| BHUTAN | 923 | 6 315 | 584,18 | 3 674 | 86 054 | 2 242,24 |
| VIET NAM | 52 342 878 | 59 723 276 | 14,10 | 112 980 924 | 183 259 191 | 62,20 |
| MALDIVES | 3 248 268 | 5 262 176 | 62,00 | 2 846 166 | 4 831 527 | 69,76 |
| INDIA | 65 616 872 | 59 036 788 | -10,03 | 113 785 752 | 205 173 270 | 80,32 |
| PAKISTAN | 33 498 767 | 29 872 331 | -10,83 | 24 216 602 | 20 582 507 | -15,01 |
| BANGLADESH | 18 373 732 | 23 091 132 | 25,67 | 21 526 672 | 26 618 490 | 23,65 |
| SRI LANKA | 5 692 153 | 9 138 654 | 60,55 | 12 458 006 | 20 089 942 | 61,26 |
| AFGHANISTAN | 1 268 659 | 598 631 | -52,81 | 387 974 | 602 785 | 55,37 |
| IRAQ | 9 397 331 | 3 966 851 | -57,79 | 21 268 667 | 12 229 702 | -42,50 |
| IRAN (ISLAMIC REPUBLIC OF) | 3 516 441 | 5 091 411 | 44,79 | 8 817 901 | 11 391 929 | 29,19 |
| SAUDI ARABIA | 24 117 413 | 23 038 655 | -4,47 | 41 230 414 | 42 874 758 | 3,99 |
| ISRAEL | 1 106 372 | 2 189 926 | 97,94 | 4 082 212 | 7 454 067 | 82,60 |
| KUWAIT | 4 649 154 | 1 889 313 | -59,36 | 5 244 691 | 3 121 321 | -40,49 |
| JORDAN | 1 835 241 | 2 928 838 | 59,59 | 3 799 615 | 6 455 293 | 69,89 |
| LEBANON | 1 144 940 | 1 286 484 | 12,36 | 3 011 369 | 2 370 823 | -21,27 |
| YEMEN | 808 177 | 536 041 | -33,67 | 2 238 068 | 1 904 872 | -14,89 |
| OMAN | 453 152 | 500 823 | 10,52 | 1 417 706 | 2 156 425 | 52,11 |
| SYRIA ARAB REPUBLIC | 1 074 702 | 964 849 | -10,22 | 3 196 598 | 4 814 821 | 50,62 |
| TURKEY | 7 816 104 | 9 837 112 | 25,86 | 12 966 753 | 21 959 148 | 69,35 |
| UNITED ARAB EMIRATES | 29 312 177 | 13 831 665 | -52,81 | 51 581 484 | 42 611 115 | -17,39 |
| QATAR | 5 002 171 | 2 827 326 | -43,48 | 4 199 546 | 2 995 466 | -28,67 |
| BAHRAIN | 2 683 908 | 1 583 411 | -41,00 | 1 305 083 | 1 666 122 | 27,66 |
| CYPRUS | 462 206 | 350 594 | -24,15 | 858 813 | 959 351 | 11,71 |
| EGYPT | 5 222 927 | 7 148 512 | 36,87 | 14 987 482 | 22 447 146 | 49,77 |
| LIBYAN ARAB JAMAHIRIYA | 1 512 856 | 907 213 | -40,03 | 3 651 540 | 2 502 143 | -31,48 |
| MOROCCO | 2 795 907 | 2 068 133 | -26,03 | 9 636 583 | 8 911 052 | -7,53 |
| TUNISIA | 2 255 855 | 2 828 206 | 25,37 | 7 193 724 | 8 288 937 | 15,22 |
| ALGERIA | 7 905 082 | 4 910 059 | -37,89 | 17 893 695 | 18 220 127 | 1,82 |
| SUDAN | 609 962 | 1 198 681 | 96,52 | 2 284 453 | 4 288 323 | 87,72 |
| ERITREA | 240 176 | 117 175 | -51,21 | 347 799 | 158 656 | -54,38 |
| NAMIBIA | 50 772 | 190 992 | 276,18 | 20 947 | 132 212 | 531,17 |
| ETHIOPIA | 412 917 | 275 831 | -33,20 | 1 163 677 | 101 452 | -91,28 |
| TANZANIA, UNITED REPUBLIC OF | 1 099 625 | 1 146 894 | 4,30 | 3 766 059 | 4 271 182 | 13,41 |
| MADAGASCAR | 407 378 | 1 390 099 | 241,23 | 436 850 | 1 028 012 | 135,32 |
| SOMALIA | 0 | 3 475 | - | 0 | 31 664 | - |
| KENYA | 2 411 090 | 3 276 397 | 35,89 | 11 546 721 | 13 643 691 | 18,16 |
| REUNION | 1 027 385 | 414 726 | -59,63 | 1 103 640 | 603 913 | -45,28 |
| MOZAMBIQUE | 611 030 | 1 074 344 | 75,83 | 763 942 | 1 363 022 | 78,42 |
| BOTSWANA | 20 098 | 26 | -99,87 | 83 650 | 35 | -99,96 |
| EQUATORIAL GUINEA | 56 447 | 25 185 | -55,38 | 141 796 | 57 861 | -59,19 |
| TOGO | 197 848 | 496 507 | 150,95 | 341 703 | 756 428 | 121,37 |
| GHANA | 9 252 419 | 10 894 019 | 17,74 | 13 103 110 | 16 246 846 | 23,99 |
| LIBERIA | 43 805 | 212 452 | 384,99 | 205 115 | 317 697 | 54,89 |
| GUINEA | 707 645 | 1 587 596 | 124,35 | 1 002 098 | 4 458 347 | 344,90 |
| ANGOLA | 2 665 729 | 3 098 511 | 16,24 | 7 422 803 | 15 381 424 | 107,22 |
| CONGO | 162 983 | 133 696 | -17,97 | 314 174 | 292 903 | -6,77 |
| CAMEROON | 414 312 | 140 380 | -66,12 | 1 606 723 | 384 187 | -76,09 |
| NIGERIA | 10 485 674 | 13 878 922 | 32,36 | 17 435 981 | 27 979 826 | 60,47 |
| SIERRA LEONE | 132 039 | 63 908 | -51,60 | 339 726 | 356 180 | 4,84 |
| GABON | 140 705 | 49 895 | -64,54 | 682 325 | 168 523 | -75,30 |
| COTE D'IVOIRE | 3 211 983 | 2 023 470 | -37,00 | 3 234 187 | 4 554 407 | 40,82 |
| SENEGAL | 528 323 | 519 358 | -1,70 | 1 805 089 | 1 683 967 | -6,71 |
| MAURITANIA | 371 457 | 133 049 | -64,18 | 1 442 570 | 628 876 | -56,41 |
| MALI | 13 830 | 3 910 | -71,73 | 140 581 | 31 960 | -77,27 |
| BENIN | 643 868 | 1 656 811 | 157,32 | 1 012 241 | 1 990 495 | 96,64 |
| BURKINA FASO | 24 902 | 196 644 | 689,67 | 188 175 | 1 319 730 | 601,33 |
| GUINEA BISSAU | 1 979 | 12 296 | 521,32 | 17 001 | 87 212 | 412,98 |
| GAMBIA | 26 076 | 97 935 | 275,58 | 80 058 | 287 875 | 259,58 |
| U.S. VIRGIN ISLANDS | 23 933 | 1 066 | -95,55 | 17 908 | 1 731 | -90,33 |
| SEYCHELLES | 220 648 | 316 269 | 43,34 | 476 942 | 695 274 | 45,78 |
| UGANDA | 302 896 | 423 047 | 39,67 | 1 621 637 | 1 760 398 | 8,56 |
| CENTRAL AFRICAN REPUBLIC | 77 530 | 98 206 | 26,67 | 77 019 | 407 160 | 428,65 |
| NIGER | 6 238 | 196 | -96,86 | 48 737 | 2 065 | -95,76 |
| CHAD | 5 934 | 4 078 | -31,28 | 24 872 | 41 244 | 65,83 |
| DJIBOUTI | 457 139 | 349 051 | -23,64 | 879 838 | 908 912 | 3,30 |
| SAO TOME AND PRINCIPE | 24 098 | 14 173 | -41,19 | 54 713 | 21 435 | -60,82 |
| SWAZILAND | 87 405 | 152 879 | 74,91 | 486 441 | 820 026 | 68,58 |
| SOUTH AFRICA | 8 329 322 | 11 767 661 | 41,28 | 16 320 606 | 37 766 646 | 131,40 |
| ZIMBABWE | 9 372 | 189 064 | 1 917,33 | 30 417 | 1 096 030 | 3 503,35 |
| ZAMBIA | 40 575 | 25 619 | -36,86 | 244 111 | 361 235 | 47,98 |
| MALAWI | 0 | 17 417 | - | 0 | 89 806 | - |
| COMOROS | 52 719 | 94 078 | 78,45 | 467 829 | 357 214 | -23,64 |
| BURUNDI | 93 099 | 25 031 | -73,11 | 554 286 | 127 214 | -77,05 |
| MAURITIUS | 369 181 | 855 193 | 131,65 | 922 907 | 1 435 761 | 55,57 |
| RWANDA | 578 | 72 571 | 12 455,54 | 13 334 | 327 338 | 2 354,91 |

TABEL 5. PERKEMBANGAN EKSPOR INDONESIA MENURUT KOMODITI DAN NEGARA TUJUAN

| JENIS BARANG | BERAT BERSIH (KG) | | PERUB | NILAI FOB (US \$) | | PERUB |
|--------------------------------|-------------------|--------------|-----------|-------------------|--------------|----------|
| | JAN-DES 2009 | JAN-DES 2010 | % | JAN-DES 2009 | JAN-DES 2010 | % |
| | (1) | (2) | (3) | (4) | (5) | (6) |
| VIRGIN ISLANDS (BRITISH) | 119 893 | 2 144 | -98,21 | 57 989 | 12 141 | -79,06 |
| AUSTRALIA | 57 581 494 | 64 263 538 | 11,60 | 169 998 014 | 165 822 900 | -2,46 |
| NEW ZEALAND | 7 076 090 | 6 969 537 | -1,51 | 14 353 426 | 10 025 436 | -30,15 |
| MICRONESIA, FEDERATED STATES | 1 894 | 6 733 | 255,49 | 2 557 | 11 382 | 345,13 |
| GUAM | 8 937 | 29 114 | 225,77 | 17 649 | 82 230 | 365,92 |
| PALAU | 147 | 2 988 | 1 932,65 | 2 926 | 34 136 | 1 066,64 |
| NAURU | 13 150 | 21 090 | 60,38 | 6 375 | 21 531 | 237,74 |
| NEW CALEDONIA | 556 566 | 514 593 | -7,54 | 575 170 | 722 123 | 25,55 |
| NORTHERN MARIANA ISLANDS | 37 066 | 3 983 | -89,25 | 40 383 | 8 233 | -79,61 |
| SAINT VINCENT AND THE GRENADI | 744 | 1 020 | 37,10 | 985 | 1 351 | 37,16 |
| VANUATU | 258 353 | 136 505 | -47,16 | 601 815 | 142 549 | -76,31 |
| WALLIS AND FUTUNA ISLANDS | 7 457 | 9 358 | 25,49 | 19 177 | 24 009 | 25,20 |
| BRITISH INDIAN OCEAN TERRITORY | 1 913 | 0 | -100,00 | 2 556 | 0 | -100,00 |
| AMERICAN SAMOA | 2 830 | 11 201 | 295,80 | 7 345 | 32 944 | 348,52 |
| COOK ISLANDS | 32 019 | 22 685 | -29,15 | 55 487 | 130 485 | 135,16 |
| FIJI | 438 938 | 155 654 | -64,54 | 635 298 | 603 280 | -5,04 |
| KIRIBATI | 2 164 | 1 066 | -50,74 | 9 732 | 2 185 | -77,55 |
| SAMOA | 91 419 | 10 549 | -88,46 | 99 081 | 27 966 | -71,77 |
| SOLOMON ISLANDS | 74 149 | 254 567 | 243,32 | 94 940 | 720 858 | 659,28 |
| TONGA | 142 865 | 265 737 | 86,01 | 349 173 | 498 917 | 42,89 |
| TUVALU | 4 620 | 2 480 | -46,32 | 12 350 | 6 829 | -44,70 |
| CHRISTMAS ISLANDS | 0 | 37 000 | - | 0 | 96 029 | - |
| TOKELAU | 6 480 | 0 | -100,00 | 5 658 | 0 | -100,00 |
| EAST TIMOR | 21 100 309 | 20 271 654 | -3,93 | 26 748 301 | 24 081 883 | -9,97 |
| UNITED STATES | 121 186 360 | 87 017 165 | -28,20 | 623 992 153 | 725 880 893 | 16,33 |
| CANADA | 4 258 229 | 6 427 454 | 50,94 | 21 029 042 | 30 164 887 | 43,44 |
| MEXICO | 3 157 738 | 1 252 163 | -60,35 | 18 852 618 | 10 550 340 | -44,04 |
| GUATEMALA | 85 690 | 93 068 | 8,61 | 379 975 | 479 591 | 26,22 |
| HONDURAS | 90 918 | 81 285 | -10,60 | 309 546 | 319 708 | 3,28 |
| NICARAGUA | 351 | 66 110 | 18 734,76 | 713 | 27 820 | 3 801,82 |
| PANAMA | 2 206 882 | 499 958 | -77,35 | 3 873 547 | 3 274 611 | -15,46 |
| CUBA | 96 | 578 | 502,08 | 4 489 | 30 702 | 583,94 |
| SURINAME | 87 025 | 67 219 | -22,76 | 323 427 | 335 951 | 3,87 |
| CHILE | 4 242 179 | 3 965 348 | -6,53 | 13 825 599 | 16 359 135 | 18,32 |
| VENEZUELA | 2 465 883 | 3 562 732 | 44,48 | 975 956 | 1 638 896 | 67,93 |
| ARGENTINA | 1 826 416 | 4 083 238 | 123,57 | 12 379 682 | 23 087 437 | 86,49 |
| BRAZIL | 5 215 638 | 5 979 013 | 14,64 | 21 044 964 | 26 862 370 | 27,64 |
| COLOMBIA | 463 494 | 1 279 544 | 176,06 | 1 597 227 | 4 294 099 | 168,85 |
| BOLIVIA | 80 793 | 70 585 | -12,63 | 377 280 | 332 008 | -12,00 |
| URUGUAY | 69 713 | 169 441 | 143,06 | 199 053 | 609 305 | 206,10 |
| PARAGUAY | 206 880 | 204 108 | -1,34 | 531 060 | 638 368 | 20,21 |
| ECUADOR | 1 415 379 | 1 015 638 | -28,24 | 3 735 504 | 3 493 722 | -6,47 |
| PERU | 1 987 685 | 5 173 874 | 160,30 | 6 454 139 | 17 423 903 | 169,96 |
| GUYANA | 53 161 | 100 194 | 88,47 | 161 168 | 162 735 | 0,97 |
| TRINIDAD AND TOBAGO | 142 863 | 206 352 | 44,44 | 504 761 | 849 441 | 68,29 |
| BAHAMAS | 9 359 | 38 749 | 314,03 | 10 199 | 116 160 | 1 038,94 |
| JAMAICA | 55 157 | 9 838 | -82,16 | 55 470 | 19 978 | -63,98 |
| PUERTO RICO | 48 752 | 77 413 | 58,79 | 107 447 | 173 166 | 61,16 |
| BELIZE | 3 136 | 2 993 | -4,56 | 8 702 | 5 664 | -34,91 |
| DOMINICAN REPUBLIC | 496 122 | 370 744 | -25,27 | 1 643 081 | 1 614 625 | -1,73 |
| EL SALVADOR | 142 811 | 187 577 | 31,35 | 542 204 | 585 662 | 8,02 |
| COSTA RICA | 932 834 | 507 267 | -45,62 | 1 684 816 | 1 231 129 | -26,93 |
| HAITI | 249 080 | 27 470 | -88,97 | 292 142 | 61 968 | -78,79 |
| BARBADOS | 88 929 | 6 037 | -93,21 | 40 176 | 12 567 | -68,72 |
| ANTIGUA AND BARBUDA | 1 628 | 7 106 | 336,49 | 10 831 | 28 707 | 165,04 |
| ANGUILLA | 3 991 | 7 664 | 92,03 | 13 489 | 29 831 | 121,15 |
| ARUBA | 25 697 | 43 797 | 70,44 | 19 391 | 28 154 | 45,19 |
| BERMUDA | 2 441 | 2 507 | 2,70 | 8 457 | 10 556 | 24,82 |
| CAPE VERDE | 95 449 | 60 849 | -36,25 | 140 967 | 141 849 | 0,63 |
| CAYMAN ISLANDS | 21 710 | 2 831 | -86,96 | 11 768 | 5 912 | -49,76 |
| DOMINICA | 30 845 | 1 848 | -94,01 | 116 312 | 3 677 | -96,84 |
| FRENCH GUIANA | 25 426 | 28 874 | 13,56 | 53 864 | 20 107 | -62,67 |
| FRENCH POLYNESIA | 1 009 032 | 549 994 | -45,49 | 839 296 | 794 640 | -5,32 |
| GREENLAND | 0 | 3 190 | - | 0 | 41 882 | - |
| GRENADA | 510 | 0 | -100,00 | 2 082 | 0 | -100,00 |
| MARTINIQUE | 51 464 | 86 806 | 68,67 | 136 377 | 207 528 | 52,17 |
| NETHERLANDS ANTILLES | 121 062 | 1 218 350 | 906,39 | 248 746 | 8 271 503 | 3 225,28 |
| SAINT LUCIA | 28 843 | 2 883 | -90,00 | 60 455 | 40 604 | -32,84 |
| TURKS AND CAICOS ISLANDS | 1 390 | 200 | -85,61 | 6 409 | 89 | -98,61 |
| GUADELOUPE | 233 890 | 114 801 | -50,92 | 191 893 | 191 004 | -0,46 |
| SAINT KITTS AND NEVIS | 5 394 | 26 347 | 388,45 | 37 566 | 82 417 | 119,39 |
| UNITED KINGDOM | 6 742 902 | 9 273 807 | 37,53 | 58 352 953 | 106 792 140 | 83,01 |
| NETHERLANDS | 156 753 715 | 131 215 612 | -16,29 | 253 371 595 | 174 643 255 | -31,07 |
| FRANCE | 12 934 942 | 18 714 176 | 44,68 | 35 259 812 | 63 788 138 | 80,91 |
| GERMANY, FED. REP. OF | 33 610 632 | 46 660 974 | 38,83 | 206 459 237 | 321 933 806 | 55,93 |
| AUSTRIA | 600 305 | 395 807 | -34,07 | 5 889 634 | 4 111 540 | -30,19 |
| BELGIUM | 18 426 212 | 26 937 757 | 46,19 | 104 188 284 | 115 186 231 | 10,56 |
| SWITZERLAND | 515 580 | 491 563 | -4,66 | 4 010 062 | 3 527 931 | -12,02 |
| LUXEMBOURG | 9 769 | 455 609 | 4 563,82 | 116 115 | 1 558 503 | 1 242,21 |
| MONACO | 0 | 14 524 | - | 0 | 20 850 | - |
| DENMARK | 1 730 244 | 1 977 320 | 14,28 | 8 847 759 | 13 462 363 | 52,16 |

TABEL 5. PERKEMBANGAN EKSPOR INDONESIA MENURUT KOMODITI DAN NEGARA TUJUAN

| JENIS BARANG | BERAT BERSIH (KG) | | PERUB | NILAI FOB (US \$) | | PERUB |
|------------------------------|-----------------------|-----------------------|----------------|----------------------|----------------------|----------------|
| | JAN-DES 2009 | JAN-DES 2010 | % | JAN-DES 2009 | JAN-DES 2010 | % |
| | (1) | (2) | (3) | (4) | (5) | (6) |
| NORWAY | 12 184 234 | 29 773 403 | 144,36 | 5 035 050 | 9 706 423 | 92,78 |
| SWEDEN | 1 274 988 | 3 616 162 | 183,62 | 9 183 264 | 9 607 348 | 4,62 |
| FINLAND | 1 847 398 | 2 510 780 | 35,91 | 21 089 594 | 29 070 637 | 37,84 |
| IRELAND | 54 470 | 56 955 | 4,56 | 420 115 | 490 259 | 16,70 |
| ITALY | 55 770 246 | 299 448 074 | 436,93 | 88 131 022 | 289 921 347 | 228,97 |
| SPAIN | 41 814 218 | 136 283 502 | 225,93 | 38 203 777 | 125 960 527 | 229,71 |
| PORTUGAL | 3 542 708 | 1 736 425 | -50,99 | 14 844 711 | 9 892 343 | -33,36 |
| ICELAND | 1 465 | 3 439 | 134,74 | 17 674 | 16 431 | -7,03 |
| GREECE | 5 387 992 | 4 523 766 | -16,04 | 10 110 276 | 6 594 300 | -34,78 |
| ANDORRA | 23 978 | 0 | -100,00 | 12 184 | 0 | -100,00 |
| LIECHTENSTEIN | 171 | 0 | -100,00 | 10 166 | 0 | -100,00 |
| DEMOCRATIC REPUBLIC OF THE C | 564 402 | 341 747 | -39,45 | 2 549 245 | 1 030 219 | -59,59 |
| HUNGARY | 394 947 | 633 581 | 60,42 | 1 508 895 | 4 412 246 | 192,42 |
| POLAND | 4 269 643 | 5 657 282 | 32,50 | 10 678 785 | 14 094 704 | 31,99 |
| ROMANIA | 120 835 | 15 088 484 | 12 386,85 | 542 458 | 12 815 085 | 2 262,41 |
| BULGARIA | 356 759 | 88 623 | -75,16 | 1 303 056 | 462 336 | -64,52 |
| YUGOSLAVIA | 54 724 | 8 867 | -83,80 | 208 386 | 43 871 | -78,95 |
| ALBANIA | 30 480 | 4 325 | -85,81 | 106 243 | 2 909 | -97,26 |
| ARMENIA | 1 | 9 600 | 959 900,00 | 449 | 243 860 | 54 211,80 |
| AZERBAIJAN | 12 005 | 51 722 | 330,84 | 188 533 | 184 875 | -1,94 |
| BELARUS | 14 470 | 9 969 | -31,11 | 217 345 | 167 964 | -22,72 |
| KAZAKHSTAN | 1 927 113 | 436 931 | -77,33 | 6 369 715 | 2 030 843 | -68,12 |
| KYRGYZSTAN | 39 126 | 72 259 | 84,68 | 228 132 | 324 706 | 42,33 |
| TAJIKISTAN | 103 390 | 92 135 | -10,89 | 343 094 | 391 500 | 14,11 |
| TURKMENISTAN | 0 | 579 | - | 0 | 19 756 | - |
| UKRAINE | 857 393 | 1 236 274 | 44,19 | 2 635 681 | 4 625 070 | 75,48 |
| UZBEKISTAN | 45 784 | 120 454 | 163,09 | 197 964 | 458 888 | 131,80 |
| LITHUANIA | 87 413 | 85 049 | -2,70 | 201 102 | 557 091 | 177,02 |
| LATVIA | 41 581 | 210 523 | 406,30 | 445 549 | 845 328 | 89,73 |
| ESTONIA | 822 558 | 326 475 | -60,31 | 417 692 | 183 885 | -55,98 |
| GEORGIA | 66 018 | 51 465 | -22,04 | 90 187 | 64 140 | -28,88 |
| CROATIA | 222 205 | 87 347 | -60,69 | 887 906 | 342 070 | -61,47 |
| BOSNIA AND HERZEGOVINA | 4 197 | 722 | -82,80 | 49 032 | 5 921 | -87,92 |
| MALTA | 64 794 | 60 440 | -6,72 | 146 627 | 106 985 | -27,04 |
| SLOVAKIA | 66 909 | 22 425 | -66,48 | 2 165 293 | 1 167 286 | -46,09 |
| SLOVENIA | 231 076 | 213 100 | -7,78 | 680 376 | 458 039 | -32,68 |
| CZECH REPUBLIC | 153 620 | 292 743 | 90,56 | 724 270 | 1 536 084 | 112,09 |
| REP. OF MACEDONIA | 9 059 | 4 756 | -47,50 | 31 186 | 25 280 | -18,94 |
| RUSSIA FEDERATION | 3 798 600 | 4 419 311 | 16,34 | 8 782 667 | 13 266 544 | 51,05 |
| BIJI TEMBAGA | 2 330 260 540 | 2 642 086 808 | 13,38 | 5 101 280 022 | 6 882 171 329 | 34,91 |
| JAPAN | 961 201 401 | 1 120 471 829 | 16,57 | 2 074 956 861 | 2 876 251 671 | 38,62 |
| HONG KONG | 0 | 99 500 | - | 0 | 7 860 | - |
| KOREA, REPUBLIC OF | 463 560 767 | 441 054 302 | -4,86 | 1 021 752 508 | 1 128 977 087 | 10,49 |
| TAIWAN | 0 | 92 600 | - | 0 | 14 539 | - |
| CHINA | 66 538 243 | 127 797 947 | 92,07 | 131 501 178 | 331 320 033 | 151,95 |
| THAILAND | 0 | 25 000 | - | 0 | 7 500 | - |
| SINGAPORE | 10 745 986 | 23 040 938 | 114,41 | 12 294 943 | 56 524 457 | 359,74 |
| PHILIPPINES | 169 377 157 | 91 957 279 | -45,71 | 363 201 146 | 208 847 256 | -42,50 |
| INDIA | 275 248 801 | 354 420 198 | 28,76 | 636 243 482 | 973 709 528 | 53,04 |
| EAST TIMOR | 0 | 141 | - | 0 | 121 | - |
| GERMANY, FED. REP. OF | 43 959 338 | 88 134 840 | 100,49 | 93 799 620 | 222 584 548 | 137,30 |
| SPAIN | 339 628 847 | 394 992 234 | 16,30 | 767 530 284 | 1 083 926 729 | 41,22 |
| BIJI NIKEL | 10 437 126 465 | 17 566 047 388 | 68,30 | 277 569 221 | 532 446 129 | 91,82 |
| JAPAN | 1 459 011 400 | 1 453 681 620 | -0,37 | 72 693 616 | 99 008 971 | 36,20 |
| HONG KONG | 279 733 039 | 0 | -100,00 | 4 001 115 | 0 | -100,00 |
| CHINA | 7 604 354 011 | 14 346 464 168 | 88,66 | 151 984 288 | 348 397 438 | 129,23 |
| THAILAND | 33 600 000 | 0 | -100,00 | 504 000 | 0 | -100,00 |
| SINGAPORE | 1 202 | 15 000 | 1 147,92 | 2 435 | 225 | -90,76 |
| INDIA | 0 | 1 000 | - | 0 | 200 | - |
| AUSTRALIA | 0 | 844 789 000 | - | 0 | 17 136 496 | - |
| UNITED KINGDOM | 138 226 000 | 0 | -100,00 | 6 123 985 | 0 | -100,00 |
| FRANCE | 30 699 | 0 | -100,00 | 37 | 0 | -100,00 |
| SWITZERLAND | 0 | 50 179 000 | - | 0 | 1 455 191 | - |
| GREECE | 389 706 114 | 240 937 900 | -38,17 | 10 755 283 | 18 629 318 | 73,21 |
| UKRAINE | 532 464 000 | 629 979 700 | 18,31 | 31 504 462 | 47 818 290 | 51,78 |
| BAUKSIT | 14 720 320 687 | 27 410 374 572 | 86,21 | 249 705 203 | 478 977 533 | 91,82 |
| JAPAN | 213 067 530 | 480 578 550 | 125,55 | 4 726 360 | 8 306 178 | 75,74 |
| HONG KONG | 0 | 44 170 000 | - | 0 | 560 206 | - |
| TAIWAN | 67 500 000 | 76 753 690 | 13,71 | 896 251 | 1 297 766 | 44,80 |
| CHINA | 14 322 053 157 | 26 600 486 412 | 85,73 | 242 760 992 | 466 437 281 | 92,14 |
| SINGAPORE | 117 700 000 | 0 | -100,00 | 1 321 600 | 0 | -100,00 |
| SWITZERLAND | 0 | 208 385 920 | - | 0 | 2 376 102 | - |
| BIJI TIMAH/TIN | 2 543 | 0 | -100,00 | 59 793 | 0 | -100,00 |
| HONG KONG | 700 | 0 | -100,00 | 170 | 0 | -100,00 |
| SINGAPORE | 2 | 0 | -100,00 | 48 | 0 | -100,00 |
| SWEDEN | 1 841 | 0 | -100,00 | 59 575 | 0 | -100,00 |

TABEL 5. PERKEMBANGAN EKSPOR INDONESIA MENURUT KOMODITI DAN NEGARA TUJUAN

| JENIS BARANG | BERAT BERSIH (KG) | | PERUB | NILAI FOB (US \$) | | PERUB |
|-------------------------------|------------------------|------------------------|---------------|-----------------------|-----------------------|---------------|
| | JAN-DES 2009 | JAN-DES 2010 | % | JAN-DES 2009 | JAN-DES 2010 | % |
| | (1) | (2) | (3) | (4) | (5) | (6) |
| BATU BARA | 234 793 072 164 | 298 844 439 540 | 27,28 | 13 817 147 732 | 18 499 393 053 | 33,89 |
| JAPAN | 32 217 736 477 | 35 266 721 420 | 9,46 | 2 191 834 874 | 2 801 292 180 | 27,81 |
| HONG KONG | 10 714 157 463 | 9 706 244 544 | -9,41 | 710 803 344 | 626 082 115 | -11,92 |
| KOREA, DEMOCRATIC PEOPLE'S RI | 107 628 922 | 141 643 841 | 31,60 | 4 907 379 | 8 578 390 | 74,81 |
| KOREA, REPUBLIC OF | 33 418 449 116 | 43 275 560 178 | 29,50 | 1 851 406 824 | 2 514 598 682 | 35,82 |
| TAIWAN | 24 723 441 553 | 25 002 219 703 | 1,13 | 1 803 074 865 | 1 758 020 522 | -2,50 |
| CHINA | 39 330 831 290 | 74 804 953 527 | 90,19 | 2 071 731 209 | 4 391 763 637 | 111,99 |
| THAILAND | 11 229 678 744 | 13 081 781 519 | 16,49 | 536 399 067 | 674 559 653 | 25,76 |
| SINGAPORE | 116 299 401 | 274 581 400 | 136,10 | 4 415 988 | 14 128 071 | 219,93 |
| PHILIPPINES | 7 518 109 295 | 11 110 905 091 | 47,79 | 509 636 775 | 798 904 319 | 56,76 |
| MALAYSIA | 12 483 323 962 | 15 535 685 830 | 24,45 | 745 602 273 | 1 082 894 423 | 45,24 |
| CAMBODIA | 62 693 361 | 138 536 900 | 120,98 | 3 168 628 | 7 535 673 | 137,82 |
| VIET NAM | 608 642 053 | 754 503 881 | 23,97 | 34 965 757 | 55 502 026 | 58,73 |
| INDIA | 39 108 918 130 | 51 254 260 357 | 31,06 | 1 952 277 890 | 2 420 153 879 | 23,97 |
| PAKISTAN | 2 495 977 264 | 2 139 798 778 | -14,27 | 158 429 691 | 162 230 460 | 2,40 |
| BANGLADESH | 21 439 000 | 0 | -100,00 | 621 731 | 0 | -100,00 |
| SRI LANKA | 40 371 787 | 202 221 760 | 400,90 | 2 193 453 | 13 060 966 | 495,45 |
| ISRAEL | 40 163 000 | 0 | -100,00 | 3 667 825 | 0 | -100,00 |
| TURKEY | 0 | 183 967 000 | - | 0 | 30 634 787 | - |
| UNITED ARAB EMIRATES | 306 397 972 | 0 | -100,00 | 18 642 360 | 0 | -100,00 |
| EGYPT | 155 610 000 | 0 | -100,00 | 9 336 600 | 0 | -100,00 |
| SIERRA LEONE | 36 300 429 | 21 885 395 | -39,71 | 1 796 871 | 1 630 461 | -9,26 |
| AUSTRALIA | 41 176 273 | 11 105 067 | -73,03 | 2 305 206 | 817 398 | -64,54 |
| NEW ZEALAND | 712 274 000 | 256 935 000 | -63,93 | 34 516 218 | 12 564 989 | -63,60 |
| AMERICAN SAMOA | 5 629 858 | 5 233 063 | -7,05 | 216 750 | 191 007 | -11,88 |
| EAST TIMOR | 1 673 665 | 0 | -100,00 | 789 594 | 0 | -100,00 |
| UNITED STATES | 2 081 567 121 | 1 936 469 675 | -6,97 | 113 451 451 | 90 101 585 | -20,58 |
| MEXICO | 63 123 000 | 0 | -100,00 | 5 207 648 | 0 | -100,00 |
| CHILE | 577 165 000 | 838 330 000 | 45,25 | 57 469 399 | 56 553 417 | -1,59 |
| CAYMAN ISLANDS | 99 799 000 | 72 780 000 | -27,07 | 6 067 778 | 5 661 556 | -6,69 |
| UNITED KINGDOM | 775 051 000 | 161 569 000 | -79,15 | 53 830 014 | 11 130 489 | -79,32 |
| NETHERLANDS | 3 384 841 004 | 2 719 083 000 | -19,67 | 204 398 570 | 223 394 981 | 9,29 |
| FRANCE | 2 000 | 0 | -100,00 | 120 | 0 | -100,00 |
| GERMANY, FED. REP. OF | 1 000 | 1 400 | 40,00 | 60 | 72 | 20,00 |
| BELGIUM | 64 800 000 | 0 | -100,00 | 2 919 000 | 0 | -100,00 |
| SWITZERLAND | 256 787 000 | 116 435 203 | -54,66 | 13 695 515 | 7 506 168 | -45,19 |
| DENMARK | 24 | 0 | -100,00 | 50 | 0 | -100,00 |
| ITALY | 5 797 018 000 | 6 306 256 000 | 8,78 | 360 020 285 | 544 394 218 | 51,21 |
| SPAIN | 4 808 404 000 | 1 564 281 999 | -67,47 | 269 254 882 | 80 604 778 | -70,06 |
| GREECE | 31 501 000 | 34 998 000 | 11,10 | 1 197 038 | 1 732 401 | 44,72 |
| ANDORRA | 0 | 62 500 000 | - | 0 | 3 937 500 | - |
| POLAND | 0 | 626 571 000 | - | 0 | 33 839 118 | - |
| CROATIA | 417 767 000 | 633 952 000 | 51,75 | 22 473 603 | 34 037 820 | 51,46 |
| SLOVENIA | 839 269 000 | 489 760 000 | -41,64 | 50 038 999 | 24 801 340 | -50,44 |
| REP. OF MACEDONIA | 99 054 000 | 112 708 006 | 13,78 | 4 382 148 | 6 553 970 | 49,56 |
| RUSSIA FEDERATION | 0 | 3 | - | 0 | 2 | - |
| GRANIT | 2 033 416 659 | 2 172 079 795 | 6,82 | 17 976 842 | 16 011 367 | -10,93 |
| JAPAN | 470 720 | 339 216 | -27,94 | 91 974 | 81 187 | -11,73 |
| KOREA, REPUBLIC OF | 0 | 22 280 | - | 0 | 12 856 | - |
| TAIWAN | 0 | 205 775 | - | 0 | 17 534 | - |
| CHINA | 10 859 | 18 887 | 73,93 | 401 | 4 309 | 974,56 |
| THAILAND | 1 363 | 0 | -100,00 | 2 100 | 0 | -100,00 |
| SINGAPORE | 2 032 301 305 | 2 170 192 024 | 6,78 | 17 530 199 | 15 426 044 | -12,00 |
| MALAYSIA | 198 752 | 363 687 | 82,99 | 19 899 | 52 414 | 163,40 |
| BANGLADESH | 16 130 | 0 | -100,00 | 9 070 | 0 | -100,00 |
| UNITED ARAB EMIRATES | 1 150 | 0 | -100,00 | 1 531 | 0 | -100,00 |
| QATAR | 0 | 9 858 | - | 0 | 2 528 | - |
| AUSTRALIA | 109 038 | 22 103 | -79,73 | 44 395 | 12 008 | -72,95 |
| COOK ISLANDS | 1 169 | 0 | -100,00 | 3 779 | 0 | -100,00 |
| UNITED STATES | 243 709 | 322 244 | 32,22 | 219 111 | 212 468 | -3,03 |
| CANADA | 0 | 95 423 | - | 0 | 42 343 | - |
| FRANCE | 33 291 | 470 857 | 1 314,37 | 18 766 | 128 473 | 584,61 |
| NORWAY | 17 058 | 17 441 | 2,25 | 19 314 | 19 203 | -0,57 |
| ITALY | 382 | 0 | -100,00 | 157 | 0 | -100,00 |
| SPAIN | 3 606 | 0 | -100,00 | 7 461 | 0 | -100,00 |
| POLAND | 4 336 | 0 | -100,00 | 3 125 | 0 | -100,00 |
| SLOVENIA | 3 791 | 0 | -100,00 | 5 560 | 0 | -100,00 |
| PASIR ALAM | 93 804 | 1 772 | -98,11 | 205 040 | 353 | -99,83 |
| JAPAN | 501 | 1 000 | 99,60 | 500 | 234 | -53,20 |
| THAILAND | 196 | 0 | -100,00 | 450 | 0 | -100,00 |
| SINGAPORE | 80 | 0 | -100,00 | 500 | 0 | -100,00 |
| PHILIPPINES | 22 000 | 0 | -100,00 | 2 442 | 0 | -100,00 |
| MALAYSIA | 39 | 4 | -89,74 | 222 | 4 | -98,20 |
| INDIA | 0 | 768 | - | 0 | 115 | - |
| SRI LANKA | 10 000 | 0 | -100,00 | 6 655 | 0 | -100,00 |
| EGYPT | 17 | 0 | -100,00 | 25 | 0 | -100,00 |
| SOUTH AFRICA | 59 000 | 0 | -100,00 | 194 175 | 0 | -100,00 |
| DENMARK | 812 | 0 | -100,00 | 8 | 0 | -100,00 |
| ITALY | 815 | 0 | -100,00 | 23 | 0 | -100,00 |

TABEL 5. PERKEMBANGAN EKSPOR INDONESIA MENURUT KOMODITI DAN NEGARA TUJUAN

| JENIS BARANG | BERAT BERSIH (KG) | | PERUB | NILAI FOB (US \$) | | PERUB |
|----------------------------|----------------------|-----------------------|--------------|--------------------|--------------------|--------------|
| | JAN-DES 2009 | JAN-DES 2010 | % | JAN-DES 2009 | JAN-DES 2010 | % |
| | (1) | (2) | (3) | (4) | (5) | (6) |
| RUSSIA FEDERATION | 344 | 0 | -100,00 | 40 | 0 | -100,00 |
| HASIL TAMBANG LAIN | 8 048 549 547 | 11 331 547 626 | 40,79 | 228 394 791 | 303 581 343 | 32,92 |
| JAPAN | 28 369 456 | 24 535 501 | -13,51 | 4 068 689 | 3 738 060 | -8,13 |
| HONG KONG | 18 418 600 | 135 382 534 | 635,03 | 536 794 | 2 246 491 | 318,50 |
| KOREA, REPUBLIC OF | 22 895 689 | 15 051 727 | -34,26 | 2 672 235 | 1 817 601 | -31,98 |
| TAIWAN | 42 504 645 | 31 622 468 | -25,60 | 7 303 048 | 4 616 811 | -36,78 |
| CHINA | 6 236 438 756 | 9 088 787 279 | 45,74 | 184 153 619 | 258 738 624 | 40,50 |
| PAPUA NEW GUINEA | 30 000 | 0 | -100,00 | 20 710 | 0 | -100,00 |
| THAILAND | 3 042 618 | 56 096 225 | 1 743,68 | 301 041 | 1 327 703 | 341,04 |
| SINGAPORE | 1 171 962 297 | 1 523 346 911 | 29,98 | 10 967 494 | 11 910 592 | 8,60 |
| PHILIPPINES | 10 583 627 | 1 041 409 | -90,16 | 1 436 311 | 188 433 | -86,88 |
| MALAYSIA | 66 110 985 | 59 525 801 | -9,96 | 2 299 925 | 2 874 156 | 24,97 |
| MYANMAR (FORM. BURMA) | 213 500 | 141 900 | -33,54 | 16 759 | 10 090 | -39,79 |
| CAMBODIA | 1 469 548 | 2 426 390 | 65,11 | 110 405 | 196 606 | 78,08 |
| BRUNEI DARUSSALAM | 550 002 | 0 | -100,00 | 28 620 | 0 | -100,00 |
| VIET NAM | 8 880 028 | 8 126 579 | -8,48 | 1 399 920 | 775 677 | -44,59 |
| MALDIVES | 206 269 | 22 711 | -88,99 | 86 455 | 5 552 | -93,58 |
| INDIA | 41 298 591 | 39 195 506 | -5,09 | 1 300 478 | 3 769 758 | 189,87 |
| PAKISTAN | 40 000 | 113 000 | 182,50 | 4 350 | 14 855 | 241,49 |
| BANGLADESH | 17 420 661 | 34 269 452 | 96,72 | 810 204 | 978 125 | 20,73 |
| SRI LANKA | 538 141 | 13 750 | -97,44 | 65 788 | 3 020 | -95,41 |
| IRAN (ISLAMIC REPUBLIC OF) | 300 000 | 933 870 | 211,29 | 54 600 | 173 405 | 217,59 |
| SAUDI ARABIA | 256 000 | 209 052 | -18,34 | 37 380 | 36 518 | -2,31 |
| ISRAEL | 0 | 10 000 | - | 0 | 2 000 | - |
| KUWAIT | 39 666 | 44 049 | 11,05 | 12 504 | 3 244 | -74,06 |
| JORDAN | 0 | 22 400 | - | 0 | 4 890 | - |
| LEBANON | 4 | 0 | -100,00 | 71 | 0 | -100,00 |
| OMAN | 0 | 27 120 816 | - | 0 | 406 812 | - |
| TURKEY | 102 336 | 177 842 | 73,78 | 17 247 | 14 452 | -16,21 |
| UNITED ARAB EMIRATES | 303 688 862 | 241 130 743 | -20,60 | 5 302 149 | 3 687 402 | -30,45 |
| QATAR | 20 636 | 64 681 | 213,44 | 6 677 | 9 243 | 38,43 |
| BAHRAIN | 14 599 | 587 998 | 3 927,66 | 7 205 | 201 957 | 2 703,01 |
| CYPRUS | 101 300 | 113 500 | 12,04 | 12 385 | 9 080 | -26,69 |
| EGYPT | 65 400 | 0 | -100,00 | 7 123 | 0 | -100,00 |
| SUDAN | 0 | 5 000 | - | 0 | 1 000 | - |
| REUNION | 585 | 0 | -100,00 | 333 | 0 | -100,00 |
| ANGOLA | 14 332 | 0 | -100,00 | 7 767 | 0 | -100,00 |
| NIGERIA | 165 | 0 | -100,00 | 308 | 0 | -100,00 |
| GAMBIA | 0 | 3 138 | - | 0 | 464 | - |
| SOUTH AFRICA | 461 183 | 213 538 | -53,70 | 58 640 | 26 476 | -54,85 |
| MAURITIUS | 20 000 | 0 | -100,00 | 4 000 | 0 | -100,00 |
| VIRGIN ISLANDS (BRITISH) | 5 685 | 0 | -100,00 | 3 117 | 0 | -100,00 |
| AUSTRALIA | 15 340 867 | 17 100 474 | 11,47 | 2 011 446 | 2 058 593 | 2,34 |
| NEW ZEALAND | 42 531 | 21 000 | -50,62 | 5 329 | 2 310 | -56,65 |
| NEW CALEDONIA | 10 517 | 133 | -98,74 | 5 925 | 447 | -92,46 |
| VANUATU | 895 | 0 | -100,00 | 1 133 | 0 | -100,00 |
| COOK ISLANDS | 15 975 | 0 | -100,00 | 8 623 | 0 | -100,00 |
| FIJI | 1 200 | 0 | -100,00 | 675 | 0 | -100,00 |
| EAST TIMOR | 4 157 242 | 17 116 464 | 311,73 | 963 724 | 2 369 916 | 145,91 |
| UNITED STATES | 1 144 507 | 1 432 729 | 25,18 | 507 750 | 333 524 | -34,31 |
| CANADA | 67 052 | 55 224 | -17,64 | 22 021 | 15 044 | -31,68 |
| MEXICO | 38 806 | 20 000 | -48,46 | 2 978 | 8 679 | 191,44 |
| PANAMA | 0 | 3 072 | - | 0 | 1 500 | - |
| BRAZIL | 124 889 | 164 435 | 31,66 | 51 481 | 105 035 | 104,03 |
| COSTA RICA | 7 005 | 7 578 | 8,18 | 2 818 | 4 615 | 63,77 |
| ANTIGUA AND BARBUDA | 0 | 61 | - | 0 | 270 | - |
| ANGUILLA | 506 | 0 | -100,00 | 2 067 | 0 | -100,00 |
| FRENCH POLYNESIA | 1 076 | 5 490 | 410,22 | 2 528 | 14 408 | 469,94 |
| MARTINIQUE | 165 | 0 | -100,00 | 889 | 0 | -100,00 |
| NETHERLANDS ANTILLES | 168 | 0 | -100,00 | 201 | 0 | -100,00 |
| GUADELOUPE | 30 877 | 0 | -100,00 | 10 038 | 0 | -100,00 |
| UNITED KINGDOM | 216 833 | 227 225 | 4,79 | 35 872 | 46 477 | 29,56 |
| NETHERLANDS | 293 549 | 355 939 | 21,25 | 159 999 | 74 711 | -53,31 |
| FRANCE | 485 830 | 272 544 | -43,90 | 223 939 | 44 331 | -80,20 |
| GERMANY, FED. REP. OF | 362 810 | 142 936 | -60,60 | 72 722 | 71 204 | -2,09 |
| AUSTRIA | 63 | 0 | -100,00 | 166 | 0 | -100,00 |
| BELGIUM | 268 773 | 249 746 | -7,08 | 108 256 | 66 441 | -38,63 |
| SWITZERLAND | 49 154 025 | 153 000 | -99,69 | 810 622 | 6 759 | -99,17 |
| DENMARK | 39 927 | 0 | -100,00 | 27 131 | 0 | -100,00 |
| NORWAY | 19 938 | 5 318 | -73,33 | 12 540 | 4 668 | -62,78 |
| SWEDEN | 40 340 | 19 059 | -52,75 | 69 378 | 268 | -99,61 |
| FINLAND | 76 001 | 285 000 | 275,00 | 6 084 | 22 800 | 274,75 |
| ITALY | 162 811 | 237 883 | 46,11 | 42 576 | 49 592 | 16,48 |
| SPAIN | 296 956 | 343 903 | 15,81 | 79 945 | 61 347 | -23,26 |
| PORTUGAL | 0 | 2 850 000 | - | 0 | 376 200 | - |
| GREECE | 48 872 | 130 987 | 168,02 | 13 979 | 38 956 | 178,68 |
| POLAND | 18 194 | 0 | -100,00 | 12 410 | 0 | -100,00 |
| SLOVAKIA | 551 | 0 | -100,00 | 1 582 | 0 | -100,00 |
| SLOVENIA | 284 | 11 656 | 4 004,23 | 542 | 14 151 | 2 510,89 |
| RUSSIA FEDERATION | 15 346 | 0 | -100,00 | 3 071 | 0 | -100,00 |

TABEL 5. PERKEMBANGAN EKSPOR INDONESIA MENURUT KOMODITI DAN NEGARA TUJUAN

| JENIS BARANG | BERAT BERSIH (KG) | | PERUB | NILAI FOB (US \$) | | PERUB |
|-------------------------------|-------------------|------------------|---------------|-------------------|------------------|--------------|
| | JAN-DES 2009 | JAN-DES 2010 | % | JAN-DES 2009 | JAN-DES 2010 | % |
| (1) | (2) | (3) | (4) | (5) | (6) | (7) |
| BARANG-BARANG SENI | 2 659 385 | 2 290 380 | -13,88 | 10 794 071 | 9 939 120 | -7,92 |
| JAPAN | 156 339 | 86 861 | -44,44 | 336 843 | 218 316 | -35,19 |
| HONG KONG | 25 822 | 5 231 | -79,74 | 84 597 | 345 161 | 308,01 |
| KOREA, REPUBLIC OF | 171 291 | 10 016 | -94,15 | 288 636 | 36 548 | -87,34 |
| TAIWAN | 17 718 | 81 345 | 359,11 | 442 305 | 38 665 | -91,26 |
| CHINA | 36 670 | 196 176 | 434,98 | 73 970 | 187 429 | 153,39 |
| MACAU | 891 | 0 | -100,00 | 185 | 0 | -100,00 |
| PAPUA NEW GUINEA | 732 | 249 | -65,98 | 557 | 615 | 10,41 |
| THAILAND | 17 004 | 10 481 | -38,36 | 206 563 | 14 665 | -92,90 |
| SINGAPORE | 132 696 | 138 194 | 4,14 | 2 241 739 | 2 660 556 | 18,68 |
| PHILIPPINES | 6 037 | 3 549 | -41,21 | 3 294 | 2 937 | -10,84 |
| MALAYSIA | 132 852 | 68 940 | -48,11 | 229 261 | 345 900 | 50,88 |
| MYANMAR (FORM. BURMA) | 0 | 250 | - | 0 | 96 | - |
| CAMBODIA | 0 | 95 | - | 0 | 1 856 | - |
| BRUNEI DARUSSALAM | 18 510 | 0 | -100,00 | 39 077 | 0 | -100,00 |
| VIET NAM | 434 | 5 134 | 1 082,95 | 3 135 | 12 157 | 287,78 |
| MALDIVES | 521 | 1 247 | 139,35 | 4 622 | 6 812 | 47,38 |
| INDIA | 4 876 | 5 818 | 19,32 | 31 686 | 35 547 | 12,19 |
| PAKISTAN | 80 | 0 | -100,00 | 70 | 0 | -100,00 |
| SRI LANKA | 1 063 | 0 | -100,00 | 627 | 0 | -100,00 |
| IRAN (ISLAMIC REPUBLIC OF) | 15 810 | 11 165 | -29,38 | 44 387 | 50 373 | 13,49 |
| SAUDI ARABIA | 15 405 | 19 191 | 24,58 | 19 929 | 42 029 | 110,89 |
| ISRAEL | 1 436 | 1 972 | 37,33 | 3 233 | 9 471 | 192,95 |
| KUWAIT | 642 | 5 668 | 782,87 | 5 950 | 21 339 | 258,64 |
| JORDAN | 0 | 472 | - | 0 | 122 | - |
| LEBANON | 1 890 | 4 011 | 112,22 | 10 174 | 4 244 | -58,29 |
| OMAN | 137 | 438 | 219,71 | 1 310 | 340 | -74,05 |
| TURKEY | 110 960 | 159 517 | 43,76 | 203 860 | 258 303 | 26,71 |
| UNITED ARAB EMIRATES | 10 391 | 11 164 | 7,44 | 59 240 | 29 594 | -50,04 |
| QATAR | 323 | 520 | 60,99 | 4 525 | 5 320 | 17,57 |
| BAHRAIN | 382 | 1 089 | 185,08 | 1 591 | 16 978 | 967,13 |
| CYPRUS | 18 | 2 195 | 12 094,44 | 17 | 2 793 | 16 329,41 |
| EGYPT | 2 760 | 3 040 | 10,14 | 38 679 | 20 699 | -46,49 |
| MOROCCO | 2 460 | 79 | -96,79 | 3 452 | 133 | -96,15 |
| TUNISIA | 1 069 | 645 | -39,66 | 7 483 | 1 908 | -74,50 |
| TANZANIA, UNITED REPUBLIC OF | 0 | 77 | - | 0 | 666 | - |
| MADAGASCAR | 1 137 | 475 | -58,22 | 1 405 | 2 750 | 95,73 |
| KENYA | 70 | 37 | -47,14 | 131 | 77 | -41,22 |
| REUNION | 14 598 | 6 389 | -56,23 | 31 868 | 14 691 | -53,90 |
| MOZAMBIQUE | 4 224 | 434 | -89,73 | 9 784 | 1 146 | -88,29 |
| TOGO | 7 | 17 | 142,86 | 14 | 11 | -21,43 |
| ANGOLA | 1 967 | 324 | -83,53 | 1 899 | 404 | -78,73 |
| CONGO | 5 613 | 0 | -100,00 | 44 732 | 0 | -100,00 |
| NIGERIA | 3 | 0 | -100,00 | 18 | 0 | -100,00 |
| GABON | 1 987 | 1 042 | -47,56 | 4 197 | 3 065 | -26,97 |
| COTE D'IVOIRE | 387 | 30 | -92,25 | 1 270 | 727 | -42,76 |
| SENEGAL | 0 | 780 | - | 0 | 879 | - |
| BENIN | 55 | 0 | -100,00 | 290 | 0 | -100,00 |
| SEYCHELLES | 931 | 2 075 | 122,88 | 1 493 | 3 010 | 101,61 |
| DJIBOUTI | 0 | 15 | - | 0 | 90 | - |
| SWAZILAND | 0 | 1 384 | - | 0 | 1 788 | - |
| SOUTH AFRICA | 20 250 | 36 479 | 80,14 | 45 443 | 74 058 | 62,97 |
| MAURITIUS | 17 821 | 30 902 | 73,40 | 50 045 | 73 573 | 47,01 |
| VIRGIN ISLANDS (BRITISH) | 982 | 642 | -34,62 | 2 763 | 3 130 | 13,28 |
| AUSTRALIA | 208 287 | 198 946 | -4,48 | 1 025 949 | 597 214 | -41,79 |
| NEW ZEALAND | 12 551 | 10 704 | -14,72 | 34 404 | 16 063 | -53,31 |
| GUAM | 2 015 | 4 789 | 137,67 | 5 153 | 14 615 | 183,62 |
| NEW CALEDONIA | 22 422 | 42 350 | 88,88 | 47 445 | 59 536 | 25,48 |
| NORTHERN MARIANA ISLANDS | 0 | 1 017 | - | 0 | 3 414 | - |
| SAINT VINCENT AND THE GRENADI | 371 | 0 | -100,00 | 387 | 0 | -100,00 |
| VANUATU | 940 | 2 028 | 115,74 | 2 199 | 3 653 | 66,12 |
| WALLIS AND FUTUNA ISLANDS | 22 | 338 | 1 436,36 | 41 | 436 | 963,41 |
| COOK ISLANDS | 210 | 194 | -7,62 | 710 | 1 303 | 83,52 |
| FIJI | 1 272 | 696 | -45,28 | 2 806 | 5 373 | 91,48 |
| SAMOA | 1 154 | 0 | -100,00 | 299 | 0 | -100,00 |
| SOLOMON ISLANDS | 23 | 0 | -100,00 | 704 | 0 | -100,00 |
| EAST TIMOR | 16 486 | 20 063 | 21,70 | 7 147 | 56 421 | 689,44 |
| UNITED STATES | 247 943 | 279 375 | 12,68 | 962 976 | 1 601 387 | 66,30 |
| CANADA | 31 878 | 23 379 | -26,66 | 80 230 | 73 234 | -8,72 |
| MEXICO | 2 094 | 10 933 | 422,11 | 5 808 | 25 893 | 345,82 |
| GUATEMALA | 0 | 146 | - | 0 | 355 | - |
| NICARAGUA | 0 | 112 | - | 0 | 246 | - |
| PANAMA | 173 | 15 | -91,33 | 162 | 37 | -77,16 |
| CHILE | 904 | 15 368 | 1 600,00 | 2 308 | 66 016 | 2 760,31 |
| VENEZUELA | 1 298 | 947 | -27,04 | 2 917 | 1 924 | -34,04 |
| ARGENTINA | 651 | 2 059 | 216,28 | 3 568 | 6 239 | 74,86 |
| BRAZIL | 17 055 | 16 818 | -1,39 | 330 454 | 316 912 | -4,10 |
| COLOMBIA | 8 594 | 5 584 | -35,02 | 9 449 | 18 535 | 96,16 |
| URUGUAY | 67 | 548 | 717,91 | 165 | 783 | 374,55 |
| PERU | 1 485 | 1 702 | 14,61 | 944 | 3 665 | 288,24 |

TABEL 5. PERKEMBANGAN EKSPOR INDONESIA MENURUT KOMODITI DAN NEGARA TUJUAN

| JENIS BARANG | BERAT BERSIH (KG) | | PERUB | NILAI FOB (US \$) | | PERUB |
|-------------------------------------|------------------------|------------------------|---------------|------------------------|------------------------|---------------|
| | JAN-DES 2009 | JAN-DES 2010 | % | JAN-DES 2009 | JAN-DES 2010 | % |
| | (1) | (2) | (3) | (4) | (5) | (6) |
| TRINIDAD AND TOBAGO | 236 | 54 | -77,12 | 1 333 | 469 | -64,82 |
| BAHAMAS | 3 367 | 1 267 | -62,37 | 5 430 | 1 051 | -80,64 |
| JAMAICA | 472 | 0 | -100,00 | 573 | 0 | -100,00 |
| PUERTO RICO | 296 | 29 | -90,20 | 1 406 | 362 | -74,25 |
| BELIZE | 0 | 54 | - | 0 | 258 | - |
| DOMINICAN REPUBLIC | 843 | 55 | -93,48 | 1 256 | 109 | -91,32 |
| COSTA RICA | 2 847 | 2 623 | -7,87 | 2 325 | 1 922 | -17,33 |
| HAITI | 2 341 | 0 | -100,00 | 4 469 | 0 | -100,00 |
| BARBADOS | 70 | 0 | -100,00 | 95 | 0 | -100,00 |
| ANTIGUA AND BARBUDA | 118 | 104 | -11,86 | 140 | 84 | -40,00 |
| ANGUILLA | 0 | 157 | - | 0 | 353 | - |
| ARUBA | 34 | 0 | -100,00 | 80 | 0 | -100,00 |
| BERMUDA | 70 | 0 | -100,00 | 300 | 0 | -100,00 |
| CAYMAN ISLANDS | 0 | 162 | - | 0 | 176 | - |
| DOMINICA | 3 359 | 0 | -100,00 | 5 542 | 0 | -100,00 |
| FRENCH GUIANA | 933 | 21 | -97,75 | 1 048 | 9 | -99,14 |
| FRENCH POLYNESIA | 10 297 | 5 408 | -47,48 | 14 617 | 12 837 | -12,18 |
| MARTINIQUE | 1 307 | 1 875 | 43,46 | 1 942 | 3 482 | 79,30 |
| NETHERLANDS ANTILLES | 2 329 | 201 | -91,37 | 6 889 | 661 | -90,40 |
| SAINT LUCIA | 193 | 182 | -5,70 | 1 144 | 887 | -22,47 |
| TURKS AND CAICOS ISLANDS | 39 | 0 | -100,00 | 10 | 0 | -100,00 |
| GUADELOUPE | 4 314 | 5 211 | 20,79 | 12 362 | 11 910 | -3,66 |
| UNITED KINGDOM | 29 634 | 28 911 | -2,44 | 243 561 | 163 807 | -32,74 |
| NETHERLANDS | 278 560 | 195 468 | -29,83 | 1 248 604 | 654 329 | -47,60 |
| FRANCE | 180 344 | 131 526 | -27,07 | 602 950 | 511 977 | -15,09 |
| GERMANY, FED. REP. OF | 139 986 | 71 650 | -48,82 | 275 748 | 165 328 | -40,04 |
| AUSTRIA | 6 833 | 3 797 | -44,43 | 23 630 | 37 354 | 58,08 |
| BELGIUM | 115 588 | 52 540 | -54,55 | 208 991 | 140 960 | -32,55 |
| SWITZERLAND | 5 168 | 6 554 | 26,82 | 22 636 | 34 488 | 52,36 |
| LUXEMBOURG | 103 | 118 | 14,56 | 673 | 1 500 | 122,88 |
| DENMARK | 7 256 | 1 484 | -79,55 | 24 872 | 4 347 | -82,52 |
| NORWAY | 156 | 295 | 89,10 | 2 326 | 1 572 | -32,42 |
| SWEDEN | 3 397 | 4 235 | 24,67 | 9 268 | 16 281 | 75,67 |
| FINLAND | 140 | 1 793 | 1 180,71 | 318 | 4 769 | 1 399,69 |
| IRELAND | 815 | 2 472 | 203,31 | 748 | 6 633 | 786,76 |
| ITALY | 146 212 | 114 183 | -21,91 | 400 833 | 352 848 | -11,97 |
| SPAIN | 130 160 | 85 249 | -34,50 | 422 885 | 330 375 | -21,88 |
| PORTUGAL | 6 892 | 5 233 | -24,07 | 3 843 | 23 423 | 509,50 |
| GREECE | 6 439 | 6 702 | 4,08 | 11 727 | 6 723 | -42,67 |
| DEMOCRATIC REPUBLIC OF THE C | 193 | 0 | -100,00 | 614 | 0 | -100,00 |
| HUNGARY | 7 407 | 843 | -88,62 | 10 254 | 2 031 | -80,19 |
| POLAND | 1 370 | 653 | -52,34 | 11 214 | 8 964 | -20,06 |
| ROMANIA | 3 249 | 390 | -88,00 | 15 030 | 999 | -93,35 |
| BULGARIA | 156 | 150 | -3,85 | 166 | 426 | 156,63 |
| UKRAINE | 1 417 | 15 | -98,94 | 2 104 | 25 | -98,81 |
| LITHUANIA | 306 | 0 | -100,00 | 908 | 0 | -100,00 |
| LATVIA | 6 194 | 0 | -100,00 | 45 680 | 0 | -100,00 |
| ESTONIA | 461 | 179 | -61,17 | 3 315 | 642 | -80,63 |
| GEORGIA | 0 | 17 | - | 0 | 34 | - |
| CROATIA | 5 641 | 796 | -85,89 | 13 276 | 3 243 | -75,57 |
| MALTA | 10 | 172 | 1 620,00 | 130 | 301 | 131,54 |
| SLOVAKIA | 515 | 51 | -90,10 | 2 076 | 81 | -96,10 |
| SLOVENIA | 2 362 | 3 295 | 39,50 | 3 321 | 4 308 | 29,72 |
| CZECH REPUBLIC | 2 835 | 200 | -92,95 | 6 211 | 1 116 | -82,03 |
| RUSSIA FEDERATION | 975 | 41 | -95,79 | 2 624 | 1 441 | -45,08 |
| BARANG KIRIMAN, POS DAN YANG | 0 | 143 | - | 0 | 2 232 | - |
| THAILAND | 0 | 143 | - | 0 | 2 232 | - |
| LAINNYA | 2 059 | 1 284 | -37,64 | 1 260 | 6 059 | 380,87 |
| HONG KONG | 0 | 316 | - | 0 | 360 | - |
| CHINA | 226 | 486 | 115,04 | 677 | 4 915 | 626,00 |
| MYANMAR (FORM. BURMA) | 0 | 482 | - | 0 | 784 | - |
| EAST TIMOR | 1 833 | 0 | -100,00 | 583 | 0 | -100,00 |
| TOTAL EKSPOR | 378 999 100 814 | 478 846 797 632 | 26,35 | 116 510 026 081 | 157 779 103 470 | 35,42 |