



Katalog: 8202006

ISSN 2745-6765

# BULETIN STATISTIK PERDAGANGAN LUAR NEGERI IMPOR

## Maret 2024

Volume 41, Nomor 5, 2024



**BADAN PUSAT STATISTIK**



Katalog: 8202006

ISSN 2745-6765

# BULETIN

## STATISTIK PERDAGANGAN LUAR NEGERI

# IMPOR

<https://www.bps.go.id>

## MARET 2024

VOLUME 41, NOMOR 5, 2024



**BADAN PUSAT STATISTIK**

# **Buletin Statistik Perdagangan Luar Negeri Impor MARET 2024**

**Volume 41, Nomor 5, 2024**

**Katalog:** 8202006

**ISSN:** 2745-6765

**Nomor Publikasi:** 06100.24022

**Ukuran Buku:** 21 x 29,7 cm

**Jumlah Halaman:** xiv+367 halaman

**Penyusun Naskah:**

**Direktorat Statistik Distribusi**

**Penyunting:**

**Direktorat Statistik Distribusi**

**Pembuat Kover:**

**Direktorat Diseminasi Statistik**

**Penerbit:**

**©Badan Pusat Statistik**

**Dilarang mereproduksi dan/atau menggandakan sebagian atau seluruh isi buku ini  
untuk tujuan komersial tanpa izin tertulis dari Badan Pusat Statistik**



## **Tim Penyusun**

Buletin Statistik Perdagangan Luar Negeri Impor Maret 2024  
Volume 41, Nomor 5, 2024

### **Pengarah**

Efliza, ME

### **Penanggung Jawab**

Dewi Kundalini Saraswati

### **Penyunting**

Sarip Utoyo

### **Pengolah Data dan Penulis Naskah**

Nunung Hermiati • Mardiah • Fani Muiz Subhi • Suherman

### **Penata Letak**

Nunung Hermiati



## KATA PENGANTAR

Buletin Statistik Perdagangan Luar Negeri Indonesia Impor Maret 2024, merupakan edisi lanjutan dari buletin sebelumnya, yang diterbitkan secara berkala setiap bulan oleh Badan Pusat Statistik (BPS). Publikasi ini berisi data dan informasi sebagai berikut :

- a. Impor menurut golongan barang HS 2 digit, golongan barang SITC, negara asal, provinsi dan pelabuhan impor (bongkar), negara asal dan lima golongan barang utama SITC, komoditi tertentu menurut negara asal utama, dan komoditi re-impor.
- b. Impor Kawasan Berikat menurut golongan barang HS 2 digit, golongan barang SITC, negara asal, serta provinsi dan pelabuhan impor (bongkar).

Ucapan terima kasih dan penghargaan yang setinggi-tingginya disampaikan kepada Direktorat Jenderal Bea dan Cukai–Kementerian Keuangan, Bank Indonesia, dan semua pihak yang telah berkontribusi sehingga publikasi ini dapat diterbitkan tepat waktu.

Jakarta, Mei 2024

Plt. Kepala Badan Pusat Statistik



**Amalia Adininggar Widyasanti**



## Daftar Isi

### Buletin Statistik Perdagangan Luar Negeri Impor Maret 2024 Volume 41, Nomor 5, 2024

	Halaman
Kata Pengantar .....	v
Tim Penyusun.....	vii
Daftar Isi.....	viii
Daftar Tabel .....	ix
Daftar Gambar .....	x
Penjelasan .....	xi-xiv
 Bab 1. Ringkasan .....	 1-10
Bab 2. Tabel-tabel	
Tabel 2.1. Impor Menurut 21 Golongan Barang .....	13
Tabel 2.2. Impor Menurut Golongan Barang 2 Dijit HS .....	13-14
Tabel 2.3. Menurut 40 Golongan Barang HS Terbesar.....	15
Tabel 2.4. Impor Menurut Golongan Barang SITC.....	16-21
Tabel 2.5. Impor Menurut Komoditi (HS).....	22-300
Tabel 2.6. Impor Menurut Negara Asal.....	301-304
Tabel 2.7. Impor Menurut Pelabuhan Impor .....	305-308
Tabel 2.8 Impor Menurut Negara Asal dan Lima Golongan Barang (SITC) Utama.....	309-334
Tabel 2.9. Impor Komoditi Tertentu Menurut Negara Asal Utama .....	335-338
Tabel 2.10. Re-impor Menurut Komoditi (HS).....	339-351
Tabel 2.11. Import Kawasan Berikat Menurut Golongan Barang 2 Dijit HS.....	352-353
Tabel 2.12. Impor Kawasan Berikat Menurut Golongan Barang SITC .....	354-359
Tabel 2.13. Impor Kawasan Berikat Menurut Negara Asal.....	360-362
Tabel 2.14. Impor Kawasan Berikat Menurut Provinsi dan Pelabuhan Impor.....	363-365
Daftar Pustaka .....	367



# Daftar Tabel

	Halaman
Tabel 1.1 Impor Migas dan Nonmigas (berat bersih: 000 ton; nilai CIF: juta US\$), Maret 2023–Maret 2024 .....	3
Tabel 1.2 Peranan Nilai Impor Migas dan Nonmigas (persen), Januari-Maret 2023–Januari–Maret 2024.....	4
Tabel 1.3 Perkembangan Impor Migas dan Nonmigas (nilai CIF: juta US\$; peranan: persen), Januari–Maret 2020-2024 .....	5
Tabel 1.4 Impor Menurut Golongan Penggunaan Barang (nilai CIF: juta US\$; peranan: persen), Januari–Maret 2020-2024 .....	5
Tabel 1.5 Impor Menurut Komoditi SITC-1 Digit (juta US\$), Januari–Maret 2023 dan 2023.....	6
Tabel 1.6 Nilai Impor Menurut Kelompok Negara Asal Utama (juta US\$), Januari–Maret 2023 dan 2024 .....	8
Tabel 1.7 Nilai Impor Menurut Provinsi <sup>1</sup> (juta US\$), Januari–Maret 2023 dan 2024 .....	10





# Daftar Gambar

	Halaman
Gambar 1.1 Nilai Impor Migas dan Nonmigas Indonesia (juta US\$), Maret 2023– Maret 2024.....	4
Gambar 1.2 Persentase Nilai Impor Indonesia Menurut Golongan Penggunaan Barang (persen), Januari–Maret 2023 dan 2024.....	6
Gambar 1.3 Distribusi Persentase Impor Sepuluh Negara Asal Utama, Januari–Maret 2023 dan 2024.....	7
Gambar 1.4 Distribusi Persentase Impor Negara ASEAN (persen), Januari–Maret 2024 .....	7
Gambar 1.5 Nilai Impor Beberapa Provinsi Utama (juta US\$), Januari–Maret 2023 dan 2024.....	9

<https://www.bps.go.id>



## PENJELASAN

### 1. DAERAH PENCATATAN

Daerah pencatatan statistik dalam publikasi ini meliputi seluruh wilayah Republik Indonesia.

### 2. SUMBER DOKUMEN

Statistik dikumpulkan berdasarkan dokumen impor (Pemberitahuan Impor Barang (PIB-BC 2.0), Pemberitahuan Pengangkutan Barang Impor (PPBI-BC 2.3), Pemberitahuan Impor Barang Khusus (PIBK-BC 2.1), dan Pemberitahuan Pabean *Free Trade Zone* (PPFTZ) yang diisi oleh importir. Dokumen PIB-BC 2.0 dan PPBI-BC 2.3 diterima dari Bea dan Cukai dan berlaku sejak April 1997 berdasarkan Surat Keputusan Menteri Keuangan nomor 101/KMK.05/1997 tanggal 10 Maret 1997.

### 3. SISTEM (PENCATATAN) PERDAGANGAN

Sistem pencatatan Statistik Perdagangan Luar Negeri menggunakan Sistem Perdagangan Umum (*The General Trade System*) dimana Kawasan Berikat dianggap sebagai "dalam negeri". Dalam pencatatan statistik impor sudah termasuk didalamnya barang re-impor yang pencatatannya diberi kode tersendiri sehingga dapat dipisahkan untuk tujuan analisis.

### 4. RUANG LINGKUP

Pencatatan Statistik Impor meliputi seluruh barang-barang yang masuk ke wilayah Indonesia.

### 5. KASUS KHUSUS

- 5.1. Sebagian impor kapal laut dan pesawat beserta suku cadangnya termasuk dalam Statistik Impor.
- 5.2. Barang-barang luar negeri yang diolah atau diperbaiki di dalam negeri tetap dicatat sebagai barang impor, meskipun setelah barang tersebut selesai diproses akan kembali ke luar negeri (*re-ekspor*).
- 5.3. Barang-barang di bawah ini tidak termasuk di dalam Statistik Impor:
  - a. Pakaian dan barang-barang perhiasan penumpang.
  - b. Barang-barang penumpang untuk dipakai sendiri, kecuali lemari es, pesawat TV dan sebagainya.
  - c. Barang-barang yang diimpor untuk keperluan perwakilan (kedutaan) suatu negara.
  - d. Barang-barang untuk ekspedisi dan ekshibisi/pameran.
  - e. Pembungkus/peti kemas.
  - f. Uang dan surat-surat berharga.
  - g. Barang-barang sebagai contoh.
  - h. Impor sementara

## **6. SISTEM PENGOLAHAN**

Data dalam publikasi ini mencakup dokumen PIB selama Maret 2024 yang diterima oleh Badan Pusat Statistik sampai akhir April 2024. Sistem pengolahan menggunakan *Carry Over*. Dengan metode ini dokumen-dokumen dari Bea dan Cukai ditunggu selama satu bulan setelah bulan berjalan. Dokumen-dokumen yang datang terlambat akan dimasukkan dalam bulan pengolahan berikutnya.

## **7. KLASIFIKASI JENIS BARANG**

Penggolongan barang yang digunakan di dalam statistik impor adalah klasifikasi Barang Impor yang berdasarkan pada Buku Tarif Kepabeanan Indonesia 2022 (BTKI 2022) yang mengacu pada amandemen *World Customs Organization (WCO)* atas *Harmonized Commodity Description and Coding System/Harmonized System (HS) 2017* dan *ASEAN Harmonized Tariff Nomenclature (AHTN) 2017*. Disamping menggunakan HS sebagai klasifikasi jenis barang, juga digunakan *Standard International Trade Classification (SITC)* Revisi 4.

## **8. PERIODE REFERENSI**

Periode penentuan impor adalah tanggal penyelesaian dokumen oleh pejabat-pejabat Bea dan Cukai yang terdapat dalam dokumen impor.

## **9. NILAI BARANG**

Nilai barang dinyatakan dalam nilai CIF (US\$) dan nilai kurs Maret 2024 yang digunakan adalah US\$1 = Rp.15.625,-

## **10. SATUAN BARANG**

Berat barang impor adalah berat bersih dan dinyatakan dalam Kg.

## **11. NEGARA ASAL**

Negara asal adalah negara dimana barang-barang tersebut dihasilkan dan dokumennya telah diperiksa serta dinyatakan sesuai dengan peraturan yang berlaku oleh pejabat Bea dan Cukai.

## **12. RE-IMPOR**

Re-impor adalah impor kembali barang dalam negeri yang sebelumnya dicatat sebagai ekspor.

# **BAB 1. RINGKASAN**

<https://www.bps.go.id>



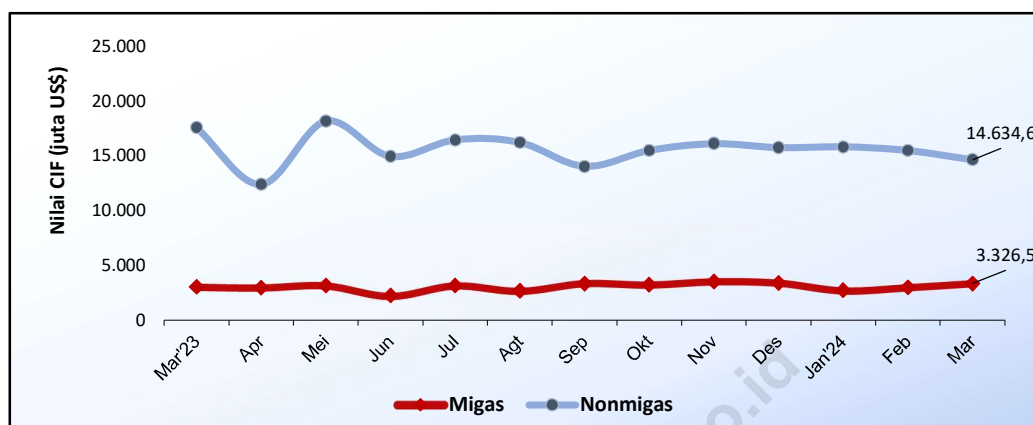
## RINGKASAN

Total nilai impor Indonesia selama Maret 2024 mencapai US\$17.961,1 juta, turun US\$479,1 juta (2,60 persen) dibandingkan bulan sebelumnya. Impor berasal dari minyak dan gas (migas) US\$3.326,5 juta dan non-minyak dan gas (nonmigas) US\$14.634,6 juta atau masing-masing memberikan peranan 18,52 dan 81,48 persen. Sebaliknya dari sisi volume justru mengalami peningkatan 4,26 persen menjadi 18.056,6 ribu ton. Secara keseluruhan, volume impor migas mencapai 4.663,4 ribu ton (25,83 persen) dan nonmigas 13.393,2 ribu ton (74,17 persen).

**Tabel 1.1 Impor Migas dan Nonmigas (berat bersih: 000 ton; nilai CIF: juta US\$),  
Maret 2023–Maret 2024**

Tahun/Bulan		Migas			Nonmigas	Total
		Minyak Mentah	Hasil Minyak	Gas Alam		
(1)		(2)	(3)	(4)	(5)	(6)
Berat Bersih (000 ton)						
2023	Maret	1.324,9	2.855,2	—	4.180,1	13.158,4
	April	1.252,4	2.991,8	—	4.244,2	9.654,6
	Mei	1.934,6	2.778,5	—	4.713,1	14.056,3
	Juni	1.176,9	2.321,5	—	3.498,4	11.187,0
	Juli	2.169,5	2.827,0	—	4.996,5	13.127,3
	Agustus	1.101,5	2.789,6	—	3.891,1	12.342,5
	September	1.880,7	2.672,3	—	4.553,0	11.000,0
	Oktober	1.476,2	2.832,5	0,0	4.308,7	11.857,9
	November	1.619,8	3.384,4	—	5.004,2	13.344,3
	Desember	1.440,8	3.570,5	—	5.011,3	15.187,6
2024	Januari	1.245,0	2.800,3	0,0	4.045,3	13.196,6
	Februari	1.393,3	2.905,4	—	4.298,7	13.019,4
	Maret	1.332,0	3.331,4	—	4.663,4	13.393,2
Nilai CIF (juta US\$)						
2023	Maret	814,2	2.200,6	—	3.014,8	17.573,3
	April	780,3	2.174,7	—	2.955,0	12.392,6
	Mei	1.184,6	1.950,5	—	3.135,1	18.144,5
	Juni	672,3	1.550,0	—	2.222,3	14.928,2
	Juli	1.232,8	1.899,3	—	3.132,1	16.438,2
	Agustus	660,1	2.002,0	—	2.662,1	16.217,8
	September	1.283,1	2.045,5	—	3.328,6	14.013,0
	Oktober	1.031,1	2.175,7	0,0	3.206,8	15.466,1
	November	1.076,3	2.412,4	—	3.488,7	16.097,8
	Desember	912,2	2.460,2	—	3.372,4	15.734,7
2024	Januari	729,5	1.968,9	0,0	2.698,3	15.796,2
	Februari	842,2	2.137,4	—	2.979,6	15.460,6
	Maret	829,6	2.496,9	—	3.326,5	14.634,6

Dibandingkan bulan sebelumnya, impor migas mengalami peningkatan US\$346,9 juta (11,64 persen) yang dipicu oleh bertambahnya nilai komponen hasil minyak US\$359,5 juta (16,82 persen) namun terkoreksi oleh penurunan impor minyak mentah US\$12,6 juta (1,50 persen). Kontribusi masing-masing komponen terhadap total impor migas, terdiri dari minyak mentah (24,94 persen), hasil minyak (75,06 persen), dan gas (0,00 persen).



Gambar 1.1 Nilai Impor Migas dan Nonmigas Indonesia (juta US\$), Maret 2023–Maret 2024

Selama tiga belas bulan terakhir, nilai impor migas tertinggi tercatat pada November 2023 mencapai US\$3.488,7 juta dan terendah terjadi pada Juni 2023 senilai US\$2.222,3 juta. Sementara itu, nilai impor nonmigas tertinggi tercatat pada Mei 2023 mencapai US\$18.144,5 juta dan terendah pada April 2023 senilai US\$12.392,6 juta.

Tabel 1.2 Peranan Nilai Impor Migas dan Nonmigas (persen), Maret 2023–Maret 2024

Tahun/Bulan		Migas				Nonmigas	Total
		Minyak Mentah	Hasil Minyak	Gas	Total		
(1)		(2)	(3)	(4)	(5)	(6)	(7)
2023	Maret	3,95	10,69	—	14,64	85,36	100,00
	April	5,08	14,17	—	19,25	80,75	100,00
	Mei	5,57	9,16	—	14,73	85,27	100,00
	Juni	3,92	9,04	—	12,96	87,04	100,00
	Juli	6,30	9,70	—	16,00	84,00	100,00
	Agustus	3,50	10,60	—	14,10	85,90	100,00
	September	7,40	11,79	—	19,19	80,81	100,00
	Oktober	5,52	11,65	0,00	17,17	82,83	100,00
	November	5,49	12,32	—	17,81	82,19	100,00
	Desember	4,77	12,88	—	17,65	82,35	100,00
2024	Januari	3,94	10,65	0,00	14,59	85,41	100,00
	Februari	4,57	11,59	—	16,16	83,84	100,00
	Maret	4,62	13,90	—	18,52	81,48	100,00

Dilihat dari peranan terhadap total impor selama periode Maret 2023-Maret 2024, nilai impor migas dan nonmigas memberikan kontribusi rata-rata 16,37 dan 83,63 persen per bulan.



**Tabel 1.3 Perkembangan Impor Migas dan Nonmigas (nilai CIF: juta US\$; peranan: persen), Januari–Maret 2020–2024**

Bulan/ Tahun	Nilai CIF			Peranan		
	Migas	Nonmigas	Total	Migas	Nonmigas	Total
(1)	(2)	(3)	(4)	(5)	(6)	(7)
<b>Jan–Mar:</b>						
2020	5.341,3	33.827,7	39.169,0	13,64	86,36	100,00
2021	5.135,2	38.247,2	43.382,4	11,84	88,16	100,00
2022	8.623,7	48.188,3	56.812,0	15,18	84,82	100,00
2023	8.327,4	46.622,8	54.950,2	15,15	84,85	100,00
2024	9.004,4	45.891,4	54.895,8	16,40	83,60	100,00


Nilai impor Indonesia selama Januari-Maret 2024 turun US\$54,4 juta (0,10 persen) dibandingkan bulan yang sama tahun sebelumnya. Penurunan tersebut dipengaruhi oleh berkurangnya nilai impor nonmigas US\$731,4 juta (1,57 persen), namun terkoreksi oleh impor migas US\$677,0 juta (8,13 persen). Dilihat dari proporsinya, nilai impor nonmigas selama Januari-Maret 2020 sampai dengan 2024 mendominasi dengan rata-rata 85,56 persen per periode.

**Tabel 1.4 Impor Menurut Golongan Penggunaan Barang (nilai CIF: juta US\$; peranan: persen), Januari–Maret 2020–2024**

Bulan/ Tahun	Nilai CIF				Peranan			
	Barang Konsumsi	Bahan Baku/ Penolong	Barang Modal	Total	Barang Konsumsi	Bahan Baku/ Penolong	Barang Modal	Total
(1)	(2)	(3)	(4)	(5)	(6)	(7)	(8)	(9)
<b>Jan–Mar:</b>								
2020	3.618,4	29.688,6	5.862,0	39.169,0	9,24	75,80	14,97	100,00
2021	4.115,9	32.732,3	6.534,2	43.382,4	9,49	75,44	15,06	100,00
2022	4.596,0	43.677,1	8.538,9	56.812,0	8,09	76,88	15,03	100,00
2023	4.721,8	40.793,0	9.435,4	54.950,2	8,59	74,24	17,17	100,00
2024	5.482,3	39.972,0	9.441,5	54.895,8	9,99	72,81	17,20	100,00

Selama Januari-Maret 2024, peranan impor barang konsumsi 9,99 persen dan barang modal 17,20 persen atau lebih tinggi dari tahun sebelumnya yang sebesar 8,59 persen dan 17,17 persen, sementara impor bahan baku/penolong berperan 72,81 persen. Impor Indonesia selama periode Januari-Maret 2020 sampai dengan Januari-Maret 2024 didominasi oleh impor golongan bahan baku/penolong dengan rata-rata 75,03 persen, diikuti oleh barang modal 15,89 persen dan barang konsumsi 9,09 persen.

Dilihat dari perkembangannya selama Januari-Maret 2024, impor golongan barang konsumsi dan barang modal meningkat masing-masing US\$760,5 juta (16,11 persen) dan US\$6,1 juta (0,06 persen). Sementara nilai impor bahan baku/penolong turun US\$821,0 juta (2,01 persen).



**Gambar 1.2 Persentase Nilai Impor Indonesia Menurut Golongan Penggunaan Barang (persen), Januari–Maret 2023 dan 2024**

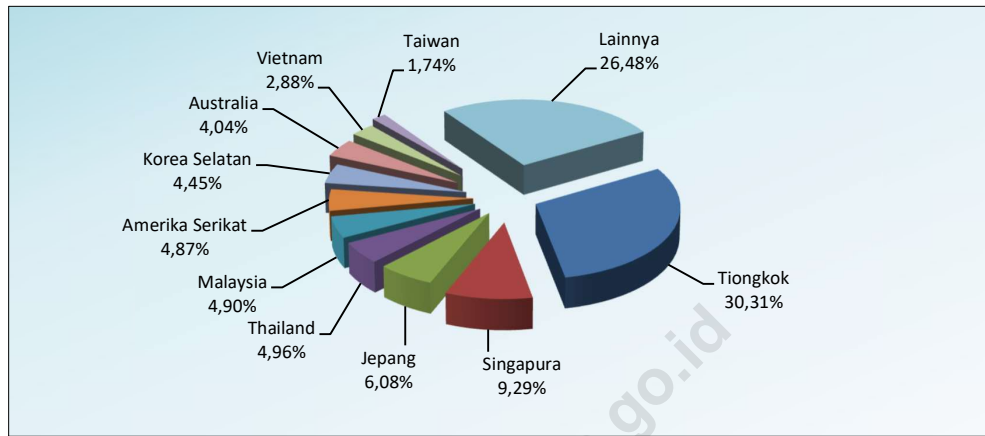
Menurut golongan barang *Standard International Trade Classification* (SITC) 1 digit, porsi terbesar kelompok barang utama impor selama Januari-Maret 2024 didominasi oleh mesin dan alat angkutan US\$17.245,6 juta atau berperan 31,41 persen terhadap total impor Indonesia. Nilai impornya turun US\$771,8 juta (4,28 persen) dibandingkan periode yang sama tahun sebelumnya.

**Tabel 1.5 Impor Menurut Komoditi SITC-1 Digit (juta US\$), Januari–Maret 2023 dan 2024**

SITC		Januari–Maret 2023		Januari–Maret 2024		Perubahan Jan–Mar 2024 thd Jan–Mar 2023 (%)
		Nilai CIF	Peranan (%)	Nilai CIF	Peranan (%)	
(1)	(2)	(3)	(4)	(5)	(6)	
0	Bahan Makanan dan Binatang Hidup	5.583,6	10,16	6.151,3	11,21	10,17
1	Minuman dan Tembakau	205,7	0,38	333,0	0,61	61,89
2	Bahan Baku dan Hasil Tambang	2.545,7	4,63	2.589,5	4,72	1,72
3	Minyak dan Bahan Bakar Mineral	9.519,7	17,32	10.072,2	18,35	5,8
4	Minyak Nabati dan Hewani	58,9	0,11	66,4	0,12	12,73
5	Bahan Kimia dan Produknya	7.122,8	12,96	7.092,9	12,92	-0,42
6	Barang-Barang Buatan Pabrik	8.574,6	15,60	7.846,2	14,29	-8,49
7	Mesin dan Alat Angkutan	18.017,4	32,79	17.245,6	31,41	-4,28
8&9	Lainnya	3.321,8	6,05	3.498,7	6,37	5,33
<b>TOTAL IMPOR</b>		<b>54.950,2</b>	<b>100,00</b>	<b>54.895,8</b>	<b>100,00</b>	<b>-0,10</b>

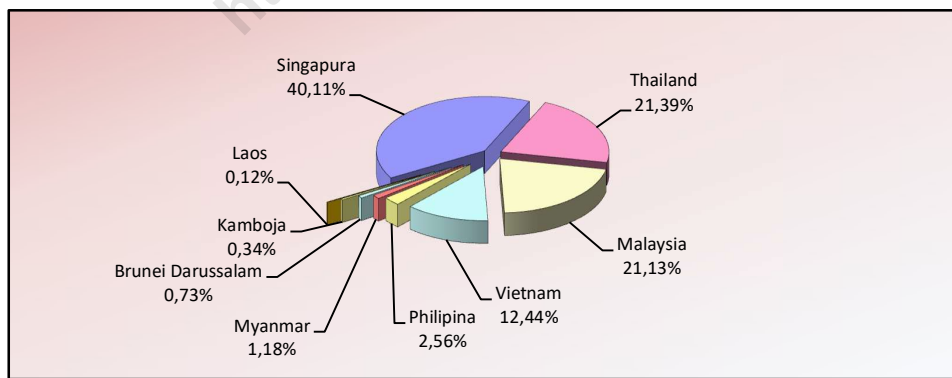
Porsi terbesar impor berikutnya berasal dari kelompok minyak dan bahan bakar mineral US\$10.072,2 juta (18,35 persen), barang-barang buatan pabrik US\$7.846,2 juta (14,29 persen), bahan kimia dan produknya US\$7.092,9 juta (12,92 persen), serta bahan makanan dan binatang hidup US\$6.151,3 juta (11,21 persen). Dibandingkan Januari-Maret 2023, peningkatan yang cukup tinggi berasal dari kelompok minuman dan tembakau (61,89 persen), minyak nabati dan hewani (12,73 persen), serta bahan makanan dan binatang hidup (10,17 persen).

Dari keseluruhan impor Indonesia selama Maret 2024, sebesar 73,52 persen kebutuhan impor Indonesia berasal dari sepuluh negara asal utama. Tiongkok menempati posisi pertama, yaitu mencapai 30,31 persen dari total impor Indonesia. Negara asal impor berikutnya, yaitu Singapura (9,29 persen), diikuti oleh Jepang (6,08 persen), Thailand (4,96 persen), Malaysia (4,90 persen), Amerika Serikat (4,87 persen), Korea Selatan (4,45 persen), Australia (4,04 persen), Vietnam (2,88 persen), dan Taiwan (1,74 persen).



**Gambar 1.3 Distribusi Persentase Impor Sepuluh Negara Asal Utama, Januari–Maret 2024**

Berdasarkan kelompok negara, impor terbesar selama Januari-Maret 2024 berasal dari kelompok negara *Asia-Pacific Economic Cooperation* (APEC) Lainnya US\$26.562,2 juta (48,39 persen), diikuti *Association of Southeast Asian Nations* (ASEAN) US\$12.717,2 juta (23,17 persen), *North American Free Trade Agreement* (NAFTA) US\$3.270,8 juta (5,96 persen), dan Uni Eropa US\$2.793,8 juta (5,09 persen). Sedangkan kelompok negara lainnya berkontribusi US\$9.551,8 juta (17,40 persen).



**Gambar 1.4 Distribusi Persentase Impor Negara ASEAN (persen), Januari–Maret 2024**


Dilihat dari besarnya peranan kelompok negara ASEAN terhadap impor Indonesia selama Januari-Maret 2024, terutama berasal dari Singapura mencapai 40,11 persen dari total impor negara ASEAN. Thailand menempati urutan kedua dengan peranan 21,39 persen, diikuti oleh Malaysia (21,13 persen), Vietnam (12,44 persen), Philipina (2,56 persen), Myanmar (1,18 persen). Sementara peranan impor dari Kamboja, Brunei Darussalam, dan Laos masing-masing kurang dari 1,00 persen.

Selama Januari-Maret 2024, peranan impor dari negara-negara kelompok Uni Eropa didominasi oleh Jerman sebesar 28,12 persen dari total nilai impor Uni Eropa. Italia menempati urutan kedua dengan peranan 14,16 persen, diikuti Perancis (11,05 persen), Swedia (8,99 persen), dan Finlandia (7,07 persen).

**Tabel 1.6 Nilai Impor Menurut Kelompok Negara Asal Utama (juta US\$),  
Januari–Maret 2023 dan 2024**

Kelompok Negara	Januari–Maret 2023		Januari–Maret 2024		Perubahan Jan–Mar 2024 thd Jan–Mar 2023 (%)
	Nilai CIF	Peranan (%)	Nilai CIF	Peranan (%)	
(1)	(2)	(3)	(4)	(5)	(6)
<b>APEC</b>					
<b>ASEAN</b>	<b>11.569,6</b>	<b>21,05</b>	<b>12.717,2</b>	<b>23,17</b>	<b>9,92</b>
Thailand	2.929,7	5,33	2.720,6	4,96	-7,14
Singapura	4.039,9	7,35	5.100,1	9,29	26,24
Philipina	413,9	0,75	325,3	0,59	-21,41
Malaysia	2.823,5	5,14	2.687,6	4,90	-4,81
Myanmar	17,0	0,03	149,9	0,27	781,76
Kamboja	18,8	0,04	42,7	0,08	127,13
Brunei Darussalam	11,0	0,02	93,3	0,17	748,18
Laos	28,3	0,05	15,2	0,03	-46,29
Vietnam	1.287,4	2,34	1.582,5	2,88	22,92
<b>NAFTA</b>	<b>3.643,3</b>	<b>6,63</b>	<b>3.270,8</b>	<b>5,96</b>	<b>-10,22</b>
Amerika Serikat	2.884,1	5,25	2.673,2	4,87	-7,31
Kanada	678,9	1,23	512,9	0,94	-24,45
Meksiko	80,3	0,15	84,7	0,15	5,48
<b>NEGARA APEC LAINNYA</b>	<b>26.392,4</b>	<b>48,03</b>	<b>26.562,2</b>	<b>48,39</b>	<b>0,64</b>
Jepang	4.295,5	7,82	3.339,1	6,08	-22,27
Hongkong	573,8	1,04	669,5	1,22	16,68
Korea Selatan	2.822,9	5,14	2.442,5	4,45	-13,48
Taiwan	1.028,2	1,87	957,2	1,74	-6,91
Tiongkok	15.336,6	27,91	16.636,4	30,31	8,48
Papua Nugini	8,3	0,02	5,0	0,01	-39,76
Australia	1.997,4	3,63	2.218,7	4,04	11,08
Selandia Baru	287,4	0,52	255,7	0,47	-11,03
Chili	42,3	0,08	38,1	0,07	-9,93
<b>UNI EROPA</b>	<b>3.382,4</b>	<b>6,16</b>	<b>2.793,8</b>	<b>5,09</b>	<b>-17,40</b>
Belanda	236,5	0,43	181,0	0,33	-23,47
Perancis	466,0	0,85	308,6	0,56	-33,78
Jerman	1.170,2	2,13	785,6	1,43	-32,87
Austria	80,4	0,15	92,6	0,17	15,17
Belgia	194,6	0,36	99,5	0,18	-48,87
Denmark	51,3	0,09	49,0	0,09	-4,48
Swedia	215,2	0,39	251,3	0,46	16,78
Finlandia	137,7	0,25	197,5	0,36	43,43
Irlandia	36,8	0,07	31,2	0,06	-15,22
Italia	393,5	0,72	395,7	0,72	0,56
Spanyol	116,9	0,21	132,8	0,24	13,60
Hungaria	28,8	0,05	37,3	0,07	29,51
Polandia	56,9	0,10	48,5	0,09	-14,76
Bulgaria	14,3	0,03	37,0	0,07	158,74
Cheska	83,6	0,15	54,0	0,10	-35,41
Uni Eropa Lainnya	99,9	0,18	92,2	0,17	-7,71
<b>LAINNYA</b>	<b>9.962,3</b>	<b>18,13</b>	<b>9.551,8</b>	<b>17,40</b>	<b>-4,12</b>
<b>TOTAL IMPOR</b>	<b>54.950,2</b>	<b>100,00</b>	<b>54.895,8</b>	<b>100,00</b>	<b>-0,10</b>

Selama Januari-Maret 2024, pelabuhan bongkar di DKI Jakarta memiliki kontribusi tertinggi terhadap transaksi perdagangan impor Indonesia mencapai US\$23.976,7 juta atau berperan 43,68 persen dari total impor Indonesia. Beberapa provinsi dengan kontribusi impor cukup tinggi antara lain Jawa Timur US\$7.316,8 juta (13,33 persen), Banten US\$4.093,2 juta (7,46 persen), dan Kepulauan Riau US\$3.704,3 juta (6,75 persen), dan Jawa Tengah US\$3.689,8 (6,72 persen). Sementara itu, kontribusi provinsi lainnya masing-masing relatif kurang dari 5,00 persen.



**Gambar 1.5 Nilai Impor Beberapa Provinsi Utama (juta US\$), Januari–Maret 2023 dan 2024**

Selama Januari-Maret 2024, nilai impor di beberapa provinsi utama mengalami penurunan jika dibandingkan bulan yang sama sebelumnya. Penurunan tertinggi dialami oleh Provinsi DKI Jakarta senilai US\$2.070,7 juta (7,95 persen), sementara terendah oleh Provinsi Sumatera Utara senilai US\$19,9 juta (1,44 persen). Beberapa provinsi utama juga ada yang mengalami peningkatan nilai impor, yaitu Provinsi Sulawesi Tengah US\$802,7 juta (44,48 persen), Jawa Timur US\$628,9 juta (9,40 persen), Jawa Barat US\$596,0 juta (54,54 persen), dan Jawa Tengah US\$222,3 juta (6,41 persen).

**Tabel 1.7 Nilai Impor Menurut Provinsi<sup>1</sup> (juta US\$),  
Januari–Maret 2023 dan 2024**

Provinsi	Januari–Maret 2023		Januari–Maret 2024		Perubahan Jan–Mar 2024 thd Jan–Mar 2023 (%)
	Nilai CIF	Peranan (%)	Nilai CIF	Peranan (%)	
(1)	(4)	(5)	(5)	(6)	(7)
Aceh	32,0	0,06	58,0	0,11	81,25
Sumatera Utara	1.379,1	2,51	1.359,2	2,48	-1,44
Sumatera Barat	97,7	0,18	134,3	0,24	37,46
Riau	708,9	1,29	517,5	0,94	-27,00
Jambi	16,3	0,03	7,4	0,01	-54,60
Sumatera Selatan	157,6	0,29	644,2	1,17	308,76
Lampung	499,9	0,91	536,3	0,98	7,28
Kepulauan Bangka Belitung	2,5	0,01	1,1	0,00	-56,00
Kepulauan Riau	4.930,2	8,97	3.704,3	6,75	-24,87
DKI Jakarta	26.047,4	47,40	23.976,7	43,68	-7,95
Jawa Barat	1.092,7	1,99	1.688,7	3,08	54,54
Jawa Tengah	3.467,5	6,31	3.689,8	6,72	6,41
DI Yogyakarta	0,3	0,00	23,8	0,04	7.833,33
Jawa Timur	6.687,9	12,17	7.316,8	13,33	9,40
Banten	4.284,2	7,80	4.093,2	7,46	-4,46
Bali	24,0	0,04	39,6	0,07	65,00
Nusa Tenggara Barat	59,8	0,11	362,2	0,66	505,69
Nusa Tenggara Timur	7,8	0,01	9,0	0,02	15,38
Kalimantan Barat	90,3	0,16	184,7	0,34	104,54
Kalimantan Tengah	8,4	0,02	26,3	0,05	213,10
Kalimantan Selatan	276,8	0,50	631,1	1,15	128,00
Kalimantan Timur	1.249,5	2,27	1.017,3	1,85	-18,58
Kalimantan Utara	54,6	0,10	304,2	0,55	457,14
Sulawesi Utara	47,4	0,09	49,9	0,09	5,27
Sulawesi Tengah	1.804,5	3,28	2.607,2	4,75	44,48
Sulawesi Selatan	285,5	0,52	273,7	0,50	-4,13
Sulawesi Tenggara	656,9	1,20	583,1	1,06	-11,23
Gorontalo	12,4	0,02	17,9	0,03	44,35
Sulawesi Barat	1,8	0,00	0,4	0,00	-77,78
Maluku	51,3	0,09	109,3	0,20	113,06
Maluku Utara	776,0	1,41	813,6	1,48	4,85
Papua Barat	1,7	0,00	7,7	0,01	352,94
Papua Barat Daya	0,9	0,00	0,8	0,00	-11,11
Papua	3,1	0,01	1,2	0,00	-61,29
Papua Selatan	10,4	0,02	–	–	-100,00
Papua Tengah	122,9	0,22	105,4	0,19	-14,24
<b>TOTAL IMPOR</b>	<b>54.950,2</b>	<b>100,00</b>	<b>54.895,8</b>	<b>100,00</b>	<b>-0,10</b>

Catatan <sup>1</sup> = melalui pelabuhan bongkar yang terdapat di provinsi

## **BAB 2. TABEL-TABEL**

<https://www.bps.go.id>





Tabel 2.1 Impor Menurut 21 Golongan Barang (HS), Januari–Maret 2024

HS	Uraian golongan barang	Berat Bersih (kg)		Nilai CIF (US\$)	
		Maret 2024	Jan–Mar 2024	Maret 2024	Jan–Mar 2024
(1)	(2)	(3)	(4)	(5)	(6)
I	Live Animals; Animal Product	94.541.598	207.683.827	251.851.617	560.543.753
II	Vegetable Products	2.865.551.126	7.238.629.025	1.474.538.942	3.690.651.064
III	Fats, Oils, Waxes Of Animal/Vegetable	21.605.725	47.592.963	32.833.975	78.613.097
IV	Foodstuffs, Beverages, Spirits And Tobacco	1.219.011.986	3.618.753.682	924.158.282	2.934.892.680
V	Mineral Products	8.630.199.941	24.625.495.044	3.922.754.229	10.852.504.377
VI	Prod. Of Chemical Or Allied Industries	1.825.032.645	5.607.274.114	1.605.988.282	4.983.311.531
VII	Plastics, Rubber And Articles There Of	488.909.517	1.868.732.409	877.751.076	3.207.787.792
VIII	Raw Hides, Skins, Leather And Articles	9.474.134	43.914.700	66.153.642	270.683.080
IX	Wood And Its Articles, Plaiting Materials	144.666.248	355.413.531	36.249.100	108.745.344
X	Pulp, Paper And Articles There Of	484.117.497	1.272.715.463	295.401.666	751.109.479
XI	Textiles & Textile Articles	141.298.445	510.649.504	606.479.941	2.062.802.590
XII	Footwear, Umbrellas, Artificial Flowers	6.867.469	41.176.309	60.430.100	270.429.692
XIII	Cement, Plaster, Glass, Ceramic Products	214.578.493	847.082.386	109.469.430	443.590.157
XIV	Pearls & Precious/Semiprecious Stones	292.776	1.455.711	172.971.012	565.798.359
XV	Base Metals And Articles There Of	1.297.538.410	4.088.180.173	1.531.917.824	4.925.688.499
XVI	Machinery, Electric, Electronic Equipments	382.794.653	1.418.600.272	4.588.366.532	14.824.368.960
XVII	Vehicles, Aircraft, And Vessels	152.841.214	490.572.792	790.767.740	2.545.054.001
XVIII	Optical, Photographic, Musical Instruments	9.580.257	34.211.183	413.758.945	1.023.814.165
XIX	Arms And Ammunition; Parts & Accessories	22.004	1.328.096	11.178.496	67.343.556
XX	Miscellaneous Manufactures Articles	67.667.656	296.988.474	187.861.522	726.556.621
XXI	Works Of Art, Antiques Special Provisions	39.219	208.900	193.629	1.534.951
<b>Total Impor</b>		<b>18.056.631.013</b>	<b>52.616.658.558</b>	<b>17.961.075.982</b>	<b>54.895.823.748</b>

Tabel 2.2 Impor Menurut Golongan Barang 2 Dijit HS, Januari–Maret 2024

HS	Uraian golongan barang	Berat Bersih (kg)		Nilai CIF (US\$)	
		Maret 2024	Jan–Mar 2024	Maret 2024	Jan–Mar 2024
(1)	(2)	(3)	(4)	(5)	(6)
01	Live Animals	22.752.445	29.343.444	65.801.279	82.697.589
02	Meat And Edible Meat Offal	11.853.371	20.150.010	33.242.865	61.662.760
03	Fish And Crustaceans	11.095.611	24.003.808	26.828.246	65.690.374
04	Dairy Products, Bird'S Eggs, Natural Honey	44.520.841	122.143.203	119.753.533	330.298.162
05	Products Of Animal Origin	4.319.330	12.043.362	6.225.694	20.194.868
06	Live Trees And Other Plants	261.465	707.595	1.051.783	3.242.865
07	Edible Vegetables And Certain Roots And Tubers	73.950.630	131.935.627	90.252.984	149.756.835
08	Edible Fruits And Nuts	98.479.526	203.628.056	194.843.603	403.035.903
09	Coffee, Tea, Mate, And Spices	17.059.454	57.839.663	52.953.813	179.184.875
10	Cereals	2.284.518.764	5.808.372.062	883.715.004	2.257.812.940
11	Products Of The Milling Industry; Malt, Starches	102.644.310	231.385.310	56.846.199	131.242.121
12	Oil Seeds, Oleaginous Fruits; Grains, Seed, Fruits	287.493.762	799.860.408	188.090.907	543.372.404
13	Lac; Gums; Resins, Other Vegetable Saps, Extracts	1.077.764	3.371.340	6.632.901	22.127.650
14	Vegetable Plaiting Materials; Vegetable Products	65.451	1.528.964	151.748	875.471
15	Animal-Vegetable Oils/Fats, Their Cleavage Prod.	21.605.725	47.592.963	32.833.975	78.613.097
16	Preparations Of Meat/Fish/Crustaceans/Molluscs	1.122.533	3.525.927	5.157.183	13.258.993
17	Sugar And Sugar Confectionery	453.019.575	1.414.743.992	286.195.257	886.876.012
18	Cocoa And Cocoa Preparations	13.873.249	51.345.052	58.058.697	192.631.712
19	Prep. Of Cereals, Flour, Starch, Milk, Cooks' Prod.	12.571.911	35.734.439	37.587.672	107.483.595
20	Prep. Of Vegetables, Fruits, Nuts, Part Of Plants	14.552.904	46.123.007	24.359.259	76.444.045
21	Miscellaneous Edible Preparations	25.450.927	82.317.498	87.750.657	282.083.760
22	Beverages, Spirit, And Vinegar	13.915.112	42.749.019	12.771.270	38.641.781
23	Residues And Waste From The Food Industries	614.576.279	1.832.605.766	336.227.629	1.028.103.886
24	Tobacco And Manufactured Tobacco Substitutes	69.929.496	109.608.982	76.050.658	309.368.896
25	Salts; Sulphur; Earths, Stone; Lime, Cemen	1.015.192.044	3.074.341.966	79.886.476	240.340.545
26	Ores, Slag, And Ash	1.411.247.279	3.927.031.090	185.263.455	539.174.669
27	Mineral Fuels/Oils, Prod. Of Their Distillation	6.203.760.618	17.624.121.988	3.657.604.298	10.072.989.163
28	Inorganic Chemicals	392.953.503	1.500.004.763	188.416.095	619.038.041
29	Organic Chemicals	453.308.784	1.486.983.619	558.786.398	1.744.363.012
30	Pharmaceutical Products	5.230.031	11.914.092	99.810.078	295.632.111
31	Fertilizers	725.347.706	1.818.451.748	173.503.881	455.333.812
32	Tanning Or Dyeing Extracts	37.915.861	110.747.721	127.480.438	369.456.231
33	Essential Oils & Resinoids; Perfumery, Cosmetic	6.912.653	26.705.612	99.656.184	336.404.457
34	Soap, Organic Surface-Active Agent, Lubric. Prep.	26.242.901	69.658.414	58.260.788	170.996.497
35	Albuminoidal Substances; Glues; Enzymes	23.719.705	65.651.270	45.628.647	143.113.230
36	Explosives; Pyrotechnic Prod.; Matches;	1.526.913	4.128.684	10.124.697	22.899.814
37	Photographic And Cinematographic Goods	1.054.690	2.702.961	5.682.027	15.291.912
38	Miscellaneous Chemical Products	150.819.898	510.325.230	238.639.049	810.782.414
39	Plastics And Articles Thereof	406.318.908	1.614.075.982	691.524.412	2.551.092.125
40	Rubber And Articles Thereof	82.590.609	254.656.427	186.226.664	656.695.667

Lanjutan Tabel 2.2

HS	Uraian golongan barang	Berat Bersih (kg)		Nilai CIF (US\$)	
		Maret 2024	Jan-Mar 2024	Maret 2024	Jan-Mar 2024
(1)	(2)	(3)	(4)	(5)	(6)
41	Raw Hides, Skins, And Leather	7.777.069	23.741.908	45.239.940	141.994.643
42	Articles Of Leather; Saddlery, Travel Goods	1.639.473	20.076.094	20.474.946	127.916.413
43	Furskins And Artificial Fur; Manufact. Thereof	57.592	96.698	438.756	772.024
44	Wood And Articles Of Wood; Wood Charcoal	144.537.118	355.037.563	35.702.590	106.608.879
45	Cork And Articles Of Cork	98.343	283.833	493.392	1.946.199
46	Manufact. Of Straw, Plaiting Materials	30.787	92.135	53.118	190.266
47	Pulp Of Wood Or Of Fibrous Cellulosic Material	383.513.988	998.515.695	144.253.407	328.602.689
48	Paper & Paperboard; Articles Of Paper Pulp	98.014.272	266.572.864	133.903.756	376.011.640
49	Printed Books, Newspapers, Pictures	2.589.237	7.626.904	17.244.503	46.495.150
50	Silk	15.825	54.539	165.111	1.014.039
51	Wool, Fine Or Coarse Animal Hair; Woven Fabrics	216.180	612.689	5.676.445	14.523.689
52	Cotton	42.431.153	125.244.157	121.887.269	385.126.068
53	Other Vegetable Textile Fibres; Paper Yarns	1.909.793	6.654.762	3.139.563	33.278.088
54	Man-Made Filaments	37.838.617	154.051.819	109.717.016	427.843.829
55	Man-Made Staple Fibres	21.259.741	81.093.253	77.068.590	278.332.717
56	Wadding, Felt, And Non-Wovens	12.102.401	42.930.575	48.908.903	158.502.393
57	Carpets And Other Textile Floor Coverings	81.967	258.097	368.243	1.033.027
58	Special Woven Fabrics; Tufted Textile Fabrics	1.477.451	5.095.599	24.188.782	75.766.942
59	Impregnated, Coated, Covered Textile Fabrics	6.698.938	23.358.684	51.840.164	167.517.947
60	Knitted Or Crocheted Fabrics	12.899.703	44.207.758	108.416.568	356.164.213
61	Articles Of Apparel, Knitted Or Crocheted	1.156.410	5.099.823	23.981.169	57.113.029
62	Articles Of Apparel, Not Knitted Or Crocheted	1.042.065	4.321.383	24.912.429	62.072.045
63	Other Made Up Textile Articles; Worn Clothing	2.168.201	17.666.366	6.209.689	44.514.564
64	Footwear, Gaiters; Parts Of Such Articles	5.591.999	33.198.365	52.801.000	241.506.737
65	Headgear And Parts Thereof	311.118	1.432.364	3.264.203	11.916.338
66	Umbrellas, Seat-Sticks, Whips, Riding Crops	514.946	4.208.682	786.467	5.823.965
67	Prepared Feathers, Artificial Flowers	449.406	2.336.898	3.578.430	11.182.652
68	Articles Of Stone, Cement, Asbestos, Mica	103.691.024	314.185.592	34.864.985	122.901.641
69	Ceramic Products	72.595.554	398.904.631	40.056.649	184.731.991
70	Glass And Glassware	38.291.915	133.992.163	34.547.796	135.956.525
71	Natural And Cultured Pearls, Precious Stones	292.776	1.455.711	172.971.012	565.798.359
72	Iron And Steel	1.082.337.136	3.323.814.350	860.466.261	2.603.311.572
73	Articles Of Iron And Steel	101.536.866	391.938.502	237.007.838	971.519.704
74	Cooper And Articles Thereof	22.266.700	52.932.718	136.165.890	367.685.035
75	Nickel And Articles Thereof	193.545	713.094	5.917.029	18.248.494
76	Aluminium And Articles Thereof	52.283.894	178.021.136	145.280.246	473.116.115
78	Lead And Articles Thereof	2.039.841	6.835.701	4.729.928	16.028.562
79	Zinc And Articles Thereof	12.299.877	35.552.977	33.232.070	97.104.608
80	Tin And Articles Thereof	42.207	252.592	1.553.584	7.489.642
81	Other Base Metal; Cermets; And Articles Thereof	301.509	1.167.958	7.257.807	19.367.472
82	Tools, Implements, Cutlery, Spoon & Forks	6.291.433	26.399.022	41.311.524	141.408.751
83	Miscellaneous Articles Of Base Metal	17.945.402	70.552.123	58.995.647	210.408.544
84	Nuclear Reactors, Boilers, Machinery, Parts	264.564.462	1.012.522.005	2.279.341.663	7.895.869.136
85	Electrical Machinery & Equipments	118.223.180	406.053.541	2.278.097.144	6.833.500.632
86	Railway/Tramway Locomotive, Mechanical Traffic	9.375.495	29.564.321	17.237.205	67.592.017
87	Vehicles Other Than Railway/Tramway, Parts	80.026.939	278.402.527	595.722.216	1.992.270.630
88	Aircraft And Its Components	48.842	231.039	19.510.888	139.718.865
89	Ships, Boat, And Floating Structures	60.217.936	173.251.422	122.067.935	240.690.314
90	Optical, Photographic, Cinematographic	8.309.488	28.232.551	377.809.546	902.921.740
91	Clocks And Watches And Parts Thereof	734.825	3.411.425	27.135.608	86.745.385
92	Musical Instruments; Parts And Accessories	535.944	2.567.207	8.813.791	34.147.040
93	Arms And Ammunition; Parts And Accessories	22.004	1.328.096	11.178.496	67.343.556
94	Furniture, Bedding, Mattress Support, Cushion	51.368.662	228.531.592	111.746.392	446.943.229
95	Toys, Games And Sports Requisites; Parts	6.572.679	30.539.729	31.724.987	121.080.232
96	Miscellaneous Manufactured Articles	9.726.315	37.917.153	44.390.143	158.533.160
97	Works Of Arts, Collectors' Piece And Antiques	39.219	208.900	193.629	1.534.951
98	Vehicles In-Cld And Their Components	3.172.002	9.123.483	36.229.496	104.782.175
99	Software, Digital, Shipment Goods	7.011	24.726	30.927.725	94.999.192
<b>Total Impor</b>		<b>18.056.631.013</b>	<b>52.616.658.558</b>	<b>17.961.075.982</b>	<b>54.895.823.748</b>

Tabel 2.3 Impor Menurut 40 Golongan Barang (HS) Terbesar, Januari–Maret 2024

HS	Uraian golongan barang	Berat Bersih (kg)		Nilai CIF (US\$)	
		Maret 2024	Jan–Mar 2024	Maret 2024	Jan–Mar 2024
(1)	(2)	(3)	(4)	(5)	(6)
27101224	Motor spirit, unleaded, of RON 90 and above but below RON 97, unblended	1.570.279.169	3.911.153.385	1.272.694.421	3.069.802.507
27090010	Crude petroleum oils	1.294.242.839	3.670.394.756	803.525.163	2.197.268.022
27101971	Automotive diesel fuel	675.133.221	1.895.443.416	530.931.084	1.470.103.664
10063099	Semi-milled or wholly milled rice, whether or not polished or glazed, other than hs code 10063030 to 10063091	550.648.536	1.384.224.737	361.137.374	898.757.964
10019912	Wheat grain without extreme outer layer, other than seed, fit for human consumption	1.022.604.647	2.741.194.773	309.478.243	840.222.870
23040090	Oil-cake and other solid residues, whether or not ground or in the form of pellets, resulting from the extraction of soya- bean oil, other than defatted soya-bean flour and soya-bean meal	467.636.006	1.327.295.573	243.363.992	731.642.891
17011400	Other cane sugar	371.700.000	1.189.009.001	227.433.303	727.459.971
85171300	Smartphones	113.002	366.899	225.597.674	687.618.127
85429000	Part of electronic integrated circuits	270.069	757.206	210.618.206	649.953.535
27011210	Bituminous coal, whether or not pulverised, but not agglomerated, coking coal	955.088.739	2.745.042.986	198.575.471	623.931.546
71081210	Non-monetary gold in unwrought forms; in lumps, ingots or cast bars	2.192	7.582	150.816.553	503.101.076
27111300	Liquefied, butanes	229.562.062	788.995.186	131.738.952	447.368.151
27111200	Liquefied, propane	231.950.461	787.356.447	130.160.007	427.010.173
12019000	Soya beans, whether or not broken, other than seed	247.921.669	678.227.538	137.159.586	383.102.664
72024100	Ferro-chromium containing by weight more than 4% carbon	98.526.314	304.629.500	125.656.710	358.816.292
85177921	Parts of transmission apparatus, oth than radio-broadcasting or TV transmission apparatus, or of portable receivers for calling, alerting/paging & paging alert devices; of cellular telephones	576.344	1.636.414	137.724.963	323.142.482
27101280	Naphtha, reformates and other preparations of a kind used for blending into motor spirits	148.240.705	445.118.084	105.865.480	312.506.535
31042000	Potassium chloride	357.056.340	919.008.103	107.923.368	286.281.654
39021040	Polypropylene in primary forms, granules, pellets, beads, flakes, chips and similar forms	55.961.310	269.606.914	58.480.008	276.219.111
10019919	Wheat, other than durum wheat and wheat grain, other than seed, fit for human consumption	415.878.508	872.856.912	124.909.184	266.578.499
84713020	Laptops including notebooks and subnotebooks	217.125	1.638.077	38.967.639	251.972.494
85177999	Other printed circuit boards, unassembled; other than of goods for line/radio-telephony or line/radio-telegraphy	250.348	1.002.495	191.574.643	239.027.719
27101981	Aviation turbine fuel (jet fuel) having a flash point of 23°C or more	107.176.354	285.569.520	89.843.810	234.897.643
84295200	Mechanical shovels ; excavators ; Machinery with a 360o revolving superstructure	19.792.073	60.863.033	75.680.706	230.283.291
27090020	Condensates	37.731.384	299.934.264	26.021.271	203.924.835
52010000	Cotton, not carded or combed	34.623.181	98.809.307	69.911.927	203.435.117
29012100	Ethylene, unsaturated	72.968.239	210.233.205	74.285.892	201.334.772
26011110	Iron ores and concentrates, other than roasted iron pyrites, non-agglomerated, haematite and concentrates	585.526.446	1.584.389.747	71.327.570	199.356.366
85423100	Electronic integrated circuits: processors and controllers, whether or not combined with memories, converters, logic circuits, amplifiers, clock and timing circuits, or other circuits	99.282	281.194	62.515.198	197.132.735
74031100	Cathodes and sections of cathodes; of refined copper	8.931.669	21.435.810	76.464.107	183.260.757
85177939	Other printed circuit boards, assembled; other than of goods for line/radio-telephony or line/radio-telegraphy	345.780	791.479	76.858.521	180.805.995
27011100	Anthracite, whether or not pulverised, but not agglomerated	280.082.900	890.898.417	54.049.350	176.483.697
84029090	Parts for steam or other vapour generating boilers other than boiler bodies, shells or casings	6.626.468	22.069.588	35.504.866	173.056.246
39012000	Ethylene polymers, in primary forms, polyethylene having a specific gravity of > 0.94	34.187.149	156.680.302	37.666.971	167.536.602
29024300	P-Xylene	44.832.746	163.611.842	47.671.493	167.147.414
72071210	Semi-finished products of iron or non-alloy steel slabs; containing by weight < 0.25% of carbon; of rectangular (other than square) cross-section, the width measuring less than twice the thickness	121.800.286	330.056.015	61.848.742	161.846.107
84714990	Other personal computers in the form of systems excluding portable computers (laptop/notebook)	31.100	502.593	63.583.006	158.400.961
87038018	Station wagons & sports cars; with only electric motor for propulsion; CKD	5.200.540	13.386.146	59.786.115	157.341.837
84749000	Parts of machines of subheading 8474	5.162.620	19.450.322	38.584.908	155.259.911
24012010	Tobacco, partly or wholly stemmed/stripped, virginia type, flue-cured	5.414.630	27.768.821	31.225.956	154.359.620
Lainnya		7.992.238.560	#####	11.083.913.549	#####
Total Impor		#####		17.961.075.982	#####

Tabel 2.4 Impor Menurut Golongan Barang SITC, Januari–Maret 2024

SITC	Uraian golongan barang	Berat Bersih (kg)		Nilai CIF (US\$)	
		Maret 2024	Jan–Mar 2024	Maret 2024	Jan–Mar 2024
(1)	(2)	(3)	(4)	(5)	(6)
<b>A. Golongan Barang SITC 1 dijit</b>					
0	Food and Live Animals	3.717.886.142	9.897.716.528	2.316.621.763	6.151.342.180
1	Beverages and Tobacco	83.480.605	151.449.627	81.743.913	332.969.172
2	Crude Materials, Inedible	3.449.579.907	9.787.837.950	907.070.778	2.589.515.080
3	Mineral Fuels, Lubricants, etc.	6.203.661.492	17.623.456.303	3.657.446.313	10.072.189.999
4	Animal & Vegetable Oils/Fats	19.974.278	42.974.560	28.217.084	66.442.761
5	Chemicals	2.175.811.214	6.951.613.793	2.199.803.774	7.092.859.872
6	Manufactured Goods	1.744.019.562	5.688.641.529	2.352.419.462	7.846.238.491
7	Machinery and Transportation Equipments	535.002.056	1.905.670.175	5.360.836.613	17.245.600.316
8	Miscellaneous Manufactured Articles	127.202.846	567.265.675	900.378.001	2.980.861.945
9	Special Commodities and Transaction	12.911	32.418	156.538.281	517.803.932
<b>B. Golongan Barang SITC 2 dijit</b>					
00	Live animal for food	22.752.445	29.343.444	65.801.279	82.697.589
01	Meat and meat preparations	12.235.110	20.887.079	35.000.724	65.568.483
02	Dairy product and eggs	44.701.355	122.563.118	120.205.551	331.991.146
03	Fish, crustaceans, molluscs and their preparations	11.836.398	26.792.654	30.227.394	75.043.425
04	Cereals and cereal preparations	2.303.487.790	5.844.610.963	909.366.553	2.322.824.830
05	Fruits and vegetables	187.683.795	384.596.610	310.947.596	635.682.525
06	Sugar, sugar preparations, and honey	453.323.065	1.415.779.869	286.941.778	889.592.601
07	Coffee, tea, cocoa, and spices	33.739.582	117.782.414	128.789.663	425.399.618
08	Feeding stuff for animals	616.875.729	1.836.821.475	337.153.331	1.029.817.805
09	Miscellaneous food preparations	31.250.873	98.538.902	92.187.894	292.724.158
11	Beverages	13.704.030	42.164.635	12.347.887	37.506.776
12	Tobacco and tobacco manufactured	69.776.575	109.284.992	69.396.026	295.462.396
21	Hides, skins and furskins	3.064.135	8.738.176	3.609.829	10.199.876
22	Oil seeds, nuts, and kernels	284.864.580	793.850.956	182.723.347	528.242.439
23	Crude rubber	43.946.855	139.307.168	71.828.137	221.329.303
24	Wood, lumber, and cork	125.220.400	294.910.509	21.350.376	55.669.815
25	Pulp and waste paper	383.513.988	998.515.695	144.253.407	328.602.689
26	Textile fibres and their waste	51.998.941	153.490.544	122.630.027	359.304.048
27	Crude fertilizers and crude minerals	986.798.381	3.166.418.724	82.229.759	267.647.232
28	Metalliferous ores and metal scraps	1.564.214.658	4.213.408.837	260.275.618	759.765.446
29	Crude animals and vegetable materials, nes	5.957.969	19.197.341	18.170.278	58.754.232
32	Coal, coke, and briquettes	1.525.132.066	4.574.843.835	310.554.560	1.013.463.211
33	Petroleum and petroleum products	4.214.004.514	11.464.225.456	3.077.781.435	8.162.730.440
34	Gas; natural and manufactured	464.524.911	1.584.386.730	264.109.138	880.798.513
35	Electric Current	1	282	5.001.180	15.197.835
41	Animal oils and fats	608.999	2.098.887	1.416.142	5.286.768
42	Fixed vegetable oils/fats	17.883.554	35.482.597	23.646.129	48.734.310
43	Animal vegetable oils/fats	1.481.725	5.393.076	3.154.813	12.421.683
51	Organic chemicals	456.665.094	1.496.071.919	534.323.282	1.667.416.860
52	Inorganic chemicals	308.985.678	1.250.118.165	155.942.960	524.020.977
53	Dyeing, tanning, and colouring materials	39.485.750	115.288.440	127.911.618	367.393.069
54	Medical and pharmaceutical products	6.985.876	17.753.994	141.312.156	433.385.922
55	Essential oils and perfumery materials	24.054.178	76.144.425	137.991.594	451.989.898
56	Manufactured fertilizers	724.689.026	1.816.113.268	173.005.154	453.344.114
57	Plastics in primary forms	341.337.679	1.310.244.273	494.042.660	1.734.366.310
58	Plastics in non-primary forms	34.268.372	172.082.195	104.437.596	438.877.185
59	Chemical materials and its products, nes	239.339.561	697.797.114	330.836.754	1.022.065.537
61	Leather, leather med, nes	4.835.058	15.434.990	42.560.158	134.968.261
62	Rubber manufactured, nes	38.134.665	114.057.235	111.737.367	428.688.358
63	Wood and cork manufactured	19.415.061	60.410.887	14.845.606	52.885.263
64	Paper, paperboard, and manufactured thereof	98.295.708	266.857.386	129.497.544	361.854.769
65	Textile yarns, fabrics, and their products	88.863.024	354.344.845	437.047.444	1.591.379.561
66	Non metallic minerals manufactured	268.258.301	1.060.638.110	130.984.350	519.169.978
67	Iron and steel	1.074.032.085	3.284.463.401	925.490.870	2.883.677.786
68	Non ferrous metals	73.096.380	210.374.430	286.006.595	827.831.467
69	Manufactured of metal, nes	79.089.280	322.060.245	274.249.528	1.045.783.048
71	Power generating machine and equipments	41.003.401	159.124.306	395.343.403	1.374.890.134
72	Machinery specialized for particular industry	93.605.538	340.670.520	666.416.882	2.275.579.847
73	Metalworking machinery	11.287.202	49.445.955	68.246.658	348.719.763
74	General industrial machinery and equipments	132.952.771	513.674.430	960.963.779	3.344.237.453
75	Office machinery and automatic data processing	3.214.611	14.917.448	304.043.858	953.975.786

SITC	Uraian golongan barang	Berat Bersih (kg)		Nilai CIF (US\$)	
		Maret 2024	Jan-Mar 2024	Maret 2024	Jan-Mar 2024
(1)	(2)	(3)	(4)	(5)	(6)
76	Telecommunication and reproducers apparatus	11.289.073	47.294.041	1.045.286.660	2.710.442.165
77	Electrical machinery and apparatus	90.316.487	296.021.485	1.136.946.758	3.735.137.001
78	Road vehicles	90.497.181	305.004.101	630.118.826	2.075.814.495
79	Other transportation equipments	60.835.792	179.517.889	153.469.789	426.803.672
81	Sanitary, plumbing, and fittings	27.932.322	149.313.540	58.062.955	276.892.204
82	Furniture	25.488.639	88.574.800	58.255.547	186.464.484
83	Traveling goods	1.204.593	18.254.619	18.117.968	119.436.698
84	Clothing	3.948.116	17.219.587	59.454.551	155.733.544
85	Footwear	5.591.999	33.198.365	52.801.000	241.506.737
87	Professional, scientific, and contractor instruments	7.294.787	25.338.358	327.286.582	781.834.543
88	Photographic apparatus, equipments and optics	2.883.729	10.542.312	51.719.444	162.375.166
89	Miscellaneous manufactured articles	52.858.661	224.824.094	274.679.954	1.056.618.569
96	Coin; not being legal tender	2.142	4.081	15.045	30.839
97	Gold; non monetary	10.769	28.337	156.523.236	517.773.093
<b>C. Golongan Barang SITC 3 digit</b>					
001	Live Animals Other Than Fish	22.752.445	29.343.444	65.801.279	82.697.589
011	Meat Of Bovine Animals Fresh, Chilled Or Frozen	6.666.009	11.945.268	21.460.669	41.428.905
012	Other Meat, Other Edible Meat Offal, Fresh, Chilled Or Frozen	5.187.354	8.189.706	11.782.307	20.059.153
016	Meat And Edible Meat Offal, Salted, Dried, Edible Flour Of Meat	13	53.824	66	401.769
017	Meat And Edible Meat Offal, Prepared Or Preserved	381.734	698.281	1.757.682	3.678.656
022	Milk, cream, And Milk Products Other Than Butter Or Cheese	40.584.692	110.035.906	95.605.979	261.792.264
023	Butter And Other Fats From Milk	1.907.288	6.546.121	11.535.985	38.470.544
024	Cheese And Curds	2.059.104	5.482.587	11.986.159	28.316.230
025	Eggs, Birds, And Egg Yolks; Fresh, Dried Or Otherwise Preserved	150.271	498.504	1.077.428	3.412.108
034	Fish, Fresh, Chilled Or Frozen	9.872.546	20.962.549	19.205.694	47.508.615
035	Fish, Dried Salted Or In Brine; Smoked Fish	18.158	19.230	5.519	12.646
036	Crustaceans, Molluscs, And Aquatic Invertebrates	1.204.902	2.983.241	7.616.856	17.942.046
037	Fish, Crustaceans, Molluscs, And Other Aquatic Invertebrates; Pr	740.792	2.827.634	3.399.325	9.580.118
041	Wheat And Meslin, Unmilled	1.452.477.937	3.860.392.277	438.663.610	1.181.177.773
042	Rice	567.210.716	1.448.029.562	371.602.225	936.207.792
043	Barley, Unmilled	130	700	883	2.527
044	Maize, Unmilled	262.719.528	490.797.857	72.510.326	136.223.005
045	Cereals, Unmilled	2.110.453	9.151.666	937.960	4.201.843
046	Meal And Flour Of Wheat And Flour Of Meslin	9.717.278	10.203.835	3.445.447	3.704.700
047	Other Cereal Meals And Flours	1.174.035	4.169.727	764.017	2.764.165
048	Cereal Preparations And Preparations Of Flours/starches Of Fruit	8.077.713	21.865.339	21.442.085	58.543.025
054	Vegetables, Fresh, Chilled, Frozen Or Simply Preserved	72.701.028	124.828.582	88.067.293	137.450.901
056	Vegetables, Roots And Tubers, Prepared Or Preserved Nes	9.853.525	33.763.835	16.500.032	57.282.390
057	Fruit And Nut; Fresh Or Dried	98.423.504	203.165.846	194.650.323	401.782.472
058	Fruits, Preserved And Preparations	5.902.826	20.033.237	9.440.433	32.085.393
059	Fruit And Vegetable Juices	802.912	2.805.110	2.289.515	7.081.369
061	Sugar, Molasses, And Honey	450.459.754	1.405.331.119	278.915.178	860.575.203
062	Sugar Confectionery	2.863.311	10.448.750	8.026.600	29.017.398
071	Coffee And Coffee Substitutes	12.411.583	33.708.915	47.982.270	128.681.953
072	Cocoa	12.339.407	46.124.820	49.219.438	163.547.560
073	Chocolate And Other Food Preparations Containing Cocoa	1.533.842	5.220.232	8.839.259	29.084.152
074	Tea And Mate	1.137.599	3.789.222	3.540.986	12.057.983
075	Spices	6.317.151	28.939.225	19.207.710	92.027.970
081	Feeding Stuff For Animals	616.875.729	1.836.821.475	337.153.331	1.029.817.805
091	Margarine And Shortening	1.631.043	4.217.717	4.612.832	12.041.828
098	Edible Products And Preparations	29.619.830	94.321.185	87.575.062	280.682.330
111	Non-alcoholic Beverages, Nes	13.423.896	41.626.040	11.424.530	35.822.770
112	Alcoholic Beverages	280.134	538.595	923.357	1.684.006
121	Tobacco, Unmanufactured And Refused	9.725.135	44.573.683	50.244.070	229.047.353
122	Tobacco, Manufactured	60.051.440	64.711.309	19.151.956	66.415.043
211	Hides And Skins, Raw	3.064.135	8.738.176	3.609.829	10.199.876
222	Oil Seeds Use For Extraction Ofsoft Fixed Vegetable Oils	284.065.224	791.941.111	181.406.401	526.025.209
223	Oil Seeds Use For Extraction Of Other Fixed Vegetable Oils	799.356	1.909.845	1.316.946	2.217.230
231	Natural Rubber Latex;natural Rubber And Similar Natural Gums	17.037.938	54.190.262	16.092.470	48.784.217
232	Synthetic Rubber Latex, Synthetic/reclaimed Rubber	26.908.917	85.116.906	55.735.667	172.545.086
244	Cork,natural,raw And Waste	1.967	5.616	75.300	166.484
245	Fuel Wood And Wood Charcoal	107.326	242.770	50.247	161.871
246	Wood In Chips Or Particles And Waste	108.673.922	250.248.698	11.296.410	25.810.194

SITC	Uraian golongan barang	Berat Bersih (kg)		Nilai CIF (US\$)	
		Maret 2024	Jan-Mar 2024	Maret 2024	Jan-Mar 2024
(1)	(2)	(3)	(4)	(5)	(6)
247	Wood In The Rough Or Roughly Squared	4.605.152	11.038.407	412.921	1.151.395
248	Wood, simply Worked And Railway Sleeper Of Wood	11.832.033	33.375.018	9.515.498	28.379.871
251	Pulp And Waste Paper	383.513.988	998.515.695	144.253.407	328.602.689
261	Silk	?	3	?	426
263	Cotton	34.834.461	99.481.816	70.308.999	204.506.007
264	Jute And Other Textile Bast Fibres	22	72	91	1.029
265	Vegetable Textile Fibres, raw Or Processed; waste Of These Fibres	53.009	116.193	26.104	222.507
266	Synthetic Fibres Suitable For Spinning	9.473.360	32.809.345	15.830.651	52.664.357
267	Other Man-made Fibres Suitable For Spinning And Waste	7.364.834	20.685.974	36.097.488	100.610.387
268	Wool And Other Animal Hair	26.552	101.598	308.920	1.098.081
269	Old Clothing And Other Old Textile Articles; Rags	246.703	295.543	57.774	201.254
272	Fertilizers, Crude	135.705.009	342.621.314	17.676.513	45.676.191
273	Stone, Sand And Gravel	240.322.732	889.416.444	7.558.074	26.878.379
274	Sulphur And Unroasted Iron Pyrites	108.182.134	370.686.648	10.894.157	38.603.198
277	Natural Abrasives	1.612.692	5.712.738	5.696.669	13.800.360
278	Other Crude Minerals	500.975.814	1.557.981.580	40.404.346	142.689.104
281	Iron Ore And Concentrates	954.046.584	3.041.312.363	119.400.989	393.908.887
282	Waste And Scrap Metal Of Iron/steel	60.133.039	233.924.078	25.344.681	97.657.420
283	Copper Ores And Concentrates	324.686	1.792.724	221.073	431.431
284	Nickel Ores And Concentrates	227.003.600	227.015.817	9.993.971	10.299.521
285	Aluminium Ores And Concentrates	84.065.634	250.389.910	32.519.392	95.249.567
287	Ores And Concentrates Of Basemetals	229.756.015	429.282.265	55.716.562	106.865.449
288	Non-ferrous Base Metal Waste And Scraps	8.885.099	29.691.160	17.078.926	55.348.042
289	Ores And Concentrates Of Precious Metals; Waste, scraps	1	520	24	5.129
291	Crude Animal Materials	4.319.330	12.043.362	6.225.694	20.194.868
292	Crude Vegetable Materials	1.638.639	7.153.979	11.944.584	38.559.364
321	Coals, Pulverized Or Not	1.488.301.880	3.953.854.037	301.813.040	870.202.691
322	Briquettes, Lignite And Peat	61	112.245	312	59.712
325	Coke And Semi Coke Of Coal/lignite/peat	36.830.125	620.877.553	8.741.208	143.200.808
333	Petroleum Oil, Crude	1.331.974.223	3.970.329.036	829.546.434	2.401.193.585
334	Petroleum Products, Refined	2.769.579.144	7.164.479.114	2.192.397.431	5.594.274.616
335	Residual Petroleum Products, And Related Materials	112.451.147	329.417.306	55.837.570	167.262.239
342	Liquefied Propane And Butane	461.512.523	1.576.351.633	261.898.959	874.378.324
344	Petroleum Gases And Other Gas	3.012.388	8.035.090	2.210.179	6.420.046
345	Coal Gas, Water Gas And Similar Gas	?	7	?	143
351	Electric Currents	1	282	5.001.180	15.197.835
411	Animal Oils And Fats	608.999	2.098.887	1.416.142	5.286.768
421	Fixed Vegetable Fats And Oils Soft, crude, refined Or Fractioned	5.408.734	13.811.126	9.806.772	24.614.280
422	Fixed Vegetable Fats And Oils Solid, crude, refined Or Fractioned	12.474.820	21.671.471	13.839.357	24.120.030
431	Animal And Vegetable Oil; Fat Processed And Their Wax	1.481.725	5.393.076	3.154.813	12.421.683
511	Hydrocarbon And Their Halogenated, Nitrated Derivatives	176.757.361	555.204.507	180.070.435	545.790.796
512	Alcohols, phenols, phenol-alcohols And Their Halogenated	148.115.935	506.845.411	88.398.774	282.268.655
513	Carboxylic Acids, and Their Anhydrides, halides, peroxides	58.929.021	193.295.628	76.823.744	231.006.997
514	Nitrogen-function Compounds	38.185.144	130.791.897	68.549.158	228.109.115
515	Organo-inorganic And Heterocyclic Compounds	21.866.332	70.184.803	89.269.682	281.015.958
516	Other Organic Chemicals	12.811.301	39.749.673	31.211.489	99.225.339
522	Inorganic Chemical Elements, Oxides And Halogen Salts	165.860.788	718.940.097	82.459.052	289.787.382
523	Metallic salts And Peroxysalts	137.510.737	515.225.264	54.884.011	196.769.612
524	Other Inorganic Chemicals; chemical Compound Of Precious Met	5.603.348	15.846.924	17.558.480	35.033.546
525	Radioactive And Associated Materials	10.805	105.880	1.041.417	2.430.437
531	Synthetic Organic; Colouring Matter	6.649.161	19.804.012	36.573.676	112.165.813
532	Dyeing/tanning Extracts And Synthetic Tanning Materials	295.310	1.254.656	1.554.075	5.724.193
533	Pigments, Paints, Varnishes, And Related Materials	32.541.279	94.229.772	89.783.867	249.503.063
541	Medicinal And Pharmaceutical Products	5.737.744	11.832.866	78.105.525	234.094.261
542	Medicaments, Including Veterinary Medicaments	1.248.132	5.921.128	63.206.631	199.291.661
551	Essential Oils, Perfumes, And Flavour Materials	3.819.473	10.937.163	60.326.442	172.701.177
553	Perfumery, Cosmetics, And Toilet Preparations	3.093.180	15.768.449	39.329.742	163.703.280
554	Soap, cleansing And Polishing Preparations	17.141.525	49.438.813	38.335.410	115.585.441
562	Fertilizers, Manufactured	724.689.026	1.816.113.268	173.005.154	453.344.114
571	Polymers Of Ethylene In Primary Forms	104.448.535	386.120.891	127.906.122	450.383.340
572	Polimers Of Styrene In Primary Forms	15.393.620	53.342.884	24.839.489	83.518.755
573	Polimers Of Vinyl Chloride In Primary Forms	10.001.743	27.466.620	18.661.003	44.767.261
574	Poliacetals And Polycarbons In Primary Forms	69.422.083	241.000.422	94.673.814	313.606.805
575	Other Plastics In Primary Forms	137.157.068	558.638.743	226.325.944	825.820.040

SITC	Uraian golongan barang	Berat Bersih (kg)		Nilai CIF (US\$)	
		Maret 2024	Jan-Mar 2024	Maret 2024	Jan-Mar 2024
(1)	(2)	(3)	(4)	(5)	(6)
579	Waste And Scrap Of Plastics	4.914.630	43.674.713	1.636.288	16.270.109
581	Tubes, Pipes, And Hoses Of Plastics	4.230.413	15.347.606	18.895.002	64.581.875
582	Plates, Sheets, And Film Of Plastics	29.174.953	153.584.856	83.376.998	367.624.690
583	Monofilament And Rod Of Plastics	863.006	3.149.733	2.165.596	6.670.620
591	Disinfectants, Insecticides, And Fungicides Put In Forms	7.140.976	21.288.830	35.446.956	123.077.786
592	Starches, Inulin, And Wheat Glutenal Buminoidal Substances; Glu	111.615.123	270.534.887	91.071.593	242.226.643
593	Explosive And Pyrotechnic Products	1.312.280	3.911.594	10.090.059	22.842.098
597	Additive For Mineral Oils	14.661.510	37.252.748	43.172.112	123.945.695
598	Miscellaneous Chemical Products	104.609.644	364.809.015	151.055.794	509.972.867
599	Residuall Products Of The Chemical Or Allied Industries, N.e.s	28	40	240	448
611	Leathers	4.712.934	15.003.732	41.630.111	131.794.767
612	Manufactures And Composition Leathers	121.277	427.553	873.594	2.933.357
613	Furskins, Tanned Or Dressed	847	3.705	56.453	240.137
621	Materials Of Rubber	3.427.513	12.227.675	17.737.050	54.997.497
625	Rubber Tyre,tyre Cases,tyre Treads,inner Tubes, And Tyre Flaps	29.497.452	82.465.937	55.874.959	248.868.189
629	Articles Of Rubbers	5.209.700	19.363.623	38.125.358	124.822.672
633	Cork Manufactures	96.376	278.217	418.092	1.779.715
634	Veneers,plywood,improved/reconstituted Wood Worked	17.021.093	49.619.664	11.336.288	38.671.970
635	Wood Manufactures	2.297.592	10.513.006	3.091.226	12.433.578
641	Papers And Paperboards	82.128.408	219.505.650	90.871.487	240.605.926
642	Paper And Paperboard Cut To Size/shape And Article Of Papers	16.167.300	47.351.736	38.626.057	121.248.843
651	Textile Yarns	32.178.037	112.538.424	64.951.123	225.178.921
652	Cotton Fabrics, Woven	4.416.814	16.727.651	40.145.917	147.467.135
653	Fabrics, Woven, Of Man-made Fibres	16.290.640	87.827.271	86.011.804	376.147.509
654	Textile Fabrics, Woven, Other Than Of Cotton Or Man-made Fibr	949.953	4.657.637	7.309.067	44.197.721
655	Knitted Or Crochatted Fabrics	12.899.703	44.207.758	108.416.568	356.164.213
656	Tulle,lace,enbroidery,ribbons,trimmings And Other Small Wares	1.391.243	4.850.548	22.786.632	70.643.639
657	Special Yarns,textile Fabrics	18.733.124	65.897.485	100.905.620	326.196.729
658	Made-up Articles, Wholly/chiefly Of Textile Materials	1.921.517	17.367.695	6.152.022	44.309.684
659	Floor Coverings	81.993	270.376	368.691	1.074.010
661	Lime,cement And Fabricated Construction Materials	41.598.067	184.316.576	9.448.057	40.086.543
662	Clay And Refactory Construction Materials	94.660.610	464.550.962	49.746.498	214.888.501
663	Mineral Manufactures	94.003.740	277.133.089	35.489.584	119.341.205
664	Glass	21.278.662	76.347.461	16.042.321	68.679.026
665	Glassware	15.271.347	51.074.621	16.685.871	60.738.390
666	Pottery	1.431.509	7.194.981	1.275.764	4.843.321
667	Pearl, Precious And Semi Precious Stones	14.366	20.420	2.296.255	10.592.992
671	Pig Iron,spiegeleisen,sponge Iron, And Ferro-alloys	121.733.267	405.566.853	167.201.109	509.241.149
672	Ingots And Other Iron/steel In Primary Forms	312.051.970	941.908.924	164.776.742	487.378.843
673	Flat Rolled Products, Not Clad	210.980.251	701.082.270	161.087.764	526.198.280
674	Flat Rolled Products, Clad Or Plated	101.734.050	294.157.309	89.279.236	260.173.600
675	Flat Rolled Products And Alloy Steels	170.765.573	432.790.115	150.401.404	408.339.058
676	Iron/steel Bars, Rods, Angels, Shaped And Sections	97.407.317	288.078.994	90.067.103	271.153.908
677	Rail/railway And Tractor Construction Of Iron/steel Materials	4.436.567	19.349.045	4.725.476	20.629.605
678	Wire Of Iron/steel	10.431.092	31.694.735	14.730.286	47.234.384
679	Tubes, Pipes, Hollow Profile, Pipe Fitting Of Iron/steel	44.491.998	169.835.156	83.221.750	353.328.959
681	Silver, Platinum, And Other Metal Of The Platinum Groups	12.582	25.855	2.459.342	6.346.544
682	Copper	21.008.877	48.018.498	127.691.539	340.599.832
683	Nickel	166.291	568.145	5.122.110	15.525.184
684	Alumunium	37.678.844	119.191.352	107.720.006	333.882.293
685	Lead	2.032.133	6.765.187	4.651.332	15.516.900
686	Zinc	12.054.339	34.743.114	32.545.890	95.224.507
687	Tin	41.000	240.160	1.490.607	7.136.024
689	Miscellaneous Non-ferrous Basemetals Employed In Metallurgy	102.314	822.119	4.325.769	13.600.183
691	Structuctures And Parts Of Iron/steel Or Aluminium	19.448.412	84.070.452	34.460.149	188.456.364
692	Metal Containers For Storage And Transportations	9.970.935	34.064.772	49.122.238	158.939.276
693	Wire Products And Fencing Grills	3.817.904	17.951.181	6.808.635	32.807.299
694	Nails, Screws, Nuts, Bolts, Rivets Of Iron/steel Or Copper	5.819.022	22.690.532	33.384.936	119.932.719
695	Tools For Used In The Hand Or In Machines	4.154.229	17.420.592	34.047.491	116.032.249
696	Cutlery	2.024.887	8.527.976	7.112.523	24.588.628
697	Household Equipment Of Base Metals	5.498.792	22.584.760	9.808.681	41.333.860
699	Manufactures Of Base Metals	28.355.099	114.749.980	99.504.875	363.692.653
711	Steam And Other Vapour Generating Boilers And Parts	12.055.399	45.184.165	60.169.788	294.137.453
712	Steam Or Other Generating Boilers And Parts	3.356.858	19.352.813	49.675.532	172.899.613
713	Internal Combustion Piston Engines And Parts	10.142.821	36.384.349	114.317.911	365.768.004

SITC	Uraian golongan barang	Berat Bersih (kg)		Nilai CIF (US\$)	
		Maret 2024	Jan-Mar 2024	Maret 2024	Jan-Mar 2024
(1)	(2)	(3)	(4)	(5)	(6)
714	Engines And Motors, Non-electric And Parts	706.098	3.133.683	50.854.693	159.451.626
716	Rotating Electric Plants And Parts	13.159.493	49.050.243	100.989.882	325.469.529
718	Other Power Generating Machines And Parts	1.582.732	6.019.053	19.335.597	57.163.909
721	Agricultural Machinery And Parts	2.477.960	11.843.873	17.596.237	64.267.247
722	Tractors	1.099.946	3.679.936	5.836.272	20.383.518
723	Civil Engineering And Contractor Plants And Equipments/parts	44.389.765	148.837.925	215.655.905	672.714.918
724	Textile/leather Machinery And Parts	5.624.749	20.852.790	49.880.200	169.796.398
725	Papermill/pulpmill Machinery And Paper Cutting Machines	3.123.763	17.565.123	55.829.333	242.836.254
726	Printing/book Binding Machinery And Parts	933.478	3.186.015	24.510.825	74.591.516
727	Food Processing Machines And Parts	5.457.850	18.713.007	34.995.028	131.139.393
728	Other Machines And Equipment Specialized For Particular Indust	30.498.027	115.991.851	262.113.082	899.850.603
731	Machine Tools By Removing Metal	1.584.932	7.236.091	13.228.789	60.044.779
733	Machine Tool For Working Metals	3.051.495	7.807.672	13.925.774	46.281.897
735	Parts Of Machine Tools	408.786	1.482.597	10.603.784	32.351.897
737	Metalworking Machinery And Parts	6.241.989	32.919.595	30.488.311	210.041.190
741	Heating And Cooling Equipments And Parts	42.635.944	189.778.061	238.450.809	953.613.393
742	Pumps For Liquid And Parts	6.733.289	28.059.660	74.359.877	242.205.559
743	Pumps, Compressors, Fans, Blowers, Centrifuges, And Parts	22.310.894	85.908.196	169.564.257	620.712.140
744	Mechanical Handling Equipments And Parts	34.103.570	108.521.296	140.140.142	449.680.393
745	Other Non-electrical Machinery, Tools, And Mechanical Apparatu	6.500.603	23.701.839	77.842.965	249.991.010
746	Ball Or Roller Bearings	3.898.044	13.789.919	41.191.953	129.164.876
747	Taps, Cocks, And Valves For Pipes	8.442.850	28.986.490	117.719.894	368.205.162
748	Transmission Shafts And Cranks	5.625.187	23.456.464	57.919.289	191.063.773
749	Non-electric Parts And Accessories Of Machineries	2.702.390	11.472.505	43.774.593	139.601.147
751	Office Machines	1.468.064	6.281.086	40.366.987	126.334.162
752	Automatic Data Processing Machines And Their Units	1.041.430	5.589.102	242.431.970	728.736.605
759	Parts And Accessories For Machine Of Heading 751 Or 752	705.117	3.047.260	21.244.901	98.905.019
761	Television Receivers	769.080	4.806.202	54.896.471	182.883.911
762	Radio Broadcast Receivers	143.176	615.689	10.043.056	33.283.218
763	Sound Recorders Or Reproducurs	115.541	1.109.738	25.306.296	36.728.325
764	Telecommunication Equipments And Parts	10.261.276	40.762.412	955.040.837	2.457.546.711
771	Electric Power Machinery And Parts	6.388.942	21.286.103	89.347.506	284.519.404
772	Electrical Apparatus For Making And Breaking Electrical Circuits	25.289.028	56.713.777	286.711.551	907.312.476
773	Equipment For Distributing Electricity	12.842.005	45.531.140	112.390.006	357.068.154
774	Electrical Apparatus For Medical Purposes And Radiological App	236.580	540.213	30.989.200	61.271.404
775	Household Type, Electrical/non-electrical Equipments	7.819.121	52.697.143	53.639.078	259.608.280
776	Thermionic, Cold Cathode, And Photo Cathode Valves/tubes	2.583.088	9.541.017	367.704.857	1.151.331.316
778	Electrical Machinery And Apparatus	35.157.723	109.712.092	196.164.560	714.025.967
781	Passenger Motor Cars	12.558.619	38.208.047	183.330.776	564.081.991
782	Motor Vehicle For The Transportation Of Goods	29.082.473	87.196.432	152.393.293	483.143.828
783	Road Motor Vehicles	2.410.865	7.852.603	16.923.194	66.054.683
784	Parts And Accessories Of The Motor Vehicles	21.576.780	78.296.791	202.196.410	679.443.315
785	Motorcycles, Scooters, And Other Cycles Motorized/non Motoriz	13.532.320	60.237.484	63.691.811	238.221.055
786	Trailers And Other Vehicles, Not Motorized	11.336.124	33.212.744	11.583.342	44.869.623
791	Railway Vehicles And Associated Equipments	569.747	6.036.946	11.893.288	46.398.547
792	Aircraft And Associated Equipments And Parts	48.109	229.521	19.508.566	139.714.811
793	Ships, Boats, And Floating Structures	60.217.936	173.251.422	122.067.935	240.690.314
811	Prefabricated Buildings	24.392.711	129.609.301	43.887.254	192.829.107
812	Sanitary, Plumbing, Heating, And Lighting Fixtures/fittings	1.659.616	7.546.757	2.858.254	10.760.470
813	Lighting Fixtures And Fittings	1.879.995	12.157.482	11.317.447	73.302.627
821	Furnitures And Parts	25.488.639	88.574.800	58.255.547	186.464.484
831	Travel Goods	1.204.593	18.254.619	18.117.968	119.436.698
841	Men's Coats/jackets, Not Knitted	248.981	623.955	8.004.921	16.584.696
842	Women's Coats/jacket, Not Knitted	275.250	746.923	9.752.055	22.676.467
843	Men's Coats/jackets, Knitted	135.985	863.204	3.603.028	9.242.576
844	Women's Coats/jackets, Knitted	372.274	1.891.014	6.045.747	13.045.178
845	Articles Of Apparel	743.521	3.917.662	15.854.550	42.188.336
846	Clothing Accessories Of Textiles Fabrics	422.464	1.378.448	5.633.297	15.447.821
848	Articles Of Apparel And Clothing Accessories Of Other Than Texti	1.749.641	7.798.381	10.560.953	36.548.470
851	Footweares	5.591.999	33.198.365	52.801.000	241.506.737
871	Optical Instrument And Apparatus	157.886	836.215	83.231.564	97.020.717
872	Medical Instruments And Appliances	3.034.485	9.265.777	51.133.940	157.795.963
873	Meters And Counters	564.579	2.061.301	16.753.602	54.278.231
874	Measuring, Checking, Analysing, And Controlling Instrument And	3.537.837	13.175.065	176.167.476	472.739.632
881	Photographic Apparatus And Equipments	327.812	1.678.401	2.906.973	11.097.052



Lanjutan Tabel 2.4

SITC	Uraian golongan barang	Berat Bersih (kg)		Nilai CIF (US\$)	
		Maret 2024	Jan-Mar 2024	Maret 2024	Jan-Mar 2024
(1)	(2)	(3)	(4)	(5)	(6)
882	Photographic And Cinematographic Supplies	1.054.689	2.702.956	5.682.026	15.291.853
883	Cinematograph Film, Exposed And Developed	1	5	1	59
884	Optical Goods	766.402	2.749.525	15.994.836	49.240.817
885	Watches And Clocks	734.825	3.411.425	27.135.608	86.745.385
891	Arms And Ammunitions	22.163	1.357.404	11.189.460	80.895.024
892	Printed Matter	4.215.077	11.977.925	26.190.276	73.279.897
893	Article Of Plastics	30.215.399	128.537.290	90.029.032	365.694.318
894	Baby Carriages, Toys, Games, And Sporting Goods	7.135.380	33.191.783	33.422.112	128.618.575
895	Office And Stationery Supplies	2.833.273	11.684.014	13.362.151	49.629.268
896	Works Of Art, Collectors Pieces And Antiques	39.219	208.900	193.629	1.534.951
897	Jewellery, Goldsmith, Silversmith Wares, And Other Articles	251.042	1.371.855	6.512.472	19.132.291
898	Musical Instrument And Parts/accessories	786.121	3.301.491	54.865.471	194.536.066
899	Other Miscellaneous Manufactured Articles	7.360.987	33.193.432	38.915.351	143.298.179
961	Coin Not Being Legal Tender	2.142	4.081	15.045	30.839
971	Gold, Non-monetary	10.769	28.337	156.523.236	517.773.093
<b>Total Impor</b>		<b>18.056.631.013</b>	<b>52.616.658.558</b>	<b>17.961.075.982</b>	<b>54.895.823.748</b>

Tabel 2.5 Impor Menurut Komoditi (HS), Januari–Maret 2024

H S	Uraian Komoditi	Berat Bersih (kg)		Nilai CIF (US\$)	
		Maret 2024	Jan–Mar 2024	Maret 2024	Jan–Mar 2024
(1)	(2)	(3)	(4)	(5)	(6)
01012900	Live horses, other than pure-bred breeding animals	9.400	13.900	145.233	159.488
01013090	Live asses, other than pure-bred breeding animals	–	1.688	–	60.740
01022100	Live cattle, pure-bred breeding animals	–	261.600	–	1.328.692
01022919	Live male cattle other than oxen	19.731.550	24.288.830	56.282.061	67.136.192
01022990	Live cattle, other than pure-bred breeding animals, other than male cattle	2.986.067	4.729.400	8.200.976	12.269.785
01041010	Live sheep, pure-bred breeding animals	16.140	27.426	273.858	458.008
01042010	Live goats, pure-bred breeding animals	4.199	4.199	32.737	32.737
01051110	Breeding fowls of the species gallus domesticus, weighing not more than 185 g	686	686	739.967	739.967
01061100	Live primates	–	40	–	600
01061300	Live camels and other camelids (camelidae)	–	3.600	–	28.645
01061900	Live mammals, other than in subheading 010611 to 010614	1.477	5.841	70.557	265.211
01062000	Live reptiles (including snakes and turtles)	2.084	3.612	40.189	103.054
01063200	Live psittaciformes (including parrots, parakeets, macaws and cockatoos)	–	130	–	1.520
01063300	Live ostriches, emus (dromaius novaehollandiae)	297	297	2.201	2.201
01063900	Live birds, other than birds of prey, psittaciformes, ostriches, emus (dromaius novaehollandiae)	530	2.180	12.300	109.549
01069000	Live animals, other than in subheading 010611 to 010649	15	15	1.200	1.200
02012000	Other cuts with bone in meat of bovine animals, fresh or chilled	15.593	20.727	265.179	356.246
02013000	Boneless meat of bovine animals, fresh or chilled	301.230	346.388	3.564.565	4.261.545
02022000	Other cuts with bone in meat of bovine animals, frozen	1.993.807	2.575.185	3.187.867	4.350.854
02023000	Boneless meat of bovine animals, frozen	4.355.379	9.002.968	14.443.058	32.460.260
02031900	Meat of swine other than carcasses, half carcasses, hams, shoulders and cuts thereof, with bone in, fresh or chilled	4	15.422	24	81.021
02032200	Hams, shoulders and cuts thereof, with bone in meat of swine, frozen	1.500	1.500	9.440	9.440
02032900	Meat of swine other than carcasses, half carcasses, hams, shoulders and cuts thereof, with bone in, frozen	713.372	1.149.081	2.833.129	4.620.969
02042200	Other cuts with bone in meat of sheep, fresh or chilled	735	2.326	13.002	41.098
02042300	Boneless meat of sheep, fresh or chilled	494	1.178	11.667	21.467
02043000	Carcasses and half-carcasses of lamb, frozen	8.436	9.852	50.972	63.067
02044100	Carcasses and half-carcasses meat of sheep, frozen	61.760	287.006	245.887	1.045.198
02044200	Other cuts with bone in meat of sheep, frozen	106.436	336.381	539.215	1.724.856
02044300	Boneless meat of sheep, frozen	88.996	129.431	444.799	665.386
02061000	Edible offal of bovine animals, fresh or chilled	947	967	28.552	28.644
02062100	Tongues of bovine animals, frozen	1.372.674	2.172.623	2.764.942	4.406.458
02062200	Livers of bovine animals, frozen	508.064	688.068	562.583	802.753
02062900	Edible offal of bovine animals other than tongues and livers, frozen	2.323.931	3.357.079	4.277.918	6.321.709
02071100	Meat and edible offal of fowls of the species gallus domesticus, not cut in pieces, fresh or chilled	–	4	–	20
02101100	Hams, shoulders and cuts thereof, with bone in meat of swine, salted, in brine, dried or smoked	–	7	–	80
02101200	Bellies (streaky) and cuts thereof meat of swine, salted, in brine, dried or smoked	–	109	–	1.220
02101930	Bacon, boneless hams meat of swine, salted, in brine, dried or smoked	13	122	66	1.894
02101990	Meat of swine, other than hams, shoulders and cuts thereof, with bone in, bellies (streaky) and cuts thereof, bacon, boneless hams, salted, in brine, dried or smoked	–	8.972	–	123.307
02102000	Meat of bovine animals, salted, in brine, dried or smoked	–	11	–	318
02109990	Meat and edible meat offal, other than hs code 02101100 to 02109920 including edible flours and meals of meat or meat offal, salted, in brine, dried or smoked	–	44.603	–	274.950
03011191	Live koi carp (cyprinus carpio) other than fry	3.981	8.778	39.666	86.926
03011192	Live goldfish (carassius auratus) other than fry	151	173	873	1.645
03011193	Live siamese fighting fish (beta splendens) other than fry	13	155	85	877
03011199	Live freshwater ornamental fish, other than HS code 03011191 to 03011195, other than fry	3.337	5.808	28.026	42.834
03011990	Live ornamental fish other than freshwater fish, other than fry	707	707	48.717	48.717
03019200	Live eels (anguilla spp)	180	480	580	1.540
03019924	Live fish fry, other than HS code 03019100 to 03019923, breeding	75	110	6.210	20.010

Lanjutan Tabel 2.5

H S	Uraian Komoditi	Berat Bersih (kg)		Nilai CIF (US\$)	
		Maret 2024	Jan-Mar 2024	Maret 2024	Jan-Mar 2024
(1)	(2)	(3)	(4)	(5)	(6)
03019990	Live fish, other than freshwater and marine fish	554	1.058	10.198	20.585
03021100	Trout (salmo trutta, oncorhynchus mykiss, oncorhynchus clarki, oncorhynchus aguabonita, oncorhynchus gilae, oncorhynchus apache and oncorhynchus chrysogaster), fresh or chilled	279.582	728.404	2.763.083	7.163.782
03021300	Pacific salmon (oncorhynchus nerka, oncorhynchus gorbuscha, oncorhynchus keta, oncorhynchus tshawytscha, oncorhynchus kisutch, oncorhynchus masou and oncorhynchus rhodurus), fresh or chilled	205	220	3.382	3.688
03021400	Atlantic salmon (salmo salar) and danube salmon (hucho hucho), fresh or chilled	191.286	474.646	2.447.764	5.897.478
03021900	Salmonidae other than trout, pacific salmon, atlantic salmon and danube salmon, fresh or chilled	1	1	114	114
03022100	Halibut (reinhardtius hippoglossoides, hippoglossus hippoglossus, hippoglossus stenolepis), fresh or chilled	66	174	972	2.421
03022300	Sole (solea spp), fresh or chilled	–	5	–	128
03022900	Flat fish (pleuronectidae, bothidae, cynoglossidae, soleidae, scophthalmidae and citharidae) other than halibut, plaice, sole, turbot, fresh or chilled	157	481	2.172	8.602
03023300	Skipjack tuna (stripe-bellied bonito) (katsuwonus pelamis), fresh or chilled	38	98	271	791
03023500	Atlantic and pacific bluefin tunas (thunnus thynnus, thunnus orientalis), fresh or chilled	886	2.866	58.380	165.467
03024300	Sardines (sardina pilchardus, sardinops spp), sardinella (sardinella spp), brisling or sprats (sprattus sprattus), fresh or chilled	20	57	218	599
03024400	Mackerel (scomber scombrus, scomber australasicus, scomber japonicus), fresh or chilled	201	494	2.184	7.743
03024500	Jack and horse mackerel (trachurus spp), fresh or chilled	177	442	4.377	12.259
03025100	Cod (gadus morhua, gadus ogac, gadus macrocephalus), fresh or chilled	–	99	–	2.335
03027400	Eels (anguilla spp), fresh or chilled	74	171	2.434	5.858
03028400	Seabass (dicentrarchus spp), fresh or chilled	10	15	1.185	1.613
03028500	Seabream (sparidae), fresh or chilled	290	808	3.562	13.838
03028911	Grouper, fresh or chilled	4	13	30	117
03028916	Torpedo scads (megalaspis cordyla), spotted sicklefish (drepane punctata) and great barracudas (sphyraena barracuda), fresh or chilled	8	27	202	830
03028917	Black pomfrets (parastromatus niger), fresh or chilled	1	1	9	9
03028918	Mangrove red snappers (lutjanus argentimaculatus), fresh or chilled	65	198	859	3.230
03028919	Fresh or chilled marine fish, other than HS code 03028911 to 03028918	1.959	5.478	34.284	107.505
03028923	Silver grunts (pomadasys argenteus), fresh or chilled	5	14	95	269
03028927	Hilsa shad (tenuulosa ilisha), fresh or chilled	18	65	166	1.043
03028929	Fresh or chilled fish other than marine fish, other than hs code 03028922 to 03028929	1.000	2.309	22.817	65.308
03029100	Livers, roes and milt, fresh or chilled	50	461	6.435	23.575
03031100	Sockeye salmon (red salmon) (oncorhynchus nerka), frozen	3.266	3.266	30.891	30.891
03031200	Pacific salmon (oncorhynchus gorbuscha, oncorhynchus keta, oncorhynchus tshawytscha, oncorhynchus kisutch, oncorhynchus masou and oncorhynchus rhodurus), frozen	145.300	1.059.807	790.444	3.346.512
03031300	Atlantic salmon (salmo salar) and danube salmon (hucho hucho), frozen	–	22.793	–	137.214
03031400	Trout (salmo trutta, oncorhynchus mykiss, oncorhynchus clarki, oncorhynchus aguabonita, oncorhynchus gilae, oncorhynchus apache and oncorhynchus chrysogaster), frozen	–	19.311	–	127.452
03032600	Eels (anguilla spp), frozen	–	8.002	–	44.066
03033100	Halibut (reinhardtius hippoglossoides, hippoglossus hippoglossus, hippoglossus stenolepis), frozen	980	980	18.585	18.585
03033900	Flat fish (pleuronectidae, bothidae, cynoglossidae, soleidae, scophthalmidae and citharidae) other than halibut, plaice, sole, turbot, frozen	347.244	666.204	634.400	1.231.756
03034100	Albacore or longfinned tunas (thunnus alalunga), frozen	–	74.062	–	212.445
03034200	Yellowfin tunas (thunnus albacares), frozen	43.614	392.861	77.285	1.073.056
03034300	Skipjack tuna (stripe-bellied bonito) (katsuwonus pelamis), frozen	298.197	1.021.245	517.795	1.784.233

Tabel-tabel

Lanjutan Tabel 2.5

H S	Uraian Komoditi	Berat Bersih (kg)		Nilai CIF (US\$)	
		Maret 2024	Jan–Mar 2024	Maret 2024	Jan–Mar 2024
(1)	(2)	(3)	(4)	(5)	(6)
03034400	Bigeye tunas (thunnus obesus), frozen	14.605	118.971	21.719	220.187
03034510	Atlantic bluefin tunas (thunnus thynnus, thunnus orientalis), frozen	30	30	1.293	1.293
03034590	Pacific bluefin tunas (thunnus thynnus, thunnus orientalis), frozen	–	92	–	5.791
03034910	Longtail tuna (thunnus tonggol), frozen	49.680	49.680	78.741	78.741
03035300	Sardines (sardina pilchardus, sardinops spp), sardinella (sardinella spp), brisling or sprats (sprattus sprattus), frozen	49.000	98.002	49.393	98.842
03035410	Mackerel (scomber scombrus, scomber australasicus), frozen	781.800	2.385.460	1.206.312	3.639.081
03035420	Pacific mackerel (scomber japonicus), frozen	6.334.509	9.401.982	6.417.712	9.653.435
03035500	Jack and horse mackerel (trachurus spp), frozen	–	47.085	–	36.021
03035700	Swordfish (xiphias gladius), frozen	21.202	21.202	211.111	211.111
03035910	Indian mackerels (rastrelliger kanagurta), island mackerels (rastrelliger faughni), frozen	100.000	276.000	123.750	314.278
03035990	Anchovies, brisling or sprats, scomberomorus spp, caranx spp, pacific saury, decapterus spp, capelin, euthynnusaffinis, sarda spp, marlins, sailfishes, istiophoridae, frozen	13.496	252.093	68.983	519.740
03036300	Cod (gadus morhua, gadus ogac, gadus macrocephalus), frozen	514.419	1.540.559	2.113.683	5.937.333
03036400	Haddock (melanogrammus aeglefinus), frozen	–	54.998	–	115.496
03036700	Alaska pollock (theragra chalcogramma), frozen	26.400	47.835	31.680	60.064
03036800	Blue whittings (micromesistius poutassou, micromesistius australis), frozen	–	375.000	–	675.075
03038100	Dogfish and other sharks, frozen	19.500	19.500	13.677	13.677
03038200	Rays and skates (rajidae), frozen	35	72	256	557
03038918	Mangrove red snappers (lutjanus argentimaculatus), frozen	22.788	36.443	55.737	90.214
03038919	Frozen marine fish, other than HS code 03038911 to 03038918	59.223	88.874	151.500	238.176
03038929	Frozen fish, other than marine fish, other than hs code 03038922 to 03038928	25.004	65.576	27.692	78.106
03039100	Livers, roes and milt, frozen	1.004	13.815	21.094	224.034
03039200	Shark fins, frozen	1.200	16.422	4.810	207.032
03039900	Heads, tails, maws and other edible fish offal other than shark fins, livers, roes and milt, frozen	18	24	1.172	1.333
03043900	Fresh/chilled fillets of carp (cyprinus, carassius, ctieno, idellus, hypophthalmichthys, cirrhinus, myloph. piceus, catla, labeo, osteo. hasselti, lepto. hoeveni, megalobrama), eels (anguilla), channa	–	10	–	135
03044100	Fresh/chilled fillets of pacific salmon (oncorhynchus nerka, oncor. gorbuscha, oncor. keta, oncor. tschawytscha, oncor. kisutch, oncor. masou and oncor. rhodurus), salmo salar and danube salmon	–	922	–	18.747
03044900	Fresh or chilled fillets of other fish, other than in subheading 030431 to 030448	333	888	3.680	14.276
03045900	Fresh or chilled other fish meat (whether or not minced) of other fish, other than in subheading 030451 to 030457	42	132	1.290	3.573
03048100	Frozen fillets of pacific salmon (oncorhynchus nerka, oncor. gorbuscha, oncor. keta, oncor. tschawytscha, oncor. kisutch, oncor. masou, oncor. rhodurus), atlantic salmon (salmo salar) and danube salmon	9.840	27.984	103.320	191.320
03048200	Frozen fillets of trout (salmo trutta, oncorhynchus mykiss, oncorhynchus clarki, oncorhynchus aguabonita, oncorhynchus gilae, oncorhynchus apache and oncorhynchus chrysogaster)	–	825	–	16.776
03048300	Frozen fillets of flat fish (pleuronectidae, bothidae, cynoglossidae, soleidae, scophthalmidae and citharidae)	580	611	2.681	3.832
03048700	Frozen fillets of tunas (of the genus thunnus), skipjack tuna (stripe-bellied bonito) (katsuwonus pelamis)	599	62.975	23.926	495.549
03048990	Frozen fillets of other fish, other than HS code 03048100 to 03048910	2.088	3.444	16.408	41.865
03049700	Frozen other fish meat (whether or not minced) of rays and skates (rajidae)	–	10	–	572
03049910	Frozen of surimi (minced fish meat)	425.000	1.350.000	812.200	2.469.260
03049990	Frozen other fish meat (whether or not minced) of other fish, other than HS code 03049100 to 03049910	76.449	101.686	83.124	115.147
03053992	Fish fillets of marine fish, dried, salted or in brine, but not smoked, not elsewhere classified in heading 0305	–	368	–	186
03053999	Fish fillets of fish other than freshwater and marine fish n.e.c in heading 0305, dried, salted or in brine, but not smoked	–	26	–	30

Lanjutan Tabel 2.5

H S	Uraian Komoditi	Berat Bersih (kg)		Nilai CIF (US\$)	
		Maret 2024	Jan–Mar 2024	Maret 2024	Jan–Mar 2024
(1)	(2)	(3)	(4)	(5)	(6)
03055300	Dried fish, w.o.n salted but not smoked fish of the fam. bregmacerotidae, euclichthyidae, gadidae, macrouridae, melanonidae, merlucciidae, moridae & muraenolepididae, oth than cod	17.700	17.726	3.240	3.313
03055400	Dried fish, w.o.n salted but not smoked of herrings, anchovies, sardines, sardinella, brisling or sprats, scomber scombrus, indian mackerels, seerfishes, jack & horse mackerel, jacks, caranx, cobia, silver pomfrets, pacific saury, scads, capelin, swordfish, kawakawa, bonitos, marlins, sailfishes, spearfish	5	9	134	299
03055990	Dried fish, other than edible fish offal, whether or not salted but not smoked of other fish other than marine fish	51	76	53	101
03057190	Shark fins, salted or in brine	–	4	–	201
03057990	Dried, salted or in brine, smoked of fish fin and other edible offal other than fish head, tail, and maws of other than cod	2	21	240	1.034
03061491	Swimming crabs (crabs of the family portunidae), frozen, other than smoked	213.577	624.793	1.279.341	3.119.086
03061492	King crabs (crabs of the family lithodidae), frozen, other than smoked	24.027	38.017	526.116	819.722
03061493	Snow crabs (crabs of the family origoniidae), frozen, other than smoked	225	133.344	7.585	1.738.214
03061499	Crab other than swimming crabs, king crabs, and snow crabs, frozen, other than smoked	180.789	629.840	1.091.087	3.304.077
03061600	Cold-water shrimps and prawns (pandalus spp, crangon crangon), frozen	24.569	25.927	60.632	88.877
03061711	Giant tiger prawns (penaeus monodon), frozen, headless	5.000	5.000	85.000	85.000
03061721	Whiteleg shrimps (litopenaeus vannamei), frozen, headless, with tail	–	1.728	–	18.724
03061729	Whiteleg shrimps (litopenaeus vannamei), frozen, other than headless, with or without tail	2	15.412	7	178.639
03061790	Shrimps and prawns other than giant tiger prawns, whiteleg shrimps, and giant river prawns, frozen	349.282	562.227	2.870.311	4.594.344
03061900	Crustaceans not elsewhere classified in subheading 030611 to 030617, whether in shell or not, frozen	66.000	88.000	106.905	142.641
03063120	Rock lobster and other sea crawfish (palinurus spp, panulirus spp, jасus spp), live, other than breeding	–	16	–	316
03063220	Lobsters (homarus spp), live, other than breeding	421	1.664	8.406	34.636
03063391	Crab other than blue crabs (callinectes spp) and snow crabs (crabs of the family origoniidae), live	405	1.732	8.815	55.910
03063530	Cold-water shrimps and prawns (pandalus spp, crangon crangon), fresh or chilled	95	223	2.889	9.162
03063611	Giant tiger prawns (penaeus monodon), live, breeding	–	30	–	6.000
03063612	Whiteleg shrimps (litopenaeus vannamei), live, breeding	2.150	8.091	388.177	949.781
03063639	Other shrimps and prawns other than giant tiger prawns, whiteleg shrimps, and giant river prawns, fresh or chilled	36	68	706	1.321
03069239	Lobsters (homarus spp), other than in airtight containers for retail sale, dried, salted or in brine	1	6	203	965
03069329	Crabs, in airtight containers for retail sale, dried, salted or in brine	1	12.838	55	122.820
03069339	Crabs other than in airtight containers for retail sale, dried, salted or in brine	69	104	2.322	3.648
03069939	Crustaceans not elsewhere classified in subheading 030691 to 030695, whether in shell or not, other than in airtight containers for retail sale, dried, salted or in brine, cooked by steaming or by boiling in water	–	1.200	–	28.240
03071110	Oysters, live	2.178	4.195	16.332	33.138
03071120	Oysters, fresh or chilled	473	1.673	7.825	29.057
03071200	Oysters, frozen	2.959	5.495	18.377	70.116
03072110	Scallops and other molluscs of the family pectinidae, live	130	162	4.022	4.656
03072120	Scallops and other molluscs of the family pectinidae, fresh or chilled	107	570	3.177	12.863
03072200	Scallops and other molluscs of the family pectinidae, frozen	155.874	319.110	440.994	759.226
03073110	Mussels (mytilus spp, perna spp), live	70	165	868	2.668
03073200	Mussels (mytilus spp, perna spp), frozen	–	16.123	–	49.514
03074221	Cuttle fish (sepia officinalis, rossia macrosoma, sepiola spp) and squid (ommastrephes spp, loligo spp, nototodaruss spp, sepioteuthis spp), fresh or chilled	56	124	1.181	3.638

Tabel-tabel

Lanjutan Tabel 2.5

H S	Uraian Komoditi	Berat Bersih (kg)		Nilai CIF (US\$)	
		Maret 2024	Jan–Mar 2024	Maret 2024	Jan–Mar 2024
(1)	(2)	(3)	(4)	(5)	(6)
03074229	Cuttle fish and squid other than sepia officinalis, rossia macrosoma, sepiola spp, ommastrephes spp, loligo spp, nototodarus spp, sepioteuthis spp, fresh or chilled	12	19	51	81
03074310	Cuttle fish (sepia officinalis, rossia macrosoma, sepiola spp) and squid (ommatrephes spp, loligo spp, nototodarus spp, sepioteuthis spp), frozen	48.103	103.445	241.074	444.142
03074390	Cuttle fish and squid other than sepia officinalis, rossia macrosoma, sepiola spp, ommastrephes spp, loligo spp, nototodarus spp, sepioteuthis spp, frozen	93.640	266.340	288.716	839.501
03074929	Cuttle fish and squid other than sepia officinalis, rossia macrosoma, sepiola spp, ommastrephes spp, loligo spp, nototodarus spp, sepioteuthis spp, dried, salted or in brine	–	3	–	1
03074939	Cuttle fish and squid other than sepia officinalis, rossia macrosoma, sepiola spp, ommastrephes spp, loligo spp, nototodarus spp, sepioteuthis spp, smoked	8	16	247	475
03075120	Octopus (octopus spp), fresh or chilled	57	138	1.834	4.638
03076020	Snails, other than sea snails, fresh, chilled or frozen	5	23.020	177	132.887
03076040	Snails, other than sea snails, dried, salted or in brine	–	15.768	–	94.180
03077110	Clams, cockles and ark shells (families arcidae, arctiidae, cardidae, donacidae, hiatellidae, mactridae, mesodesmatidae, myidae, semelidae, solecurtidae, solenidae, tridacnidae and veneridae), live	95	348	2.014	8.583
03077120	Clams, cockles and ark shells (families arcidae, arctiidae, cardidae, donacidae, hiatellidae, mactridae, mesodesmatidae, myidae, semelidae, solecurtidae, solenidae, tridacnidae and veneridae), fresh/chilled	347	877	6.695	18.129
03077200	Clams, cockles and ark shells (families arcidae, arctiidae, cardidae, donacidae, hiatellidae, mactridae, mesodesmatidae, myidae, semelidae, solecurtidae, solenidae, tridacnidae & veneridae), frozen	33.001	43.063	90.290	141.555
03078110	Abalone (haliotis spp), live	223	349	5.188	7.849
03078120	Abalone (haliotis spp), fresh or chilled	113	357	3.751	12.018
03079110	Molluscs, whether in shell or not, not elsewhere classified in subheadings 030711 to 030788, live	–	6	–	120
03079120	Molluscs, whether in shell or not, not elsewhere classified in subheadings 030711 to 030788, fresh or chilled	6	18	29	90
03079200	Molluscs, whether in shell or not, not elsewhere classified in subheadings 030711 to 030788, frozen	–	66.000	–	50.679
03082120	Sea urchins (strongylocentrotus spp, paracentrotus lividus, loxechinus albus, echinus esculentus), fresh or chilled	794	3.924	45.495	137.864
03082200	Sea urchins (strongylocentrotus spp, paracentrotus lividus, loxechinus albus, echinus esculentus), frozen	–	439	–	8.919
03082920	Sea urchins (strongylocentrotus spp, paracentrotus lividus, loxechinus albus, echinus esculentus), dried, salted or in brine	7	22	139	403
03091000	Flours, meals and pellets of fish, fit for human consumption	400	1.000	1.852	7.482
04011010	Milk and cream, not concentrated nor containing added sugar or other sweetening matter, of a fat content, by weight, not exceeding 1 %, in liquid form	–	211	–	1.450
04011090	Milk and cream, not concentrated nor containing added sugar or other sweetening matter, of a fat content, by weight, not exceeding 1 %, other than in liquid form	2	346	25	27.751
04012010	Milk and cream, not concentrated nor containing added sugar or other sweetening matter, of a fat content, by weight, exceeding 1 % but not exceeding 6%, in liquid form	33.712	44.264	58.902	110.201
04012090	Milk and cream, not concentrated nor containing added sugar or other sweetening matter, of a fat content, by weight, exceeding 1 % but not exceeding 6%, other than in liquid form	16	21	20	32
04014010	Milk in liquid form, not concentrated nor containing added sugar or other sweetening matter, of a fat content, by weight, exceeding 6 % but not exceeding 10%	31.738	63.476	62.129	123.705
04014020	Milk in frozen form, not concentrated nor containing added sugar or other sweetening matter, of a fat content, by weight, exceeding 6 % but not exceeding 10%	111	270	874	2.266

Lanjutan Tabel 2.5

H S	Uraian Komoditi	Berat Bersih (kg)		Nilai CIF (US\$)	
		Maret 2024	Jan–Mar 2024	Maret 2024	Jan–Mar 2024
(1)	(2)	(3)	(4)	(5)	(6)
04015010	Milk and cream, not concentrated nor containing added sugar or other sweetening matter, of a fat content, by weight, exceeding 10 %, in liquid form	415.733	1.015.328	1.415.271	3.319.298
04015090	Milk and cream, not concentrated nor containing added sugar or other sweetening matter, of a fat content, by weight, exceeding 10 %, other than in liquid form	91.324	165.352	396.749	741.112
04021041	Milk & cream, in powder, granules/other solid forms, of a fat content, by weight, not exceeding 15 %, not containing added sugar/other sweetening matter, in containers of a net weight of 20 kg or more	17.029.549	48.530.099	49.050.406	134.358.951
04021042	Milk & cream, in powder, granules/other solid forms, of a fat content, by weight, not exceeding 15 %, not containing added sugar/other sweetening matter, in containers of a net weight of 2 kg or less	3	3	99	99
04021049	Milk & cream, in powder, granules/other solid forms, of a fat content, by weight, not exceeding 15 %, not containing added sugar/other sweetening matter, in containers of a 2 kg < net weight < 20 kg	1	86.413	14	248.478
04021091	Milk & cream, in powder, granules/other solid forms, of a fat content, by weight, not exceeding 15 %, containing added sugar or other sweetening matter, in containers of a net weight of 20 kg or more	1.724.975	3.707.802	4.626.256	9.875.527
04021092	Milk & cream, in powder, granules/other solid forms, of a fat content, by weight, not exceeding 15 %, containing added sugar or other sweetening matter, in containers of a net weight of 2 kg or less	52	96	20	575
04021099	Milk & cream, in powder, granules/other solid forms, of a fat content, by weight, not exceeding 15 %, containing added sugar or other sweetening matter, in containers of a 2 kg < net weight < 20 kg	105	11.975	1.974	367.305
04022120	Milk & cream, in powder, granules/other solid forms, of a fat content, by weight, exceeding 15 %, not containing added sugar or other sweetening matter, in containers of a net weight of 20 kg or more	5.960.625	19.051.933	19.003.993	59.568.352
04022190	Milk & cream, in powder, granules/other solid forms, of a fat content, by weight, exceeding 15 %, not containing added sugar or other sweetening matter, in containers of a 2 kg < net weight < 20 kg	25.696	154.146	82.136	495.650
04022930	Milk and cream, in powder, granules or other solid forms, of a fat content, by weight, exceeding 15 %, containing added sugar or other sweetening matter, in containers of a net weight of 2 kg or less	24	32	187	270
04022990	Milk and cream, in powder, granules or other solid forms, of a fat content, by weight, exceeding 15 %, containing added sugar or other sweetening matter, in containers of a 2 kg < net weight < 20 kg	100	199	1.321	2.564
04029100	Milk and cream, concentrated or containing added sugar or other sweetening matter, other than in subheading 040210 to 040221, not containing added sugar or other sweetening matter	152.016	305.016	389.302	775.222
04029900	Milk and cream, concentrated or containing added sugar or other sweetening matter, other than in subheading 040210 to 040221, containing added sugar or other sweetening matter	1.804.699	5.762.937	2.318.686	7.670.381
04032011	Yogurt, in liquid form, whether or not condensed, flavoured or containing added fruits (including pulp and jams), nuts or cocoa	1	53	8	1.141
04032019	Yogurt, in liquid form, whether or not condensed, not flavoured or containing added fruits (including pulp and jams), nuts or cocoa	—	42	—	56
04032091	Yogurt, not in liquid form, whether or not condensed, flavoured or containing added fruits (including pulp and jams), nuts or cocoa	8	8	42	42
04032099	Yogurt, not in liquid form, whether or not condensed, not flavoured or containing added fruits (including pulp and jams), nuts or cocoa	4.840	8.820	49.841	79.533
04039010	Buttermilk	399.383	1.056.558	1.002.433	2.709.693

Tabel-tabel

Lanjutan Tabel 2.5

H S	Uraian Komoditi	Berat Bersih (kg)		Nilai CIF (US\$)	
		Maret 2024	Jan-Mar 2024	Maret 2024	Jan-Mar 2024
(1)	(2)	(3)	(4)	(5)	(6)
04039090	Curdled milk and cream, kephir and other fermented or acidified milk and cream, whether or not concentrated/containing added sugar/oth sweetening matter/flavoured/containing added fruit, nuts or cocoa	135.177	198.946	206.033	345.351
04041011	Whey, fit for human consumption, whether or not concentrated or containing added sugar or other sweetening matter, in powder form	11.437.113	27.360.402	15.228.682	36.563.705
04041019	Modified whey, whether or not concentrated or containing added sugar or other sweetening matter, in powder form	9	12	199	330
04041099	Modified whey, whether or not concentrated or containing added sugar or other sweetening matter, not in powder form	25	111	428	2.143
04049000	Products consisting of natural milk constituents, whether or not containing added sugar or other sweetening matter, not elsewhere specified or included	917.586	1.354.003	832.068	1.331.201
04051000	Butter	966.533	3.951.107	5.778.008	22.932.124
04052000	Dairy spreads	—	36	—	25
04059010	Anhydrous butterfat	593.208	1.701.803	3.412.764	9.359.052
04059020	Butteroil	14.400	46.400	139.317	412.934
04059090	Fats and oils derived from milk, other than anhydrous butterfat, butteroil, dan ghee	333.147	846.775	2.205.896	5.766.409
04061010	Fresh (unripened or uncured) cheese, including whey cheese	655.279	1.674.288	3.004.696	7.545.398
04061020	Curd	15	24	115	120
04062010	Grated or powdered cheese, of all kinds, in packages of a gross weight exceeding 20 kg	30.081	104.977	207.011	774.989
04062090	Grated or powdered cheese, of all kinds, other than in packages of a gross weight exceeding 20 kg	314.950	906.827	1.653.490	4.703.526
04063000	Processed cheese, not grated or powdered	243.769	546.271	1.627.486	3.290.819
04064000	Blue-veined cheese and other cheese containing veins produced by penicillium roqueforti	1.818	3.098	25.179	37.639
04069000	Other cheese, not elsewhere classified in subheadings 040610 to 040640	813.192	2.247.102	5.468.182	11.963.739
04071190	Fertilised eggs for incubation of fowls of the species gallus domesticus, not for breeding	1.250	1.485	40.164	56.202
04081100	Egg yolks, dried	75.002	170.495	502.501	1.151.702
04089100	Birds' eggs, not in shell, other than egg yolks, dried	50.007	234.904	299.550	1.445.184
04090000	Natural honey	263.505	828.672	661.020	2.135.632
04101000	Insects, edible	2	2	53	53
04109010	Birds' nests	—	1	—	192
04109090	Edible products of animal origin, not elsewhere specified or included, other than birds' nests and turtles' eggs	60	62	3	39
05010000	Human hair, unworked, whether or not washed or scoured, waste of human hair	10	17	358	527
05021000	Pigs', hogs' or boars' bristles and hair and waste thereof	—	9.000	—	56.479
05029000	Badger hair and other brush making hair, waste of such bristles or hair	46.000	168.630	439.000	1.589.724
05040000	Guts, bladders and stomachs of animals (other than fish), whole and pieces thereof, fresh, chilled, frozen, salted, in brine, dried or smoked	51	55	3.333	3.415
05051010	Duck feathers of a kind used for stuffing, down	56.883	143.683	1.848.028	5.690.256
05051090	Feathers of a kind used for stuffing, down, other than duck feathers	8.728	30.354	265.644	1.295.544
05059010	Duck feathers, other than of a kind used for stuffing, down	—	9.360	—	433.822
05059090	Skins and other parts of birds, powder and waste feathers and parts of feathers or parts of feathers, feathers and parts of feathers not elsewhere classified in 0505	3.701.956	9.924.525	2.840.437	8.284.807
	skins&other parts of birds, with their feathers and parts of feathers (w.o.n with trimmed edges), powder and waste of feathers/parts of feathers, other than of a kind used for stuffing, down, other than duck feathers				
05069000	Bones and horn-cores, unworked, defatted, simply prepared (but not cut to shape), treated with acid or degelatinised, powder and waste of these products, other than ossein and bones treated with acid	—	11	—	304
05071000	Ivory, ivory powder and waste	2	2	113	113



Lanjutan Tabel 2.5

H S	Uraian Komoditi	Berat Bersih (kg)		Nilai CIF (US\$)	
		Maret 2024	Jan–Mar 2024	Maret 2024	Jan–Mar 2024
(1)	(2)	(3)	(4)	(5)	(6)
05079090	Whalebone and whalebone hair, horns, antlers, hooves, nails, claws and beaks, unworked or simply prepared but not cut to shape, powder and waste of these products	4	14	427	578
05080020	Shells of molluscs, crustaceans or echinoderms	49.393	204.320	53.621	108.637
05100000	Ambergris, castoreum, civet & musk, cantharides, bile, w.o.n dried, glands & oth animal products used in the preparation of pharmaceutical products, fresh, chilled, frozen/otherwise provisionally preserved	2	8	456	3.391
05111000	Bovine semen	–	45	–	40.257
05119120	Artemia egg (brine shrimp egg)	6.060	24.412	318.756	1.018.308
05119130	Fish skin	10.600	42.600	9.010	37.170
05119190	Products of fish or crustaceans, molluscs or other aquatic invertebrates, dead animals of chapter 3, other than roes and milt, artemia egg, fish skin	555	555	13.107	13.107
05119930	Natural sponges	–	15	–	193
05119990	Animal products not elsewhere specified or included, dead animals of chapter 1 or 3, unfit for human consumption, other than hs code 05111000 to 05119930	439.086	1.485.756	433.404	1.618.236
06011000	Bulbs, tubers, tuberous roots, corms, crowns and rhizomes, dormant	18.050	68.658	23.521	191.090
06012010	Chicory plants	19	24	364	505
06012090	Bulbs, tubers, tuberous roots, corms, crowns and rhizomes, in growth or in flower	116	117	1.495	1.540
06021090	Unrooted cuttings and slips of other live plants (including their roots), other than orchids and rubber trees	119.339	124.338	121.922	129.854
06022000	Trees, shrubs and bushes, grafted or not, of kinds which bear edible fruit or nuts	–	12.430	–	36.583
06029020	Orchid seedlings	52.793	104.751	443.876	1.065.186
06029050	Seedlings of the genus hevea	1.120	8.731	10.675	55.860
06029060	Budwood of the genus hevea	1	1	5	5
06029090	Other live plants (including their roots), root cuttings and slips, mushroom spawn	26.849	174.563	38.951	133.309
06031100	Cut flowers and flower buds of a kind suitable for bouquets or for ornamental purposes of roses, fresh	1.889	5.577	28.235	54.789
06031200	Cut flowers and flower buds of a kind suitable for bouquets or for ornamental purposes of carnations, fresh	181	932	500	4.857
06031300	Cut flowers and flower buds of a kind suitable for bouquets or for ornamental purposes of orchids, fresh	338	1.633	6.550	48.816
06031400	Cut flowers and flower buds of a kind suitable for bouquets or for ornamental purposes of chrysanthemums, fresh	750	18.567	8.041	61.070
06031500	Cut flowers and flower buds of a kind suitable for bouquets or for ornamental purposes of lilies (lilium spp), fresh	183	598	552	4.303
06031900	Cut flowers and flower buds of a kind suitable for bouquets or for ornamental purposes, other than roses, carnations, orchids, chrysanthemums, lilies (lilium spp), fresh	31.218	115.929	295.050	1.079.478
06039000	Cut flowers and flower buds of a kind suitable for bouquets or for ornamental purposes, dried, dyed, bleached, impregnated or otherwise prepared	1.389	3.778	14.507	42.009
06042010	Mosses and lichens, fresh	–	7.000	–	50.298
06042090	Foliage, branches and other parts of plants, without flowers or flower buds, and grasses, being goods of a kind suitable for bouquets or for ornamental purposes, fresh	178	38.182	3.229	120.587
06049010	Mosses and lichens, dried, dyed, bleached, impregnated or otherwise prepared	120	7.692	4.331	59.529
06049090	Foliage, branches & oth parts of plants, without flowers/flower buds, and grasses, being goods of a kind suitable for bouquets/for ornamental purposes, dried, dyed, bleached, impregnated/otherwise prepared	6.932	14.094	49.979	103.197
07011000	Potatoes seed, fresh or chilled	882.003	1.807.003	804.393	1.648.412
07019010	Chipping potatoes, fresh or chilled	905.000	4.593.219	412.189	2.541.266
07019090	Potatoes, other than seed and chipping potatoes, fresh or chilled	6	6	4	4
07031019	Onions, other than bulbs for propagation, fresh or chilled	–	8.288.668	–	6.310.921
07032090	Garlic, other than bulbs for propagation, fresh or chilled	58.406.001	65.047.001	73.548.403	81.602.389

Tabel-tabel

Lanjutan Tabel 2.5

H S	Uraian Komoditi	Berat Bersih (kg)		Nilai CIF (US\$)	
		Maret 2024	Jan–Mar 2024	Maret 2024	Jan–Mar 2024
(1)	(2)	(3)	(4)	(5)	(6)
07039090	Leeks and other alliaceous vegetables, other than bulbs for propagation, fresh or chilled	4	6.358	52	10.095
07041010	Cauliflowers, fresh or chilled	22.509	106.860	25.553	137.914
07041020	Headed broccoli, fresh or chilled	194.554	650.794	248.167	890.467
07041090	Other broccoli, fresh or chilled	175.364	397.499	400.499	898.520
07042000	Brussels sprouts, fresh or chilled	754	2.958	2.641	10.311
07049010	Round (drumhead) cabbages, fresh or chilled	70.140	4.133.581	104.272	1.589.433
07049020	Chinese mustard, fresh or chilled	–	3.665	–	5.023
07049030	Other cabbages, fresh or chilled	8.257	126.213	8.746	49.018
07049090	Kohlrabi, kale and similar edible brassicas, fresh or chilled	169.945	1.431.547	339.184	2.458.905
07051900	Lettuce ( <i>lactuca sativa</i> ), other than cabbage lettuce, fresh or chilled	4.284	7.659	20.143	35.458
07061010	Carrots, fresh or chilled	–	1	–	3
07061020	Turnips, fresh or chilled	13	35	60	160
07069000	Salad beetroot, salsify, celeriac, radishes and similar edible roots, fresh or chilled	200	222	800	885
07081000	Peas ( <i>pisum sativum</i> ), shelled or unshelled, fresh or chilled	13.006	428.896	14.198	203.284
07089000	Leguminous vegetables other than peas and beans, shelled or unshelled, fresh or chilled	487	487	542	542
07094000	Celery other than celeriac, fresh or chilled	119.517	257.887	195.276	438.453
07095100	Mushrooms of the genus <i>agaricus</i> , fresh or chilled	35.321	151.230	59.764	276.037
07095200	Mushrooms of the genus <i>boletus</i> , fresh or chilled	45.162	233.917	153.207	811.698
07095300	Mushrooms of the genus <i>cantharellus</i> , fresh or chilled	100.060	529.280	349.604	1.850.874
07095400	Shiitake ( <i>lentinus edodes</i> ), fresh or chilled	59.951	162.182	83.276	266.404
07095600	Truffles ( <i>tuber</i> spp), fresh or chilled	9	22	3.261	7.715
07095920	Truffles, other than <i>tuber</i> spp, fresh or chilled	306	45.109	38.250	93.109
07095990	Mushrooms and truffles, other than HS code 07095100 to 07095920, fresh or chilled	842.432	2.715.835	1.580.346	4.732.921
07099300	Pumpkins, squash and gourds ( <i>cucurbita</i> spp), fresh or chilled	–	449	–	1.768
07099990	Vegetables, other than HS code 07092000 to 07099920, fresh or chilled	25.328	76.810	68.946	192.971
07102100	Peas ( <i>pisum sativum</i> ), shelled or unshelled, uncooked or cooked by steaming or boiling in water, frozen	144.750	244.290	211.872	350.958
07102200	Beans ( <i>vigna</i> spp, <i>phaseolus</i> spp), shelled or unshelled, uncooked or cooked by steaming or boiling in water, frozen	24.000	53.061	25.060	66.240
07102900	Leguminous vegetables other than peas and bean, shelled or unshelled, uncooked or cooked by steaming or boiling in water, frozen	11.000	11.000	24.782	24.782
07103000	Spinach, new zealand spinach and orache spinach (garden spinach), uncooked or cooked by steaming or boiling in water, frozen	5.000	21.959	4.850	39.288
07104000	Sweet corn, uncooked or cooked by steaming or boiling in water, frozen	102.939	539.567	113.963	583.591
07108000	Vegetables, other than in subheading 071021 to 071040, uncooked or cooked by steaming or boiling in water, frozen	54.121	384.340	55.881	436.654
07109000	Mixtures of vegetables, uncooked or cooked by steaming or boiling in water, frozen	265.000	1.044.203	380.903	1.178.414
07119090	Vegetables, other than HS code 07112011 to 07119050, mixtures of vegetables, preserved other than by sulphur dioxide gas	379	4.204	670	6.441
07122000	Onions, dried, whole, cut, sliced, broken or in powder, but not further prepared	823.034	4.368.024	1.232.273	6.801.107
07123100	Mushrooms of the genus <i>agaricus</i> , dried, whole, cut, sliced, broken or in powder, but not further prepared	5	5	61	61
07123200	Wood ears ( <i>auricularia</i> spp), dried, whole, cut, sliced, broken or in powder, but not further prepared	37.724	124.897	141.772	384.910
07123300	Jelly fungi ( <i>tremella</i> spp), dried, whole, cut, sliced, broken or in powder, but not further prepared	19.437	40.096	131.317	267.200
07123400	Shiitake ( <i>lentinus edodes</i> ), dried, whole, cut, sliced, broken or in powder, but not further prepared	33.010	97.868	239.354	694.287
07123910	Truffles, dried, whole, cut, sliced, broken or in powder, but not further prepared	1	15.666	36	68.275
07123990	Mushrooms other than of the genus <i>agaricus</i> , dried, whole, cut, sliced, broken or in powder, but not further prepared	6.841	24.425	13.687	60.867
07129010	Garlic, dried, whole, cut, sliced, broken or in powder, but not further prepared	298.070	2.175.752	601.449	4.183.316

Lanjutan Tabel 2.5

H S	Uraian Komoditi	Berat Bersih (kg)		Nilai CIF (US\$)	
		Maret 2024	Jan–Mar 2024	Maret 2024	Jan–Mar 2024
(1)	(2)	(3)	(4)	(5)	(6)
07129020	Sweet corn, dried , whole, cut, sliced, broken or in powder, but not further prepared	57.638	117.638	14.943	30.198
07129090	Vegetables, other than HS code 07122000 to 07129020, mixtures of vegetables, dried , whole, cut, sliced, broken or in powder, but not further prepared	69.615	390.331	144.505	918.325
07131010	Peas (pisum sativum), dried, shelled, whether or not skinned or split, suitable for sowing	–	800	–	992
07131090	Peas (pisum sativum), dried, shelled, whether or not skinned or split, not suitable for sowing	21.500	3.660.941	26.338	1.585.965
07132010	Chickpeas (garbanzos), dried, shelled, whether or not skinned or split, suitable for sowing	6	3.953	3	6.303
07132090	Chickpeas (garbanzos), dried, shelled, whether or not skinned or split, not suitable for sowing	145.337	280.048	157.777	328.011
07133190	Beans of the species vigna mungo (l) hepper or vigna radiata (l) wilczek, dried, shelled, whether or not skinned or split, not suitable for sowing	6.340.601	19.897.034	6.215.148	19.689.857
07133290	Small red (adzuki) beans (phaseolus or vigna angularis), dried, shelled, whether or not skinned or split, not suitable for sowing	96.000	164.734	106.015	191.379
07133390	Kidney beans, including white pea beans (phaseolus vulgaris), dried, shelled, whether or not skinned or split, not suitable for sowing	192.000	385.416	176.814	350.820
07133590	Cow peas (vigna unguiculata), dried, shelled, whether or not skinned or split, not suitable for sowing	341.000	965.527	318.468	899.694
07133990	Beans (vigna spp, phaseolus spp), other than HS code 07133110 to 07133590, shelled, whether or not skinned or split, not suitable for sowing	3	111	74	195
07134010	Lentils, dried, shelled, whether or not skinned or split, suitable for sowing	5	5	10	10
07134090	Lentils, dried, shelled, whether or not skinned or split, not suitable for sowing	5.099	5.388	6.053	7.808
07135090	Broad beans (vicia faba var major) and horse beans (vicia faba var equina, vicia faba var minor), dried, shelled, whether or not skinned or split, not suitable for sowing	1.350.710	3.988.707	948.339	2.723.869
07139010	Dried leguminous vegetables other than in subheading 071310 to 071360, shelled, whether or not skinned or split, suitable for sowing	6.000	18.465	7.286	26.958
07139090	Dried leguminous vegetables other than in subheading 071310 to 071360, shelled, whether or not skinned or split, not suitable for sowing	4.000	14.405	6.050	27.078
07141011	Dried chips of manioc (cassava)	878.330	878.330	262.943	262.943
07141019	Manioc (cassava), sliced or in the form of pellets, other than dried chips	500.000	540.004	171.000	183.482
07141099	Manioc (cassava), other than sliced or in the form of pellets, fresh, chilled, or dried	–	1	–	7
07143010	Yams (dioscorea spp), whether or not sliced or in the form of pellets, frozen	1.550	2.592	2.680	4.524
07143090	Yams (dioscorea spp), whether or not sliced or in the form of pellets, fresh, chilled, or dried	1.700	7.754	1.935	9.557
07144090	Taro (colocasia spp), whether or not sliced or in the form of pellets, fresh, chilled, or dried	700	88.891	1.111	116.569
07149011	Sago pith, frozen	100	336	240	840
07149019	Sago pith, fresh, chilled, or dried	28.388	83.635	38.899	128.722
07149099	Arrowroot, salep, jerusalem artichokes, and similar roots and tubers with high starch or inulin content, whether or not sliced or in the form of pellets, fresh, chilled, or dried	4.424	85.831	6.647	51.378
08011100	Coconuts, desiccated, fresh or dried, whether or not shelled or peeled	216.532	586.210	282.225	795.992
08011910	Young coconut, fresh or dried, whether or not peeled	100.946	202.504	142.520	282.925
08011990	Coconuts, other than desiccated, in the inner shell (endocarp), and young coconut, fresh or dried, whether or not shelled or peeled	–	27.500	–	8.325
08012200	Brazil nuts, shelled, fresh or dried, whether or not peeled	2	1.200	12	9.034
08013100	Cashew nuts, in shell, fresh or dried, whether or not peeled	–	2	–	15
08013200	Cashew nuts, shelled, fresh or dried, whether or not peeled	1.151.946	2.233.072	1.547.031	3.317.077
08021100	Almonds, in shell, fresh or dried, whether or not peeled	102.063	223.173	308.258	720.628
08021210	Almonds, shelled, blanched, fresh or dried, whether or not peeled	51.893	123.334	286.677	654.867

Lanjutan Tabel 2.5

H S	Uraian Komoditi	Berat Bersih (kg)		Nilai CIF (US\$)	
		Maret 2024	Jan–Mar 2024	Maret 2024	Jan–Mar 2024
(1)	(2)	(3)	(4)	(5)	(6)
08021290	Almonds, shelled, unblanched, fresh or dried, whether or not peeled	472.008	971.283	1.775.782	3.703.740
08022200	Hazelnuts or filberts ( <i>corylus</i> spp), shelled, fresh or dried, whether or not peeled	1.600	2.600	1.600	10.300
08023100	Walnuts, in shell, fresh or dried, whether or not peeled	1.000	8.520	3.350	16.886
08023200	Walnuts, shelled, fresh or dried, whether or not peeled	28.755	49.765	110.958	171.275
08024100	Chestnuts ( <i>castanea</i> spp), in shell, fresh or dried, whether or not peeled	350	350	447	447
08025100	Pistachios, in shell, fresh or dried, whether or not peeled	27.268	159.402	117.215	878.587
08025200	Pistachios, shelled, fresh or dried, whether or not peeled	4.086	5.093	70.989	88.892
08026200	Macadamia nuts, shelled, fresh or dried, whether or not peeled	1.011	1.016	20.863	20.970
08028000	Areca nuts, fresh or dried, whether or not shelled or peeled	13	80.785	50	80.754
08029100	Pine nuts, in shell, fresh or dried, whether or not peeled	–	1	–	32
08029200	Pine nuts, shelled, fresh or dried, whether or not peeled	–	1.000	–	19.400
08029900	Nuts, not elsewhere classified in heading 0801 and 0802, fresh or dried, whether or not shelled or peeled	20.212	28.242	24.293	99.601
08031020	Plantains, dried	–	2	–	9
08039090	Bananas, not elsewhere classified in subheading 0803, fresh or dried,	–	1	–	8
08041000	Dates, fresh or dried	10.361.243	29.032.253	14.119.838	44.959.510
08042000	Figs, fresh or dried	1.850	2.971	13.505	17.984
08043000	Pineapples, fresh or dried	–	8	–	99
08044000	Avocados, fresh or dried	4.062	10.604	29.755	86.252
08045021	Mangoe, fresh	8	8	87	87
08045022	Mangoes, dried	–	1	–	14
08045030	Mangosteens, fresh or dried	–	5	–	35
08051010	Oranges, fresh	1.886.397	3.786.190	3.500.313	6.949.836
08051020	Oranges, dried	–	3	–	165
08052100	Mandarins (including tangerines and satsumas), fresh or dried	28.748.877	48.750.740	48.528.827	80.948.536
08055010	Lemons ( <i>citrus limon</i> , <i>citrus limonum</i> , fresh or dried	1.760.968	3.312.342	3.031.750	5.259.546
08059000	Citrus fruit, fresh or dried, , not elsewhere classified in heading 0805	1	1	14	14
08061000	Grapes, fresh	11.349.804	20.293.820	43.039.736	76.751.225
08062000	Grapes, dried	287.507	836.173	603.667	1.621.242
08071900	Melons, other than watermelon, fresh	–	5	–	12
08081000	Apples, fresh	18.856.648	32.998.379	37.646.678	68.065.634
08083000	Pears, fresh	17.389.122	48.069.378	26.882.870	74.754.949
08091000	Apricots, fresh	–	857	–	5.912
08092900	Cherries other than sour cherries ( <i>prunus cerasus</i> ), fresh	–	170.331	–	3.351.961
08093000	Peaches, including nectarines, fresh	2.251	24.043	10.922	155.159
08094010	Plums, fresh	211.321	378.564	431.396	985.602
08094020	Sloes, fresh	16.853	32.197	24.840	48.128
08101000	Strawberries, fresh	46.813	145.176	820.723	2.848.989
08102000	Raspberries, blackberries, mulberries and loganberries, fresh	360	565	6.336	9.324
08104000	Cranberries, bilberries and other fruits of the genus <i>vaccinium</i> , fresh	25.933	72.084	420.011	1.166.813
08105000	Kiwifruit, fresh	265.662	1.053.830	991.312	4.326.741
08107000	Persimmons, fresh	86.835	108.663	283.758	360.593
08109010	Longans, <i>mata kucing</i> , fresh	4.737.231	8.804.870	8.909.105	16.067.513
08109020	Lychees, fresh	–	2.401	–	27.706
08109060	Tamarinds, fresh	–	37.441	–	57.164
08109094	Pomegranate ( <i>punica</i> spp), <i>annona</i> spp, <i>syzygium</i> spp, <i>eugenia</i> spp, <i>marian plum</i> ( <i>bouea</i> spp), <i>passiflora</i> spp, <i>cottonfruit</i> ( <i>sandoricum</i> spp), <i>jujube</i> ( <i>ziziphus</i> spp) and <i>tampoi</i> or <i>rambai</i> ( <i>baccaurea</i> spp), fresh	69.600	285.318	260.456	1.138.767
08109099	Other fruit, fresh, not elsewhere classified in heading 0803-0810	3	10	52	80
08111000	Strawberries, uncooked or cooked by steaming or boiling in water, frozen, whether or not containing added sugar or other sweetening matter	32.500	259.513	61.792	416.866
08112000	Raspberries, blackberries, mulberries, loganberries, black, white/red currants & gooseberries, uncooked/cooked by steaming/boiling in water, frozen, whether/not cont added sugar/other sweetening matter	12.321	44.927	23.953	90.361
08119000	Fruit and nuts, uncooked or cooked by steaming or boiling in water, frozen, whether or not containing added sugar or other sweetening matter, n.ec. in heading 0811	11.188	157.465	106.773	744.676

Lanjutan Tabel 2.5

H S	Uraian Komoditi	Berat Bersih (kg)		Nilai CIF (US\$)	
		Maret 2024	Jan–Mar 2024	Maret 2024	Jan–Mar 2024
(1)	(2)	(3)	(4)	(5)	(6)
08129090	Fruit and nuts, other than cherries, strawberries, provisionally preserved, but unsuitable in that state for immediate consumption	–	1	–	2
08131000	Apricots, dried	8.125	9.356	55.250	61.268
08132000	Prunes, dried	12.836	43.171	60.106	196.391
08133000	Apples, dried	1	2	37	38
08134010	Longans, dried	6	2.839	5	9.180
08134020	Tamarinds, dried	26.086	51.086	25.020	28.620
08134090	Fruit dried, other than that of headings 0801 to 0806, other than apricots, prunes, apples, longans, tamarinds	87.296	141.413	261.164	639.012
08135010	Mixtures of which cashew nuts or brazil nuts predominate by weight	–	3.347	–	918
08135020	Mixtures of which other nuts predominate by weight	–	22	–	27
08135030	Mixtures of which dates predominate by weight	100	282	519	1.587
08135090	Mixtures of nuts or dried fruits of this chapter, n.e.c in subheading 081350 predominate by weight	20	42	1	75
08140000	Peel of citrus fruit or melons (including watermelons), fresh, frozen, dried or provisionally preserved in brine, in sulphur water or in other preservative solutions	13	304	762	1.526
09011120	Arabica, not roasted, not decaffeinated	1.062.430	3.399.968	3.849.099	11.305.365
09011130	Robusta, not roasted, not decaffeinated	8.873.615	22.603.748	27.646.439	67.352.315
09011190	Coffee other than arabica and robusta, not roasted, not decaffeinated	111	36.259	2.426	47.752
09011290	Coffee other than arabica or robusta, not roasted, decaffeinated	52	68	719	731
09012111	Arabica, roasted, unground, not decaffeinated	10.152	22.721	105.372	206.191
09012112	Robusta, roasted, unground, not decaffeinated	3	651	31	2.580
09012119	Coffee other than arabica and robusta, roasted, unground, not decaffeinated	22.359	100.107	280.394	1.252.718
09012120	Coffee, roasted, not decaffeinated, ground	6.120	26.617	162.493	747.212
09012210	Coffee, roasted, decaffeinated, unground	547	1.738	6.527	20.059
09012220	Coffee, roasted, decaffeinated, ground	813	1.207	17.222	23.597
09019010	Coffee husks and skins	–	52	–	312
09019020	Coffee substitutes containing coffee	8	78	300	966
09021010	Leaves Green tea (not fermented) in immediate packings of a content not exceeding 3 kg, whether or not flavoured	5.349	15.395	165.889	357.356
09021090	Green tea (not fermented), other than leaves in immediate packings of a content not exceeding 3 kg, whether or not flavoured	3.306	42.331	48.018	313.286
09022010	Leaves green tea (not fermented), other than in immediate packings of a content not exceeding 3 kg, whether or not flavoured	158.317	373.290	189.885	476.029
09022090	Green tea (not fermented), other than leaves in immediate packings of a content not exceeding 3 kg, whether or not flavoured	78.025	381.216	500.435	1.893.204
09023010	Leaves black tea (fermented) and partly fermented tea, in immediate packings of a content not exceeding 3 kg, whether or not flavoured	6.468	27.876	152.590	427.660
09023090	Black tea (fermented) and partly fermented tea, other than leaves, in immediate packings of a content not exceeding 3 kg, whether or not flavoured	6.349	89.171	105.625	750.043
09024010	Leaves black tea (fermented) and partly fermented tea, other than in immediate packings of a content not exceeding 3 kg, whether or not flavoured	9.162	38.975	38.148	168.852
09024090	Black tea (fermented) and partly fermented tea, other than leaves, other than in immediate packings of a content not exceeding 3 kg, whether or not flavoured	499.117	1.738.969	474.491	1.810.630
09030000	Maté	–	1	–	47
09041110	White pepper, neither crushed nor ground	–	1	–	4
09041120	Black pepper, neither crushed nor ground	7.001	93.294	31.663	401.194
09041190	Pepper, other than white pepper and black pepper, neither crushed nor ground	8	520	89	1.706
09041210	White pepper, crushed or ground	2.276	2.817	16.553	23.644
09041220	Black pepper, crushed or ground	5.363	10.837	40.640	65.679
09041290	Pepper, other than white pepper and black pepper, crushed or ground	2.398	11.386	11.261	49.923
09042110	Chillies (fruits of the genus capsicum), dried, neither crushed nor ground	1	6.223.833	144	17.490.729
09042190	Fruits of the genus capsicum or of the genus pimenta, other than chillies, dried, neither crushed nor ground	1	10.027	79	28.958

Tabel-tabel

Lanjutan Tabel 2.5

H S	Uraian Komoditi	Berat Bersih (kg)		Nilai CIF (US\$)	
		Maret 2024	Jan–Mar 2024	Maret 2024	Jan–Mar 2024
(1)	(2)	(3)	(4)	(5)	(6)
09042210	Chillies (fruits of the genus capsicum), crushed or ground	759.768	3.469.195	1.730.287	8.564.958
09042290	Fruits of the genus capsicum or of the genus pimenta, other than chillies, crushed or ground	201.800	737.912	314.514	1.173.937
09051000	Vanilla, neither crushed nor ground	4.957	12.436	64.722	220.444
09052000	Vanilla, crushed or ground	–	108	–	263
09061100	Cinnamon (cinnamomum zeylanicum blume), neither crushed nor ground	144.928	530.809	352.843	1.418.788
09061900	Cinnamon-tree flowers, neither crushed nor ground	36.602	354.169	72.036	761.442
09062000	Cinnamon and cinnamon-tree flowers, crushed or ground	2	43	13	571
09071000	Cloves (whole fruit, cloves and stems), neither crushed nor ground	1.524.878	5.734.657	13.436.457	51.427.747
09072000	Cloves (whole fruit, cloves and stems), crushed or ground	–	7.222	–	60.032
09081100	Nutmeg, neither crushed nor ground	13.500	40.500	160.505	356.394
09081200	Nutmeg, crushed or ground	1.975	2.048	23.996	26.580
09083100	Cardamoms, neither crushed nor ground	15.031	46.031	41.445	95.324
09083200	Cardamoms, crushed or ground	–	250	–	4.293
09092100	Seeds of coriander, neither crushed nor ground	1.446.795	4.234.459	927.934	2.714.623
09092200	Seeds of coriander, crushed or ground	174.835	431.996	137.557	278.292
09093100	Seeds of cumin, neither crushed nor ground	85.625	348.308	166.823	905.717
09093200	Seeds of cumin, crushed or ground	15.016	40.063	46.504	160.080
09096110	Seeds of anise, neither crushed nor ground	135.305	416.875	226.584	792.499
09096120	Seeds of badian, neither crushed nor ground	–	8	–	607
09096130	Seeds of caraway, neither crushed nor ground	36.780	108.093	34.031	100.426
09096190	Juniper berries, neither crushed nor ground	50.815	252.635	63.779	318.527
09096210	Seeds of anise, crushed or ground	315	465	5.161	7.978
09096290	Juniper berries, crushed or ground	–	20	–	161
09101100	Ginger, neither crushed nor ground	1.214.553	4.477.985	778.150	2.848.045
09101200	Ginger, crushed or ground	1.036	1.252	9.376	12.055
09102000	Saffron	7	13	40	844
09103000	Turmeric (curcuma)	164.509	559.620	242.420	870.735
09109110	Curry, mixtures referred to in note 1(b) to this chapter	80	4.210	576	27.616
09109190	Spices other than curry, mixtures referred to in note 1(b) to this chapter	4.386	29.031	40.684	242.538
09109910	Thyme, bay leaves	3.321	6.476	14.197	23.796
09109990	Spices, not elsewhere classified in heading 0910, mixtures referred to in note 1(b) to this chapter	263.284	739.621	216.647	550.821
10011900	Durum wheat, other than seed	2	2	14	14
10019912	Wheat grain without extreme outer layer, other than seed, fit for human consumption	1.022.604.647	2.741.194.773	309.478.243	840.222.870
10019919	Wheat, other than durum wheat and wheat grain, other than seed, fit for human consumption	415.878.508	872.856.912	124.909.184	266.578.499
10019999	Wheat, other than durum wheat and wheat grain, other than seed, not fit for human consumption	13.994.780	246.340.590	4.276.169	74.376.390
10039000	Barley, other than seed	130	700	883	2.527
10049000	Oats, other than seed	21.813	46.753	21.383	36.347
10051000	Maize (corn), seed	267	146.992	860	500.724
10059010	Popcorn	533.209	1.817.063	478.148	1.634.401
10059091	Maize (corn), other than seed, fit for human consumption	127.885.420	236.356.260	32.851.373	60.835.329
10059099	Maize (corn), other than seed, not for human consumption	134.300.632	252.477.542	39.179.945	73.252.551
10061010	Rice in the husk (paddy or rough), suitable for sowing	–	9.270	–	185.400
10061090	Rice in the husk (paddy or rough), not suitable for sowing	17	92	276	365
10062010	Hom mali rice	–	12	–	127
10062090	Husked (brown) rice, other than hom mali rice	24	24	91	91
10063040	Hom mali rice, semi-milled or wholly milled rice, whether or not polished or glazed	300.000	400.000	231.000	302.000
10063050	Basmati rice, semi-milled or wholly milled rice, whether or not polished or glazed	100.018	100.077	98.386	98.409
10063070	Other fragrant rice, semi-milled or wholly milled rice, whether or not polished or glazed	1.750.120	5.383.350	1.128.110	3.610.990
10063099	Semi-milled or wholly milled rice, whether or not polished or glazed, other than hs code 10063030 to 10063091	550.648.536	1.384.224.737	361.137.374	898.757.964
10064090	Broken rice, other than of a kind used for animal feed	14.412.001	57.912.000	9.006.988	33.252.446
10081000	Buckwheat	–	2.720	–	2.658
10082900	Millet, other than seed	1.893.330	8.246.410	710.730	3.373.549

Lanjutan Tabel 2.5

H S	Uraian Komoditi	Berat Bersih (kg)		Nilai CIF (US\$)	
		Maret 2024	Jan–Mar 2024	Maret 2024	Jan–Mar 2024
(1)	(2)	(3)	(4)	(5)	(6)
10083000	Canary seeds	175.310	809.230	149.765	696.091
10085000	Quinoa (chenopodium quinoa)	20.000	24.553	56.082	76.478
10089000	Other cereals	–	22.000	–	16.720
11010011	Wheat flour, fortified	44.500	88.011	39.691	79.634
11010019	Wheat flour, other than fortified	9.672.540	10.032.586	3.404.980	3.567.171
11010020	Meslin flour	238	83.238	776	57.895
11022000	Maize (corn) flour	9.027	13.715	17.562	28.765
11029010	Rice flour	–	3	–	1
11029020	Rye flour	–	287	–	1.759
11029090	Cereal flours, other than of wheat or meslin, other than rice flour or rye flour	355.007	1.389.840	423.876	1.650.286
11031300	Groats and meal of maize (corn)	766.001	2.698.809	303.263	1.055.020
11031920	Groats and meal of rice	44.000	67.066	19.316	28.270
11031990	Groats and meal of other cereal other than meslin or rice	–	7	–	64
11041200	Rolled or flaked grains of oats	1.168.476	2.411.056	834.024	1.873.927
11042200	Other worked grains (for example, hulled, pearled, sliced or kibbled) of oats	2.000	4.000	1.593	15.265
11042300	Other worked grains (for example, hulled, pearled, sliced or kibbled) of maize (corn)	6.749	7.341	12.053	13.895
11042920	Other worked grains (for example, hulled, pearled, sliced or kibbled) of barley	6.581	7.475	12.379	16.232
11042990	Other worked grains (for example, hulled, pearled, sliced or kibbled) of other cereals, other than of barley	14	549	168	3.495
11043000	Germ of cereals, whole, rolled, flaked or ground	5	37	38	257
11051000	Flour, meal and powder of potatoes	15.900	115.933	16.277	299.768
11052000	Flakes, granules and pellets of potatoes	249.936	1.683.579	531.431	3.576.919
11061000	Flour, meal and powder of the dried leguminous vegetables of heading 0713	15	5.271	157	72.952
11062010	Flour, meal and powder of manioc (cassava)	36.000	55.500	24.300	47.480
11062020	Flour, meal and powder of sago	–	2	–	6
11062090	Flour, meal and powder of roots or tubers of heading 0714, other than manioc (cassava)	30.001	107.485	79.394	362.773
11063000	Flour, meal and powder of the products of chapter 8	78.435	132.111	322.074	636.993
11071000	Malt, not roasted	1.738.305	5.587.075	1.300.872	4.099.493
11072000	Malt, roasted	9.000	64.667	10.838	75.786
11081100	Wheat starch	3.497.356	11.662.862	1.558.995	5.194.415
11081200	Maize (corn) starch	18.989.778	48.607.922	8.354.381	21.209.921
11081300	Potato starch	1.954.978	4.835.370	1.939.822	4.788.192
11081400	Manioc (cassava) starch	62.746.023	139.199.529	34.626.250	76.677.694
11081990	Starches, other than wheat, maize, potato, manioc, and sago	2	1.190	7	1.354
11082000	Inulin	947.442	1.753.273	2.654.316	4.884.400
11090000	Wheat gluten, whether or not dried	276.001	769.521	357.366	922.039
12019000	Soya beans, whether or not broken, other than seed	247.921.669	678.227.538	137.159.586	383.102.664
12024100	Ground-nuts, not roasted or otherwise cooked, whether or not shelled or broken, other than seed, in shell	–	72.975	–	114.128
12024200	Ground-nuts, not roasted or otherwise cooked, whether or not shelled or broken, other than seed, shelled, whether or not broken	34.775.379	105.781.391	41.804.914	129.509.081
12030000	Copra	284.500	685.569	68.280	166.013
12040000	Linseed, whether or not broken	5.548	24.885	8.183	31.710
12051000	Low erucic acid rape or colza seeds	–	20.353	–	12.116
12059000	Rape or colza seeds, whether or not broken, other than low erucic acid rape or colza seeds	87.833	87.840	45.699	45.820
12060000	Sunflower seeds, whether or not broken	535.912	4.662.363	722.946	6.364.005
12072100	Cotton seeds, seed	–	2	–	5
12074010	Sesamum seeds, edible	135.333	329.447	336.910	776.997
12074090	Sesamum seeds, not edible	608.848	2.758.952	1.336.104	6.100.151
12075000	Mustard seeds	250	250	242	242
12077000	Melon seeds	–	29	–	61
12079990	Other oil seeds and oleaginous fruits, other than HS code 12071010 to 12079950, whether or not broken	380.800	1.016.459	241.807	691.081
12081000	Flours and meals of soya beans	128.008	181.647	989.420	1.312.734
12089000	Flours and meals of oil seeds or oleaginous fruits, other than those of mustard, other than of soya beans	500	1.256	9.256	15.631

Tabel-tabel

Lanjutan Tabel 2.5

H S	Uraian Komoditi	Berat Bersih (kg)		Nilai CIF (US\$)	
		Maret 2024	Jan–Mar 2024	Maret 2024	Jan–Mar 2024
(1)	(2)	(3)	(4)	(5)	(6)
12092990	Seeds of forage plants, of a kind used for sowing, other than HS code 12092100 to 12092990	18	10.468	243	80.032
12093000	Seeds of herbaceous plants cultivated principally for their flowers, of a kind used for sowing	9	53	250	574
12099190	Vegetable seeds, other than onion seeds, of a kind used for sowing	8.147	80.198	1.342.876	2.330.798
12099990	Seeds, fruit and spores, other than HS code 12099110 to 12099930, of a kind used for sowing	32	11.344	215	46.003
12102000	Hop cones, ground, powdered or in the form of pellets, lupulin	5.413	13.019	68.974	188.896
12112010	Ginseng roots, fresh or dried	3	30	46	322
12119011	Cannabis, in cut, crushed or powdered form, of a kind used primarily in pharmacy, fresh, chilled, frozen or dried	4	12	57	303
12119013	Rauwolfia serpentina roots, of a kind used primarily in pharmacy, fresh, chilled, frozen or dried	–	100.018	–	188.173
12119015	Liquorice roots, of a kind used primarily in pharmacy, fresh, chilled, frozen or dried	–	18.200	–	60.060
12119018	Plants and parts of plants (including seeds and fruits), of a kind used primarily in pharmacy, other than cannabis, rauwolfia serpentina roots, and liquorice roots, in cut, crushed or powdered form	–	324.000	–	346.680
12119019	Plants and parts of plants (including seeds and fruits), of a kind used primarily in pharmacy, other than HS code 12119011 to 12119018	1	33	53	1.571
12119091	Pyrethrum, in cut, crushed or powdered form, fresh, chilled, frozen or dried	438	438	14.186	14.186
12119092	Pyrethrum, in other forms, fresh, chilled, frozen or dried	1.000	1.000	2.940	2.940
12119094	Sandalwood chips, fresh, chilled, frozen or dried	–	195	–	390
12119095	Agarwood (gaharu) chips, fresh, chilled, frozen or dried	–	2	–	24
12119098	Plants & parts of plants, of a kind used primarily in perfumery/for insecticidal, fungicidal/similar purposes, fresh, chilled, frozen/dried, in cut, crushed/powdered form, oth than HS code 12119091-12119097	21.980	210.988	25.647	1.180.533
12119099	Plants & parts of plants, of a kind used primarily in perfumery/for insecticidal, fungicidal/similar purposes, fresh, chilled, frozen/dried, in cut, crushed/powdered form, oth than HS code 12119091-12119098	83.825	372.290	139.065	972.442
12122111	Eucheuma spinosum, dried but not ground	5	159	300	3.664
12122112	Eucheuma cottonii, dried but not ground	1.042	1.042	2.761	2.761
12122113	Gracilaria spp, dried but not ground	94	251	622	1.508
12122119	Seaweeds and other algae other than eucheuma spinosum, cottonii, and gracilaria spp, fit for human consumption, dried but not ground	91.356	311.975	2.092.861	6.014.129
12122190	Seaweeds and other algae other than eucheuma spinosum, cottonii, and gracilaria spp, fit for human consumption, fresh, chilled, frozen	20.003	97.371	458.951	1.038.991
12122919	Seaweeds and other algae, fresh, chilled or dried, of a kind used in dyeing, tanning, perfumery, or for insecticidal, fungicidal or similar purposes, not fit for human consumption	6.000	6.011	27.000	27.027
12122920	Seaweeds and other algae, fresh, chilled or dried, not of a kind not used in dyeing, tanning, perfumery, pharmacy, or for insecticidal, fungicidal or similar purposes, not fit for human consumption	–	5	–	119
12122930	Seaweeds and other algae, frozen, not of a kind not used in dyeing, tanning, perfumery, pharmacy, or for insecticidal, fungicidal or similar purposes, not fit for human consumption	2	3	79	204
12129200	Locust beans (carob), fresh, chilled, frozen or dried, whether or not ground	–	318	–	1.223
12129310	Sugar cane, fresh, chilled, frozen or dried, whether or not ground, suitable for planting	–	13	–	59
12129910	Stones and kernels of apricot, peach (including nectarine) or plum, of a kind used primarily for human consumption, not elsewhere specified or included	–	26.000	–	96.348
12129990	Fruit stones and kernels other than apricot, peach (including nectarine) or plum, of a kind used primarily for human consumption, not elsewhere specified or included	90.360	208.307	264.732	816.086
12130000	Cereal straw and husks, unprepared, whether or not chopped, ground, pressed or in the form of pellets	260.760	594.892	59.975	136.356
12149000	Swedes, mangolds, fodder roots, hay, lucerne (alfalfa), clover, sainfoin, forage kale, lupines, vetches and similar forage products, whether or not in the form of pellets	2.038.690	3.620.817	865.727	1.577.563



Lanjutan Tabel 2.5

H S	Uraian Komoditi	Berat Bersih (kg)		Nilai CIF (US\$)	
		Maret 2024	Jan–Mar 2024	Maret 2024	Jan–Mar 2024
(1)	(2)	(3)	(4)	(5)	(6)
13012000	Gum arabic	104.885	161.796	414.958	655.069
13019040	Lac	100	679	6.414	6.866
13019090	Natural gums, resins, gum-resins and oleoresins, other than gum arabic and cannabis resins	183	2.449	5.382	34.424
13021190	Opium, other than pulvis opii	16	26	1.231	2.039
13021200	Vegetable saps and extracts of liquorice	33.146	177.396	579.407	2.477.993
13021300	Vegetable saps and extracts of hops	238	368	22.647	26.525
13021920	Extracts and tinctures of cannabis	–	20	–	849
13021940	Vegetable saps and extracts of pyrethrum or of the roots of plants containing rotenone	30.910	123.141	402.009	885.925
13021950	Japan (or chinese) lacquer (natural lacquer)	1.780	46.494	89.770	780.693
13021990	Vegetable saps and extracts, other than HS codes 13021110 to 13021950	39.723	150.580	1.170.815	4.804.418
13022000	Pectic substances, pectinates and pectates	35.697	123.927	562.153	2.071.033
13023100	Agar-agar	306	508	15.073	24.439
13023200	Mucilages and thickeners, whether or not modified, derived from locust beans, locust bean seeds or guar seeds	320.483	1.434.187	1.290.443	4.158.308
13023911	Carrageenan, powder, semi-refined	20.800	20.800	98.254	98.254
13023912	Carrageenan, powder, refined	51.500	134.300	573.620	1.449.719
13023913	Carrageenan, alkali treated carrageenan chips (atcc)	650	998	27.682	31.295
13023919	Carrageenan, other than powder and alkali treated carrageenan chips (atcc)	628	1.264	26.658	54.786
13023990	Mucilages and thickeners, whether or not modified, derived from vegetable products, other than HS code 13023100 to 13023919	436.719	992.407	1.346.385	4.565.015
14011000	Bamboos, a kind used primarily for plaiting	38.783	116.979	84.622	304.769
14012090	Rattans, a kind used primarily for plaiting, other than whole, split-core, and split-skin	345	346	4.591	4.592
14019000	Vegetable materials of a kind used primarily for plaiting (for example, reeds, rushes, osier, raffia, cleaned, bleached or dyed cereal straw, and lime bark), other than bamboos and rattans	–	75	–	145
14042000	Cotton linters	–	6	–	56
14049020	Vegetable products not elsewhere specified or included, of a kind used primarily in tanning or dyeing	–	16.830	–	1.989
14049030	Kapok	–	5	–	127
14049091	Palm kernel shells	–	28.000	–	28.215
14049099	Vegetable products not elsewhere specified or included, other than HS code 14042000 to 14049092	26.323	1.366.723	62.535	535.578
15019000	Poultry fat, other than that of heading 0209 or 1503	109.269	556.766	212.520	984.135
15021000	Tallow	–	9	–	30
15029010	Fats of bovine animals, sheep or goats, other than those of heading 1503, edible, other than tallow	79.747	79.747	109.437	109.437
15041090	Fish-liver oils and their fractions, other than solid fractions	36.800	92.191	73.968	188.935
15042010	Fats and oils and their fractions of fish, other than liver oils, solid fractions	10.640	32.264	221.718	644.188
15042090	Fats and oils and their fractions of fish, other than liver oils, other than solid fractions	290.357	1.052.037	617.321	2.689.060
15050010	Lanolin	4.755	11.358	39.545	95.452
15050090	Wool grease and fatty substances derived therefrom excluding lanolin	53	2.499	3.496	29.929
15060000	Other animal fats and oils and their fractions, whether or not refined, but not chemically modified	77.378	272.016	138.137	545.602
15071000	Crude oil, Soya-bean oil and its fractions, whether or not refined, but not chemically modified, whether or not degummed	42.105	58.791	113.011	193.560
15079010	Fractions of unrefined soya-bean oil	–	428	–	3.232
15079020	Refined, bleached and deodorised (rbd) soya-bean oil	2.114.296	5.464.594	2.752.168	7.082.010
15079090	Soya-bean oil and its fractions, other than HS code 15071000 to 15079020, whether or not refined, but not chemically modified	1.038.035	3.018.277	1.382.943	3.885.855
15081000	Crude oil of ground-nut oil and its fractions, whether or not refined, but not chemically modified	–	2.191	–	7.162
15089000	Ground-nut oil and its fractions, other than crude oil, whether or not refined, but not chemically modified	180	705	1.724	17.751
15092010	Extra virgin olive oil, in packings of a net weight not exceeding 30 kg	100.725	253.787	1.052.847	2.388.741
15092090	Extra virgin olive oil, in packings of a net weight more than 30 kg	2	79.239	220	707.097

Tabel-tabel

Lanjutan Tabel 2.5

H S	Uraian Komoditi	Berat Bersih (kg)		Nilai CIF (US\$)	
		Maret 2024	Jan–Mar 2024	Maret 2024	Jan–Mar 2024
(1)	(2)	(3)	(4)	(5)	(6)
15093000	Virgin olive oil	12.333	57.196	114.725	523.045
15094000	Other virgin olive oils	–	32	–	42
15099011	Olive oil and its fractions, fractions of unrefined oil, in packings of a net weight not exceeding 30 kg	20.240	26.680	60.720	100.015
15099019	Olive oil and its fractions, fractions of unrefined oil, in packings of a net weight more than 30 kg	17.050	17.102	153.827	154.573
15099091	Olive oil and its fractions, fractions of refined oil, in packings of a net weight not exceeding 30 kg	4.290	4.291	39.343	39.826
15099099	Olive oil and its fractions, fractions of refined oil, in packings of a net weight more than 30 kg	3.215	72.257	24.626	333.079
15101000	Crude olive pomace oil	–	840	–	5.894
15109010	Crude oil, other than crude olive pomace oil, obtained solely from olives, whether or not refined, but not chemically modified, including blends of these oils or fractions with oils or fractions of heading 1509	–	16.545	–	96.935
15109090	Other oils and their fractions, obtained solely from olives, whether or not refined, but not chemically modified, including blends of these oils or fractions with oils or fractions of heading 1509, other than HS code 15101000 to 15109020	9.660	9.662	43.474	43.475
15111000	Crude palm oil	1	4	6	36
15119020	Refined palm oil	13	48	267	359
15119031	Solid fractions of palm oil, refined oil, but not chemically modified, with iodine value 30 or more, but less than 40	–	1	–	3
15119032	Solid fractions of palm oil, refined oil, but not chemically modified, with iodine value exceeding 40	80	24.903	429	43.609
15119036	Liquid fractions of palm oil, refined oil, but not chemically modified, in packing of a net weight not exceeding 25 kg	–	17.792	–	22.037
15119039	Liquid fractions of palm oil, refined oil, but not chemically modified, other than hs code 15119036 to 15111037	32.753	94.525	60.869	162.690
15119042	Fractions of unrefined palm oil, but not chemically modified, with packing of a net weight not exceeding 25 kg	–	625	–	3.394
15119049	Fractions of unrefined palm oil, other than solid fractions, but not chemically modified, with packing of a net weight more than 25 kg	144	14.159	495	22.184
15121100	Crude oil of sunflower-seed or safflower oil and fractions thereof	1.140	1.931	2.268	5.126
15121910	Fractions of unrefined sunflower-seed oil or safflower oil	–	5.105	–	12.043
15121920	Refined sunflower-seed or safflower oil and fractions thereof	460.425	1.035.601	792.491	1.714.996
15121990	Sunflower-seed or safflower oil and fractions thereof, other than HS code 15121100 to 15121920	127.135	221.244	203.227	357.960
15122990	Cotton-seed oil and fractions thereof, whether or not refined, but not chemically modified, other than HS code 15122100 to 15122910	6	8	105	106
15131190	Crude coconut (copra) oil and its fractions, other than virgin coconut oil, whether or not refined, but not chemically modified	12.021.158	20.237.654	13.041.223	21.412.428
15131910	Fractions of unrefined coconut oil	18.507	35.925	48.324	93.036
15131990	Coconut (copra) and fractions thereof, other than crude oil and fractions of unrefined oil, whether or not refined, but not chemically modified	7	88.836	15	137.126
15132110	Crude palm kernel oil	–	5	–	4
15132190	Crude babassu oil	–	3	–	54
15132995	Palm kernel oil, refined, bleached and deodorised (rbd)	2.090	4.267	3.595	7.201
15132997	Ractions other than solid fractions, of refined babassu oil	–	72	–	2.704
15141100	Low erucic acid rape or colza oil and its fractions, crude oil	2.013	2.063	4.972	5.032
15141920	Low erucic acid rape or colza oil and its fractions, refined	598.831	1.499.961	957.569	2.309.036
15141990	Low erucic acid rape or colza oil and its fractions, other than HS code 15141100 to 15141929	604.280	1.300.044	807.962	1.806.056
15149100	Rape, colza or mustard oil, other than low erucic acid, crude oil	17	73	32	164
15149990	Rape, colza or mustard oil, other than low erucic acid, other than HS code 15149100 to 15149910	77	6.714	463	12.848
15151100	Linseed oil and its fractions, crude oil	22.560	67.754	28.651	86.286
15151900	Linseed oil and its fractions, other than crude oil	67.614	218.086	89.494	286.736
15152919	Maize (corn) oil, fractions of unrefined oil, other than solid fractions	22.486	67.892	56.216	169.934
15152991	Maize (corn) oil, solid fractions of refined oil	15.360	45.888	27.648	80.693
15152999	Maize (corn) oil, fractions of refined oil, other than solid fractions	63.738	190.544	136.487	369.120

Lanjutan Tabel 2.5

H S	Uraian Komoditi	Berat Bersih (kg)		Nilai CIF (US\$)	
		Maret 2024	Jan-Mar 2024	Maret 2024	Jan-Mar 2024
(1)	(2)	(3)	(4)	(5)	(6)
15153010	Castor oil, crude oil	48.380	103.240	81.563	179.271
15153090	Castor oil, other than crude oil	60.439	290.235	123.061	556.698
15155010	Sesame oil, crude oil	7.260	7.260	27.307	27.307
15155020	Sesame oil, fractions of unrefined oil	1.457	9.177	7.882	45.188
15155090	Sesame oil and its fractions, other than crude oil and unrefined oil	142.378	335.004	1.042.515	2.116.379
15156000	Microbial fats and oils and their fractions, whether or not refined, but not chemically modified	1	1	21	21
15159011	Illipe nut oil, crude oil	233	10.475	2.296	71.662
15159012	Illipe nut oil, fractions of unrefined oil	1.496	3.450	8.095	19.660
15159019	Illipe nut oil, other than crude oil and unrefined oil	1.408	1.867	9.414	26.397
15159021	Tung oil, crude oil	15.200	45.600	29.640	99.560
15159022	Tung oil, fractions of unrefined oil	—	5	—	1.500
15159029	Tung oil, other than crude oil and unrefined oil	16.824	59.554	46.004	106.476
15159031	Joboba oil, crude oil	—	200	—	13.895
15159032	Joboba oil, fractions of unrefined oil	—	100	—	2.481
15159039	Joboba oil, other than crude oil and unrefined oil	9	1.108	67	53.949
15159091	Other fixed vegetable oils, but not chemically modified, other than HS code 15151100 to 15159039, crude oil	25	50	583	1.301
15159092	Other fixed vegetable oils, but not chemically modified, other than HS code 15151100 to 15159039, fractions of unrefined oil	—	201	—	2.393
15159099	Other fixed vegetable oils, but not chemically modified, other than HS code 15151100 to 15159039, other than crude oil and unrefined oil	165.878	350.726	265.245	704.879
15161090	Animal fats and oils and their fractions, not further prepared, not re-esterified	—	571	—	16.300
15162011	Vegetable fats and oils and their fractions of soya beans, re-esterified	18.000	72.029	135.000	540.340
15162012	Vegetable fats and oils and their fractions of maize, re-esterified	200	340	2.169	3.680
15162014	Vegetable fats and oils and their fractions of coconuts, re-esterified	1.676	1.908	8.885	11.129
15162019	Vegetable fats and oils and their fractions other than HS code 15162011 to 15162018, re-esterified	994	4.651	14.897	63.650
15162021	Vegetable fats and oils and their fractions of the fruit of the oil palm, crude, re-esterified	—	12	—	112
15162022	Vegetable fats and oils and their fractions of the fruit of the oil palm, other than crude, re-esterified	2.195	2.418	7.761	11.394
15162024	Vegetable fats and oils and their fractions of palm kernels, refined, bleached and deodorised (RBD), re-esterified	7.326	11.886	16.394	50.610
15162029	Vegetable fats and oils and their fractions other than HS code 15162021 to 15162026, re-esterified, of oil palm	20.114	100.121	65.573	372.161
15162031	Vegetable fats and oils and their fractions of ground-nuts, of coconuts, of soya beans, hydrogenated, in flakes	300	600	432	849
15162039	Vegetable fats and oils and their fractions other than HS code 15162031 to 15162035, hydrogenated, in flakes	14.000	34.216	23.520	59.426
15162041	Vegetable fats and oils and their fractions of castor seeds (opal wax), hydrogenated, in other forms	920	1.260	11.471	15.474
15162042	Vegetable fats and oils and their fractions of coconuts, hydrogenated, in other forms	19.630	121.120	26.991	167.962
15162045	Vegetable fats and oils and their fractions of olives, hydrogenated, in other forms	20	3.378	740	16.273
15162046	Vegetable fats and oils and their fractions of fruit of the oil palm, hydrogenated, in other forms	78.800	227.210	103.944	298.348
15162047	Vegetable fats and oils and their fractions of palm kernels, hydrogenated, in other forms	310.720	958.144	378.210	1.175.704
15162048	Vegetable fats and oils and their fractions of soya beans, hydrogenated, in other forms	—	139.105	—	234.371
15162049	Vegetable fats and oils and their fractions other than HS code 15162041-15162048, hydrogenated, in other forms	103.700	339.188	172.669	606.427
15162053	Vegetable fats and oils and their fractions of soya beans, inter-esterified	86.400	259.200	227.232	681.696
15162054	Vegetable fats and oils and their fractions, of ground-nuts of oil palm or coconuts, inter-esterified	74.880	520.174	134.496	919.753
15162059	Vegetable fats and oils and their fractions other than HS code 15162051 to 15162054, inter-esterified	10.002	10.036	28.704	29.582

Tabel-tabel

Lanjutan Tabel 2.5

H S	Uraian Komoditi	Berat Bersih (kg)		Nilai CIF (US\$)	
		Maret 2024	Jan–Mar 2024	Maret 2024	Jan–Mar 2024
(1)	(2)	(3)	(4)	(5)	(6)
15162062	Vegetable fats and oils and their fractions, elaidinised, palm stearin with an iodine value not exceeding 48, refined, bleached and deodorised (RBD)	10.000	18.476	30.380	47.840
15162091	Vegetable fats and oils and their fractions, elaidinised, palm stearin with an iodine value exceeding 48	5.000	5.004	11.519	11.530
15162093	Vegetable fats and oils and their fractions of olives, elaidinised	20	20	303	303
15162094	Vegetable fats and oils and their fractions of soya beans, elaidinised	–	9.500	–	24.985
15162096	Vegetable fats and oils and their fractions, refined, bleached and deodorised (rbd) palm kernel stearin, elaidinised	86.425	243.230	138.723	421.444
15162098	Vegetable fats and oils and their fractions of ground-nuts, of oil palm or of coconuts, elaidinised	3.072	62.534	15.962	384.588
15162099	Vegetable fats and oils and their fractions other than hs code 15162091 to 15162098, elaidinised	146.897	834.822	672.678	3.743.797
15163000	Microbial fats and oils and their fractions, partly or wholly hydrogenated, inter-esterified, re- esterified or elaidinised, whether or not refined, but not further prepared	1	1	578	578
15171010	Margarine, excluding liquid margarine, in airtight container for retail sale	79.740	124.261	130.923	208.591
15171090	Margarine, excluding liquid margarine, other than in airtight container for retail sale	247.242	528.744	1.413.201	2.990.251
15179010	Imitation ghee	1.272	1.285	6.700	6.764
15179020	Liquid margarine	6	1.168	163	3.889
15179030	Edible mixtures or preparations of animal or vegetable fats or oils, of a kind used as mould release preparations	11.811	22.600	49.682	79.212
15179043	Shortening	108.460	314.305	272.903	770.911
15179050	Solid mixtures or preparations of vegetable fats or oils or of their fractions other than imitation ghee, shortening, imitation lard	158.865	496.380	330.497	1.034.044
15179062	Liquid mixtures or preparations of vegetable fats or oils or of their fractions other than liquid margarine, in which crude palm oil predominates	404.452	693.261	854.371	1.448.457
15179063	Liquid mixtures or preparations of vegetable fats or oils or of their fractions other than liquid margarine, in which other palm oil predominates, in packings of a net weight not exceeding 25 kg	91.000	113.276	289.435	367.192
15179064	Liquid mixtures or preparations of vegetable fats or oils or of their fractions other than liquid margarine, in which other palm oil predominates, in packings of a net weight exceeding 25 kg	300.690	1.059.925	522.635	1.900.715
15179067	Liquid mixtures or preparations of vegetable fats or oils or of their fractions other than liquid margarine, in which soya-bean oil or coconut oil predominates	9.165	16.333	36.358	66.196
15179069	Liquid mixtures or preparations of vegetable fats or oils or of their fractions other than liquid margarine, other than HS code 15179061 to 15179068	19.500	162.833	37.986	348.774
15179080	Edible mixtures or preparations of animal fats or oils or of their fractions, other than edible fats and oils or their fractions of heading 1516	1.900	1.900	39.625	39.625
15179090	Edible mixtures/preparations of animal, vegetable/microbial fats/oils/of fractions of different fats/oils of this chapter, oth than edible fats and oils/their fractions of head 1516, nec in head 1517	196.940	681.446	628.353	2.777.207
15180012	Animal fats and oils, boiled, oxidised, dehydrated, sulphurised, blown, polymerised by heat in vacuum or in inert gas or otherwise chemically modified, excluding those of heading 1516	1	1	16	16
15180014	Ground-nut, soya-bean, palm/coconut oil, boiled, oxidised, dehydrated, sulphurised, blown, polymerised by heat in vacuum/in inert gas or otherwise chemically modified, excluding those of heading 1516	355.500	996.570	456.037	1.303.815
15180015	Linseed oil and its fractions, boiled, oxidised, dehydrated, sulphurised, blown, polymerised by heat in vacuum or in inert gas or otherwise chemically modified, excluding those of heading 1516	3.600	7.433	17.699	40.100
15180016	Olive oil and its fractions, boiled, oxidised, dehydrated, sulphurised, blown, polymerised by heat in vacuum or in inert gas or otherwise chemically modified, excluding those of heading 1516	19.110	19.110	88.253	88.253

Lanjutan Tabel 2.5

H S	Uraian Komoditi	Berat Bersih (kg)		Nilai CIF (US\$)	
		Maret 2024	Jan–Mar 2024	Maret 2024	Jan–Mar 2024
(1)	(2)	(3)	(4)	(5)	(6)
15180019	Animal, vegetable/microbial fats&oils&their fractions,boil,oxidise,dehydrate,sulphuris,blown,polymerise by heat in vacuum/inert gas/otw chemically modifie excl head 1516,oth than hs 15180012-15180016	17.585	79.536	78.806	258.299
15180020	Inedible mixtures or preparations of animal fats or oils or of fractions of different animal fats or oils	25	1.640	712	5.033
15180032	Inedible mixtures or preparations of the palm oil fruits or of palm oil or palm kernel olein, neutralised, bleached and deodorised (nbd) or refined, bleached and deodorised (rbd)	–	25	–	53
15180033	Inedible mixtures or preparations of linseed	–	12.522	–	18.135
15180034	Inedible mixtures or preparations of olives	8	8	15	15
15180036	Inedible mixtures or preparations of soya beans or coconuts	22.000	129.540	28.710	167.318
15180039	Inedible mixtures or preparations of vegetable fats or oils or of fractions of different fats or oils, other than hs code 15180032 to 15180037	23.707	67.013	39.682	159.741
15180060	Inedible mixtures or preparations of animal fats or oils or of fractions thereof and vegetable fats or oils or fractions thereof	23.680	41.443	87.392	184.477
15180090	Inedible mixtures or preparations of microbial fats or oils or of fractions of different fats or oils of this chapter, not elsewhere specified or included	209	31.372	954	50.066
15200010	Crude glycerol	–	3	–	8
15200090	Glycerol waters and glycerol lyes	404	400.683	4.059	128.500
15211000	Vegetable waxes, whether or not refined or coloured	7.600	18.249	73.141	181.344
15219010	Beeswax and oth insect waxes, whether or not refined or coloured	7.400	7.430	53.600	54.129
15219020	Spermaceti, whether or not refined or coloured	1	23	564	582
15220090	Residues resulting from the treatment of fatty substances or animal or vegetable waxes	7	7	1	1
16010010	Sausages and similar products, of meat, meat offal, blood or insects, food preparations based on these products, in airtight containers for retail sale	4	47	32	741
16010090	Sausages and similar products, of meat, meat offal, blood or insects, food preparations based on these products, not in airtight containers for retail sale	37	89	164	494
16021010	Other prepared or preserved meat, meat offal, blood or insects, homogenised preparation, containing pork, in airtight container for retail sale	5	10	165	208
16021090	Other prepared or preserved meat, meat offal, blood or insects, homogenised preparation, not containing pork, in airtight container for retail sale	2	2	11	11
16024190	Prepared or preserved meat, meat offal or blood of swine, hams and cuts thereof of swine, not in airtight containers for retail sale	–	9	–	175
16024911	Prepared or preserved meat, meat offal or blood of swine, including mixture, luncheon meat, in airtight containers for retail sale	190.048	206.360	652.288	692.535
16024991	Prepared or preserved meat, meat offal or blood of swine, including mixture, other than luncheon meat, in airtight containers for retail sale	11.489	11.489	52.651	52.651
16025010	Prepared or preserved meat, meat offal or blood of bovine animals, in airtight containers for retail sale	–	13	–	120
16025090	Prepared or preserved meat, meat offal or blood of bovine animals, not in airtight containers for retail sale	173.916	462.005	1.041.502	2.900.488
16029090	Other prepared or preserved meat, meat offal, blood or insects, other than HS code 16021010 to 16021920	–	25	–	91
16030010	Extracts and juices of meat	–	4	–	36
16030090	Extracts and juices of fish or crustaceans, molluscs or other aquatic invertebrates	6.240	18.240	11.045	31.325
16041110	Prepared or preserved salmon, whole or in pieces, but not minced, in airtight containers for retail sale	3.612	4.469	39.369	46.148
16041190	Prepared or preserved salmon, whole or in pieces, but not minced, not in airtight containers for retail sale	–	30	–	25
16041210	Prepared or preserved herrings, whole or in pieces, but not minced, in airtight containers for retail sale	–	228	–	2.278
16041290	Prepared or preserved herrings, whole or in pieces, but not minced, not in airtight containers for retail sale	1	1	1.850	1.850

Tabel-tabel

Lanjutan Tabel 2.5

H S	Uraian Komoditi	Berat Bersih (kg)		Nilai CIF (US\$)	
		Maret 2024	Jan–Mar 2024	Maret 2024	Jan–Mar 2024
(1)	(2)	(3)	(4)	(5)	(6)
16041311	Prepared or preserved sardines, whole or in pieces, but not minced, in airtight containers for retail sale	37.517	78.599	54.095	114.778
16041319	Prepared or preserved sardines, whole or in pieces, but not minced, not in airtight containers for retail sale	2.670	4.724	108	2.051
16041399	Prepared or preserved sardinella and brisling or sprats, whole or in pieces, but not minced, not in airtight containers for retail sale	–	7.226	–	10.860
16041411	Prepared or preserved tunas, whole or in pieces, but not minced, in airtight containers for retail sale	12.050	13.992	78.506	89.752
16041419	Prepared or preserved skipjack tuna and bonito (sarda spp), whole or in pieces, but not minced, not in airtight containers for retail sale	20	20	8	8
16041499	Prepared or preserved tunas, skipjack tuna and bonito (sarda spp), not in airtight containers for retail sale, other than pre-cooked tunas	10	10	14	14
16041510	Prepared or preserved mackerel, whole or in pieces, but not minced, in airtight containers for retail sale	170.482	1.090.554	241.383	1.765.567
16041590	Prepared or preserved mackerel, whole or in pieces, but not minced, not in airtight containers for retail sale	60	30.655	24	48.124
16041610	Prepared or preserved anchovies, whole or in pieces, but not minced, in airtight containers for retail sale	4.766	5.556	27.728	32.439
16041690	Prepared or preserved anchovies, whole or in pieces, but not minced, not in airtight containers for retail sale	1	1	10	10
16041710	Prepared or preserved eels, whole or in pieces, but not minced, in airtight containers for retail sale	4.580	9.105	82.970	191.581
16041790	Prepared or preserved eels, whole or in pieces, but not minced, not in airtight containers for retail sale	8.500	17.000	204.400	402.350
16041930	Fish, whole or in pieces, but not minced other than hs code 16041110 to 16041920, in airtight containers for retail sale	6.756	78.754	20.533	210.815
16041990	Fish, whole or in pieces, but not minced other than hs code 16041110 to 16041930	6	10	1.828	2.151
16042020	Fish sausages	2.136	4.531	5.471	12.125
16042030	Fish ball	58.518	439.043	178.056	1.195.527
16042040	Fish paste	1.915	9.802	7.573	34.287
16042091	Other prepared or preserved fish other than fish sausage, fish ball, fish paste, in airtight containers for retail sale	244.368	615.398	798.984	2.045.944
16042099	Other prepared or preserved fish other than fish sausage, fish ball, fish paste, not in airtight containers for retail sale	118.475	277.598	522.509	1.318.629
16043100	Caviar	10	32	5.870	20.689
16043200	Caviar substitutes	1.055	4.929	9.604	49.126
16051011	Swimming crabs (crabs of the family portunidae), prepared or preserved, in airtight containers for retail sale	9.082	9.082	275.197	275.197
16051014	Crab other than swimming crabs, king crabs, and snow crabs, prepared or preserved, in airtight containers for retail sale	–	15.511	–	474.491
16051090	Crab, prepared or preserved, other than in airtight containers for retail sale	14.563	14.563	461.063	461.063
16052920	Shrimp ball	11.082	20.682	119.060	224.660
16052930	Breaded shrimp	–	408	–	5.174
16052990	Shrimps and prawns, prepared or preserved, in airtight container, other than shrimp ball & breaded shrimp	–	968	–	12.685
16055200	Scallops, including queen scallops, prepared or preserved	–	1.625	–	11.675
16055410	Cuttle fish and squid, prepared or preserved, in airtight containers for retail sale	924	7.689	3.749	42.117
16055490	Cuttle fish and squid, prepared or preserved, not in airtight containers for retail sale	2.702	4.411	60.116	92.615
16055500	Octopus, prepared or preserved	24.750	27.410	197.623	229.615
16055600	Clams, cockles and arkshells, prepared or preserved	181	16.480	1.624	65.554
16055710	Abalone, prepared or preserved, in airtight containers for retail sale	–	6.954	–	25.601
16055900	Mollusc, other than oysters, scallops, mussels, cuttle fish, squid, octopus, clams, cockles, arkshell, abalone, snail, prepared or preserved	–	7.994	–	53.801
16056300	Jellyfish, prepared or preserved	–	1.590	–	8.742
17011400	Other cane sugar	371.700.000	1.189.009.001	227.433.303	727.459.971
17019910	Refined sugar	13.010.151	14.022.256	8.971.662	9.663.241

Lanjutan Tabel 2.5

H S	Uraian Komoditi	Berat Bersih (kg)		Nilai CIF (US\$)	
		Maret 2024	Jan–Mar 2024	Maret 2024	Jan–Mar 2024
(1)	(2)	(3)	(4)	(5)	(6)
17019990	Cane or beet sugar and chemically pure sucrose, in solid form, other than raw sugar not containing added flavouring or colouring matter, other than refined sugar	8.290.204	18.392.512	6.724.274	14.866.333
17021100	Lactose and lactose syrup, containing by weight 99 % or more lactose, expressed as anhydrous lactose, calculated on the dry matter	2.495.648	7.042.171	2.795.508	7.540.451
17021900	Lactose and lactose syrup, not containing by weight 99 % or more lactose, expressed as anhydrous lactose, calculated on the dry matter	377.883	795.540	560.457	1.442.203
17022000	Maple sugar and maple syrup	1.001	2.822	3.183	9.155
17023010	Glucose, not containing fructose or containing in the dry state less than 20 % by weight of fructose	23.811.999	70.988.118	12.235.179	36.483.445
17023020	Glucose syrup, not containing fructose or containing in the dry state less than 20 % by weight of fructose	12.168.562	34.843.972	5.761.643	16.541.144
17024000	Glucose & glucose syrup, containing in the dry state $\geq$ 20 % but < 50 % by weight of fructose, excluding invert sugar	2.449.859	9.409.423	1.410.287	5.032.794
17025000	Chemically pure fructose	237.984	534.812	327.655	734.822
17026010	Fructose, containing in the dry state more than 50 % by weight of fructose, excluding invert sugar	83.674	174.135	143.250	338.295
17026020	Fructose syrup, containing in the dry state more than 50 % by weight of fructose, excluding invert sugar	714.932	3.586.887	360.348	1.923.172
17029011	Chemically pure maltose	1.626.003	4.789.845	980.501	3.024.302
17029019	Maltose and maltose syrups, other than chemically pure maltose	3.903.577	12.489.835	2.471.855	8.083.995
17029020	Artificial honey, whether or not mixed with natural honey	45.249	125.713	72.073	202.327
17029030	Flavoured or coloured sugars (excl maltose)	23.933	88.172	138.006	315.888
17029040	Caramel	778.857	2.068.482	919.692	2.233.468
17029059	Palm sugar other than coconut sap sugar	—	8.979	—	19.807
17029091	Sugar syrups	54.667	359.986	133.266	824.608
17029099	Other sugar, including invert sugar and other sugar and sugar syrup blends containing in the dry state 50 % by weight of fructose, other than HS code 17029011 to 17029091	8.226.188	21.528.097	6.753.412	17.827.235
17031090	Cane molasses, not containing added flavouring or colouring matter	187.011	806.156	34.039	158.208
17039010	Molasses other than cane molasses, resulting from the extraction or refining of sugar, containing added flavouring or colouring matter	8.860	20.376	24.541	53.176
17039090	Molasses other than cane molasses, resulting from the extraction or refining of sugar, not containing added flavouring or colouring matter	7	13.415.157	24	3.661.531
17041000	Chewing gum, whether or not sugar-coated	70.564	353.355	312.192	1.383.033
17049010	Medicated pastilles and drops, not containing cocoa	38.069	116.398	460.779	1.366.446
17049020	White chocolate, not containing cocoa	69.140	239.803	530.356	1.564.509
17049091	Sugar confectionery other than chewing gum, medicated pastilles and drops, and white chocolate, not containing cocoa, soft, containing gelatin	904.084	2.807.349	2.692.130	8.092.212
17049099	Sugar confectionery other than chewing gum, medicated pastilles and drops, and white chocolate, not containing cocoa, other than soft, containing gelatin	1.741.469	6.724.640	3.945.642	16.030.241
18010010	Cocoa beans, whole or broken, raw or roasted, fermented	8.039.619	30.178.500	34.401.903	112.391.977
18010090	Cocoa beans, whole or broken, raw or roasted, not fermented	490.382	933.224	2.048.567	3.796.847
18020000	Cocoa shells, husks, skins and other cocoa waste	—	702.109	—	94.402
18031000	Cocoa paste, not defatted	149.303	737.216	649.256	3.637.711
18032000	Cocoa paste, wholly or partly defatted	798.363	3.749.285	2.455.854	10.850.121
18040000	Cocoa butter, fat and oil	34.926	71.371	361.782	589.822
18050000	Cocoa powder, not containing added sugar or other sweetening matter	2.826.814	9.753.115	9.302.076	32.186.680
18061000	Cocoa powder, containing added sugar or other sweetening matter	5.549	10.997	7.036	26.733
18062010	Chocolate confectionery in blocks, slabs or bars weighing more than 2 kg	188.682	446.363	984.633	2.128.042
18062090	Chocolate, liquid, paste, granular or other bulk form in containers or immediate packings, of a content exceeding 2 kg	135.919	370.211	725.346	2.098.187
18063100	Chocolate and other food preparations containing cocoa, filled, in blocks, slabs, bars, weight $\leq$ 2kg	86.871	447.729	640.750	2.650.762
18063200	Chocolate and other food preparations containing cocoa, not filled, in blocks, slabs, bars, weight $\leq$ 2kg	178.456	757.318	1.010.094	4.094.180

Tabel-tabel

Lanjutan Tabel 2.5

H S	Uraian Komoditi	Berat Bersih (kg)		Nilai CIF (US\$)	
		Maret 2024	Jan–Mar 2024	Maret 2024	Jan–Mar 2024
(1)	(2)	(3)	(4)	(5)	(6)
18069010	Chocolate confectionery in tablets or pastilles	1.305	77.597	4.470	157.329
18069030	Food preparations of flour, meal, starch or malt extract, containing 40 % or more but not exceeding 50 % by weight of cocoa calculated on a totally defatted basis	13.576	47.373	345.949	354.292
18069040	Food preparations of goods of headings 0401 to 0404, containing 5 % or more but not exceeding 10 % by weight of cocoa calculated on a totally defatted basis, specially prepared for infants or young children, not put up for retail sale	459	4.032	5.419	25.560
18069090	Chocolate and other food preparation containing cocoa, other than HS code 18061000 to 18069040	923.025	3.058.612	5.115.562	17.549.067
19011010	Preparations suitable for infants or young children, put up for retail sale, of malt extract	1	24.015	11	40.467
19011020	Preparations suitable for infants or young children, put up for retail sale, of goods of headings 0401 to 0404	252.812	937.256	2.447.623	8.107.519
19011030	Preparations suitable for infants or young children, put up for retail sale, of soya-bean powder	79.200	187.442	223.782	519.708
19011091	Medical foods, preparations suitable for infants or young children, put up for retail sale	115.275	382.713	332.361	1.090.544
19011092	Food preparations of flour, groats, meal, starch, for children age over 1 year but not exceeding 3 years, for retail sale, other than HS code 19011010 to 19011091	–	678	–	34.267
19011099	Food preparations of flour, groats, meal, starch, suitable for infants or young children, put up for retail sale, other than HS code 19011010 to 19011092	18.435	89.867	91.070	491.271
19012010	Mixes and doughs for the preparation of bakers' wares of heading 1905, of flour, groats, meal, starch or malt extract, not containing cocoa	572.212	1.128.090	1.388.503	2.819.538
19012020	Mixes and doughs for the preparation of bakers' wares of heading 1905, of flour, groats, meal, starch or malt extract, containing cocoa	11.411	31.783	27.125	77.359
19012030	Mixes and doughs for the preparation of bakers' wares of heading 1905, other than HS code 19012010 to 19012020, not containing cocoa	302.726	702.761	659.551	1.633.065
19012040	Mixes and doughs for the preparation of bakers' wares of heading 1905, other than HS code 19012010 to 19012020, containing cocoa	619	29.798	2.535	61.583
19019019	Food preparations suitable for infants or young children, not put up for retail sale, other than medical foods	235.683	702.203	721.602	2.404.760
19019020	Malt extract	1.675.936	4.217.365	1.940.794	4.878.532
19019031	Filled milk, of goods of heading 0401 to 0404	2.061.367	6.649.185	3.770.003	14.129.260
19019032	Food preparation of goods of heading 0401 to 0404, containing cocoa powder, other than filled milk	2.863	7.916	20.180	42.500
19019039	Food preparation of goods of heading 0401 to 0404, not containing cocoa powder, other than filled milk	675.710	1.998.023	3.107.548	8.739.829
19019041	Other soya-based preparations in powder form	103.618	287.802	271.309	749.548
19019049	Other soya-based preparations in other forms	27.787	103.231	169.699	560.316
19019091	Medical foods, preparations not suitable for infants or young children	8.838	9.645	38.638	43.117
19019099	Food preparations not suitable for infants or young children, other than medical food	762.891	2.189.996	1.441.303	4.030.522
19021100	Uncooked pasta, not stuffed or otherwise prepared, containing eggs	11.397	44.305	24.579	72.046
19021920	Rice vermicelli (including bee hoon), uncooked pasta, not stuffed or otherwise prepared, not containing eggs	22.938	80.170	38.516	115.470
19021930	Transparent vermicelli, uncooked pasta, not stuffed or otherwise prepared, not containing eggs	12.026	29.384	24.685	54.898
19021940	Other noodles, uncooked pasta, not stuffed or otherwise prepared, not containing eggs	8.211	104.046	27.204	274.478
19021990	Uncooked pasta, not stuffed or otherwise prepared, not containing eggs, other than HS code 19021920 to 19021940	510.157	1.021.821	907.963	1.879.637
19022010	Stuffed pasta with meat or meat offal, whether or not cooked or otherwise prepared	30.447	45.805	145.416	210.387
19022030	Stuffed pasta with fish, crustaceans or molluscs, whether or not cooked or otherwise prepared	1.900	3.694	15.555	28.542
19022090	Stuffed pasta whether or not cooked or otherwise prepared, other than stuffed with meat or meat offal, fish, crustaceans or molluscs	13.719	18.100	86.647	109.135



Lanjutan Tabel 2.5

H S	Uraian Komoditi	Berat Bersih (kg)		Nilai CIF (US\$)	
		Maret 2024	Jan–Mar 2024	Maret 2024	Jan–Mar 2024
(1)	(2)	(3)	(4)	(5)	(6)
19023020	Rice vermicelli (including bee hoon), cooked or otherwise prepared, other than stuffed	1.277	106.470	7.309	173.559
19023030	Transparent vermicelli, cooked or otherwise prepared, other than stuffed	233.072	1.114.701	304.091	1.372.177
19023040	Instant noodles, whether or not cooked or otherwise prepared, other than stuffed	715.702	1.652.869	2.593.767	5.480.103
19023090	Cooked pasta, not stuffed, other than rice vermicelli, transparent vermicelli, instant noodles	155.588	405.700	274.237	791.803
19024000	Couscous	1.196	2.834	2.514	4.805
19030000	Tapioca and substitutes therefor prepared from starch, in the form of flakes, grains, pearls, siftings or in similar forms	252.011	813.790	312.093	1.006.249
19041010	Prepared food obtained by the swelling or roasting of cereals or cereal products, containing cocoa	318.184	1.094.537	1.004.141	3.204.290
19041090	Prepared food obtained by the swelling or roasting of cereals or cereal products, not containing cocoa	232.894	831.982	1.124.369	3.292.709
19042010	Prepared foods obtained from unroasted cereal flakes	16.225	42.106	25.450	80.136
19042090	Prepared foods obtained from mixtures of unroasted cereal flakes and roasted cereal flakes or swelled cereals	45.946	296.943	207.005	1.274.940
19043000	Bulgur wheat	–	1	–	7
19049010	Rice preparations, including pre-cooked rice	9.940	164.922	27.942	315.926
19049090	Cereals (other than maize (corn)), in grain form or in the form of flakes or other worked grains (except flour, groats and meal), pre-cooked or otherwise prepared, not elsewhere specified or included	19.876	40.535	140.636	279.280
19051000	Crispbread, whether or not containing cocoa	7.441	31.635	14.436	65.591
19052000	Gingerbread and the like, whether or not containing cocoa	–	186	–	149
19053110	Sweet biscuits, not containing cocoa	345.850	934.039	1.247.316	3.372.856
19053120	Sweet biscuits, containing cocoa	189.909	772.009	959.876	3.436.385
19053210	Waffles	190.588	244.978	372.001	527.921
19053220	Wafers	360.840	1.359.195	1.674.692	5.816.284
19054010	Rusks, toasted bread and similar toasted products, not containing added sugar, honey, eggs, fats, cheese or fruit	23.450	73.519	48.452	157.270
19054090	Rusk, toasted bread & similar toasted product, containing added sugar, honey, eggs, fats, cheese or fruit	92.684	174.157	233.512	438.892
19059010	Unsweetened teething biscuits	403	5.166	713	17.525
19059020	Unsweetened biscuits, other than teething biscuits	2.854	18.158	20.511	125.162
19059030	Cakes	315.533	730.124	1.082.266	2.664.772
19059040	Pastries	12.025	38.912	57.089	198.769
19059050	Flourless bakers' wares	–	75	–	1.089
19059060	Empty cachets and similar products of a kind suitable for pharmaceutical use	–	6	–	31
19059070	Communion wafers, sealing wafers, rice paper and similar products	18.069	44.358	58.425	127.352
19059080	Other crisp savoury food products	733.125	2.002.102	6.179.491	15.769.737
19059090	Bread,pastry,cakes,biscuits&oth bakers' wares, w.o.n containing cocoa, communion wafers,empty cachets suitable for pharmaceutical use,sealing wafers, rice paper&similar products, nec in head 1905	759.050	1.711.336	1.691.136	4.289.528
20011000	Cucumbers and gherkins, prepared or preserved by vinegar or acetic acid	36.861	123.109	58.267	196.269
20019010	Onions, prepared or preserved by vinegar or acetic acid	–	542	–	3.255
20019090	Vegetables, fruit, nuts and other edible parts of plants other than cucumbers and gherkins, onions, prepared or preserved by vinegar or acetic acid	12.652	106.086	36.738	215.864
20021000	Tomatoes, whole or pieces, prepared or preserved otherwise than by vinegar or acetic acid	61.393	211.379	84.954	302.589
20029010	Tomato paste	952.153	3.677.003	1.355.513	5.136.593
20029020	Tomato powder	77.380	214.380	350.499	919.072
20029090	Tomatoes not whole or in pieces, prepared or preserved otherwise than by vinegar or acetic acid, other than tomato paste and powder	17.501	189.405	116.250	414.275
20031000	Mushrooms of the genus agaricus, prepared or preserved othwise than by vinegar or acetic acid	380.945	884.805	529.358	1.286.905
20039010	Tuffles, prepared or preserved othwise than by vinegar or acetic acid	6	6	870	870
20039090	Mushrooms other than mushrooms of the genus agaricus, prepared or preserved othwise than by vinegar or acetic acid	10.101	17.907	36.066	61.702

Tabel-tabel

Lanjutan Tabel 2.5

H S	Uraian Komoditi	Berat Bersih (kg)		Nilai CIF (US\$)	
		Maret 2024	Jan-Mar 2024	Maret 2024	Jan-Mar 2024
(1)	(2)	(3)	(4)	(5)	(6)
20041000	Potatoes, prepared or preserved otherwise than by vinegar or acetic acid, frozen, other than products of heading 2006	5.133.904	14.903.269	7.823.283	22.964.182
20049010	Other vegetables and mixtures of vegetables, prepared or preserved otherwise than by vinegar or acetic acid, frozen, other than products of heading 2006, suitable for infants or young children	—	1.800	—	10.808
20049090	Other vegetables and mixtures of vegetables, prepared or preserved otherwise than by vinegar or acetic acid, frozen, other than products of heading 2006, not suitable for infants or young children	79.730	86.426	170.276	190.373
20051030	Homogenised vegetables, prepared or preserved otherwise than by vinegar or acetic acid, not frozen, other than products of heading 2006, suitable for dietetic purposes	—	2	—	50
20052011	Potatoes, prepared or preserved otherwise than by vinegar or acetic acid, not frozen, other than products of heading 2006, in sticks form, in airtight containers for retail sale	4.812	19.495	47.618	177.110
20052019	Potatoes, prepared or preserved otherwise than by vinegar or acetic acid, not frozen, other than products of heading 2006, in sticks form, not in airtight containers for retail sale	9	4.985	35	31.568
20052091	Potatoes, prepared or preserved otherwise than by vinegar or acetic acid, not frozen, other than products of heading 2006, not in sticks form, in airtight containers for retail sale	33.600	71.640	81.573	173.202
20052099	Potatoes, prepared or preserved otherwise than by vinegar or acetic acid, not frozen, other than products of heading 2006, not in sticks form, not in airtight containers for retail sale	3.470	6.257	229.621	247.355
20054000	Peas (pisum sativum), prepared or preserved otherwise than by vinegar or acetic acid, not frozen, other than products of heading 20.06	17.760	201.093	12.320	159.982
20055100	Beans, shelled, prepared or preserved otherwise than by vinegar or acetic acid, not frozen, other than products of heading 20.06	62.826	178.150	99.634	292.994
20055910	Beans, not shelled, prepared or preserved otherwise than by vinegar or acetic acid, not frozen, other than products of heading 2006, in airtight containers for retail sale	—	9.205	—	12.616
20055990	Beans, not shelled, prepared or preserved otherwise than by vinegar or acetic acid, not frozen, other than products of heading 2006, not in airtight containers for retail sale	924	3.622	6.019	19.127
20056000	Asparagus, prepared or preserved otherwise than by vinegar or acetic acid, not frozen, other than products of heading 2006	—	107.680	—	129.432
20057000	Olives, prepared or preserved otherwise than by vinegar or acetic acid, not frozen, other than products of heading 2006	666	80.818	4.427	243.792
20058000	Sweet corn (zea mays var saccharata), prepared or preserved otherwise than by vinegar or acetic acid, not frozen, other than products of heading 2006	281.418	565.859	346.805	820.233
20059100	Bamboo shoots, prepared or preserved otherwise than by vinegar or acetic acid, not frozen, other than products of heading 2006	9.926	13.524	13.785	20.093
20059910	Other vegetables and mixtures of vegetables, prepared or preserved otherwise than by vinegar or acetic acid, not frozen, other than products of heading 2006, in airtight containers for retail sale	108.601	268.898	168.441	449.030
20059990	Other vegetables and mixtures of vegetables, prepared or preserved otherwise than by vinegar or acetic acid, not frozen, other than products of heading 2006, not in airtight containers for retail sale	559.214	1.548.119	1.122.557	3.391.413
20060000	Vegetables, fruit, nuts, fruit-peel and other parts of plants, preserved by sugar (drained, glaze or crystallised)	39.985	207.205	85.501	580.957
20071000	Jams, fruit jellies, marmalades, fruit or nut purée and fruit or nut pastes, obtained by cooking, whether or not containing added sugar or other sweetening matter, homogenised preparations	17.351	44.201	42.181	79.003
20079100	Jams, fruit jellies, marmalades, fruit or nut purée and fruit or nut pastes, obtained by cooking, w.o.n containing added sugar or other sweetening matter, not homogenised preparations, citrus fruit	2.211	2.516	16.197	18.277
20079910	Fruit pastes other than of mangoes, pineapples or strawberries	189.195	693.475	179.358	447.328
20079920	Jams and fruit jellies	151.450	527.665	369.282	1.154.905
20079930	Mango purée	73.860	141.260	178.796	331.332

Lanjutan Tabel 2.5

H S	Uraian Komoditi	Berat Bersih (kg)		Nilai CIF (US\$)	
		Maret 2024	Jan-Mar 2024	Maret 2024	Jan-Mar 2024
(1)	(2)	(3)	(4)	(5)	(6)
20079990	Fruit pastes of mangoes, pineapples, strawberries, marmalades, fruit or /nut purée and fruit/nut pastes, obtained by cooking, w.o.n cont added sugar/other sweetening matter, not homogenised preparations	963.078	2.708.270	1.180.824	4.571.131
20081110	Ground nuts, roasted	10.449	96.232	41.017	253.432
20081120	Peanut butter	157.893	305.948	511.141	1.000.207
20081190	Ground nuts, otherwise prepared or preserved whether or not containing added sugar or other sweetening matter or spirit, other than roasted and peanut butter	54.926	70.015	112.666	207.934
20081910	Cashew nut, including mixture, otherwise prepared or preserved whether or not containing added sugar or other sweetening matter or spirit	15.380	25.375	119.379	218.420
20081991	Nuts, ground-nuts and other seeds, other than ground nut & cashew nut, w.o.n mixed together, w.o.n containing added sugar/other sweetening matter or spirit, not elsewhere specified/included, roasted	423.915	1.202.327	1.070.137	2.927.864
20081999	Nuts, ground-nuts and other seeds, other than ground nut & cashew nut, w.o.n mixed together, w.o.n containing added sugar/other sweetening matter or spirit, not elsewhere specified/included, not roasted	39.130	216.616	183.646	813.726
20082010	Pineapples, otherwise prepared or preserved, whether or not containing added sugar or other sweetening matter or spirit, not elsewhere specified or included, in airtight containers for retail sale	6.780	7.618	9.407	10.388
20082090	Pineapples, otherwise prepared or preserved, whether or not containing added sugar or other sweetening matter or spirit, not elsewhere specified or included, not in airtight containers for retail sale	–	18.300	–	20.500
20083010	Citrus fruits, otherwise prepared or preserved, containing added sugar or other sweetening matter or spirit	2.794.842	9.836.608	2.779.022	9.818.695
20083090	Citrus fruits, otherwise prepared or preserved, not containing added sugar or other sweetening matter or spirit	105.196	775.970	90.401	869.109
20086010	Cherries, otherwise prepared or preserved, containing added sugar or other sweetening matter or spirit	89.349	214.490	277.927	730.547
20086090	Cherries, otherwise prepared or preserved, not containing added sugar or other sweetening matter or spirit	624	17.123	3.934	71.504
20087010	Peaches including nectarines, otherwise prepared or preserved, containing added sugar or other sweetening matter or spirit	52.252	171.587	100.834	293.690
20088000	Strawberries, otherwise prepared or preserved whether or not contain sugar or sweetening matter or spirit	1.562	6.267	32.290	228.228
20089310	Cranberries (vaccinium macrocarpon, vaccinium oxycoccos), lingonberries (vaccinium vitis-idaea), otherwise prepared/preserved, containing added sugar or other sweetening matter or spirit	9.559	9.559	36.295	36.295
20089390	Cranberries (vaccinium macrocarpon, vaccinium oxycoccos), lingonberries (vaccinium vitis-idaea), otherwise prepared/preserved, not containing added sugar or other sweetening matter or spirit	–	6	–	17
20089720	Mixtures fruit and nuts other than those of subheading 200819, containing added sugar or other sweetening matter or spirit	21.164	89.561	25.869	155.835
20089790	Mixtures fruit and nuts other than those of subheading 200819, not containing added sugar or other sweetening matter or spirit	7.680	49.153	36.518	145.848
20089910	Lychees, otherwise prepared or preserved, whether or not containing added sugar or other sweetening matter or spirit	326.806	1.092.618	541.446	1.786.643
20089920	Longans, otherwise prepared or preserved, whether or not containing added sugar or other sweetening matter or spirit	105.771	525.240	239.080	1.087.342
20089930	Stems, roots and other edible part of plant, not including fruit or nut, otherwise prepared or preserved whether or not contain sugar or sweetening matter	47.007	209.761	223.285	1.134.847
20089940	Fruit, nuts and other edible parts of plants other than HS code 20089100 to 20089930, otherwise prepared or preserved, not elsewhere specified or included, containing sugar or sweetening matter	54.425	98.474	125.795	258.428

Lanjutan Tabel 2.5

H S	Uraian Komoditi	Berat Bersih (kg)		Nilai CIF (US\$)	
		Maret 2024	Jan–Mar 2024	Maret 2024	Jan–Mar 2024
(1)	(2)	(3)	(4)	(5)	(6)
20089990	Fruit, nuts and other edible parts of plants other than HS code 20089100 to 20089930, otherwise prepared or preserved, not elsewhere specified or included, not containing sugar or sweetening matter	142.300	458.993	762.607	2.239.490
20091100	Orange juice, frozen	136.540	330.956	690.390	1.587.162
20091200	Orange juice, not frozen, of a brix value not exceeding 20	3.526	32.887	5.248	68.241
20091900	Orange juice, not frozen, of a brix value exceeding 20	15.841	32.064	15.650	45.187
20092100	Grapefruit (including pomelo) juice, of a brix value not exceeding 20	–	13.596	–	15.226
20092900	Grapefruit (including pomelo) juice, of a brix value exceeding 20	38.009	136.313	213.760	691.344
20093100	Juice of any other single citrus fruit, of a brix value not exceeding 20	2.490	19.386	6.036	47.528
20093900	Juice of any other single citrus fruit, of a brix value exceeding 20	27.307	37.233	113.395	155.119
20094100	Pineapple juice, of a brix value not exceeding 20	10.980	25.971	17.165	41.336
20094900	Pineapple juice, of a brix value exceeding 21	355	856	2.581	6.215
20095000	Tomato juice	11.541	38.049	42.072	68.792
20096100	Grape juice (including grape must), of a brix value not exceeding 30	120.022	485.029	167.923	715.786
20096900	Grape juice (including grape must), of a brix value exceeding 30	27.737	155.524	83.045	438.074
20097100	Apple juice, of a brix value not exceeding 20	15.332	44.676	14.959	48.307
20097900	Apple juice, of a brix value exceeding 20	173.146	458.289	329.475	916.637
20098110	Cranberry (vaccinium macrocarpon, vaccinium oxycoccos) juice, lingonberry (vaccinium vitis-idaea) juice, suitable for infants or young children	–	4	–	128
20098190	Cranberry (vaccinium macrocarpon, vaccinium oxycoccos) juice, lingonberry (vaccinium vitis-idaea) juice, not suitable for infants or young children	4.038	19.743	5.105	23.371
20098910	Blackcurrant juice	8.640	14.365	16.110	35.120
20098920	Coconut water	–	12.955	–	28.622
20098930	Coconut water concentrate	7	184.918	178	445.608
20098940	Mango juice concentrate	103	613	1.164	8.043
20098999	Juice of any other single fruit, nut or vegetable, other than HS code 20098110 to 20098940, not suitable for infants or young children	180.604	649.149	489.486	1.403.311
20099010	Mixtures of juices, suitable for infants or young children	10	10	43	43
20099091	Mixtures of juices, not suitable for infants or young children, ready for immediate consumption	13	48.084	54	113.708
20099099	Mixtures of juices, not suitable for infants or young children, not ready for immediate consumption	26.671	64.440	75.676	178.461
21011111	Instant coffee, in packings of a net weight not less than 20 kg	983.276	2.786.614	7.893.609	21.668.213
21011119	Instant coffee, in packings of a net weight more than 20 kg	33.295	80.238	306.800	741.120
21011190	Extracts, essences and concentrates of coffee, other than instant coffee	7.809	34.920	86.931	616.940
21011210	Mixtures in paste form with a basis of ground roasted coffee, containing vegetable fats	4	64	571	828
21011291	Coffee preparation with a basis of extracts, essences or concentrate containing added sugar, whether or not containing creamer	1.167.662	3.865.775	7.073.906	22.949.558
21011292	Coffee preparation with a basis of ground roasted coffee containing added sugar, whether or not containing creamer	670	2.114	6.528	24.496
21011299	Preparations with a basis of extracts, essences or concentrates or with a basis of coffee, other than HS code 21011210 to 21011292	2.656	13.596	23.866	155.894
21012020	Tea extracts for the manufacture of tea preparations, in powder form	290.102	834.014	1.550.789	4.482.419
21012030	Preparations of tea consisting of a mixture of tea, milk powder and sugar	14.977	62.848	68.751	206.377
21012090	Extracts, essences and concentrates, of tea or maté, and preparations with a basis of these extracts, essences or concentrates or with a basis of tea or maté, other than HS code 21012020 to 21012030	66.427	185.136	246.365	1.172.080
21013000	Roasted chicory and oth roasted coffee substitutes, and extracts, essences and concentrates thereof	240.001	732.380	519.037	1.565.106
21021000	Active yeasts	835.951	3.087.811	2.134.265	8.002.820
21022010	Inactive yeasts, other single-cell micro-organisms, dead, of a kind used in animal feeding	84.563	384.322	439.378	1.141.844
21022090	Inactive yeasts, other single-cell micro-organisms, dead, of a kind not used in animal feeding	25.005	111.579	336.347	874.029
21023000	Prepared baking powders	334.847	767.961	1.782.521	3.844.065

Lanjutan Tabel 2.5

H S	Uraian Komoditi	Berat Bersih (kg)		Nilai CIF (US\$)	
		Maret 2024	Jan–Mar 2024	Maret 2024	Jan–Mar 2024
(1)	(2)	(3)	(4)	(5)	(6)
21031000	Soya sauce	1.547.823	5.443.785	1.592.245	5.615.671
21032000	Tomato ketchup and oth tomato sauces	47.385	241.261	107.288	620.455
21033000	Mustard flour and meal and prepared mustard	39.928	81.241	111.637	282.783
21039011	Chilli sauce	2.642.392	5.055.678	2.894.722	5.494.443
21039012	Fish sauce	280.923	641.412	366.574	835.230
21039013	Sauces other than chilli sauce or fish sauce	1.168.533	3.206.423	3.177.665	9.009.740
21039019	Sauces and preparations therefor, other than HS code 21039011 to 21039013	832.387	2.524.517	1.955.803	7.114.859
21039021	Shrimp paste including belachan (blachan)	37	4.154	84	18.544
21039029	Mixed condiments and mixed seasonings, other than shrimp paste	1.635.219	5.913.770	1.634.527	6.064.913
21041011	Soups and broths and preparations therefor, containing meat, suitable for infants or young children	–	34	–	25
21041019	Soups and broths and preparations therefor, containing meat, not suitable for infants or young children	6.748	71.537	32.225	242.612
21041099	Soups and broths and preparations therefor, not containing meat, not suitable for infants or young children	264.989	1.223.867	1.287.759	5.758.553
21042011	Homogenised composite food preparation, containing meat, suitable for infants or young children	–	1.278	–	10.549
21042019	Homogenised composite food preparation, containing meat, not suitable for infants or young children	–	24	–	19
21042091	Homogenised composite food preparation, not containing meat, suitable for infants or young children	17.578	86.699	82.272	378.814
21042099	Homogenised composite food preparation, not containing meat, not suitable for infants or young children	76	25.773	243	13.593
21050000	Ice cream and other edible ice, whether or not containing cocoa	420.069	1.157.032	877.881	3.069.880
21061000	Protein concentrates and textured protein substances	1.260.816	4.171.531	2.507.952	10.715.159
21069011	Dried bean curd and dried bean curd stick	40.228	89.951	183.764	443.781
21069012	Fresh soybean curd (tofu)	529	2.963	1.785	8.625
21069019	Beancurd, other than dried bean curd, dried bean curd stick, fresh soybean curd (tofu)	107.462	493.132	1.165.963	3.305.770
21069020	Powdered alcohol	7	17	64	665
21069030	Non-dairy creamer	6.231.918	23.239.047	10.455.659	42.946.626
21069041	Autolysed yeast extracts, in powder form	276.791	899.239	1.950.395	6.073.241
21069049	Autolysed yeast extracts, other than in powder form	221.313	812.433	617.808	2.099.397
21069053	Non-alcoholic preparations of a kind used for the making or for the manufacture of beverages, ginseng based products	2.621	4.496	50.379	91.426
21069054	Non-alcoholic preparations of a kind used for the making or for the manufacture of beverages, other preparations of a kind used as raw material for the manufacture of composite concentrates	76.322	92.866	728.135	930.622
21069055	Non-alcoholic preparations of a kind used for the making or for the manufacture of beverages, composite concentrates for simple dilution with water to make beverages	215.491	755.410	2.265.851	8.526.333
21069059	Non-alcoholic preparations of a kind used for the making or for the manufacture of beverages, other than HS code 21069053 to 21069055	757.653	2.464.725	7.584.089	20.557.498
21069061	Preparations of a kind used as raw material for the manufacture of alcoholic beverage, in liquid form	1	1	15	15
21069064	Composite concentrates for simple dilution with water to make beverages, of kind used for making alcoholic beverage, in liquid form	–	10.087	–	16.500
21069066	Alcoholic preparations, of a kind used for the manufacture of alcoholic beverages, in liquid form	–	3	–	51
21069067	Alcoholic preparations, of a kind used for the manufacture of alcoholic beverages, in other forms	60	158	1.529	3.568
21069069	Alcoholic preparations of a kind used for the making or for the manufacture of beverages, other than HS code 21069061-21069067	469	733	5.779	10.023
21069071	Food supplements based on ginseng	734	3.084	12.000	642.776
21069072	Food supplements, other than based on ginseng	90.124	323.086	3.119.832	10.242.173
21069073	Fortificant premixes	33.001	322.500	210.361	1.953.034
21069081	Food preparations for lactase deficient infants or young children	–	4.954	–	48.967
21069089	Food preparations for use by infants or young children, other than preparations for lactase deficient infants or young children	22.342	40.350	261.406	673.833
21069091	Food preparation, mixtures of chemicals with foodstuffs or other substances with nutritive value, of a kind used for food processing	42.150	202.222	255.746	1.558.433

Tabel-tabel

Lanjutan Tabel 2.5

H S	Uraian Komoditi	Berat Bersih (kg)		Nilai CIF (US\$)	
		Maret 2024	Jan–Mar 2024	Maret 2024	Jan–Mar 2024
(1)	(2)	(3)	(4)	(5)	(6)
21069092	Flavoured or coloured syrups	348.961	1.269.211	1.270.719	4.859.685
21069093	Coconut milk, whether or not powdered	–	122.774	–	335.139
21069095	Seri kaya	120	169	457	662
21069096	Other medical foods	175.478	327.112	2.826.563	5.909.790
21069098	Other flavouring preparations	1.101.488	3.079.039	6.295.972	19.169.680
21069099	Food preparations not elsewhere specified or included, other than HS code 21061000 to 21069098	1.453.516	4.958.348	9.387.845	28.983.816
22011010	Mineral waters	346.516	484.826	312.721	461.743
22011020	Aerated waters	59.527	119.505	25.483	79.503
22019010	Ice and snow	27.970	44.127	17.846	38.151
22019090	Waters, not containing added sugar or other sweetening matter nor flavoured, other than mineral waters, aerated waters, ice and snow	123	359	2.189	4.157
22021020	Energy drink whether or not aerated	2.542.218	6.469.172	2.476.194	6.628.123
22021030	Other sparkling mineral waters or aerated waters, flavoured	821.679	1.887.413	706.660	1.734.643
22021090	Waters, containing added sugar or other sweetening matter or flavoured, other than HS code 22021020 to 22021030	1.742.634	6.176.173	1.100.606	4.113.493
22029100	Non-alcoholic beer	–	1	–	103
22029910	Flavoured uht milk based drinks	44.445	136.085	78.367	243.262
22029920	Soya milk drinks	2.714.760	7.217.293	1.662.480	4.649.892
22029930	Coconut water based drinks	–	1.323	–	1.085
22029940	Coffee based drinks or coffee flavoured drinks	48.508	424.979	62.127	719.079
22029950	Non-aerated beverages ready for immediate consumption without dilution, other than hs 2202.91.00-2202.99.40	2.673.318	9.751.903	3.175.493	10.385.347
22029990	Other non-alcoholic beverages, not including fruit, nut or vegetable juices of heading 2009	2.401.943	8.912.586	1.799.037	6.757.322
22030011	Stout or porter, of an alcoholic strength by volume not exceeding 5.8 % vol	1.168	11.065	3.014	21.338
22030019	Stout or porter, of an alcoholic strength by volume exceeding 5.8 % vol	1	1	242	242
22030091	Beer made from malt other than stout or porter, including ale, of an alcoholic strength by volume not exceeding 5.8 % vol	10.940	12.904	19.614	22.954
22030099	Beer made from malt other than stout or porter, including ale, of an alcoholic strength by volume exceeding 5.8 % vol	–	3	–	54
22041000	Sparkling wine	2.767	3.171	22.319	28.903
22042111	Wine, of an alcoholic strength by volume not exceeding 15 % vol, in container holding 2 l or less	123.650	267.493	488.320	897.269
22042113	Wine, of an alcoholic strength by volume exceeding 15% vol but not exceeding 23% vol, in container holding 2 l or less	655	952	34.293	36.342
22042121	Grape must with fermentation prevented or arrested by the addition, of an alcoholic strength by volume not exceeding 15 % vol, in containers holding 2 l or less	1	1	2.880	2.880
22042122	Grape must with fermentation prevented or arrested by the addition, of an alcoholic strength by volume exceeding 15 % vol, in containers holding 2 l or less	–	60	–	959
22042911	Wine, of an alcoholic strength by volume not exceeding 15 % vol, in containers holding more than 10 l	10.410	10.412	29.548	29.603
22042922	Grape must with fermentation prevented or arrested by the addition, of an alcoholic strength by volume exceeding 15 % vol, in container holding >10 l	–	7	–	69
22043010	Grape must other than fermentation prevented or arrested by the addition of alcohol, of an alcoholic strength by volume not exceeding 15 % vol	–	3	–	71
22043020	Grape must other than fermentation prevented or arrested by the addition of alcohol, of an alcoholic strength by volume exceeding 15 % vol	–	20	–	52
22051010	Vermouth and other wine of fresh grapes flavoured with plants or aromatic substances, of an alcoholic strength by volume not exceeding 15 % vol, in containers holding 2 l or less	1.028	2.321	1.856	5.145
22060020	Saké	6.782	22.772	24.778	80.007
22060031	Coconut palm toddy, in container holding 2 l or less	12	12	202	202
22060039	Coconut palm toddy, other than in container holding 2 l or less	3	3	30	30
22060041	Shandy of an alcoholic strength by volume not exceeding 114 % vol	–	2	–	14.881

Lanjutan Tabel 2.5

H S	Uraian Komoditi	Berat Bersih (kg)		Nilai CIF (US\$)	
		Maret 2024	Jan–Mar 2024	Maret 2024	Jan–Mar 2024
(1)	(2)	(3)	(4)	(5)	(6)
22060049	Shandy, other than of an alcoholic strength by volume not exceeding 114 % vol	7	9	39	89
22060060	Wines obtained by the fermentation of vegetables juices or of fruit juices, other than juice of fresh grapes	–	4	–	90
22060099	Other fermented beverages, mixtures of fermented beverages and mixtures of fermented beverages and non-alcoholic beverages, not elsewhere specified or included, other than HS code 22060010 to 22010091	305	629	2.319	4.601
22072011	Denatured ethyl alcohol of an alcoholic strength by volume exceeding 99 % vol	3.451	3.452	18.296	19.276
22072019	Denatured ethyl alcohol of an alcoholic strength by volume not exceeding 99 % vol	1.140	2.480	4.119	9.278
22072090	Ethyl alcohol and other spirits, denatured, of any strength, other than denatured ethyl alcohol including methylated spirits	1.973	5.512	38.803	56.647
22082050	Brandy	533	762	2.083	2.980
22082090	Spirits obtained by distilling grape wine or grape marc, other than brandy	153	153	1.335	1.335
22083010	Whiskies, in containers holding more than 5 l	44	24.902	1.541	64.192
22083090	Whiskies, other than in containers holding more than 5 l	11.950	23.981	64.140	112.425
22084000	Rum and other spirits obtained by distilling fermented sugar- cane products	180	23.661	765	46.342
22085000	Gin and geneva	2.135	2.742	9.008	12.861
22086000	Vodka	784	1.272	4.326	36.052
22087010	Liqueurs and cordials, of an alcoholic strength by volume not exceeding 57 % vol	7.358	9.133	30.059	36.004
22087090	Liqueurs and cordials, of an alcoholic strength by volume exceeding 57 % vol	–	81	–	358
22089040	Other samsu other than medicated samsu of an alcoholic strength by volume exceeding 40% vol	2.547	16.753	8.802	32.684
22089050	Arrack or pineapple spirit of an alcoholic strength by volume not exceeding 40 % vol	67	346	293	1.424
22089060	Arrack or pineapple spirit of an alcoholic strength by volume exceeding 40 % vol	–	1.597	–	5.045
22089070	Bitters and similar beverages of an alcoholic strength not exceeding 57 % vol	97	159	127	254
22089080	Bitters and similar beverages of an alcoholic strength exceeding 57 % vol	–	5	–	179
22089099	Undenatured ethyl alcohol of an alcoholic strength by volume of less than 80 % vol other than HS code 22082050 to 22089091, other than of an alcoholic strength by volume not exceeding 114 % vol	96.557	101.204	171.424	186.090
22090000	Vinegar and substitutes for vinegar obtained from acetic acid	204.773	573.235	367.492	1.056.671
23011000	Flours, meals and pellets, of meat or meat offal, greaves	38.578.297	117.449.132	26.108.262	80.936.907
23012010	Flours, meals and pellets of fish, with a protein content of less than 60% by weight	158.000	347.500	205.720	588.093
23012020	Flours, meals and pellets of fish, with a protein content of 60% or more by weight	213.380	557.630	366.135	949.714
23012090	Flours, meals and pellets, of crustaceans or molluscs or other aquatic invertebrates	8.019.218	22.418.162	3.594.507	9.000.903
23021000	Bran, sharps and other residues, whether or not in the form of pellets, derived from the sifting, milling or other working, of maize (corn)	–	62	–	946
23023010	Bran and pollard, whether or not in the form of pellets, derived from the sifting, milling or other working of wheat	3.882.500	7.240.000	1.249.636	2.234.175
23023090	Sharps and other residues, whether or not in the form of pellets, derived from the sifting, milling or other working of wheat, other than bran and pollard	1.288.005	3.332.012	388.309	1.066.218
23024090	Sharps and other residues of other cereal other than of rice, whether or not in the form of pellet, derived from the sifting, milling or other working of cereal	5	14.005	61	1.881
23025000	Sharps and other residues, whether or not in the form of pellet, derived from the sifting, milling or other working of leguminous plants	120.700	583.704	117.366	448.268

Tabel-tabel

Lanjutan Tabel 2.5

H S	Uraian Komoditi	Berat Bersih (kg)		Nilai CIF (US\$)	
		Maret 2024	Jan–Mar 2024	Maret 2024	Jan–Mar 2024
(1)	(2)	(3)	(4)	(5)	(6)
23031090	Residues of starch manufacture and similar residues, other than of manioc (cassava) or sago	13.120.624	62.754.903	7.756.189	42.479.418
23032000	Beet-pulp, bagasse and other waste of sugar manufacture	–	25.049	–	10.261
23033000	Brewing or distilling dregs and waste	61.241.004	233.775.754	17.619.975	67.310.332
23040010	Defatted soya-bean flour, fit for human consumption	417.500	1.347.842	323.572	1.029.758
23040021	Soya-bean meal, fit for human consumption	405	405	1.577	1.577
23040029	Soya-bean meal, not fit for human consumption	–	33.600	–	63.571
23040090	Oil-cake and other solid residues, whether or not ground or in the form of pellets, resulting from the extraction of soya- bean oil, other than defatted soya-bean flour and soya-bean meal	467.636.006	1.327.295.573	243.363.992	731.642.891
23063000	Oil-cake and oth solid residues, of sunflower seeds, whether/not ground/in the form of pellets, resulting from the extraction of vegetable/microbial fats/oils, oth than those of heading 2304 or 2305	234.000	635.560	83.538	226.895
23064110	Oil-cake & oth solid residues, of low erucic acid rape seeds, w.o.n ground/in the form of pellets, resulting from the extraction of vegetable/microbial fats/oils, oth than those of heading 2304 / 2305	682.902	1.815.216	231.024	633.985
23064910	Oil-cake & oth solid residues, of other rape seeds , w.o.n ground/in the form of pellets, resulting from the extraction of vegetable/microbial fats/oils, oth than those of heading 2304 / 2305	2.776.069	9.543.189	934.079	3.240.218
23064920	Oil-cake & oth solid residues, of other colza seeds, w.o.n ground/in the form of pellets, resulting from the extraction of vegetable/microbial fats/oils, oth than those of heading 2304 / 2305	–	1	–	3
23065000	Oil-cake and oth solid residues, of coconut or copra, whether/not ground/in the form of pellets, resulting from the extraction of vegetable/microbial fats/oils, oth than those of heading 2304 or 2305	24.000	208.000	1.788	15.544
23066010	Oil-cake & oth solid residues, of palm nuts or kernels, resulting from the extraction of vegetable/microbial fats/oils, oth than those of heading 2304 / 2305, ground or in the form of pellets	1	1	10	10
23069010	Oil-cake & oth solid residues, of maize(corn) germ, w.o.n ground/in the form of pellets, resulting from the extraction of vegetable/microbial fats/oils, oth than those of heading 2304 / 2305	2	26.702	4	4.143
23069090	Oil-cake & oth solid residues, w.o.n ground/in the form of pellets, resulting from the extraction of vegetable/microbial fats/oils, oth than those of heading 2304 / 2305, other than HS code 23061000 to 23069010	634.702	1.127.702	204.582	410.699
23070000	Wine lees, argol	5	5	84	84
23080000	Vegetable materials and waste,vegetable residues, whether or not in pellets form, used in animal feeding, not else specified	701	31.905	128	11.883
23091010	Dog or cat food, put up for retail sale, containing meat	5.988.746	15.708.280	11.670.048	28.441.013
23091090	Dog or cat food, put up for retail sale, not containing meat	1.651.010	4.605.643	2.177.579	6.156.805
23099011	Complete feed of a kind suitable for poultry	37.802	311.428	13.388	479.486
23099012	Complete feed of a kind suitable for swine	1.677.000	4.836.152	1.895.399	4.120.922
23099013	Complete feed of a kind suitable for prawns	232.793	479.792	838.257	1.472.810
23099019	Complete feed of a kind suitable for animal other than poultry,swine,prawns,primates	179.814	473.804	483.418	1.102.079
23099020	Premixes, feed supplements or feed additives	4.117.196	11.618.555	14.374.321	39.001.693
23099090	Preparations of a kind used in animal feeding, other than HS code 23091010 to 23099020	1.663.892	4.008.498	2.224.681	5.020.701
24011010	Tobacco, not stemmed/stripped, virginia type, flue-cured	446.122	902.809	2.816.655	5.866.182
24011050	Tobacco, not stemmed/stripped, flue-cured, other than virginia and burley type	20.530	20.530	174.501	174.501
24011090	Tobacco, not stemmed/stripped, other than flue-cured, virginia and burley type	36.682	735.644	237.466	5.325.004
24012010	Tobacco, partly or wholly stemmed/stripped, virginia type, flue-cured	5.414.630	27.768.821	31.225.956	154.359.620
24012020	Tobacco, partly or wholly stemmed/stripped, virginia type, other than flue-cured	–	20.455	–	173.870
24012030	Tobacco, partly or wholly stemmed/stripped, oriental type	959.256	2.581.617	6.712.279	17.118.631
24012040	Tobacco, partly or wholly stemmed/stripped, burley type	285.540	1.228.640	1.633.755	6.862.721



Lanjutan Tabel 2.5

H S	Uraian Komoditi	Berat Bersih (kg)		Nilai CIF (US\$)	
		Maret 2024	Jan–Mar 2024	Maret 2024	Jan–Mar 2024
(1)	(2)	(3)	(4)	(5)	(6)
24012050	Tobacco, partly or wholly stemmed/stripped, flue-cured, other than virginia, oriental, and burley type	–	19	–	230
24012090	Tobacco, partly or wholly stemmed/stripped, other than flue-cured, virginia, oriental, and burley type	768.280	4.431.938	5.386.714	29.688.532
24013010	Tobacco stems	1.002.000	3.243.060	902.787	3.215.881
24013090	Tobacco refuse, other than tobacco stems	792.095	3.640.150	1.153.957	6.262.181
24021000	Cigars, cheroots and cigarillos, containing tobacco	11.515	32.562	115.118	453.460
24022020	Cigarettes containing tobacco, clove cigarettes	4.766	9.414	425.389	856.537
24022090	Cigarettes containing tobacco, other than beedies and clove cigarettes	58.988.148	61.833.674	11.769.635	43.135.881
24029010	Cigars, cheroots and cigarillos of tobacco substitutes	18	43	19.438	37.744
24029020	Cigarettes of tobacco substitutes	4	12	40	762
24031110	Water pipe tobacco specified in subheading note 1 to this chapter, packed for retail sale	4.139	15.924	40.030	186.954
24031919	Smoking tobacco, w.o.n containing tobacco substitutes in any proportion, packed for retail sale, other than ang hoon and water pipe tobacco	9	10	125	137
24031920	Manufactured tobacco for the manufacture of cigarettes, other than ang hoon and water pipe tobacco	694.066	1.618.890	3.663.493	9.785.080
24031999	Smoking tobacco, w.o.n containing tobacco substitutes in any proportion, packed not for retail sale, other than ang hoon and water pipe tobacco	141.290	396.010	1.321.830	3.926.728
24039190	"homogenised" or "reconstituted tobacco", other than packed for retail sale	140.857	492.400	1.441.577	4.510.660
24039910	Tobacco extracts and essences	30	46	915	1.169
24039930	Manufactured tobacco substitutes	–	2	–	124
24039950	Chewing and sucking tobacco	7	8	214	227
24039990	Manufactured tobacco and manufactured tobacco substitutes, other than HS code 24031110 to 24039950	66.512	260.016	350.425	1.757.250
24041100	Products intended for inhalation without combustion, containing tobacco or reconstituted tobacco	79	52.298	3.727	1.762.330
24041210	E-cigarette liquid or gel	143.888	303.738	6.028.910	12.552.291
24041290	Products intended for inhalation without combustion, containing nicotine, other than e-cigarette liquid or gel	8.704	19.748	562.214	1.274.004
24041920	Products intended for inhalation without combustion, containing nicotine substitutes	–	11	–	69
24049190	Products intended for inhalation without combustion, for oral application, other than nicotine chewing gum	326	472	63.460	79.403
24049290	Products intended for inhalation without combustion, for transdermal application, other than nicotine patch	–	16	–	217
24049900	Products intended for inhalation without combustion, other than HS code 24041100 to 24019210	3	5	48	516
25010010	Table salt	378.035	403.238	72.773	78.654
25010020	Unprocessed rock salt	4	32	10	317
25010050	Sea water	29	98	317	1.952
25010091	Salt with sodium chloride content more than 60 % but less than 97%, calculated on a dry basis, fortified with iodine	20	461	182	1.961
25010093	Salt with sodium chloride content 97 % or more, calculated on a dry basis	300.800.000	413.608.551	14.962.861	20.103.467
25010099	Salt (including table salt and denatured salt) and pure sodium chloride, w.o.n in aqueous solution or containing added anti-caking or free-flowing agents other than HS code 25010010 to 25010093	300.103	458.534	14.240	33.947
25020000	Unroasted iron pyrites	20.000	20.327	13.600	13.770
25030000	Sulphur of all kinds, other than sublimed sulphur, precipitated sulphur and colloidal sulphur	108.162.134	370.666.321	10.880.557	38.589.428
25041000	Natural graphite, in powder or in flakes	32.932	272.902	96.429	404.015
25049000	Natural graphite, not in powder nor in flakes	3.031	349.887	8.440	154.717
25051000	Silica sands and quartz sands	342.177	2.455.409	105.882	654.612
25059000	Natural sands of all kinds, whether or not coloured, other than metal-bearing sands of chapter 26, other than silica sands and quartz sands	58.562	5.633.183	66.435	323.668
25061000	Quartz	5.376.919	21.850.600	1.019.020	3.338.036
25062000	Quartzite	10.800.001	52.117.820	497.237	2.660.563

Tabel-tabel

Lanjutan Tabel 2.5

H S	Uraian Komoditi	Berat Bersih (kg)		Nilai CIF (US\$)	
		Maret 2024	Jan–Mar 2024	Maret 2024	Jan–Mar 2024
(1)	(2)	(3)	(4)	(5)	(6)
25070000	Kaolin and other kaolinic clays, whether or not calcined	6.085.476	18.247.694	1.952.739	6.031.490
25081000	Bentonite	51.277.478	126.381.965	4.489.335	8.339.812
25083000	Fire-clay	556.825	2.362.892	261.325	1.044.381
25084010	Fuller's earth	594.002	1.301.007	126.084	301.268
25084090	Clays(excl expanded clays), other than bentonite, fire-clay, fuller's earth	2.616.143	8.293.401	2.100.831	6.407.432
25085000	Andalusite, kyanite and sillimanite	88.003	201.004	55.973	123.796
25086000	Mullite	243.536	1.208.045	114.096	510.935
25087000	Chamotte or dinas earths	87.930	120.251	25.516	85.688
25090000	Chalk	100.108	100.248	22.099	25.230
25101010	Natural calcium phosphates, natural aluminium calcium phosphates and phosphatic chalk, unground, apatite	277	779	11.588	35.869
25102010	Natural calcium phosphates, natural aluminium calcium phosphates and phosphatic chalk, ground, apatite	4	72.004	9	88.448
25102090	Natural calcium phosphates, natural aluminium calcium phosphates and phosphatic chalk, ground, other than apatite	135.046.048	340.210.051	17.166.189	43.562.176
25111000	Natural barium sulphate (barytes)	1.460.682	4.557.937	409.119	1.383.184
25120000	Siliceous fossil meals (for example, kieselguhr, tripolite and diatomite) and similar siliceous earths, whether or not calcined, of an apparent specific gravity of 1 or less	187.188	604.973	148.306	412.219
25131000	Pumice stone	135.059	292.158	33.434	108.308
25132000	Emery, natural corundum, natural garnet and other natural abrasives	1.475.759	5.415.424	498.597	1.772.729
25140000	Slate, whether or not roughly trimmed or merely cut, by sawing or otherwise, into blocks or slabs of a rectangular (including square) shape	21.481	47.978	14.967	23.159
25151100	Marble and travertine, crude or roughly trimmed	20.700	93.284	21.944	39.964
25151210	Marble and travertine, merely cut, by sawing or otherwise, into blocks of a rectangular (including square) shape	1.542.140	3.168.993	491.778	1.219.863
25151220	Marble and travertine, merely cut, by sawing or otherwise, into slabs of a rectangular (including square) shape	111.557	641.026	57.207	310.999
25152000	Ecaussine and other calcareous monumental or building stone, alabaster	–	15	–	200
25161100	Granite, crude or roughly trimmed	24.120	46.816	33.919	47.331
25161210	Granite, merely cut, by sawing or otherwise, into blocks of a rectangular (including square) shape	224.640	377.628	81.751	151.128
25161220	Granite, merely cut, by sawing or otherwise, into slabs of a rectangular (including square) shape	256.112	929.667	106.927	378.257
25162010	Sandstone, crude or roughly trimmed	–	5.597	–	5.113
25162020	Sandstone, merely cut, by sawing or otherwise, into blocks or slabs of a rectangular (including square) shape	1.957	24.756	1.719	10.833
25169000	Porphyry, basalt, and other monumental or building stone, other than HS code 25161100 to 25162020	–	48	–	1.040
25171000	Pebbles, gravel, broken or crushed stone, of a kind commonly used for concrete aggregates, for road metalling or for railway or other ballast, shingle and flint, whether or not heat-treated	49.753.411	200.613.961	468.166	1.952.802
25172000	Macadam of slag, dross or similar industrial waste, whether or not incorporating the materials cited in subheading 251710	20.070	20.202	4.625	4.977
25173000	Tarred macadam	3.230.000	3.754.000	164.287	190.676
25174100	Granules, chippings and powder, of marble, whether or not heat-treated	25.333	151.717	6.716	38.928
25174900	Granules, chippings and powder, of stones of heading 2515 or 2516, other than marble, whether or not heat-treated	4.432.751	22.211.211	48.917	247.073
25181000	Dolomite, not calcined or sintered, including roughly trimmed or merely cut, by sawing or otherwise, into blocks or slabs of a rectangular (including square) shape	276.000	1.096.980	86.495	292.309
25182000	Calcined or sintered dolomite, including roughly trimmed or merely cut, by sawing or otherwise, into blocks or slabs of a rectangular (including square) shape	–	49.444	–	27.738
25191000	Natural magnesium carbonate (magnesite)	68.005.350	463.199.025	1.300.285	10.369.384
25199010	Fused magnesia, dead-burned (sintered) magnesia	10.837.342	32.783.030	2.934.857	9.441.634
25199090	Magnesium oxide, whether or not pure, other than fused magnesia, dead-burned (sintered) magnesia	1.329.286	14.033.847	254.150	2.371.933

Lanjutan Tabel 2.5

H S	Uraian Komoditi	Berat Bersih (kg)		Nilai CIF (US\$)	
		Maret 2024	Jan-Mar 2024	Maret 2024	Jan-Mar 2024
(1)	(2)	(3)	(4)	(5)	(6)
25201000	Gypsum, anhydrite	172.431.049	580.981.463	5.237.200	18.168.372
25202010	Plasters, of a kind suitable for use in dentistry	5.650	65.165	7.189	53.671
25202090	Plasters, not of a kind suitable for use in dentistry	1.380.341	3.994.849	419.798	1.198.724
25210000	Limestone flux, limestone and other calcareous stone, of a kind used for the manufacture of lime or cement	6.440.681	64.199.476	218.647	1.856.989
25221000	Quicklime	29.394.789	139.766.110	3.544.161	16.757.662
25222000	Slaked lime	34.951	186.287	10.387	68.176
25223000	Hydraulic lime	—	25.500	—	12.495
25232100	Portland cement, white cement, whether or not artificially coloured	7.012	181.287	2.790	62.802
25232990	Portland cement, other than white cement and coloured cement	11	83.080	75	34.610
25233000	Aluminous cement	324.500	1.275.986	293.308	1.044.303
25239000	Slag cement, supersulphate cement and similar hydraulic cements, whether or not coloured or in the form of clinkers	—	48	—	652
25249000	Asbestos, other than crocidolite	6.453.000	21.305.583	3.863.045	12.845.647
25251000	Crude mica and mica rifted into sheets or splittings	634	9.054	25.239	45.093
25252000	Mica powder	261.659	869.527	171.004	626.471
25261000	Natural steatite, whether or not roughly trimmed or merely cut, by sawing or otherwise, into blocks or slabs of a rectangular (including square) shape, not crushed, not powered	109.129	557.170	11.746	61.408
25262010	Natural steatite, whether or not roughly trimmed or merely cut, by sawing or otherwise, into blocks or slabs of a rectangular (including square) shape, talc powder	5.621.819	26.233.358	1.321.924	5.464.078
25262090	Natural steatite, whether or not roughly trimmed or merely cut, by sawing or otherwise, into blocks or slabs of a rectangular (including square) shape, crushed	907.586	2.622.038	343.405	861.446
25280000	Natural borates and concentrates thereof (w.o.n calcined), but not incl borates separated from natural brine, natural boric acid containing not more than 85 % of H3BO3 calculated on the dry weight	120.004	3.495.122	61.852	1.783.845
25291010	Potash feldspar, soda feldspar	13.315.106	57.324.942	942.881	3.604.415
25291090	Feldspar, other than potash and soda feldspar	1.155.608	3.715.575	166.769	459.300
25292100	Fluorspar, containing by weight 97 % or less of calcium fluoride	608.170	13.230.634	290.820	5.968.738
25292200	Fluorspar, containing by weight more than 97 % of calcium fluoride	54.000	159.000	43.200	128.990
25293000	Leucite, nepheline and nepheline syenite	273.215	2.443.278	113.643	1.007.135
25301000	Vermiculite, perlite and chlorites, unexpanded	463.072	1.154.545	99.208	212.652
25302010	Kieserite	7.449.995	22.359.706	765.227	2.272.530
25302020	Epsomite (natural magnesium sulphates)	1.348	1.572	1.893	2.303
25309010	Micronized zircon sand (zirconium silicate) of a kind used as an opacifier	227.000	433.951	343.247	785.627
25309090	Mineral substances, other than HS code 25301000 to 25309010	1.811.000	7.211.239	355.885	1.234.998
26011110	Iron ores and concentrates, other than roasted iron pyrites, non-agglomerated, haematite and concentrates	585.526.446	1.584.389.747	71.327.570	199.356.366
26011190	Iron ores and concentrates, other than roasted iron pyrites, non-agglomerated, other than haematite and concentrates	308.988.136	1.172.605.529	39.759.534	150.335.169
26011210	Iron ores and concentrates, other than roasted iron pyrites, agglomerated, haematite and concentrates	59.532.000	177.646.150	8.313.739	25.504.999
26011290	Iron ores and concentrates, other than roasted iron pyrites, agglomerated, other than haematite and concentrates	2	106.670.937	146	18.712.353
26020000	Manganese ores and concentrates, including ferruginous manganese ores and concentrates with a manganese content of 20 % or more, calculated on the dry weight	80.941.200	146.486.163	10.840.491	20.927.867
26030000	Copper ores and concentrates	319.960	1.787.996	65.889	276.003
26040000	Nickel ores and concentrates	227.003.600	227.015.817	9.993.971	10.299.521
26060000	Aluminium ores and concentrates	98.064	503.607	51.584	239.370
26070000	Lead ores and concentrates	3.019.803	6.338.410	1.299.631	2.726.633
26080000	Zinc ores and concentrates	1.419.943	5.235.455	398.634	1.417.394
26090000	Tin ores and concentrates	—	1.050	—	10.259
26100000	Chromium ores and concentrates	143.980.326	269.854.105	42.447.399	79.106.622
26110000	Tungsten ores and concentrates	—	1.808	—	4.827
26140090	Titanium ores and concentrates, other than ilmenite	390.000	1.295.000	703.300	2.371.310
26151000	Zirconium ores and concentrates	4.500	69.284	23.937	288.065
26159000	Niobium, tantalum, vanadium ores and concentrates	213	912	1.616	7.978
26169000	Precious metal ores and concentrates, other than silver ores	—	513	—	1.852

Tabel-tabel

Lanjutan Tabel 2.5

H S	Uraian Komoditi	Berat Bersih (kg)		Nilai CIF (US\$)	
		Maret 2024	Jan–Mar 2024	Maret 2024	Jan–Mar 2024
(1)	(2)	(3)	(4)	(5)	(6)
26171000	Antimony ores and concentrates	6	6	45	45
26179000	Other ores and concentrates not elsewhere classified in chapter 26	24	72	1.509	4.449
26180000	Granulated slag (slag sand) from the manufacture of iron or steel	36	149	4.390	5.828
26190000	Slag, dross (other than granulated slag), scalings and other waste from the manufacture of iron or steel	–	227.105.360	–	27.547.689
26201900	Slag, ash and residues (other than from the manufacture of iron or steel), containing mainly zinc, other than hard zinc spelter	23.020	23.020	30.070	30.070
27011100	Anthracite, whether or not pulverised, but not agglomerated	280.082.900	890.898.417	54.049.350	176.483.697
27011210	Bituminous coal, whether or not pulverised, but not agglomerated, coking coal	955.088.739	2.745.042.986	198.575.471	623.931.546
27011290	Bituminous coal, whether or not pulverised, but not agglomerated, other than coking coal	87.106.054	87.226.223	10.416.698	10.515.601
27011900	Coal, whether or not pulverised, but not agglomerated, other than anthracite and bituminous	166.024.187	230.686.411	38.771.521	59.271.847
27012000	Briquettes, ovoids and similar solid fuels manufactured from coal	61	61	312	312
27022000	Agglomerated lignite	–	36.136	–	26.018
27030010	Peat, whether or not compressed into bales, but not agglomerated	–	76.048	–	33.382
27040010	Coke and semi-coke of coal	36.330.125	588.303.815	8.571.208	135.575.996
27040020	Coke and semi-coke of lignite or of peat	–	31.401.738	–	7.211.212
27040030	Retort carbon	500.000	1.172.000	170.000	413.600
27050000	Coal gas, water gas, producer gas and similar gases, other than petroleum gases and other gaseous hydrocarbons	–	7	–	143
27060000	Tar distilled from coal, from lignite or from peat, and other mineral tars, whether or not dehydrated or partially distilled, including reconstituted tars	–	8.784	–	20.732
27072000	Toluol (toluene)	207	351	1.094	1.972
27073000	Xylol (xylenes)	2.582.522	6.146.600	2.541.149	5.891.395
27074000	Naphthalene	20.010	178.998	25.515	160.707
27075000	Oth aromatic hydrocarbon mixtures of which 65 %/more by volume (incl losses) distils at 250°C by the ISO 3405 method (equivalent to the astm d 86 method) other than benxol, toluol, xylol, naphthalene	8.769.201	23.362.347	8.478.707	21.687.472
27079910	Oils and other products of the distillation of high temperature coal tar, carbon black feedstock	36.040	108.100	27.317	80.826
27079990	Oils and other products of the distillation of high temperature coal tar, other than HS code 27071000 to 27079010	3.515.858	6.862.048	4.229.285	7.590.682
27081000	Pitch, obtained from coal tar or from other mineral tars	100.793	4.313.216	70.393	3.601.950
27082000	Pitch coke, obtained from coal tar or from other mineral tars	60.000	156.162	40.080	111.011
27090010	Crude petroleum oils	1.294.242.839	3.670.394.756	803.525.163	2.197.268.022
27090020	Condensates	37.731.384	299.934.264	26.021.271	203.924.835
27090090	Petroleum oils obtained from bituminous minerals other than crude petroleum oils and condensates	–	16	–	728
27101221	Motor spirit, unleaded, of RON 97 and above, unblended	13.969.980	16.972.936	12.332.035	14.804.875
27101224	Motor spirit, unleaded, of RON 90 and above but below RON 97, unblended	1.570.279.169	3.911.153.385	1.272.694.421	3.069.802.507
27101225	Motor spirit, unleaded, of RON 90 and above but below RON 97, blended with ethanol	121	125	1.907	2.156
27101226	Motor spirit, unleaded, of RON 90 and above but below RON 97, blended other than ethanol	–	27.558.522	–	21.385.000
27101229	Motor spirit, unleaded, of below RON 90, blended other than ethanol	19.127.600	53.176.152	15.805.086	44.787.930
27101231	Aviation spirit, of a kind used in aviation piston-engines, 100 octane and above	69.279	332.949	119.421	559.391
27101240	Tetrapropylene	2.396	4.626	10.314	25.094
27101250	White spirit	3.409.000	6.085.389	3.237.950	5.904.764
27101260	Low aromatic solvents containing by weight less than 1 % aromatic content	948.828	4.400.951	1.105.605	4.997.485
27101270	Solvent spirits containing by weight more than 1 % aromatic content	15.643	28.839	60.566	102.861
27101280	Naphtha, reformates and other preparations of a kind used for blending into motor spirits	148.240.705	445.118.084	105.865.480	312.506.535
27101292	Petroleum spirit, having a flash point of less than 23°C	12.000	53.630	46.352	194.215
27101299	Petroleum spirit, having a flash point of more than 23°C	995.752	2.074.328	1.077.325	2.295.718
27101920	Topped crudes	568.942	1.345.045	559.983	1.405.361
27101930	Carbon black feedstock	194.108	194.573	515.078	521.563

Lanjutan Tabel 2.5

H S	Uraian Komoditi	Berat Bersih (kg)		Nilai CIF (US\$)	
		Maret 2024	Jan-Mar 2024	Maret 2024	Jan-Mar 2024
(1)	(2)	(3)	(4)	(5)	(6)
27101941	Lubricating oil feedstock	47.756.368	137.324.861	47.026.988	134.751.022
27101942	Lubricating oils for aircraft engines	2.894	3.974	50.612	72.562
27101944	Lubricating greases	1.989.455	5.347.923	6.440.438	16.885.984
27101945	Lubricating oils for textile	148.944	355.023	186.846	454.952
27101946	Lubricating oils other than HS 27101941 to 27101946	7.002.282	15.152.353	14.030.825	32.453.998
27101950	Hydraulic brake fluid	50.739	150.284	106.010	336.046
27101960	Transformer and circuit breakers oils	1.413.177	3.042.699	1.569.406	3.546.335
27101971	Automotive diesel fuel	675.133.221	1.895.443.416	530.931.084	1.470.103.664
27101972	Diesel fuels other than automotive diesel fuel	4	4	19	19
27101979	Fuel oils	146.848.036	286.807.002	62.142.696	149.874.436
27101981	Aviation turbine fuel (jet fuel) having a flash point of 23°C or more	107.176.354	285.569.520	89.843.810	234.897.643
27101983	Other kerosene	—	1	—	128
27101989	Other medium oils and preparations	18.903.384	44.907.551	19.893.144	46.808.648
27101990	Petroleum oil&oil obtain from bituminous mineral oth than crude&preparation n.e.s/incl,cont by weight ≥70% of oils mention before, these oils being the basic constituents of the preparations, not cont biodiesel&oth than waste oils, oth than hs 27101211-27101989	5.320.267	21.870.799	6.739.826	24.757.964
27102000	Petroleum oil&oil obtain from bituminous mineral oth than crude&preparations n.e.s/incl, cont by weight≥70% of oil mention before,these oil being the basic constituent of the preparation, cont biodiesel, oth than waste oil	367	3.660	1.720	23.640
27109900	Waste oils, other than containing polychlorinated biphenyls (PCBs), polychlorinated terphenyls (PCTs) or polybrominated biphenyls (PBBs)	129	510	2.484	12.120
27111200	Liquefied, propane	231.950.461	787.356.447	130.160.007	427.010.173
27111300	Liquefied, butanes	229.562.062	788.995.186	131.738.952	447.368.151
27111410	Liquefied, butanes	—	25.869	—	160.035
27111490	Liquefied, propylene, butylene and butadiene	63	1.991.017	8.968	1.829.539
27111900	Petroleum gases and other gaseous hydrocarbons, other than HS code 217111100 to 27111300	2.999.631	6.000.093	2.198.730	4.390.337
27112900	Petroleum gases and other gaseous hydrocarbons, in gaseous state , other than natural gas	12.694	18.111	2.481	40.135
27121000	Petroleum jelly	114.662	447.676	232.590	780.334
27122000	Paraffin wax containing by weight less than 0.75 % of oil	773.019	2.249.052	881.688	2.679.250
27129010	Paraffin wax containing by weight more than 0.75 % of oil	1.626.818	5.383.208	848.237	3.039.508
27129090	Microcrystalline petroleum wax, slack wax, ozokerite, lignite wax, peat wax, other mineral waxes, and similar products obtained by synthesis or by other processes, whether or not coloured	255.161	893.336	582.324	1.927.938
27131100	Petroleum coke, not calcined	22.093.227	44.093.232	4.694.086	10.194.233
27131200	Petroleum coke, calcined	697.191	1.062.134	958.974	1.277.713
27132000	Petroleum bitumen	71.791.843	233.702.346	32.189.823	107.329.700
27139000	Other residues of petroleum oils or of oils obtained from bituminous minerals, other than petroleum coke and petroleum bitumen	—	6.430	—	11.781
27149000	Bitumen and asphalt, natural, asphaltites and asphaltic rocks	99.126	665.685	157.985	799.164
27150010	Polyurethane tar coatings	8.731	11.212	7.214	26.452
27150090	Bituminous mixtures based on natural asphalt, on natural bitumen, on petroleum bitumen, on mineral tar/on mineral tar pitch (example, bituminous mastics, cut- backs), oth than polyurethane tar coatings	5.864	432.074	29.094	848.583
27160000	Electrical energy	1	282	5.001.180	15.197.835
28011000	Chlorine	48.913	189.344	29.323	102.150
28012000	Iodine	2	2.337	999	98.284
28013000	Fluorine, bromine	—	15	—	1.035
28020000	Sulphur, sublimed or precipitated, colloidal sulphur	172.501	856.578	179.758	3.416.166
28030020	Acetylene black	436.919	1.714.073	825.185	2.983.024
28030041	Carbon blacks of a kind used for rubber processing, other than acetylene black	10.819.968	33.964.204	14.348.994	45.332.572
28030049	Carbon blacks not of a kind used for rubber processing, other than acetylene black	423.375	1.114.741	784.182	1.946.036
28030090	Carbon (carbon blacks and other forms of carbon not elsewhere specified or included), other than acetylene black and carbon blacks	7.432.702	25.638.205	10.313.723	33.856.516
28041000	Hydrogen	55.464	1.475.972	9.946	187.511

Tabel-tabel

Lanjutan Tabel 2.5

H S	Uraian Komoditi	Berat Bersih (kg)		Nilai CIF (US\$)	
		Maret 2024	Jan–Mar 2024	Maret 2024	Jan–Mar 2024
(1)	(2)	(3)	(4)	(5)	(6)
28042100	Rare gases, argon	1.896.648	11.825.876	689.429	4.831.295
28042900	Rare gases, other than argon	56.308	121.908	1.091.870	2.031.844
28043000	Nitrogen	22.339	685.445	26.727	215.895
28044000	Oxygen	80.547	439.514	18.670	105.136
28045000	Boron, tellurium	80	80	64.232	64.232
28046100	Silicon, containing by weight not less than 9999 % of silicon	6.995	24.148	1.127.363	3.287.421
28046900	Silicon, other than containing by weight not less than 9999 % of silicon	1.514.133	5.237.007	3.023.541	10.730.396
28047000	Phosphorus	22	3.836	102	2.613
28048000	Arsenic	–	15.010	–	15.089
28049000	Selenium	65	8.103	2.332	307.755
28051100	Alkali or alkaline-earth metals, sodium	1.202	1.410	1.751	3.225
28051200	Alkali or alkaline-earth metals, calcium	–	8.769	–	8.472
28051900	Alkali or alkaline-earth metals, other than sodium and calcium	13.601	37.872	1.080.330	3.992.325
28053000	Rare-earth metals, scandium and yttrium, whether or not intermixed or interalloyed	50	51	3.086	3.103
28061000	Hydrogen chloride (hydrochloric acid)	38.571	60.565	326.361	369.204
28062000	Chlorosulphuric acid	1	1	204	204
28070010	Sulphuric acid containing by weight more than 80 % of h2so4	71.478.267	381.949.673	3.339.101	20.231.756
28070090	Oleum	1	5	363	365
28080000	Nitric acid, sulphonitric acids	1.711.991	8.379.457	645.364	3.183.122
28091000	Diphosphorous pentaoxide	5.800	44.696	22.220	114.265
28092031	Food grade, hypophosphoric acid	712	714	7.591	7.641
28092032	Food grade, phosphoric acid	3.528.700	13.448.140	3.519.718	13.575.108
28092039	Phosphoric acid and polyphosphoric acids, food grade, other than hypophosphoric acid and phosphoric acid	26.438	135.358	27.001	142.578
28092091	Non food grade, hypophosphoric acid	59	272	718	4.000
28092092	Non food grade, phosphoric acid	16	71.937	2.201	137.347
28092099	Phosphoric acid and polyphosphoric acids, non food grade, other than hypophosphoric acid and phosphoric acid	244.526	345.730	296.078	491.440
28100010	Oxides of boron	733	3.283	3.693	13.602
28100020	Boric acids	168.000	546.000	176.820	591.570
28111100	Hydrogen fluoride (hydrofluoric acid)	11.071	1.301.873	41.622	1.502.532
28111910	Arsenic acid	5.416	12.370	20.773	64.406
28111920	Aminosulphonic acid (sulphamic acid)	543.700	1.034.536	316.637	661.335
28111990	Other inorganic acids, other than HS code 28111100 to 28111920	184.955	563.949	246.475	775.514
28112100	Carbon dioxide	816.809	5.052.495	244.974	1.463.373
28112210	Silicon dioxide, in powder form	3.672.746	11.378.540	4.009.242	12.388.851
28112290	Silicon dioxide, other than in powder form	1.996.663	8.181.174	2.011.987	7.829.222
28112920	Sulphur dioxide	132	23.898	23.299	116.026
28112990	Other inorganic oxygen compounds of non-metals other than HS code 28112100 to 28112920	85.546	504.718	194.979	1.338.596
28121900	Chlorides and chloride oxides, other than HS code 28121100 to 28121700	6	38	1.788	2.475
28129000	Halides and halide oxides of non-metals, other than chlorides and chloride oxides	5.001	21.643	36.543	169.480
28131000	Carbon disulphide	–	64	–	786
28139000	Sulphides of non-metals, commercial phosphorus trisulphide, other than carbon disulphide	4	216	33	12.323
28141000	Anhydrous ammonia	361	12.297.280	16.094	5.118.467
28142000	Ammonia in aqueous solution	16.966	31.808	34.501	62.292
28151100	Sodium hydroxide (caustic soda), solid	4.547.715	26.247.971	2.578.408	14.046.318
28151200	Sodium hydroxide (caustic soda), in aqueous solution (soda lye or liquid soda)	40.947.921	133.770.373	14.777.383	44.313.214
28152000	Potassium hydroxide (caustic potash)	2.564.675	5.713.641	2.330.807	5.586.072
28153000	Peroxides of sodium or potassium	72.841	109.140	51.860	171.891
28161000	Hydroxide and peroxide of magnesium	207.693	903.482	277.887	1.094.407
28164000	Oxides, hydroxides and peroxides, of strontium or barium	5	43.241	821	157.893
28170010	Zinc oxide	467.935	1.015.836	1.173.472	2.916.735
28170020	Zinc peroxide	25.665	34.946	100.676	275.234
28181000	Artificial corundum, whether or not chemically defined	787.811	3.296.581	615.267	2.727.684
28182000	Aluminium oxide, other than artificial corundum	83.967.570	249.886.303	32.467.808	95.010.197
28183000	Aluminium hydroxide	4.350.844	5.887.808	1.299.558	2.537.984

Lanjutan Tabel 2.5

H S	Uraian Komoditi	Berat Bersih (kg)		Nilai CIF (US\$)	
		Maret 2024	Jan-Mar 2024	Maret 2024	Jan-Mar 2024
(1)	(2)	(3)	(4)	(5)	(6)
28191000	Chromium trioxide	55.598	228.796	190.428	811.777
28199000	Chromium oxides and hydroxides, other than chromium trioxide	40.899	73.373	251.449	525.268
28201000	Manganese dioxide	2.055.222	6.175.427	4.250.167	12.813.799
28209000	Manganese oxides, other than manganese dioxide	160.001	339.433	102.513	233.208
28211000	Iron oxides and hydroxides	514.158	1.899.448	621.801	2.338.066
28212000	Earth colours containing 70 % or more by weight of combined iron evaluated as Fe2O3	57.588	265.332	116.416	537.412
28220000	Cobalt oxides and hydroxides, commercial cobalt oxides	6.000	16.011	124.800	355.166
28230000	Titanium oxides	277.915	954.755	816.044	2.787.092
28241000	Lead monoxide (litharge, massicot)	283	1.697	1.601	12.071
28249000	Lead oxides, red lead and orange lead, other than lead monoxide	19.000	41.013	45.194	92.938
28251000	Hydrazine and hydroxylamine and their inorganic salts	80.203	284.796	266.648	966.219
28252000	Lithium oxide and hydroxide	10.629	75.907	156.037	1.639.492
28253000	Vanadium oxides and hydroxides	3.151	3.151	64.274	64.274
28254000	Nickel oxides and hydroxides	40.520	68.602	770.320	1.337.890
28255000	Copper oxides and hydroxides	196.832	672.918	1.225.925	3.950.455
28256000	Germanium oxides and zirconium dioxide	1.276	13.677	42.721	408.630
28257000	Molybdenum oxides and hydroxides	—	3	—	459
28258000	Antimony oxides	63.421	222.327	742.007	2.464.649
28259000	Hydrazine and hydroxylamine and their inorganic salts, other inorganic bases, other metal oxides, hydroxides and peroxides, other than hs code 28251000 to 28258000	779.962	1.825.481	276.645	731.110
28261200	Fluorides, of aluminium	34	1.200.034	2.424	1.622.582
28261900	Fluorides, other than of aluminium	117.160	235.423	189.032	1.053.095
28263000	Sodium hexafluoroaluminate (synthetic cryolite)	6	22.009	45	37.280
28269000	Fluorosilicates, fluoroaluminates and other complex fluorine salts, other than fluorides and sodium hexafluoroaluminate	425.802	661.764	818.147	1.379.472
28271000	Ammonium chloride	7.578.738	45.750.627	1.290.130	6.825.835
28272010	Calcium chloride, containing 73 % - 80 % by weight	462.675	1.782.889	80.036	365.388
28272090	Calcium chloride, containing < 73 % and > 80 % by weight	631.630	3.479.195	277.873	1.035.253
28273100	Chlorides other than ammonium chloride and calcium chloride, of magnesium	452.997	2.247.726	168.183	554.470
28273200	Chlorides other than ammonium chloride and calcium chloride, of aluminium	4.514.652	13.194.409	1.225.001	3.648.615
28273500	Chlorides other than ammonium chloride and calcium chloride, of nickel	7.070	47.008	45.809	318.397
28273910	Chlorides other than ammonium chloride and calcium chloride, of barium or of cobalt	3.408	83.463	50.362	94.160
28273920	Chlorides other than ammonium chloride and calcium chloride, of iron	619.792	1.519.604	117.781	302.481
28273930	Chlorides other than ammonium chloride and calcium chloride, of zinc	80.004	107.138	69.894	112.190
28273990	Chlorides other than ammonium chloride and calcium chloride, other than HS code 28271000 to 28273990	235.555	417.129	812.559	2.036.127
28274100	Chloride oxides and chloride hydroxides, of copper	59.273	270.679	320.566	1.543.138
28274900	Chloride oxides and chloride hydroxides, other than of copper	79.225	492.317	69.121	481.128
28275100	Bromides of sodium or of potassium	33.000	161.831	103.800	526.148
28275900	Bromides and bromide oxides, other than bromides of sodium or of potassium	75.397	87.616	226.354	297.931
28276000	Iodides and iodide oxides	6.356	19.274	360.021	856.546
28281000	Commercial calcium hypochlorite and other calcium hypochlorites	207.654	801.350	314.402	1.048.430
28289010	Sodium hypochlorite	439	5.480	1.685	14.983
28289090	Hypochlorites, other than sodium hypochlorite, chlorites, hypobromites	53.540	220.669	138.042	386.449
28291100	Chlorates, of sodium	379.008	1.173.777	307.526	939.735
28291900	Chlorates, other than sodium	—	149.000	—	223.969
28299010	Sodium perchlorate	51.326	53.629	156.646	275.249
28299090	Perchlorates other than sodium, bromates and perbromates, iodates and periodates	10.501	41.316	106.497	717.172
28301000	Sodium sulphides	359.001	1.150.194	192.345	782.986
28309010	Cadmium sulphide or zinc sulphide	15.000	16.100	12.600	20.000
28309090	Sulphides, polysulphides, whether or not chemically defined, other than sodium, cadmium, and zinc sulphide	505.389	519.263	101.025	436.031

Tabel-tabel

Lanjutan Tabel 2.5

H S	Uraian Komoditi	Berat Bersih (kg)		Nilai CIF (US\$)	
		Maret 2024	Jan–Mar 2024	Maret 2024	Jan–Mar 2024
(1)	(2)	(3)	(4)	(5)	(6)
28311000	Dithionites and sulphonylates, of sodium	903.013	2.176.167	777.083	2.201.124
28319000	Dithionites and sulphonylates, other than sodium	18.013	49.031	25.382	154.227
28321000	Sodium sulphites	1.252.722	6.645.861	589.451	2.766.680
28322000	Sulphites, other than sodium sulphites	149.612	448.071	40.090	139.394
28323000	Thiosulphates	598.998	852.271	62.712	129.734
28331100	Disodium sulphate	30.734.729	88.015.250	2.659.510	7.641.775
28331900	Sodium sulphates, other than disodium sulphate	253.482	548.831	178.986	395.181
28332100	Sulphates of magnesium	7.602.409	12.976.740	914.463	1.690.569
28332290	Sulphates of aluminium, not commercial grade	109.596	110.121	27.212	29.692
28332400	Sulphates of nickel	46.071	189.195	322.982	1.129.776
28332500	Sulphates of copper	785.035	2.576.682	1.803.973	5.794.701
28332700	Sulphates of barium	277.937	912.215	251.947	822.698
28332920	Tribasic lead sulphate	132.060	514.054	141.544	374.803
28332930	Sulphates of chromium	483.006	1.324.857	331.432	871.517
28332940	Sulphates of zinc	287.130	886.000	202.951	546.055
28332990	Sulphates, other than HS code 28331100 to 28332940	744.206	2.167.370	331.602	1.406.416
28333000	Alums	15.033	36.649	30.149	75.508
28334000	Peroxosulphates (persulphates)	294.038	638.580	347.711	787.062
28341000	Nitrites	200.275	646.875	120.683	439.076
28342100	Nitrates, of potassium	1.121.370	2.762.002	948.348	2.332.739
28342910	Nitrates, of bismuth	108.002	108.082	30.655	31.491
28342990	Nitrates, other than potassium and bismuth	264.503	1.602.675	297.987	1.319.815
28351000	Phosphinates (hypophosphites) and phosphonates (phosphites)	41.123	176.638	135.027	531.064
28352200	Phosphates, of mono or disodium	186.661	596.835	284.123	1.021.948
28352400	Phosphates, of potassium	1.179.630	2.604.821	2.074.300	4.465.712
28352510	Calcium hydrogenorthophosphate ("dicalcium phosphate"), feed grade	3.097.451	17.191.528	1.404.659	8.148.902
28352590	Calcium hydrogenorthophosphate ("dicalcium phosphate"), other than feed grade	122.750	460.710	287.107	877.208
28352600	Phosphates of calcium other than calcium hydrogenorthophosphate	3.293.342	9.369.993	2.051.396	5.977.426
28352910	Phosphates, of trisodium	408.655	929.021	107.637	298.128
28352990	Phosphates, other than HS code 28352200 to 28352910	91.625	246.060	268.444	713.067
28353110	Sodium triphosphate (sodium tripolyphosphate), food grade	395.107	1.269.172	575.115	1.933.989
28353190	Sodium triphosphate (sodium tripolyphosphate), other than food grade	103	8.212.104	2.730	7.947.333
28353910	Tetrasodium pyrophosphate	179.556	296.414	270.107	483.196
28353990	polyphosphates, other than sodium triphosphate (sodium tripolyphosphate) and tetrasodium pyrophosphate	707.452	2.097.325	1.261.849	3.861.933
28362000	Disodium carbonate	35.364.789	179.915.328	9.236.567	50.989.895
28363000	Sodium hydrogencarbonate (sodium bicarbonate)	10.805.414	26.349.307	3.238.652	7.898.200
28364000	Potassium carbonates	1.025.509	2.978.714	1.106.811	3.428.000
28365010	Calcium carbonate, food or pharmaceutical grade	991.347	2.762.737	424.308	1.331.990
28365090	Calcium carbonate, other than food or pharmaceutical grade	7.804.506	24.950.262	2.330.461	7.314.922
28366000	Barium carbonate	129.000	1.282.100	69.810	725.508
28369100	Lithium carbonates	1.360	5.146	32.157	90.623
28369200	Strontium carbonate	28.000	316.697	44.738	389.894
28369910	Commercial ammonium carbonate	338.163	1.015.067	163.509	472.667
28369920	Lead carbonates	—	16.003	—	51.902
28369990	Carbonates, peroxocarbonates (percarbonates), other than HS code 28362000 to 28369920	909.491	3.537.392	979.642	3.047.928
28371100	Cyanides and cyanide oxides, of sodium	1.441.200	3.140.605	3.344.828	7.180.284
28371900	Cyanides and cyanide oxides, other than sodium	350	369	11.893	21.177
28372000	Complex cyanides	1.020	2.833	2.917	7.415
28391100	Sodium metasilicates	712.176	882.980	417.082	557.568
28391920	Sodium orthosilicate, sodium pyrosilicate	1.503.737	7.305.078	437.723	2.108.680
28391990	Silicates of sodium, other than sodium orthosilicate and sodium pyrosilicate	399.000	1.250.200	342.904	1.089.460
28399000	Silicates, commercial alkali metal silicates, other than sodium	766.237	2.285.444	701.674	2.141.361
28401900	Disodium tetraborate (refined borax), other than anhydrous	168.030	5.664.030	116.135	3.570.575
28402000	Borates, peroxoborates (perborates), other than disodium tetraborate (refined borax)	614	22.114	63.383	169.734
28413000	Sodium dichromate	—	117.629	—	227.223
28415000	Other chromates and dichromates, peroxochromates	3	155	397	16.627



Lanjutan Tabel 2.5

H S	Uraian Komoditi	Berat Bersih (kg)		Nilai CIF (US\$)	
		Maret 2024	Jan–Mar 2024	Maret 2024	Jan–Mar 2024
(1)	(2)	(3)	(4)	(5)	(6)
28416100	Potassium permanganate	–	105.000	–	214.050
28416900	Manganites, manganates and permanganates, other than potassium permanganate	68	347	3.665	15.080
28417000	Molybdates	1.528	10.359	23.870	166.011
28418000	Tungstates (wolframates)	11	67	158	2.351
28419000	Salts of oxometallic or peroxometallic acids, other than HS code 28413000 to 28418000	792.303	2.185.643	8.938.121	12.340.481
28421000	Double or complex silicates, including aluminosilicates whether or not chemically defined	1.744.048	5.036.291	981.816	2.883.276
28429010	Sodium arsenite	147.400	183.475	3.607.174	4.427.516
28429030	Other fulminates, cyanates and thiocyanates	80	380	2.176	12.877
28429090	Other salts of inorganic acids or peroxyacids, other than azides, other than HS code 284210000 to 28429030	179.939	773.599	510.398	1.582.981
28431000	Colloidal precious metals	7.800	12.913	4.758.602	10.293.098
28432100	Silver nitrate	26	1.853	6.139	93.623
28432900	Silver compounds, other than silver nitrate	4.193	4.889	104.775	447.372
28433000	Gold compounds	18	43	570.555	1.391.799
28439000	Compounds, other than silver and gold, amalgams of precious metals	104	503	66.012	1.150.105
28444300	Other radioactive elements and isotopes and compounds, other alloys, dispersions (including cermets), ceramic products and mixtures containing these elements, isotopes or compounds	4.459	13.511	399.538	1.254.608
28444400	Radioactive residues	601	1.007	255.426	408.559
28451000	Heavy water (deuterium oxide)	3	316	169	67.335
28453000	Lithium enriched in lithium-6 and its compounds	1	32	107	3.783
28454000	Helium-3	4.707	7.359	362.577	507.252
28459000	Isotopes other than those of heading 2844, compounds, inorganic or organic, of such isotopes, whether or not chemically defined, other than HS code 28451000 to 28454000	4	25	866	5.401
28461000	Cerium compounds	434	2.646	14.672	64.867
28469000	Compounds, inorganic or organic, of rare-earth metals, of yttrium or of scandium or of mixtures of these metals, other than cerium compounds	596	80.984	8.062	118.632
28470010	Hydrogen peroxide, whether or not solidified with urea, in liquid form	4.106.818	9.611.678	1.984.069	4.746.940
28470090	Hydrogen peroxide, whether or not solidified with urea, not in liquid form	43.220	1.389.114	18.352	559.772
28491000	Carbides of calcium, whether or not chemically defined	202.500	923.000	154.238	691.562
28492000	Carbides of silicon, whether or not chemically defined	340.888	1.187.454	409.673	1.293.298
28499000	Carbides other than calcium and silicon, whether or not chemically defined	63.263	181.850	405.826	1.030.034
28500000	Hydrides, nitrides, azides, silicides and borides, whether or not chemically defined, other than compounds which are also carbides of heading 2849	37.159	101.411	94.203	257.372
28521010	Mercury sulphates, chemically defined	–	203	–	4.197
28521090	Chemically defined other than mercury sulphates and compounds	4	145	257	28.627
28529090	Inorganic or organic compounds of mercury, other than HS code 28529010 to 28529020, whether or not chemically defined	500	500	9.910	9.910
28539010	Demineralized waters	255	295	5.327	6.867
28539090	Phosphides, w.o.n chemically define, excl ferrophosphorus, oth inorganic compounds (incl distilled/conductivity water & water of similar purity), liquid air (w.o.n rare gases have been remove), compress air, amalgams, oth than amalgams of precious metals, oth than hs code 28529010-28529020	2.942	12.168	9.658	54.014
29011000	Acyclic hydrocarbons, saturated	598.105	2.646.764	747.621	3.633.349
29012100	Ethylene, unsaturated	72.968.239	210.233.205	74.285.892	201.334.772
29012200	Propene (propylene), unsaturated	28.228.829	69.867.236	26.432.420	66.754.768
29012300	Butene (butylene) and isomers thereof, unsaturated	–	2.198.025	–	3.034.247
29012400	Buta-1,3-diene and isoprene, unsaturated	4.554.987	11.831.219	6.046.156	13.748.715
29012910	Acetylene, unsaturated	100	3.513	5.300	9.167
29012920	Hexene and isomers thereof, unsaturated	60.530	732.020	103.046	1.224.898
29012990	Acyclic hydrocarbons, unsaturated, other than HS code 29012100 to 29012990	82.029	183.431	306.676	620.164

Tabel-tabel

Lanjutan Tabel 2.5

H S	Uraian Komoditi	Berat Bersih (kg)		Nilai CIF (US\$)	
		Maret 2024	Jan-Mar 2024	Maret 2024	Jan-Mar 2024
(1)	(2)	(3)	(4)	(5)	(6)
29021100	Cyclohexane	162.287	366.388	250.896	555.742
29021900	Cyclanes, cyclenes & cycloterpenes, other than cyclohexane	583.474	1.552.507	1.076.810	2.959.402
29022000	Benzene	2.979.972	20.761.535	3.129.460	18.898.360
29023000	Toluene	12.046.502	42.217.647	11.661.689	39.711.041
29024100	O-Xylene	15	185	600	5.097
29024200	M-Xylene	1	1	47	47
29024300	P-Xylene	44.832.746	163.611.842	47.671.493	167.147.414
29024400	Mixed xylene isomers	2	3.764	2.318	36.429
29025000	Styrene	104.551	146.387	144.238	208.675
29026000	Ethylbenzene	960	12.872	19.853	91.071
29029010	Dodecylbenzene	—	16	—	755
29029020	Alkylbenzenes other than Dodecylbenzene	—	9	—	1.411
29029090	Cyclic hydrocarbons, other than HS 29021100-29029020	497.353	1.466.866	756.844	2.334.623
29031110	Chloromethane (methyl chloride)	260.614	693.595	167.292	345.601
29031200	Dichloromethane (methylene chloride)	1.225.087	3.422.761	650.513	1.783.061
29031300	Chloroform (trichloromethane)	31.751	36.812	62.891	103.774
29031500	Ethylene dichloride (ISO) (1,2-dichloroethane)	1	25	85	2.742
29031990	Saturated chlorinated derivatives of acyclic hydrocarbons, other than HS 29031110-29031920	562	641	31.520	48.829
29032100	Vinyl chloride (chloroethylene)	6.007.970	18.022.096	3.946.408	11.648.392
29032200	Trichloroethylene	33.601	310.370	29.222	320.388
29032300	Tetrachloroethylene (perchloroethylene)	23.772	146.087	33.723	211.284
29032900	Unsaturated chlorinated derivatives of acyclic hydrocarbons, other than HS 29032100-29032300	888	1.405	5.808	8.793
29034200	Difluoromethane (HFC-32)	76.475	706.945	217.350	2.214.820
29034300	Fluoromethane (HFC-41), 1,2-difluoroethane (HFC-152) and 1,1-difluoroethane (HFC-152a)	—	4.278	—	12.660
29034500	1,1,1,2-Tetrafluoroethane (HFC-134a) and 1,1,2,2- tetrafluoroethane (HFC-134)	77.789	505.749	291.136	1.509.871
29034600	1,1,1,2,3,3,3-Heptafluoropropane (HFC-227ea), 1,1,1,2,2,3,3-hexafluoropropane (HFC-236cb), 1,1,1,2,3,3- hexafluoropropane (HFC-236ea) and 1,1,1,3,3,3- hexafluoropropane (HFC-236fa)	—	990	—	37.303
29034900	Saturated fluorinated derivatives of acyclic hydrocarbons, other than HS 29034100-29034800	—	133	—	5.177
29035100	2,3,3,3-Tetrafluoropropene (HFO-1234yf), 1,3,3,3-tetrafluoropropene (HFO-1234ze) and (Z)-1,1,1,4,4,4- hexafluoro-2-butene (HFO-1336mzz)	—	500	—	23.430
29036100	Methyl bromide (bromomethane)	16.000	16.000	145.600	145.600
29036900	Brominated or iodinated derivatives of acyclic hydrocarbons, other than HS 29036100-29036200	1.155	21.170	3.497	79.263
29037100	Chlorodifluoromethane (HCFC-22)	142.892	142.892	337.948	337.948
29037900	Halogenated derivatives of acyclic hydrocarbons containing two or more different halogens, other than HS 29037100-29037800	—	133	—	5.824
29039100	Chlorobenzene, o-dichlorobenzene and p-dichlorobenzene	361.501	1.272.822	351.539	1.332.072
29039900	Halogenated derivatives of aromatic hydrocarbons, other than HS 29039100-29039400	63.123	150.508	120.251	301.790
29041000	Derivatives containing only sulpho groups, their salts and ethyl esters	329.096	932.227	702.585	2.060.473
29042090	Derivatives containing only nitro or only nitroso groups, other than Trinitrotoluene	296.000	752.006	231.360	669.245
29049900	Sulphonated, nitrated or nitrosated derivatives of hydrocarbons, whether or not halogenated, other than 2904.10.00-2904.91.00	108.402	228.930	100.348	272.309
29051100	Methanol (methyl alcohol)	94.013.349	313.563.017	31.418.086	103.398.865
29051200	Propan-1-ol (propyl alcohol) and propan-2-ol (isopropyl alcohol)	6.893.315	12.946.316	7.791.702	14.368.874
29051300	Butan-1-ol (n-butyl alcohol)	1.052.142	3.011.599	1.155.743	3.366.680
29051400	Other butanols	156.927	870.249	181.157	950.969
29051600	Octanol (octyl alcohol) and isomers thereof	1.170.511	3.745.080	1.762.679	5.634.298
29051700	Dodecan-1-ol (lauryl alcohol), hexadecan-1-ol (cetyl alcohol) and octadecan-1-ol (stearyl alcohol)	337.353	718.514	492.107	1.148.366
29051900	Saturated monohydric alcohols, other than HS 29051100-29051700	6.974.429	26.112.239	5.922.851	20.519.451
29052200	Acyclic terpene alcohols	268.020	671.009	2.081.054	5.373.376
29052900	Unsaturated monohydric alcohols other than acyclic terpene alcohols	18.797	39.546	568.710	1.040.779

Lanjutan Tabel 2.5

H S	Uraian Komoditi	Berat Bersih (kg)		Nilai CIF (US\$)	
		Maret 2024	Jan-Mar 2024	Maret 2024	Jan-Mar 2024
(1)	(2)	(3)	(4)	(5)	(6)
29053100	Ethylene glycol (ethanediol)	22.503.335	103.324.754	13.616.562	59.935.706
29053200	Propylene glycol (propane-1,2diol)	3.406.841	9.839.780	4.261.365	12.592.682
29053900	Diols other than ethylene glycol (ethanediol) & propylene glycol (propane 1, 2 diol)	754.469	2.267.027	1.744.759	4.037.608
29054100	2-Ethyl-2-(hydroxymethyl)propane-1,3-diol (trimethylolpropane)	99.375	200.730	150.136	331.442
29054200	Pentaerythritol	428.066	1.096.269	558.685	1.398.585
29054300	Mannitol	35.902	118.486	243.726	754.293
29054400	D-glucitol (sorbitol)	120.408	457.306	160.420	670.077
29054500	Glycerol	232.590	641.728	201.732	640.281
29054900	Polyhydric alcohols, other than HS 29054100-29054500	86.513	361.822	166.733	674.779
29055900	Halogenated, sulphonated, nitrated or nitrosated derivatives of acyclic alcohols, other than Ethchlorvynol	2.153.670	6.708.581	1.405.620	4.402.153
29061100	Menthol	159.647	459.154	2.284.961	6.800.660
29061200	Cyclohexanol, methylcyclohexanols and dimethylcyclohexanols	151	735	605	5.077
29061300	Sterols and inositols	13.245	34.451	117.351	412.416
29061900	Cyclanic, cyclenic or cycloterpenic, other than Menthol, Cyclohexanol, methylcyclohexanols and dimethylcyclohexanols, Sterols and inositols	54.708	138.947	1.131.629	2.678.752
29062100	Benzyl alcohol	66.495	461.362	171.876	1.092.006
29062900	Cyclic alcohol, aromatic, other than Benzyl alcohol	89.321	184.682	404.343	1.001.596
29071100	Phenol (hydroxybenzene) and its salts	2.281.038	5.460.778	2.407.289	5.937.491
29071200	Cresols and their salts	440	4.765	41.988	59.427
29071300	Octylphenol, nonylphenol and their isomers, salts thereof	82.451	350.754	133.079	586.661
29071500	Naphthols and their salts	30	22.326	1.956	77.033
29071900	Monophenols, other than HS 29071100-29071500	72.431	253.374	380.625	1.762.364
29072100	Resorcinol and its salts	28.226	87.998	197.338	616.713
29072200	Hydroquinone (quinol) and its salts	15.060	100.849	84.150	744.403
29072300	4,4'-Isopropylidenediphenol (bisphenol A, diphenylolpropane) and its salts	16.091	146.371	31.781	254.209
29072910	Phenol-alcohols	6.901	21.185	22.634	81.118
29072990	Polyphenols, other than HS 29072100-29072300	39.532	141.474	594.183	1.594.822
29081900	Halogenated, sulphonated, nitrated or nitrosated derivatives of phenols or phenol-alcohols, Derivatives containing only halogen substituents and their salts, other than Pentachlorophenol (ISO)	16.309	63.139	138.532	476.485
29089200	4,6-Dinitro-o-cresol (DNOC (ISO)) and its salts	6.400	6.400	41.344	41.344
29089900	Halogenated, sulphonated, nitrated or nitrosated derivatives of phenols or phenol-alcohols, other than HS 29081100-29089200	213	693	3.369	14.288
29091900	Acyclic ethers and their halogenated, sulphonated, nitrated or nitrosated derivatives, other than Diethyl ether	54.199	137.663	385.475	2.578.152
29092000	Cyclanic, cyclenic or cycloterpenic ethers and their halogenated, sulphonated, nitrated or nitrosated derivatives	3.936	9.381	148.912	308.374
29093000	Aromatic ethers and their halogenated, sulphonated, nitrated or nitrosated derivatives	75.342	265.176	623.002	2.196.490
29094100	2,2'-Oxydiethanol (diethylene glycol, digol)	530.126	2.091.675	418.990	1.577.691
29094300	Monobutyl ethers of ethylene glycol or of diethylene glycol	841.254	3.766.061	1.078.077	4.584.759
29094400	Monoalkylethers of ethylene glycol or of diethylene glycol other than monobutyl ethers	25.381	196.918	49.709	329.653
29094900	Ether-alcohols and their halogenated, sulphonated, nitrated or nitrosated derivatives, other than HS 29094100-29094400	1.091.732	3.294.838	2.247.446	6.374.077
29095000	Ether-phenols, ether-alcohol-phenols and their halogenated, sulphonated, nitrated or nitrosated derivatives	32.856	114.090	706.013	1.769.792
29096000	Alcohol peroxides, ether peroxides, acetal and hemiacetal peroxides, ketone peroxides and their halogenated, sulphonated, nitrated or nitrosated derivatives	200.775	772.953	797.510	3.099.555
29101000	Oxirane (ethylene oxide)	13.392	121.846	46.760	432.505
29102000	Methyloxirane (propylene oxide)	35.851	89.772	48.475	121.345
29103000	1-Chloro-2,3-epoxypropane (epichlorohydrin)	73.854	305.061	107.598	409.754
29109000	Epoxides, epoxyalcohols, epoxyphenols and epoxyethers, with a three-membered ring, and their halogenated, sulphonated, nitrated or nitrosated derivatives, other than HS 29101000-29109000	47.606	117.210	270.032	618.430
29110000	Acetals and hemiacetals, whether or not with other oxygen function, and their halogenated, sulphonated, nitrated or nitrosated derivatives	11.707	23.370	101.301	280.764

Tabel-tabel

Lanjutan Tabel 2.5

H S	Uraian Komoditi	Berat Bersih (kg)		Nilai CIF (US\$)	
		Maret 2024	Jan–Mar 2024	Maret 2024	Jan–Mar 2024
(1)	(2)	(3)	(4)	(5)	(6)
29121100	Methanal (formaldehyde)	–	107	–	19.054
29121200	Ethanal (acetaldehyde)	1.719	6.936	51.239	213.072
29121900	Acyclic aldehydes without other oxygen function, other than Methanal (formaldehyde) and Ethanal (acetaldehyde)	209.459	453.195	1.023.800	2.909.683
29122100	Benzaldehyde	9.118	23.996	49.100	137.605
29122900	Cyclic aldehydes without other oxygen function, other than Benzaldehyde	275.559	806.573	1.778.954	5.679.533
29124100	Vanillin (4-hydroxy-3-methoxybenzaldehyde)	103.482	284.770	1.048.726	2.880.616
29124200	Ethylvanillin (3-ethoxy-4-hydroxybenzaldehyde)	75.100	152.307	782.959	1.550.037
29124910	Aldehyde-alcohols	1.722	9.287	30.560	116.190
29124990	Aldehyde-alcohols, aldehyde-ethers, aldehyde-phenols and aldehydes with other oxygen function, other than HS 29124100-29124910	7.950	55.147	86.296	435.032
29125000	Cyclic polymers of aldehydes	520	5.904	9.957	34.297
29126000	Paraformaldehyde	81.000	115.000	55.665	82.905
29130000	Halogenated, sulphonated, nitrated or nitrosated derivatives of products of heading 2912	–	127	–	9.212
29141100	Acetone	1.242.820	6.170.016	1.215.976	5.518.205
29141200	Butanone (methyl ethyl ketone)	5.369.800	11.695.120	5.528.301	11.901.155
29141300	4-Methylpentan-2-one (methyl isobutyl ketone)	958	735.643	7.348	1.108.304
29141900	Acyclic ketones without other oxygen function, other than HS 29141100-29141300	6.413	32.506	352.095	698.956
29142200	Cyclohexanone and methylcyclohexanones	394.108	1.372.304	536.760	1.884.623
29142300	Ionones and methylionones	38.609	114.258	390.676	1.178.545
29142910	Camphor	5.772	78.676	31.885	382.187
29142990	Cyclanic, cyclenic or cycloterpenic ketones without other oxygen function, other than HS 29142200-29142910	145.860	564.436	2.391.701	7.813.202
29143900	Aromatic ketones without other oxygen function, other than phenylacetone (phenylpropan-2-one)	40.129	96.015	270.874	664.311
29144000	Ketone-alcohols and ketone-aldehydes	39.176	75.589	106.398	404.642
29145000	Ketone-phenols and ketones with other oxygen function	30.114	96.292	409.845	1.457.093
29146100	Anthraquinone	–	3	–	328
29146200	Coenzyme Q10 (ubidecarenone)	17	492	18.665	208.076
29146900	Quinones other than Anthraquinone and Coenzyme Q10 (ubidecarenone)	4.538	9.882	110.178	192.295
29147100	Chlordecone (ISO)	6	6	300	300
29147900	Halogenated, sulphonated, nitrated or nitrosated derivatives, other than chlordecone (ISO)	13.821	40.104	253.111	715.702
29151100	Formic acid	49.014	880.714	38.673	572.156
29151200	Salts of formic acid	207.253	480.560	105.367	293.081
29151300	Esters of formic acid	485	5.826	15.236	92.981
29152100	Acetic acid	4.829.263	16.209.561	2.276.475	7.417.914
29152400	Acetic anhydride	33.850	84.250	73.064	179.408
29152910	Sodium acetate, cobalt acetates	2.798	112.188	14.547	256.701
29152990	Salt of acetic acid, other than sodium acetate, cobalt acetates	164.734	501.912	291.628	844.190
29153100	Ethyl acetate	7.739.853	30.885.739	6.748.626	26.544.210
29153200	Vinyl acetate	3.067.118	8.860.729	2.959.110	8.019.498
29153300	n-Butyl acetate	1.172.174	3.847.345	1.236.328	4.042.087
29153910	Isobutyl acetate	107.026	370.816	103.016	495.111
29153990	Esters of acetic acid, other than HS 29153100-29153920	3.103.532	17.820.268	5.384.079	21.182.455
29154000	Mono-, di- or trichloroacetic acids, their salts and esters	188.500	2.816.938	287.401	2.140.655
29155000	Propionic acid, its salts and esters	454.118	1.028.639	667.288	1.693.516
29156000	Butanoic acids, pentanoic acids, their salts and esters	835.815	2.252.331	1.612.906	4.701.722
29157010	Palmitic acid, its salts & esters	252.832	769.551	589.778	1.803.522
29157020	Stearic acid	160.129	592.156	257.715	1.076.863
29157030	Salts & esters of stearic acid	466.686	1.392.572	936.461	2.846.339
29159020	Lauric acid, myristic acid, their salts & esters	302.244	1.446.394	452.484	2.123.526
29159030	Caprylic acid, its salts & esters	5.093	29.586	12.681	373.501
29159040	Capric acid, its salts & esters	1.276	6.178	17.639	86.117
29159090	Saturated acyclic monocarboxylic acids and their anhydrides, halides, peroxides and peroxyacids, their halogenated, sulphonated, nitrated or nitrosated derivatives, other than HS 29151100-29159040	159.111	556.389	902.655	3.061.457

Lanjutan Tabel 2.5

H S	Uraian Komoditi	Berat Bersih (kg)		Nilai CIF (US\$)	
		Maret 2024	Jan-Mar 2024	Maret 2024	Jan-Mar 2024
(1)	(2)	(3)	(4)	(5)	(6)
29161100	Acrylic acid and its salts, unsaturated	1.011.060	2.104.838	1.046.065	2.350.208
29161200	Esters of acrylic acid, unsaturated	2.448.645	7.472.381	3.379.255	10.014.068
29161300	Methacrylic acid and its salts, unsaturated	101.828	356.034	214.977	738.455
29161410	Methyl methacrylate, unsaturated	5.029.304	14.192.932	8.023.969	21.581.774
29161490	Esters of methacrylic acid, other than methyl methacrylate, unsaturated	351.032	806.058	858.418	2.343.606
29161500	Oleic, linoleic or linolenic acids, their salts and esters, unsaturated	143.274	425.831	302.641	797.537
29161900	Unsaturated acyclic monocarboxylic acid, their anhydride, halide, peroxide, xyacid & their derivatives, other than 2916.11.00-2916.16.00	261.504	761.983	832.791	2.513.250
29162000	Cyclanic, cyclenic or cycloterpenic monocarboxylic acids, their anhydrides, halides, peroxides, peroxyacids and their derivatives	130.932	353.316	5.846.724	11.679.710
29163100	Benzoic acid, its salts and esters	621.050	2.357.897	898.297	3.295.041
29163210	Benzoyl peroxide	94	1.132	10.184	37.937
29163220	Benzoyl chloride	57.886	192.727	83.413	255.207
29163400	Phenylacetic acid and its salts	350	810	6.020	12.420
29163910	2,4-Dichlorophenyl acetic acid and its salts and esters	217.567	419.612	364.450	775.812
29163920	Esters of phenylacetic acid	1.521	3.894	56.788	238.093
29163990	Aromatic monocarboxylic acids, their anhydrides, halides, peroxides, peroxyacids and their derivatives, other than HS 29163100-29163920	48.571	148.237	604.277	1.580.944
29171100	Oxalic acid, its salts and esters	174.919	845.949	98.591	506.510
29171210	Diethyl adipate	745.423	1.820.565	1.117.312	2.784.377
29171290	Adipic acid, its salts and esters, other than Diethyl adipate	359.833	676.432	714.520	1.425.399
29171300	Azelaic acid, sebacic acid, their salts and esters	63.365	208.164	248.642	1.092.859
29171400	Maleic anhydride	1.237.137	2.013.844	1.234.261	2.051.876
29171900	Acyclic polycarboxylic acids, their anhydrides, halides, peroxides, peroxyacids and their derivatives, other than HS 29171100-29171400	297.286	642.199	693.611	1.514.475
29172000	Cyclanic, cyclenic or cycloterpenic polycarboxylic acids, their anhydrides, halides, peroxides, peroxyacids and their derivatives	118.319	548.868	323.580	1.346.380
29173200	Diethyl orthophthalates	226.000	398.000	379.600	664.400
29173300	Dinonyl or didodecyl orthophthalates	121.690	223.170	211.402	370.296
29173410	Dibutyl orthophthalates	18.001	34.008	27.602	54.372
29173490	Esters of orthophthalic acid, other than Diethyl orthophthalates, Dinonyl or didodecyl orthophthalates, Dibutyl orthophthalates	227.035	462.581	371.571	769.553
29173500	Phthalic anhydride	3.627.002	11.640.508	3.650.161	11.433.410
29173600	Terephthalic acid and its salts	8.411.002	25.445.005	6.336.550	19.069.089
29173700	Dimethyl terephthalate	36.001	118.885	57.613	186.080
29173910	Triethyltrimellitate	65.000	284.970	125.800	520.337
29173920	Phthalic compounds of a kind used as plasticisers and esters of phthalic anhydride other than triethyltrimellitate	142.776	222.004	187.984	321.106
29173990	Aromatic polycarboxylic acids, their anhydrides, halides, peroxides, peroxyacids and their derivatives, other than HS 29173200-29173920	1.688.777	3.838.022	2.407.962	5.065.505
29181100	Lactic acid, its salts and esters	387.505	1.299.578	833.741	2.667.202
29181200	Tartaric acid	60.726	110.708	108.016	227.742
29181300	Salts and esters of tartaric acid	13.316	31.057	65.119	141.089
29181400	Citric acid	4.298.272	12.228.232	3.409.619	9.679.303
29181510	Calcium citrate	126.053	573.144	98.970	324.421
29181590	Salts and esters of citric acid, other than calcium citrate	964.510	3.300.623	1.039.892	3.883.585
29181600	Gluconic acid, its salts and esters	649.515	2.370.351	592.161	1.741.232
29181800	Chlorobenzilate (ISO)	1	1	50	50
29181900	Carboxylic acids with alcohol function but without other oxygen function, their anhydrides, halides, peroxides, peroxyacids and their derivatives, other than HS 29181100-29181800	216.132	764.379	786.317	2.599.644
29182100	Salicylic acid and its salts	68.505	251.259	205.574	792.837
29182200	O-Acetylsalicylic acid, its salts and esters	15.002	51.386	39.871	159.209
29182300	Esters of salicylic acid and their salts, other than o-Acetylsalicylic acid, its salts and esters	142.954	654.839	619.781	2.146.443
29182910	Alkyl sulphonic ester of phenol	48.577	58.054	191.884	240.121

Tabel-tabel

Lanjutan Tabel 2.5

H S	Uraian Komoditi	Berat Bersih (kg)		Nilai CIF (US\$)	
		Maret 2024	Jan-Mar 2024	Maret 2024	Jan-Mar 2024
(1)	(2)	(3)	(4)	(5)	(6)
29182990	Carboxylic acids with phenol function but without other oxygen function, their anhydrides, halides, peroxides, peroxyacids and their derivatives, other than HS 29182100-29182910	76.651	282.861	677.486	1.961.496
29183000	Carboxylic acids with aldehyde or ketone function but without other oxygen function, their anhydrides, halides, peroxides, peroxyacids and their derivatives	138.980	388.834	1.336.726	4.035.864
29189100	2,4,5-T (ISO) (2,4,5-trichlorophenoxyacetic acid), its salts and esters	168.001	204.002	280.580	340.769
29189900	Carboxylic acids with additional oxygen function & their anhydrides, halides, peroxides & peroxyacids, their halogenated, sulphonated, nitrated/nitrosated derivatives, other than HS 29181100-29189100	267.233	754.822	839.769	2.828.894
29191000	Tris(2,3-dibromopropyl) phosphate	—	3.648	—	17.789
29199000	Phosphoric esters and their salts, including lactophosphates, their halogenated, sulphonated, nitrated or nitrosated derivatives other than Tris(2,3-dibromopropyl) phosphate	250.670	683.770	795.332	2.214.752
29201100	Parathion (ISO) and parathion-methyl (ISO) (methyl- parathion)	2	2	89	89
29201900	Thiophosphoric esters (phosphorothioates) and their salts, their halogenated, sulphonated, nitrated or nitrosated derivatives, other than Parathion (ISO) and parathion-methyl (ISO) (methyl- parathion)	41.972	136.459	73.763	451.135
29202900	Phosphite esters and their salts, their halogenated, sulphonated, nitrated or nitrosated derivatives, other than dimethyl phosphite, diethyl phosphite, trimethyl phosphite, triethyl phosphite	66.034	283.310	197.169	1.046.132
29209000	Esters of other inorganic acids of non-metals (excluding esters of hydrogen halides) & their salts, their halogenated, sulphonated, nitrated/nitrosated derivatives, other than HS 29201100-29203000	296.489	910.841	324.907	1.207.410
29211100	Methylamine, di- or trimethylamine and their salts	529.120	1.479.256	641.884	1.706.752
29211900	Acylic monoamines and their derivatives, salts thereof, other than HS 29211100-29211400	478.161	1.445.609	812.879	2.739.407
29212100	Ethylenediamine and its salts	165.416	896.184	274.908	1.575.572
29212200	Hexamethylenediamine and its salts	70.540	159.051	171.266	298.318
29212900	Acylic polyamines and their derivatives, salts thereof, other than Ethylenediamine and its salts and Hexamethylenediamine and its salts	760.998	2.457.152	1.876.651	5.825.124
29213000	Cyclanic, cyclenic or cycloterpenic mono- or polyamines, and their derivatives, salts thereof	414.944	1.355.419	823.254	2.736.669
29214100	Aniline and its salts	24.602	144.606	70.086	406.225
29214200	Aniline derivatives and their salts	354.174	632.735	920.536	1.657.924
29214300	Toluidines and their derivatives, salts thereof	—	6.670	—	98.087
29214400	Diphenylamine and its derivatives, salts thereof	1.627	19.681	8.982	146.213
29214500	1-Naphthylamine (alpha-naphthylamine), 2-naphthylamine (beta-naphthylamine) and their derivatives, salts thereof	3.440	70.975	10.317	184.085
29214900	Aromatic monoamines and their derivatives, salts thereof, other than HS 29214100-29214600	31	6.840	6.946	115.120
29215100	o-, m-, p-Phenylenediamine, diaminotoluenes and their derivatives, salts thereof	558.490	1.630.193	1.825.647	5.157.996
29215900	Aromatic polyamines and their derivatives, salts thereof, other than o-, m-, p-Phenylenediamine, diaminotoluenes and their derivatives, salts thereof	255.956	718.968	2.466.221	4.390.313
29221100	Monoethanolamine and its salts	171.201	377.279	215.860	497.674
29221200	Diethanolamine and its salts	326.941	461.159	292.664	464.224
29221500	Triethanolamine	202.620	587.367	230.244	698.626
29221600	Diethanolammonium perfluorooctane sulphonate	—	1.000	—	4.991
29221700	Methyldiethanolamine and ethyldiethanolamine	55.200	436.900	113.160	2.916.363
29221800	2-(N,N-Diisopropylamino)ethanol	26	126	227	1.600
29221910	Ethambutol and its salts, esters and other derivatives	18	11.095	1.990	549.789
29221920	D-2-Amino-n-butyl-alcohol	232.467	839.970	331.806	1.126.498
29221990	Amino-alcohols, other than those containing more than one kind of oxygen function, their ethers and esters, salts thereof, other than HS 29221100-29221920	251.111	871.858	1.378.968	3.069.507
29222100	Aminohydroxynaphthalenesulphonic acids and their salts	20.393	126.773	117.754	662.751
29222900	Amino-naphthols & oth amino-phenols, other than those containing more than one kind of oxygen function, their ethers & esters, salts thereof, other than Aminohydroxynaphthalenesulphonic acids & their salts	26.554	83.214	187.679	592.265

Lanjutan Tabel 2.5

H S	Uraian Komoditi	Berat Bersih (kg)		Nilai CIF (US\$)	
		Maret 2024	Jan-Mar 2024	Maret 2024	Jan-Mar 2024
(1)	(2)	(3)	(4)	(5)	(6)
29223900	Amino-aldehydes, amino-ketones & amino-quinones, oth than those containing more than one kind of oxygen function; salts thereof, oth than Amfepramone(INN), methadone(INN) & normethadone(INN); salts thereof	82	13.101	24.628	142.004
29224100	Lysine and its esters, salts thereof	5.038.722	35.080.419	5.258.794	32.431.594
29224210	Glutamic acid	2.433.131	9.378.983	2.946.819	11.315.313
29224220	Monosodium glutamate (MSG)	10.920.586	25.378.355	11.840.023	27.962.027
29224290	Salts, other than Glutamic acid & Monosodium glutamate (MSG)	4.022	15.068	111.500	340.695
29224300	Anthranilic acid and its salts	—	2	—	63
29224900	Amino-acids, other than those containing more than one kind of oxygen function, and their esters, salts thereof, other than HS 29224100-29224400	830.149	2.792.416	4.874.715	14.380.414
29225010	p-Aminosalicylic acid and its salts, esters and other derivatives	200	8.637	8.577	16.431
29225090	Amino-alcohol-phenols, amino-acid-phenols and other amino-compounds with oxygen function, other than p-Aminosalicylic acid and its salts, esters and other derivatives	1.962.289	6.486.394	3.581.503	13.690.298
29231000	Choline and its salts	888.127	3.346.258	580.523	2.406.167
29232011	Lecithins of vegetables	1.468.267	4.671.494	1.730.459	5.171.735
29232019	Lecithins of non vegetables	689.895	2.307.968	878.361	3.762.027
29232090	Phosphoaminolipids	322.345	716.234	608.861	1.597.647
29233000	Tetraethylammonium perfluorooctane sulphonate	2	2	41	41
29234000	Didecyltrimethylammonium perfluorooctane sulphonate	3	13	64	1.564
29239000	Quaternary ammonium salts and hydroxides, lecithins and other phosphoaminolipids, whether or not chemically defined, other than HS 29231000-29234000	344.430	810.258	607.525	1.915.777
29241210	Fluoroacetamide (ISO) and phosphamidon (ISO)	—	4.082	—	30.618
29241220	Monocrotophos (ISO)	1	2	26	131
29241910	Carisoprodol	43.700	305.560	33.231	228.378
29241990	Acyclic amides (including acyclic carbamates) and their derivatives, salts thereof, other than HS 29241100-29241910	493.224	1.066.280	1.211.070	3.651.003
29242120	Diuron and monuron	31.000	61.901	105.877	257.888
29242190	Ureines and their derivatives, salts thereof, other than 4-Ethoxyphenylurea (dulcin) and Diuron and monuron	150.979	187.890	385.836	608.450
29242910	Aspartame	137.376	410.646	1.263.069	3.699.441
29242920	Butylphenylmethyl carbamate, methyl isopropyl phenyl carbamate	366	35.245	30.984	375.803
29242930	Acetaminophen (paracetamol), salicylamide, ethoxybenzamide	485.461	2.471.514	1.788.390	9.833.395
29242990	Cyclic amides (including cyclic carbamates) and their derivatives, salts thereof, other than HS 29242110 - 29242930	226.824	608.473	2.573.007	5.562.804
29251100	Saccharin and its salts	81.102	154.003	434.691	837.766
29251900	Imides and their derivatives, salts thereof, other than Saccharin and its salts and Glutethimide	26.021	81.457	86.579	426.766
29252900	Imines and their derivatives, salts thereof, other than Chlordimeform (ISO)	150.150	1.107.935	744.894	7.077.161
29261000	Acrylonitrile	43.310	165.701	75.773	290.512
29262000	1-Cyanoguanidine (dicyandiamide)	512.433	678.701	396.340	594.677
29264000	alpha-Phenylacetacetone nitrile	—	21.426	—	138.554
29269000	Nitrile-function compound, other than HS 29261000 to 29264000	107.481	320.892	689.688	4.208.414
29270010	Azodicarbonamide	391.029	1.370.470	1.457.501	4.317.244
29270090	Diazo-, azo- or azoxy-compounds other than Azodicarbonamide	44.007	340.592	192.704	1.185.401
29280010	Linuron	40	23.259	2.788	177.841
29280090	Organic derivatives of hydrazine or of hydroxylamine other than Linuron	56.273	313.768	478.439	2.091.940
29291010	Diphenylmethane diisocyanate (MDI)	371.886	1.052.769	1.024.162	2.853.230
29291020	Toluene diisocyanate	4.900.821	13.961.041	9.395.754	26.086.317
29291090	Isocyanates other than Diphenylmethane diisocyanate (MDI) and Toluene diisocyanate	111.378	181.075	313.721	651.174
29299010	Sodium cyclamate	14.000	32.500	32.200	81.045
29299090	Compounds with other nitrogen function other than Isocyanates and Cyclamates	2	9.033	112	87.272
29302000	Thiocarbamates and dithiocarbamates	144.984	994.720	509.934	3.561.246
29303000	Thiuram mono-, di- or tetrasulphides	22.020	48.354	67.209	274.785
29304000	Methionine	3.460.833	11.975.169	8.242.606	28.214.258
29308000	Aldicarb (ISO), captafol (ISO) and methamidophos (ISO)	2	5	194	578

Tabel-tabel

Lanjutan Tabel 2.5

H S	Uraian Komoditi	Berat Bersih (kg)		Nilai CIF (US\$)	
		Maret 2024	Jan–Mar 2024	Maret 2024	Jan–Mar 2024
(1)	(2)	(3)	(4)	(5)	(6)
29309010	Dithiocarbonates	1.311.480	4.269.572	3.686.503	12.394.390
29309090	Organo-sulphur compounds, other than HS 29301000-29309010	1.538.883	5.311.010	5.293.286	16.317.919
29311010	Tetramethyl lead	–	80	–	2.594
29312000	Tributyltin compounds	–	282	–	10.242
29314400	Methylphosphonic acid	1.120	1.120	3.741	3.741
29314500	Salt of methylphosphonic acid and (aminoiminomethyl)urea (1 : 1)	–	25	–	1.431
29314910	N-(phosphonomethyl) glycine	2.114.160	6.244.043	7.953.023	23.748.417
29314920	Salts of N-(phosphonomethyl) glycine	51.490	96.137	67.168	246.623
29314990	Non-halogenated organo-phosphorous derivatives, other than HS 29314100-29314920	364.352	2.628.504	908.185	7.265.082
29315910	Ethephon	18.822	86.126	114.906	670.296
29315990	Halogenated organo-phosphorous derivatives, other than HS 29315100-29315910	16.000	19.000	121.920	126.660
29319041	Organoarsenic compounds, in liquid form	13.480	78.894	15.484	416.191
29319049	Organoarsenic compounds, other than in liquid form	96.127	212.655	433.978	934.507
29319050	Dimethyltin dichloride	727.800	1.717.219	6.241.205	14.254.001
29319090	Organo-inorganic compounds other than HS 29311010-29319050	172.707	547.167	2.072.365	6.232.784
29321100	Tetrahydrofuran	41.323	103.948	131.554	322.445
29321200	2-Furaldehyde (furfuraldehyde)	131	632	8.032	21.368
29321300	Furfuryl alcohol and tetrahydrofurfuryl alcohol	69.829	279.591	202.526	727.326
29321400	Sucralose	19.916	145.536	326.418	2.637.305
29321900	Compounds containing an unfused furan ring (whether or not hydrogenated) in the structure, other than HS 29321100-29321400	93.725	373.585	454.088	3.878.436
29322010	Coumarin (1,2-Benzopyrone), methylcoumarins and ethylcoumarins	3.350	45.850	26.098	389.093
29322090	Lactones, other than coumarin (1,2-Benzopyrone), methylcoumarins and ethylcoumarins	138.654	514.045	1.442.417	5.319.491
29329100	Isosafrole	–	1	–	158
29329300	Piperonal	492	7.037	9.200	111.786
29329600	Carbofuran (ISO)	116.697	248.093	743.395	2.241.486
29329900	Heterocyclic compounds with oxygen hetero-atom(s) only, other than HS 29321100-29329600	222.993	719.922	3.619.862	10.415.101
29331100	Phenazone (antipyrin) and its derivatives	86.931	144.636	1.127.653	2.016.819
29331900	Compounds containing an unfused pyrazole ring (whether or not hydrogenated) in the structure, other than Phenazone (antipyrin) and its derivatives	15.635	46.152	324.832	1.498.880
29332100	Hydantoin and its derivatives	17.870	52.176	217.446	413.016
29332900	Compounds containing an unfused imidazole ring (whether or not hydrogenated) in the structure, other than Hydantoin and its derivatives	61.458	186.628	931.754	2.566.147
29333100	Pyridine and its salts	60.323	304.196	342.863	1.433.329
29333200	Piperidine and its salts	–	2	–	545
29333700	N-Phenethyl-4-piperidone (NPP)	766	1.266	16.336	243.958
29333910	Chlorpheniramine and isoniazid	43.273	132.018	369.639	1.058.373
29333930	Paraquat salts	3.414.690	9.507.989	6.521.525	19.347.771
29333990	Compounds containing an unfused pyridine ring (whether or not hydrogenated) in the structure, other than HS29333100-29333930	296.173	991.295	7.787.369	26.387.514
29334910	Dextromethorphan	1	8.728	546	848.028
29334990	Compounds containing in the structure a quinoline or isoquinoline ring-system (whether or not hydrogenated), not further fused, other than Levorphanol and its salts and Dextromethorphan	12.947	26.047	268.292	847.384
29335200	Malonylurea (barbituric acid) and its salts	2	63	424	2.669
29335300	Allobarbitol, amobarbitol, barbital, butalbital, butobarbitol, cyclobarbitol, methylphenobarbitol, pentobarbitol, phenobarbitol, secbutabarbitol, secobarbitol and vinylbital; salts thereof	–	25	–	2.650
29335400	Other derivatives of malonylurea (barbituric acid), salts thereof	8	265	112	25.427
29335910	Diazinon	62	19.002	2.825	147.509
29335990	Compounds containing a pyrimidine ring (whether or not hydrogenated) or piperazine ring in the structure, other than HS 29335200-29335910	107.003	309.660	4.821.752	13.136.357
29336100	Melamine	2.857.007	6.543.721	2.912.732	6.744.006
29336900	Compounds containing an unfused triazine ring (whether or not hydrogenated) in the structure, other than melamine	1.329.169	5.849.195	2.059.043	9.771.947
29337100	6-Hexanelactam (epsilon-caprolactam)	1.210.260	4.916.790	1.903.622	7.797.118



Lanjutan Tabel 2.5

H S	Uraian Komoditi	Berat Bersih (kg)		Nilai CIF (US\$)	
		Maret 2024	Jan-Mar 2024	Maret 2024	Jan-Mar 2024
(1)	(2)	(3)	(4)	(5)	(6)
29337200	Clobazam and methyprrylon	80	83	86.400	87.667
29337900	Lactams, other than 6-Hexanelactam (epsilon-caprolactam) and Clobazam and methyprrylon	88.767	253.949	639.803	1.538.672
29339100	Alprazolam, camazepam, chlordiazepoxide, clonazepam, clorazepate, d elorazepam, diazepam, estazolam, ethylloflazepate, fludiazepam, flunitr azepam, flurazepam, halazepam, lorazepam, lormetazepam, mazindol, medazepam, midazolam, nimetazepam, nitrazepam, nordazepam, oxaz epam, pinazepam, prazepam, pyrovalerone, temazepam, tetrazepam&t riazolam; salts thereof	14	149	7.730	129.379
29339200	Azinphos-methyl (ISO)	2	2.471	721	29.711
29339910	Mebendazole and parbendazole	7.901	74.391	148.027	1.256.267
29339990	Heterocyclic compounds with nitrogen hetero-atom(s) only, other than HS 29331100-29339910	75.680	366.987	1.800.837	7.041.375
29341000	Compounds containing an unfused thiazole ring (whether or not hydrogenated) in the structure	70.129	245.155	226.992	2.439.313
29342000	Compounds containing in the structure a benzothiazole ring- system (whether or not hydrogenated), not further fused	164.733	448.992	709.650	1.727.350
29343000	Compounds containing in the structure a phenothiazine ring- system (whether or not hydrogenated), not further fused	583	51.887	247.565	846.297
29349910	Nucleic acids and their salts	848.069	2.034.700	4.707.972	9.314.844
29349920	Sultones, sultams, diltiazem	1.463	1.573	621.563	651.686
29349930	6-Aminopenicillanic acid	11	29.031	2.766	266.007
29349940	3-Azido-3-deoxythymidine	—	390	—	16.266
29349950	Oxadiazon, with a purity of 94 % or more	9.003	21.004	252.000	504.004
29349990	Nucleic acids and their salts, whether or not chemically defined, other heterocyclic compounds, other than HS 29341000-29349950	239.347	519.648	6.406.731	15.982.692
29351000	N-Methylperfluorooctane sulphonamide	5	12.006	2.866	123.133
29353000	N-Ethyl-N-(2-hydroxyethyl) perfluorooctane sulphonamide	—	1.600	—	6.000
29359000	Sulphonamides other than HS 29351000-29355000	85.587	411.129	1.094.510	4.004.260
29362100	Vitamin A and its derivatives	58.183	145.507	1.458.471	3.595.993
29362200	Vitamin B1 and its derivatives	24.314	86.746	919.349	2.337.378
29362300	Vitamin B2 and its derivatives	25.985	85.106	448.751	1.360.945
29362400	D- or DL-Pantothenic acid (Vitamin B5) and its derivatives	81.084	246.944	790.378	2.299.902
29362500	Vitamin B6 and its derivatives	29.509	107.296	602.138	1.814.582
29362600	Vitamin B12 and its derivatives	4.163	17.578	988.684	1.902.838
29362700	Vitamin C and its derivatives	389.107	1.406.569	1.693.750	5.252.740
29362800	Vitamin E and its derivatives	392.337	826.020	2.809.256	6.901.757
29362900	Vitamins and their derivatives, unmixed, other than HS 29362100-29362800	249.908	697.066	2.129.465	5.785.729
29369000	Provitamins and vitamins, natural or reproduced by synthesis (including natural concentrates), other than HS 29362100-29362900	91.977	283.161	1.134.884	3.088.746
29371200	Insulin and its salts	1	12	198	407
29371900	Polypeptide hormones, protein hormones and glycoprotein hormones, their derivatives and structural analogues, other than Somatotropin, its derivatives and structural analogues and Insulin & its salts	32	2.056	389.548	750.482
29372100	Cortisone, hydrocortisone, prednisone (dehydrocortisone) and prednisolone (dehydrohydrocortisone)	353	922	152.855	378.414
29372200	Halogenated derivatives of corticosteroidal hormones	281	1.156	596.109	1.477.946
29372300	Oestrogens and progestogens	2.931	9.651	2.534.128	5.385.634
29372900	Steroidal hormones, their derivatives and structural analogues, other than HS 29372100-29372300	882	3.013	1.062.537	3.676.034
29375000	Prostaglandins, thromboxanes and leukotrienes, their derivatives and structural analogues	28	68	59.709	143.609
29379010	Hormones, of oxygen-function amino-compounds	12	133	376.000	748.921
29379020	Epinephrine, amino-acid derivatives	2	10	54.625	119.200
29379090	Hormones, natural or reproduced by synthesis, derivatives and structural analogues thereof, including chain modified polypeptides, used primarily as hormones, other than HS 29371100-29379020	5	172	65	52.403
29381000	Rutoside (rutin) and its derivatives	55	234	2.076	12.754

Tabel-tabel

H S	Uraian Komoditi	Berat Bersih (kg)		Nilai CIF (US\$)	
		Maret 2024	Jan-Mar 2024	Maret 2024	Jan-Mar 2024
(1)	(2)	(3)	(4)	(5)	(6)
29389000	Glycosides, natural or reproduced by synthesis, and their salts, ethers, esters and other derivatives, other than Rutoside (rutin) and its derivatives	19.646	133.326	877.783	4.915.834
29391190	Buprenorphine,codeine,ethylmorphin,etorpi ne,heroin,morphine,oxycodon,salt thereof	601	1.071	240.344	439.698
29391900	Alkaloids of opium and their derivatives, salts thereof, other than HS 29391110-29391190	425	1.016	251.982	455.232
29392010	Quinine and its salts	25	25	2.825	2.825
29392090	Alkaloids of cinchona and their derivatives, salts thereof, other than Quinine and its salts	5	10	371	6.971
29393000	Caffeine and its salts	63.231	157.504	742.549	1.871.787
29394100	Ephedrine and its salts	130	138	10.940	14.432
29394200	Pseudoephedrine and its salts	925	3.357	60.563	211.714
29394400	Norephedrine and its salts	75	3.052	7.350	234.510
29395900	Theophylline and aminophylline (theophylline- ethylenediamine) and their derivatives, salts thereof, other than Fenetylline and its salts	6.635	17.291	70.595	400.123
29396900	Alkaloids of rye ergot & their derivatives, salts thereof other than ergometrine, ergotamine, and lysergic acid	1	1	265	265
29397900	Alkaloids, of vegetal origin, other than cocaine, ecgonine, salts, esters and other derivates thereof	572	5.023	264.617	1.320.202
29398000	Alkaloids, natural or reproduced by synthesis, and their salts, esters and other derivatives n.e.c. in heading 2939	10	1.482	9.487	21.848
29400000	Sugars, chemically pure oth than sucrose ,lactose, maltose, glucose, & fructose	262.254	789.657	801.529	2.426.439
29411011	Amoxicillin & its salts, Non-sterile	33.001	270.202	1.048.780	8.669.523
29411019	Amoxicillin & its salts, Sterile	2.230	84.550	79.613	2.936.525
29411020	Ampicillin and its salts	8.256	51.420	702.049	4.143.028
29411090	Penicillins and their derivatives with a penicillanic acid structure, salts thereof, other than Amoxicillin and Ampicillin	7.598	17.039	1.386.521	3.230.617
29412000	Streptomycins and their derivatives, salts thereof	1.646	3.306	44.688	89.748
29413000	Tetracyclines and their derivatives, salts thereof	16.338	49.485	406.351	1.309.642
29414000	Chloramphenicol and its derivatives, salts thereof	6.682	27.527	584.114	2.080.291
29415000	Erythromycin and its derivatives, salts thereof	11.311	28.771	3.423.655	6.551.367
29419000	Antibiotics, n.e.c. in heading 2941	66.592	204.518	6.193.077	21.573.512
29420000	Organic compounds, n.e.c. in chapter 29	265.949	786.851	1.635.053	5.179.510
30012000	Extracts of glands or other organs or of their secretions	1.500	1.600	189.000	203.463
30019000	Heparin and its salts,other human/animal substance prepared for therapeutic/prophylactic uses, not elsewhere specified/included	49	250	293.345	1.069.498
30021210	Antisera, plasma protein solutions, haemoglobin powder	10.767	28.457	3.758.952	22.757.811
30021290	Antisera and other blood fractions, other than antisera, plasma protein solutions, haemoglobin powder	363	1.495	247.790	961.183
30021300	Immunological products, unmixed, not put up in measured doses or in forms or packings for retail sale	261	1.436	56.600	943.306
30021400	Immunological products, mixed, not put up in measured doses or in forms or packings for retail sale	5	7	39	10.390
30021500	Immunological products, put up in measured doses or in forms or packings for retail sale	10.920	31.007	7.829.392	15.276.307
30024110	Tetanus toxoid	-	1.417	-	209.280
30024120	Pertussis, measles, meningitis or polio vaccines	1	16	1.170	2.340
30024190	Vaccines for human medicine other than tetanus toxoid, pertussis, measles, meningitis or polio vaccines	18.988	36.454	11.085.033	20.362.965
30024200	Vaccines for veterinary medicine	3.613.704	4.867.904	5.604.740	14.521.789
30024900	Vaccines oth than for human medicine and veterinary medicine	361	4.344	281.271	393.304
30025100	Cell cultures, whether or not modified, cell therapy products	3	12	1.888	4.521
30025900	Cell cultures, whether or not modified, other than cell therapy products	21	71	5.288	14.116
30029000	Human blood, animal blood prepared for therapeutic, prophylactic or diagnostic uses for oth than sub heading 300212-300259	4.008	8.614	180.120	498.555
30031010	Medicaments containing amoxicillin or its salts, not put up in measured doses or in forms/packings for retail sale	200	200	7.246	7.246
30031090	Medicaments cont. penicillins/deriv, with penicillanic acid structure/streptomycins, other than cont. amoxicillin&ampicillin	45.109	610.111	126.328	2.203.087

Lanjutan Tabel 2.5

H S	Uraian Komoditi	Berat Bersih (kg)		Nilai CIF (US\$)	
		Maret 2024	Jan–Mar 2024	Maret 2024	Jan–Mar 2024
(1)	(2)	(3)	(4)	(5)	(6)
30032000	Medicaments cont. antibiotic, consist of 2 constituent mix for therapeutic/prophylactic, not in measured dose/pack for retail	58.920	526.549	880.425	3.324.758
30033900	Medicaments containing hormones (excl. insulin), for therapeutic/prophylactic uses, not packaged for retail sale	4.571	5.175	37.286	73.763
30034200	Medicaments containing pseudoephedrine or its salts, not packaged for retail sale	–	3.240	–	73.088
30034900	Medicaments cont alkaloids/derivates thereof(excl ephedrine/preusoephedrine/norephedrine), not packaged for retail sale	–	45	–	45.477
30036000	Medicaments containing antimalarial active principles described in Subheading Note 2 to this Chapter	–	1	–	33
30039000	Medicaments, for therapeutic or prophylactic uses, not packed for retail sale, other than HS 30031010-30036000	50.862	229.867	2.086.597	5.975.438
30041015	Medicament, containing penicillin G (excl penicillin G benzathine), phenoxymethyl penicillin/salts thereof, for retail sale	–	470	–	17.779
30041016	Medicaments containing ampicillin, amoxycillin or salts thereof, of a kind taken orally, packing for retail sale	1.795	6.278	49.695	127.543
30041019	Medicaments containing penicillins/derivates thereof, packing for retail sale, other than HS 30041015-30041016	486	2.981	405.051	875.221
30041020	Medicament, containing streptomycins or derivates thereof, for retail sale	1	1.340	58	156.989
30042010	Antibiotics containing gentamycin, lincomycin, sulfamethoxazole/its derivatives, of a kind taken orally/in ointment form	2.169	6.835	45.545	341.671
30042031	Antibiotics containing erythromycin or derivatives thereof, of a kind taken orally	–	196	–	2.265
30042032	Antibiotics containing erythromycin or derivatives thereof, in ointment form	2	122	85	95
30042039	Antibiotics containing erythromycin or derivatives thereof, other than of a kind taken orally or in ointment form	531	1.461	15.555	46.243
30042079	Antibiotics containing tetracyclines or chloramphenicols or derivatives, oth of a kind taken orally or in ointment form	1.046	39.103	24.454	1.229.440
30042091	Antibiotic, of a kind taken orally or ointment form, other than HS 30042010-30042079	367	4.540	21.718	446.438
30042099	Antibiotic, other than of a kind taken orally or ointment form, other than HS 30042010-30042079	49.141	353.683	471.579	3.208.836
30043100	Medicaments containing hormones or other products of heading 2937, containing insulin	17.063	78.250	2.707.056	13.457.144
30043290	Medicaments containing corticosteroid hormones, their derivatives or structural analogues, oth HS 30043210-30043240	12.615	63.798	2.549.664	12.791.059
30043900	Medicaments containing hormones/other products of heading 2937, other than HS 30043100-30043290	6.777	66.370	2.195.082	12.017.958
30044200	Medicaments containing alkaloids/derivatives thereof, containing pseudoephedrine/its salts, packing for retail sale	–	2.108	–	219.402
30044951	Medicaments containing papaverine or berberine of a kind taken orally or for injection, packing for retail sale	1	2	47	193
30044970	Medicaments containing alkaloids/derivatives thereof, containing atropine sulphate, packing for retail sale	–	21	–	6.195
30044990	Medicaments containing alkaloids or derivatives thereof, packing for retail sale, other than HS 30044100-30044980	–	74.257	–	752.057
30045010	Medicaments containing vitamins or other products of heading 2936, of a kind suitable for children, in syrup form	–	2	–	228
30045021	Medicaments containing more than one vitamin, of a kind taken orally	–	5	–	687
30045029	Medicaments containing more than one vitamin, other than of a kind taken orally	10	26	588	1.368
30045091	Medicaments containing vitamin A, B or C	910	1.375	74.039	137.462
30045099	Medicaments containing vitamins or other products of heading 2936, other than HS 30045010-30045091	46.301	129.037	743.051	1.400.519
30046010	Medicaments containing antimalarial active, containing artemisinin combined with other pharmaceutical active ingredients	2.921	6.848	125.970	504.337
30046090	Medicaments containing antimalarial active principles described in Subheading Note 2, other than HS 30046010-30046020	–	81	–	13.517

Tabel-tabel

Lanjutan Tabel 2.5

H S	Uraian Komoditi	Berat Bersih (kg)		Nilai CIF (US\$)	
		Maret 2024	Jan–Mar 2024	Maret 2024	Jan–Mar 2024
(1)	(2)	(3)	(4)	(5)	(6)
30049010	Transdermal therapeutic system patches for the treatment of cancer or heart diseases	36	349	473	258.312
30049020	Closed sterile water for inhalation, pharmaceutical grade	5	6	150	153
30049030	Antiseptics	5.625	37.375	73.262	322.185
30049049	Anaesthetics, other than containing procaine hydrochloride	6.912	128.452	1.419.990	4.249.265
30049051	Analgesics, antipyretics&oth medicaments for coughs/colds,contain acetylsalicylic acid,paracetamol/dipyrone,taken orally	4.507	33.040	144.946	925.867
30049053	Analgesics, antipyretics&other medicaments for the treatment of coughs/colds,containing diclofenac,of a kind taken orally	–	2.909	–	288.831
30049054	Analgesics, antipyretics&other medicaments for the treatment of coughs/colds,containing piroxicam or ibuprofen	1	3	2.609	4.804
30049055	Analgesics, antipyretics&other medicaments for the treatment of coughs/colds, in liniment form	–	115	–	72
30049059	Analgesics, antipyretics & other medicaments for the treatment of coughs or colds, other than HS 30049051-30049055	6.349	17.592	3.453.375	9.828.845
30049062	Antimalarials, containing primaquine	–	1	–	9
30049064	Antimalarials, containing artemisinin other than of subheading 30046010	1	1	426	426
30049065	Antimalarials, herbal medicaments	4	876	230	10.198
30049069	Antimalarials, other than containing primaquine/artemisinin other than of subheading 30046010 / herbal medicaments	5	8	1.306	1.729
30049071	Anthelmintic, containing piperazine or mebendazole	–	703	–	10.122
30049072	Anthelmintic, herbal medicaments	9	14	168	177
30049079	Anthelmintic, other than containing piperazine or mebendazole or herbal medicaments	2	2.141	29	479.197
30049081	Medicaments for the treatment of cancer, HIV/AIDS or other intractable diseases, containing deferoxamine, for injection	1.539	1.553	1.302.235	1.323.050
30049082	Anti HIV/AIDS medicaments	1.954	5.368	1.717.722	2.308.514
30049089	Medicaments for the treatment of cancer or other intractable diseases, other than containing deferoxamine, for injection	37.684	93.389	6.107.519	16.082.704
30049091	Medicaments containing sodium chloride or glucose, for infusion, packaged for retail sale	165.880	652.918	304.029	852.116
30049092	Medicaments containing sorbitol or salbutamol, for infusion, packaged for retail sale	218	9.170	45.630	91.960
30049093	Medicaments containing sorbitol or salbutamol, in other forms, packaged for retail sale	95	10.040	2.820	769.885
30049096	Nasal-drop medicaments containing naphazoline, xylometazoline or oxymetazoline	–	1	–	48
30049098	Herbal medicaments, other than for anthelmintic or antimalarials	57.733	363.005	2.717.827	10.135.723
30049099	Medicament consisting of mix/unmix product for therapeutic/prophylactic uses,for retail sale,oth HS 30041015-30049098	657.775	2.347.722	33.344.766	91.889.933
30051010	Adhesive dressings and other articles having an adhesive layer, impregnated or coated with pharmaceutical substances	6.658	21.337	22.222	84.226
30051090	Adhesive dressings & other articles having an adhesive layer, other than impregnated/coated with pharmaceutical substances	55.671	198.264	580.319	2.244.888
30059010	Bandages, put up in forms or packings for retail sale for medical, surgical, dental or veterinary purposes	6.737	22.150	85.114	210.152
30059020	Gauze, put up in forms or packings for retail sale for medical, surgical, dental or veterinary purposes	14.131	76.205	214.657	655.511
30059090	Wadding,packings for retail sale for medical,surgical,dental/veterinary purposes,other than HS 30051010-30059020	199.522	579.500	2.343.994	6.598.300
30061010	Sterile absorbable surgical or dental yarn, sterile surgical or dental adhesion barriers, whether or not absorbable	2.241	16.251	769.661	2.927.708
30061090	Sterile surgical catgut,sterile tissue adhesives for surgical wound closure, sterile laminaria & sterile laminaria tents	1.030	4.033	238.583	878.228
30063020	Opacifying prep for Xray examinations, reagents of microbial origin, of a kind suit for veterinary biological diagnosis	323	1.254	77.104	234.543
30063030	Opacifying preparation for Xray examinations, other microbial diagnostic reagents	2.801	4.900	430.450	547.999
30063090	Opacifying preparations for Xray examinations, other than HS 30063010-30063030	16.271	20.971	865.025	1.609.489

Lanjutan Tabel 2.5

H S	Uraian Komoditi	Berat Bersih (kg)		Nilai CIF (US\$)	
		Maret 2024	Jan-Mar 2024	Maret 2024	Jan-Mar 2024
(1)	(2)	(3)	(4)	(5)	(6)
30064010	Dental cements and other dental fillings	9.137	14.365	1.306.298	2.296.847
30064020	Bone reconstruction cements	104	272	10.116	34.938
30065000	First-aid boxes and kits	4	27	1.577	1.778
30066000	Chemical contraceptive preparations based on hormones, on other products of heading 2937 or on spermicides	—	2.306	—	127.240
30067000	Gel prep designed to be used in hum or vet med as a lubricant for parts of the body for surg operations or physical exam	5.452	36.605	70.715	360.535
30069100	Appliances identifiable for ostomy use	851	8.514	52.369	295.732
30069290	Waste pharmaceuticals other than medicaments for the treatment of cancer, HIV/AIDS or other intractable diseases	—	5	—	328
30069300	Placebos and blinded (or double-blinded) clinical trial kits for a recognised clinical trial put up in measured doses	15	2.921	615	3.180
31010010	Fertilisers produced by of solely vegetable origin	268.603	785.426	315.708	968.333
31010092	Fertilisers produced of animal origin (other than guano), chemically treated	40.012	312.138	7.684	230.810
31010099	Animal fertilisers,not chemically treated	65	9.916	1.735	110.981
31021000	Urea, whether or not in aqueous solution	459.869	761.510	89.497	335.942
31022100	Ammonium sulphate	97.013.056	264.041.222	13.742.477	39.808.870
31022900	Double salts and mixtures of ammonium sulphate and ammonium nitrate	59.320	293.785	94.551	332.270
31023000	Ammonium nitrate, whether or not in aqueous solution	6.888.000	17.563.200	4.481.540	10.724.838
31024000	Mixtures of ammonium nitrate with calcium carbonate or other inorganic non-fertilising substances	—	1.401.000	—	536.730
31025000	Sodium nitrate	350.000	1.231.000	173.600	679.574
31026000	Double salts and mixtures of calcium nitrate and ammonium nitrate	1.531.640	6.957.458	463.499	2.094.775
31028000	Mixtures of urea and ammonium nitrate in aqueous or ammoniacal solution	7	7	27	27
31029000	Mineral or chemical fertilisers, nitrogenous, other than HS 31021000-31028000	20.330	82.061	107.942	149.204
31031110	Superphosphates containing by weight 35 % or more of diphosphorus pentaoxide (P2O5), Feed grade	—	12	—	127
31031190	Superphosphates containing by weight 35 % or more of diphosphorus pentaoxide (P2O5), other than feed grade	18.227.760	28.887.762	7.620.136	12.154.478
31031990	Superphosphates containing by weight less than 35 % of diphosphorus pentaoxide (P2O5), other than feed grade	—	19.098	—	54.189
31039090	Mineral or chemical fertilisers, phosphatic, other than superphosphate & calcined phosphatic fertilisers	209.588.010	464.942.999	21.694.043	44.815.527
31042000	Potassium chloride	357.056.340	919.008.103	107.923.368	286.281.654
31043000	Potassium sulphate	543.776	2.732.301	442.594	1.776.921
31049000	Mineral or chemical fertilisers, potassic, other than potassium chloride & potassium sulphate	3.712.110	13.747.080	801.940	2.941.392
31051010	Superphosphates and calcined phosphatic fertilisers in tablets or similar forms of a gross weight not exceeding 10 kg	—	1.002	—	1.007
31051020	Mineral/chemical fertilisers contain 2 or 3 of fertilising elements in tablets/similar forms of a gross weight ≤10 kg	540.011	540.021	329.421	329.776
31051090	Goods of this Chapter in tablets or similar forms or in packages of a gross weight ≤10 kg, other than HS 31051010-31051020	166	783	11.184	84.104
31052000	Mineral or chemical fertilisers containing the three fertilising elements nitrogen, phosphorus and potassium	12.616.642	42.743.600	6.856.673	24.395.008
31053000	Diammonium hydrogenorthophosphate (diammonium phosphate)	6.814.857	14.268.858	4.063.723	8.587.038
31054000	Ammonium dihydrogenorthophosphate and mixtures thereof with diammonium hydrogenorthophosphate	206.053	12.881.814	139.511	7.720.817
31055100	Mineral or chemical fertilisers containing nitrates and phosphates	399	24.045	3.438	26.552
31055900	Mineral/chemical fertilisers,contain the two fertilising elements nitrogen and phosphorus,oth contain nitrates and phosphates	3.562.150	13.577.331	1.415.614	5.248.586
31056000	Mineral or chemical fertilisers containing the two fertilising elements phosphorus and potassium	25.099	100.694	31.565	156.086
31059000	Mineral/chemical fertilisers contain two/three of fertilising elements nitrogen,phosphorus&potassium, oth HS 31052000-31056000	5.823.431	11.537.522	2.692.411	4.788.196
32012000	Wattle extract	1	1	10	10
32019000	Tanning extracts of vegetable origin,tanning and their salts, ethers, ester and other derivatives, other than quebracho and wattle extract	8.074	63.210	117.100	184.324
32021000	Synthetic organic tanning substances	192.154	684.331	379.048	1.319.712

Tabel-tabel

Lanjutan Tabel 2.5

H S	Uraian Komoditi	Berat Bersih (kg)		Nilai CIF (US\$)	
		Maret 2024	Jan–Mar 2024	Maret 2024	Jan–Mar 2024
(1)	(2)	(3)	(4)	(5)	(6)
32029000	Inorganic tanning substances, tanning prep, whether or not containing natural tanning substances, enzymatic prep for pre-tanning	68.189	394.385	150.763	1.625.795
32030010	Colouring matter of vegetable/animal origin incl dyeing extracts excluding animal black, of a kind used in the food/drink industries	25.297	80.729	787.358	2.266.719
32030090	Colouring matter of vegetable/animal origin incl dyeing extract excluding animal black other than used in the food or drink industries	1.595	32.000	119.796	327.633
32041110	Disperse dyes and preparations based thereon, crude	275.821	1.125.969	3.191.585	10.855.142
32041190	Disperse dyes and preparations based thereon, other than crude	1.520.356	3.853.662	6.671.333	17.385.926
32041210	Acid dyes, whether or not premetallised, and preparations based thereon	107.430	479.993	859.762	2.997.703
32041290	Mordant dyes and preparations based thereon	65.566	209.010	869.756	2.649.727
32041300	Basic dyes and preparations based thereon	45.847	167.709	339.330	718.382
32041400	Direct dyes and preparations based thereon	503.663	1.218.036	1.357.094	4.000.290
32041500	Vat dyes (including those usable in that state as pigments) and preparations based thereon	120.452	392.465	609.129	3.115.240
32041600	Reactive dyes and preparations based thereon	1.115.144	3.313.364	5.165.827	15.809.546
32041710	Synthetic organic pigment in powder form	606.445	2.001.349	5.079.788	16.106.610
32041790	Pigments and preparations based thereon, other than synthetic organic pigment in powder form	695.098	1.831.348	3.439.999	10.338.043
32041800	carotenoid colouring matters and preparations based thereon	6.099	31.017	288.868	1.143.674
32041900	Synthetic organic colouring matter & prep,including mixtures of colouring matter of 2 or more of the subheading 320411-320419	333.242	795.684	679.833	1.823.844
32042000	Synthetic organic products of a kind used as fluorescent brightening agents	872.265	3.113.046	2.217.995	8.287.081
32049000	Synthetic organic colouring matter, prep as specified in Note 3 to this Chapter , other than HS 32041100-32042000	366.178	1.202.220	5.652.758	15.983.462
32050000	Colour lakes, preparations as specified in Note 3 to this Chapter based on colour lakes.	15.555	69.140	150.619	951.143
32061110	Pigments based on titanium dioxide containing 80 % or more by weight of titanium dioxide calculated on the dry matter	9.096.355	23.982.287	22.902.740	60.391.723
32061190	Preparations based on titanium dioxide containing 80% or more by weight of titanium dioxide calculated on the dry matter	1.429.767	4.525.989	4.278.203	12.555.158
32061910	Pigments based on titanium dioxide containing less than 80 % by weight of titanium dioxide calculated on the dry matter	130.678	427.044	591.273	1.767.416
32061990	Preparations based on titanium dioxide containing < 80% by weight of titanium dioxide calculated on the dry matter	643.726	1.682.459	1.513.893	3.620.024
32062010	Chrome yellow, chrome green and molybdate orange or red based on chromium compounds	123.200	257.973	463.217	1.071.311
32062090	Pigments and preparation based on chromium compounds,oth than chrome yellow,chrome greenandmolybdate orange/red from chrome compounds	26.591	76.906	107.057	346.228
32064110	Preparations based on ultramarine	21.170	53.870	29.324	123.347
32064190	Ultramarine	83.516	157.574	187.349	543.432
32064210	Preparations based on zinc sulphide	2	9	47	124
32064290	Lithopone and other pigments based on zinc sulphide	27.003	37.008	25.878	53.615
32064911	Preparations of inorganic pigment based on cadmium compounds of hexacyanoferrates (ferrocyanides and ferrycyanides)	11.725	66.842	106.245	604.911
32064919	Preparations of other inorganic pigment based on cadmium compounds of hexacyanoferrates (ferrocyanides and ferrycyanides)	23.468	179.141	245.633	935.216
32064990	Colouring matter,other than ultramarine and prep based thereon or lithopone and other pigments and prep based on zinc sulphide	1.230.145	4.372.445	3.051.022	8.820.385
32065010	Preparations of inorganic products of a kind used as luminophores	–	2.950	–	47.329
32065090	Inorganic products of a kind used as luminophores, other than preparations	13.516	59.764	172.749	402.185
32071000	Prepared pigments, prepared opacifiers, prepared colours and similar preparations	377.431	1.733.873	1.856.175	6.353.527
32072010	Enamel frits	298.406	1.164.195	252.317	884.787
32072090	Vitrifiable enamels and glazes, engobes (slips) and similar preparations, other than enamel frits	1.194.147	3.171.199	1.467.847	3.422.637
32073000	Liquid lustres and similar preparations	68.213	239.844	381.119	1.015.712
32074000	Glass frit and other glass, in the form of powder, granules or flakes	6.796.935	18.998.500	3.300.602	9.215.447

Lanjutan Tabel 2.5

H S	Uraian Komoditi	Berat Bersih (kg)		Nilai CIF (US\$)	
		Maret 2024	Jan–Mar 2024	Maret 2024	Jan–Mar 2024
(1)	(2)	(3)	(4)	(5)	(6)
32081011	Varnishes (including lacquers) based on polyesters of a kind used in dentistry	115	622	543	6.288
32081019	Varnishes (including lacquers) based on polyesters, other than of a kind used in dentistry	78.340	274.593	370.876	1.302.290
32081020	Antifouling and/or anticorrosive paints for ships' hulls based on polyesters	11.092	28.191	48.095	97.509
32081090	Paint incl enamels based on polyesters, oth than varnishes incl lacqandantifouling and/or anticorrosive paint for ships'hulls	345.866	823.225	1.463.158	3.550.158
32082040	Antifouling and/or anticorrosive paints for ships' hulls based on acrylic or vinyl polymers	3.807	29.482	4.604	110.087
32082090	Paints based on acrylic or vinyl polymers, oth than antifouling and/or anticorrosive paint	613.368	1.918.059	4.050.995	10.628.380
32089011	Varnishes(including lacquers), >100oC heat resistance, used in dentistry, other than based on polyesters,acrylic/vinyl polymers	–	340	–	19.038
32089019	Varnishes(including lacquers), >100oC heat resistance, not used in dentistry, other based on polyesters, acrylic/vinyl polymers	277.641	806.218	1.244.417	4.007.319
32089029	Varnishes(incl lacquers), ≤100oC heat resistance, not used in dentistry, oth based on polyesters,acrylic/vinyl polymers	102.275	185.786	2.047.427	3.737.499
32089030	Antifouling and/or anticorrosive paints for ships'hulls other than based on polyestersandbased on acrylic or vinyl polymers	2.934	15.517	6.248	78.121
32089090	Paint&varnishes incl enamels&lacquers exc based on polyesters&based on acrylic/vinyl polymers &HS 32081010-32089030	1.719.950	5.150.718	6.479.514	19.771.464
32091010	Varnishes (including lacquers), based on acrylic or vinyl polymers	241.384	410.220	383.461	732.930
32091040	Leather paints, based on acrylic or vinyl polymers	42.431	86.298	391.392	765.516
32091050	Antifouling and/or anticorrosive paints for ships' hulls, based on acrylic or vinyl polymers	114.223	145.094	276.091	365.000
32091090	Paints&varnishes including enamels based on acrylic or vinyl polymers, other than HS 32091010-32091050	461.957	1.838.825	1.044.009	4.490.771
32099000	Paints and varnishes (including enamels and lacquers), other than based on acrylic or vinyl polymers	549.568	1.606.150	2.207.573	6.124.204
32100010	Varnishes (including lacquers)	164.128	382.447	632.614	1.567.925
32100020	Distempers	33	33	219	219
32100030	Prepared water pigments of a kind used for finishing leather	23.313	56.700	115.399	323.761
32100091	Antifouling and/or anticorrosive paints for ships' hulls	1.412	28.032	15.010	74.703
32100099	Paints other than antifouling and/or anticorrosive paints for ships' hulls	127.617	335.759	770.576	1.815.653
32110000	Prepared driers	191.024	404.084	689.687	1.591.330
32121000	Stamping foils	149.370	512.836	1.021.435	3.397.807
32129011	Aluminium paste dispersed in nonaqueous media, of a kind used in the manufacture of paints (including enamels)	84.543	331.166	643.292	1.923.267
32129014	Pigments incl metallic powders and flakes dispersed in not water media,in liq/paste form,for manufacture of leather paint	52.975	123.015	317.078	842.239
32129019	Pigment incl metallic powders and flakes dispersed in not water media,in liq/paste form,not for manufacture of leather paint	103.729	250.314	871.482	1.969.566
32129021	Dyes and other colouring matter put up in forms or packings for retail sale of a kind used in the food or drink industries	7.104	7.105	7.060	7.061
32129022	Dyes put up in forms/packings for retail sale of a kind not used in the food/drink industries	244	7.094	1.539	20.896
32129029	Colouring matter put up in forms/packings for retail sale of a kind not used in the food/drink industries	145.009	472.205	804.887	2.568.487
32131000	Colours in sets, of a kind used by artists, students or signboard painters	92.474	396.019	230.786	981.986
32139000	Colours, of a kind used by artists, students or signboard painters, other than colours in sets	26.257	78.952	88.648	320.795
32141000	Glaziers' putty, grafting putty, resin cements, caulking compounds & other mastics, painters' fillings	1.180.341	3.944.145	3.409.470	11.449.424
32149000	Non-refractory surfacing preparations for facades, indoor walls, floors, ceilings or the like.	1.186.959	2.962.953	4.406.359	8.865.195
32151110	Printing ink, black, ultraviolet curable	48.109	101.944	323.090	563.991
32151120	Printing ink, black, solid ink in engineered shapes for insertion into	49	6.173	1.114	34.023
32151190	Printing ink, black, other than ultraviolet curable and solid ink in engineered shapes for insertion into	218.633	752.800	3.347.757	10.579.933

Tabel-tabel

Lanjutan Tabel 2.5

H S	Uraian Komoditi	Berat Bersih (kg)		Nilai CIF (US\$)	
		Maret 2024	Jan–Mar 2024	Maret 2024	Jan–Mar 2024
(1)	(2)	(3)	(4)	(5)	(6)
32151910	Printing ink, other than black, solid ink in engineered shapes for insertion into	124.459	617.414	880.882	2.925.460
32151990	Printing ink, other than black, other than solid ink in engineered shapes for insertion into	595.932	1.928.195	7.013.351	19.056.489
32159010	Carbon mass of a kind used to manufacture carbon paper	39	4.550	5.327	39.538
32159060	Writing or drawing ink	9.516	122.617	72.052	523.048
32159070	Ink of a kind suitable for use with duplicating machines of heading 8472	541	12.820	11.246	134.537
32159090	Ink, whether or not concentrated or solid, other than HS 32151110-32159070	276.635	1.340.471	2.721.234	12.027.804
33011200	Essential oils of orange	37.825	180.019	995.125	3.912.316
33011300	Essential oils of lemon	7.352	30.767	221.873	795.713
33011900	Essential oils of citrus fruit, other than of orange & lemon	107.083	288.124	1.745.864	5.187.850
33012400	Essential oils of peppermint (Mentha piperita)	44.371	200.591	657.947	2.610.454
33012500	Essential oils of other mints, other than peppermint (Mentha piperita)	9.799	25.693	148.963	443.501
33012920	Essential oils of sandalwood	3	157	7	30.824
33012930	Essential oils of citronella	181	3.592	2.444	53.428
33012940	Essential oils of nutmeg	36	1.195	2.751	75.753
33012950	Essential oils of cloves	172	86.247	8.085	1.003.287
33012960	Essential oils of patchouli	11	2.351	1.792	149.359
33012970	Essential oils of lemon grass, cinnamon, ginger, cardamom or fennel	1.092	2.775	31.858	96.405
33012990	Essential oils other than HS 33011200-33012970	398.427	939.914	3.696.555	9.730.929
33013000	Resinoids	2.255	7.282	46.158	213.535
33019010	Aqueous distillates & aqueous solutions of essential oils suitable for medicinal use	4	10.969	25	209.511
33019020	Extract oleoresins	36.906	166.185	438.670	2.877.391
33019090	Concentrates of essential oils in fats, in fixed oils, in waxes or the like, obtained by enfleurage or maceration, terpenic by-products of the deterpenation of essential oils	275.361	511.223	4.519.225	8.581.963
33021010	Odoriferous alcoholic preparations of a kind used in the manufacture of alcoholic beverages, in liquid form	136	723	4.868	37.620
33021020	Odoriferous alcoholic preparations of a kind used in the manufacture of alcoholic beverages, in other forms	4	28	130	1.641
33021030	Other of a kind used in the food or drink industries not containing alcohol	809.316	2.403.574	14.288.607	42.566.456
33021090	Odoriferous alcoholic preparations of a kind used in the food or drink industries, other than HS 33021010-33021020	242.339	679.432	2.277.629	9.477.736
33029000	Odoriferous substances and mixtures, used as raw materials in industries other than the food or drink industries	1.846.800	5.396.322	31.237.866	84.645.505
33030000	Perfumes and toilet waters	180.276	719.263	6.544.532	18.157.479
33041000	Lip makeup preparations	75.876	527.491	2.528.044	12.402.083
33042000	Eye makeup preparations	49.386	418.679	1.510.737	8.962.709
33043000	Manicure and pedicure preparations	64.372	342.373	407.972	1.760.428
33049100	Beauty or make up preparations, powders, whether or not compressed	44.840	375.867	1.109.216	5.910.904
33049920	Antiacne preparations	6.108	58.536	190.506	1.124.784
33049930	Face or skin creams and lotions other than antiacne preparations	691.414	3.323.323	11.076.864	39.924.257
33049990	Beauty/make up preparat, for the care of the skin (incl sunscreen or sun tan preparations), ot HS 33041000-33049930	398.820	1.644.179	8.941.883	36.037.155
33051010	Shampoos having antifungal properties	14.409	80.369	75.280	396.132
33051090	Shampoos not having antifungal properties	218.611	732.665	776.679	3.606.498
33052000	Preparations for permanent waving or straightening	4.168	282.354	49.276	1.057.957
33053000	Hair lacquers	258	16.087	11.601	136.936
33059000	Preparations for use on the hair, other than shampoos, preparations for permanent waving or straightening and hair lacquer	559.839	3.452.458	1.944.572	13.924.806
33061010	Dentifrices in powders forms and pastes for dental prophylaxis	146.380	882.533	458.615	2.721.710
33061090	Dentifrices, other than in powders forms and pastes for dental prophylaxis	39.263	195.873	150.282	1.291.450
33062000	Yarn used to clean between the teeth (dental floss)	1.898	16.049	23.703	98.596
33069000	Prep for oral/dental hygiene, incl denture fixative pastes and powders,in individual retail packages,other than dentifrices	249.675	561.112	893.097	3.458.217
33071000	Preshave, shaving or aftershave preparations	12.756	22.963	80.885	192.047



Lanjutan Tabel 2.5

H S	Uraian Komoditi	Berat Bersih (kg)		Nilai CIF (US\$)	
		Maret 2024	Jan-Mar 2024	Maret 2024	Jan-Mar 2024
(1)	(2)	(3)	(4)	(5)	(6)
33072000	Personal deodorants and antiperspirants	50.298	342.088	506.620	3.241.843
33073000	Perfumed bath salts and other bath preparations	14.433	181.348	160.056	644.403
33074110	Agarbatti and other odoriferous prep which operate by burning, Scented powders of a kind used during religious rites	4.284	130.292	1.089	191.882
33074190	Agarbatti and other odoriferous prep which operate by burning, other than scented powders of a kind used during religious rites	48.932	360.526	95.682	690.784
33074910	Room perfuming preparations, whether or not having disinfectant properties	24.490	218.298	482.630	3.167.541
33074990	Deodorising rooms, other than room perfuming preparations, whether or not having disinfectant properties	30.181	114.123	383.608	1.356.424
33079010	Animal toilet preparations	8.748	70.466	73.627	295.268
33079030	Papers and tissues, impregnated or coated with perfume or cosmetics	53.341	334.800	465.567	1.556.330
33079040	Perfumery or cosmetics, including depilatories, other than HS 33071000-33079030	16.075	33.031	32.933	110.187
33079050	Contact lens or artificial eye solutions	56.326	295.770	310.560	1.199.113
33079090	Perfumery, cosmetic or toilet preparations, other than HS 33071000-33079050	27.723	35.533	43.626	85.357
34011140	Medicated soap including disinfectant soap	15.874	70.057	48.985	259.392
34011150	Soap for toilet use including bath soap other than medicated soap	403.816	1.735.404	2.480.005	7.184.039
34011161	Soap and organic surface-active products and preparations for toilet use, nonwovens impregnated, coated or covered with soap or detergent in packings for retail sale	—	4	—	34
34011169	Soap and organic surface-active products and preparations for toilet use, of felt or nonwovens, impregnated, coated or covered with soap or detergent other than nonwovens in packings for retail sale	30	31	90	174
34011170	Soap and organic surface-active products and preparations for toilet use, of paper, impregnated, coated or covered with soap or detergent	—	1	—	2
34011190	Soap and organic surface-active products & preparations in the form of bars, cakes, moulded pieces or shapes, and paper, for toilet use, other than HS 34011161 & HS 34011170	3.073	12.148	46.384	131.350
34011910	Soap and organic surface-active products and preparations other than for toilet use, of felt or nonwovens, impregnated, coated or covered with soap or detergent	3	5.334	14	31.254
34011990	Soap and organic surface-active products and preparations in the form of bars, cakes, moulded pieces or shapes, and paper, other than for toilet use, other than HS 34011910-34011920	27	19.728	772	76.949
34012020	Soap chips	78.929	918.881	723.658	2.923.995
34012091	Soap in other forms of a kind used for flotation deinking of recycled paper, other than soap chips	—	115	—	660
34012099	Soap in other forms, other than soap chips and soap of a kind used for flotation deinking of recycled paper	203.484	644.439	2.262.284	3.919.967
34013000	Organic surfaceactive products&prep for washing the skin,in the form of liquid/cream&put up for retail, contain soap/not	853.813	3.885.931	1.979.312	10.186.803
34023110	Sulphonated alkylbenzenes	525.359	1.587.992	824.403	2.522.057
34023190	Linear alkylbenzene sulphonic acids and their salts other than Sulphonated alkylbenzenes	782.777	1.495.495	988.555	2.635.179
34023910	Sulphated fatty alcohols	557.340	1.154.040	829.023	1.675.603
34023990	Other linear alkylbenzene sulphonic acids and their salts other than sulphated fatty alcohols	1.966.677	5.630.994	3.496.481	11.862.858
34024100	Cationic	1.488.744	3.424.992	2.231.143	5.498.570
34024210	Hydroxyl-terminated polybutadiene	577.550	1.608.167	1.519.278	4.472.022
34024290	Non ionic other than Hydroxyl-terminated polybutadiene	4.380.968	11.183.747	9.434.572	24.061.902
34024910	Other than cationic and non-ionic suitable for use in fire-extinguishing preparations	4	16.212	27	76.853
34024990	Other than cationic and non-ionic not suitable for use in fire-extinguishing preparations	1.910.729	3.593.990	2.341.553	5.302.079
34025011	Surface-active preparations put up for retail sale in liquid form	39.782	189.344	82.231	636.276
34025012	Anionic washing preparations or cleaning preparations, including bleaching, cleansing or degreasing preparations put up for retail sale in liquid form	34.067	197.623	104.236	565.723

Tabel-tabel

Lanjutan Tabel 2.5

H S	Uraian Komoditi	Berat Bersih (kg)		Nilai CIF (US\$)	
		Maret 2024	Jan–Mar 2024	Maret 2024	Jan–Mar 2024
(1)	(2)	(3)	(4)	(5)	(6)
34025019	Preparations put up for retail sale o.t surface-active preparations and anionic washing preparations or cleaning preparations, including bleaching, cleansing or degreasing preparations in liquid form	64.444	188.414	176.652	486.654
34025091	Surface-active preparations put up for retail sale in other than liquid form	32.670	69.992	40.420	146.964
34025092	Anionic washing preparations or cleaning preparations, including bleaching, cleansing or degreasing preparations put up for retail sale in other than liquid form	450.681	1.126.627	340.104	1.002.808
34025099	Preparations put up for retail sale o.t surface-active preparations & anionic washing preparations or cleaning preparations, includ bleaching, cleansing or degreasing preparations in o.t liquid form	49.268	151.607	96.402	444.242
34029011	Anionic wetting agents in liquid form	194.332	572.169	807.638	2.427.008
34029012	Anionic washing or cleaning preparations, including bleaching, cleansing or degreasing preparations in liquid form	94.556	294.055	335.371	841.531
34029013	Washing/cleaning preparations, including bleaching, cleansing/degreasing prep in liquid form other than anionic prep	33.258	161.780	93.625	443.892
34029014	Anionic surface active preparations in liquid form other than anionic wetting agents and washing preparations	337.095	1.824.291	638.795	3.709.006
34029019	Surf active prep, wash prep incl aux wash&clean prep,cont soap/not,in liq form, oth than HS3401, 34029011-34029014, retail	624.538	2.218.321	1.634.642	5.225.757
34029091	Anionic wetting agents not in liquid form	194.727	653.226	813.602	2.990.051
34029092	Anionic washing or cleaning reparations,including bleaching,cleansing or degreasing preparations not in liquid form	76.532	134.272	287.226	455.691
34029093	Washing/cleaning preparations, including bleaching, cleansing/degreasing prep not in liquid form other than anionic prep	4.299	23.938	36.906	104.599
34029094	Anionic surface active preparations not in liquid form other than anionic wetting agents and washing preparations	454	4.150	4.603	27.116
34029099	Surface active prep,wash prep incl aux wash&clean prep,cont soap/not,not in liq form,oth than of 3401,HS 34029091-34029094	1.093.895	4.123.744	3.295.215	11.472.677
34031111	Liquid lubricating oil prep, for treatm of textile,or oth material, containing petroleum oil/oil from bituminous mineral	23.882	143.719	98.964	398.450
34031119	Prep for treatm of textile/oth material,in liquid form,contain petrol oil/oil from bituminous mineral, other than lubricating	162.140	417.480	468.153	1.161.029
34031190	Prep for treatm of textile/oth material, contain petrol oil/oil from bituminous mineral, other than in liquid form	172.150	550.712	464.195	1.376.878
34031911	Lubricating preparations for aircraft engines,contain petroleum oil/oil from bituminous mineral, in liquid form	55.433	86.830	529.775	850.399
34031912	Lubricating prep cont. petroleum oil, not for treatment textile material/leather/furskins cont. silicone oil in liquid	2.536	8.580	20.837	53.145
34031919	Lubricate prep cont petrol oil not for treatment textile/leather/furskin/aircraft engine not cont silicone oil in liquid	516.944	1.098.219	2.315.015	5.279.806
34031990	Lubricating preparation containing petroleum oil not for treatment textile material/leather/furskins, not in liquid form	302.951	860.268	1.638.485	4.550.409
34039111	Lubricating preparation contain silicone oil-for treatment of textile/leather/furskins, not contain petrol,in liquid form	3.591	62.192	12.709	203.566
34039119	Lubricating prep for treatment of textile/leather/furskins, not contain petrol, in liquid form, other than contain silicone oil	356.750	555.710	1.002.211	1.647.299
34039190	Lubricating prep for treatment of textile/leather/furskins, not contain petrol, other than in liquid form	447.291	1.259.366	1.396.793	3.792.859
34039911	Lubricating preparations for aircraft engines, not contain petroleum oil/oil from bituminous mineral, in liquid form	25.651	78.062	278.985	795.828
34039912	Lubricating prep contain silicone oil not for treatment of textile/leather/furskins,not contain petrol,in liquid form	35.844	39.374	109.383	121.317
34039919	Lubricating prep not cont petrol,not for treatment of textile/leather/furskins/aircraft,not cont silicone oil,in liquid	1.416.756	2.441.907	543.934	2.451.439
34039990	Lubricating preparations,not containing petroleum oil,not for treatment of textile/leather/furskins, not in liquid form	2.421.434	4.322.484	3.798.967	12.501.615
34042000	Waxes, artificial and prepared, of poly(oxyethylene) (polyethylene glycol)	393.516	1.154.306	729.266	2.215.613
34049010	Waxes, artificial and prepared, of lignite chemically modified, other than poly (oxyethylene) (polyethylene glycol)	18.338	116.919	68.705	371.254
34049090	Artificial waxes & prepared waxes, other than HS 34042000-34049010	2.401.161	6.080.474	5.604.509	14.879.386

Lanjutan Tabel 2.5

H S	Uraian Komoditi	Berat Bersih (kg)		Nilai CIF (US\$)	
		Maret 2024	Jan–Mar 2024	Maret 2024	Jan–Mar 2024
(1)	(2)	(3)	(4)	(5)	(6)
34051000	Polishes, creams and similar preparations for footwear or leather	536	52.408	7.671	144.528
34052000	Polishes, creams and similar preparations for the maintenance of wooden furniture, floors or other woodwork	6.173	11.714	57.458	77.942
34053000	Polishes and similar preparations for coachwork, other than metal polishes	12.942	65.858	80.077	428.167
34054000	Scouring pastes and powders and other scouring preparations	23.282	55.442	50.265	98.964
34059010	Metal polishes	1.023	39.849	17.535	284.942
34059090	Polishes & creams, scouring pastes & powders & similar preparations, excluding waxes of HS 3404, oth HS 34051000-34059010	23.774	292.287	128.197	749.161
34060000	Candles, tapers and the like	172.071	635.905	252.840	1.551.226
34070010	Modelling pastes, including those put up for children's amusement	166.159	287.525	276.419	469.266
34070020	Prep known as dental wax/dental impression compounds, in set, for retail/in plate, horseshoe shapes, stick/similar forms	157	243	13.103	31.096
34070030	Preparations for use in dentistry, with a basis of plaster (of calcined gypsum or calcium sulphate)	6.621	19.326	302.130	709.176
35011000	Casein	142.804	484.464	1.028.001	3.592.298
35019010	Caseinates and other casein derivatives	149.554	866.977	1.129.102	7.810.520
35019020	Casein glues	7	8	285	328
35021100	Albumins, egg albumin, dried	24.012	91.620	235.213	759.020
35022000	Milk albumin, including concentrates of two or more whey proteins	101.679	215.725	738.658	1.711.327
35029000	Albumins, albuminates and other albumin derivatives, other than egg or milk albumin	19	146	1.822	14.263
35030041	Gelatin and gelatin derivatives in powder form with a bloating level of A250 or B230 or higher on the Bloom scale	204.605	463.614	1.512.178	3.541.678
35030049	Gelatin and gelatin derivatives oth in powder form with a bloating level of A250 or B230 or higher on the Bloom scale	284.999	973.040	2.456.221	8.827.160
35030050	Isinglass excluding casein glues of heading 3501	–	2	–	27
35030061	Fish glues	–	90	–	1.404
35030069	Other glues of animal origin other than fish glues	10.030	24.035	26.370	61.384
35040000	Peptones and their deriv, oth protein substances and their deriv, not specified or included, hide powder, chromed or not.	1.515.222	4.436.645	4.123.281	13.659.098
35051010	Dextrins, soluble or roasted starches	1.365.481	3.782.631	1.168.238	3.676.590
35051090	Dextrins, other than soluble or roasted starches	14.330.219	36.128.338	14.340.229	37.715.746
35052000	Glues, based on starches, or on dextrins or other modified starches	661.455	2.385.810	2.196.764	7.488.742
35061000	Products suitable for use as glues or adhesives, put up for retail sale as glues or adhesives, net weight ≤ 1 kg	387.424	1.774.181	1.594.302	6.423.477
35069110	Optically clear free-film adhesives and optically clear curable liquid adhesives of a kind used solely or principally for the manufacture of flat panel displays or touch-sensitive screen panels	15.471	73.137	154.471	529.213
35069190	Optically clear free-film adhesives and optically clear curable liquid adhesives not of a kind used solely or principally for the manufacture of flat panel displays or touch-sensitive screen panels	3.224.322	9.299.919	8.460.164	24.174.317
35069900	Glues and other adhesives, prepared, n.e.c. in heading no. 3506, not exceeding a net weight of 1kg	810.252	2.796.458	2.650.370	9.321.056
35071000	Rennet and concentrates thereof	14	51	1.525	6.184
35079000	Enzymes, other than rennet & concentrates thereof	492.136	1.854.379	3.811.453	13.799.398
36010000	Propellant powders	–	50.000	–	1.146.500
36020000	Prepared explosives, other than propellant powders	221.540	411.755	2.720.064	5.363.189
36032000	Detonating cords	101.352	186.184	1.569.972	3.140.367
36034000	Detonating caps	–	3.050	–	465.400
36035000	Igniters	105	105	352.350	352.350
36036000	Electric detonators	78.425	102.353	3.760.773	6.978.878
36041000	Fireworks	910.858	3.153.483	1.686.900	5.320.685
36049090	Pyrotechnic products, n.e.c. in heading 3604	–	4.664	–	74.729
36050000	Matches, other than pyrotechnic articles of heading 3604	55	69	981	2.472
36061000	Liquid/liquefied-gas fuels in containers, used for filling/refilling cigarette/similar lighters&of a capacity ≤ 300 cm3	2.134	4.369	13.805	32.410
36069010	Solid or semisolid fuels, solidified alcohol and similar prepared fuels	38	39	149	156
36069020	Lighter flints	–	4	–	40
36069090	Ferro-cerium and other pyrophoric alloys in all forms, article of combustible material, other than HS 36069010 - 36069090	212.406	212.609	19.703	22.638

Lanjutan Tabel 2.5

H S	Uraian Komoditi	Berat Bersih (kg)		Nilai CIF (US\$)	
		Maret 2024	Jan–Mar 2024	Maret 2024	Jan–Mar 2024
(1)	(2)	(3)	(4)	(5)	(6)
37011000	Photographic plates and film, for X-ray, in the flat, sensitised, unexposed, of any material oth paper, paperboard/textiles	7.507	25.579	282.331	684.001
37012000	Instant print film	7.670	15.702	387.761	717.380
37013000	Photographic plates and film in the flat, sensitised, unexposed, with any side exceeding 225mm, other than for X-ray and instant print film	467.288	1.261.200	1.767.967	5.702.483
37019110	Photographic plates for colour photography (polychrome) of a kind suitable for use in the printing industry	336	21.109	633	23.311
37019190	Photographic plates for colour photography (polychrome) not suitable for use in the printing industry	267	25.819	2.472	52.573
37019910	Photographic plates and film in the flat, oth colour photography, of a kind suitable for use in the printing industry	52.518	101.336	176.487	351.478
37019990	Photographic plates and film in the flat, oth colour photography, not suitable for use in the printing industry	29.414	53.637	88.624	178.226
37021000	Photographic film for X-rays, in rolls, sensitised and unexposed (other than of paper, paperboard or textiles)	546	1.509	49.221	82.924
37023100	Photographic film in rolls without perforations, of a width not exceeding 105 mm, for colour photography (polychrome)	5.552	8.664	18.616	31.740
37023200	Photographic film in rolls without perforations, of a width not exceeding 105 mm, with silver halide emulsion	–	5	–	349
37023900	Photographic film in rolls without perforations, of a width not exceeding 105 mm, other than HS 37023100 & HS 37023200	155	2.292	3.494	6.904
37024290	Photo film in roll without perforat, w>610mm&l>200m, other than color photo, not use in medic,surgical,dental/veterinary, sciences/ in print industry	6.199	6.199	4.436	4.436
37024300	Photo film in roll without perforat, w>610mm&l≤200m, other than color photo,use in medic,surgical,dental/veterinary, sciences/in print industry	281	5.607	6.047	58.133
37024400	Photo film in roll without perforat, width>105mm but ≤610mm, other than color photo,use in medic,surgical,dental/veterinary,sciences/in print industry	12.906	27.714	62.956	140.483
37025290	Photographic film in rolls, for polychrome, width ≤ 16 mm, not suitable for use in cinematography	509	511	3.532	3.673
37025440	Photographic film in rolls, for polychrome, 16 mm < width ≤ 35 mm, of a length ≤ 30 m, other than for slide, use in medic,surgical,dent/vet,sci/in print ind	–	1	–	19
37025490	Photographic film in rolls, for polychrome,,16 mm < width ≤ 35 mm, of a length ≤ 30 m, other than for slide, use in other than medic,surgical,dent/vet,sci/in print ind	359	665	52.854	65.033
37025590	Photographic film in rolls, for polychrome, 16 mm < width ≤ 35 mm, of a length > 30 m, other than HS 37025520 - 37025550	–	67	–	15.692
37025690	Photographic film in rolls, for polychrome, width > 35 mm, other than a kind suitable for use in cinematography	–	1	–	173
37029690	Photographic film in rolls, width ≤ 35 mm, length ≤ 30 m, not suitable for use in cinematography	1	73	95	6.683
37029790	Photographic film in rolls, width ≤ 35 mm, length > 30 m, not suitable for use in cinematography	3	264	373	535
37029890	Photographic film in rolls, width > 35 mm, length < 120 m, not suitable for use in cinematography	692	9.817	7.683	74.063
37031010	Photographic paper,paperboard & textiles,sensitised,unexposed n rolls of a width > 610 mm but not exceeding 1,000 mm	23	23	186	186
37031090	Photographic paper, paperboard & textiles,sensitised,unexposed n rolls of a width > 610 mm but exceeding 1,000 mm	241.450	429.853	764.519	1.460.404
37032000	Photographic paper, paperboard & textiles,sensitised,unexposed, for colour photography (polychrome)	32.340	121.895	88.366	314.621
37039000	Photographic paper, paperboard & textiles, (for other than colour photography&in rolls of a width >610mm), sensitised,unexposed	18.106	118.724	127.726	606.922
37040010	X-ray plates or film	–	400	–	954
37040090	Photographic plates, film, paper, paperboard & textiles, exposed but not developed, other than X-ray plates or film	10.556	16.929	213.560	499.708
37050090	Photographic plates and film, exposed and developed, other than cinematographic film, other than X-ray and microfilm	3.295	3.969	9.597	36.863

Lanjutan Tabel 2.5

H S	Uraian Komoditi	Berat Bersih (kg)		Nilai CIF (US\$)	
		Maret 2024	Jan–Mar 2024	Maret 2024	Jan–Mar 2024
(1)	(2)	(3)	(4)	(5)	(6)
37061010	Newsreels, travelogues, technical and scientific films, of a width of 35 mm or more	1	1	1	1
37069010	Newsreels, travelogues, technical and scientific films, of a width less than 35 mm	–	3	–	11
37069030	Cinematographic film other documentary films of a width less than 35 mm	–	1	–	47
37071000	Sensitising emulsions	4.792	23.544	48.764	148.409
37079010	Flashlight materials	805	956	4.380	6.702
37079090	Chemical preparations for photographic uses, other than flashlight materials not sensitising emulsions	151.119	418.892	1.509.346	4.016.792
38011000	Artificial graphite	630.561	2.673.159	2.119.735	4.445.408
38012000	Colloidal or semicolloidal graphite	8.980	16.099	38.245	58.786
38013000	Carbonaceous pastes for electrodes and similar pastes for furnace linings	8.052.919	59.284.075	5.931.358	47.581.980
38019000	Preparations based on graphite/other carbon, blocks, plates/oth semi-manufactures, other than HS 38011000-38013000	343.798	790.990	435.726	771.293
38021010	Activated carbon based on coconut shell charcoal	228.003	780.757	455.422	1.640.234
38021090	Activated carbon based on other than coconut shell charcoal	1.190.401	3.219.152	2.021.479	5.918.682
38029010	Activated bauxite	953	221.980	3.348	102.726
38029020	Activated clays or activated earths	12.869.252	39.913.480	3.739.729	9.671.610
38029090	Animal black, including spent animal black, other than activated bauxite, activated clays or activated earths	3.516.592	9.107.208	958.746	2.310.336
38030000	Tall oil, whether or not refined.	19.570	19.570	69.155	69.155
38040010	Concentrated sulphite lye	209.494	271.959	127.305	215.058
38040090	Resid lyes from the manufact of wood pulp,Oth than concentrate sulphite lye and Calcium lignin sulphonat binder	667.858	2.449.827	1.177.619	3.603.467
38051000	Gum, wood or sulphate turpentine oils	26.540	46.588	51.059	90.733
38059000	Other terpenic oils, other treatment of coniferous woods, crude dipentene, sulphite turpentine and other crude para-cymene, pine oil containing alpha-terpineol as the main constituent	113.672	440.205	396.742	1.267.358
38061000	Rosin and resin acids	120.179	239.876	263.784	526.700
38062000	Salts of rosin, of resin acids or of derivatives of rosin or resin acids, other than salts of rosin adducts	–	18.079	–	77.635
38063010	Ester gums in blocks	1	27.018	23	50.339
38063090	Ester gums other than in blocks	73.753	262.745	362.496	987.438
38069010	Rosin spirit and rosin oils, n.e.c. in heading no. 3806, run gums in blokcks	–	4	–	7
38069090	Rosin spirit and rosin oils, other than HS 38061000-38069010, rum gums other than in blokcks	157.248	728.155	302.664	1.519.668
38070000	Wood tar, wood tar oils, wood creosote, wood naphtha, vegetable pitch, brewers' pitch and similar preparations based on rosin, resin acids or on vegetable pitch	4.297	4.357	31.848	32.752
38085220	Fungicides and insecticides in aerosol containers, in packing w ≤ 300 g,	–	9	–	48
38085290	DDT, in packing w≤300 g, other than wood preservatives, being preparations oth than surface coatings, cont insecticid/fungicid and fungicides and insecticides in aerosol containers	13.481	25.588	42.571	59.563
38085919	Insecticides, other than in aerosol containers	3.400	9.161	47.744	147.586
38085929	Fungicides, other than in aerosol containers	–	98.000	–	500.500
38085960	Herbicides, Disinfectants	2.180	65.942	8.322	363.293
38085991	Wood preservatives, being preparations other than surface coating, containing insecticide/fungicide, in packing >300gr	–	6.250	–	27.300
38085999	DDT (ISO) (clofenotane), in packings of a net weight content more than 300 g, other than wood preservative	–	2.138	–	9.269
38086140	Goods specified in Subhead Note 2 to this Chap,In liquid form,in pack of net weight content ≤ 300g	567	567	1.208	1.208
38086230	Mosquito repellent mats, in packings of a net weight content > 300 g but not exceeding 7.5 kg	–	60	–	6
38086290	Good specifd in Subhead Note 2 this Chapt,packings of 300g < net weight ≤7.5kg, other than HS38086210-38086250	–	1	–	11
38086990	Moulding into mosquito coils other than powder, in packings of a net weight content >7.5kg	26.153	59.411	298.523	1.104.851

Tabel-tabel

Lanjutan Tabel 2.5

H S	Uraian Komoditi	Berat Bersih (kg)		Nilai CIF (US\$)	
		Maret 2024	Jan–Mar 2024	Maret 2024	Jan–Mar 2024
(1)	(2)	(3)	(4)	(5)	(6)
38089110	Insecticides, Intermediate preparat contain 2-(methylpropyl-phenol methylcarbamate)	–	7	–	124
38089120	Insecticides, powder for moulding into mosquito coil	387.079	942.045	1.252.138	4.142.220
38089140	Insecticides, mosquito repellent coils	–	130	–	10
38089150	Insecticides, mosquito repellent mats	–	16.804	–	130.199
38089191	Insecticides, having deodorising function	150	11.152	120.240	296.666
38089199	Insecticides, other than HS 38089110-38089191	1.125.842	3.323.290	13.174.490	44.017.160
38089211	Fungicides, in aerosol containers, with a validamycin content not exceeding 3 % by net weight	525.400	907.200	1.073.880	1.794.940
38089219	Fungicides, in aerosol containers, with a validamycin content exceeding 3 % by net weight	181.203	396.346	573.751	1.987.162
38089290	Fungicides, other than in aerosol containers	1.468.752	4.535.625	7.393.537	27.083.290
38089311	Herbicides, in aerosol containers	–	9.240	–	68.838
38089319	Herbicides, other than in aerosol containers	2.111.972	6.493.144	8.036.630	27.227.691
38089320	Anti-sprouting products	742	8.890	45.096	540.297
38089330	Plant-growth regulators	118.336	525.524	458.262	1.829.442
38089410	Disinfectants, containing mixtures of coal tar acid and alkalis	12.283	47.420	39.349	101.815
38089420	Disinfectants, other than containing mixtures of coal tar acid and alkalis, in aerosol containers	2.400	2.400	22.560	22.560
38089490	Disinfectants, other than containing mixtures of coal tar acid and alkalis, other than in aerosol containers	551.732	1.938.783	1.048.519	3.490.528
38089910	Wood preservatives, containing insecticides or fungicides	46.485	98.721	100.694	191.964
38089990	Wood preservatives, other than containing insecticides or fungicides	562.819	1.764.982	1.709.442	7.939.245
38091000	Finishing agents, dye carriers to accelerate dyeing or fixing of dye-stuffs with basis of amylaceous substances	1.750	51.515	24.380	97.907
38099110	Finishing agents, dye carriers to accelerate dyeing or fixing of dye-stuffs with other than amylaceous substances, of a kind used on the textile or like industries, softening agents	61.529	300.084	237.391	962.006
38099190	Finishing agents, dye carriers to accelerate dyeing or fixing of dye-stuffs with other than amylaceous substances, of a kind used on the textile or like industries, other than softening agents	1.420.611	4.406.784	3.391.502	10.643.337
38099200	Finishing agents, dye carriers to accelerate dyeing or fixing of dye-stuffs with other than amylaceous substances, of a kind used in the paper or like industries	3.061.902	8.810.308	5.052.092	14.811.057
38099300	Finishing agents, dye carriers to accelerate dyeing or fixing of dye-stuffs with other than amylaceous substances, of a kind used in the leather or like industries	205.329	808.770	789.088	2.682.835
38101000	Pickling preparations for metal surfaces; soldering, brazing/welding powders and pastes consisting of metal and other materials	477.057	1.523.407	2.033.280	7.863.333
38109000	Fluxes&oth auxiliary preparation, for soldering, brazing/welding, or prep use as cores/coat for welding electrodes/rods	822.035	3.058.067	2.366.322	7.066.665
38111100	Anti-knock preparations, based on lead compounds	–	6.268	–	57.624
38111900	Anti-knock preparations, other than those based on lead compounds	49.988	93.627	237.047	410.609
38112110	Lubricating oil additives, containing petroleum oils or oils obtained from bituminous minerals, put up for retail sale	1.536	107.391	8.056	387.261
38112190	Lubricating oil additives, containing petroleum oils or oils obtained from bituminous minerals, not for retail sale	6.624.894	19.549.417	24.111.994	70.440.388
38112900	Lubricating oil additives, not containing petroleum oils or oils obtained from bituminous minerals	116.410	581.110	734.617	3.535.334
38119010	Oxidation and gum inhibitors, viscosity improvers, anti-corrosive preparation, rust preventatives or corrosion inhibitor	150.139	778.984	508.988	1.895.783
38119090	Oxidation&gum inhibitor, viscosity improver, anti-corrosive prep, oth prep additive mineral oil/liquid, n.e.c. in heading 3811	498.649	1.482.318	2.138.806	5.727.510
38121000	Rubber accelerators, prepared	2.609.200	7.038.953	6.477.062	18.094.156
38122000	Plasticisers, compound, for rubber or plastics	1.539.211	4.106.118	2.514.059	6.583.245
38123100	Anti-oxidise prepar and other compound stabiliser;for rubber/plastic, mix of oligomer of 2,2,4-trimethyl-1,2-dihydroquinoline	888.126	2.446.127	2.190.306	6.435.006
38123900	Anti-oxidising preparations and other compound stabilisers, for rubber or plastics, other than 3812.31.00	2.903.322	9.987.787	7.105.102	23.464.252
38130000	Fire-extinguishers, preparations and charges and charged fire-extinguishing grenades	336.877	1.230.869	327.712	2.153.817

Lanjutan Tabel 2.5

H S	Uraian Komoditi	Berat Bersih (kg)		Nilai CIF (US\$)	
		Maret 2024	Jan–Mar 2024	Maret 2024	Jan–Mar 2024
(1)	(2)	(3)	(4)	(5)	(6)
38140000	Organic composite solvents and thinners, not elsewhere specified or included, prepared paint or varnish removers.	1.856.620	6.021.177	3.241.039	10.661.765
38151100	Catalyst, support; reaction initiator/accelerator&catalytic prep, with nickel/nickel compound as the active substance	144.399	870.867	2.356.429	13.424.457
38151200	Catalyst, support; reaction initiator/accelerator&catalytic prep, with precious metal or compounds as the active substance	67.922	211.184	3.764.586	12.534.369
38151900	The supported catalysts, other than HS 38151100 - 38151200	75.024	445.287	902.838	7.184.322
38159000	Reaction initiators, reaction accelerators and catalytic preparations, unsupported, n.e.c. or included	5.480.211	30.066.627	11.221.624	64.471.064
38160010	Refractory cements, other than products of heading no. 3801	3.221.536	7.913.723	2.797.774	6.857.695
38160020	Dolomite ramming mix, other than products of heading no. 3801	607.884	3.480.226	368.264	3.025.685
38160090	Mortars, concretes & similar compositions, other than products of heading 3801.	23.190.548	76.802.122	15.659.258	54.135.852
38170000	Mixed alkylbenzenes & mixed alkylnaphthalenes, other than those of heading 2707 or 2902.	1.780.570	3.554.638	3.030.783	5.874.018
38180000	Chemical elementsDopedFor use in electronics, in Discs Form, wafer/similarForm, chemical Compound Doped For use in electronic	263.964	762.815	12.196.649	38.723.202
38190000	Hydraulic brake fluid&oth prep liquid hydraulic transmission nor contain ≤70% weight petrol oil/obtain bitumin mineral	676.884	1.388.222	1.681.492	3.671.610
38200000	Anti-freezing preparations and prepared de-icing fluids.	599.657	1.340.508	1.072.706	2.635.537
38210010	Prepared culture media for the development of microorganisms	13.992	32.693	447.719	1.225.071
38210090	Prepared culture media for the development of plant, human or animal cells	834.613	1.463.948	1.452.301	3.413.693
38221100	Diagnostic/laboratory reagents on a backing, prepared diagnostic/laboratory reagents whether/not on a backing, whether/not put up in the form of kits, For malaria	–	3	–	610
38221200	Diagnostic/laboratory reagents on a backing, prepared diagnostic/laboratory reagents whether/not on a backing, whether/not put up in the form of kits, For Zika& oth disease by the genus Aedes	1	49	872	6.261
38221300	Diagnostic/laboratory reagents on a backing, prepared diagnostic/laboratory reagents whether/not on a backing, whether/not put up in the form of kits, For blood-grouping	5.067	13.593	576.787	1.388.767
38221900	Diagnostic/laboratory reagents on a backing, prepared diagnostic/laboratory reagents whether/not on a backing, whether/not put up in the form of kits, For other than malaria, zka and blood-grouping	153.718	851.126	6.323.026	28.817.093
38229010	Other than those of heading 3006, certified reference materials, Sterilisation indicator strips and tapes	13.226	32.700	1.068.215	1.925.325
38229090	Other than those of heading 3006, certified reference materials, other than Sterilisation indicator strips and tapes	141.417	488.622	5.602.214	12.889.524
38231100	Industrial monocarboxylic fatty acids, stearic acid	306.816	1.127.843	412.912	1.409.592
38231200	Industrial monocarboxylic fatty acids, oleic acid	110.180	264.860	73.980	221.442
38231300	Industrial monocarboxylic fatty acids, tall oil fatty acids	9.038	30.541	45.606	102.271
38231911	Industrial monocarboxylic fatty acids, acid oils from refining, coconut acid oil	–	1	–	14
38231919	Industrial monocarboxylic fatty acids, acid oils from refining, other than coconut acid oil	410.687	412.642	613.421	677.287
38231920	Industrial monocarboxylic fatty acids, other than acid oils from refining, palm fatty acid distillate	22.830	44.103	33.576	58.044
38231990	Industrial monocarboxylic fatty acids, other than acid oils from refining, other than palm fatty acid distillate and palm kernel fatty acid distillate	497.057	1.972.683	816.401	3.127.626
38237010	Industrial fatty alcohols, in the form of wax	5.846	21.263	35.947	112.665
38237090	Industrial fatty alcohols other than in the form of wax	3.091.812	7.925.856	4.228.794	10.869.876
38241000	Prepared binders for foundry moulds or cores	1.051.421	2.654.392	2.306.875	5.055.821
38243000	Non-agglomerated metal carbides mixed together or with metallic binders	37.491	75.689	306.559	524.805
38244000	Prepared additives for cements, mortars or concretes	5.345.952	17.600.893	4.260.210	15.072.653
38245000	Non-refractory mortars and concretes	234.369	1.643.897	56.283	426.039
38246000	Sorbitol other than that of subheading 290544	774.696	2.453.109	417.285	1.406.897
38248100	Goods specified in Subheading Note 3 to this Chapter, containing oxirane (ethylene oxide)	48.071	97.634	228.391	466.550

Tabel-tabel

Lanjutan Tabel 2.5

H S	Uraian Komoditi	Berat Bersih (kg)		Nilai CIF (US\$)	
		Maret 2024	Jan-Mar 2024	Maret 2024	Jan-Mar 2024
(1)	(2)	(3)	(4)	(5)	(6)
38248200	Goods specified in Subheading Note 3 to this Chapter, containing polychlorinated biphenyls (PCBs), polychlorinated terphenyls (PCTs) or polybrominated biphenyls (PBBs)	73	138	969	1.992
38248300	Goods specified in Subheading Note 3 to this Chapter, containing tris(2,3-dibromopropyl) phosphate	20	13.254	133	27.603
38248400	Goods Subhead Note3 this Chap, contain aldrin,camphechlor,chlordane/decone,DDT, dieldrin,endosulfan,endrin,heptachlor/mirex	126	10.744	2.394	67.132
38248700	Goods specified in Subhead Note 3, contain perfluorooctane sulphonic acid, its salts, sulphonamides/sulphonyl fluoride	200	230	2.118	3.849
38248900	Goods specified in Subheading Note 3 to this Chapter, containing short-chain chlorinated paraffins	25.809	101.220	94.473	365.008
38249100	Mixtures and preparations consisting mainly of methyl methyl methylphosphonate and bis methylphosphonate	—	11	—	363
38249200	Polyglycol esters of methylphosphonic acid	963	2.886	6.420	19.258
38249910	Ink removers, stencil correctors, other correcting fluids & correction tapes(other than head 9612), packings for retail sale	445.855	1.484.029	1.191.599	4.662.342
38249930	Copying pastes with a basis of gelatin, whether presented in bulk/ ready for use (i.e: on a paper or textile backing)	238.235	538.521	807.067	2.114.719
38249940	Chemical products & preparations of the chemical or allied industries, composite inorganic solvents	1.166.213	2.902.683	4.861.213	12.032.286
38249950	Chemical products & preparations of the chemical or allied industries, acetone oil	13.594	62.946	477.800	2.542.965
38249960	Chemical products & preparations of the chemical or allied industries, chemical preparations contain monosodium glutamate	11.778	183.794	18.670	532.582
38249970	Chemical product&prep of the chemical/allied industries, other chemical prep, of used in the manufacture of foodstuff	1.963.521	5.915.882	6.684.678	19.318.567
38249991	Chemical products & preparations of chemical/allied industries, naphthenic acids,their water insoluble salts&their esters	1.220.000	3.949.923	4.615.310	12.511.025
38249999	Prepared binders for foundry moulds/cores;chemical product&prep of chemical/allied industry; other than HS 38241000-38249991	37.487.367	114.427.165	17.987.845	54.719.622
38253010	Clinical waste: syringes, needles, cannulae and the like	—	8	—	172
38259000	Residual products of the chemical/allied industries, not elsewhere specified/included, other than HS 38251000- 38256900	28	32	240	276
38271190	Mixtures containing halogenated derivatives, containing CFCs, HCFCs, PFCs, oth than Transformer&circuit breaker oils, contain by weight < 70 % of petroleum oils/oils obtained from bituminous minerals	15.372	74.837	58.368	392.385
38273910	Mixtures containing halogenated derivatives, has HCFCs, has/not PFCs or HFCs,not have CFCs, containing oth than substances of subheadings 290341-290348&290371-290375, Transformer&circuit breaker oils	—	1.747	—	15.837
38275100	Mixtures containing halogenated derivatives, containing trifluoromethane (HFC-23), but not containing chlorofluorocarbons (CFCs) or hydrochlorofluorocarbons (HCFCs)	—	209	—	2.837
38275900	Mixtures containing halogenated derivatives, containing perfluorocarbons (PFCs), but not containing chlorofluorocarbons (CFCs) or hydrochlorofluorocarbons (HCFCs)	—	11.462	—	14.385
38276110	Mixtures containing halogenated derivatives, containing mixture of HFC-125, HFC-143a and HFC-134a (HFC-404a)	—	50.185	—	157.784
38276120	Mixtures containing halogenated derivatives, containing mixture of HFC-125 and HFC-143a (HFC-507a)	—	32.136	—	146.594
38276190	Mixtures containing halogenated derivatives, containing ≥15% by mass of HFC-143a, oth than mixture of HFC-125, HFC-143a and HFC-134a (HFC-404a) & mixture of HFC-125&HFC-143a (HFC-507a)	—	6.731	—	24.878
38276200	Mixtures containing halogenated derivatives, containing ≥55% by mass of HFC-125 but not containing unsaturated fluorinated derivatives of acyclic hydrocarbons (HFOs)	—	6.138	—	21.582
38276310	Mixtures containing halogenated derivatives, containing 40% or more by mass of pentafluoroethane (HFC-125):mixture of HFC-32 and HFC-125 (HFC-410a)	12.995	194.659	42.435	786.604



Lanjutan Tabel 2.5

H S	Uraian Komoditi	Berat Bersih (kg)		Nilai CIF (US\$)	
		Maret 2024	Jan-Mar 2024	Maret 2024	Jan-Mar 2024
(1)	(2)	(3)	(4)	(5)	(6)
38276390	Mixtures containing halogenated derivatives, containing 40% or more by mass of pentafluoroethane (HFC-125): oth than mixture of HFC-32 and HFC-125 (HFC-410a)	—	13.655	—	77.690
38276400	Mixtures containing halogenated derivatives, containing ≥30% by mass of 1,1,1,2-tetrafluoroethane (HFC-134a) but not containing unsaturated fluorinated derivatives of acyclic hydrocarbons (HFOs)	—	36.475	—	124.770
38276900	Mixtures containing CFCs, whether or not containing HCFCs, PFCs or HFCs, containing HBFCs, containing carbon tetrachloride, containing methyl chloroform, other than HS 38276110-38276800	—	5.504	—	25.840
38279000	Mixtures containing halogenated derivatives of methane, ethane or propane, not elsewhere specified or included, other than HS 38271110-38276900	618	60.473	5.258	342.689
39011012	Ethylene polymers, polyethylene w/ specific gravity of < 0.94, in liquid/paste form, Polyethylene containing 5 % or less alpha-olefin monomers)	85.423	360.711	205.552	610.009
39011019	Ethylene polymers, polyethylene w/ specific gravity of < 0.94, in liquid/paste form, oth than Polyethylene containing 5 % or less alpha-olefin monomers)	276.554	816.385	448.389	1.217.416
39011092	Ethylene polymers, polyethylene w/ specific gravity of < 0.94, in oth than liquid/paste form, Polyethylene containing 5 % or less alpha-olefin monomers)	10.519.475	55.374.234	10.896.906	56.131.630
39011099	Ethylene polymers, polyethylene w/ specific gravity of < 0.94, in oth than liquid/paste form, oth than Polyethylene containing 5 % or less alpha-olefin monomers)	21.736.946	64.865.743	26.271.695	76.313.598
39012000	Ethylene polymers, in primary forms, polyethylene having a specific gravity of > 0.94	34.187.149	156.680.302	37.666.971	167.536.602
39013000	Ethylene polymers, in primary forms, ethylene-vinyl acetate copolymers	8.535.866	24.920.859	14.177.396	41.456.138
39014000	Ethylene polymers, in primary forms, ethylene-alpha-olefin copolymers, having a specific gravity of < 0.94	22.369.754	61.869.493	26.862.751	74.210.240
39019040	Ethylene polymers, in primary forms, other than 3901.10 - 3901.40, in dispersion	43.750	132.159	107.281	288.163
39019090	Ethylene polymers, in primary forms, other than 3901.10 - 3901.40, other than in dispersion	6.693.618	21.101.005	11.269.181	32.619.544
39021030	Polypropylene in primary forms, in dispersion	200	1.172	4.540	9.936
39021040	Polypropylene in primary forms, granules, pellets, beads, flakes, chips and similar forms	55.961.310	269.606.914	58.480.008	276.219.111
39021090	Polypropylene in primary forms, other than in dispersion, granules, pellets, beads, flakes, chips and similar forms	8.166.193	30.840.183	10.707.627	36.273.606
39022000	Polyisobutylene, in primary forms	166.461	647.087	381.229	1.910.245
39023030	Propylene copolymers, in the form of liquids or pastes	155.486	267.724	408.805	736.797
39023090	Propylene copolymers, other than in the form of liquids or pastes	24.734.361	108.533.913	31.187.478	135.174.711
39029010	Propylene, oth olefin polymers, oth HS 39021000 - 39023000, chlorinated polypropylene suitable in printing ink formulation	9.770	220.206	85.112	768.941
39029090	Propylene, oth olefin polymers, oth HS 39021000-39023000, oth than chlorinated polypropylene suitable in printing ink formulation	1.248.775	3.284.481	3.309.050	9.743.869
39031110	Polystyrene, expansible, in the form of granules	1.058.148	4.688.825	1.449.633	6.233.773
39031190	Polystyrene, expansible, in the form of other than granules	479.255	1.523.601	1.152.367	3.485.583
39031910	Polystyrene, other than expansible, in dispersion	72.001	300.820	90.038	379.026
39031920	Polystyrene, other than expansible, in granules, pellets, beads, flakes, chips and similar forms	2.441.998	10.193.799	3.507.674	13.876.253
39031990	Polystyrene, other than expansible, other than in dispersion, granules, pellets, beads, flakes, chips and similar forms	1.116.801	5.873.796	1.367.919	7.274.519
39032040	Styrene-acrylonitrile (SAN) copolymers, in aqueous dispersion	—	17.736	—	21.283
39032050	Styrene-acrylonitrile (SAN) copolymers, in non-aqueous dispersion	54.028	144.051	74.221	194.612
39032090	Styrene-acrylonitrile (SAN) copolymers, other than in aqueous and non-aqueous dispersion	1.831.506	4.478.795	2.579.272	6.487.543
39033040	Acrylonitrile-butadiene-styrene (ABS) copolymers, in aqueous dispersion	—	15.016	—	31.201
39033060	Acrylonitrile-butadiene-styrene (ABS) copolymers, in the form of granules	2.219.878	7.063.088	3.795.674	11.428.842
39033090	Acrylonitrile-butadiene-styrene (ABS) copolymers, oth than in aqueous and non-aqueous dispersion, and the form of granules	4.785.538	13.591.204	8.255.234	23.126.915

Tabel-tabel

Lanjutan Tabel 2.5

H S	Uraian Komoditi	Berat Bersih (kg)		Nilai CIF (US\$)	
		Maret 2024	Jan–Mar 2024	Maret 2024	Jan–Mar 2024
(1)	(2)	(3)	(4)	(5)	(6)
39039030	Polymers of styrene, in primary forms, oth than polystrene, SAN, ABS, in dispersion	377.007	1.233.130	511.381	1.905.180
39039091	Polymers of styrene, in primary forms, oth than polystrene, SAN, ABS, other than in dispersion, impact resistant polymers of styrene, having notched izod impact at 23 oC less than 80 J/m	155.600	755.903	248.676	1.042.349
39039099	Polymers of styrene, in primary forms, oth than polystrene, SAN, ABS, other than in dispersion, oth than impact resistant polymers of styrene, having notched izod impact at 23 oC less than 80 J/m	801.860	3.463.120	1.807.400	8.031.676
39041010	Poly(vinyl chloride), not mixed with any other substances, homopolymers, suspension type	3.144.005	8.196.611	2.424.554	6.122.981
39041091	Poly(vinyl chloride), not mixed with any other substances, oth thn homopolymers suspension type, in the form of granules	182.750	375.262	242.906	505.955
39041092	Poly(vinyl chloride), not mixed with any other substances, oth thn homopolymers suspension type, in the form of powder	1.512.036	4.716.669	1.365.074	4.256.875
39041099	Poly(vinyl chloride),not mixed with any oth substances,oth homopolymers suspension type,other than in the granules/powder form	1.738.383	4.694.242	1.964.855	5.091.932
39042110	Other poly(vinyl chloride), non-plasticised, in primary forms, in the form of granules	51.038	79.578	71.342	112.483
39042120	Other poly(vinyl chloride), non-plasticised, in primary forms, in the form of powder	31.182	248.178	61.491	275.544
39042190	Other poly(vinyl chloride), non-plasticised, in primary forms, in the form of other than granules and powder	397.101	1.476.529	550.332	1.701.701
39042210	Other poly(vinyl chloride), plasticised, in primary forms, in dispersion	32	297	215	1.855
39042220	Other poly(vinyl chloride), plasticised, in primary forms, in the form of granules	590.721	1.859.324	6.901.275	13.187.136
39042230	Other poly(vinyl chloride), plasticised, in primary forms, in the form of powder	56.000	212.654	36.400	163.191
39042290	Other poly(vinyl chloride), plasticised, in primary forms, in the form of other than granules and powder	1.321.176	2.883.422	1.534.352	3.378.962
39043010	Vinyl chloride-vinyl acetate copolymers, in primary forms, in the form of granules	1.050	65.550	4.788	204.529
39043020	Vinyl chloride-vinyl acetate copolymers, in primary forms, in the form of powder	139.258	282.180	321.449	778.916
39043090	Vinyl chloride-vinyl acetate copolymers, in primary forms, other in the form of granules/powder	188.510	366.437	437.380	746.434
39044010	Other vinyl chloride copolymers, in primary forms, n.e.c. in heading 3904, in the form of granules	19.200	67.214	87.264	248.225
39044020	Other vinyl chloride copolymers, in primary forms, n.e.c. in heading 3904, in the form of powder	32.942	139.492	117.720	541.636
39044090	Other vinyl chloride copolymers, in primary forms, n.e.c. in heading 3904, in the form of other than granules and powder	154.524	341.044	414.718	897.815
39045040	Vinylidene chloride polymers, in primary forms, in dispersion	17.200	20.200	96.693	119.428
39045050	Vinylidene chloride polymers,in primary forms, in the form of granules	38.000	79.000	68.782	156.234
39045060	Vinylidene chloride polymers, in primary forms, in the form of powder	840	1.680	7.140	14.280
39045090	Vinylidene chloride polymers, in primary forms, other in the form of dispersion/granules/powder	42.235	99.757	69.614	147.886
39046110	Fluoro-polymers, polytetrafluoroethylene, in primary forms, in the form of granules	16.750	19.494	20.770	26.420
39046120	Fluoro-polymers, polytetrafluoroethylene, in primary forms, in the form of powder	1.876	5.735	33.968	73.346
39046190	Fluoro-polymers,polytetrafluoroethylene, in primary forms, other than in form of granules/powder	5.089	21.203	153.269	817.259
39046930	Fluoro-polymers, other than polytetrafluoroethylene, in primary forms, in dispersion	6.079	16.079	152.750	397.997
39046940	Fluoro-polymers, other than polytetrafluoroethylene, in primary forms, in the form of granules	228.275	1.010.525	494.611	2.234.060
39046950	Fluoro-polymers, other than polytetrafluoroethylene, in primary forms, in the form of powder	—	2.000	—	1.051

Lanjutan Tabel 2.5

H S	Uraian Komoditi	Berat Bersih (kg)		Nilai CIF (US\$)	
		Maret 2024	Jan-Mar 2024	Maret 2024	Jan-Mar 2024
(1)	(2)	(3)	(4)	(5)	(6)
39046990	Fluoro-polymers, other than polytetrafluoroethylene, in primary forms, in the form other than dispersion, granules, and powder	35.817	117.371	855.246	2.326.938
39049040	Vinyl chloride, other halogenated olefin polymers, n.e.c. in heading no. 3904, in the form of granules	825	1.232	4.285	7.964
39049050	Vinyl chloride, other halogenated olefin polymers, n.e.c. in heading no. 3904, in the form of powder	1.100	15.110	8.790	54.662
39049090	Vinyl chloride, oth halogenated olefin polymers, n.e.c. in heading no. 3904, other thn in form of dispersion/granules/powder	47.749	52.551	158.970	173.566
39051200	Poly(vinyl acetate), in aqueous dispersion, in primary forms	154.366	200.506	200.134	304.086
39051910	Poly(vinyl acetate), other than in aqueous dispersion, in primary forms, in the form of liquids or pastes	4.201	8.811	9.615	21.096
39051990	Poly(vinyl acetate), other than in aqueous dispersion, in primary forms, other than in the form of liquids or pastes	29.581	130.695	47.062	332.369
39052100	Vinyl acetate copolymers, in aqueous dispersion, in primary forms	1.772.575	6.351.006	1.602.426	5.676.500
39052900	Vinyl acetate copolymers, other than in aqueous dispersion, in primary forms	367.766	1.112.270	555.382	1.717.394
39053010	Poly(vinyl alcohol), whether or not containing unhydrolysed acetate groups, in dispersion	660	19.722	5.306	47.170
39053090	Poly(vinyl alcohol), whether or not containing unhydrolysed acetate groups, other than in dispersion	1.070.278	4.168.005	2.258.088	8.852.906
39059110	Other vinyl polymers in primary forms, copolymers, in dispersion	85.029	115.107	342.205	423.511
39059190	Other vinyl polymers in primary forms, copolymers, other than in dispersion	110.147	379.020	838.927	2.698.540
39059910	Other vinyl polymers in primary forms, other than copolymers, in aqueos dispersion	732	2.954	7.718	25.802
39059920	Other vinyl polymers in primary forms, other than copolymers, in non-aqueos dispersion	4.000	9.000	74.360	168.110
39059990	Other vinyl polymers in primary forms, other than copolymers, other than in aqueos and non-aqueos dispersion	156.631	585.799	1.057.420	4.506.646
39061010	Acrylic polymers, poly(methyl methacrylate), in primary forms, in dispersion	14.201	25.030	20.685	46.670
39061090	Acrylic polymers, poly(methyl methacrylate), in primary forms, other than in dispersion	1.150.624	3.670.612	3.148.248	9.586.599
39069020	Acrylic polymers, other than poly(methyl methacrylate), in primary forms, in dispersion	1.172.377	3.806.026	2.106.797	6.517.942
39069092	Acrylic polymers, other than poly(methyl methacrylate), in primary forms, other than in dispersion, sodium polyacrylate	2.022.214	7.418.868	2.816.793	10.064.866
39069099	Acrylic polymers, other than poly(methyl methacrylate), in primary forms, other than in dispersion, other than sodium polyacrylate	10.413.240	28.999.970	21.462.094	57.425.800
39071000	Polycetals, in primary forms	986.215	2.857.736	2.494.612	7.170.707
39072100	Other polyethers, in primary forms, bis(poxyethylene) methylphosphonate	19.390	151.630	55.162	297.402
39072910	Other polyethers, in primary forms, other than bis(poxyethylene) methylphosphonate, polytetramethylene ether glycol	1.494.678	4.175.307	2.435.961	6.714.460
39072990	Other polyethers, in primary forms, other than bis(poxyethylene) methylphosphonate, other than polytetramethylene ether glycol	9.673.147	32.170.091	15.575.296	48.355.195
39073020	Epoxide resins, in primary forms, of a kind used for coating, in powder form	156.750	427.540	779.080	2.237.501
39073030	Epoxide resins, in primary forms, in the form of liquids or pastes	485.908	1.342.861	1.918.393	5.357.201
39073090	Epoxide resins, in primary forms, other than of a kind used for coating in powder form, other than in liquids/pastes form	2.115.855	6.059.257	5.603.843	16.727.896
39074000	Polycarbonates, in primary forms	6.650.308	19.429.083	15.160.549	45.708.725
39075010	Alkyd resins, in primary forms, in the form of liquids or pastes	48.687	190.223	89.440	386.221
39075090	Alkyd resins, in primary forms, other than in the form of liquids or pastes	61.142	107.683	257.394	448.170
39076100	Poly(ethylene terephthalate), in primary forms, having a viscosity of 78ml/g or higher	22.959.744	104.101.814	21.262.866	95.162.668
39076910	Poly(ethylene terephthalate), in primary forms, having a viscosity of less than 78ml/g, in the form granules	5.266.494	21.536.863	5.415.699	21.178.631
39076990	Poly(ethylene terephthalate), in primary forms, having a viscosity of less than 78ml/g, other than in the form granules	7.783.042	24.919.561	8.275.794	23.791.052
39077000	Poly(lactic acid), in primary forms	16	36.064	425	82.310

Lanjutan Tabel 2.5

H S	Uraian Komoditi	Berat Bersih (kg)		Nilai CIF (US\$)	
		Maret 2024	Jan–Mar 2024	Maret 2024	Jan–Mar 2024
(1)	(2)	(3)	(4)	(5)	(6)
39079120	Polyesters, n.e.c. in heading no. 3907, unsaturated, in primary forms, granules and similar forms	7.546.451	11.092.000	4.206.629	6.719.479
39079130	Polyesters, n.e.c. in heading no. 3907, unsaturated, in primary forms, in the form of liquids or pastes	761.417	1.573.958	1.398.867	2.857.281
39079190	Polyesters, n.e.c. in heading no. 3907, unsaturated, in primary forms, oth granules & similar forms, oth in the form of liquids/pastes	482.212	2.086.999	1.185.402	4.182.480
39079940	Polyester, n.e.c. in heading no. 3907, saturated, in primary forms, of a kind used for coating, in powder form	321.816	985.304	655.521	2.060.844
39079950	Polyester, n.e.c. in heading no. 3907, saturated, in primary forms, thermoplastic liquid crystal aromatic polyester copolymers	79	1.810	750	14.119
39079990	Polyesters, n.e.c. in heading no. 3907, saturated, in primary forms, other than of a kind used for coating in powder form, thermoplastic liquid crystal aromatic polyester copolymers, and PBS	2.608.732	7.754.638	7.902.131	24.154.463
39081010	Polyamide-6, in primary forms	4.370.413	13.632.466	9.486.163	29.460.394
39081090	Polyamide-11, -12, -6,6, -6,9, -6,10 or -6,12, in primary forms	2.736.556	9.436.812	9.197.603	28.706.434
39089000	Polyamides, other than Polyamide-6, -11, -12, -6,6, -6,9, -6,10 or -6,12, in primary forms	1.428.436	3.611.614	4.708.916	12.325.596
39091010	Urea resins, thiourea resins, in primary forms, moulding compounds	524.263	2.185.858	1.460.546	5.829.508
39091090	Urea resins, thiourea resins, in primary forms, other than moulding compounds	316.819	1.162.059	556.336	1.675.952
39092010	Melamine resins, in primary forms, moulding compounds	78.530	402.809	380.119	1.271.450
39092090	Melamine resins, in primary forms, other than moulding compounds	253.803	810.509	632.309	1.742.322
39093110	Amino resin, poly(methylene phenyl isocyanate) (crude MDI, polymeric MDI), of a kind used for moulding	29.337	83.877	65.615	198.166
39093190	Amino resin, poly(methylene phenyl isocyanate) (crude MDI, polymeric MDI), other than of a kind used for moulding	2.723.790	8.848.190	4.955.936	15.664.974
39093910	Amino resin, other than Poly(methylene phenyl isocyanate) (crude MDI, polymeric MDI)	159	159	4.545	4.545
39093999	Amino resin, other than poly(methylene phenyl isocyanate) (crude MDI, polymeric MDI), other than moulding compounds, other than glyoxal monourein resin	157.191	437.241	427.093	1.332.168
39094010	Phenolic resins, in primary forms, moulding compounds other than phenol formaldehyde	614.015	1.991.180	1.780.291	5.144.868
39094090	Phenolic resins, in primary forms, other than moulding compounds other than phenol formaldehyde	551.375	1.645.219	1.642.741	4.656.915
39095000	Polyurethanes, in primary forms	4.910.154	13.784.432	17.572.877	48.702.102
39100020	Silicones, in primary forms, in dispersion and in solutions	1.104.013	4.079.943	4.968.672	17.443.574
39100090	Silicones, in primary forms, other than in dispersion and in solutions	619.798	2.200.356	2.474.535	9.319.681
39111000	Petroleum resins, coumarone, indene or coumarone-indene resins and polyterpenes, in primary forms	3.691.276	11.544.998	6.894.116	21.129.270
39112000	Poly(1,3-phenylene methylphosphonate), in primary forms	12	12	243	243
39119000	Polysulphides, polysulphones and oth products spec. in Note 3 this Chapter, not elsewhere specified/included, in primary forms	837.895	2.402.985	2.875.232	8.956.565
39121100	Cellulose acetates, non-plasticised, in primary forms	78.126	142.530	141.996	255.167
39121200	Cellulose acetates, plasticised, in primary forms	15	24.396	351	120.543
39122012	Cellulose nitrates (including collodions), in primary forms, non-plasticised, alcohol-damped nitrocellulose	249.200	367.500	714.222	1.042.427
39122019	Cellulose nitrates (including collodions), in primary forms, non-plasticised, oth water-based semi-finished nitrocellulose and alcohol-damped nitrocellulose	9	309	163	13.456
39123100	Cellulose ethers, carboxymethylcellulose and its salts, in primary forms	593.369	2.282.943	1.747.471	6.288.728
39123900	Cellulose ethers, in primary forms, other than carboxymethylcellulose and its salts	555.969	1.582.962	2.802.846	7.799.415
39129020	Cellulose and its chemical derivatives, in primary forms, other than cellulose acetates and cellulose nitrates, in the form of granules	65.905	439.040	512.932	2.786.387
39129090	Cellulose and its chemical derivatives, in primary forms, other than cellulose acetates and cellulose nitrates, other than in the form of granules	392.366	1.032.345	3.636.458	7.142.805
39131000	Alginic acid, its salts and esters, in primary forms	25.206	205.875	181.636	1.161.853
39139010	Hardened proteins, in primary forms	212.573	540.263	616.969	1.668.469
39139020	Chemical derivatives of natural rubber, in primary forms	104.594	275.253	999.375	1.732.898
39139030	Starch-based polymers, in primary forms	84.945	629.620	262.967	2.758.497

Lanjutan Tabel 2.5

H S	Uraian Komoditi	Berat Bersih (kg)		Nilai CIF (US\$)	
		Maret 2024	Jan–Mar 2024	Maret 2024	Jan–Mar 2024
(1)	(2)	(3)	(4)	(5)	(6)
39139090	Natural polymers & modified natural polymers, in primary forms, other than HS 39131000-39139030	144.619	390.988	1.010.109	2.705.481
39140000	Ion-exchangers based on polymers of heading no. 3901 to 3913, in primary forms	731.159	2.058.919	2.497.452	7.525.964
39151090	Waste, parings & scrap, of polymers of ethylene, other than of non-rigid cellular products	3.794.435	37.201.437	1.268.026	14.381.218
39152090	Waste, parings & scrap, of polymers of styrene, other than of non-rigid cellular products	32.464	230.797	24.955	124.647
39159010	Waste, parings & scrap, of poly(ethylene terephthalate)	37.741	37.741	13.363	13.363
39159020	Waste, parings & scrap, of polypropylene	839.330	5.421.886	212.956	1.318.412
39159090	Waste, parings & scrap, of other HS 39159010-39159050	210.660	782.852	116.988	432.469
39161010	Monofilament, whether or not surface-worked but not otherwise worked, of polymers of ethylene	12.138	89.888	36.802	182.639
39161020	Rods, sticks and profile shapes, whether or not surface-worked but not otherwise worked, of polymers of ethylene	13.932	43.149	138.299	353.403
39162010	Monofilament, whether or not surface-worked but not otherwise worked, of polymers of vinyl chloride	12.045	94.777	57.654	254.757
39162020	Rods, sticks & profile shapes, whether or not surface-worked but not otherwise worked, of polymers of vinyl chloride	561.113	2.178.555	860.807	3.100.583
39169011	Monofilament of which any cross-sectional dimension exceeds 1 mm, rods, sticks and profile shapes, whether or not surface-worked but not otherwise worked, of polypropylene	398	14.178	1.773	31.432
39169012	Monofilament of which any cross-sectional dimension exceeds 1 mm, rods, sticks and profile shapes, whether or not surface-worked but not otherwise worked, of polystyrene	—	13.938	—	30.229
39169019	Monofilament of which any cross-sectional dimension exceeds 1 mm, rods, sticks and profile shapes, whether or not surface-worked but not otherwise worked, of other than polypropylene and polystyrene	17.760	100.825	112.650	448.952
39169021	Monofilament, rods, sticks and profile shapes, whether or not surface-worked but not otherwise worked, of phenolic resins, of amino-resins	—	738	—	1.575
39169022	Monofilament, rods, sticks and profile shapes, whether or not surface-worked but not otherwise worked, of polyamides	—	21.900	—	81.612
39169029	Monofilament, rods, sticks and profile shapes, whether/not surface-worked but not otherwise worked, of other condensation/rearrangement polymerisation products	82.733	94.917	114.673	167.982
39169030	Monofilament, rods, sticks and profile shapes, of regenerated cellulose, of cellulose nitrate, cellulose acetate and other cellulose esters, other chemical derivatives of cellulose, plasticised	87	439	9.919	17.280
39169040	Monofilament, rods, sticks and profile shapes, of hardened proteins	15	13.823	519	61.473
39169050	Monofilament, rods, sticks and profile shapes, of vulcanised fibre	61	378	4.598	16.132
39169060	Monofilament, rods, sticks and profile shapes, of chemical derivatives of natural rubber	2.827	7.084	7.478	17.885
39169091	Monofilament of which any cross-sectional dimension >1mm, of plastics, other than HS 39161010-39169080	81.420	230.092	496.619	976.073
39169092	Rods, sticks & profile shapes, of plastics, other than HS 39161020-39169080	78.477	245.052	323.805	928.613
39171010	Artificial guts (sausage casings) of hardened protein	92.830	296.043	2.692.857	7.578.871
39171090	Artificial guts (sausage casings) of cellulosic materials	253.444	689.290	2.149.206	6.395.359
39172100	Tubes, pipes and hoses, rigid, of polymers of ethylene	758.493	4.970.981	2.058.861	12.391.231
39172200	Tubes, pipes and hoses, rigid, of polymers of propylene	237.925	849.818	633.452	2.632.426
39172300	Tubes, pipes and hoses, rigid, of polymers of vinyl chloride	724.732	1.547.916	1.608.031	4.104.962
39172911	Tubes, pipes and hoses, rigid, further worked than merely surface worked, of other addition polymerisation products	11.564	30.607	27.744	83.546
39172919	Tubes, pipes and hoses, rigid, further worked than merely surface worked, other than HS 39172911-39172912	57.878	180.701	587.800	1.165.298
39172921	Tubes, pipes & hoses, rigid, other than further worked than merely surface worked, of other addition polymerisation products	15	33	443	857
39172922	Tubes, pipes and hoses, rigid, other than further worked than merely surface worked, of phenolic resins	203	673	1.602	3.202

Tabel-tabel

Lanjutan Tabel 2.5

H S	Uraian Komoditi	Berat Bersih (kg)		Nilai CIF (US\$)	
		Maret 2024	Jan–Mar 2024	Maret 2024	Jan–Mar 2024
(1)	(2)	(3)	(4)	(5)	(6)
39172923	Tubes, pipes & hoses, rigid, oth further worked, of amino-resins/hardened proteins/chemical derivatives of natural rubber	3	38	417	3.294
39172924	Tubes, pipes & hoses, rigid, oth further worked, of cellulose nitrate/acetates & oth chem deriv of cellulose, plasticised, vulc fibre	66	4.296	2.142	18.641
39172925	Tubes, pipes & hoses, rigid, oth further worked thn merely surface worked, of oth condensation/rearrangement polymerisation prod.	11	11	263	263
39172929	Tubes, pipes & hoses, rigid, oth further worked thn merely surface worked, oth HS 39172921-39172925	247.850	510.823	1.034.982	2.772.483
39173111	Flexible tube, pipe & hose, min burst pressure 27.6Mpa, further worked thn merely surface worked, of addition polymerisation products	889	8.837	11.038	45.055
39173112	Flexible tube, pipe & hose, min burst pressure 27.6Mpa, further worked, of amino-resin, phenolic resin, vulcanised fibre, chem deriv of nat rubber	29	42	1.426	1.889
39173119	Flexible tube, pipe & hose, min burst pressure 27.6 Mpa, further worked thn merely surface worked, other than HS 39173111-39173112	47.249	137.684	262.609	760.752
39173121	Flexible tubes, pipe & hose, min burst pressure 27.6Mpa, other than further worked thn merely surface worked, add polymerisation prod.	59	216	2.634	3.205
39173123	Flexible tubes, pipe & hose, min burst pressure 27.6Mpa, other than further worked, of amino-resin/phenolic resin/chem deriv of nat rubber	–	368	–	1.678
39173124	Flexible tubes, pipes & hoses, min burst pressure 27.6Mpa, other further worked thn merely surface worked, of vulcanised fibre	–	10	–	810
39173125	Flexible tubes, pipes & hoses, min burst pressure 27.6Mpa, other further worked thn merely surface worked, of other condensation or rearrangement polymerisation products	19	114	980	7.633
39173129	Flexible tubes, pipe & hose, min burst pressure 27.6 Mpa, oth further worked thn merely surface worked, oth HS 39173121-39173125	33.169	224.370	235.986	1.034.597
39173210	Sausage or ham casings, not reinforced or otherwise combined with other materials, without fittings	31.694	74.799	593.352	1.422.761
39173220	Thermoplastic hoses for gas stove, not reinforced or otherwise combined with other materials, without fittings	27.779	54.893	63.433	161.000
39173291	Tubes, pipe & hose, other than HS 39173100, without fittings, further worked than merely surface-worked, of addition polymerisation products	15.343	46.088	123.071	417.640
39173292	Tubes, pipe & hose, other than HS 39173100, without fittings, further worked than merely surface-worked, of oth than addition polymerisation products	60.273	183.667	392.984	1.224.804
39173293	Tubes, pipe & hose, other than HS 39173100, without fittings, not further worked than merely surface-worked, of addition polymerisation products	5.631	14.622	128.071	360.715
39173294	Tubes, pipe & hose, other than HS 39173100, without fittings, not further worked than merely surface-worked, of amino-resins or phenolic resins, of chemical derivatives of natural rubber	4	6	95	100
39173295	Tubes, pipe & hose, oth than HS 39173100, without fittings, not further worked than merely surface-worked, of other condensation or rearrangement polymerisation products	55	6.319	2.616	50.171
39173299	Tubes, pipe & hose, oth than HS 39173100, without fittings, not further worked than merely surface-worked, other than HS 39173293-39173295	302.701	612.716	877.476	2.558.112
39173310	Tubes, pipe & hose, oth than HS 39173100, with fittings, further worked than merely surface-worked	504	28.534	32.830	118.452
39173390	Tubes, pipe & hose, oth than HS 39173100, with fittings, other than further worked than merely surface-worked	93.929	488.289	1.049.128	2.285.433
39173911	Tubes, pipe & hose, oth than HS 39173100-39173300, further worked than merely surface-worked, of addition polymerisation products, of vulcanised fibre	2.603	5.318	59.930	164.120
39173912	Tubes, pipe & hose, oth than HS 39173100-39173300, further worked than merely surface-worked, of phenolic resins or amino resins, of chemical derivatives of natural rubber	200	200	920	920

Lanjutan Tabel 2.5

H S	Uraian Komoditi	Berat Bersih (kg)		Nilai CIF (US\$)	
		Maret 2024	Jan–Mar 2024	Maret 2024	Jan–Mar 2024
(1)	(2)	(3)	(4)	(5)	(6)
39173919	Tubes, pipe & hose, oth than HS 39173100-39173300, further worked than merely surface-worked, other than 39173911-39173912	101.967	381.479	223.174	879.627
39173991	Tubes, pipe & hose, oth than HS 39173100-39173300, other than further worked than merely surface-worked, of addition polymerisation products, of vulcanised fibre	240	2.452	3.251	7.451
39173992	Tubes, pipe & hose, oth than HS 39173100-39173300, other than further worked than merely surface-worked, of phenolic resins or amino resins, of chemical derivatives of natural rubber	–	10.000	–	12.984
39173993	Tubes, pipe & hose, oth than HS 39173100-39173300, other than further worked than merely surface-worked, of other condensation or rearrangement polymerisation products	129	1.139	1.817	15.752
39173994	Tubes, pipe & hose, oth than HS 39173100-39173300, other than further worked than merely surface-worked, of cellulose nitrate, cellulose acetates and other chemical derivatives of cellulose, plasticised	–	392	–	924
39173999	Tubes, pipe & hose, oth than HS 39173100-39173300, other than further worked than merely surface-worked, other than 39173991-39173994	236.300	1.074.512	644.868	3.135.003
39174000	Fittings (e.g. joints, elbows, flanges), of plastics	884.633	2.909.310	3.385.513	12.759.854
39181011	Floor coverings, of polymers of vinyl chloride, whether or not self-adhesive, in the form of tiles	1.314.818	6.731.806	1.178.338	5.925.298
39181019	Floor coverings, of polymers of vinyl chloride, whether or not self-adhesive, in rolls	2.526.508	7.907.140	2.333.489	7.433.178
39181090	Floor coverings, of polymers of vinyl chloride, whether or not self-adhesive, in other than the form of tiles and rolls	2.757.295	12.008.315	2.506.774	9.906.485
39189011	Floor coverings, of polyethylene, whether or not self-adhesive, in the form of tiles	3.019	21.272	7.600	43.268
39189013	Floor coverings, of polyethylene, whether or not self-adhesive, in the form of other than tiles	16.134	117.162	95.325	424.157
39189014	Floor coverings, of chemical derivatives of natural rubber, whether or not self-adhesive	–	45	–	31.944
39189015	Floor coverings, of other addition polymerisation product, of condensation/rearrangement polymerisation products, of cellulose nitrate, cellulose acetate/oth chemical derivatives of cellulose	–	174.074	–	95.056
39189019	Floor coverings, of other plastics other than HS 39189011-39189016	93.937	512.016	184.474	649.857
39189091	Wall or ceiling coverings of plastic, of polyethylene	160.873	403.723	310.332	763.090
39189093	Wall or ceiling coverings of plastic, of oth addition polymerisation products, of condensation/rearrangement polymerisation prod, of cellulose nitrate, cellulose acetate/oth chemical der of cellulose	604	1.430	2.421	5.027
39189099	Wall or ceiling coverings of plastic, of vulcanised fibre	537.600	1.607.682	801.163	2.121.346
39191010	Self-adhesive plates, sheets, film, foil, tape, strip and other flat shapes, of polymers of vinyl chloride, in rolls of a width ≤ 20 cm	71.024	650.639	429.707	2.615.153
39191020	Self-adhesive plates, sheets, film, foil, tape, strip and other flat shapes, of polyethylene, in rolls of a width ≤ 20 cm	111.374	408.580	681.759	2.900.126
39191091	Self-adhesive plates, sheets, film, foil, tape, strip and other flat shapes, of hardened protein or chemical derivatives of natural rubber, in rolls of a width ≤ 20 cm	16.955	52.875	174.483	571.120
39191092	Self-adhesive plates, sheets, film, foil, tape, strip and other flat shapes, of addition polymerisation products, in rolls of a width ≤ 20 cm	6.811	16.156	84.848	211.726
39191099	Self-adhesive plates, sheets, film, foil, tape, strip and other flat shapes, in rolls of a width ≤ 20 cm, other than HS 39191091-39191092	562.047	2.630.814	3.777.545	16.012.496
39199010	Self-adhesive plates, sheets, film, foil, tape, strip and other flat shapes, of polymers of vinyl chloride, in rolls of a width > 20 cm	157.698	1.236.910	799.935	4.688.298
39199020	Self-adhesive plates, sheets, film, foil, tape, strip and other flat shapes, of hardened protein, in rolls of a width > 20 cm	9.001	19.074	62.064	128.399
39199091	Self-adhesive plates, sheets, film, foil, tape, strip and other flat shapes, of chemical derivatives of natural rubber, in rolls of a width > 20 cm	5.977	37.432	80.884	305.053

Lanjutan Tabel 2.5

H S	Uraian Komoditi	Berat Bersih (kg)		Nilai CIF (US\$)	
		Maret 2024	Jan–Mar 2024	Maret 2024	Jan–Mar 2024
(1)	(2)	(3)	(4)	(5)	(6)
39199092	Self-adhesive plates, sheets, film, foil, tape, strip and other flat shapes, of addition polymerisation products, in rolls of a width > 20 cm	47.348	512.201	285.457	1.958.773
39199099	Self-adhesive plates, sheets, film, foil, tape, strip and other flat shapes, in rolls of a width > 20 cm, other than HS 39199091-39199092	3.565.665	19.040.884	12.937.153	57.350.773
39201011	Plates and sheets, of polymers of ethylene, non- cellular and not reinforced, laminated, supported or similarly combined with other materials, rigid	33.381	108.776	119.493	416.985
39201019	Plates and sheets, of polymers of ethylene, non- cellular and not reinforced, laminated, supported or similarly combined with other materials, other than rigid	790.238	3.799.319	2.230.404	9.673.385
39201090	Film, foil and strip, of polymers of ethylene	1.576.960	11.832.672	4.305.069	30.046.908
39202010	Plastics, biaxially oriented polypropylene film, of polymers propylene, non-cellular & not reinforced	3.378.799	9.872.317	4.367.597	13.120.322
39202091	Plastics, plate & sheet, other than biaxially oriented polypropylene film, of polymers propylene, non-cellular & not reinforced	110.794	529.734	263.659	1.656.019
39202099	Plastics, film, foil & strip, other than biaxially oriented polypropylene film, of polymer propylene, non-cellular & not reinforced	696.293	3.351.597	1.735.218	7.546.923
39203020	Plastics, of polymers of styrene, acrylonitrile butadiene styrene (ABS) sheets used in the manufacture of refrigerators	13.000	15.330	39.260	47.315
39203091	Plastics, plate & sheets of polymer styrene, acrylonitrile butadiene styrene sheet used manufacture of refrigerators, rigid	658.421	1.672.784	2.004.463	4.982.968
39203092	Plastics, plate & sheets of polymer styrene, acrylonitrile butadiene styrene sheet used manufacture of refrigerator, other than rigid	46.171	66.586	78.276	121.988
39203099	Plastics, film, foil & strip of polymer styrene, acrylonitrile butadiene styrene sheet used manufactur refrigerator	140.100	539.798	362.767	1.398.790
39204310	Plastics, plates & sheets, of polymers of vinyl chloride, containing by weight not less than 6% of plasticisers	166.351	1.068.370	337.589	2.006.018
39204390	Plastics, film, foil & strip, of polymers of vinyl chloride, containing by weight not less than 6% of plasticisers	550.176	2.772.892	1.065.485	4.958.500
39204900	Plastics, of polymers of vinyl chloride, containing by weight more than 6% of plasticisers	1.151.028	8.787.268	2.199.499	14.763.586
39205111	Plastics, plates & sheets of acrylic polymers, of polymethyl methacrylate, rigid	33.804	124.232	72.479	258.429
39205119	Plastics, plates & sheets of acrylic polymers, of polymethyl methacrylate, other than rigid	197	15.468	3.563	59.049
39205190	Plastics, film, foil and strip, of acrylic polymers, of polymethyl methacrylate	69.900	347.856	95.060	443.540
39205911	Plastics, plates & sheets of acrylic polymers (excluding polymethyl methacrylate), rigid	162	333	3.367	4.342
39205919	Plastics, plates & sheets of acrylic polymers (excluding polymethyl methacrylate), other than rigid	–	10	–	55
39205990	Plastics, film, foil and strip of acrylic polymers (excluding polymethyl methacrylate)	12.908	16.234	32.981	61.909
39206110	Plastics, plates & sheets, of polycarbonates, non-cellular & not reinforced, laminate, support/combined with other materials	96.657	310.455	1.187.458	3.884.136
39206190	Plastics, film, foil and strip, of polycarbonates, non-cellular & not reinforced, laminate, support/combine with oth materials	31.332	367.649	95.415	1.883.548
39206210	Plastics, plate & sheet, of poly(ethylene terephthalate), non-cellular & not reinforce, laminate, support/combine oth material	1.008.009	3.243.342	2.269.505	8.099.816
39206291	Plastics, of poly(ethylene terephthalate), solar protection film	8.076	18.796	15.252	122.601
39206299	Plastics, of poly(ethylene terephthalate), other than solar protection film	3.002.277	10.937.342	5.379.069	21.206.826
39206310	Plastics, plate & sheet, of unsaturated polyesters, non-cellular & not reinforce, laminate, support/combine oth material	905	6.369	4.036	24.650
39206390	Plastics, film, foil & strip, of unsaturated polyesters, non-cellular & not reinforce, laminate, support/combine oth material	8.902	125.803	110.272	435.884
39206910	Plastics, plates & sheets, of other polyesters, non-cellular & not reinforced, laminated, supported/combined oth material	93.207	296.436	244.990	1.266.329
39206990	Plastics, film, foil & strip, of other polyesters, non-cellular & not reinforced, laminated, supported/combined oth material	373.592	1.326.876	3.023.153	9.635.550



Lanjutan Tabel 2.5

H S	Uraian Komoditi	Berat Bersih (kg)		Nilai CIF (US\$)	
		Maret 2024	Jan-Mar 2024	Maret 2024	Jan-Mar 2024
(1)	(2)	(3)	(4)	(5)	(6)
39207110	Plastics, plates, sheets, film, foil and strip (not self-adhesive), of regenerated cellulose, cellophane film	52.464	309.502	344.836	2.570.935
39207191	Plastics, plates, sheets, film, foil and strip (not self-adhesive), of regenerated cellulose, printed sheets	1.060	2.009	39.309	63.514
39207199	Plastics, plates, sheets, film, foil and strip (not self-adhesive), of regenerated cellulose, other than printed sheets	19.819	53.785	20.126	166.650
39207300	Plastics, plates, sheets, film, foil and strip (not self-adhesive), of cellulose acetate	2.079	21.203	19.161	182.487
39207910	Plastics, plates, sheets, film, foil and strip (not self-adhesive), of nitrocellulose (gun cotton)	—	1	—	121
39207920	Plastics, plates, sheets, film, foil and strip (not self-adhesive), of vulcanised fibre	—	559	—	964
39207991	Plastics, plates&sheets other than nitrocellulose(gun cotton) & vulcanised fibre,laminated,supported/combined oth material	—	9.500	—	17.286
39207999	Plastics, film,foil&strip other than nitrocellulose(gun cotton) & vulcanised fibre,laminated,supported/combined oth material	151	18.219	2.729	141.619
39209110	Plastics, film of a kind used in safety glass,thickness >0.38mm but≤ 0.76mm, & of a width ≤2 m, of poly(vinyl butyral)	31.675	332.567	157.100	1.341.358
39209191	Plastics, plate&sheet,film unused in safety glass, thickness >0.38mm but ≤ 0.76mm, & width ≤2 m, of poly(vinyl butyral)	4.476	9.223	4.052	40.487
39209199	Plastics, foil&strip, film unused in safety glass, thickness >0.38mm but ≤ 0.76mm, & width≤2 m, of poly(vinyl butyral)	126.412	507.559	721.807	2.927.285
39209210	Plastics,plates,sheets,film,foil&strip,of polyamide-6,non-cellular&not reinforce,laminate,support/combine oth materials	337.647	2.216.762	933.107	6.183.269
39209291	Plastics,plates&sheets, other than of polyamide-6,non-cellular & not reinforced, laminated,support/combine oth materials	1	10.158	116	60.019
39209299	Plastics, film,foil&strip,other than of polyamide-6,non-cellular&not reinforced, laminated,support/combine oth materials	14.584	80.346	161.712	608.426
39209310	Plastics, plates & sheets, of amino-resins, non-cellular & not reinforced, laminated,support/combine oth materials	—	15.456	—	21.998
39209390	Plastics, film,foil & strip, of amino-resins, non-cellular & not reinforced, laminated,support/combine oth materials	124	322	733	1.155
39209410	Plastics,plates,sheets,films,foil & strip,of phenol formaldehyde sheets,laminated,supported/combined with oth material	2.252	30.160	28.033	118.009
39209491	Plastics, plates&sheets, other than phenol formaldehyde sheets,laminated,supported/combined with oth material	9.760	189.772	15.881	238.498
39209499	Plastics, film,foil & strip, other than phenol formaldehyde sheets,laminated,supported/combined with oth material	98.873	356.647	114.353	555.969
39209910	Plastic;plate,sheet,film,foil &strip,of plastic n.e.c. heading 3920,of hardened protein;chemical derivative natural rubber	3.941	9.986	30.317	76.134
39209921	Plastics, plates & sheets, of plastics n.e.c. in heading 3920, of addition polymerisation products	85.401	252.548	162.058	604.990
39209929	Plastics, film, foil & strip, of plastics n.e.c. in heading 3920, of addition polymerisation products	11.497	94.984	172.832	503.571
39209931	Plastics, plates & sheets, of plastics n.e.c. in heading 3920, of condensation or rearrangement polymerisation products	189.261	411.393	1.295.538	2.679.610
39209939	Plastics, film, foil & strip, of plastics n.e.c. in heading 3920, of condensation or rearrangement polymerisation products	16.180	80.795	73.882	329.753
39209990	Plastics, of plastics n.e.c. in heading 3920, laminated, supported/combine oth material, other than HS 39201011-39209939	402.758	2.854.371	2.671.207	9.914.193
39211121	Other plates, sheets, film, foil and strip, of plastics, Cellular, of polymers of styrene :Rigid : of condensation or rearrangement polymerisation products, plates and sheets	26.161	48.914	56.817	128.728
39211129	Other plates, sheets, film, foil and strip, of plastics, Cellular, Of polymers of styrene :Rigid : of condensation or rearrangement polymerisation products, plates and sheets	12.468	96.424	41.225	212.764
39211191	Plastics, plates & sheets, of polymers of styrene, cellular, not rigid	22.806	128.250	90.558	644.441
39211192	Plastics, film, of polymers of styrene, cellular, not rigid	101	20.755	1.667	50.660
39211199	Plastics, foil and strip, of polymers of styrene, cellular, not rigid	311.747	823.968	768.770	2.267.446
39211200	Plastics, plates, sheets, film, foil and strip, of polymers of vinyl chloride, cellular	2.961.361	17.203.860	3.811.079	20.060.329
39211311	Plastics, plates & sheets, of polyurethanes: of styrene, cellular, rigid	65.622	184.096	354.813	1.378.978

Tabel-tabel

Lanjutan Tabel 2.5

H S	Uraian Komoditi	Berat Bersih (kg)		Nilai CIF (US\$)	
		Maret 2024	Jan–Mar 2024	Maret 2024	Jan–Mar 2024
(1)	(2)	(3)	(4)	(5)	(6)
39211319	Plastics, plates & sheets, of polyurethanes: of styrene, cellular, not rigid	56.541	161.141	915.972	2.453.233
39211391	Plastics, plates & sheets, of polyurethanes, cellular, not rigid	113.111	905.977	789.429	3.894.037
39211392	Plastics, film, of polyurethanes, cellular, not rigid	28.571	97.208	236.045	785.746
39211399	Plastics, foil and strip, of polyurethanes, cellular, not rigid	511.919	1.478.621	4.529.432	9.725.006
39211429	Plastics, plates & sheets, of regenerated cellulose: of styrene, cellular, not rigid	–	237	–	218
39211491	Plastics, plates & sheets, of regenerated cellulose, cellular, not rigid	3	1.337	24	1.274
39211492	Plastics, film, of regenerated cellulose, cellular, not rigid	567	802	690	1.013
39211499	Plastics, foil and strip, of regenerated cellulose, cellular, not rigid	27.293	28.999	31.232	32.148
39211911	Other plates, sheets, film, foil and strip, of plastics, cellular : of other plastics : plates and sheets of addition polymerisation products, other of polypropylene	1.330	22.579	17.383	80.008
39211912	Other plates, sheets, film, foil and strip, of plastics, Cellular , of other plastics, plates and sheets of addition polymerisation products , other of polyethylene	81.161	222.597	390.212	1.234.773
39211919	Other plates, sheets, film, foil and strip, of plastics, cellular , of other plastics, plates and sheets of addition polymerisation products , other than other	63.928	597.775	444.105	1.528.725
39211931	Plates and sheets of condensation or rearrangement polymerisation products of polycarbonates	1.136	9.613	11.898	32.712
39211939	Plates and sheets of condensation or rearrangement polymerisation products of other than polycarbonates	12.693	75.691	31.202	103.365
39211940	Plates and sheets of cellulose or its chemical derivatives, or of vulcanised fibre	6.153	8.025	65.434	82.424
39211950	Plates and sheets of hardened proteins, or of chemical derivatives of natural rubber	–	162	–	1.934
39211961	Film and foil, of nitrocellulose (gun-cotton)	–	2	–	80
39211969	Film and foil, other than of nitrocellulose (gun-cotton) and hardened proteins, of chemical derivatives of natural rubber	1.433	24.778	94.450	435.579
39211999	Strip, other than of nitrocellulose (gun-cotton) and hardened proteins, of chemical derivatives of natural rubber	245.919	973.051	1.980.033	5.586.699
39219010	Plastics, plates, sheets, film, foil and strip, other than cellular, of vulcanised fibre	57.719	347.656	282.134	1.427.897
39219020	Plastics, plates, sheets, film, foil and strip, other than cellular, of hardened proteins	103.120	676.393	625.605	2.830.266
39219030	Plastics, plates, sheets, film, foil and strip, other than cellular, of chemical derivatives of natural rubber	16.439	49.142	60.181	163.125
39219041	Plastics, plates & sheets, other than cellular, of condensation or rearrangement polymerisation products	31.372	323.042	93.458	566.774
39219042	Plastics, film, other than cellular, of condensation or rearrangement polymerisation products	47.560	179.173	135.313	351.468
39219043	Plastics; textile laminated strip, other than cellular, of condensation or rearrangement polymerisation products	65.714	515.564	92.244	624.626
39219049	Plastics, foil & strip, other than cellular, of condensation or rearrangement polymerisation products	168.912	4.851.216	879.092	7.196.055
39219050	Plastics, plates, sheets, film, foil and strip, other than cellular, of regenerated cellulose	–	4.072	–	24.530
39219060	Plastics, plates, sheets, film, foil and strip, other than cellular, of other cellulose or its chemical derivatives	25.499	79.290	139.379	728.124
39219070	Plastics, plates, sheets, film, foil and strip, other than cellular, of additional polymerisation products	19.127	86.801	49.771	191.974
39219090	Plastics, plates, sheets, film, foil and strip, other than cellular, of other than HS 39219010-39219060	4.071.512	29.329.609	8.429.248	48.580.943
39221011	Bathtubs having rectangular or oblong interior shape of plastics	5.999	20.011	60.670	159.288
39221019	Plastics, baths, other than bathtubs having rectangular or oblong interior shape	30.734	111.606	144.535	508.180
39221090	Baths, shower-baths, sinks and wash-basins, other than bathtubs having rectangular or oblong interior shape of plastics	86.849	362.609	455.105	2.091.809
39222000	Lavatory seats and covers	149.432	414.770	630.585	1.717.961
39229011	Lavatory pans, flushing cisterns and urinals, parts flushing cisterns	8.113	58.427	45.451	417.060
39229012	Lavatory pans, flushing cisterns and urinals , flushing cisterns equipped with their mechanisms	22.760	34.616	167.015	252.881

Lanjutan Tabel 2.5

H S	Uraian Komoditi	Berat Bersih (kg)		Nilai CIF (US\$)	
		Maret 2024	Jan-Mar 2024	Maret 2024	Jan-Mar 2024
(1)	(2)	(3)	(4)	(5)	(6)
39229019	Lavatory pans, flushing cisterns and urinals, other than parts and flushing cisterns equipped with their mechanisms	42.315	61.462	176.087	244.588
39229090	Plastics, bidets, lavatory pans, flushing cisterns and similar sanitary ware n.e.c. in heading no. 3922	120.500	565.752	682.960	2.727.519
39231010	Plastics, cases for film, tape and optical discs, for the conveyance or packing of goods	182.651	208.391	1.979.011	2.192.776
39231020	Plastics, other of specially shaped or fitted for the conveyance or packing of semiconductor wafers, masks or reticles, for the conveyance or packing of goods	175.600	295.532	411.721	852.949
39231090	Plastics, boxes, crates and similar articles, for the conveyance or packing of goods	2.191.158	8.436.366	6.548.781	23.860.780
39232111	Ethylene polymer; aseptic bag reinforced with aluminium foil,width >315 mm and length >410mm, incorporating a sealed gland	18.263	58.532	106.992	428.312
39232119	Ethylene polymer;aseptic bag reinforced with aluminium foil,width ≤315 mm& length ≤410mm,incorporating a sealed gland	183.459	740.389	758.010	2.734.448
39232191	Ethylene polymer;aseptic bag not reinforced with aluminium foil,width>315 mm and length>410mm, incorporating a sealed gland	8.331	10.985	62.195	83.266
39232199	Ethylene polymer;aseptic bag not reinforced with aluminium foil,width ≤315 mm and length≤ 410mm, incorporating sealed gland	819.038	2.751.693	2.461.847	8.121.010
39232910	Ethylene polymer; aseptic bags reinforced/not with aluminium foil,width>315 mm and length>410 mm,incorporating a sealed gland	16.397	331.114	82.001	718.623
39232990	Ethylene polymer;aseptic bags reinforced/not with aluminium foil,width ≤315 mm & length ≤410 mm,incorporat a sealed gland	590.090	2.863.206	2.435.465	10.253.152
39233020	Plastic, carboy,bottle,flask and similiar,multilayer fibreglas reinforce container,for compress/liquefied gas;for conveyance/pack	99.779	208.559	558.956	1.156.904
39233090	Plastic;carboy,bottle,flask and similiar,other than multilayer fibreglass containers,for compress/liquefied gas;for conveyance/packing	304.854	1.322.342	2.044.674	7.516.811
39234010	Spools, cops, bobbins and similar supports, suitable for use with the machines of heading 8444, 8445 or 8448	19.221	84.563	87.529	249.809
39234090	Spools, cops, bobbins and similar supports, not for use with the machines of heading 8444, 8445 or 8448	430.450	907.178	3.837.439	7.070.426
39235000	Spools, cops, bobbins & similar supports, stoppers, lids, caps and other closures, for the conveyance or packing of goods	2.872.152	6.775.734	9.215.113	28.977.857
39239010	Spools, cops, bobbins and similar supports, toothpaste tubes	49.552	89.594	188.954	507.544
39239090	Spools, cops, bobbins and similar supports, other than toothpaste tubes	3.242.878	14.878.782	9.006.386	43.960.614
39241010	Plastics, tableware and kitchenware, of melamine	4.338	80.779	37.958	241.909
39241091	Plastics, tableware and kitchenware, other of melamine, baby feeding bottles	21.937	120.870	244.170	1.090.658
39241099	Plastics, tableware and kitchenware, other of melamine, other than baby feeding bottles	866.592	5.379.441	1.912.784	13.322.614
39249010	Plastics, household articles and hygienic or toilet articles, bed pans, urinals (portable type) /chamber-potss	124	21.332	581	29.736
39249020	Plastics, household articles and hygienic/toilet articles nipple former, breastshells, nipple shields, hand expression funnel	4.464	11.609	20.934	74.034
39249030	Plastics, household articles and hygienic or toilet articles supplementary feeding system for babies	—	8.135	—	167.987
39249090	Plastics, household articles and hygienic or toilet articles n.e.c. in heading no. 3924	924.666	8.126.829	2.335.439	20.189.366
39251000	Plastics, reservoirs, tanks, vats and similar containers, of a capacity exceeding 300 l	36.875	89.902	269.278	629.189
39252000	Plastics, doors, windows and their frames and thresholds for doors	293.652	1.515.005	694.089	3.156.666
39253000	Plastics, shutters, blinds (including Venetian blinds) and similar articles and parts thereof	78.326	342.694	219.636	998.333
39259000	Plastics, builders' ware, n.e.c. or included in heading no. 3925	3.948.745	10.460.351	5.256.080	12.266.399
39261000	Plastics, office or school supplies	152.039	1.496.031	473.446	3.645.815
39262010	Plastics, glove, aprons, babies'bibs	3.628	89.615	18.698	287.389
39262020	Plastics, shoulder pads or shields	2.129	6.590	26.360	56.987
39262030	Plastics, other padding for articles of apparel or clothing accessories	3.913	17.166	59.441	177.203

Tabel-tabel

Lanjutan Tabel 2.5

H S	Uraian Komoditi	Berat Bersih (kg)		Nilai CIF (US\$)	
		Maret 2024	Jan–Mar 2024	Maret 2024	Jan–Mar 2024
(1)	(2)	(3)	(4)	(5)	(6)
39262060	Plastics, articles of apparel used for protection from chemical substances, radiation or fire	1.462	32.228	15.433	302.345
39262090	Plastics, articles of clothing accessories (including gloves, mittens & mitts)	492.368	3.090.383	2.980.993	11.564.835
39263000	Plastics, fittings for furniture, coachwork or the like	155.843	1.379.636	332.818	2.646.696
39264000	Plastics, statuettes and other ornamental articles	107.473	1.415.721	420.404	4.949.526
39269010	Plastics, floats for fishing nets	44.970	101.386	637.132	1.558.756
39269020	Plastics, fans and handscreens, frames and handles therefor, and parts thereof	6.092	169.716	17.615	395.783
39269032	Plastics, hygienic, medical and surgical articles, plastic moulds with denture imprints	–	458	–	26.392
39269039	Plastics, hygienic, medical and surgical articles, other than plastic moulds with denture imprints	401.295	2.055.816	2.631.476	11.731.842
39269041	Plastics, safety and protective devices, police shields	1.168	54.493	13.430	357.680
39269042	Plastics, safety and protective devices, protective masks for use in welding and similar work	1.210	59.901	15.430	325.306
39269044	Plastics, safety and protective devices, life saving cushions for the protection of persons falling from heights	3.966	14.594	28.635	42.048
39269049	Plastics, safety and protective devices, other than HS 39269041 - 39269044	96.109	694.811	1.139.449	7.545.871
39269053	Plastics, articles for industrial uses, transmission or conveyor belts or belting	7.841	60.106	287.812	1.483.957
39269055	Plastics, articles for industrial uses, plastic J-hooks or bunch blocks for detonators	5.946	16.165	73.767	188.007
39269059	Plastics, articles for industrial uses, other than HS 39269053 - 39269055	736.633	4.503.140	4.391.555	21.395.903
39269060	Plastics, poultry feeders	606	37.229	1.062	61.801
39269081	Plastics, shoe lasts	34.385	117.470	486.301	1.209.658
39269082	Plastics, prayer beads	3.985	6.842	606	3.060
39269089	Plastics, cards for jewellery or small objects of personal adornment	278.151	2.992.186	2.032.973	9.217.651
39269091	Plastics, of a kind used for grain storage	38.996	151.208	631.916	1.786.648
39269092	Plastics, empty capsules of a kind suitable for pharmaceutical use	2.130	18.655	12.346	149.592
39269093	Plastics, bucles, adjusters, hooks and cord stoppers	32.576	169.278	198.130	1.146.417
39269099	Plastics, n.e.c. in heading no. 3923	2.836.861	15.764.865	15.558.581	69.221.298
40011011	Centrifuged concentrate natural rubber latex, exceeding 0.5% by volume of ammonia content	1.222.707	3.800.610	1.731.069	4.771.002
40011019	Non-centrifuged concentrate natural rubber latex, exceeding 0.5% by volume of ammonia content	24.400	143.440	49.848	233.361
40011029	Non-centrifuged concentrate natural rubber latex, not exceeding 0.5 % by volume of ammonia content	10	2.091	174	6.307
40012110	Natural rubber in smoked sheets, RSS Grade 1	1.025	1.025	1.722	1.722
40012130	Natural rubber in smoked sheets, RSS Grade 3	100.000	157.280	177.400	283.872
40012150	Natural rubber in smoked sheets, RSS Grade 5	400.000	1.000.000	558.000	1.381.000
40012190	Natural rubber in smoked sheets, other than RSS Grade 1 to 5	2	2	60	60
40012210	Technically specified natural rubber (TSNR) 10	524.160	1.149.120	838.306	1.802.082
40012220	Technically specified natural rubber (TSNR) 20	46	100.846	335	159.225
40012230	Technically specified natural rubber (TSNR) L	39.360	99.840	74.618	177.361
40012240	Technically specified natural rubber (TSNR) CV	80.640	161.280	164.122	292.138
40012290	Technically specified natural rubber (TSNR) other than TSNR 10, 20, L, CV, GP and 5	939.116	2.531.340	1.418.758	3.778.043
40012920	Natural rubber (other than latex, smoked sheets, RSS and TSNR), Latex crepe	40	14.260	452	15.810
40012950	Natural rubber (other than latex, smoked sheets, RSS and TSNR), crepes n.e.c. in sub heading 400129	380.930	1.094.530	372.487	1.030.654
40012960	Natural rubber (other than latex, smoked sheets, RSS and TSNR), Superior processing rubber	2.254	22.199	10.897	124.092
40012980	Natural rubber (other than latex, smoked sheets, RSS and TSNR), in form scrap (tree, earth or smoked) and cup lump	13.323.231	43.524.207	10.693.027	34.419.393
40012999	Natural rubber, other than in primary forms	17	388.192	1.195	308.095
40021100	Styrene-butadiene rubber (SBR), carboxylated styrene-butadiene rubber (XSBR), in latex form	1.666.782	4.524.405	1.827.988	5.687.089
40021910	SBR, XSBR other than latex, in primary forms or in vulcanised, uncompound plates, sheets, or strips	3.599.067	10.425.089	7.423.790	21.732.749

Lanjutan Tabel 2.5

H S	Uraian Komoditi	Berat Bersih (kg)		Nilai CIF (US\$)	
		Maret 2024	Jan–Mar 2024	Maret 2024	Jan–Mar 2024
(1)	(2)	(3)	(4)	(5)	(6)
40021990	SBR, XSBR, other than latex, other than in primary forms or in vulcanised, uncompound plates, sheets, or strips	4.972.221	16.880.741	9.492.371	30.773.119
40022010	Synthetic rubber, Butadiene rubber (BR) in primary forms	2.405.272	7.292.075	4.372.926	12.822.031
40022090	Synthetic rubber, Butadiene rubber (BR) other than in primary forms	4.900.332	16.196.708	9.802.318	31.483.534
40023110	Isobutene-isoprene (butyl) rubber (IIR), unvulcanised, uncompound plates, sheets or strip	309.192	1.087.005	704.850	2.518.947
40023190	Isobutene-isoprene (butyl) rubber (IIR), other than unvulcanised, uncompound plates, sheets or strip	578.298	1.812.536	1.207.675	3.616.770
40023910	Halo-isobutane-isoprene rubber (CIIR or BIIR), unvulcanised, uncompound plate, sheets or strip	474.955	1.324.539	1.248.771	3.333.293
40023990	Halo-isobutane-isoprene rubber (CIIR or BIIR) other than unvulcanised, uncompound plate, sheets or strip	922.592	2.823.018	2.289.315	7.128.056
40024100	Chloroprene (chlorobutadiene) rubber(CR) , in latex form	814.042	1.606.390	1.534.141	3.136.326
40024910	Chloroprene (chlorobutadiene) rubber(CR) other than latex, in primary forms	177.167	493.075	997.105	2.693.395
40024990	Chloroprene (chlorobutadiene) rubber(CR) other than latex, other than in primary forms	538.758	1.874.024	2.942.889	10.356.038
40025100	Acrylonitrile-butadiene rubber (NBR), in latex form	2.089.951	7.487.833	2.938.912	9.855.372
40025910	Acrylonitrile-butadiene rubber (NBR) other than latex, in primary forms	151.915	427.166	398.136	1.069.331
40025990	Acrylonitrile-butadiene rubber (NBR) other than latex, other than in primary forms	344.668	1.096.138	1.054.306	2.920.058
40026010	Isoprene rubber (IR) in primary forms	169.980	609.016	833.735	3.607.171
40026090	Isoprene rubber (IR) other than in primary forms	232.610	538.193	788.058	1.838.304
40027010	Ethylene-propylene-non-conjugated diene rubber (EPDM), in primary forms	314.066	900.728	921.624	2.348.610
40027090	Ethylene-propylene-non-conjugated diene rubber (EPDM), other than in primary forms	637.200	1.771.736	1.900.607	5.144.083
40028010	Mixture of natural rubber latex with syntetic rubber latex	20.004	60.318	55.354	165.060
40028090	Mixtures of product of 4001 with product of 4002 other than mixture of natural rubber latex with syntetic rubber latex	168.622	449.126	588.672	1.745.109
40029100	Other than Synthetic rubber, latex	188.027	685.418	269.635	1.114.573
40029930	Other than synthetic rubber: other than latex Epoxidised Natural Rubber (Enr)	2	2.002	45	17.445
40029940	Other than synthetic rubber: other than latex, other epoxidised, in primary forms or in unvulcanised, uncompounded plates, sheets or strip	102.620	240.126	349.506	741.167
40029990	Other than synthetic rubber: other than latex, other epoxidised, other than in primary forms or in unvulcanised, uncompounded plates, sheets or strip	617.723	1.896.116	1.411.614	4.867.599
40030000	Reclaimed rubber in primary forms or in plates, sheets or strip	512.851	2.064.348	381.324	1.575.990
40040000	Waste, parings and scrap of rubber (other than hard rubber) and powders and granules obtained therefrom	–	549.037	–	253.867
40051010	Compounded of natural gums with carbon black or silica, unvulcanised, in primary forms or in plates, sheets or strip	173.905	503.619	677.826	1.973.004
40051090	Compounded rubber, oth than natural gums with carbon black/silica, unvulcanised, in primary forms/in plates,sheets/strip	246.472	687.386	1.041.641	3.179.650
40052000	Compounded rubber, unvulcanised, solutions, dispersions other than those of subheading 400510	9.104	38.569	57.260	107.026
40059110	Compounded rubber of natural gums, other than 400510 and 400520, unvulcanised, in plates, sheets amd strip	9.380	32.380	34.140	116.114
40059190	Compounded rubber other than of natural gums, other than 400510 and 400520, unvulcanised, in plates, sheets amd strip	105.716	296.258	569.432	1.504.085
40059910	Compounded rubber, latex, other than 400510 and 400520, unvulcanised, other than in primary forms	296	348	1.541	1.978
40059920	Natural rubber compounded with substances other than carbon or silica, unvulcanised, in primary forms	373	171.123	2.756	149.575
40059990	Compounded rubber,n.e.c. in sub heading 400510 & n.e.c. in sub heading 400520, in primary forms, n.e.c. in sub heading 400599	144.738	320.284	267.120	578.077
40061000	Unvulcanized rubber, "Camel-back" strips for retreading rubber tyres	7.290	10.070	23.694	331.699
40069011	Article of unvulcanised rubber, of natural gums, other than 6Camel-backö strips for retreading rubber tyres	6.440	11.974	60.782	107.113

Lanjutan Tabel 2.5

H S	Uraian Komoditi	Berat Bersih (kg)		Nilai CIF (US\$)	
		Maret 2024	Jan–Mar 2024	Maret 2024	Jan–Mar 2024
(1)	(2)	(3)	(4)	(5)	(6)
40069019	Form of unvulcanised rubber, of natural gums, other than articles or ðCamel-backð strips for retreading rubber tyres	6.996	8.179	18.893	31.195
40069090	Form and article of unvulcanised rubber, other than natural gums or ðCamel-backð strips for retreading rubber tyres	22.877	60.734	133.073	504.919
40070000	Vulcanised rubber thread and cord.	835.477	1.951.182	2.210.497	5.172.688
40081110	Plates, sheets & strip of vulcanised cellular rubber, exceeding 5 mm in thickness, lined with textile fabric on one side	15.159	32.725	56.529	115.529
40081120	Plates, sheets and strip of vulcanised cellular rubber, not exceeding 5 mm in thickness, floor tiles and wall tiles	26.685	75.471	22.300	59.974
40081190	Plates, sheets and strip of vulcanised cellular rubber, other than HS 40081110 and 40081120	331.737	2.939.625	1.142.362	3.210.473
40081900	Vulcanised celular rubber (other than hard rubber), other than plates, sheets and strip	28.551	94.952	156.641	545.301
40082110	Plates, sheets and strip of vulcanised non-celular rubber, > 5 mm in thickness, lined with textile fabric on one side	3.877	33.642	42.503	149.109
40082120	Plates, sheets and strip of vulcanised non-celular rubber, not exceeding 5 mm in thickness, floor tiles and wall tiles	264	10.487	240	43.165
40082130	Plates, sheets and strip of vulcanised non-celular rubber, water stop	409	1.601	1.329	7.046
40082140	Plates, sheets and strip of vulcanised non-celular rubber, rubber soling sheet	577	26.342	3.766	109.118
40082190	Plates, sheets and strip of vulcanised non-celular rubber, other than HS 40082110 - 40082190	240.806	582.253	1.085.806	3.042.477
40082900	Vulcanised non-celular rubber (other than hard rubber), other than plates, sheets and strip	64.368	147.523	435.319	1.214.921
40091100	Tubes,pipes&hoses, vulcanised rubber other than hard rubber,not reinforced/othwise combined with oth materials without fittings	230.742	559.650	1.101.183	2.877.941
40091210	Mining slurry suction&discharge hoses,vulcanised rubber other than hard rubb, not reinforced/combined materials,with fittings	2.464	11.198	59.074	294.844
40091290	Tubes,pipes&hoses,vulcanised rubber other than hard rubber,not reinforced/combined w/ oth material with fittings,other than HS 40091210	57.612	229.223	296.650	1.602.370
40092110	Mining slurry suction and discharge hoses of vulcanised rubber, reinforced or combined only with metal, without fittings	140.691	361.873	562.529	1.466.358
40092190	Tubes, pipes&hoses of vulcanised rubber other than hard rubber,reinforced/combined with metal,without fittings, other than HS 40092110	186.542	647.021	820.920	2.373.029
40092210	Mining slurry suction and discharge hoses of vulcanised rubber, reinforced or combined only with metal, with fittings	17.467	60.349	190.858	643.372
40092290	Tubes, pipes&hoses of vulcanised rubber other than hard rubber,reinforced or combined with metal,with fittings, other than HS 40092210	64.604	325.804	1.047.453	3.439.723
40093110	Mining slurry suction&discharge hoses,vulcanised rubber other than hard rubber,reinforced/combined w/textile,without fittings	7.337	30.296	57.500	202.642
40093191	Fuel/heater/water hoses,reinforces/combined w/textile,used on motor vehicles of 8702,8703,8704 or 8711,without fittings	139.894	536.884	1.990.133	7.028.220
40093199	Tubes,pipes&hoses of vulcanised rubber other than hard rubber,reinforced/combined w/textile,without fittings, n.e.c. in subheading 400931	85.627	307.606	572.549	1.995.864
40093210	Mining slurry suction&discharge hoses,vulcanised rubber other than hard rubber,reinforced/combined with textile,with fittings	4.232	19.855	62.307	236.544
40093290	Tubes,pipes&hoses of vulcanised rubber other than hard rubber,reinforced/combined with textile,with fittings,n.e.c. in 400932	25.132	118.686	306.428	1.007.387
40094110	Rubber hose used for gas stove,vulcanised rubber other than hard rubber,reinforced/combined with oth materials,without fittings	62	99	1.333	1.625
40094190	Tubes/pipes&hoses,vulcanised rubber other than hard rubber, reinforced/combined with other materials,without fittings oter than HS 40094110	70.377	483.340	893.062	3.481.533
40094210	Mining slurry suction&discharge hoses,vulcanised rubber other than hard rubber,reinforced/combined w/ oth material,with fitting	50	12.145	2.379	31.118
40094220	Rubber hose used for gas stove,vulcanised rubber other than hard rubber,reinforced/combined with other materials,with fittings	762	2.737	33.725	95.887

Lanjutan Tabel 2.5

H S	Uraian Komoditi	Berat Bersih (kg)		Nilai CIF (US\$)	
		Maret 2024	Jan–Mar 2024	Maret 2024	Jan–Mar 2024
(1)	(2)	(3)	(4)	(5)	(6)
40094290	Tubes/pipes&hoses,vulcanised rubber other than hard rubber,reinforced/combined with other materials,with fittings n.e.c. 400942	112.421	484.182	1.693.517	5.964.804
40101100	Conveyor belts or belting, of vulcanised rubber, reinforced only with metal	638.590	2.504.740	2.597.087	8.471.306
40101200	Conveyor belts or belting, of vulcanised rubber, reinforced only with textile materials	717.557	3.319.782	1.925.912	9.037.989
40101900	Conveyor belts or belting, of vulcanised rubber, other than reinforced only with metal or textile material	152.449	754.284	982.796	3.390.321
40103100	Endless transmission belts trapezoidal cross-section (V-belts),V-ribbed,vulc rubber,outside circum>60 cm but not<180 cm	28.764	130.433	450.083	1.420.273
40103200	Endless transm belts trapezoidal cross-section (Vbelts),oth thn V-ribbed,outside circum exceed 60 cm but not exceed 180 cm	18.522	40.591	301.725	628.983
40103300	Endless transmission belts trapezoidal cross-section (Vbelts),V-ribbed,outside circum exceed 180 cm but not exceed 240 cm	1.665	8.285	74.174	214.361
40103400	Endless transm belts trapezoidal cross-section (Vbelts),oth thn Vribbed,outside circum exceed 180 cm but not exceed 240 cm	1.665	5.686	46.749	134.291
40103500	Endless synchronous belts, of an outside circumference exceeding 60 cm but not exceeding 150 cm, of vulcanised rubber	16.247	48.981	267.425	663.671
40103600	Endless synchronous belts, of an outside circumference exceeding 150 cm but not exceeding 198 cm	387	3.577	18.142	74.635
40103900	Transmission belts or belting, of vulcanised rubber, other than HS 40103100-40103600	124.031	643.237	2.381.209	7.803.199
40111000	New pneumatic tyres, of rubber, of a kind used on motor cars (including station wagons and racing cars)	727.977	2.039.624	1.399.953	3.608.529
40112011	New pneumatic tyres, of rubber, of a kind used on buses or lorries, of a width not exceeding 450 mm: having a width not exceeding 230 mm, and fitting a rim of a diameter not exceeding 16 inch	733.909	1.976.913	1.676.094	4.645.125
40112012	New pneumatic tyres, of rubber, of a kind used on buses or lorries, of a width not exceeding 450 mm: having a width not exceeding 230 mm, and fitting a rim of a diameter exceeding 16 inch	—	7.811	—	16.307
40112013	New pneumatic tyres, of rubber, of a kind used on buses or lorries, of a width not exceeding 450 mm: having a width exceeding 230 mm but not exceeding 385 mm	5.889.105	22.500.224	12.869.638	50.293.464
40112019	New pneumatic tyres, of rubber, of a kind used on buses or lorries, of a width not exceeding 450 mm: other than HS 40112011-40112013	16.293	35.329	11.690	71.284
40112090	New pneumatic tyres, of rubber, of a kind used on buses or lorries, of a width exceeding 450 mm.	1.146.529	2.315.233	403.116	948.890
40113000	New pneumatic tyres, of rubber, of a kind used on aircraft	23.171	78.340	734.653	2.309.709
40114000	New pneumatic tyres, of rubber, of a kind used on motorcycles	1.338	18.509	17.312	121.820
40115000	New pneumatic tyres, of rubber, of a kind used on bicycles	15.108	96.500	45.323	326.631
40117000	New pneumatic tyres, of rubber, of a kind used on agricultural or forestry vehicles and machines	13.595	173.457	32.805	421.256
40118011	New pneumatic tyres, of rubber, used on tractors, machinery of heading 8429 or 8430, forklifts, wheel-barrows or other industrial handling vehicles and machines, fitting a rim of a diameter ≤ 24 inch	408.906	1.635.385	789.581	4.434.933
40118019	New pneumatic tyres, of rubber, of a kind used on construction, mining or industrial handling vehicles and machines, fitting a rim of a diameter not exceeding 24 inch, other than HS 40118011	115.538	1.456.087	311.685	4.279.588
40118031	New pneumatic tyres, of rubber, fitting a rim of a diameter >24 inch, of a kind used on machinery of heading 8429 or 8430	808.717	4.025.761	2.267.844	15.334.091
40118039	New pneumatic tyres, of rubber, fitting a rim of a diameter >24 inch, of a kind used on forklifts or other industrial handling vehicles and machines	2.094.530	6.478.574	13.447.803	41.180.135
40118040	New pneumatic tyres, of rubber, fitting a rim of a diameter exceeding 24 inch, other	3.037.961	18.401.009	16.919.287	106.588.821
40119010	New pneumatic tyres, of rubber, of a kind used on vehicles of Chapter 87	3.078	10.964	20.133	45.565
40119020	New pneumatic tyres, of rubber, of a kind used onon machinery of heading 8429 or 8430.	4.376	26.011	35.771	154.180
40119090	New pneumatic tyres, of rubber, n.e.c. in heading 4011 of a width not exceeding 450 mm	729	30.561	3.342	68.151

Tabel-tabel

Lanjutan Tabel 2.5

H S	Uraian Komoditi	Berat Bersih (kg)		Nilai CIF (US\$)	
		Maret 2024	Jan–Mar 2024	Maret 2024	Jan–Mar 2024
(1)	(2)	(3)	(4)	(5)	(6)
40121210	Retreaded tyres of rubber, of a kind used on buses or lorries, of a width not exceeding 450 mm	167.684	1.019.434	246.318	1.345.314
40121290	Retreaded tyres of rubber, of a kind used on buses or lorries, of a width exceeding 450 mm	232.379	442.599	199.696	863.242
40121300	Retreaded tyres of rubber, of a kind used on aircraft	11.115.834	11.179.807	397.296	749.398
40121920	Retreaded tyres of rubber, of a kind used on machinery of heading 8427	–	527	–	721
40121930	Retreaded tyres of rubber, of a kind used on machinery of heading 8429 or 8430	190.714	797.899	157.554	514.226
40121941	Retreaded tyres of rubber, of a kind used on agricultural or forestry tractors	116	116	1.462	1.462
40121949	Retreaded tyres of rubber, of a kind used on vehicle of Chapter 87, other than of a kind used on agricultural or forestry tractors	–	42	–	646
40121990	Retreaded tyres of rubber, other than HS 40121100-40121949	531.630	1.476.585	375.247	1.252.288
40122010	Used pneumatic tyres of rubber, of a kind used on motor cars (including station wagons, racing cars)	–	6.467	–	28.218
40122029	Used pneumatic tyres of rubber, of a kind used on buses or lorries, of a width exceeding 450 mm	677.971	1.483.380	937.376	1.332.614
40122040	Used pneumatic tyres of rubber, of a kind used on motorcycles	477	477	5.121	5.121
40122071	Used pneumatic tyres of rubber, of a kind used on other vehicles of Chapter 87, of a kind used on agricultural or forestry tractors	13.255	13.255	9.450	9.450
40122099	Used pneumatic tyres of rubber, n.e.c. sub heading 401220	–	3.828	–	2.873
40129014	Solid tyres exceeding 250 mm in external diameter, of a width not exceeding 450 mm	52.758	87.766	109.780	189.341
40129017	Solid tyres exceeding 250 mm in external diameter, of a width exceeding 450 mm	16.809	194.176	75.332	444.729
40129019	Rubber, tyres, other solid tyres not exceeding 250 mm in external diameter, of a width not exceeding 450 mm	73.480	242.239	254.490	709.932
40129021	Cushion tyres of rubber, of a width not exceeding 450 mm	50	145	2.421	9.205
40129022	Cushion tyres of rubber, of a width exceeding 450 mm	–	463	–	1.000
40129071	Replaceable tyre treads : of a width not exceeding 450 mm	100.220	298.451	245.746	740.795
40129080	Tyre flaps of rubber	288.401	906.494	517.710	1.617.008
40129090	Retreaded/used pneumatic tyres of rubber, solid/cushion tyres, tyre treads & flaps, n.e.c. in heading 4012	133.371	305.821	257.275	754.221
40131011	Inner tubes of rubber, of a kind used on motor cars, suitable for fitting to tyres of a width < 450 mm	3.765	6.605	7.446	13.556
40131019	Inner tubes of rubber, of a kind used on motor cars, suitable for fitting to tyres of a width > 450 mm	349.810	1.158.898	152.353	498.606
40131021	Inner tubes of rubber, of a kind used on buses or lorries, suitable for fitting to tyres of a width not exceeding 450 mm	285.002	895.372	659.067	2.008.566
40131029	Inner tubes of rubber, of a kind used on buses or lorries, suitable for fitting to tyres of a width exceeding 450 mm	88.795	139.033	23.272	49.177
40132000	Inner tubes of rubber, of a kind used on bicycles	20.188	77.379	16.178	108.451
40139011	Inner tubes of rubber, kind used on machinery of head 8429 or 8430, suitable for fitting to tyres of a width ≤450 mm	44.329	79.679	68.341	148.988
40139019	Inner tubes of rubber, a kind used on machinery of head 8429 or 84.30, suitable for fitting to tyres of a width >450 mm	7.755	49.161	20.163	78.072
40139020	Inner tubes of rubber, of a kind used on motorcycles	–	2	–	73
40139031	Inner tubes of rubber, of a kind used on oth vehicles of Chapter 87, suitable for fitting to tyres of a width < 450 mm	46.481	131.682	84.303	244.881
40139039	Inner tubes of rubber, of a kind used on oth vehicles of Chapter 87, suitable for fitting to tyres of a width > 450 mm	14.805	84.841	44.425	202.083
40139040	Inner tubes of rubber, of a kind used on aircraft	390	895	19.655	22.280
40139091	Inner tubes of rubber, suitable for fitting to tyres of a width not exceeding 450 mm, n.e.c. sub heading 401390	–	69.097	–	47.823
40139099	Inner tubes of rubber, suitable for fitting to tyres of a width exceeding 450 mm, n.e.c. sub heading 401390	123	7.030	1.452	25.350
40141000	Sheath contraceptives	44.291	234.876	659.239	3.249.342
40149010	Teats for feeding bottles and similar articles	7.400	47.767	80.129	626.304
40149040	Stoppers for pharmaceutical use	98.972	334.213	683.386	2.877.614
40149050	Finger stalls	11	410	248	8.897
40149090	Hygienic/pharmaceutical articles of vulcanised exclude hard rubber, with or without fittings hard rubber, n.e.c. in heading 4014	24.832	148.842	231.075	953.499



Lanjutan Tabel 2.5

H S	Uraian Komoditi	Berat Bersih (kg)		Nilai CIF (US\$)	
		Maret 2024	Jan-Mar 2024	Maret 2024	Jan-Mar 2024
(1)	(2)	(3)	(4)	(5)	(6)
40151210	Gloves, mittens and mitts , of a kind used for medical, surgical, dental or veterinary purposes of a kind used on machinery purposes of vulcanised natural rubber	173.845	349.507	612.407	1.375.175
40151290	Gloves, mittens and mitts , of a kind used for medical, surgical, dental or veterinary purposes of a kind used on machinery purposes of other vulcanised rubber	51.715	152.060	382.154	1.241.564
40151910	Other than gloves, mittens and mitts , of a kind used for medical, surgical, dental or veterinary purposes of a kind used on machinery purposes of vulcanised natural rubber	24.030	180.370	216.440	763.768
40151990	Other than gloves, mittens and mitts , of a kind used for medical, surgical, dental or veterinary purposes of a kind used on machinery purposes other of vulcanised natural rubber	202.029	375.124	1.083.114	2.054.339
40159010	Lead aprons, of vulcanised rubber other than hard rubber	54	81	965	1.824
40159020	Divers' suits (wet suits), of vulcanised rubber other than hard rubber	149	878	881	31.228
40159090	Articles apparel & clothing accessories of vulcanised rubber other than hard rubber, n.e.c. in heading 4015	57.270	234.308	365.336	1.213.707
40161010	Padding for articles of apparel or clothing accessories, of cellular rubber	19.734	52.466	153.386	737.900
40161020	Floor tiles and wall tiles of cellular rubber	21	2.638	16	4.383
40161090	Other articles of cellular rubber, other than padding apparel and floor/wall tiles	68.759	205.725	481.070	1.383.091
40169110	Mats of vulcanised rubber other than hard rubber, non-cellular rubber	122.735	412.655	196.578	635.324
40169120	Tiles of vulcanised rubber other than hard rubber, non-cellular rubber	12.427	52.130	26.769	87.366
40169190	Floor coverings other than mats and tiles of vulcanised rubber other than hard rubber, non-cellular rubber	129.396	358.514	259.365	883.256
40169210	Eraser tips of vulcanised rubber other than hard rubber and non-cellular rubber	17.861	138.041	30.079	345.932
40169290	Erasers other than eraser tips of vulcanised rubber other than hard rubber and non-cellular rubber	102.555	192.747	295.828	566.168
40169310	Gaskets, washers and other seals of a kind used to insulate the terminal leads of electrolytic capacitors	63.762	223.562	1.061.708	3.188.591
40169320	Gaskets and o-rings, of a kind used on motor vehicles of heading 8702, 8703, 8704 or 8711	331.497	1.205.461	7.167.022	21.545.931
40169390	Gaskets, washers and other seals of vulcanised rubber other than hard rubber, n.e.c. sub heading 401693	117.224	425.929	2.403.957	8.093.965
40169400	Boat or dock fenders of vulcanised rubber, whether or not inflatable, other than hard rubber, non-cellular rubber	78.588	853.177	226.626	2.509.628
40169500	Inflatable articles, other than boat or dock fenders of vulcanised rubber, other than hard rubber, non-cellular rubber	315.948	1.216.442	769.965	2.914.836
40169911	Parts&access kind used for vehicles of Chapter 87 for vehicles of head 8702,8703, 8704 or 8705,oth thn weatherstripping	137.445	523.606	2.073.471	6.316.217
40169912	Parts and accessories of vulcanised rubber other than hard rubber, of a kind used for vehicles of heading 8711	7.430	45.114	135.920	624.368
40169913	Weatherstripping of vulcanised rubber oth thn hard rubber, of a kind used on motor vehicles of heading 8702,8703 or 8704	44.834	113.225	381.791	1.034.206
40169915	Parts&accessories of vulcanised rubber oth thn hard rubber,of a kind used for vehicles of head 8709, 8713, 8715 or 8716	3.405	19.708	58.129	304.871
40169916	Bicycle mudguards of vulcanised rubber other than hard rubber and non-cellular rubber	1	156	28	1.629
40169917	Bicycle parts of vulcanised rubber other than hard rubber and cellular rubber	1.654	5.858	8.663	23.439
40169918	Bicycle accessories of vulcanised rubber other than hard rubber, non-cellular rubber, other than mudguards & parts	4.810	16.410	13.201	30.440
40169919	Parts&accessories of a kind used for vehicles of Chapter 87 of vulcanised rubber exc hard rubber other than HS 40169911-40169919	85.941	301.529	900.915	2.352.154
40169920	Parts and accessories of rotochutes of heading 8804 of vulcanised rubber other than hard rubber, non-cellular rubber	594	2.118	9.771	31.065
40169930	Rubber bands, of vulcanised rubber other than hard rubber, non-cellular rubber	85.329	258.003	727.278	2.072.705

Tabel-tabel

Lanjutan Tabel 2.5

H S	Uraian Komoditi	Berat Bersih (kg)		Nilai CIF (US\$)	
		Maret 2024	Jan-Mar 2024	Maret 2024	Jan-Mar 2024
(1)	(2)	(3)	(4)	(5)	(6)
40169940	Wall tiles of vulcanised rubber other than hard rubber, non-cellular rubber	29	1.974	548	19.964
40169951	Rubber rollers of vulcanised rubber other than hard rubber, non-cellular rubber	67.561	134.749	374.760	856.469
40169952	Tyre mould bladders of vulcanised rubber other than hard rubber, non-cellular rubber	32.047	96.196	352.418	1.021.063
40169953	Electrical insulator hoods of vulcanised rubber other than hard rubber, non-cellular rubber	742	7.169	14.036	137.901
40169954	Rubber grommets and rubber covers for automotive wiring harnesses of vulcanised rubber oth hard rubber, non-cellular rubber	62.913	247.080	1.268.218	4.877.686
40169959	Articles used in machinery/mechanical/electric appliances/oth technical uses,noncellular rubber, other than HS 40169951-40169954	193.041	564.154	1.802.759	5.859.976
40169960	Rail pads of vulcanised rubber other than hard rubber, non-cellular rubber	1.822	4.559	71.285	121.386
40169970	Structural bearings including bridge bearings of vulcanised rubber other than hard rubber, non-cellular rubber	2.195	5.963	196.109	568.905
40169991	Table coverings of vulcanised rubber other than hard rubber, non-cellular rubber	6.699	36.476	54.432	111.818
40169999	Articles of vulcanised rubber other than hard rubber, non-cellular rubber, n.e.c. in heading 4016	1.151.973	3.250.981	5.656.008	15.014.216
40170010	Floor tiles and wall tiles of hard rubber (for example ebonite)	2	16	132	546
40170020	Articles of hard rubber other than floor tiles and wall tiles	9.242	66.652	119.301	448.225
40170090	Articles of hard rubber n.e.c. in heading 4017	54.098	96.432	134.300	538.768
41012000	Whole hides and skins,unsplit,weight per skin<8 kg simply dried, 10 kg dry-salted, 16 kg fresh,wet,salted/othwise preserved	756.531	1.639.505	542.719	1.170.586
41015000	Whole hides and skins of bovine (including buffalo) or equine animals, of a weight exceeding 16 kg	901.969	2.955.665	713.148	2.298.588
41019090	Raw hides and skins of bovine, including butts, bends and bellies, other than pre-tanned	1.135.147	3.582.926	947.125	3.160.265
41021000	Raw skins of sheep or lambs with wool on	—	1	—	11
41022100	Skins, raw of sheep or lambs pickled (but not tanned, parchment-dressed or further prepared), without wool on	252.977	542.544	1.401.584	3.565.131
41022900	Raw skins of sheep or lambs without wool on, other than pickled	17.511	17.511	5.253	5.253
41032000	Raw hides and skins of reptiles	—	5	—	15
41041110	Tanned/crust hides and skins in the wet state,full grains,upsplit and grains of bovine vegetable tanned	—	4.816	—	126.700
41041190	Tanned/crust hides and skins in the wet state,full grains,upsplit and grains other of bovine vegetable tanned	887.705	2.301.484	1.203.602	3.046.683
41041900	Tanned/crust hides and skins in the dry state,other than full grains,upsplit and grains of bovine vegetable tanned	945.050	2.890.269	3.041.272	8.510.791
41044100	Tanned/crust hides and skins in the dry state,full grains,upsplit and grains split of bovine vegetable tanned	10.316	16.559	178.316	271.126
41044900	Tanned/crust hides and skins in the dry state,other than full grains,upsplit and grains split of bovine vegetable tanned	266.234	1.227.144	3.426.326	11.389.123
41051000	Tanned/crust skins of sheep or lambs,in the wet state (including wetblue), without wool on, whether or not split,but not further prepared	31.646	139.126	304.562	1.127.157
41053000	Tanned/crust skins of sheep/lambs,in the dry state (crust), without wool on, whether or not split,but not further prepared	—	13	—	1.116
41062100	Tanned/crust hides&skins of goats/kids,in theWetState (incl wetblue), without wool/hair on,split/not,but notFurther prepared.	20.394	20.394	18.355	18.355
41062200	Tanned/crust hides&skins of goats/kids,in the dry state (crust), without wool/hair on, whether or not split, but not further prepared	416	420	8.511	8.559
41069200	Tanned/crust hide&skin oth animal n.e.c. sub heading 410621-410640, dryState,wo/wool/hair on,split/not,notFurther prepared	—	1	—	100
41071100	Leather further prepared after tanning/crusting of bovine/equine animal, whole hides and skins,full grains,unsplit	24.388	66.762	551.076	1.443.665
41071200	Leather further prepared after tanning/crusting of bovine/equine animal, whole hides and skins, grains split	43.420	215.515	610.108	2.652.778
41071900	Leather further prep after tanning/crusting of bovine/equine animal, whole hide and skin, other than full grain,unsplit,grains split	497.311	1.808.945	4.788.528	18.296.651

Lanjutan Tabel 2.5

H S	Uraian Komoditi	Berat Bersih (kg)		Nilai CIF (US\$)	
		Maret 2024	Jan–Mar 2024	Maret 2024	Jan–Mar 2024
(1)	(2)	(3)	(4)	(5)	(6)
41079100	Leather,other than whole hides and skins further prepared after tanning/crusting whole hides and skins,full grains,unsplit	1.725	2.126	18.250	27.214
41079200	Leather,other than whole hides and skins further prepared after tanning/crusting whole hides and skins, grain splits	210.070	585.958	2.296.483	7.055.504
41079900	Leather,oth thn whole hidesandskins further prepared after tanning/crusting whole hides and skins, excluding full/no grains,unsplit	1.563.635	4.452.099	21.585.672	65.990.741
41120000	Leather further prepared after tanning/ crust,of sheep/lamb wo/wool on,split/not,other than leather of heading 4114	9.832	65.474	402.600	2.254.751
41131000	Leather further prepared after tanning or crusting includ parchment-dressed leather, without wool/hair,of goats or kids	42.786	696.347	935.442	2.314.500
41132000	Leather further prepared after tanning or crusting includ parchment-dressed leather, without wool/hair,of swine	27.277	92.512	657.203	1.940.513
41139000	Leather further prepared after tanning/crusting includ parchment-dressed leather oth thn goats/kids, swine,& reptiles	10.445	42.394	221.325	657.121
41141000	Chamois (including combination chamois) leather	4.388	15.877	45.150	76.918
41142000	Patent leather and patent laminated leather, metallised leather	68.863	283.756	851.393	3.146.346
41151000	Composition leather with a basis of leather or leather fibre, in slabs, sheets or strip, whether or not in rolls	47.033	75.741	485.937	1.438.355
41152000	Parings and oth waste of leather/composition leather, not for manufacture leather articles, leather dust,powder and flour	–	19	–	27
42010000	Saddlery & harness for any animal (traces,leads,knee pads,muzzles,saddle cloths,saddle bags,dog coats),of any material	74.540	212.159	164.304	451.661
42021110	Cases & containers,suit-case/brief-case with outer surface of leather/composition leather, max dimensions 56cmx45cmx25 cm	11.058	65.169	23.280	261.514
42021190	Cases & containers,suit-case/brief-case with outer surface of leather/composition leather, dimension more 56cmx45cmx25 cm	50.130	979.544	357.388	1.901.307
42021211	School satchels with outer surface of vulcanised fibre	15	21.893	331	93.352
42021219	School satchels with outer surface other than vulcanised fibre	66.205	929.769	393.472	3.153.447
42021291	Cases and containers,suit-case/brief-case with outer surface vulcanised fibre other than school satchels	924	118.718	30.477	319.164
42021299	Cases and containers,suit-case/brief-case with other than outer surface vulcanised fibre, other than school satchels	221.040	4.842.260	1.743.486	21.449.442
42021920	Trunks,suit-cases,vanity-cases executive-cases, brief-cases, school satchels & similar container,paperboard outer surface	1.429	4.915	14.605	23.317
42021990	Trunks,suit-cases,vanity-cases, executive-cases, brief-cases, school satchel&similar container, outer srface oth paperboard	6.363	267.168	319.898	2.122.442
42022100	Handbags,whether or not with shoulder strap,inclcd those without handle,outer surface of leather/ composition leather	18.617	181.285	4.806.632	22.359.001
42022210	Handbags, whether or not with shoulder strap, including those without handle :With outer surface of sheeting of plastics or of textile materials:With outer surface of sheeting of plastics	86.035	2.418.636	2.764.675	18.454.070
42022220	Handbags, whether or not with shoulder strap, including those without handle , with outer surface of sheeting of plastics or of textile materials, with outer surface of textile materials	56.362	1.182.986	2.192.294	13.839.103
42022900	Other than handbags, whether or not with shoulder strap, including those without handle :	121.612	2.103.674	169.182	2.847.934
42023100	Articles of a kind normally carried in the pocket or in the handbag,with outer surface of leather or composition leather	10.346	156.256	651.669	3.387.614
42023200	Articles of a kind normally carried in pocket/in the handbag,with outer surface of sheeting plastics or textile materials	205.151	1.294.878	717.164	6.185.448
42023900	Articles of a kind normally carried in pocket/in the handbag, oth thn sub heading 420231 - 420232	18.419	298.649	29.614	398.031
42029111	Cases and containers, bowling bags with outer surface of leather or of composition leather	9	24	1.392	9.527
42029119	Cases and containers, sports bag other than bowling bags, with outer surface of leather or of composition leather	4.877	18.020	57.464	136.049
42029190	Cases and containers, other sports bag, with outer surface of leather or of composition leather	2.201	50.109	450.161	2.703.821
42029210	Cases and containers, toiletry bags, of sheeting of plastics	5.112	53.900	34.311	275.470
42029220	Cases and containers, bowling bags sheeting of plastics or of textile materials	165	1.261	1.279	28.412

Tabel-tabel

Lanjutan Tabel 2.5

H S	Uraian Komoditi	Berat Bersih (kg)		Nilai CIF (US\$)	
		Maret 2024	Jan-Mar 2024	Maret 2024	Jan-Mar 2024
(1)	(2)	(3)	(4)	(5)	(6)
42029290	Cases and containers, other than toiletry bags and bowling bags, of sheeting of plastics	130.764	2.354.573	2.857.171	17.219.667
42029910	Cases and containers, other article, with outer surface of vulcanised fibre or paperboard	18	4.683	421	3.988
42029990	Cases & containers, n.e.c. in head 4202, of vulcanised fibre/ of paperboard/wholly/mainly covered with such materials/w paper	31.440	377.028	135.743	1.338.716
42031000	Apparel, articles of apparel, of leather or of composition leather	24.470	87.404	153.381	459.055
42032110	Gloves, mittens and mitts : specially designed for use in sports, baseball and softball gloves	12	1.176	427	12.495
42032190	Gloves, mittens and mitts : specially designed for use in sports, other than baseball and softball gloves	74.574	113.291	339.171	549.426
42032910	Clothing accessories, protective work gloves, of leather or composition leather	148.378	485.845	304.451	1.392.277
42032990	Clothing accessories, other than protective work gloves, of leather or composition leather	37.376	120.775	115.414	339.967
42033000	Clothing accessories, belts and bandoliers, of leather or of composition leather	161.252	684.920	784.119	2.658.888
42034000	Clothing accessories, of leather or of composition leather, n.e.c. in heading no. 4203	23.842	429.720	152.280	945.278
42050010	Boot laces, mats, of leather or of composition leather	927	3.924	12.098	58.312
42050020	Industrial safety belts and harnesses of composition leather	4.469	24.567	43.319	201.244
42050030	Leather strings or chords of a kind used for jewellery or articles of personal adornment of composition leather	975	8.946	8.771	64.813
42050040	Articles of leather/ composition leather used in machine/mechanic appliance/ oth technic uses, ot HS 42050010-42050030	60	4.686	5.217	20.757
42050090	Articles of leather or of composition leather n.e.c. in heading 4205	40.306	173.271	639.885	2.136.570
42060000	Articles of gut (other than silkworm gut), of goldbeater's skin, of bladders or of tendons.	—	12	—	114.834
43021900	Furskins, tanned/dressed, whole, with or without head, tail/paws, not assembled, oth thn of mink, other than those of heading 4303	847	3.700	56.453	240.098
43023000	Furskins, tanned or dressed, whole skins & pieces or cuttings thereof, assembled, other than those of heading 4303	—	5	—	39
43031000	Furskin articles, apparel and clothing accessories	447	3.806	38.442	64.567
43039020	Furskin articles, other than apparel and clothing accessories, articles for industrial uses	—	8.675	—	68.226
43039090	Furskin articles, apparel and clothing accessories, n.e.c. in heading 4303	5.604	26.777	102.951	141.113
43040010	Artificial fur	1	1.470	7	8.844
43040020	Articles for industrial uses	1	49	30	348
43040091	Artificial fur articles, sports bags	44.724	45.237	195.743	196.177
43040099	Artificial fur articles, other than sports bags	5.968	6.979	45.130	52.612
44011200	Fuel wood, in logs, in billets, in twigs, in faggots or in similar forms, from Non - coniferous	—	2	—	23
44012100	Wood in chips or particles, from coniferous	—	10	—	137
44012200	Wood in chips or particles, from non-coniferous	108.477.150	249.788.156	11.250.231	25.721.200
44013100	Sawdust and wood waste and scrap, agglomerated in logs, briquettes, pellets or similar forms : wood pellets	2	237.473	166	30.724
44013900	Sawdust and wood waste and scrap, agglomerated in logs, briquettes, pellets or similar forms : wood pellets and briquettes	29.287	55.557	40.645	52.636
44014900	Sawdust and wood waste and scrap, not agglomerated : other than sawdust	167.483	167.502	5.368	5.497
44021000	Wood charcoal (including shell or nut charcoal), whether or not agglomerated, of bamboo	12.453	49.098	20.325	80.963
44022010	Wood charcoal (including shell or nut charcoal), whether or not agglomerated, of shell or nut , of coconut shell	2.700	2.700	5.400	5.400
44022090	Wood charcoal (including shell or nut charcoal), whether or not agglomerated, of shell or nut , other than coconut shell	2	3	70	102
44029000	Wood charcoal (including shell or nut charcoal), whether or not agglomerated, of bamboo or shell or nut	92.171	190.967	24.452	75.383
44034910	Tropical wood, other than dark Red Meranti, light Red Meranti and Meranti Bakau, baulks, sawlogs and veneer logs	270	272	2.650	2.659
44039110	Wood, treated with paint, stains, creosote/oth preservatives, of oak (Quercus spp), baulks, sawlogs and veneer logs	—	100.813	—	39.497

Lanjutan Tabel 2.5

H S	Uraian Komoditi	Berat Bersih (kg)		Nilai CIF (US\$)	
		Maret 2024	Jan-Mar 2024	Maret 2024	Jan-Mar 2024
(1)	(2)	(3)	(4)	(5)	(6)
44039190	Wood, treated with paint, stains, creosote/oth preservatives, of oak (Quercus spp), other than baulks, sawlogs & veneer logs	—	88.934	—	41.660
44039610	Wood, Baulks, sawlogs, and veneer logs, of birch which any cross-sectional dimension <15 cm	—	1.729.553	—	244.691
44039710	Wood, Baulks, sawlogs, and veneer logs, of poplar and aspen	—	139.550	—	18.862
44039990	Wood, in the rough, whether or not stripped of bark/sapwood, or roughly squared, untreated, other than in heading 4403	4.604.882	8.979.285	410.271	804.026
44042010	Hoopwood, split poles, piles, picket and the like of non-coniferous, chipwood	1	9	1	102
44050020	Wood flour	2.418.142	6.119.860	491.295	1.298.458
44071110	Wood, coniferous, of pine (Pinus spp), sawn lengthwise, not further worked	5.027.690	11.958.782	2.618.226	6.245.148
44071190	Wood, coniferous, of pine (Pinus spp), other than sawn lengthwise, not further worked	221.109	1.124.585	120.755	576.869
44071200	Wood, coniferous, of fir (Abies spp) and spruce (Picea spp), sawn or chipped lengthwise, sliced or peeled, whether or not planed, sanded or end-jointed, thick >6mm	613.751	1.260.711	694.324	1.665.962
44071910	Wood, coniferous, sawn lengthwise, not further worked, other than HS 44071110-44071400	1.095.119	3.877.632	833.370	3.439.908
44071990	Wood, coniferous, other than sawn lengthwise not further worked, other than HS 44071110-44071400	480.948	847.920	308.098	563.072
44072190	Wood, tropical wood, of mahogany (Swietenia spp), other than planed, sanded or end-joint	1.000	87.050	26.000	290.515
44072519	Wood, tropical wood, of dark red meranti or light red meranti, other than sawn lengthwise, planed, sanded or end-jointed	54.077	160.887	68.742	204.517
44072790	Wood, tropical wood, of sapelli, other than sawn lengthwise, planed, sanded or end-jointed	388.363	2.194.645	326.915	1.775.110
44072890	Wood, tropical wood, of iroko, other than planed, sanded or end-jointed	5.909	14.981	4.851	11.841
44072983	Wood, tropical wood, of mengkulang (Heritiera spp), planed, sanded or end-joint	—	3.313	—	29.336
44072989	Wood, tropical wood, of mengkulang (Heritiera spp), other than sawn lengthwise, planed, sanded or end-joint	—	13	—	652
44072997	Wood, tropical wood, of rubber (Hevea brasiliensis), other than planed, sanded or end-jointed	—	72.641	—	37.974
44072999	Wood, sawn other than HS 44062991 - 44072997, other than planed, sanded or end-jointed	46.798	141.462	36.618	104.733
44079120	Wood, non-coniferous and other than tropical wood, of oak (Quercus spp), sawn lengthwise, not further worked	—	165.206	—	169.405
44079130	Wood, non-coniferous and other than tropical wood, of oak (Quercus spp), planed, sanded or end-jointed	124.667	490.147	84.544	403.017
44079190	Wood, non-coniferous and other than tropical wood, of oak (Quercus spp), other than sawn lengthwise, planed, sanded or end-jointed	1.538.233	4.397.446	1.627.114	4.228.091
44079290	Wood, non-coniferous and other than tropical wood, of beech (Fagus spp), other than planed, sanded or end-jointed	172.029	580.500	123.760	427.147
44079310	Wood, non-coniferous and other than tropical wood, of maple (Acer spp), planed, sanded or end-jointed	9.600	19.072	2.785	9.504
44079390	Wood, non-coniferous and other than tropical wood, of maple (Acer spp), other than planed, sanded or end-jointed	173.799	485.002	373.186	1.329.504
44079410	Wood, non-coniferous and other than tropical wood, of cherry (Prunus spp), planed, sanded or end-jointed	53.345	58.905	49.521	51.295
44079490	Wood, non-coniferous and other than tropical wood, of cherry (Prunus spp), other than planed, sanded or end-jointed	—	1	—	226
44079510	Wood, non-coniferous and other than tropical wood, of ash (Fraxinus spp), planed, sanded or end-jointed	25.810	67.929	48.141	84.876
44079590	Wood, non-coniferous and other than tropical wood, of ash (Fraxinus spp), other than planed, sanded or end-jointed	257.918	438.155	371.904	540.688
44079610	Wood, non-coniferous and other than tropical wood, of birch (Betula spp), planed, sanded or end-jointed	—	27.670	—	36.544
44079690	Wood, non-coniferous and other than tropical wood, of birch (Betula spp), other than planed, sanded or end-jointed	—	93.276	—	110.958

Tabel-tabel

Lanjutan Tabel 2.5

H S	Uraian Komoditi	Berat Bersih (kg)		Nilai CIF (US\$)	
		Maret 2024	Jan–Mar 2024	Maret 2024	Jan–Mar 2024
(1)	(2)	(3)	(4)	(5)	(6)
44079790	Wood, non-coniferous and other than tropical wood, of poplar and aspen ( <i>Populus</i> spp), other than planed, sanded or end-jointed	87.683	386.378	128.897	765.598
44079910	Wood, non-coniferous and other than tropical wood, other than n.e.c. sub heading 440797, planed, sanded or end-jointed	120.387	387.794	228.832	680.925
44079990	Wood, non-coniferous and other than tropical wood, other than n.e.c. sub heading 440797, other than planed, sanded or end-jointed	1.158.205	3.371.030	1.293.629	3.783.034
44081010	Wood, coniferous, cedar wood pencil slats, Radiata pinewood of a kind used for blockboard manufacture	4.652	4.652	16.906	16.906
44081030	Wood, coniferous, face veneer sheets, Radiata pinewood of a kind used for blockboard manufacture	13.587	25.700	62.959	108.094
44081090	Wood, coniferous, other than cedar wood pencil slats radiata pinewood used for blockboard manufacture, other than face veneer sheets	43.833	116.420	265.107	657.786
44083100	Dark Red Meranti, Light Red Meranti and Meranti Bakau of tropical wood, sheets for veneering, plywood and laminated wood	–	275.000	–	738.000
44083920	Face veneer sheets of tropical wood, other than Red Meranti, Light Red Meranti and Meranti Bakau	52.500	52.500	79.222	79.222
44083990	Other than Jelutong wood pencil slats and face veneer sheets, other than Red Meranti, Light Red Meranti, and Meranti Bakau	–	34.136	–	151.882
44089010	Face veneer sheets, of non-coniferous and other than tropical wood	863.168	2.587.729	2.645.230	8.886.066
44089090	Wood, other than in heading 4408, sheets for veneer/plywood, oth wood sawn, slice/peel, whether/not plan, sand/end-join,thick≤6mm	617.534	2.623.400	1.939.402	8.158.444
44091000	Coniferous wood, cotinuously shaped along any of its edgee,ends/faces, non planed,sanded or end-jointed	124.859	377.547	80.587	365.587
44092100	Wood, non-coniferous of bamboo, cotinuously shaped along any of its edgee, ends/faces, whether or not planed,sanded or end-jointed	–	23.171	–	19.032
44092200	Wood,non-coniferous of tropical wood, cotinuously shaped along any of its edgee,ends/faces,whether or not planed,sanded/end-jointed	24.720	76.868	28.254	167.796
44092900	Wood, non-coniferous, other than in heading 4409, cotinuously shaped along any of its edgee, ends/faces, whether or not planed, sanded or end-jointed	26.014	184.299	36.445	261.007
44101100	Particle board of wood, whether or not agglomerated with resins or other organic binding substances	5.619.057	14.675.477	1.610.351	4.243.072
44101200	Oriented strand board (OSB) of wood, whether or not agglomerated with resins or other organic binding substances	7	7.209	25	4.861
44101900	Similar board (for example, waferboard) of wood, whether or not agglomerated with resins or other organic binding substances	147.917	295.672	65.995	129.971
44109000	Particle board, oriented strand board (OSB) and similar board (for example, waferboard), of other ligneous materials, whether or not agglomerated with resins or other organic binding substances	311.203	866.096	384.346	1.026.477
44111200	Medium density fibreboard (MDF), of a thickness not exceeding 5 mm, whether or not bonded with resins or other organic substances	3.106.655	7.717.834	1.315.034	3.807.227
44111300	Medium density fibreboard (MDF), of a thickness exceeding 5 mm but not exceeding 9 mm, whether or not bonded with resins or other organic substances	1.191.034	3.298.309	566.100	1.721.540
44111400	Medium density fibreboard (MDF), of a thickness exceeding 9 mm, whether or not bonded with resins or other organic substances	1.364.256	5.151.492	680.089	2.653.400
44119200	Ligneous materials other than fibreboard, of a density exceeding 0.8 g/cm3, whether or not bonded with resins or other organic substances	278.877	559.541	151.300	322.784
44119300	Ligneous materials other than fibreboard, of a density exceeding 0.5 g/cm3 but not exceeding 0.8 g/cm3, whether or not bonded with resins or other organic substances	–	332.349	–	135.280
44119400	Ligneous materials other than fibreboard, of a density not exceeding 0.5 g/cm3, whether or not bonded with resins or other organic substances	–	2	–	130
44121000	Plywood, veneered panels and similar laminated wood, of bamboo	84.262	257.243	61.188	461.874
44123100	Plywood, consisting solely of sheets of wood (not bamboo), each ply ≤ 6mm thickness, with at least one outer ply of tropical wood	6	163.330	164	102.673

Lanjutan Tabel 2.5

H S	Uraian Komoditi	Berat Bersih (kg)		Nilai CIF (US\$)	
		Maret 2024	Jan-Mar 2024	Maret 2024	Jan-Mar 2024
(1)	(2)	(3)	(4)	(5)	(6)
44123300	Plywood,consisting solely of sheets of wood(not bamboo),each ply≤6mm thickness,with at least one outer ply of non-coniferous wood of the species alder,ash,beech,birch,cherry,chestnut,elm,eucalyptus,hickory,horset chestnut,lime,maple,oak,plane tree,poplar&aspen,robinia,tulipwood/walnut	312.646	1.589.602	563.413	1.825.386
44123400	Plywood, consisting solely of sheets of wood (not bamboo), each ply ≤ 6mm thickness, with at least one outer ply of non-coniferous wood not specified under subheading 441233	—	910.508	—	209.557
44123900	Plywood, consisting solely of sheets of wood (not bamboo), each ply ≤ 6mm thickness, with both outer plies of coniferous wood	475.399	1.636.894	265.274	1.413.221
44124190	Laminated veneered lumber, with at least one outer ply of tropical wood other than teak	15	95	169	744
44124200	Laminated veneered lumber, with at least one outer ply of non-coniferous wood	4	49.407	19	42.741
44124900	Laminated veneered lumber, with both outer plies of coniferous wood	—	12.716	—	24.312
44125900	Blockboard, laminboard, and battenboard, with both outer plies of coniferous wood	—	857	—	1.322
44129190	Other plywood, with at least one outer ply of tropical wood other than teak	—	61.041	—	42.297
44129200	Other plywood, with at least one outer ply of non-coniferous wood	107	17.992	480	31.259
44129900	Other plywood, with both outer plies of coniferous wood	90.387	150.565	127.076	327.794
44130000	Densified wood, in blocks, plates, strips or profile shapes.	25.844	26.027	45.143	49.088
44141000	Wooden frames for paintings, photographs, mirrors or similar objects, of tropical wood	434	3.882	2.173	18.788
44149000	Wooden frames for paintings, photographs, mirrors or similar objects, of other than tropical wood	17.388	20.068	88.507	102.227
44151000	Cases, boxes, crates, drums and similar packings, cabledrums of wood	128.628	390.373	127.838	374.146
44152000	Pallets, box pallets and other load boards, pallet collars of wood	23.221	770.177	14.811	538.327
44160010	Staves	—	7.675	—	87.624
44160090	Casks, barrels, vats, tubs and other coopers' products and parts thereof, of wood	850	4.016	20.911	90.349
44170010	Boot or shoe lasts, of wood	—	105	—	943
44170090	Tools, tool bodies, tool handles, broom or brush bodies and handles, of wood	189	313.138	1.392	504.736
44181100	Windows, French-windows and their frames, of tropical wood	—	25.301	—	97.828
44182100	Doors and their frames and thresholds, of tropical wood	78.235	109.835	53.976	74.000
44182900	Doors and their frames and thresholds, of other than tropical wood	121.969	499.730	284.425	1.474.169
44184000	Shuttering for concrete constructional work	110.000	236.548	126.819	202.371
44187320	Assembled flooring panels, of bamboo or with at least the top layer (wear layer) of bamboo, other than mosaic flooring, of multilayer of bamboo	2	2	85	85
44187500	Assembled flooring panels, other than of bamboo or with at least the top layer (wear layer) of bamboo, other than mosaic flooring, multilayer	—	3.774	—	14.487
44187900	Assembled flooring panels, other than of bamboo or with at least the top layer (wear layer) of bamboo, other than mosaic flooring, other than multilayer	47.882	92.184	145.276	298.497
44188190	Engineered structural timber products, glue-laminated timber, in other than block shape	—	4	—	81
44189100	Builders' joinery and carpentry of wood, other than HS 44181100-44188900, of bamboo	—	4.900	—	6.808
44189200	Builders' joinery and carpentry of wood, other than HS 44181100-44188900, of cellular wood panels	—	1	—	33
44189900	Builders' joinery and carpentry of wood, other than HS 44181100-44188900, other than of bamboo and cellular wood panels	47.295	131.363	59.721	170.490
44191100	Bread boards, chopping boards, and similar boards of bamboo	4.577	15.671	14.361	64.864
44191200	Chopsticks of bamboo	273.842	1.227.941	211.696	913.390
44191900	Tableware and kitchenware, of bamboo, other than HS 44191100-44191200	3.073	14.584	23.457	83.631
44192000	Tableware and kitchenware, of tropical wood	44	66	230	342

Tabel-tabel

Lanjutan Tabel 2.5

H S	Uraian Komoditi	Berat Bersih (kg)		Nilai CIF (US\$)	
		Maret 2024	Jan–Mar 2024	Maret 2024	Jan–Mar 2024
(1)	(2)	(3)	(4)	(5)	(6)
44199000	Tableware and kitchenware, other than of bamboo and tropical wood	3.557	9.603	20.762	48.846
44201100	Statuettes and other ornaments, of tropical wood	65	152	1.296	3.037
44201900	Statuettes and other ornaments, other than of tropical wood	387	571	2.690	10.597
44209010	Wooden articles of furniture not falling in Chapter 94	743	1.029	4.392	6.206
44209020	Boxes and other small containers intended for and suitable for carrying in the pocket, in the handbag or on the person of wood	16.412	16.412	97.264	97.264
44209090	Wood marquetry and inlaid wood, caskets and cases for jewellery or cutlery, and similar articles, of wood	7.018	12.081	45.732	75.246
44211000	Clothes hangers of wood	18.947	98.488	94.067	436.487
44212000	Coffins of wood	2.730	2.731	5.472	5.473
44219110	Spools, cops and bobbins, sewing thread reels and the like of bamboo	–	1	–	5
44219120	Match splints of bamboo	15.570	72.005	10.065	43.946
44219140	Fans and handscreens, frames and handles therefor, and parts thereof of bamboo	–	25	–	242
44219150	Prayer beads of bamboo	38	528	837	2.843
44219160	Toothpicks of bamboo	59.164	271.260	43.836	227.046
44219170	Sticks of a kind used for making joss sticks, of bamboo	49.245	67.066	46.620	62.306
44219190	Article of bamboo, other than HS 44219110 - HS 44219160	1.008.810	5.231.505	792.926	4.279.163
44219910	Spools, cops and bobbins, sewing thread reels and the like of other than bamboo	–	866	–	434
44219930	Wooden pegs or pins for footwear of other than bamboo	–	1.153	–	5.072
44219940	Candy sticks, icecream sticks and icecream spoons of other than bamboo	188.160	567.335	499.489	1.348.689
44219970	Fans and handscreens, frames and handles therefor, and parts thereof of other than bamboo	3	3	37	37
44219980	Toothpicks of other than bamboo	9.100	9.102	52.706	52.712
44219994	Other beads of other than bamboo	459	35.823	10.495	37.588
44219995	Sticks of a kind used for making joss sticks, of other than bamboo	–	5	–	27
44219996	Barecore, of other than bamboo	19.135	19.560	37.434	37.775
44219999	Article of wood, other than bamboo, articles other than HS 44219910 - HS 44219996	40.420	224.364	149.428	534.321
45011000	Natural cork, raw or simply prepared	100	450	1.200	5.057
45019000	Waste cork, crushed, granulated or ground cork	6	6	421	421
45020000	Natural cork, debarked or roughly squared or rectangular blocks, plates, sheets or strip (include sharpened blanks for corks or stoppers)	1.861	5.160	73.679	161.006
45031000	Corks and stoppers of natural cork	9.608	49.921	169.488	886.584
45039000	Articles of natural cork, other than corks and stoppers	16.940	37.815	91.800	216.039
45041000	Blocks, plates, sheets and strip, tiles of any shape, solid cylinders (including discs), of agglomerated cork	10.752	29.389	36.275	109.968
45049000	Articles of agglomerated cork other than blocks, plates, sheets and strip, tiles of any shape, solid cylinders, including discs.	59.076	161.092	120.529	567.124
46012100	Plaiting materials, plaits and similar products of plaiting materials, mats, matting and screens, of bambo	25.821	72.766	22.783	58.095
46012200	Plaiting materials, plaits and similar products of plaiting materials, mats, matting and screens, of rattan	–	1.477	–	13.580
46012900	Plaiting materials, plaits and similar products, mats, matting and screens, of vegetable materials other than bamboo and rattan	40	508	337	1.187
46019210	Plaits and similar products of plaiting materials, whether or not assembled into strips of bamboo	–	5	–	76
46019220	Fans and handscreens, frames and handles therefor, and parts thereof of bamboo	2	2	235	235
46019290	Plaiting materials, plaits and similar products of plaiting materials, of bamboo, other than HS 46019210 - HS 46019220	–	33	–	298
46019410	Plaits and similar products of plaiting materials, whether or not assembled into strips of vegetable materials	–	5	–	41
46019910	Mats and matting of other than bamboo, rattan, and other vegetable materials	2	4	83	89
46019920	Plaits and similar products of plaiting materials, whether or not assembled into strips	–	175	–	7



Lanjutan Tabel 2.5

H S	Uraian Komoditi	Berat Bersih (kg)		Nilai CIF (US\$)	
		Maret 2024	Jan-Mar 2024	Maret 2024	Jan-Mar 2024
(1)	(2)	(3)	(4)	(5)	(6)
46019990	Plaiting materials, plaits and similar product of plaiting material, product of non-vegetable materials, other than HS 46019910-46019930	8	411	18	7.958
46021120	Envelopes for bottles of bamboo	—	3	—	44
46021190	Basketwork, wickerwork and other articles, of bamboo, other than HS 46021110 - HS 46021120	315	6.090	2.035	29.087
46021210	Travelling bags and suitcases of rattan	—	6	—	11
46021290	Basketwork, wickerwork and other articles, of rattan, other than HS 46021210 - HS 46021220	117	266	805	1.539
46021910	Travelling bags and suitcases of vegetable materials other than of bamboo and rattan	11	11	59	59
46021920	Envelopes for bottles of vegetable materials other than of bamboo and rattan	18	18	16	16
46021990	Basketwork, wickerwork and other articles, of vegetable materials other than bamboo and rattan, other than HS 46021910 - 46021920	3.638	8.601	19.752	53.759
46029010	Travelling bags and suitcases of other than vegetable materials	—	2	—	40
46029090	Basketwork, wickerwork and other articles, of other than vegetable materials, other than HS 46029010 - HS 46029020	815	1.752	6.995	24.145
47010000	Mechanical wood pulp	—	104	—	1.371
47020010	Chemical wood pulp, dissolving grades, of coniferous	873.546	3.506.740	773.962	3.339.354
47020020	Chemical wood pulp, dissolving grades, of non-coniferous	40.468.809	77.985.742	35.089.645	67.268.475
47031100	Chemical wood pulp, soda or sulphate other than dissolving grades, unbleached, of coniferous wood	8.182.090	15.078.194	5.851.837	10.892.325
47032100	Chemical wood pulp, soda or sulphate other than dissolving grades, semi-bleached or bleached, of coniferous wood	53.598.396	104.324.038	44.445.321	85.869.540
47032900	Chemical wood pulp, soda or sulphate other than dissolving grades, semi-bleached or bleached, of non-coniferous wood	8.318.587	18.599.379	4.947.129	10.639.894
47041100	Chemical wood pulp, sulphite other than dissolving grades, unbleached, of coniferous wood	—	76	—	317
47042100	Chemical wood pulp, sulphite other than dissolving grades, semi-bleached or bleached, of coniferous wood	3.997.375	9.665.656	3.787.844	9.161.778
47042900	Chemical wood pulp, sulphite other than dissolving grades, semi-bleached or bleached, of non-coniferous wood	139	139	825	825
47050000	Wood pulp obtained by a combination of mechanical and chemical pulping processes	11.521.369	39.896.917	6.640.652	22.643.431
47061000	Pulp, cotton linters pulp	447.206	1.673.280	770.390	3.131.197
47062000	Pulp of fibres derived from recovered (waste and scrap) paper or paperboard	149.157	211.099	102.295	142.046
47063000	Pulps of fibres derived from bamboo	—	39.673	—	76.715
47069100	Pulps of fibres derived from other fibrous cellulosic material obtained by mechanical processes	10.060	33.475	14.737	49.504
47069200	Pulps of fibres derived from other fibrous cellulosic material obtained by chemical processes	149.136	354.108	506.542	1.222.923
47069390	Pulps of fibres derived from other fibrous cellulosic material obtained by a combination of mechanical and chemical processes, other than abaca pulp	142.821	385.496	467.175	1.236.620
47071000	Recovered (waste and scrap) unbleached kraft paper or paperboard or corrugated paper or paperboard	189.261.292	554.196.360	30.512.408	86.637.138
47072000	Recovered (waste and scrap) other paper or paperboard made mainly of bleached chemical pulp, not coloured in the mass	7.434.803	20.173.906	1.655.476	4.317.284
47073000	Paper or paperboard, waste and scrap, made mainly of mechanical pulp (e.g newspapers, journals & similar printed matter)	23.606.228	67.067.032	3.924.060	10.876.329
47079000	Paper or paperboard (waste and scrap), of paper or paperboard n.e.c. sub heading 470710 - 470730 and of unsorted waste and scrap	35.352.974	85.324.281	4.763.109	11.095.623
48010011	Newsprint, weighing not more than 55 g/m2, In rolls, of a width exceeding 28 cm but not exceeding 36 cm	40.980	181.260	17.382	78.404
48010012	Newsprint, weighing not more than 55 g/m2, In rolls, other than HS 48010011	1.718.375	3.688.961	1.008.719	2.261.427
48010013	Newsprint, weighing not more than 55g/m2, In sheets, square or rectangular, one side >28cm but <36cm and other side >15cm in the unfolded state	307	685	926	5.825

Tabel-tabel

Lanjutan Tabel 2.5

H S	Uraian Komoditi	Berat Bersih (kg)		Nilai CIF (US\$)	
		Maret 2024	Jan–Mar 2024	Maret 2024	Jan–Mar 2024
(1)	(2)	(3)	(4)	(5)	(6)
48010014	Newsprint, weighing not more than 55g/m2, in sheets, square or rectangular, one side >36 cm, and other side >15 cm in the unfolded state	366	631	1.848	4.708
48010021	Newsprint, weighing more than 55 g/m2, In rolls, of a width exceeding 28 cm but not exceeding 36 cm	615	1.903	5.801	17.008
48010022	Newsprint, weighing more than 55 g/m2, In rolls, of a width not exceeding 28 cm but exceeding 36 cm	435.203	1.037.779	246.486	638.952
48010024	Newsprint, weighing more than 55g/m2, in sheets, square or rectangular, one side >36 cm, and other side >15 cm in the unfolded state	1	477	3	9.272
48021000	Hand-made paper and paperboard	678	1.017	862	6.047
48022010	Uncoated paper and paperboard in roll of not more than 15 cm in width or in rectangular sheet of which no side more than 36 cm in the unfolded state	66	66	487	487
48022090	Uncoated paper and paperboard in rolls of more than 15 cm in width or in rectangular sheet of which no side more than 36 cm in the unfolded state	1.317.868	13.631.687	612.271	5.420.436
48024090	Wallpaper in rolls of more than 15 cm width or rectangular (include square) sheets of which no side more than 36 cm in the unfolded state	1.329	5.500	7.487	90.669
48025411	Paperboard, carbonising base paper weighing less than 20g/m2, in rolls of not more than 15cm, in width or in rectangular sheet of which no side more than 36 cm, unfold state, weighing less than 40g/m2	–	4	–	46
48025419	Paperboard, carbonising base paper weighing less than 20g/m2, in roll of not more than 15cm in width or rectangular sheet of which no side more than 36 cm, unfold state, weighing not more than 40g/m2	42.736	96.179	156.183	426.086
48025429	Paperboard, o.t. carbonising base paper weighing <20g/m2, in rolls of >15cm, in width or rectangular sheet of which no side > 36cm, unfold state, weighing <40g/m2	1	2	2	3
48025430	Paperboard, base paper of a kind used to manufacture aluminium coated paper	–	1	–	32
48025440	Uncoated paper and paperboard, used for writing, printing and other graphic, in rolls of ≤ 15cm, in width or in rectangular sheet > 36cm, unfold state	1	2	1	127
48025450	Uncoated paper and paperboard, multi-ply paper and paperboard	523	47.258	1.925	39.158
48025490	Carbonising base paper, other than HS 48025430 - HS 48025450	299.597	786.735	394.402	1.041.837
48025529	Fancy paper and paperboard, weighing 40g/m2 or more but no more than 150g/m2, in rolls, of a width more than 15 cm exceeding	–	13	–	50
48025550	Base paper of a kind used to manufacture release paper	–	45.540	–	56.470
48025569	Paper and paperboard of a kind used for writing, printing and other graphic purposes, of a width exceeding 15 cm	505.910	983.131	491.198	961.084
48025570	Paper and paperboard, multi-ply paper	587.956	1.333.128	658.133	1.517.938
48025590	Paper and paperboard, other than multi-ply paper	977.185	2.741.876	1.160.701	2.935.629
48025621	Fancy paper and paperboard, weighing 40 g/m2 or more but not more than 150 g/m2, in rectangular (including square) sheets of which no side exceeds 36 cm in the unfolded state	98	98	627	627
48025629	Fancy paper and paperboard, weighing 40 g/m2 or more but not more than 150 g/m2, in rectangular (including square) sheets of which at least one side exceeds 36 cm in the unfolded state	73	74	542	554
48025649	Paper and paperboard of a kind used for writing, printing and other graphic purpose,width ≥36cm in rectangular sheet, unfolded state	–	32	–	71
48025650	Paper and paperboard, used for writing, printing and other graphic purposes, 40-150 g/m2, 1 side < 435mm & other side < 297mm, multi-ply paper	–	102	–	905
48025690	Paper and paperboard, used for writing, printing and other graphic purposes, 40-150 g/m2, 1 side <435mm and other side <297mm, other than multi-ply paper	50	62.526	296	50.568
48025729	Paper and paperboard, used for writing, printing and other graphic purposes, with no side ≤36cm, unfolded state, weight 40-150 g/m2	7.394	11.781	13.809	21.268
48025730	Paper and paperboard, multi-ply paper, unfolded state, weighing 40 g/m2-150 g/m2	33.271	67.128	28.260	56.531

Lanjutan Tabel 2.5

H S	Uraian Komoditi	Berat Bersih (kg)		Nilai CIF (US\$)	
		Maret 2024	Jan-Mar 2024	Maret 2024	Jan-Mar 2024
(1)	(2)	(3)	(4)	(5)	(6)
48025790	Paper and paperboard, other than multi-ply paper, unfolded state, weighing 40 g/m2-150 g/m2	102.481	199.589	105.956	407.901
48025829	Fancy paper and paperboard, in rolls of width > 15 cm in rectangular sheet with one side ≤ 36cm and other side ≤ 15 cm, weighing ≥150 g/m2, unfolded state	15.730	17.504	55.728	62.941
48025839	Paper and paperboard, for writing, printing and other graph purpose, in rolls of width ≤ 15 cm in rectangular shape, with no side > 36cm, unfolded state, weighing ≥150 g/m2	96.204	136.934	127.999	173.941
48025891	Paper and paperboard, weighing 150g/m2 - 225 g/m2, unfolded state, other than HS 48025821 - HS 48025840	15.112	15.112	20.015	20.015
48025899	Paper and paperboard, weighing < 150g/m2, unfolded state, other than HS 48025821 - HS 48025840	52.475	144.314	107.472	404.604
48026139	Fancy paper and paperboard, of which more than 10 % by weight of the total fibre content, in rolls of width > 15cm	—	239	—	3.108
48026149	Base paper of a kind used to manufacture aluminium coated paper, weighing < 150g/m2 or > 225g/m2, in roll	—	21	—	719
48026159	Paper and paperboard of which more than 10 % by weight of the total fibre content, of a kind used for writing, printing and other graphic purposes, of width > 15 cm, in roll	—	72.865	—	65.041
48026160	Paper and paperboard of which more than 10 % by weight of the total fibre content, multi-ply paper, in roll	20	25	669	1.125
48026199	Paper and paperboard, other than multi-ply paper, weighing < 150 g/m2 or weighing > 225 g/m2, in roll	1.989.651	3.251.977	1.710.734	2.794.707
48026211	Fancy paper and paperboard in rectangular (including square) sheets with one side ≤ 36cm and the other side ≤ 15 cm in unfolded state, weighing 150 g/m2 - 225 g/m2, in sheet	—	6	—	22
48026219	Fancy paper and paperboard in rectangular (including square) sheets with one side ≤ 36cm and the other side ≤ 15 cm in unfolded state, weighing < 150 g/m2 or > 225 g/m2, in sheet	3	4	25	45
48026229	Fancy paper and paperboard other than rectangular (including square) sheets with one side ≤ 36cm and the other side ≤ 15 cm in unfolded state, weighing < 150 g/m2 or > 225 g/m2, in sheet	—	1	—	6
48026299	Fancy paper and paperboard, other than multi-ply paper, unfolded state, in sheets of which one side ≤435mm and other side ≤297mm, weight less than 150g/m2 or more than 225g/m2	182	1.397	1.961	13.350
48026911	Paper and paperboard used for writing, printing and other graphic purposes, in rectangular sheets of which side 36cm or less, unfolded state	3.564	5.756	31.667	55.127
48026919	Paper and paperboard used for writing, printing and other graphic purposes, in rectangular sheets of which side more than 36cm, unfolded state	—	159.702	—	891.567
48026991	Uncoated paper&paperboard,not for writing,printing/oth graphic purpose&non perforated punch-card&punch tape paper,oth than paper of head 4801/4803,oth than HS 48021000-48026919,150 g/m2<weigh<225 g/m2	2.776	4.725	5.552	8.468
48026999	Uncoated paper&paperboard,not for writing,printing/oth graphic purpose&non perforated punch-card&punch tape paper,oth than paper of head 4801/4803,oth than HS 48021000-48026919,weigh≤150g/m2 &≥225g/m2	475.678	489.022	459.044	491.731
48030030	Toilet or facial tissue stock, towel or napkin stock and similar paper, of cellulose wadding or of webs of cellulose fibres	564.773	1.197.804	919.871	2.067.638
48030090	Toilet or facial tissue stock, towel or napkin stock and similar paper, of other than cellulose wedding/webs of cellulose fibres	131.668	171.631	161.881	248.614
48041100	Kraftliner, unbleached	402.798	1.369.276	232.884	815.110
48041900	Kraftliner, bleached	975.513	3.614.536	751.208	2.360.738
48042110	Sack kraft paper, unbleached, of a kind used for making cement bags	4.515.389	7.719.025	4.555.614	7.775.792
48042190	Sack kraft paper, unbleached, of other than kind used for making cement bags	453.050	1.552.751	414.759	1.523.098
48042910	Sack kraft paper, bleached, of a kind used for making cement bags	121.666	191.745	139.109	219.418
48042990	Sack kraft paper, bleached, of other than kind used for making cement bags	212.042	267.597	284.393	379.211

Lanjutan Tabel 2.5

H S	Uraian Komoditi	Berat Bersih (kg)		Nilai CIF (US\$)	
		Maret 2024	Jan–Mar 2024	Maret 2024	Jan–Mar 2024
(1)	(2)	(3)	(4)	(5)	(6)
48043110	Kraft paper and paperboard weighing 150 g/m2 or less, unbleached, electrical grade insulating kraft paper	57.032	178.702	607.621	2.028.780
48043130	Kraft paper and paperboard weighing 150 g/m2 or less, unbleached, wet strength of 40 g-60 g, used in manufacture of plywood adhesive tape	218.093	561.071	261.358	696.093
48043190	Kraft paper and paperboard weighing 150 g/m2 or less, unbleached, other than HS 48043110 - HS 48043150	1.839.875	3.793.230	851.623	2.104.537
48043920	Kraft paper and paperboard weighing 150 g/m2 or less, bleached, used for making food packaging	43.953	43.953	53.623	53.623
48043990	Kraft paper and paperboard weighing 150 g/m2 or less, bleached, other than HS 48043910 and HS 48043920	572.480	1.146.013	802.098	1.606.776
48044110	Kraft paper and paperboard weighing 150 g/m2 - 225 g/m2, unbleached, electrical grade insulating kraft paper	196.032	713.664	304.260	885.183
48044190	Kraft paper and paperboard weighing 150 g/m2 - 225 g/m2, unbleached, other than electrical grade insulating kraft paper	927.195	3.598.678	699.688	2.342.218
48044210	Paper and paperboard used for making food package, bleached uniformly > 95% by total of fibre content of wood fibre chemically	2.461	2.461	2.634	2.634
48044290	Paper and paperboard not used for making food package, bleached uniformly > 95% by total of fibre content of wood fibre chemically	10.098	25.038	8.129	20.380
48044990	Paper and paperboard a kind not used for making food packaging, bleached uniformly throughout the mass and not less than 95% by weight	379.436	594.324	262.667	400.234
48045110	Kraft paper and paperboard weighing 225 g/m2 or more, unbleached, electrical grade insulating kraft paper	20.046	47.551	16.484	35.349
48045120	Kraft paper and paperboard weighing 225 g/m2 or more, unbleached, pressboard weighing 600 g/m2 or more insulating kraft paper	44.269	61.317	124.582	179.048
48045130	Kraft paper and paperboard weighing 225 g/m2 or more, unbleached, wet strength of 40g to 60g, kind used in the manufacture of ply adhesive tape	12	12	284	284
48045190	Kraft paper and paperboard weighing 225 g/m2 or more, unbleached, other than HS 48045110 - 48045130	504.023	1.181.597	228.478	573.845
48045290	Paper & paperboard a kind not used for making food packaging, bleached uniformly throughout the mass and >95% by weight	—	26.002	—	18.981
48045910	Kraft paper and paperboard, uncoated, for making food packaging, weight 225g/m2 or more, other than in subheading 480451 & 480452	2.492	3.466	13.549	20.792
48045990	Kraft paper & paperboard, uncoated, not for making food packaging, weight 225g/m2 or more, other than in subheading 480451 & 480452	12	63	192	562
48051100	Semichemical fluting paper	449.325	635.966	207.544	340.665
48051910	Fluting paper other than semichemical and straw, weighing more than 150 g/m2 but less than 225 g/m2	345.133	345.133	146.149	146.149
48051990	Fluting paper other than semichemical and straw, weighing less than 150 g/m2 or more than 225 g/m2	1.968.421	4.397.025	693.950	1.875.021
48052400	Testliner (recycled liner board), weighing 150 g/m2 or less	4.326.292	10.152.099	1.766.206	4.638.390
48052510	Testliner (recycled liner board), Weighing more than 150 g/m2 but less than 225 g/m2	3.694.792	5.615.204	1.511.942	2.378.879
48052590	Testliner (recycled liner board), weighing equal or more than 225 g/m2	614.195	3.016.050	256.828	1.310.685
48053090	Sulphite wrapping paper, other than coloured paper of a kind used for wrapping wooden match box	231.955	833.698	119.964	332.958
48054000	Filter paper and paperboard	668.934	1.486.789	2.836.672	6.523.366
48055000	Felt paper and paperboard	6	587	115	13.924
48059110	Paper used as interleaf material for the packing of flat glass products, resin content by weight 0.6 % or less, weighing 150 g/m2 or less	767	1.492	3.370	8.601
48059120	Paper of a kind used to manufacture joss paper, weighing 150 g/m2 or less	10.120	51.629	20.240	103.258
48059190	Paper other than for packing of flat glass products, resin content by weight of 0.6% or less and manufacture joss paper, weighing 150 g/m2 or less	1.638.199	2.812.006	1.399.179	2.683.157

Lanjutan Tabel 2.5

H S	Uraian Komoditi	Berat Bersih (kg)		Nilai CIF (US\$)	
		Maret 2024	Jan-Mar 2024	Maret 2024	Jan-Mar 2024
(1)	(2)	(3)	(4)	(5)	(6)
48059290	Uncoated paper and paperboard, in rolls or sheets, weighing more than 150 g/m <sup>2</sup> but less than 225 g/m <sup>2</sup> , other than multiply paper and paperboard	2.987.216	10.541.183	2.175.056	7.873.260
48059310	Multiply paper and paperboard, uncoated paper and paperboard, in rolls or sheets, weighing 225 g/m <sup>2</sup> or more	944.735	1.545.552	554.202	903.390
48059320	Blotting paper, uncoated paper and paperboard, in rolls or sheets, weighing 225 g/m <sup>2</sup> or more	—	20.045	—	19.327
48059390	Uncoated paper and paperboard, in rolls or sheets, weighing 225 g/m <sup>2</sup> or more, other than multiply paper and paperboard and blotting paper	314.289	1.106.000	185.303	585.687
48061000	Vegetable parchment	82.374	121.272	173.478	298.782
48062000	Greaseproof papers	50.742	118.149	62.033	151.373
48063000	Tracing papers	13.055	13.144	50.849	51.555
48064000	Glassine and other glazed transparent or translucent papers	606.197	1.335.468	930.996	2.205.868
48070000	Composite paper and paperboard, not surface-coated or impregnated, whether or not internally reinforced, in rolls or sheets	1.096.754	1.763.777	667.987	1.232.681
48081000	Corrugated paper and paperboard, whether or not perforated	275.277	677.868	285.986	853.465
48084000	Kraft paper, creped or crinkled, whether or not embossed or perforated	38.626	97.081	73.152	197.464
48089020	Paper and paperboard, creped or crinkled paper	—	6.608	—	11.412
48089030	Paper and paperboard, embossed paper	525	723	1.315	1.923
48089090	Paper and paperboard, other than HS code 48089020 - 48089030	55.496	153.726	95.292	248.914
48092000	Self-copy paper	96.643	229.953	131.160	318.141
48099010	Carbon paper and similar copying papers	302.238	712.594	560.566	1.207.781
48099090	Paper and paperboard other than carbon paper and similar copying papers	2.153.813	4.581.780	3.091.608	6.583.767
48101310	Paper and paperboard, printed of a kind used for self-recording apparatus, of a width of 150 mm or less, in rolls	770	18.482	1.342	19.691
48101391	Paper and paperboard, not printed, of a width of 150 mm or less, in rolls	332.427	714.833	834.010	1.748.086
48101399	Paper and paperboard, not printed, of a width of more than 150 mm, in rolls	4.174.599	8.777.398	3.325.146	8.032.404
48101410	Paper and paperboard, printed of a kind used for self-recording apparatus, of which no side exceeds 360 mm, in sheets with one side less than 435 mm and the other side less than 297 mm unfolded state	5	532	17	20.437
48101491	Paper and paperboard, not printed, of which no side exceeds 360 mm, in sheets with one side less than 435 mm and the other side less than 297 mm unfolded state	12	72	99	417
48101499	Paper and paperboard, not printed, of which no side less than 360 mm, in sheets with one side less than 435 mm and the other side less than 297 mm unfolded state	42.469	110.329	39.642	190.179
48101910	Paper and paperboard, printed for self-record apparatus, no side exceed 360mm unfold state, have <10% weight, contain fibre of chemical or mechanical process, one side >435 mm and other side >297mm	60.464	544.141	51.785	366.271
48101990	Paper and paperboard, not printed for self-record apparatus, no side exceed 360mm unfold state, have <10% weight, contain fibre of chemical/mechanical process, one side >435 mm and other side >297mm	3.604.385	12.239.252	2.668.470	7.936.594
48102210	Paper and paperboard, printed for self-record apparatus, in rolls 150mm or less, or in sheets no side >360mm in the unfolded state, lightweight coated paper	—	15	—	69
48102290	Paper and paperboard, not printed for self-record apparatus, in rolls 150mm or less, or in sheets no side >360mm in the unfolded state, lightweight coated paper	434.950	1.859.902	468.864	1.564.090
48102910	Paper and paperboard, printed for self-record apparatus, in rolls 150mm or less, or in sheets no side >360mm in the unfolded state, other than lightweight coated paper	2.008.928	3.737.991	1.714.562	3.225.863
48102999	Paper and paperboard, not printed for self-record apparatus, in rolls of a width of >150 mm, or in sheets of which no side less than 360 mm in the unfolded state, other than lightweight coated paper	3.276.571	7.733.573	2.714.528	6.294.234

Tabel-tabel

Lanjutan Tabel 2.5

H S	Uraian Komoditi	Berat Bersih (kg)		Nilai CIF (US\$)	
		Maret 2024	Jan–Mar 2024	Maret 2024	Jan–Mar 2024
(1)	(2)	(3)	(4)	(5)	(6)
48103130	Kraft paper and paperboard, bleached in rolls of <150 mm width or in sheets of no side exceeding 360 mm in the unfolded state weighing 150g/m <sup>2</sup> or less	–	196.563	–	121.884
48103190	Kraft paper and paperboard, bleached in rolls >150 mm width or in sheets no side exceeding 360 mm in the unfolded state weighing 150g/m <sup>2</sup> or less	1.507	49.373	2.519	79.021
48103290	Kraft paper and paperboard, bleached in rolls of ≤150 mm width or in sheets of no side >360 mm in the unfolded state weighing more than 150g/m <sup>2</sup>	2.561.864	8.511.621	1.651.912	5.928.278
48103930	Kraft paper and paperboard, unbleached in rolls of ≤150 mm width or in sheets of no side >360 mm in the unfolded state	898	8.781	2.180	15.538
48103990	Kraft paper and paperboard, unbleached in rolls of >150 mm width or in sheets of no side >360 mm in the unfolded state	1	325.015	7	534.199
48109240	Paper and paperboard, multi-ply, in rolls of ≤150 mm in width or sheets of which side >360 mm in the unfolded state	174.104	350.432	244.616	495.002
48109290	Paper and paperboard, multi-ply, in rolls of >150 mm in width or sheets of which side >360 mm in the unfolded state	10.528.525	31.893.151	6.199.241	18.727.076
48109940	Other paper and paperboard, other than multi-ply, in rolls of <150mm in width or sheets of which side >360mm in the unfolded state	–	1.684.975	–	559.672
48109990	Paper and paperboard, other than multi-ply, in rolls of >150mm in width or sheets of which side >360mm in the unfolded state	607.607	2.166.177	956.511	2.856.524
48111020	Tarred, bituminised or asphalted paper and paperboard, in rolls of <15 cm in width, in rectangular (include square), or in sheets of which side <36cm unfolded	36	1.539	1.053	20.264
48111090	Tarred, bituminised or asphalted paper and paperboard, in rolls of >15 cm in width, in rectangular (include square), or in sheets of which side >36cm unfolded	20.460	68.910	42.276	218.044
48114120	Gummed or adhesive paper and paperboard, self-adhesive, in rolls of <15cm in width or in rectangular (include square) sheets of which side <36cm unfolded	102.490	264.836	219.244	576.842
48114190	Gummed or adhesive paper and paperboard, self-adhesive, in rolls of >15cm in width or in rectangular (include square) sheets of which side >36cm unfolded	1.585.489	4.753.812	3.680.309	10.060.398
48114900	Gummed or adhesive paper and paperboard, other than self-adhesive	221.704	593.527	707.042	2.146.102
48115139	Paper and paperboard coated, bleached, weigh >150g/m <sup>2</sup> , in rolls of ≤15cm width, or in sheets of which side <36cm unfolded state, other than floor coverings	29.021	29.038	38.839	38.899
48115199	Paper and paperboard coated, bleached, weigh >150g/m <sup>2</sup> , in rolls of ≤15cm in width, or in sheets of which side >36cm unfolded state, other than floor covering	444.575	1.999.798	1.312.715	4.258.646
48115920	Paper and paperboard covered on both faces with transparent films of plastics and with a lining of aluminium foil, for the packaging of liquid food products, bleached, weigh ≤150 g/m <sup>2</sup>	4.479.431	11.721.223	16.556.434	44.502.550
48115949	Paper and paperboard coated, bleached, weigh ≤150g/m <sup>2</sup> , in rolls of ≤15cm, or in sheets of which side >36cm unfolded state, other than floor covering	93.362	279.690	514.444	1.714.708
48115999	Paper and paperboard coated, bleached, weigh ≤150g/m <sup>2</sup> , in roll of >15cm in width, or in sheets of which side >36cm unfold state, other than floor covering	816.236	2.107.792	1.842.283	4.464.955
48116020	Paper and paperboard, coated, soak or covered with wax, parfin wax, starin, oil or glicerol, in rolls ≤15cm in width or in rectangular (include square) sheets of which side <36cm, unfolded state	18.718	38.106	23.410	50.188
48116099	Paper & paperboard, coated, soak/covered with wax, parfin wax, starin, oil/glicerol, in rolls ≥15cm width/rectangular (include square) sheets of which side >36cm, unfolded state, o.t floor coverings	58.777	321.166	132.742	679.376
48119041	Paper and paperboard, cellulose wadding and web cellulose fibre, in roll ≤15cm width or rectangular sheet of which side <36cm unfolded state, floor coverings	715	1.476	3.942	10.019
48119049	Paper and paperboard, cellulose wadding and web cellulose fibre, in roll ≤15cm width or rectangular sheet of which side <36cm unfolded state, other than floor coverings and marbled paper	86.022	192.653	215.050	423.243

Lanjutan Tabel 2.5

H S	Uraian Komoditi	Berat Bersih (kg)		Nilai CIF (US\$)	
		Maret 2024	Jan-Mar 2024	Maret 2024	Jan-Mar 2024
(1)	(2)	(3)	(4)	(5)	(6)
48119091	Paper and paperboard, cellulose wadding and web cellulose fibre, in roll >15cm width or rectangular sheets of which side <36cm unfold state, floor coverings	10.431	48.862	29.814	197.576
48119093	Paper and paperboard, cellulose wadding and web cellulose fibre, in roll >15cm width or rectangular sheets of which side <36cm unfold state, other than floor coverings and marbled paper	—	1	—	612
48119099	Paper, paperboard, cellulose wadding and webs of cellulose fibres other than HS 48119091 - 48119092	1.260.613	3.237.732	2.856.418	7.936.489
48120000	Filter blocks, slabs and plates, of paper pulp	226	1.928	1.645	20.760
48131000	Cigarette paper, in the form of booklets or tubes.	479	23.735	52.675	235.773
48132010	Cigarette tipping paper, in rolls of width not exceeding 5 cm	122.602	246.145	848.343	1.892.909
48132021	Tobacco wrapping paper, uncoated, in rolls of width not exceeding 5 cm	108.457	173.575	270.554	545.623
48132022	Plug wrap paper having a porosity of more than 12 cm3 (min- 1cm-2) in CORESTA Air Permeability unit, uncoated, in rolls of width not exceeding 5 cm	60.595	214.463	155.935	599.476
48132023	Plug wrap paper having a porosity of not more than 12 cm3 (min- 1cm-2) in CORESTA Air Permeability unit, uncoated, in rolls of width not exceeding 5 cm	305.624	533.117	535.254	1.009.197
48132029	Cigarette paper other than tobacco wrapping paper and plug wrap paper, uncoated, in rolls of width not exceeding 5 cm	—	33.639	—	73.164
48132031	Tobacco wrapping paper, coated, in rolls of width not exceeding 5 cm	62.572	392.611	192.167	875.329
48132032	Plug wrap paper, coated, in rolls of width not exceeding 5 cm	3.306	16.992	6.930	60.113
48132039	Cigarette paper other than tobacco wrapping paper and plug wrap paper, coated, in rolls of width not exceeding 5 cm	2	2	152	152
48139012	Cigarette tipping paper, coated, in rolls of a width exceeding 5 cm	115.881	430.966	894.510	2.880.154
48139019	Cigarette paper, other than tobacco wrapping paper and tipping paper, coated, in rolls of a width exceeding 5 cm	24.686	78.717	197.734	521.290
48139091	Tobacco wrapping paper, uncoated, in rolls of a width not exceeding 5 cm	572.619	1.399.203	1.631.541	5.511.372
48139099	Cigarette paper, other than tobacco wrapping paper, uncoated, in rolls of a width not exceeding 5 cm	250.594	509.689	1.358.464	3.466.884
48142010	Wallpaper and similar wall covering, consist of paper coated/covered, on the face side, grained, embossed, coloured, of a width ≤60cm	37.103	134.722	85.138	246.913
48142091	Photo murals, of a width exceeding 60cm	89	153	3.182	4.681
48142099	Wallpaper and similar wall coverings, other than photo murals, of a width exceeding 60cm	199.290	616.844	463.098	1.238.129
48149000	Window transparencies of paper	4.768	91.782	51.405	205.885
48162010	Selfcopy paper (other than those of heading 4809), in rolls of a width exceeding 15 cm but not exceeding 36 cm	508	1.044	25.534	51.381
48162090	Self-copy paper (other than those of heading 4809), in rolls except of a width exceeding 15 cm but exceeding 36 cm	113	123	346	441
48169010	Carbon paper (other than those of heading 4809), of paper, whether or not put up in boxes	40.391	188.582	69.050	353.701
48169040	Heat transfer paper, whether or not put up in boxes	305.729	735.483	482.081	1.210.693
48169090	Paper, carbon paper and other copying or transfer papers (other than those of heading no 4809), other than HS 48162010-48169050	19.710	62.164	24.869	129.023
48171000	Envelopes	2.604	11.705	11.027	83.797
48172000	Letter cards, plain postcards and correspondence cards	361	1.222	3.431	9.774
48173000	Boxes, pouches, wallets and writing compendiums, of paper or paperboard, containing an assortment of paper stationery	171	391	2.472	5.000
48181000	Toilet paper	3.708	36.803	282	53.911
48182000	Handkerchiefs, cleansing or facial tissues and towels	80.225	256.372	120.910	537.423
48183010	Tablecloths	608	1.004	277	2.947
48183020	Serviettes	1.316	3.837	8.494	20.618
48185000	Articles of apparel and clothing accessories, of paper pulp, paper	380	4.793	1.294	13.409
48189000	Cellulose wadding or webs of cellulose fibres, of a kind used for household or sanitary purposes, in rolls of a width not exceeding 36 cm, or cut to size or shape	1.493.507	1.644.781	3.084.175	3.663.224
48191000	Cartons, boxes and cases of corrugated paper or paperboard	3.269.729	10.110.823	5.186.072	17.668.354

Tabel-tabel

Lanjutan Tabel 2.5

H S	Uraian Komoditi	Berat Bersih (kg)		Nilai CIF (US\$)	
		Maret 2024	Jan–Mar 2024	Maret 2024	Jan–Mar 2024
(1)	(2)	(3)	(4)	(5)	(6)
48192000	Folding cartons, boxes and cases of non-corrugated paper or paperboard	2.728.363	9.386.634	8.720.921	30.630.215
48193000	Sacks and bags having a base of a width of 40 cm or more	1.209.544	3.989.416	2.181.922	6.889.932
48194000	Other sacks and bags of paper, paperboard, cellulose wadding or webs of cellulose fibres, including cones	800.192	2.309.167	2.090.397	6.156.961
48195000	Other packing containers of paper, paperboard, cellulose wadding or webs of cellulose fibres, including record sleeves	1.265.062	4.250.866	4.837.861	16.995.470
48196000	Box files, letter trays, storage boxes and similar articles, of a kind used in offices, shops or the like	79.775	214.976	228.427	625.479
48201000	Registers, account books, note books, order books, receipt books, letter pads, memorandum pads, diaries and similar articles	256.424	1.403.715	721.196	4.068.740
48202000	Exercise books	222.175	634.839	248.848	809.685
48203000	Binders (other than book covers), folders and file covers	20.084	48.974	23.687	67.740
48204000	Manifold business forms and interleaved carbon sets	78	1.761	1.578	10.177
48205000	Albums for samples or for collections of paper or paperboard	8.436	30.117	40.515	86.497
48209000	Other articles of stationery of paper or paperboard	100.799	258.887	221.715	654.154
48211010	Labels of a kind used for jewellery, including objects of personal adornment or articles of personal use normally carried in the pocket, in the handbag or on the person; printed	36.004	118.567	457.568	1.440.930
48211090	Other than labels of a kind used for jewellery, including objects of personal adornment or articles of personal use normally carried in the pocket, in the handbag or on the person; printed	734.186	1.969.242	5.543.609	18.737.947
48219010	Labels of a kind used for jewellery, including objects of personal adornment or articles of personal use normally carried in the pocket, in the handbag or on the person; not printed	20.349	111.646	24.310	124.053
48219090	Other than labels of a kind used for jewellery, including objects of personal adornment or articles of personal use normally carried in the pocket, in the handbag or on the person; not printed	835.301	2.151.566	2.920.286	6.481.817
48221010	Bobbins, spools, cops and similar supports of paper pulp, paper or paperboard (whether or not perforated or hardened); of a kind used for winding textile yarn; cones	–	1.402	–	19.977
48221090	Bobbins, spools, cops and similar supports of paper pulp, paper or paperboard (whether or not perforated or hardened); of a kind used for winding textile yarn; other than cones	18.380	27.074	28.878	48.645
48229010	Bobbins, spools, cops and similar supports of paper pulp, paper or paperboard (whether or not perforated or hardened); other than of a kind used for winding textile yarn; cones	111	1.487	1.049	22.877
48229090	Bobbins, spools, cops and similar supports of paper pulp, paper or paperboard (whether or not perforated or hardened); other than of a kind used for winding textile yarn; other than cones	200.769	790.507	144.757	716.223
48232010	Filter paper and paperboard in strips, rolls or sheets	343.001	943.474	1.443.135	4.306.138
48232090	Filter paper and paperboard, other than in strips, rolls or sheets	35.084	165.899	73.015	650.144
48234021	Rolls, sheets and dials, printed for self-recording apparatus for electromedical apparatus; cardiograph recording paper	15.601	19.355	34.352	57.746
48234029	Rolls, sheets and dials, printed for self-recording apparatus for electromedical apparatus; other than cardiograph recording paper	249	877	4.848	17.585
48234090	Rolls, sheets and dials, printed for self-recording apparatus, other than for electromedical apparatus	37.001	102.649	165.009	322.045
48236100	Trays, dishes, plates, cups and the like, of paper or paperboard, of bamboo	38.104	133.346	55.883	198.140
48236900	Trays, dishes, plates, cups and the like, of paper or paperboard, other than of bamboo	113.305	544.243	276.318	1.437.233
48237000	Moulded or pressed articles of paper pulp	256.240	498.119	267.278	727.855
48239010	Cocooning frames for silk-worms	48	271	540	2.893
48239020	Display cards of a kind used for jewellery, including objects of personal adornment or articles of personal use normally carried in the pocket, in the handbag or on the person	604	894	5.106	7.612
48239030	Die-cut polyethylene coated paperboard of a kind used for the manufacture of paper cups	121.357	689.394	142.429	830.115
48239040	Paper tube sets of a kind used for the manufacture of fireworks	–	17	–	32
48239051	Kraft paper, in rolls of a width of 209 mm, of a kind used as wrapper for dynamite sticks; weighing 150 g/m2 or less	–	1	–	8



Lanjutan Tabel 2.5

H S	Uraian Komoditi	Berat Bersih (kg)		Nilai CIF (US\$)	
		Maret 2024	Jan–Mar 2024	Maret 2024	Jan–Mar 2024
(1)	(2)	(3)	(4)	(5)	(6)
48239059	Kraft paper, in rolls of a width of 209 mm, of a kind used as wrapper for dynamite sticks; weighing more than 150 g/m2	27.043	129.332	37.627	203.132
48239060	Punched jacquard cards	2	88	62	2.911
48239070	Fans and handscreens	36.400	98.828	40.815	110.808
48239091	Silicone paper	6.565	30.054	29.311	169.735
48239092	Joss paper	146.575	548.278	209.602	766.657
48239094	Cellulose wadding and webs of cellulose fibres, coloured or marbled throughout the mass	5	4.648	82	41.863
48239095	Floor coverings	2	265	23	482
48239096	Other than kraft paper in rolls of a width of 209 mm of a kind used as wrapper for dynamite sticks, cut to shape other than rectangular or square	52.106	107.846	54.377	116.664
48239099	Other articles of paper pulp, paper, paperboard, cellulose wadding or webs of cellulose fibres; n.e.c. in heading 4823	237.843	655.087	672.609	1.752.965
49011000	Printed books, brochures, leaflets and similar printed matter in single sheets, whether or not folded	90.026	325.026	842.866	2.280.696
49019100	Dictionaries and encyclopaedias, and serial instalments thereof	2.195	2.583	26.774	32.459
49019910	Educational, technical, scientific, historical or cultural books	215.918	553.418	723.651	2.557.489
49019990	Printed books, brochures, leaflets and similar printed matter not in single sheets, whether or not folded; other than educational, technical, scientific, historical or cultural books	265.607	901.942	2.860.961	7.519.761
49021000	Newspapers, journals and periodicals, whether or not illustrated or containing advertising material; appearing at least four times a week	67	199	858	2.761
49029010	Educational, technical, scientific, historical or cultural journals and periodicals	735	1.031	6.920	9.706
49029090	Newspapers, journals and periodicals, whether or not illustrated or containing advertising material; other than educational, technical, scientific, historical or cultural journals and periodicals	325.994	1.122.370	144.915	462.443
49030000	Children's picture, drawing or colouring books	60.870	214.325	170.220	724.087
49040000	Music, printed or in manuscript, whether or not bound or illustrated	1.858	8.181	66.358	102.628
49052000	Maps and hydrographic or similar charts of all kinds, including atlases, wall maps, topographical plans and globes, printed; in book form	27	284	245	1.359
49059000	Maps and hydrographic or similar charts of all kinds, including atlases, wall maps, topographical plans and globes, printed; other than in book form	709	4.192	6.016	29.512
49060000	Plans&drawings for architect,engineer,industry, commercial,topograph/similar purpose,being original hand-drawn;hand-written text;photographic reproduction on sensitised paper&carbon copy of foregoing	4.518	13.134	45.484	141.849
49070010	Banknotes, being legal tender	14	29	165	421
49070021	Unused postage stamps	2	17	150	527
49070029	Unused revenue or similar stamps	2.676	9.644	228.351	921.754
49070050	Cheque forms	13	14	920	922
49070060	Stock, share or bond certificates and similar documents of title	33	187	276	1.308
49070090	Stamp-impressed paper; n.e.c. in heading 4907	35.984	99.944	100.943	310.924
49081000	Transfers (decalcomanias), vitrifiable	44.840	142.511	773.267	2.877.357
49089000	Transfers (decalcomanias), not vitrifiable	133.880	469.171	3.079.555	8.137.639
49090000	Printed or illustrated postcards; printed cards bearing personal greetings, messages or announcements, whether or not illustrated, with or without envelopes or trimmings	28.431	102.586	67.601	201.144
49100000	Calendars of any kind, printed, including calendar blocks	5.349	20.745	18.294	99.354
49111010	Trade advertising material, commercial catalogues and the like; catalogues listing only educational, technical, scientific, historical or cultural books and publications	13.660	56.807	78.827	304.449
49111090	Trade advertising material, commercial catalogues and the like; other than catalogues listing only educational, technical, scientific, historical or cultural books and publications	85.014	396.442	1.012.016	3.151.623
49119110	Designs	13.792	44.772	204.667	430.486
49119121	Pictures and photographs of a kind to be mounted for instructional purposes; anatomical and botanical	–	3	–	1
49119129	Pictures and photographs of a kind to be mounted for instructional purposes; other than anatomical and botanical	2.451	9.670	42.419	154.473

Tabel-tabel

Lanjutan Tabel 2.5

H S	Uraian Komoditi	Berat Bersih (kg)		Nilai CIF (US\$)	
		Maret 2024	Jan–Mar 2024	Maret 2024	Jan–Mar 2024
(1)	(2)	(3)	(4)	(5)	(6)
49119199	Pictures and photographs, other than of a kind to be mounted for instructional purposes; other than anatomical and botanical	43.738	60.569	640.431	716.243
49119910	Printed cards for jewellery or for small objects of personal adornment or articles of personal use normally carried in the pocket, handbag or on the person	8.067	76.500	32.352	416.038
49119920	Printed labels for explosives other than those of heading 4821	3.060	4.962	26.381	42.848
49119930	Educational, technical, scientific, historical or cultural material printed on a set of cards	168	703	3.294	4.229
49119940	Printed matter which grants the right to access,install,reproduce/otherwise use software(games),data,internet content(in-game/in-app content)/services,or telecommunications services(mobile services)	842	20.873	105.780	503.295
49119990	Printed matter, other than trade advertising material, commercial catalogues and the like; other than pictures, designs and photographs, n.e.c. in heading 4911	1.198.699	2.964.070	5.933.546	14.355.365
50030000	Silk waste (including cocoons unsuitable for reeling, yarn waste and garnetted stock)	—	3	—	426
50040000	Silk yarn (other than yarn spun from silk waste) not put up for retail sale	6.021	28.999	91.414	183.520
50050000	Yarn spun from silk waste, not put up for retail sale	1	10.002	6	415.053
50060000	Silk yarn and yarn spun from silk waste, put up for retail sale; silk-worm gut	8.909	8.939	17.819	18.310
50071030	Woven fabrics of noil silk, printed by the traditional batik process	—	130	—	24.670
50071090	Woven fabrics of noil silk, other than unbleached or bleached, other than printed by the traditional batik process	18	309	5.338	49.753
50072020	Woven fabrics containing 85 % or more by weight of silk or of silk waste other than noil silk, unbleached or bleached	5	251	59	27.597
50072030	Woven fabrics, containing 85 % or more by weight of silk or of silk waste other than noil silk, printed by the traditional batik process	—	489	—	86.372
50072090	Woven fabrics, containing 85 % or more by weight of silk or of silk waste other than noil silk, other than unbleached or bleached, other than printed by the traditional batik process	849	1.824	50.387	84.442
50079090	Woven fabrics, containing less than 85 % by weight of silk or of silk waste other than noil silk, other than unbleached or bleached, other than printed by the traditional batik process	22	3.593	88	123.896
51012100	Shorn wool, not carded or combed, degreased, not carbonised	—	1	—	31
51012900	Wool not carded or combed, degreased, not carbonised, other than shorn wool	—	428	—	4.741
51031000	Noils of wool or of fine animal hair	10	10	184	184
51040000	Garnetted stock of wool or of fine or coarse animal hair	—	1	—	16
51051000	Carded wool	44	47	626	636
51052900	Wool tops and other combed wool; other than combed wool in fragments	26.495	101.093	308.081	1.092.085
51053100	Fine animal hair of kashmir (cashmere) goats, carded or combed	—	1	—	9
51053900	Fine animal hair other than of kashmir (cashmere) goats, carded or combed	1	1	28	28
51054000	Coarse animal hair, carded or combed	2	16	1	351
51061000	Yarn of carded wool, not put up for retail sale, containing 85 % or more by weight of wool	4.014	22.051	58.173	170.898
51062000	Yarn of carded wool, not put up for retail sale, containing less than 85 % by weight of wool	9.859	46.512	48.579	272.180
51071000	Yarn of combed wool, not put up for retail sale, containing 85 % or more by weight of wool	237	12.337	6.613	84.287
51072000	Yarn of combed wool, not put up for retail sale, containing less than 85 % by weight of wool	23.057	30.066	147.874	260.161
51081000	Yarn of fine animal hair (carded ), not put up for retail sale	—	1.360	—	39.766
51091000	Yarn of wool or of fine animal hair, put up for retail sale; containing 85 % or more by weight of wool or of fine animal hair	16.005	40.294	16.316	43.233
51099000	Yarn of wool or of fine animal hair, put up for retail sale; containing less than 85 % by weight of wool or of fine animal hair	1.372	8.173	3.852	12.877
51100000	Yarn of coarse animal hair or of horsehair (including gimped horsehair yarn), whether or not put up for retail sale	—	10	—	19

Lanjutan Tabel 2.5

H S	Uraian Komoditi	Berat Bersih (kg)		Nilai CIF (US\$)	
		Maret 2024	Jan-Mar 2024	Maret 2024	Jan-Mar 2024
(1)	(2)	(3)	(4)	(5)	(6)
51111100	Woven fabrics of carded wool or of carded fine animal hair; containing 85 % or more by weight of wool or of fine animal hair; of a weight not exceeding 300 g/m2	1.509	4.327	17.676	126.451
51111900	Woven fabrics of carded wool or of carded fine animal hair; containing 85 % or more by weight of wool or of fine animal hair; of a weight exceeding 300 g/m2	9	1.593	24	58.717
51112000	Woven fabrics of carded wool or of carded fine animal hair; containing less than 85 % by weight of wool or of fine animal hair; mixed mainly or solely with man-made filaments	424	3.488	9.559	145.090
51113000	Woven fabrics of carded wool or of carded fine animal hair; containing less than 85 % by weight of wool or of fine animal hair; mixed mainly or solely with man-made staple fibres	296	1.580	14.144	60.183
51119000	Woven fabrics of carded wool or of carded fine animal hair; containing < 85 % by weight of wool or of fine animal hair; oth than mixed mainly/solely with man-made filaments/with man-made staple fibres	1.111	5.317	23.594	201.865
51121110	Woven fabrics of combed wool or of combed fine animal hair; containing 85 % or more by weight of wool or of fine animal hair; of a weight ≤ 200 g/m2; printed by the traditional batik process	117	412	8.436	31.670
51121190	Woven fabrics of combed wool or of combed fine animal hair; containing 85 % or more by weight of wool or of fine animal hair; of a weight ≤ 200 g/m2; oth than printed by the traditional batik process	15.380	37.321	1.053.572	2.212.658
51121910	Woven fabrics of combed wool or of combed fine animal hair; containing 85 % or more by weight of wool or of fine animal hair; of a weight > 200 g/m2; printed by the traditional batik process	7	137	562	1.498
51121990	Woven fabrics of combed wool or of combed fine animal hair; containing 85 % or more by weight of wool or of fine animal hair; of a weight > 200 g/m2; oth than printed by the traditional batik process	18.007	39.500	620.805	1.416.789
51122000	Woven fabrics of combed wool or of combed fine animal hair; containing < 85 % by weight of wool or of fine animal hair; mixed mainly or solely with man-made filaments	26.475	86.301	932.503	2.883.614
51123000	Woven fabrics of combed wool or of combed fine animal hair; containing < 85 % by weight of wool or of fine animal hair; mixed mainly or solely with man-made staple fibres	64.932	135.961	2.102.965	4.070.775
51129000	Woven fabrics of combed wool/of combed fine animal hair;containing<85 % by weight of wool or of fine animal hair;oth than mixed mainly or solely with man-made staple fibres/with man-made staple fibres	6.817	34.347	302.278	1.332.865
51130000	Woven fabrics of coarse animal hair or of horsehair	–	4	–	12
52010000	Cotton, not carded or combed	34.623.181	98.809.307	69.911.927	203.435.117
52021000	Cotton yarn waste (including thread waste)	144.200	285.185	67.478	174.207
52029100	Cotton waste, garnetted stock	1	33	20	431
52029900	Cotton waste, other than yarn waste, other than garnetted stock	41.470	334.927	52.163	455.684
52030000	Cotton, carded or combed	25.609	52.358	277.411	440.512
52041110	Cotton sewing thread; not put up for retail sale; containing 85 % or more by weight of cotton; unbleached	193	222	4.596	4.963
52041190	Cotton sewing thread; not put up for retail sale; containing 85 % or more by weight of cotton; other than unbleached	2.929	8.963	33.890	81.081
52041900	Cotton sewing thread; not put up for retail sale; containing less than 85 % by weight of cotton	31.427	51.416	119.765	338.884
52042000	Cotton sewing thread; put up for retail sale	500	4.524	4.705	15.433
52051100	Single yarn, of uncombed fibres; measuring 714.29 decitex or more (not exceeding 14 metric number)	41.015	252.316	94.275	1.027.402
52051200	Single yarn, of uncombed fibres; measuring less than 714.29 decitex but not less than 232.56 decitex (exceeding 14 metric number but not exceeding 43 metric number)	630.326	1.482.298	1.569.087	3.974.828
52051300	Single yarn, of uncombed fibres; measuring less than 232.56 decitex but not less than 192.31 decitex (exceeding 43 metric number but not exceeding 52 metric number)	31.494	80.302	94.834	237.517

Lanjutan Tabel 2.5

H S	Uraian Komoditi	Berat Bersih (kg)		Nilai CIF (US\$)	
		Maret 2024	Jan–Mar 2024	Maret 2024	Jan–Mar 2024
(1)	(2)	(3)	(4)	(5)	(6)
52051400	Single yarn, of uncombed fibres; measuring less than 192.31 decitex but not less than 125 decitex (exceeding 52 metric number but not exceeding 80 metric number)	–	79	–	383
52052100	Single yarn, of combed fibres; measuring 714.29 decitex or more (not exceeding 14 metric number)	–	2	–	52
52052200	Single yarn, of combed fibres; measuring less than 714.29 decitex but not less than 232.56 decitex (exceeding 14 metric number but not exceeding 43 metric number)	247.253	711.566	956.910	2.773.293
52052300	Single yarn, of combed fibres; measuring less than 232.56 decitex but not less than 192.31 decitex (exceeding 43 metric number but not exceeding 52 metric number)	363.458	1.130.313	1.479.513	4.437.689
52052400	Single yarn, of combed fibres; measuring less than 192.31 decitex but not less than 125 decitex (exceeding 52 metric number but not exceeding 80 metric number)	428.696	914.564	1.724.697	3.782.008
52052600	Single yarn, of combed fibres; measuring less than 125 decitex (exceeding 80 metric number)	20.959	34.280	136.016	197.454
52052700	Single yarn, of combed fibres; measuring less than 106.38 decitex but not less than 83.33 decitex (exceeding 94 metric number but not exceeding 120 metric number)	20.361	34.423	92.909	254.336
52052800	Single yarn, of combed fibres; measuring less than 83.33 decitex (exceeding 120 metric number)	1	1	78	78
52053100	Multiple (folded) or cabled yarn, of uncombed fibres; measuring per single yarn 714.29 decitex or more (not exceeding 14 metric number per single yarn)	–	9	–	45
52053200	Multiple (folded)/ cabled yarn, of uncombed fibres; measuring per single yarn < 714.29 decitex but ≥ 232.56 decitex (exceeding 14 metric number but not exceeding 43 metric number per single yarn)	11.932	99.734	61.818	370.795
52053400	Multiple (folded)/ cabled yarn, of uncombed fibres; measuring per single yarn < 192.31 decitex but ≥ 125 decitex (exceeding 52 metric number but not exceeding 80 metric number per single yarn)	–	2.222	–	5.367
52054100	Multiple (folded) or cabled yarn, of combed fibres; measuring per single yarn 714.29 decitex or more (not exceeding 14 metric number per single yarn)	–	6	–	7
52054200	Multiple (folded) or cabled yarn, of combed fibres; measuring per single yarn < 714.29 decitex but ≥ 232.56 decitex (exceeding 14 metric number but not exceeding 43 metric number per single yarn)	27.806	205.023	89.843	1.196.945
52054400	Multiple (folded)/ cabled yarn, of combed fibres; measuring per single yarn < 192.31 decitex but ≥ 125 decitex (exceeding 52 metric number but not exceeding 80 metric number per single yarn)	16.810	88.668	90.623	547.184
52054600	Multiple (folded) or cabled yarn, of combed fibres; measuring per single yarn < 125 decitex but ≥ 106.38 decitex (> 80 metric number but ≤ 94 metric number per single yarn)	9	162	17	789
52054700	Multiple (folded) or cabled yarn, of combed fibres; measuring per single yarn < 106.38 decitex but ≥ 83.33 decitex (> 94 metric number but ≤ 120 metric number per single yarn)	28.984	70.943	283.150	632.442
52054800	Multiple (folded) or cabled yarn, of combed fibres; measuring per single yarn less than 83.33 decitex (exceeding 120 metric number per single yarn)	32.577	88.492	296.570	978.811
52061100	Single yarn, of uncombed fibres; measuring 714.29 decitex or more (not exceeding 14 metric number)	411.922	1.182.306	2.381.813	6.416.241
52061200	Single yarn, of uncombed fibres; measuring less than 714.29 decitex but not less than 232.56 decitex (exceeding 14 metric number but not exceeding 43 metric number)	64.562	314.504	101.113	429.240
52061300	Single yarn, of uncombed fibres; measuring less than 232.56 decitex but not less than 192.31 decitex (exceeding 43 metric number but not exceeding 52 metric number)	55.975	156.889	229.660	645.217
52062100	Single yarn, of combed fibres; measuring 714.29 decitex or more (not exceeding 14 metric number)	57.432	102.783	39.701	67.916
52062200	Single yarn, of combed fibres; measuring less than 714.29 decitex but not less than 232.56 decitex (exceeding 14 metric number but not exceeding 43 metric number)	24.448	53.554	71.344	182.362

Lanjutan Tabel 2.5

H S	Uraian Komoditi	Berat Bersih (kg)		Nilai CIF (US\$)	
		Maret 2024	Jan-Mar 2024	Maret 2024	Jan-Mar 2024
(1)	(2)	(3)	(4)	(5)	(6)
52062300	Single yarn, of combed fibres; measuring less than 232.56 decitex but not less than 192.31 decitex (exceeding 43 metric number but not exceeding 52 metric number)	621.001	1.812.884	1.880.249	5.382.224
52062400	Single yarn, of combed fibres; measuring less than 192.31 decitex but not less than 125 decitex (exceeding 52 metric number but not exceeding 80 metric number)	1.712	121.717	9.957	506.574
52063100	Multiple (folded) or cabled yarn, of uncombed fibres; measuring per single yarn 714.29 decitex or more (not exceeding 14 metric number per single yarn)	—	114	—	5.029
52063200	Multiple (folded) or cabled yarn, of uncombed fibres; measuring per single yarn < 714.29 decitex but ≥ 232.56 decitex (exceeding 14 metric number but not exceeding 43 metric number per single yarn)	12.750	146.726	77.486	961.965
52063300	Multiple (folded) or cabled yarn, of uncombed fibres; measuring per single yarn < 232.56 decitex but ≥ 192.31 decitex (exceeding 43 metric number but not exceeding 52 metric number per single yarn)	—	104	—	344
52064200	Multiple (folded) or cabled yarn, of combed fibres; measuring per single yarn < 714.29 decitex but ≥ 232.56 decitex (exceeding 14 metric number but not exceeding 43 metric number per single yarn)	21.715	72.512	117.245	412.944
52064300	Multiple (folded) or cabled yarn, of combed fibres; measuring per single yarn < 232.56 decitex but ≥ 192.31 decitex (exceeding 43 metric number but not exceeding 52 metric number per single yarn)	7.340	11.140	37.066	56.749
52064400	Multiple (folded) or cabled yarn, of combed fibres; measuring per single yarn < 192.31 decitex but ≥ 125 decitex (exceeding 52 metric number but not exceeding 80 metric number per single yarn)	—	8.922	—	57.013
52071000	Cotton yarn (other than sewing thread) put up for retail sale; containing 85% or more by weight of cotton	234	9.718	1.691	32.301
52079000	Cotton yarn (other than sewing thread) put up for retail sale; containing less than 85% by weight of cotton	37.325	63.936	236.010	313.093
52081100	Plain weave, weighing not more than 100 g/m <sup>2</sup> ; unbleached; containing 85 % or more by weight of cotton	41.001	125.790	434.478	1.629.841
52081200	Plain weave, weighing more than 100 g/m <sup>2</sup> ; unbleached; containing 85 % or more by weight of cotton	12.712	46.013	94.334	456.402
52081300	3-thread or 4-thread twill, including cross twill; unbleached; containing 85 % or more by weight of cotton	1.118	7.377	10.451	66.976
52081900	Woven fabrics of cotton, containing 85 % or more by weight of cotton; unbleached; other than those of subheading 520811-520813	433.101	1.098.301	4.605.135	12.836.653
52082100	Plain weave, weighing not more than 100 g/m <sup>2</sup> ; bleached; containing 85 % or more by weight of cotton	578	3.099	8.386	60.503
52082200	Plain weave, weighing more than 100 g/m <sup>2</sup> ; bleached; containing 85 % or more by weight of cotton	76.228	188.065	452.682	2.024.471
52082300	3-thread or 4-thread twill, including cross twill; bleached; containing 85 % or more by weight of cotton	5.968	13.326	73.095	172.831
52082900	Woven fabrics of cotton, containing 85 % or more by weight of cotton; bleached; other than those of subheading 520821-520823	80.137	468.925	389.640	3.305.491
52083110	Voile; plain weave, weighing not more than 100 g/m <sup>2</sup> ; dyed; containing 85 % or more by weight of cotton	34	8.431	1.249	208.759
52083190	Other than voile; plain weave, weighing not more than 100 g/m <sup>2</sup> ; dyed; containing 85 % or more by weight of cotton	9.660	197.817	142.316	2.904.850
52083200	Plain weave, weighing more than 100 g/m <sup>2</sup> ; dyed; containing 85 % or more by weight of cotton	119.704	580.101	1.456.614	7.375.009
52083300	3-thread or 4-thread twill, including cross twill; dyed; containing 85 % or more by weight of cotton	278.824	2.717.985	1.515.883	10.200.386
52083900	Woven fabrics of cotton, containing 85 % or more by weight of cotton; dyed; other than those of subheading 520831-520839	94.328	394.274	1.153.883	4.889.377
52084110	Ikat fabric; plain weave, weighing not more than 100 g/m <sup>2</sup> ; of yarn of different colour; containing 85 % or more by weight of cotton	—	2	—	82
52084190	Other than ikat fabric; plain weave, weighing not more than 100 g/m <sup>2</sup> ; of yarn of different colour; containing 85 % or more by weight of cotton	19.562	82.582	370.423	1.633.513
52084210	Ikat fabric; plain weave, weighing more than 100 g/m <sup>2</sup> ; of yarn of different colour; containing 85 % or more by weight of cotton	—	62	—	1.260

Tabel-tabel

Lanjutan Tabel 2.5

H S	Uraian Komoditi	Berat Bersih (kg)		Nilai CIF (US\$)	
		Maret 2024	Jan–Mar 2024	Maret 2024	Jan–Mar 2024
(1)	(2)	(3)	(4)	(5)	(6)
52084290	Other than ikat fabric; plain weave, weighing more than 100 g/m2; of yarn of different colour; containing 85 % or more by weight of cotton	113.137	498.485	2.209.538	7.745.285
52084300	3-thread or 4-thread twill, including cross twill; plain weave, weighing more than 100 g/m2; of yarn of different colour; containing 85 % or more by weight of cotton	220.459	546.047	2.568.800	6.306.547
52084900	Woven fabric of cotton, containing 85% or more by weight of cotton; of yarn of different colour; other than in subheading 520841-520843	55.584	247.297	900.065	4.174.371
52085110	Plain weave, weighing not more than 100g/m2; printed by the traditional batik process; containing 85 % or more by weight of cotton	3	3	26	26
52085190	Plain weave, weighing not more than 100g/m2; printed by other than the traditional batik process; containing 85 % or more by weight of cotton	3.925	38.135	99.680	999.471
52085290	Plain weave, weighing more than 100g/m2; printed by other than the traditional batik process; containing 85 % or more by weight of cotton	30.622	197.313	633.352	3.210.480
52085910	Woven fabrics; other than plain weave; printed by traditional batik process; containing 85 % or more by weight of cotton, weighing not more than 200 g/m2	7	9	41	87
52085920	Woven fabrics; other than plain weave; printed; 3-thread or 4-thread twill, including cross twill; containing 85 % or more by weight of cotton, weighing not more than 200 g/m2	67.359	315.441	149.417	723.178
52085990	Woven fabrics; oth than plain weave; printed by oth than traditional batik process; oth than 3-thread or 4-thread twill, including cross twill; containing ≥85% by weight of cotton, weighing < 200 g/m2	13.655	97.973	204.866	1.164.251
52091110	Duck and canvas; plain weave; unbleached; woven fabrics of cotton, containing ≥ 85 % by weight of cotton, weighing > 200 g/m2	5.783	13.050	77.098	192.178
52091190	Other than duck and canvas; plain weave; unbleached; woven fabrics of cotton, containing ≥ 85 % by weight of cotton, weighing > 200 g/m2	33.263	234.149	246.831	1.803.687
52091200	3-thread or 4-thread twill, including cross twill; unbleached; woven fabrics of cotton, containing ≥ 85 % by weight of cotton, weighing > 200 g/m2	94.280	120.733	446.387	719.249
52091900	Woven fabrics of cotton, containing ≥ 85 % by weight of cotton, weighing > 200 g/m2; unbleached; other than plain weave; other than 3-thread or 4-thread twill, including cross twill	68.836	122.634	602.223	1.247.200
52092100	Plain weave; bleached; woven fabrics of cotton, containing ≥ 85 % by weight of cotton, weighing > 200 g/m2	63.112	82.573	584.818	799.514
52092200	3-thread or 4-thread twill, including cross twill; bleached; woven fabrics of cotton, containing ≥ 85 % by weight of cotton, weighing > 200 g/m2	18.990	109.322	156.185	974.523
52092900	Woven fabrics of cotton, containing ≥ 85 % by weight of cotton, weighing > 200 g/m2; bleached; other than plain weave; other than 3-thread or 4-thread twill, including cross twill	9.671	15.472	126.259	247.039
52093100	Plain weave; dyed; woven fabrics of cotton, containing ≥ 85 % by weight of cotton, weighing > 200 g/m2	253.728	957.813	2.081.575	5.375.302
52093200	3-thread or 4-thread twill, including cross twill; dyed; woven fabrics of cotton, containing ≥ 85 % by weight of cotton, weighing > 200 g/m2	515.604	1.121.656	3.701.822	8.600.622
52093900	Woven fabrics of cotton, containing ≥ 85 % by weight of cotton, weighing > 200 g/m2; dyed; other than plain weave; other than 3-thread or 4-thread twill, including cross twill	242.408	1.346.761	1.968.001	10.211.881
52094100	Plain weave; of yarns of different colours; woven fabrics of cotton, containing ≥ 85 % by weight of cotton, weighing > 200 g/m2	293	3.404	4.571	53.798
52094200	Denim; of yarns of different colours; woven fabrics of cotton, containing ≥ 85 % by weight of cotton, weighing > 200 g/m2	315.189	956.125	1.948.499	6.722.130
52094300	Other fabrics of 3-thread or 4-thread twill, including cross twill; of yarns of different colours; woven fabrics of cotton, containing ≥ 85 % by weight of cotton, weighing > 200 g/m2	4.759	17.157	57.061	249.963

Lanjutan Tabel 2.5

H S	Uraian Komoditi	Berat Bersih (kg)		Nilai CIF (US\$)	
		Maret 2024	Jan–Mar 2024	Maret 2024	Jan–Mar 2024
(1)	(2)	(3)	(4)	(5)	(6)
52094900	Woven fabrics of cotton, containing ≥ 85 % by weight of cotton, weighing > 200 g/m2; of yarns of different colours; other than those of subheading 520941-520943	2.959	6.538	30.168	85.412
52095110	Plain weave; printed by the traditional batik process; woven fabrics of cotton, containing ≥ 85 % by weight of cotton, weighing > 200 g/m2	6	562	80	6.507
52095190	Plain weave; printed by other than the traditional batik process; woven fabrics of cotton, containing ≥ 85 % by weight of cotton, weighing > 200 g/m2	7.600	59.627	89.739	694.777
52095290	3-thread or 4-thread twill, including cross twill; printed by other than the traditional batik process; woven fabrics of cotton, containing ≥ 85 % by weight of cotton, weighing > 200 g/m2	2.722	11.779	19.076	84.175
52095990	Woven fabrics of cotton, containing ≥ 85% by weight of cotton, weight > 200g/m2; printed by other than the traditional batik process; other than plain weave; other than 3-thread or 4-thread twill, including cross twill	1.874	4.874	28.764	57.476
52101100	Plain weave; unbleached; woven fabrics of cotton, containing < 85 % by weight of cotton, mixed mainly or solely with man-made fibres, weighing not more than 200 g/m2	7.762	18.002	86.756	116.288
52101900	Other than plain weave; unbleached; woven fabrics of cotton, containing < 85 % by weight of cotton, mixed mainly or solely with man-made fibres, weighing not more than 200 g/m2	23.625	102.133	285.220	1.196.970
52102100	Plain weave; bleached; woven fabrics of cotton, containing < 85 % by weight of cotton, mixed mainly or solely with man-made fibres, weighing not more than 200 g/m2	7.981	91.774	107.743	1.415.161
52102900	Other than plain weave; bleached; woven fabrics of cotton, containing < 85 % by weight of cotton, mixed mainly or solely with man-made fibres, weighing not more than 200 g/m2	38.367	153.224	410.335	1.934.838
52103100	Plain weave; dyed; woven fabrics of cotton, containing < 85 % by weight of cotton, mixed mainly or solely with man-made fibres, weighing not more than 200 g/m2	40.046	254.357	571.282	2.919.570
52103200	3-thread or 4-thread twill, including cross twill; dyed; woven fabrics of cotton, containing < 85 % by weight of cotton, mixed mainly or solely with man-made fibres, weighing not more than 200 g/m2	75.204	189.588	647.691	1.883.692
52103900	Woven fabrics of cotton, containing < 85% by weight of cotton, mixed mainly/solely with man-made fibres, weighing < 200g/m2; dyed; other than plain weave; other than 3-thread or 4-thread twill, including cross twill	22.025	97.378	341.959	1.280.535
52104110	Ikat fabric; plain weave; of yarns of different colours; woven fabrics of cotton, containing < 85 % by weight of cotton, mixed mainly or solely with man-made fibres, weighing not more than 200 g/m2	29	18.251	293	166.120
52104190	Other than ikat fabric; plain weave; of yarns of different colours; woven fabrics of cotton, containing < 85% by weight of cotton, mixed mainly/solely with man-made fibres, weighing not more than 200 g/m2	25.968	103.671	398.777	1.712.276
52104900	Other than plain weave; of yarns of different colours; woven fabrics of cotton, containing < 85 % by weight of cotton, mixed mainly or solely with man-made fibres, weighing not more than 200 g/m2	54.067	108.332	653.619	1.385.008
52105110	Plain weave; printed by the traditional batik process; woven fabrics of cotton, containing < 85 % by weight of cotton, mixed mainly or solely with man-made fibres, weighing not more than 200 g/m2	1.153	1.153	15.165	15.165
52105190	Plain weave; printed by other than the traditional batik process; woven fabrics of cotton, containing < 85% by weight of cotton, mixed mainly or solely with man-made fibres, weighing not more than 200 g/m2	9.571	30.094	148.724	499.028
52105910	Other than plain weave; printed by the traditional batik process; woven fabrics of cotton, containing < 85% by weight of cotton, mixed mainly or solely with man-made fibres, weighing ≤ 200 g/m2	—	1.719	—	34.510
52105990	Other than plain weave; printed by other than the traditional batik process; woven fabrics of cotton, containing < 85% by weight of cotton, mixed mainly/solely with man-made fibres, weighing ≤ 200g/m2	29.168	41.447	340.348	512.549

Tabel-tabel

Lanjutan Tabel 2.5

H S	Uraian Komoditi	Berat Bersih (kg)		Nilai CIF (US\$)	
		Maret 2024	Jan–Mar 2024	Maret 2024	Jan–Mar 2024
(1)	(2)	(3)	(4)	(5)	(6)
52111100	Plain weave; unbleached; woven fabrics of cotton, containing < 85 % by weight of cotton, mixed mainly or solely with man-made fibres, weighing more than 200 g/m2	38	9.704	861	75.132
52111200	3-thread or 4-thread twill, including cross twill; unbleached; woven fabrics of cotton, containing < 85 % by weight of cotton, mixed mainly or solely with man-made fibres, weighing more than 200 g/m2	–	5.513	–	43.973
52111900	Woven fabrics of cotton, contain<85%by weight of cotton,mixed mainly/solely with man-made fibres,weight>200 g/m2;unbleached;oth than plain weave;oth than 3-thread/4-thread twill,including cross twill	5.085	113.029	79.587	1.584.450
52112000	Woven fabrics of cotton, containing less than 85 % by weight of cotton, mixed mainly or solely with man-made fibres, weighing more than 200 g/m2; bleached	14.534	43.905	157.113	466.205
52113100	Plain weave; dyed; woven fabrics of cotton, containing < 85 % by weight of cotton, mixed mainly or solely with man-made fibres, weighing more than 200 g/m2	16.010	130.927	206.527	1.376.168
52113200	3-thread or 4-thread twill, including cross twill; dyed; woven fabrics of cotton, containing < 85 % by weight of cotton, mixed mainly or solely with man-made fibres, weighing more than 200 g/m2	66.777	299.903	478.492	2.241.494
52113900	Woven fabrics of cotton,contain<85%by weight of cotton,mixed mainly/solely with man-made fibres,weight>200 g/m2;dyed;oth than plain weave;oth than 3-thread or 4-thread twill,including cross twill	238.569	527.916	1.805.593	4.083.205
52114190	Other than ikat fabric; plain weave; of yarns of different colours; woven fabrics of cotton, containing < 85 % by weight of cotton, mixed mainly or solely with man-made fibres, weighing > 200 g/m2	1.610	14.944	25.885	237.274
52114200	Denim; of yarns of different colours; woven fabrics of cotton, containing < 85 % by weight of cotton, mixed mainly or solely with man-made fibres, weighing > 200 g/m2	282.708	726.640	1.950.561	4.945.631
52114300	Other fabrics of 3-thread or 4-thread twill,inclcd cross twill;of yarns of different colours;woven fabrics of cotton,<85%by weight of cotton,mixed mainly/solely with man-made fibres, weight>200g/m2	8.556	76.299	39.944	370.880
52114900	Woven fabrics of cotton, containing < 85% by weight of cotton, mixed mainly/solely with man-made fibres, weighing more than 200g/m2; of yarns of different colours; oth than of subheading 521141-521143	25.426	44.965	208.360	399.869
52115110	Plain weave; printed by the traditional batik process; woven fabrics of cotton, containing < 85 % by weight of cotton, mixed mainly or solely with man-made fibres, weighing more than 200 g/m2	13	13	231	231
52115190	Plain weave; printed by other than the traditional batik process; woven fabrics of cotton, containing < 85 % by weight of cotton, mixed mainly or solely with man-made fibres, weighing > 200 g/m2	–	90	–	207
52115910	Woven fabrics of cotton,containing< 85% by weight of cotton,weighing> 200g/m2; printed by the traditional batik process; oth than plain weave;oth than 3-thread or 4-thread twill, including cross twill	45	45	1.455	1.455
52115990	Woven fabrics of cotton,contain< 85%by weight of cotton,weight> 200g/m2;printed by oth than the traditional batik process;oth than plain weave;oth than 3-thread or 4-thread twill,including cross twill	69	3.785	1.264	62.860
52121100	Woven fabrics of cotton; weighing not more than 200 g/m2; unbleached	4.798	5.080	63.754	82.740
52121200	Woven fabrics of cotton; weighing not more than 200 g/m2; bleached	307	15.684	6.123	307.529
52121300	Woven fabrics of cotton; weighing not more than 200 g/m2; dyed	9.342	28.586	290.079	669.797
52121400	Woven fabrics of cotton; weighing not more than 200 g/m2; of yarns of different colours	5.248	26.649	113.690	503.943
52121590	Woven fabrics of cotton; weighing not more than 200 g/m2; printed by other than the traditional batik process	3.436	76.446	52.931	1.219.128
52122100	Woven fabrics of cotton; weighing more than 200 g/m2; unbleached	1	33	59	613
52122200	Woven fabrics of cotton; weighing more than 200 g/m2; bleached	–	7.316	–	91.938
52122300	Woven fabrics of cotton; weighing more than 200 g/m2; dyed	4.833	13.422	61.670	145.031



Lanjutan Tabel 2.5

H S	Uraian Komoditi	Berat Bersih (kg)		Nilai CIF (US\$)	
		Maret 2024	Jan–Mar 2024	Maret 2024	Jan–Mar 2024
(1)	(2)	(3)	(4)	(5)	(6)
52122400	Woven fabrics of cotton; weighing more than 200 g/m <sup>2</sup> ; of yarns of different colours	1.930	4.393	53.862	82.111
52122590	Woven fabrics of cotton; weighing more than 200 g/m <sup>2</sup> ; printed by other than the traditional batik process	462	518	12.175	14.012
53012900	Flax, hackled or otherwise processed, but not spun	–	21.513	–	90.548
53021000	True hemp (Cannabis sativa L.), raw or retted but not spun	–	4.170	–	33.342
53031000	Jute and other textile bast fibres (excluding flax, true hemp and ramie), raw or processed but not spun	22	22	91	91
53039000	Tow and waste of jute and other textile bast fibres (excluding flax, true hemp and ramie), (including yarn waste and garnetted stock)	–	50	–	938
53050021	Coconut fibres, raw but not spun	47.000	47.000	22.324	22.324
53050022	Coconut fibres, processed but not spun	1	23.631	11	63.181
53050023	Abaca fibres, raw or processed but not spun	6.000	19.846	3.618	11.820
53050090	Ramie and other vegetable textile fibres, not elsewhere specified or included, raw or processed but not spun; tow, noils and waste of these fibres (including yarn waste and garnetted stock)	8	33	151	1.292
53061000	Single flax yarn	–	7.397	–	20.962
53062000	Multiple (folded) or cabled flax yarn	19	229	88	225
53071000	Single yarn of jute or of other textile bast of heading 5303	296.000	826.462	301.172	825.763
53072000	Multiple (folded) or cabled of jute or other fibres bast fibres of heading 5303	1.435.721	3.545.357	1.392.323	3.426.653
53082000	True hemp yarn	–	60	–	734
53089010	Paper yarn	333	12.905	7.525	49.569
53089090	Yarn of other vegetable textile fibres; other than coir yarn; other than true hemp yarn; other than paper yarn	1.807	12.635	20.391	157.400
53091100	Woven fabrics of flax; containing 85 % or more by weight of flax; unbleached or bleached	1.095	24.285	12.154	518.322
53091900	Woven fabrics of flax; containing 85 % or more by weight of flax; other than unbleached or bleached	9.841	707.837	201.983	11.706.348
53092100	Woven fabrics of flax; containing less than 85 % by weight of flax; unbleached or bleached	13	28.629	1.016	201.104
53092900	Woven fabrics of flax; containing less than 85 % by weight of flax; other than unbleached or bleached	110.828	1.301.945	1.144.269	15.328.395
53101010	Woven fabrics of jute or of other textile bast fibres of heading 5303; unbleached; plain	–	25.920	–	47.164
53101090	Woven fabrics of jute or of other textile bast fibres of heading 5303; unbleached; other than plain	–	35.171	–	574.385
53109000	Woven fabrics of jute or of other textile bast fibres of heading 5303; other than unbleached	7	184	205	3.996
53110010	Woven fabrics of other vegetable textile fibres; woven fabrics of paper yarn; printed by the traditional batik process	–	370	–	21.771
53110090	Woven fabrics of other vegetable textile fibres; woven fabrics of paper yarn; other than printed by the traditional batik process; other than burlap of abaca	1.098	9.111	32.242	171.761
54011010	Sewing thread of man-made filaments of synthetic filaments; put up for retail sale	16.298	67.937	110.340	641.331
54011090	Sewing thread of man-made filaments of synthetic filaments; not put up for retail sale	135.199	314.112	1.119.476	2.810.765
54012010	Sewing thread of man-made filaments of artificial filaments; put up for retail sale	3.600	24.001	39.809	160.860
54012090	Sewing thread of man-made filaments of artificial filaments; not put up for retail sale	32.012	91.935	439.637	1.033.490
54021100	Synthetic filament yarn, not put up for retail sale; high tenacity yarn of nylon or other polyamides, whether or not textured; of aramids	4.849	68.548	94.035	1.126.219
54021900	Synthetic filament yarn, not put up for retail sale; high tenacity yarn of nylon or other polyamides, whether or not textured; other than of aramids	846.064	2.898.751	3.489.282	11.083.806
54022000	Synthetic filament yarn, not put up for retail sale; high tenacity yarn of polyesters, whether or not textured	539.346	2.799.735	1.131.045	5.038.134
54023100	Synthetic filament yarn, not put up for retail sale; textured yarn of nylon or other polyamides, measuring per single yarn not more than 50 tex	163.347	1.020.921	594.206	3.503.405

Tabel-tabel

Lanjutan Tabel 2.5

H S	Uraian Komoditi	Berat Bersih (kg)		Nilai CIF (US\$)	
		Maret 2024	Jan–Mar 2024	Maret 2024	Jan–Mar 2024
(1)	(2)	(3)	(4)	(5)	(6)
54023200	Synthetic filament yarn, not put up for retail sale; textured yarn of nylon or other polyamides, measuring per single yarn more than 50 tex	28.759	164.937	120.014	730.723
54023310	Synthetic filament yarn, not put up for retail sale; textured yarn of polyesters, of a colour other than white	466.125	1.974.993	907.631	3.954.312
54023390	Synthetic filament yarn, not put up for retail sale; textured yarn of polyesters, of a colour white	7.196.445	25.148.274	11.016.727	37.268.248
54023400	Synthetic filament yarn, not put up for retail sale; textured yarn of polypropylene	56.108	347.808	93.986	575.032
54023900	Synthetic filament yarn, not put up for retail sale; textured yarn; other than of nylon or other polyamides; other than of polyesters; other than of polypropylene	71.942	234.586	211.140	1.005.152
54024410	Synthetic filament yarn, not put up for retail sale; single, untwisted or with a twist not exceeding 50 turns per metre; elastomeric; of polyesters	1.066	3.725	5.726	25.754
54024420	Synthetic filament yarn, not put up for retail sale; single, untwisted or with a twist not exceeding 50 turns per metre; elastomeric; of polypropylene	523	523	893	893
54024490	Synthetic filament yarn, not put up for retail sale; single, untwisted or with a twist not exceeding 50 turns per metre; elastomeric; oth than of polyesters and polypropylene	966.167	2.908.997	5.715.131	16.673.482
54024500	Synthetic filament yarn, not put up for retail sale; single, untwisted or with a twist not exceeding 50 turns per metre; other than elastomeric; of nylon or other polyamides	268.178	978.541	1.138.018	3.820.719
54024610	Synthetic filament yarn, not put up for retail sale; single, untwisted or with a twist < 50 turns per metre; other than elastomeric; of polyesters, partially oriented; of a colour oth than white	298.350	941.033	324.493	1.012.239
54024690	Synthetic filament yarn, not put up for retail sale; single, untwisted or with a twist < 50 turns per metre; other than elastomeric; of polyesters, partially oriented; of a colour white	9.535.906	30.623.105	9.656.523	30.626.388
54024710	Synthetic filament yarn, not put up for retail sale; single, untwisted or with a twist not exceeding 50 turns per metre; other than elastomeric; of polyesters; of a colour other than white	77.387	255.027	113.407	377.319
54024790	Synthetic filament yarn, not put up for retail sale; single, untwisted or with a twist not exceeding 50 turns per metre; other than elastomeric; of polyesters; of a colour white	2.964.423	8.983.531	4.457.141	13.093.408
54024800	Synthetic filament yarn, not put up for retail sale; single, untwisted or with a twist not exceeding 50 turns per metre; other than elastomeric; of polypropylene	105.621	393.487	98.123	640.082
54024900	Synthetic filament yarn, not put up for retail sale; single, untwisted or with a twist < 50 turns per metre; oth than elastomeric; oth than of nylon or other polyamides, polyesters, polypropylene	174.697	621.877	1.469.087	4.853.831
54025100	Synthetic filament yarn, not put up for retail sale; single, with a twist exceeding 50 turns per metre; of nylon or other polyamides	1.169	4.611	8.197	25.993
54025200	Synthetic filament yarn, not put up for retail sale; single, with a twist exceeding 50 turns per metre; of polyesters	22.487	318.972	70.823	814.128
54025300	Synthetic filament yarn, not put up for retail sale; single, with a twist exceeding 50 turns per metre; of polypropylene	3.571	4.134	8.200	15.518
54025900	Synthetic filament yarn, not put up for retail sale; single, with a twist exceeding 50 turns per metre; other than of nylon or other polyamides, polyesters, polypropylene	14.919	28.777	98.749	159.146
54026100	Synthetic filament yarn, not put up for retail sale; multiple (folded) or cabled; of nylon or other polyamides	21.262	199.321	100.612	961.540
54026200	Synthetic filament yarn, not put up for retail sale; multiple (folded) or cabled; of polyesters	225.423	715.614	1.082.849	3.261.810
54026300	Synthetic filament yarn, not put up for retail sale; multiple (folded) or cabled; of polypropylene	59.582	627.602	67.841	907.572
54026900	Synthetic filament yarn, not put up for retail sale; multiple (folded) or cabled; other than of nylon or other polyamides, polyesters, polypropylene	34.618	156.213	139.739	658.027
54031000	Artificial filament yarn, not put up for retail sale, including artificial monofilament of less than 67 decitex; high tenacity yarn of viscose rayon	25	12.889	683	72.615

Lanjutan Tabel 2.5

H S	Uraian Komoditi	Berat Bersih (kg)		Nilai CIF (US\$)	
		Maret 2024	Jan-Mar 2024	Maret 2024	Jan-Mar 2024
(1)	(2)	(3)	(4)	(5)	(6)
54033110	Artificial filament yarn, not put up for retail sale, including artificial monofilament of < 67decitex; single; textured yarn; of viscose rayon, untwisted or with a twist ≤ 120 turns per metre	–	24.750	–	69.300
54033190	Artificial filament yarn, not put up for retail sale, including artificial monofilament of < 67decitex; single; oth than textured yarn; of viscose rayon, untwisted or with a twist ≤ 120 turns per metre	31.207	429.800	135.459	1.890.965
54033210	Artificial filament yarn, not put up for retail sale, including artificial monofilament of < 67decitex; single; textured yarn; of viscose rayon, untwisted or with a twist > 120 turns per metre	78	78	2.314	2.314
54033290	Artificial filament yarn, not put up for retail sale, including artificial monofilament of < 67decitex; single; oth than textured yarn; of viscose rayon, untwisted or with a twist > 120 turns per metre	–	31	–	686
54033310	Artificial filament yarn, not put up for retail sale, including artificial monofilament of < 67decitex; single; textured yarn; of cellulose acetate	–	42	–	126
54033390	Artificial filament yarn, not put up for retail sale, including artificial monofilament of < 67decitex; single; other than textured yarn; of cellulose acetate	–	762	–	12.344
54033990	Artificial filament yarn, not put up for retail sale, including artificial monofilament of < 67decitex; single; other than textured yarn; other than of viscose rayon; other than of cellulose acetate	1.043	34.500	15.957	133.859
54034110	Artificial filament yarn, not put up for retail sale, including artificial monofilament of < 67decitex; multiple (folded) or cabled; textured yarn; of viscose rayon	148	404	1.302	6.319
54034190	Artificial filament yarn, not put up for retail sale, including artificial monofilament of < 67decitex; multiple (folded) or cabled; other than textured yarn; of viscose rayon	5.354	21.811	34.260	149.979
54034900	Artificial filament yarn, not put up for retail sale, including artificial monofilament of < 67decitex; multiple (folded) or cabled; other than of cellulose acetate	26	220	1.751	4.380
54041100	Synthetic monofilament of 67 decitex or more and of which no cross-sectional dimension exceeds 1 mm; elastomeric	21.651	55.666	49.589	218.273
54041200	Synthetic monofilament of 67 decitex or more and of which no cross-sectional dimension exceeds 1 mm; other than elastomeric; of polypropylene	11.126	48.290	36.061	143.881
54041900	Synthetic monofilament of 67 decitex or more and of which no cross-sectional dimension exceeds 1 mm; other than elastomeric; other than of polypropylene	112.383	679.911	809.508	3.729.514
54049000	Strip and the like (for example, artificial straw) of synthetic textile materials of an apparent width not exceeding 5 mm	70.429	292.641	306.182	850.661
54050000	Artificial monofilament of ≥ 67 decitex & of which no cross-sectional dimension exceeds 1 mm; strip and the like (i.e, artificial straw) of artificial textile materials of an apparent width ≤ 5 mm	–	364	–	1.182
54060000	Man-made filament yarn (other than sewing thread), put up for retail sale	1.758	16.838	15.890	55.400
54071020	Woven fabrics obtained from high tenacity yarn of nylon or other polyamides or of polyesters; tyre fabrics; conveyor duck	19.595	41.682	122.815	266.869
54071091	Woven fabrics obtained from high tenacity yarn of nylon or other polyamides or of polyesters; other than tyre fabrics, conveyor duck; unbleached	25.303	170.507	46.340	705.453
54071099	Woven fabrics obtained from high tenacity yarn of nylon or other polyamides or of polyesters; other than tyre fabrics, conveyor duck; bleached	192.956	1.014.109	2.035.484	10.504.274
54072000	Woven fabrics obtained from strip or the like	117.141	259.057	307.261	616.848
54073000	Woven fabrics of synthetic filament yarn; specified in Note 9 to Section XI	564	5.564	10.157	124.765
54074110	Woven nylon mesh fabrics of untwisted filament yarn suitable for use as reinforcing material for tarpaulins; containing ≥ 85 % by weight of filaments of nylon/other polyamides; unbleached or bleached	262	10.675	6.528	204.806

Lanjutan Tabel 2.5

H S	Uraian Komoditi	Berat Bersih (kg)		Nilai CIF (US\$)	
		Maret 2024	Jan–Mar 2024	Maret 2024	Jan–Mar 2024
(1)	(2)	(3)	(4)	(5)	(6)
54074190	Other than woven nylon mesh fabrics of untwisted filament yarn suitable for use as reinforcing material for tarpaulins; contain ≥85% by weight of filaments of nylon/other polyamides; unbleached/bleached	63.656	352.920	880.111	4.333.388
54074200	Woven fabrics of synthetic filament yarn; containing 85 % or more by weight of filaments of nylon or other polyamides; dyed	385.010	1.450.780	6.308.410	22.037.389
54074300	Woven fabrics of synthetic filament yarn; containing 85 % or more by weight of filaments of nylon or other polyamides; of yarns of different colours	56.918	131.245	1.136.783	2.516.743
54074400	Woven fabrics of synthetic filament yarn; containing 85 % or more by weight of filaments of nylon or other polyamides; printed	283	3.461	2.857	86.020
54075100	Woven fabrics of synthetic filament yarn; containing 85 % or more by weight of textured polyester filaments; unbleached or bleached	468.659	1.637.654	1.211.782	4.425.417
54075200	Woven fabrics of synthetic filament yarn; containing 85 % or more by weight of textured polyester filaments; dyed	1.440.814	5.009.035	15.859.489	49.366.582
54075300	Woven fabrics of synthetic filament yarn; containing 85 % or more by weight of textured polyester filaments; of yarns of different colours	110.893	221.767	441.621	975.208
54075400	Woven fabrics of synthetic filament yarn; containing 85 % or more by weight of textured polyester filaments; printed	137.354	1.006.300	1.141.287	5.090.450
54076110	Woven fabrics of synthetic filament yarn; containing 85 % or more by weight of non-textured polyester filaments; unbleached or bleached	2.057.161	10.653.300	4.599.890	20.106.544
54076190	Woven fabrics of synthetic filament yarn; containing 85 % or more by weight of non-textured polyester filaments; other than unbleached or bleached	490.064	2.253.125	5.509.368	20.078.233
54076910	Woven fabrics of synthetic filament yarn; other than containing 85 % or more by weight of textured polyester filaments; unbleached or bleached	1.780.830	6.257.054	2.930.362	10.469.917
54076990	Woven fabrics of synthetic filament yarn; other than containing 85 % or more by weight of textured polyester filaments; other than unbleached or bleached	4.760.721	32.420.252	16.895.205	94.099.675
54077100	Woven fabrics of synthetic filament yarn; containing 85 % or more by weight of synthetic filaments; unbleached or bleached	18.034	101.876	236.015	1.256.762
54077200	Woven fabrics of synthetic filament yarn; containing 85 % or more by weight of synthetic filaments; dyed	110.467	397.592	1.159.461	5.306.576
54077300	Woven fabrics of synthetic filament yarn; containing 85 % or more by weight of synthetic filaments; of yarns of different colours	801	5.078	12.736	88.467
54077400	Woven fabrics of synthetic filament yarn; containing 85 % or more by weight of synthetic filaments; printed	3.326	17.849	23.498	237.934
54078100	Woven fabrics of synthetic filament yarn; containing less than 85 % by weight of synthetic filaments, mixed mainly or solely with cotton; unbleached or bleached	17.727	44.470	197.347	319.057
54078200	Woven fabrics of synthetic filament yarn; containing less than 85 % by weight of synthetic filaments, mixed mainly or solely with cotton; dyed	54.687	177.193	678.218	2.391.305
54078300	Woven fabrics of synthetic filament yarn; containing less than 85 % by weight of synthetic filaments, mixed mainly or solely with cotton; of yarns of different colours	3.436	26.824	67.925	325.478
54078400	Woven fabrics of synthetic filament yarn; containing less than 85 % by weight of synthetic filaments, mixed mainly or solely with cotton; printed	758	11.174	17.280	128.668
54079100	Woven fabrics of synthetic filament yarn; unbleached or bleached; other than those of subheading 540711 - 540784	3.403	13.665	28.550	173.992
54079200	Woven fabrics of synthetic filament yarn; dyed; other than those of subheading 540711 - 540784	38.481	159.013	576.158	1.489.824
54079300	Woven fabrics of synthetic filament yarn; of yarns of different colours; other than those of subheading 540711 - 540784	1.115	20.922	20.885	430.416
54079400	Woven fabrics of synthetic filament yarn; printed; other than those of subheading 540711 - 540784	141	10.028	4.910	302.105
54081010	Woven fabrics of artificial filament yarn; obtained from high tenacity yarn of viscose rayon; unbleached	1.633	5.429	23.572	93.704

Lanjutan Tabel 2.5

H S	Uraian Komoditi	Berat Bersih (kg)		Nilai CIF (US\$)	
		Maret 2024	Jan–Mar 2024	Maret 2024	Jan–Mar 2024
(1)	(2)	(3)	(4)	(5)	(6)
54081090	Woven fabrics of artificial filament yarn; obtained from high tenacity yarn of viscose rayon; other than unbleached	14.282	284.780	209.127	3.193.214
54082100	Woven fabrics of artificial filament yarn; containing 85 % or more by weight of artificial filament or strip or the like; unbleached or bleached	145	21.058	6.207	165.299
54082200	Woven fabrics of artificial filament yarn; containing 85 % or more by weight of artificial filament or strip or the like; dyed	18.835	99.701	115.253	852.846
54082300	Woven fabrics of artificial filament yarn; containing 85 % or more by weight of artificial filament or strip or the like; of yarns of different colours	478	2.874	5.354	70.758
54082400	Woven fabrics of artificial filament yarn; containing 85 % or more by weight of artificial filament or strip or the like; printed	495	25.177	10.017	464.991
54083100	Woven fabrics of artificial filament yarn, including woven fabrics obtained from materials of heading 5405; unbleached or bleached; other than those of subheading 540810-540824	804.660	4.910.733	916.091	5.889.110
54083200	Woven fabrics of artificial filament yarn, including woven fabrics obtained from materials of heading 5405; dyed; other than those of subheading 540810-540824	3.327	15.575	64.969	315.057
54083300	Woven fabrics of artificial filament yarn, including woven fabrics obtained from materials of heading 5405; of yarns of different colours; other than those of subheading 540810-540824	868	27.906	29.977	554.952
54083400	Woven fabrics of artificial filament yarn, including woven fabrics obtained from materials of heading 5405; printed; other than those of subheading 540810-540824	42.663	233.790	535.880	3.583.609
55011100	Synthetic filament tow; of nylon or other polyamides; of aramids	170	969	1.628	17.735
55011900	Synthetic filament tow; of nylon or other polyamides; other than of aramids	15.576	47.948	49.906	155.588
55012000	Synthetic filament tow; of polyesters	26.866	133.799	54.444	225.650
55013000	Synthetic filament tow; of acrylic or modacrylic	1.877.552	6.945.744	3.489.098	13.113.231
55014000	Synthetic filament tow; of polypropylene	21.801	35.346	37.208	61.850
55019000	Synthetic filament tow; other than of nylon or other polyamides, polyesters, acrylic or modacrylic, polypropylene	2.637	5.775	60.096	103.878
55021000	Artificial filament tow; of cellulose acetate	4.411.418	10.214.881	30.490.236	76.922.319
55029000	Artificial filament tow; other than of cellulose acetate	40.389	1.151.772	269.736	8.221.748
55031100	Synthetic staple fibres, not carded, combed or otherwise processed for spinning; of nylon or other polyamides; of aramids	7.427	7.942	165.053	177.984
55031900	Synthetic staple fibres, not carded, combed or otherwise processed for spinning; of nylon or other polyamides; other than of aramids	6.290	223.893	27.458	377.485
55032010	Synthetic staple fibres, not carded, combed or otherwise processed for spinning; of polyesters; of a colour other than white	321.077	812.893	447.884	1.132.989
55032090	Synthetic staple fibres, not carded, combed or otherwise processed for spinning; of polyesters; of a colour white	4.702.410	17.873.391	5.425.226	20.204.423
55033000	Synthetic staple fibres, not carded, combed or otherwise processed for spinning; acrylic or modacrylic	935.098	2.748.541	2.238.671	6.380.649
55034000	Synthetic staple fibres, not carded, combed or otherwise processed for spinning; of polypropylene	92.513	382.203	192.034	682.212
55039010	Synthetic staple fibres, not carded, combed or otherwise processed for spinning; of polyvinyl alcohol	395.520	973.760	861.473	2.164.838
55039090	Synthetic staple fibres, not carded, combed or otherwise processed for spinning; other than of nylon or other polyamides, of polyester, acrylic or modacrylic, of polypropylene; other than of polyvinyl alcohol	1.009.783	2.413.266	2.119.913	5.378.813
55041000	Artificial staple fibres, not carded, combed or otherwise processed for spinning; of viscose rayon	1.706.528	5.681.427	3.174.671	9.825.429
55049000	Artificial staple fibres, not carded, combed or otherwise processed for spinning; other than of viscose rayon	874.701	2.311.642	2.004.497	4.905.619
55051000	Waste (including noils, yarn waste and garnetted stock) of man-made fibres; of synthetic fibres	325.252	1.111.058	136.739	469.979
55052000	Waste (including noils, yarn waste and garnetted stock) of man-made fibres; of artificial fibres	6.431	16.328	21.195	66.002
55061000	Synthetic staple fibres, carded, combed or otherwise processed for spinning; of nylon or other polyamides	1.240	23.130	36.311	134.425
55062000	Synthetic staple fibres, carded, combed or otherwise processed for spinning; of polyesters	47.280	111.964	576.719	1.285.596

Tabel-tabel

Lanjutan Tabel 2.5

H S	Uraian Komoditi	Berat Bersih (kg)		Nilai CIF (US\$)	
		Maret 2024	Jan-Mar 2024	Maret 2024	Jan-Mar 2024
(1)	(2)	(3)	(4)	(5)	(6)
55063000	Synthetic staple fibres, carded, combed or otherwise processed for spinning; acrylic or modacrylic	7	32.123	72	33.617
55064000	Synthetic staple fibres, carded, combed or otherwise processed for spinning; of polypropylene	9.414	26.611	34.063	96.662
55069000	Synthetic staple fibres, carded, combed/otherwise processed for spinning; other than of nylon or other polyamides; other than of polyesters; other than acrylic or modacrylic; other than of polypropylene	699	10.047	13.394	936.732
55070000	Artificial staple fibres, carded, combed or otherwise processed for spinning	115	198.866	414	199.291
55081010	Sewing thread of synthetic staple fibres; put up for retail sale	28.165	254.966	127.331	1.381.844
55081090	Sewing thread of synthetic staple fibres; not put up for retail sale	110.246	1.083.378	491.665	3.486.684
55082090	Sewing thread of artificial staple fibres; not put up for retail sale	1.759	77.853	7.929	169.004
55091100	Single yarn; containing 85 % or more by weight of staple fibres of nylon or other polyamides; not put up for retail sale	11	4.103	120	82.310
55091200	Multiple (folded) or cabled yarn; containing 85 % or more by weight of staple fibres of nylon or other polyamides; not put up for retail sale	—	6.407	—	182.509
55092100	Single yarn; containing 85 % or more by weight of polyester staple fibres; not put up for retail sale	625.626	3.923.004	832.007	6.115.972
55092200	Multiple (folded) or cabled yarn; containing 85 % or more by weight of polyester staple fibres; not put up for retail sale	305.132	2.428.902	819.787	5.593.948
55093100	Single yarn; 85 % or more by weight of acrylic or modacrylic staple fibres; not put up for retail sale	4.665	13.119	25.423	55.204
55093200	Multiple (folded) or cabled yarn; containing 85 % or more by weight of acrylic or modacrylic staple fibres; not put up for retail sale	96.035	131.076	309.190	541.972
55094100	Single yarn; 85 % or more by weight of acrylic or modacrylic staple fibres; not put up for retail sale	16.620	66.631	142.034	523.807
55094200	Multiple (folded) or cabled yarn; containing 85 % or more by weight of acrylic or modacrylic staple fibres; not put up for retail sale	4	6.886	4	71.457
55095100	Yarn of polyester staple fibres; mixed mainly or solely with artificial staple fibres; not put up for retail sale	841	242.938	2.955	652.248
55095290	Other than single yarn; of polyester staple fibres; mixed mainly or solely with wool or fine animal hair; not put up for retail sale	3	347	49	2.109
55095300	Yarn of polyester staple fibres; mixed mainly or solely with cotton; not put up for retail sale	88.277	454.700	259.404	951.802
55095900	Yarn of polyester staple fibres; other than mixed mainly or solely with artificial staple fibres, wool or fine animal hair, cotton; not put up for retail sale	6.251	19.062	39.250	153.053
55096100	Yarn of acrylic or modacrylic staple fibres; mixed mainly or solely with wool or fine animal hair; not put up for retail sale	234	21.097	1.303	32.203
55096200	Yarn of acrylic or modacrylic staple fibres; mixed mainly or solely with cotton; not put up for retail sale	2.472	49.348	24.050	82.466
55096900	Yarn of acrylic or modacrylic staple fibres; other than mixed mainly or solely with wool or fine animal hair, cotton; not put up for retail sale	17.148	102.822	155.963	723.248
55099100	Yarn of synthetic staple fibres; mixed mainly or solely with wool or fine animal hair; other than those of subheading 550911 - 550969	—	2.340	—	39.282
55099200	Yarn of synthetic staple fibres; mixed mainly or solely with cotton; other than those of subheading 550911 - 550969	2.000	52.644	18.600	230.932
55099900	Yarn of synthetic staple fibres; other than mixed mainly or solely with wool or fine animal hair, cotton; other than those of subheading 550911 - 550969	260	86.026	1.962	635.907
55101100	Single yarn containing 85 % or more by weight of artificial staple fibres, not put up for retail sale	39.128	143.691	172.835	656.556
55101200	Multiple (folded) or cabled yarn containing 85 % or more by weight of artificial staple fibres, not put up for retail sale	—	34.317	—	142.143
55102000	Yarn (other than sewing thread) of artificial staple fibres, mixed mainly or solely with wool or fine animal hair, not put up for retail sale	—	3.185	—	33.124
55103000	Yarn (other than sewing thread) of artificial staple fibres, mixed mainly or solely with cotton, not put up for retail sale	1	45	40	1.550

Lanjutan Tabel 2.5

H S	Uraian Komoditi	Berat Bersih (kg)		Nilai CIF (US\$)	
		Maret 2024	Jan-Mar 2024	Maret 2024	Jan-Mar 2024
(1)	(2)	(3)	(4)	(5)	(6)
55109000	Yarn of artificial staple fibres, containing less than 85 % by weight of artificial staple fibres, oth than mixed mainly or solely with wool or fine animal hair, cotton; not put up for retail sale	11.016	90.997	86.321	398.746
55111010	Yarn (other than sewing thread) of man-made, put up for retail sale of synthetic staple fibres, containing 85 % or more by weight of such fibres;knitting yarn,crochet thread and embroidery thread	23.800	43.177	49.109	105.962
55111090	Yarn (oth than sewing thread) of man-made,put up for retail sale of synthetic staple fibres,containing 85 % or more by weight of such fibres;oth than knitting yarn,crochet thread and embroidery thread	4.963	13.307	24.158	46.896
55112010	Yarn (other than sewing thread) of man-made, put up for retail sale Of synthetic staple fibres, containing less than 85 % by weight of such fibres;knitting yarn,crochet thread and embroidery thread	3.086	4.019	16.745	20.211
55112090	Yarn(oth than sewing thread)of man-made,put up for retail sale of synthetic staple fibres,containing less than 85 % by weight of such fibres;oth than knitting yarn,crochet thread and embroidery thread	728	4.236	3.689	17.888
55113000	Yarn (other than sewing thread) of man-made, put up for retail sale, of artificial staple fibres	18.830	55.009	97.145	289.181
55121100	Woven fabrics of synthetic staple fibres, containing 85 % or more by weight of polyester staple fibres; unbleached or bleached	165.540	1.184.793	379.732	3.272.578
55121900	Woven fabrics of synthetic staple fibres, containing 85 % or more by weight of polyester staple fibres; other than unbleached or bleached	675.682	5.110.886	2.065.666	14.547.131
55122100	Woven fabrics of synthetic staple fibres, containing 85 % or more by weight of arylcic or modacrylic staple fibres; unbleached or bleached	2.974	10.266	90.698	276.914
55122900	Woven fabrics of synthetic staple fibres, containing 85 % or more by weight of arylcic or modacrylic staple fibres; other than unbleached or bleached	18.171	79.495	258.329	1.394.078
55129100	Woven fabrics of synthetic staple fibres, containing 85 % or more by weight other than of polyester, arylcic or modacrylic staple fibres; unbleached or bleached	566	2.625	94.908	145.618
55129900	Woven fabrics of synthetic staple fibres, containing 85 % or more by weight other than of polyester, arylcic or modacrylic staple fibres; other unbleached or bleached	10.408	35.173	341.915	1.535.345
55131100	Woven fabrics of polyester staple fibres,plain weave, containing less than 85 % by weight of such fibres, mixed mainly or solely with cotton, of a weight not exceeding 170 g/m2; unbleached or bleached	36.940	158.417	352.785	1.333.966
55131200	Woven fabrics, 3-thread/4-thread twill, incl cross twill of polyester staples fibres, cont < 85% by weight of such fibres, mixed mainly/solely with cotton, of a weight ≤ 170 g/m2, unbleached/bleached	824	25.994	9.138	169.667
55131300	Woven fabrics of polyester staple fibres, containing less than 85 % by weight of such fibres, mixed mainly or solely with cotton, of a weight not exceeding 170 g/m2, unbleached or bleached	16.134	63.962	160.360	752.566
55131900	Woven fabrics of synthetic staple fibres, cont < 85 % by weight of such fibres, mixed mainly/solely with cotton, of a weight ≤ 170 g/m2; oth than HS 55131100 - 55131300; unbleached or bleached	85.112	307.690	827.073	3.395.878
55132100	Woven fabrics of polyester staple fibres,plain weave, containing less than 85 % by weight of such fibres, mixed mainly or solely with cotton, of a weight not exceeding 170 g/m2, dyed	35.311	140.738	445.036	1.397.162
55132300	Woven fabrics of polyester staple fibres, containing less than 85 % by weight of such fibres, mixed mainly or solely with cotton, of a weight not exceeding 170 g/m2, dyed	16.930	71.471	197.009	656.115
55132900	Woven fabrics of synthetic staple fibres, containing < 85 % by weight of such fibres, mixed mainly or solely with cotton, of a weight ≤ 170 g/m2; other than HS 55131100 - 55131300; dyed	54.908	141.103	396.842	1.079.007
55133100	Woven fabrics of polyester staple fibres,plain weave, cont less than 85 % by weight of such fibres, mixed mainly or solely with cotton, of a weight not exceeding 170 g/m2; of yarn of different colours	8.262	112.907	88.559	930.283
55133900	Woven fabrics; oth than of polyester staple fibres,plain weave, cont 85% by weight of such fibres, mixed mainly or solely with cotton, of a weight not exceeding 170 g/m2; of yarn of different colours	20.350	37.851	159.271	354.582

Lanjutan Tabel 2.5

H S	Uraian Komoditi	Berat Bersih (kg)		Nilai CIF (US\$)	
		Maret 2024	Jan-Mar 2024	Maret 2024	Jan-Mar 2024
(1)	(2)	(3)	(4)	(5)	(6)
55134100	Woven fabrics of polyester staple fibres,plain weave, cont less than 85 % by weight of such fibres, mixed mainly or solely with cotton, of a weight not exceeding 170 g/m2; printed	2.712	97.112	26.992	369.458
55134900	Woven fabrics; other than of polyester staple fibres,plain weave; cont less than 85 % by weight of such fibres, mixed mainly or solely with cotton, of a weight not exceeding 170 g/m2; printed	51.654	145.079	96.629	381.005
55141100	Woven fabrics of polyester staple fibres,plain weave, containing less than 85 % by weight of such fibres, mixed mainly or solely with cotton, of a weight exceeding 170 g/m2; unbleached or bleached	8.614	39.439	68.770	590.028
55141200	Woven fabrics, 3-thread/4-thread twill, incl cross twill of polyester staples fibres, cont < 85% by weight of such fibres, mixed mainly/solely with cotton, of a weight > 170g/m2; unbleached/bleached	18.581	92.516	110.477	393.294
55141900	Woven fabrics of synthetic staple fibres, cont < 85 % by weight of such fibres, mixed mainly/solely with cotton, of a weight > 170 g/m2; oth than HS 55141100 - 55141200; unbleached or bleached	84.287	171.196	744.066	2.006.596
55142100	Woven fabrics of polyester staple fibres,plain weave, containing less than 85 % by weight of such fibres, mixed mainly or solely with cotton, of a weight exceeding 170 g/m2; dyed	22.125	46.179	450.663	810.290
55142200	Woven fabrics,of 3/4 thread twill, incl cross twill of polyester staples fibres ,containing less than 85% by weight of such fibres, mixed mainly/solely with cotton, of a weight > 170g/m2; dyed	9.795	62.380	76.294	522.239
55142300	Woven fabrics of polyester staple fibres, containing less than 85 % by weight of such fibres, mixed mainly or solely with cotton, of a weight exceeding 170 g/m2; dyed	1.682	7.693	20.034	118.787
55142900	Woven fabrics of synthetic staple fibres, cont < 85 % by weight of such fibres, mixed mainly/solely with cotton, of a weight > 170 g/m2; oth than HS 55142100 - 55142300; dyed	1.751	20.293	40.543	220.742
55143000	Woven fabrics of synthetic staple fibres, containing less than 85 % by weight of such fibres, mixed mainly or solely with cotton, of a weight exceeding 170 g/m2; of yarn of different colours	23.489	46.332	66.200	303.044
55144200	Woven fabrics,of 3/4 thread twill, incl cross twill of polyester staples fibres ,containing less than 85% by weight of such fibres, mixed mainly/solely with cotton, of a weight > 170g/m2; printed	21.645	41.324	415.879	804.011
55144300	Woven fabrics of polyester staple fibres, containing less than 85 % by weight of such fibres, mixed mainly or solely with cotton, of a weight exceeding 170 g/m2; printed	—	2	—	33
55144900	Woven fabrics of synthetic staple fibres, cont < 85 % by weight of such fibres, mixed mainly/solely with cotton, of a weight > 170 g/m2; printed; n.e.c. in heading 5514	1.127	3.004	13.258	44.905
55151100	Woven fabrics other than those of heading 5512 - 5514, of polyester staple fibres, mixed mainly or solely with viscose rayon staples fibres	364.569	1.798.940	3.007.599	10.585.943
55151200	Woven fabrics other than those of heading 5512 - 5514, of polyester staple fibres, mixed mainly or solely with man-made filaments	28.592	297.904	142.623	1.100.537
55151300	Woven fabrics other than those of heading 5512 - 5514, of polyester staple fibres, mixed mainly or solely with wool or fine animal hair	73.911	215.755	1.855.016	5.672.488
55151900	Woven fabrics other than of heading 5512 - 5514, of polyester staple fibres; oth than mixed mainly/ solely with viscose rayon staples fibres or with man-made filaments or with wool or fine animal hair	112.576	260.806	1.357.849	3.045.627
55152100	Woven fabrics other than those of heading 5512 - 5514, of acrylic or modacrylic staple fibres; mixed mainly or solely with man-made filaments	2.700	3.431	62.741	72.622
55152200	Woven fabrics other than those of heading 5512 - 5514, of acrylic or modacrylic staple fibres; mixed mainly or solely with wool or fine animal hair	1	48	42	3.408
55152900	Woven fabrics other than those of heading 5512 - 5514, of acrylic or modacrylic staple fibres; other than mixed mainly or solely with man-made filaments or with wool or fine animal hair	19.879	51.620	456.383	941.889
55159100	Woven fabrics other than those of heading 5512 - 5514, of synthetic staple fibres; oth than of polyester staples/of acrylic or modacrylic staple fibre; mixed mainly or solely with man-made filaments	2.990	12.239	37.815	239.167



Lanjutan Tabel 2.5

H S	Uraian Komoditi	Berat Bersih (kg)		Nilai CIF (US\$)	
		Maret 2024	Jan–Mar 2024	Maret 2024	Jan–Mar 2024
(1)	(2)	(3)	(4)	(5)	(6)
55159910	Woven fabrics other than those of heading 5512 - 5514, of synthetic staple fibres; oth than of polyester staples/of arcylic or modacrylic staple fibre; mixed mainly/solely with wool/fine animal hair	334	17.388	4.529	252.278
55159990	Woven fabrics other than those of heading 5512 - 5514, of synthetic staple fibres; oth than of polyester staples/of arcylic or modacrylic; oth than mixed mainly/solely with wool or fine animal hair	11.033	13.229	145.057	186.613
55161100	Woven fabrics of artificial staple fibres; containing 85 % or more by weight of artificial staple fibres; unbleached or bleached	141.679	558.163	804.318	3.278.811
55161200	Woven fabrics of artificial staple fibres; containing 85 % or more by weight of artificial staple fibres; dyed	572.391	4.890.985	1.605.701	14.975.677
55161300	Woven fabrics of artificial staple fibres; containing 85 % or more by weight of artificial staple fibres; of yarn of different colours	12.378	24.615	116.587	284.986
55161400	Woven fabrics of artificial staple fibres; containing 85 % or more by weight of artificial staple fibres; printed	134.812	593.855	2.049.646	9.116.545
55162100	Woven fabrics of artificial staple fibres; containing less than 85 % by weight of artificial staple fibres, mixed mainly or soley with man-made filaments; unbleached or bleached	31.245	161.748	204.025	1.182.081
55162200	Woven fabrics of artificial staple fibres; containing less than 85 % by weight of artificial staple fibres, mixed mainly or solely with man-made filaments; dyed	26.761	336.942	374.229	2.921.992
55162300	Woven fabrics of artificial staple fibres; containing less than 85 % by weight of artificial staple fibres, mixed mainly or solely with man-made filaments;; of yarn of different colours	3.221	77.293	37.575	826.395
55162400	Woven fabrics of artificial staple fibres; containing less than 85 % by weight of artificial staple fibres, mixed mainly or solely with man-made filaments; printed	19.826	178.638	307.429	2.540.913
55163100	Woven fabrics of artificial staple fibres; containing less than 85 % by weight of artificial staple fibres, mixed mainly or solely with wool or fine animal hair; unbleached or bleached	260	1.149	3.149	17.624
55163200	Woven fabrics of artificial staple fibres; containing less than 85 % by weight of artificial staple fibres, mixed mainly or solely with wool or fine animal hair; dyed	6	22	49	354
55163300	Woven fabrics of artificial staple fibres; containing less than 85 % by weight of artificial staple fibres, mixed mainly or solely with wool or fine animal hair; of yarn of different colours	–	35	–	290
55163400	Woven fabrics of artificial staple fibres; containing less than 85 % by weight of artificial staple fibres, mixed mainly or solely with wool or fine animal hair; printed	2.327	21.623	27.060	291.963
55164100	Woven fabrics of artificial staple fibres; containing less than 85 % by weight of artificial staple fibres, mixed mainly or solely with cotton; unbleached or bleached	–	34	–	720
55164200	Woven fabrics of artificial staple fibres; containing less than 85 % by weight of artificial staple fibres, mixed mainly or solely with cotton; dyed	10.036	27.685	99.948	318.894
55164300	Woven fabrics of artificial staple fibres; containing less than 85 % by weight of artificial staple fibres, mixed mainly or solely with cotton; of yarn of different colours	3.511	38.896	71.988	550.246
55164400	Woven fabrics of artificial staple fibres; containing less than 85 % by weight of artificial staple fibres, mixed mainly or solely with cotton; printed	24.835	123.475	367.851	1.815.998
55169100	Woven fabrics of artificial staple fibres; unbleached or bleached; other than those of subheading 551661 - 551664	379	1.173	3.397	8.771
55169200	Woven fabrics of artificial staple fibres; dyed; other than those of subheading 551661 - 551664	9.084	136.315	127.201	2.305.088
55169300	Woven fabrics of artificial staple fibres; of yarn of different colours; other than those of subheading 551661 - 551664	3.194	15.053	79.269	271.148
55169400	Woven fabrics of artificial staple fibres; printed; other than those of subheading 551661 - 551664	6.142	63.323	85.181	1.023.365
56012100	Wadding of textile materials and articles thereof, of cotton	241.685	830.399	1.110.862	3.861.142
56012210	Wadding of textile materials and articles thereof, of man-made fibres; cigarette tow	276.059	690.155	6.317.140	15.777.869
56012290	Wadding of textile materials and articles thereof; of man-made fibres; other than cigarette tow	60.116	304.690	492.473	2.030.436

Tabel-tabel

Lanjutan Tabel 2.5

H S	Uraian Komoditi	Berat Bersih (kg)		Nilai CIF (US\$)	
		Maret 2024	Jan-Mar 2024	Maret 2024	Jan-Mar 2024
(1)	(2)	(3)	(4)	(5)	(6)
56012900	Wadding of textile materials and articles thereof; other than of man-made fibres	11.204	53.790	71.958	311.513
56013010	Textile flock and dust and mill neps; polyamide fibre flock	80	6.522	2.721	47.650
56013020	Textile flock and dust and mill neps; polypropylene fibre flock	1	211	1.350	1.948
56013090	Textile flock and dust and mill neps; other than polyamide fibre flock or polypropylene fibre flock	45.020	211.103	862.355	2.891.330
56021000	Needleloom felt and stitch-bonded fibre fabrics	233.549	1.770.660	1.643.619	4.459.036
56022100	Felt of wool or fine animal hair; not impregnated, coated, covered or laminated	9.994	15.452	140.330	265.421
56022900	Felt of other textile material; not impregnated, coated, covered or laminated	51.429	217.861	488.921	1.592.637
56029000	Felt, impregnated, coated, covered or laminated; other than needleloom felt and stitch-bonded fibre fabrics	562.574	1.812.308	3.646.596	11.841.916
56031100	Nonwovens, whether or not impregnated, coated, covered or laminated; of man-made filaments; weighing not more than 25g/m2	2.873.222	10.001.686	5.741.671	19.881.755
56031200	Nonwovens, whether or not impregnated, coated, covered or laminated; of man-made filaments; weighing more than 25g/m2 but not more than 70 g/m2	614.989	2.703.900	2.371.763	9.326.432
56031300	Nonwovens, whether or not impregnated, coated, covered or laminated; of man-made filaments; weighing more than 70g/m2 but not more than 150 g/m2	270.510	966.529	1.039.703	3.654.921
56031400	Nonwovens, whether or not impregnated, coated, covered or laminated; of man-made filaments; weighing more than 150 g/m2	946.187	2.600.638	3.367.078	9.590.096
56039100	Nonwovens, whether or not impregnated, coated, covered or laminated; other than of man-made filaments; weighing not more than 25g/m2	254.355	682.647	793.662	2.080.352
56039200	Nonwovens, whether or not impregnated, coated, covered or laminated; other than of man-made filaments; weighing more than 25g/m2 but not more than 70 g/m2	1.295.449	3.979.479	3.319.943	10.058.240
56039300	Nonwovens, whether or not impregnated, coated, covered or laminated; other than of man-made filaments; weighing more than 70g/m2 but not more than 150 g/m2	191.867	624.517	808.670	2.537.670
56039400	Nonwovens, whether or not impregnated, coated, covered or laminated; other than of man-made filaments; weighing more than 150 g/m2	766.924	2.460.844	5.341.352	17.447.991
56041000	Rubber thread and cord, textile covered	114.216	577.398	862.891	3.163.787
56049010	Textile yarn, and strip and the like of heading 5404 or 5405, impregnated, coated, covered or sheathed with rubber or plastics; imitation catgut, of silk yarn	1	8	152	499
56049020	Textile yarn, and strip and the like of heading 5404 or 5405, impregnated, coated, covered or sheathed with rubber or plastics; rubber impregnated textile thread yarn	3.465	17.461	101.586	717.421
56049030	Textile yarn, and strip and the like of heading 5404 or 5405, impregnated, coated, covered/sheathed with rubber/plastics; high tenacity yarn of polyesters, of nylon/oth polyamides/of viscose rayon	15.038	28.493	178.412	313.193
56049090	Textile yarn, and strip and the like of heading 5404 or 5405, impregnated, coated, covered or sheathed with rubber or plastics; other than those of HS 56049010 - 56049030	59.597	213.594	554.454	2.045.396
56050000	Metallised yarn, whether or not gimped, being textile yarn, or strip or the like of heading 5404 or 5405, combined with metal in the form of thread, strip or powder or covered with metal	15.417	59.400	126.283	402.280
56060000	Gimped yarn, and strip and the like of heading 5404 or 5405, gimped (other than those of heading 5605 and gimped horsehair yarn); chenille yarn (including flock chenille yarn); loop wale-yarn	95.956	460.404	213.272	955.841
56072100	Binder or baler twine whether or not plaited or braided and whether or not impregnated, coated, covered or sheathed with rubber or plastics; of sisal or other textile fibres of the genus Agave	14.028	40.293	178.162	548.905
56072900	Twine, whether/not plaited/braided and whether/not impregnated, coated, covered/sheathed with rubber/plastics; oth than binder or baler twine; of sisal or other textile fibres of the genus Agave	81.161	359.539	683.965	3.351.132

Lanjutan Tabel 2.5

H S	Uraian Komoditi	Berat Bersih (kg)		Nilai CIF (US\$)	
		Maret 2024	Jan–Mar 2024	Maret 2024	Jan–Mar 2024
(1)	(2)	(3)	(4)	(5)	(6)
56074100	Binder or baler twine whether or not plaited or braided and whether or not impregnated, coated, covered or sheathed with rubber or plastics; of polyethylene or polypropylene	25.632	68.397	66.963	165.571
56074900	Twine, whether/not plaited/braided and whether/not impregnated, coated, covered/sheathed with rubber/plastics; oth than binder or baler twine; of polyethylene or polypropylene	1.355.012	4.762.855	2.246.106	7.927.478
56075010	Oth synthetic fibres;V-belt cord of man-made fibres treated w/resorcinol formaldehyde;polyamide&polytetrafluoro-ethylene yarns measuring >10,000 decitex, used for sealing pumps,valves&similar articles	3.284	29.144	25.200	102.180
56075090	Other synthetic fibres; other than HS 56075010	752.054	1.903.146	2.649.159	8.317.893
56079010	Cordage, ropes and cables, whether or not plaited or braided and whether or not impregnated, coated, covered or sheathed with rubber or plastics; of artificial fibres	13.444	40.120	152.238	464.680
56079021	Cordage, ropes and cables, whether or not plaited or braided and whether or not impregnated, coated, covered or sheathed with rubber or plastics; of abaca (Manila hemp or Musa textilis Nee)	–	732	–	1.393
56079022	Cordage, ropes and cables, whether or not plaited or braided and whether or not impregnated, coated, covered or sheathed with rubber or plastics; of other hard (leaf) fibres	–	60	–	30
56079030	Cordage, ropes and cables, whether or not plaited or braided and whether or not impregnated, coated, covered or sheathed with rubber or plastics; of jute or other textile bast fibres of head 53.03	1	78.002	2	57.609
56079090	Cordage,ropes&cables,whether/not plaited/braided/impregnated,coated,covered/sheathed with rubber/plastics;oth than of abaca (Manila hemp/Musa textile Nee)/jute/oth textile bast fibres of heading 5303	150.051	716.220	702.779	2.483.514
56081100	Knotted netting of twine, cordage or rope; made up fishing nets; of man-made textile materials	176.287	1.592.289	423.806	2.888.601
56081920	Knotted netting of twine, cordage or rope; net bags; of man-made textile materials	937	32.429	3.001	62.797
56081990	Knotted netting of twine, cordage or rope; other than net bags; of man-made textile materials	210.294	955.717	505.288	2.076.942
56089010	Knotted netting of twine, cordage or rope; net bags; other than of man-made textile materials	4.955	7.483	13.441	22.299
56089090	Knotted netting of twine, cordage or rope; other than net bags; other than of man-made textile materials	184.302	586.635	490.580	1.644.294
56090000	Articles of yarn, strip or the like of heading 5404 or 5405, twine, cordage, rope or cables, not elsewhere specified or included	122.055	467.365	1.168.996	3.130.303
57011010	Prayer rugs, knotted, whether or not made up; of wool or fine animal hair,	322	850	1.442	5.206
57011090	Carpets and other textile floor coverings, knotted, whether or not made up; other than prayer rugs of wool or fine animal hair	169	516	932	4.118
57019019	Carpets and other textile floor covering, knotted, whether or not made up; of cotton; other than prayer rugs	504	3.002	4.627	19.448
57019091	Prayer rugs, knotted, whether or not made up; other than of wool or fine animal hair or of cotton or of jute fibres	144	399	637	800
57019099	Carpets and other textile floor covering, knotted, whether or not made up; other than of wool or fine animal hair or of cotton or of jute fibres; other than prayer rugs	16.521	99.692	20.770	104.170
57021000	“Kelem”, “Schumacks”, “Karamanie” and similar hand-woven rugs	4	50	205	910
57022000	Floor coverings of coconut fibres (coir)	4	10	115	233
57023100	Carpets and other textile floor coverings, woven, not tufted or flocked; of pile construction, not made up; of wool or fine animal hair	–	43	–	331
57023200	Carpets and other textile floor coverings, woven, not tufted or flocked; of pile construction, not made up; of man-made textile materials	3	42	213	1.348
57023990	Carpets and other textile floor coverings, woven, not tufted or flocked; of pile construction, not made up; other textile materials; other than of cotton or of jute fibres	29	31	147	219
57024110	Prayer rugs; of pile construction, made up; of wool or fine animal hair	10	10	4	4

Tabel-tabel

Lanjutan Tabel 2.5

H S	Uraian Komoditi	Berat Bersih (kg)		Nilai CIF (US\$)	
		Maret 2024	Jan-Mar 2024	Maret 2024	Jan-Mar 2024
(1)	(2)	(3)	(4)	(5)	(6)
57024190	Carpets and other textile floor coverings, woven, not tufted or flopped; of pile construction, made up; of wool or fine animal hair; other than prayer rugs	5	3.374	190	8.389
57024290	Carpets and other textile floor coverings, woven, not tufted or flopped; of pile construction, made up; of man - made textile materials; other than prayer rugs	245	392	1.188	3.154
57024919	Carpets and other textile floor coverings, woven, not tufted or flopped; of pile construction, made up; of cotton; other than prayer rugs	—	1.600	—	10.741
57024920	Carpets and other textile floor coverings, woven, not tufted or flopped; of pile construction, made up; other textile materials; of jute fibres	—	2	—	29
57024999	Carpets and other textile floor coverings, woven, not tufted or flopped; of pile construction, made up; other textile materials; other than prayer rugs	—	5	—	375
57029190	Carpets and other textile floor coverings, woven, not tufted or flopped; of not pile construction, made up; of wool or fine animal hair; other than prayer rugs	—	152	—	873
57029210	Prayer rugs; of man - made textile materials; not of pile construction, made up	—	29	—	4
57029290	Carpets and other textile floor coverings, woven, not tufted or flopped; of not pile construction, made up; of man - made textile materials; other than prayer rugs	46	77	236	592
57029991	Prayer rugs; not of pile construction, made up; of other textile materials; other than cotton or of jute fibres	—	14	—	247
57029999	Carpets and other textile floor coverings, woven, not tufted or flopped; of not pile construction, made up; of other textile materials; other than prayer rugs; other than cotton or of jute fibres	—	253	—	1.460
57031010	Floor mats of a kind used for motor vehicles of headings 8702, 8703 or 8704; of wool or fine animal hair	2	25	278	880
57031020	Prayer rugs; of wool or fine animal hair	2.520	3.046	79	259
57031030	Flooring carpets of a kind used for motor vehicles of headings 8702, 8703 or 8704; of wool or fine animal hair	7	7	141	141
57031090	Carpets and other textile floor coverings, tufted, whether or not made up; of wool or fine animal hair; n.e.c. of subheading 570310	1	171	4	411
57032100	Turf of nylon or other polyamides	—	4	—	24
57032910	Prayer rugs of nylon or other polyamides	—	15	—	42
57032990	Carpets and other textile floor coverings, tufted, whether or not made up; of nylon or other polyamides; other than prayer rugs	83	281	1.269	2.963
57033100	Turf of other man-made textile materials	8	9	106	113
57033910	Prayer rugs of other man-made textile materials	—	3	—	120
57033990	Carpets and other textile floor coverings, tufted, whether or not made up; of other man-made textile materials; other than prayer rugs	3.497	10.348	22.549	72.092
57039019	Carpets and other textile floor coverings, tufted, whether or not made up; of cotton other textile materials; other than prayer rugs	—	30	—	98
57039022	Flooring carpets of a kind used for motor vehicles of headings 8702, 8703 or 8704; of jute fibres	—	2	—	125
57039029	Carpets and other textile floor coverings, tufted, whether or not made up; of jute fibres; other than those of HS 57031010 - 57031030	—	47	—	1
57039091	Floor mats of a kind used for motor vehicles of headings 8702, 8703 or 8704 of other textile materials; other than of cotton or of jute fibres	54.973	120.251	305.429	704.699
57039092	Prayer rugs, other than of cotton or of jute fibres	47	98	1.218	1.533
57039093	Flooring carpets of a kind used for motor vehicles of headings 8702, 8703 or 8704, of other textile materials; other than of cotton or of jute fibres	7	1.197	305	14.915
57039099	Carpets and other textile floor coverings, tufted, whether or not made up, of other textile materials; other than of cotton or of jute fibres; n.e.c. in heading 5703	174	565	1.650	5.991
57042000	Tiles, having a maximum surface area exceeding 0.3 m2 but not exceeding 1 m2; of felt, not tufted or flopped, won made up	—	2	—	105

Lanjutan Tabel 2.5

H S	Uraian Komoditi	Berat Bersih (kg)		Nilai CIF (US\$)	
		Maret 2024	Jan-Mar 2024	Maret 2024	Jan-Mar 2024
(1)	(2)	(3)	(4)	(5)	(6)
57049000	Tiles, having a minimum surface area exceeding 1 m2; of felt, not tufted or flocked, whether or not made up	38	63	389	804
57050011	Prayer rugs of cotton, whether or not made up; other than those of heading 5701-5704	72	73	99	169
57050019	Carpets and other textile floor coverings, whether or not made up; of cotton; other than those of heading 5701-5704; other than prayer rug	2.303	10.096	798	53.675
57050021	Nonwoven floor coverings, of a kind used for motor vehicles of heading 8702, 8703 or 8704; other than those of heading 5701-5704; of jute fibres	—	739	—	4.150
57050029	Carpets and other textile floor coverings, other than those of heading 5701-5704; of jute fibres; other than those of HS 57050021	18	28	120	259
57050091	Prayer rugs other than those of heading 5701-5704; other than of cotton or of jute fibres	78	78	223	223
57050092	Nonwoven floor coverings, of a kind used for motor vehicles of heading 8702, 8703 or 8704; other than of cotton or of jute fibres; other than those of heading 5701-5704	36	88	668	1.409
57050099	Carpet and other textile floor coverings, whether or not made up, other than those of heading 5701-5704; other than of cotton or of jute fibres; n.e.c in heading 5705	97	288	2.212	5.175
58011090	Woven pile fabrics and chenille fabrics, other than fabrics of heading 5802 or 5806; of wool or fine animal hair; other than coated, covered or laminated	651	5.141	14.544	52.831
58012110	Uncut weft pile fabrics, woven, other than fabrics of heading 5802 or 5806; coated, covered or laminated; of cotton	—	4	—	43
58012190	Uncut weft pile fabrics, woven, other than fabrics of heading 5802 or 5806; other than coated, covered or laminated; of cotton	21	22	419	481
58012210	Woven pile fabrics, other than fabrics of heading 5802 or 5806; cut corduroy; coated, covered or laminated; of cotton	31	37.648	248	373.594
58012290	Woven pile fabrics, other than fabrics of heading 5802 or 5806; cut corduroy; other than coated, covered or laminated; of cotton	38.113	119.862	476.313	1.297.822
58012390	Cut weft pile fabrics, woven, other than fabrics of heading 5802 or 5806; other than coated, covered or laminated; of cotton	5	722	46	35.035
58012610	Chenille fabrics, other than fabrics of heading 5802 or 5806; coated, covered or laminated; of cotton	—	15	—	337
58012690	Chenille fabrics, other than fabrics of heading 5802 or 5806; other than coated, covered or laminated; of cotton	105	255	1.957	4.892
58012710	Warp pile fabrics, other than fabrics of heading 5802 or 5806; coated, covered or laminated; of cotton	19	80	70	9.429
58012790	Warp pile fabrics, other than fabrics of heading 5802 or 5806; other than coated, covered or laminated; of cotton	28	1.381	1.797	26.455
58013110	Uncut weft pile fabrics, other than fabrics of heading 5802 or 5806; coated, covered or laminated; of man-made fibres	—	10	—	90
58013190	Uncut weft pile fabrics, other than fabrics of heading 5802 or 5806; other than coated, covered or laminated; of man-made fibres	14	83	430	1.149
58013210	Woven pile fabrics, other than fabrics of heading 5802 or 5806; cut corduroy; coated, covered or laminated; of man-made fibres	—	6.295	—	21.554
58013290	Woven pile fabrics, other than fabrics of heading 5802 or 5806; cut corduroy; other than coated, covered or laminated; of man-made fibres	900	6.019	18.075	74.768
58013310	Cut weft pile fabrics, woven, other than fabrics of heading 5802 or 5806; of man-made fibres; coated, covered or laminated	—	543	—	4.118
58013390	Cut weft pile fabrics, woven, other than fabrics of heading 5802 or 5806; of man-made fibres; other than coated, covered or laminated	899	26.772	5.136	69.753
58013610	Chenille fabrics, other than fabrics of heading 5802 or 5806; of man-made fibres; coated, covered or laminated	54	278	388	3.811
58013690	Chenille fabrics, other than fabrics of heading 5802 or 5806; of man-made fibres; other than coated, covered or laminated	1.354	17.962	11.702	201.015
58013711	Warp pile fabrics; coated, covered or laminated; with cut pile	18	212	1.192	7.588
58013712	Warp pile fabrics; coated, covered or laminated; with uncut pile	—	1	—	46
58013791	Warp pile fabrics; other than coated, covered or laminated; with cut pile	24.757	77.648	152.748	464.335

Tabel-tabel

Lanjutan Tabel 2.5

H S	Uraian Komoditi	Berat Bersih (kg)		Nilai CIF (US\$)	
		Maret 2024	Jan–Mar 2024	Maret 2024	Jan–Mar 2024
(1)	(2)	(3)	(4)	(5)	(6)
58013792	Warp pile fabrics; other than coated, covered or laminated; with uncut pile	452	1.952	5.570	18.822
58019011	Woven pile fabrics and chenille fabrics, other than fabrics of heading 5802 or 5806; of silk; of other textile materials; coated, covered or laminated	19	19	371	371
58019019	Woven pile fabrics and chenille fabrics, other than fabrics of heading 5802 or 5806; of silk; of other textile materials; other than coated, covered or laminated	1	2	17	27
58019099	Woven pile fabrics and chenille fabrics, other than fabrics of heading 5802 or 5806; other than of silk; other than coated, covered or laminated	16.229	58.408	104.154	274.718
58021010	Terry towelling and similar woven terry fabrics, of cotton; unbleached	26.196	108.972	310.425	1.263.445
58021090	Terry towelling and similar woven terry fabrics, of cotton; bleached	8.750	14.680	93.003	162.483
58022010	Terry towelling and similar woven terry fabrics, of other textile materials; of wool or fine animal hair	–	6	–	34
58022090	Terry towelling and similar woven terry fabrics, of other textile materials; other than of wool or fine animal hair	303	497	2.842	4.710
58023030	Tufted textile fabrics, other than products of heading 5703; woven, of other materials	3	3	87	87
58023090	Tufted textile fabrics, other than heading 5703, other than of impregnated, coated or covered, of woven, of cotton or of man-made fibres or of other materials	552	5.032	1.345	56.223
58030010	Gauze, other than narrow fabrics of heading 5806; made of cotton	8.399	15.350	69.096	117.781
58030020	Gauze, other than narrow fabrics of heading 5806; made of man-made fibres	10.929	19.623	27.352	49.385
58030090	Gauze, other than narrow fabrics of heading 5806; other than of cotton, of man made fibres or of wool or fine animal hair	19.991	79.489	89.466	434.783
58041011	Tulles and other net fabrics, other than fabrics of headings 6002 to 6006; of silk; impregnated, coated, covered or laminated	3.527	14.474	16.059	84.871
58041019	Tulles and other net fabrics, other than fabrics of headings 6002 to 6006; of silk; other than impregnated, coated, covered or laminated	80.531	329.185	733.091	2.460.173
58041021	Tulles and other net fabrics, other than fabrics of headings 6002 to 6006; of cotton; impregnated, coated, covered or laminated	1.457	11.402	13.064	120.031
58041029	Tulles and other net fabrics, other than fabrics of headings 6002 to 6006; of cotton; other than impregnated, coated, covered or laminated	3.211	17.988	72.930	369.469
58041091	Tulles and other net fabrics, other than fabrics of headings 6002 to 6006; other than of silk or of cotton; impregnated, coated, covered or laminated	15.220	31.268	63.441	168.929
58041099	Tulles and other net fabrics, other than fabrics of headings 6002 to 6006; other than of silk or of cotton; other than impregnated, coated, covered or laminated	125.261	401.442	1.652.261	5.820.974
58042110	Mechanically made lace; of man-made fibres; impregnated, coated, covered or laminated	766	6.874	27.013	184.149
58042190	Mechanically made lace; of man-made fibres; other than impregnated, coated, covered or laminated	38.720	127.204	1.185.108	3.204.304
58042910	Mechanically made lace; of other textile materials; impregnated, coated, covered or laminated	1	461	28	32.312
58042990	Mechanically made lace; of other textile materials; other than impregnated, coated, covered or laminated	11.127	45.687	464.721	1.462.272
58043000	Hand-made lace	662	2.826	17.886	93.134
58050010	Hand-woven tapestries of the type Gobelins, Flanders, Aubusson, Beauvais and the like, and needle-worked tapestries (for example, petit point, cross stitch), whether or not made up; of cotton	18	27	2	226
58050090	Hand-woven tapestries of the type Gobelins, Flanders, Aubusson, Beauvais and the like, and needle-worked tapestries (for example, petit point, cross stitch), whether or not made up; oth than of cotton	2	35	200	614
58061010	Woven pile fabrics (including terry towelling and similar terry fabrics) and chenille fabrics other than goods of heading 5807; of silk	4	883	362	12.441

Lanjutan Tabel 2.5

H S	Uraian Komoditi	Berat Bersih (kg)		Nilai CIF (US\$)	
		Maret 2024	Jan–Mar 2024	Maret 2024	Jan–Mar 2024
(1)	(2)	(3)	(4)	(5)	(6)
58061020	Woven pile fabrics (including terry towelling and similar terry fabrics) and chenille fabrics other than goods of heading 5807; of cotton	353	511	8.185	12.241
58061090	Woven pile fabrics (including terry towelling and similar terry fabrics) and chenille fabrics other than goods of heading 5807; other than of silk or of cotton	60.900	206.484	862.354	2.565.581
58062010	Tape of a kind used to wrap the grips or handles of sports equipment; containing by weight 5 % or more of elastomeric yarn or rubber thread	1.908	8.561	45.956	161.075
58062090	Narrow woven fabrics, oth thn goods of heading 5807; containing by weight 5 % or more of elastomeric yarn or rubber thread; oth than tape of a kind use to wrap the grips or handles of sports equipment	226.755	711.208	4.392.518	13.081.349
58063110	Narrow woven fabrics suitable for the manufacture of inked ribbons for typewriters or similar machines; other woven fabrics; of cotton	809	3.600	18.078	50.905
58063120	Backing of a kind used for electrical insulating paper; other woven fabrics; of cotton	51	55	985	1.074
58063130	Ribbons of a kind used for making slide fasteners and of a width not exceeding 12 mm; other woven fabrics; of cotton	1.886	6.322	27.544	84.646
58063190	Other woven fabrics of cotton; other than those of HS 58063110 - 58063130	4.359	27.158	86.316	487.293
58063210	Narrow woven fabrics suitable for the manufacture of inked ribbons for typewriters or similar machines; safety seat belt fabrics; other woven fabrics; of man-made fibres	127.662	315.434	646.536	1.651.164
58063240	Backing of a kind used for electrical insulating paper; other woven fabrics; of man-made fabrics	4	4	222	222
58063250	Ribbons of a kind used for making slide fasteners and of a width not exceeding 12 mm; other woven fabrics; of man-made fibres	4.655	20.105	116.161	341.965
58063290	Other woven fabrics of man-made fabrics; other than those of HS 58063210 or 58063240 or 58063250	298.028	979.094	3.517.708	9.793.521
58063910	Other woven fabrics; of other textile materials; of silk	193	220	8.225	9.707
58063991	Backing of a kind used for electrical insulating paper; other than of silk; of other textile materials	142	1.326	1.142	9.199
58063992	Narrow woven fabrics suitable for the manufacture of inked ribbons for typewriters or similar machines; other than of silk; of other than materials	263	500	15.283	24.796
58063993	Ribbons of a kind used for making slide fasteners and of a width not exceeding 12 mm; other than of silk; of other textile materials	–	108	–	2.526
58063999	Other woven fabrics of other textile materials; other than silk; other than those of HS 58063991 - 58063993	19.570	79.635	445.210	1.309.954
58064000	Fabrics consisting of warp without weft assembled by means of an adhesive (bolducs)	3.325	9.949	53.249	151.329
58071000	Labels, badges and similar articles of textile materials, in the piece, in strips or cut to shape or size, not embroidered; woven	101.196	369.062	3.896.215	12.731.081
58079010	Labels, badges and similar articles of textile materials, in the piece, in strips or cut to shape or size, not embroidered; of nonwoven fabrics	22.571	66.552	295.532	806.470
58079090	Labels, badges and similar articles of textile materials, in the piece, in strips or cut to shape or size, not embroidered; other than woven or of nonwoven fabrics	84.581	228.672	1.940.248	5.703.218
58081010	Braids in the piece; combined with rubber thread	450	5.138	9.978	97.084
58081090	Braids in the piece; other than combined with rubber thread	8.280	38.033	234.969	865.759
58089010	Ornamental trimmings in the piece, without embroidery, other than knitted or crocheted; tassels, pompons and similar articles; combined with rubber thread	10.486	21.359	110.797	210.677
58089090	Ornamental trimmings in the piece, without embroidery, other than knitted or crocheted; tassels, pompons and similar articles; other than combined with rubber thread	23.141	65.496	583.982	1.505.057
58090000	Woven fabrics of metal thread and woven fabrics of metallised yarn of heading 5605, of a kind used in apparel, as furnishing fabrics or for similar purposes, not elsewhere specified or included	257	292	1.490	2.190
58101000	Embroidery without visible ground, in the piece, in strips or in motifs	67	4.274	2.029	123.150

Tabel-tabel

Lanjutan Tabel 2.5

H S	Uraian Komoditi	Berat Bersih (kg)		Nilai CIF (US\$)	
		Maret 2024	Jan–Mar 2024	Maret 2024	Jan–Mar 2024
(1)	(2)	(3)	(4)	(5)	(6)
58109100	Embroidery with visible ground; of cotton; in the piece, in strips or in motifs	2.390	34.877	55.889	708.289
58109200	Embroidery with visible ground; of man-made fibres; in the piece, in strips or in motifs	9.860	193.306	913.757	3.070.391
58109900	Embroidery with visible ground; of other textile materials; in the piece, in strips or in motifs	915	3.407	38.328	115.016
58110090	Quilted textile products in the piece, composed of one or more layers of textile materials assembled with padding by stitching/otherwise; oth than embroidery of heading 5810; n.e.c. in heading 5811	23.094	100.115	224.937	1.044.099
59011000	Textile fabrics coated with gum or amylaceous substances, of a kind used for the outer covers of books or the like	156	1.038	4.161	17.609
59019010	Textile fabrics coated with gum or amylaceous substances; tracing cloth	718	718	8.643	8.643
59019020	Textile fabrics coated with gum or amylaceous substances; prepared painting canvas	–	12	–	164
59019090	Textile fabrics coated with gum or amylaceous substances; buckram and similar stiffened textile fabrics of a kind used for hat foundations	38.837	66.357	443.993	728.961
59021011	Tyre cord fabric of high tenacity yarn; of nylon or other polyamides; of chafer fabric, rubberised; of nylon-6 yarn	184.330	510.347	712.445	2.212.817
59021019	Tyre cord fabric of high tenacity yarn; of nylon or other polyamides; of chafer fabric, rubberised; other than of nylon-6 yarn	1.569	31.653	30.121	482.091
59021091	Tyre cord fabric of high tenacity yarn; of nylon or other polyamides; other than chafer fabric, rubberised; of nylon-6 yarn	429.543	2.977.565	1.333.339	9.147.056
59021099	Tyre cord fabric of high tenacity yarn; of nylon or other polyamides; other than chafer fabric, rubberised; other than nylon-6 yarn	819.718	2.136.175	3.667.470	9.749.010
59022020	Tyre cord fabric of high tenacity yarn; of polyester; of chafer fabric, rubberised	142.048	572.844	299.064	1.253.290
59022099	Tyre cord fabric of high tenacity yarn of polyester; other than of chafer fabric, rubberised or containing cotton	256.560	1.251.589	734.576	3.614.244
59029000	Tyre cord fabric of high tenacity yarn; other than of nylon or other polyamides; other than of polyester	–	137	–	4.394
59031010	Textile fabrics impregnated, coated, covered or laminated with poly (vinyl chloride), other than those of heading 5902; with polyurethane; interlining	178.112	446.628	1.972.145	5.188.183
59031090	Textile fabrics impregnated, coated, covered or laminated with poly (vinyl chloride), other than those of heading 5902; with polyurethane; other than interlining	169.759	556.758	1.186.458	3.856.735
59032000	Textile fabrics impregnated, coated, covered or laminated with plastics, other than those of heading 5902; with polyurethane	2.462.568	7.514.008	22.538.195	69.137.037
59039010	Canvas-type fabrics impregnated, coated, covered or laminated with nylon or other polyamides	33.623	144.254	400.876	1.930.248
59039090	Textile fabrics impregnated, coated, covered or laminated with plastics, other than those of heading 5902; n.e.c. in heading 5903	419.036	1.509.905	5.601.366	18.619.855
59041000	Linoleum, whether or not cut to shape	5	6.360	218	27.323
59049000	Floor coverings consisting of a coating or covering applied on a textile backing, whether or not cut to shape	21	5.919	230	13.660
59050010	Textile wall coverings of wool or fine or coarse animal hair	60	374	8.205	18.736
59050090	Textile wall coverings; other than of wool or fine or coarse animal hair	1.155	4.084	36.540	76.615
59061000	Adhesive tape of a width not exceeding 20 cm	106.235	278.287	1.303.786	3.721.244
59069100	Rubberised textile fabrics, other than those of heading 5902; knitted or crocheted; other than adhesive tape of a width not exceeding 20 cm	6.445	40.745	64.086	360.031
59069910	Rubberised sheeting suitable for hospital use; other than knitted or crocheted	–	11	–	103
59069990	Rubberised textile fabrics, other than those of heading 5902; n.e.c. in heading 5906	322.117	1.017.453	2.249.459	6.328.549
59070010	Fabrics impregnated, coated or covered with oil or oil-based preparations	8.336	30.567	138.067	476.335
59070030	Fabrics impregnated, coated or covered with fire resistant substances	4.621	6.019	60.740	90.973



Lanjutan Tabel 2.5

H S	Uraian Komoditi	Berat Bersih (kg)		Nilai CIF (US\$)	
		Maret 2024	Jan-Mar 2024	Maret 2024	Jan-Mar 2024
(1)	(2)	(3)	(4)	(5)	(6)
59070040	Fabrics impregnated, coated or covered with flock velvet, the entire surface of which is covered with textile flock	886	72.743	8.388	231.079
59070060	Fabrics impregnated, coated or covered with other substances	211	15.798	2.014	48.952
59070090	Textile fabrics otherwise impregnated, coated or covered; painted canvas being theatrical scenery, studio back-cloths or the like; n.e.c. in heading 5907	17.614	50.591	199.366	708.775
59080010	Wicks; incandescent gas mantles	241	2.351	2.204	9.067
59080090	Textile woven, plaited or knitted, for lamps, stoves, lighters, candles or the like; tubular knitted gas mantle fabric therefor, whether or not impregnated	145	1.562	5.681	17.755
59090010	Textile hosepiping and similar textile tubing, with or without lining, armour or accessories of other materials; fire hoses	27.848	220.099	143.894	823.356
59090090	Textile hosepiping and similar textile tubing, with or without lining, armour or accessories of other materials; other than fire hoses	28.689	349.648	146.953	994.340
59100000	Transmission or conveyor belts or belting, of textile material, whether or not impregnated, coated, covered or laminated with plastics, or reinforced with metal or other material	49.587	310.682	1.048.554	4.477.485
59111000	Textile fabrics, felt & felt-lined woven fabrics, coat/cover w/ rubber, leather/oth, used for card clothing & technic purpose	5.070	30.982	71.085	274.664
59112000	Bolting cloth, whether or not made up	399	5.801	30.888	162.227
59113100	Textile fabrics and felts, endless or fitted with linking devices, used in paper-making or similar machines, weighing less than 650 g/m <sup>2</sup>	3.412	22.568	448.581	1.602.935
59113200	Textile fabrics and felts, endless or fitted with linking devices, used in paper-making or similar machines, weighing 650 g/m <sup>2</sup> or more	71.145	203.077	3.419.602	8.805.027
59114000	Filtering or straining cloth of a kind used in oil presses or the like, including that of human hair	24.135	143.993	300.552	991.023
59119010	Textile products and articles, for technical uses, specified in Note 8 to this Chapter; gaskets and seals	9.387	15.241	111.127	314.997
59119090	Textile products and articles, for technical uses, specified in Note 8 to this Chapter; other than gaskets and seals	874.597	2.803.741	3.107.092	10.992.359
60011000	"Long pile" fabrics, knitted or crocheted	167.048	417.395	551.629	1.600.164
60012100	Looped pile fabrics; of cotton; knitted or crocheted	381.384	936.895	2.570.603	6.497.191
60012200	Looped pile fabrics; of man made fibres; knitted or crocheted	137.328	421.791	704.124	2.054.651
60012900	Looped pile fabrics; of other textile materials; knitted or crocheted	76.641	307.286	569.689	2.343.614
60019100	Pile fabrics, other than long pile fabrics and looped pile fabric; of cotton; knitted or crocheted	333.810	1.353.757	2.549.271	9.363.395
60019220	Pile fabrics of 100 % polyester staple fibres, of a width not less than 635 mm but not more than 762 mm, suitable for use in the manufacture of paint rollers; of man-made fibres	134.681	380.411	1.009.617	2.784.998
60019230	Pile fabrics, other than long pile fabrics and looped pile; of man-made fibre; containing elastomeric yarn or rubber thread	285	15.351	4.119	102.518
60019290	Pile fabrics, other than long pile fabrics & looped pile; of man-made fibre; other than pile fabrics of 100 % polyester staple fibres, of a width ≥ 635 mm but ≤ 762 mm & containing elastomeric yarn/rubber thread	558.044	1.882.861	3.389.722	10.266.034
60019900	Pile fabrics, other than "long pile" fabrics or looped pile fabric, knitted or crocheted; of other textile materials	22.908	51.166	232.494	462.824
60024000	Knitted or crocheted fabrics; containing by weight 5 % or more of elastomeric yarn or rubber thread, other than those of heading 6001	7.071	18.348	111.773	363.357
60029000	Knitted or crocheted fabrics of a width not exceeding 30 cm, of elastomeric yarn or rubber thread, other than those of heading 6001	60.655	183.904	711.537	2.288.808
60031000	Knitted or crocheted fabrics of a width not exceeding 30 cm, other than those of heading 6001 or 6002; of wool or fine animal hair	1.862	2.551	50.607	70.050
60032000	Knitted or crocheted fabrics of a width not exceeding 30 cm, other than those of heading 6001 or 6002; of cotton	10.891	32.213	160.209	470.965
60033000	Knitted or crocheted fabrics of a width not exceeding 30 cm, other than those of heading 6001 or 6002; of synthetic fibres	10.553	78.328	109.047	567.099
60034000	Knitted or crocheted fabrics of a width not exceeding 30 cm, other than those of heading 6001 or 6002; of artificial fibres	1	31	52	681
60039000	Knitted or crocheted fabrics of a width not exceeding 30 cm, other than those of heading 6001 or 6002; n.e.c. in heading 6003	5.824	36.005	118.294	507.160

Tabel-tabel

Lanjutan Tabel 2.5

H S	Uraian Komoditi	Berat Bersih (kg)		Nilai CIF (US\$)	
		Maret 2024	Jan–Mar 2024	Maret 2024	Jan–Mar 2024
(1)	(2)	(3)	(4)	(5)	(6)
60041010	Knitted or crocheted fabrics of a width exceeding 30 cm, containing by weight 5 % or more but not more than 20 % of elastomeric yarn but not containing rubber thread, other than those of heading 6001	1.383.939	6.213.062	12.361.547	43.164.643
60041090	Knitted or crocheted fabrics of a width exceeding 30 cm, containing by weight more than 20 % of elastomeric yarn but not containing rubber thread; other than those of heading 6001	1.456.987	4.869.396	15.461.678	51.760.124
60049000	Knitted or crocheted fabrics of a width exceeding 30 cm, containing by weight 5 % or more of elastomeric yarn containing rubber thread, other than those of heading 6001	231.401	751.886	3.620.809	9.891.486
60052100	Warp knit fabrics (including those made on galloon knitting machines), other than those of headings 6001 to 6004; of cotton; unbleached or bleached	33.118	143.888	468.552	2.224.819
60052200	Warp knit fabrics (including those made on galloon knitting machines), other than those of headings 6001 to 6004; of cotton; dyed	80.403	210.847	598.515	1.621.769
60052300	Warp knit fabrics (including those made on galloon knitting machines), other than those of headings 6001 to 6004; of cotton; of yarn of different colours	2.381	15.881	26.933	79.602
60052400	Warp knit fabrics (including those made on galloon knitting machines), other than those of headings 6001 to 6004; of cotton; printed	–	582	–	6.550
60053500	Warp knit fabrics (including those made on galloon knitting machines), other than those of headings 6001 to 6004; of synthetic fibres; fabrics specified in Subheading Note 1 to this Chapter	192.573	625.391	1.283.147	4.416.671
60053610	Knitted swimwear fabrics of polyester and polybutylene terephthalate in which polyester predominates by weight; unbleached or bleached; other than those of heading 6001 to 6004	15	510	173	3.338
60053690	Warp knit fabrics (incl those made on galloon knitting machines), other than those of headings 6001 to 6004; of synthetic fibres; unbleached or bleached; other than those of HS 60053610	174.044	674.502	1.383.840	4.985.038
60053710	Knitted swimwear fabrics of polyester and polybutylene terephthalate in which polyester predominates by weight; dyed; other than those of heading 6001 to 6004	36.455	86.656	601.498	1.464.632
60053790	Warp knit fabrics (incl those made on galloon knitting machines), other than those of headings 6001 to 6004; of synthetic fibres; dyed; other than those of HS 60053710	322.872	1.341.635	4.301.025	17.563.663
60053810	Knitted swimwear fabrics of polyester and polybutylene terephthalate in which polyester predominates by weight; of yarns different colours; other than those of heading 6001 to 6004	3.089	11.052	28.811	112.112
60053890	Warp knit fabrics (incl those made on galloon knitting machines), other than those of headings 6001 to 6004; of synthetic fibres; of yarns of different colours; other than those of HS 60053810	48.070	163.412	271.755	925.580
60053990	Warp knit fabrics (incl those made on galloon knitting machines), other than those of headings 6001 to 6004; of synthetic fibres; printed; other than those of HS 60053910	19.429	71.346	184.366	692.207
60054100	Warp knit fabrics (including those made on galloon knitting machines), other than those of headings 6001 to 6004; of artificial fibres; unbleached or bleached	–	1	–	21
60054300	Warp knit fabrics (including those made on galloon knitting machines), other than those of headings 6001 to 6004; of artificial fibres; of yarn of different colours	1.273	7.080	12.638	67.840
60059010	Warp knit fabrics (including those made on galloon knitting machines), oth than in headings 6001-6004; oth than of cotton or of synthetic fibres or of artificial fibres; of wool or fine animal hair	–	1	–	4
60059090	Warp knit fabrics (incl those made on galloon knitting machines), oth than in headings 6001-6004; oth than of cotton or of synthetic fibres or of artificial fibres; oth than of wool/ fine animal hair	145.220	232.762	1.663.631	3.115.033
60061000	Fabrics; knitted or crocheted fabrics, other than those of headings 6001 to 6005; of wool or fine animal hair	5.268	14.235	81.198	158.056
60062100	Fabrics; knitted or crocheted fabrics, other than those of headings 6001 to 6005; of cotton; unbleached or bleached	276.769	728.463	1.924.324	4.360.140

Lanjutan Tabel 2.5

H S	Uraian Komoditi	Berat Bersih (kg)		Nilai CIF (US\$)	
		Maret 2024	Jan–Mar 2024	Maret 2024	Jan–Mar 2024
(1)	(2)	(3)	(4)	(5)	(6)
60062200	Fabrics; knitted or crocheted fabrics, other than those of headings 6001 to 6005; of cotton; dyed	2.887.408	8.339.061	20.313.705	62.927.142
60062300	Fabrics; knitted or crocheted fabrics, other than those of headings 6001 to 6005; of cotton; of yarn of different colours	69.148	196.365	598.601	1.829.695
60062400	Fabrics; knitted or crocheted fabrics, other than those of headings 6001 to 6005; of cotton; printed	139.572	824.012	1.427.937	7.713.287
60063110	Knitted or crocheted fabrics, other than those of headings 6001 to 6005 ; of synthetic fibres; nylon fibre mesh of a kind used as backing material for mosaic tiles; unbleached or bleached	25.801	26.036	211.832	214.106
60063120	Knitted or crocheted fabrics, other than those of headings 6001 to 6005; of synthetic fibres; elastic (combined with rubber threads); unbleached or bleached	56.125	238.884	750.696	2.876.584
60063190	Knitted or crocheted fabrics, other than of headings 6001 to 6005; of synthetic fibres; unbleached or bleached; other than those of HS 60063110 or 60063120	459.007	1.878.943	3.946.044	13.674.821
60063210	Knitted or crocheted fabrics, other than those of headings 6001 to 6005; of synthetic fibres; nylon fibre mesh of a kind used as backing material for mosaic tiles; dyed	13.397	44.302	108.310	516.121
60063220	Knitted or crocheted fabrics, other than those of headings 6001 to 6005; of synthetic fibres; elastic (combined with rubber threads); dyed	4.945	48.184	66.188	517.251
60063290	Knitted or crocheted fabrics, other than of headings 6001 to 6005; of synthetic fibres; dyed; other than those of HS 60063210 or 60063220	1.432.239	4.802.756	12.776.036	40.957.477
60063310	Knitted or crocheted fabrics, other than those of headings 6001 to 6005; of synthetic fibres; elastic (combined with rubber threads); of yarn of different colours	191	2.341	6.024	31.700
60063390	Knitted or crocheted fabrics, other than of headings 6001 to 6005; of synthetic fibres; of yarns of different colours; other than those of HS 60063310	171.035	262.981	823.412	1.443.979
60063410	Knitted or crocheted fabrics, other than those of headings 6001 to 6005; of synthetic fibres; elastic (combined with rubber threads); printed	16.328	24.435	135.850	202.832
60063490	Knitted or crocheted fabrics, other than of headings 6001 to 6005; of synthetic fibres; printed; other than those of HS 60063410	139.440	1.131.253	1.177.984	6.393.507
60064110	Knitted or crocheted fabrics, other than those of headings 6001 to 6005; of artificial fibres; elastic (combined with rubber threads); unbleached or bleached	101.928	179.858	610.341	1.076.202
60064190	Knitted or crocheted fabrics, other than those of headings 6001 to 6005; of artificial fibres; other than elastic (combined with rubber threads); unbleached or bleached	214.182	470.877	1.395.040	3.115.541
60064210	Knitted or crocheted fabrics, other than those of headings 6001 to 6005; of artificial fibres; elastic (combined with rubber threads); dyed	15.849	23.297	99.540	160.352
60064290	Knitted or crocheted fabrics, other than those of headings 6001 to 6005; of artificial fibres; other than elastic (combined with rubber threads); dyed	53.122	215.406	354.151	1.653.104
60064310	Knitted or crocheted fabrics, other than those of headings 6001 to 6005; of artificial fibres; elastic (combined with rubber threads); of yarn of different colours	11.769	70.444	197.637	971.208
60064390	Knitted or crocheted fabrics, other than those of headings 6001 to 6005; of artificial fibres; other than elastic (combined with rubber threads); of yarn of different colours	14.073	20.297	126.284	250.018
60064410	Knitted or crocheted fabrics, other than those of headings 6001 to 6005; of artificial fibres; elastic (combined with rubber threads); printed	176	2.099	1.896	37.055
60064490	Knitted or crocheted fabrics, other than those of headings 6001 to 6005; of artificial fibres; other than elastic (combined with rubber threads); printed	13.264	79.234	260.386	1.393.131
60069000	Knitted or crocheted fabrics, other than those of headings 6001 to 6005; other than of wool or animal hair or of cotton or of synthetic fibres or of artificial fibres	738.412	3.045.812	5.911.447	21.852.263

Tabel-tabel

Lanjutan Tabel 2.5

H S	Uraian Komoditi	Berat Bersih (kg)		Nilai CIF (US\$)	
		Maret 2024	Jan-Mar 2024	Maret 2024	Jan-Mar 2024
(1)	(2)	(3)	(4)	(5)	(6)
61012000	Men's or boys' overcoats, car-coats, capes, cloaks, anoraks (including ski-jackets), wind-cheaters, wind-jackets and similar articles, knitted or crocheted, other than those of heading 6103; of cotton	3.924	10.341	156.187	440.161
61013000	Men's or boys' overcoats, car-coats, capes, cloaks, anoraks (incl ski-jackets), wind-cheaters, wind-jackets and similar articles, knitted /crocheted, oth than those of heading 6103; of man-made fibres	3.222	12.686	135.813	474.880
61019000	Men's or boys' overcoats, car-coats, capes, cloaks, anoraks(incl ski-jackets), wind-cheaters, wind-jackets&similar articles, knitted/crocheted,oth than those of heading 6103;of other textile materials	191	812	9.778	46.861
61021000	Women's or girls' overcoats, car-coats, capes, cloaks, anoraks(incl ski-jackets), wind-cheaters, wind-jackets&similar articles,knitted/crocheted,oth than those of heading 6104;of wool/fine animal hair	22	108	12.323	24.957
61022000	Women's or girls' overcoats, car-coats, capes, cloaks, anoraks (incl ski-jackets), wind-cheaters, wind-jackets and similar articles, knitted or crocheted, oth than those of heading 6104; of cotton	2.412	8.677	63.866	255.937
61023000	Women's or girls' overcoats, car-coats, capes, cloaks, anoraks(incl ski-jackets), wind-cheaters, wind-jackets & similar articles, knitted/crocheted,oth than those of heading 6104; of man-made fibres	2.939	10.575	127.141	440.357
61029000	Women's or girls' overcoats, car-coats, capes, cloaks, anoraks(incl ski-jackets), wind-cheaters, wind-jackets&similar articles,knitted/crocheted,oth than those of heading 6104;of oth textile materials	349	1.422	6.351	34.008
61031000	Men's or boys' suits, knitted or crocheted	62	486	7.971	117.271
61032200	Men's or boys' ensembles, knitted or crocheted; of cotton	104	1.552	2.485	12.080
61032300	Men's or boys' ensembles, knitted or crocheted; of synthetic fibres	9	136	280	4.761
61032900	Men's or boys' ensembles, knitted or crocheted; of other textile materials	16	59	215	792
61033100	Men's or boys' jackets and blazers, knitted or crocheted; of wool or fine animal hair	17	208	2.953	68.167
61033200	Men's or boys' jackets and blazers, knitted or crocheted; of cotton	904	1.110	42.340	64.828
61033300	Men's or boys' jackets and blazers, knitted or crocheted; of cotton	258	684	17.555	88.302
61033910	Men's or boys' jackets and blazers, knitted or crocheted; of other textile materials; ramie, linen or silk	30	32	52	152
61033990	Men's or boys' jackets and blazers, knitted or crocheted; of other textile materials; other than of ramie, linen or silk	259	1.373	9.936	39.907
61034100	Men's or boys' trousers, bib and brace overalls, breeches and shorts (other than swimwear), knitted or crocheted; of wool or fine animal hair	6	111	2.686	32.240
61034200	Men's or boys' trousers, bib and brace overalls, breeches and shorts (other than swimwear), knitted or crocheted; of cotton	9.985	30.490	373.544	958.422
61034300	Men's or boys' trousers, bib and brace overalls, breeches and shorts (other than swimwear), knitted or crocheted; of synthetic fibres	17.211	32.500	700.722	1.303.448
61034900	Men's or boys' trousers, bib and brace overalls, breeches and shorts (other than swimwear), knitted or crocheted; of other textile materials	2.779	13.439	10.362	56.204
61041300	Women's or girls' suits, knitted or crocheted; of synthetic fibres	250	256	12.578	12.714
61041920	Women's or girls' suits, knitted or crocheted; of other textile materials; of cotton	1	6	2	13
61041990	Women's or girls' suits, knitted or crocheted; of other textile materials; other than of cotton	557	1.832	4.929	23.663
61042200	Women's or girls' ensembles, knitted or crocheted; of cotton	201	389	10.953	19.035
61042300	Women's or girls' ensembles, knitted or crocheted; of synthetic fibres	53	351	1.112	13.118
61042900	Women's or girls' ensembles, knitted or crocheted; of other textile materials	13.404	13.446	122.151	123.249
61043100	Women's or girls' jackets and blazers, knitted or crocheted; of wool or fine animal hair	35	355	13.633	64.797
61043200	Women's or girls' jackets and blazers, knitted or crocheted; of cotton	2.689	14.729	140.247	444.811

Lanjutan Tabel 2.5

H S	Uraian Komoditi	Berat Bersih (kg)		Nilai CIF (US\$)	
		Maret 2024	Jan–Mar 2024	Maret 2024	Jan–Mar 2024
(1)	(2)	(3)	(4)	(5)	(6)
61043300	Women's or girls' jackets and blazers, knitted or crocheted; of synthetic fibres	2.215	12.759	32.821	94.825
61043900	Women's or girls' jackets and blazers, knitted or crocheted; of other textile materials	214	362	22.610	37.536
61044100	Women's or girls' dresses, knitted or crocheted; of wool or fine animal hair	32	193	13.633	51.708
61044200	Women's or girls' dresses, knitted or crocheted; of cotton	8.239	17.440	279.567	586.772
61044300	Women's or girls' dresses, knitted or crocheted; of synthetic fibres	13.171	28.666	432.117	897.583
61044400	Women's or girls' dresses, knitted or crocheted; of artificial fibres	824	4.018	70.872	222.778
61044900	Women's or girls' dresses, knitted or crocheted; of other textile materials	359	939	45.469	82.857
61045100	Women's or girls' skirts and divided skirts, knitted or crocheted; of wool or fine animal hair	42	49	2.494	5.203
61045200	Women's or girls' skirts and divided skirts, knitted or crocheted; of cotton	349	1.314	29.321	70.957
61045300	Women's or girls' skirts and divided skirts, knitted or crocheted; of synthetic fibres	1.428	6.117	63.861	229.134
61045900	Women's or girls' skirts and divided skirts, knitted or crocheted; of other textile materials	292	1.004	22.439	58.767
61046100	Women's or girls' trousers, bib and brace overalls, breeches and shorts (other than swimwear), knitted or crocheted; of wool or fine animal hair	39	86	18.970	30.770
61046200	Women's or girls' trousers, bib and brace overalls, breeches and shorts (other than swimwear), knitted or crocheted; of cotton	29.062	52.966	665.599	1.239.706
61046300	Women's or girls' trousers, bib and brace overalls, breeches and shorts (other than swimwear), knitted or crocheted; of synthetic fibres	22.974	39.029	772.165	1.357.343
61046900	Women's or girls' trousers, bib and brace overalls, breeches and shorts (other than swimwear), knitted or crocheted; of other textile materials	2.822	6.913	105.936	243.669
61051000	Men's or boys' shirts, knitted or crocheted; of cotton	25.927	49.875	934.686	2.129.967
61052010	Men's or boys' shirts, knitted or crocheted; of man-made fibres; of synthetic fibres	8.599	43.496	465.946	922.706
61052020	Men's or boys' shirts, knitted or crocheted; of man-made fibres; of artificial fibres	163	248	9.164	11.339
61059000	Men's or boys' shirts, knitted or crocheted; of other textile materials	4.713	22.747	74.883	219.326
61061000	Women's or girls' blouses, shirts and shirt-blouses, knitted or crocheted; of cotton	28.002	539.617	308.803	1.319.862
61062000	Women's or girls' blouses, shirts and shirt-blouses, knitted or crocheted; of man-made fibres	2.986	21.255	156.548	363.213
61069000	Women's or girls' blouses, shirts and shirt-blouses, knitted or crocheted; of other textile materials	25.121	133.288	202.127	515.273
61071100	Men's or boys' underpants and briefs, knitted or crocheted; of cotton	11.672	51.720	286.494	735.670
61071200	Men's or boys' underpants and briefs, knitted or crocheted; of man-made fibres	19.512	244.968	175.957	787.212
61071900	Men's or boys' underpants and briefs, knitted or crocheted; of other textile materials	25.534	328.502	87.004	494.227
61072100	Men's or boys' nightshirts and pyjamas, knitted or crocheted; of cotton	279	1.463	6.685	44.691
61072200	Men's or boys' nightshirts and pyjamas, knitted or crocheted; of man-made fibres	15	12.157	63.434	152.781
61072900	Men's or boys' nightshirts and pyjamas, knitted or crocheted; of other textile materials	580	1.403	25.728	29.880
61079100	Men's or boys' bathrobes, dressing gowns and similar articles, knitted or crocheted; of cotton	–	434	–	3.419
61079900	Men's or boys' bathrobes, dressing gowns and similar articles, knitted or crocheted; of other textile materials	14	172	168	2.882
61081100	Women's or girls' slips and petticoats, knitted or crocheted; of man-made fibres	115	397	3.237	11.608
61081920	Women's or girls' slips and petticoats, knitted or crocheted; of other textile materials; of wool or fine animal hair	6	16	165	485

Tabel-tabel

Lanjutan Tabel 2.5

H S	Uraian Komoditi	Berat Bersih (kg)		Nilai CIF (US\$)	
		Maret 2024	Jan–Mar 2024	Maret 2024	Jan–Mar 2024
(1)	(2)	(3)	(4)	(5)	(6)
61081930	Women's or girls' slips and petticoats, knitted or crocheted; of other textile materials; of cotton	–	139	–	28
61081990	Women's or girls' slips and petticoats, knitted or crocheted; of other textile materials; other than of wool or fine animal hair, of cotton and of silk	333	17.673	249	13.194
61082100	Women's or girls' briefs and panties, knitted or crocheted; of cotton	49.000	296.186	562.317	1.101.739
61082200	Women's or girls' briefs and panties, knitted or crocheted; of man-made fibres	114.030	271.063	1.401.660	1.985.217
61082900	Women's or girls' briefs and panties, knitted or crocheted; of other textile materials	33.727	349.142	84.070	749.271
61083100	Women's or girls' nightdresses and pyjamas, knitted or crocheted; of cotton	4.106	5.826	64.430	117.500
61083200	Women's or girls' nightdresses and pyjamas, knitted or crocheted; of man-made fibres	9.219	9.584	158.219	171.383
61083900	Women's or girls' nightdresses and pyjamas, knitted or crocheted; of other textile materials	92	118	363	752
61089100	Women's or girls' negligees, bathrobes, dressing gowns and similar articles, knitted or crocheted; of cotton	462	596	6.599	9.714
61089200	Women's or girls' negligees, bathrobes, dressing gowns and similar articles, knitted or crocheted; of man-made fibres	71	10.764	3.242	8.820
61089900	Women's or girls' negligees, bathrobes, dressing gowns and similar articles, knitted or crocheted; of other textile materials	30	11.349	558	10.852
61091010	T-shirts, singlets and other vests, knitted or crocheted; of cotton; for men or boys	64.319	472.398	2.461.523	6.750.094
61091020	T-shirts, singlets and other vests, knitted or crocheted; of cotton; for women or girls	68.619	237.862	2.128.023	4.161.923
61099010	T-shirts, singlets and other vests, knitted or crocheted; of other textile materials; for men or boys, of ramie, linen or silk	321	15.553	15.137	28.342
61099020	T-shirts, singlets and other vests, knitted or crocheted; of other textile materials; for men or boys, of other textile materials	12.092	33.345	559.742	1.508.194
61099030	T-shirts, singlets and other vests, knitted or crocheted; of other textile materials; for women or girls	17.376	82.308	447.445	1.382.818
61101100	Jerseys, pullovers, cardigans, waistcoats and similar articles, knitted or crocheted; of wool	534	7.941	134.804	297.740
61101200	Jerseys, pullovers, cardigans, waistcoats and similar articles, knitted or crocheted; of cashmere (cashmere) goats	158	323	103.401	191.326
61101900	Jerseys, pullovers, cardigans, waistcoats and similar articles, knitted or crocheted; other than of wool and of cashmere (cashmere) goats	310	437	38.917	41.792
61102000	Jerseys, pullovers, cardigans, waistcoats and similar articles, knitted or crocheted; of cotton	67.762	149.153	2.223.976	5.025.931
61103000	Jerseys, pullovers, cardigans, waistcoats and similar articles, knitted or crocheted; of man-made fibres	38.291	124.982	1.020.432	2.992.300
61109000	Jerseys, pullovers, cardigans, waistcoats and similar articles, knitted or crocheted; of other textile materials	1.454	4.028	229.034	422.474
61112000	Babies' garments and clothing accessories, knitted or crocheted; of cotton	16.519	31.972	527.602	987.533
61113000	Babies' garments and clothing accessories, knitted or crocheted; of synthetic fibres	1.678	2.052	70.746	84.069
61119010	Babies' garments and clothing accessories, knitted or crocheted; of other textile materials; of wool or fine animal hair	44	48	2.458	2.536
61119090	Babies' garments and clothing accessories, knitted or crocheted; of other textile materials; other than of wool or fine animal hair	159	554	2.806	10.756
61121100	Track suits, knitted or crocheted; of cotton	191	510	5.087	22.526
61121200	Track suits, knitted or crocheted; of synthetic	675	703	28.211	29.286
61121900	Track suits, knitted or crocheted; of other textile materials	9	75	257	2.316
61122000	Ski suits, knitted or crocheted	1	1	6	6
61123100	Men's or boys' swimwear, knitted or crocheted; of synthetic fibres	1.586	5.066	42.886	218.344
61123900	Men's or boys' swimwear, knitted or crocheted; of other textile materials	23	35	480	665
61124110	Women's or girls' swimwear; mastectomy swimwear (post breast surgery swimwear); of synthetic fibres	68	207	3.070	9.627
61124190	Women's or girls' swimwear; other than mastectomy swimwear (post breast surgery swimwear); of synthetic fibres	4.411	10.936	147.568	453.866

Lanjutan Tabel 2.5

H S	Uraian Komoditi	Berat Bersih (kg)		Nilai CIF (US\$)	
		Maret 2024	Jan–Mar 2024	Maret 2024	Jan–Mar 2024
(1)	(2)	(3)	(4)	(5)	(6)
61124910	Women's or girls' swimwear; mastectomy swimwear (post breast surgery swimwear); of other textile materials	15	52	307	1.175
61124990	Women's or girls' swimwear; other than mastectomy swimwear (post breast surgery swimwear); of other textile materials	13	140	426	2.481
61130010	Divers' suits (wetsuits), made up of knitted or crocheted fabrics of heading 5903, 5906 or 5907	172	303	7.813	10.192
61130040	Other protective work garments, made up of knitted or crocheted fabrics of heading 5903, 5906 or 5907	–	2.191	–	11.493
61130090	Garments, made up of knitted or crocheted fabrics of heading 5903, 5906 or 5907; other than divers' suits (wetsuits) or garments used for protection from fire or other protective work garments	219	704	6.467	22.147
61142000	Other garments, knitted or crocheted; of cotton	1.581	14.365	61.945	239.416
61143020	Garments used for protection from fire, knitted or crocheted; of man made fibres	52	201	1.177	3.071
61143090	Other garments, knitted or crocheted; of man-made fibres; other than used for protection from fire	15.740	33.059	180.436	410.262
61149010	Other garments, knitted or crocheted; of wool or fine animal hair	3	19	60	454
61149090	Other garments, knitted or crocheted; of other textile materials (other than of wool or fine animal hair)	238	12.915	7.864	69.107
61151010	Stockings for varicose veins, knitted or crocheted; of synthetic fibres	2	11	42	324
61151090	Graduated compression hosiery, knitted or crocheted; other than stockings for varicose veins, of synthetic fibres	914	36.534	19.715	91.947
61152100	Panty hose and tights, knitted or crocheted of synthetic fibres, measuring per single yarn less than 67 decitex; other than graduated compression hosiery	234	399	223	5.224
61152200	Panty hose and tights, knitted or crocheted; of synthetic fibres, measuring per single yarn 67 decitex or more; other than graduated compression hosiery	1.657	11.495	32.842	226.184
61152910	Other panty hose and tights, knitted or crocheted; of cotton	58	7.247	2.673	19.227
61152990	Other panty hose and tights, knitted or crocheted; of other textile materials (other than of cotton)	614	25.865	13.363	51.647
61153010	Women's full-length or knee-length hosiery, measuring per single yarn less than 67 decitex, knitted or crocheted of cotton; other than graduated compression hosiery	1	1	8	8
61153090	Women's full-length or knee-length hosiery, measuring per single yarn less than 67 decitex, knitted or crocheted, other than of cotton; other than graduated compression hosiery	15	39	46	458
61159400	Footwear without applied soles, knitted or crocheted; of wool or fine animal hair	95	228	1.976	5.258
61159500	Footwear without applied soles, knitted or crocheted; of cotton	25.144	115.600	474.314	1.486.270
61159600	Footwear without applied soles, knitted or crocheted; of synthetic fibres	25.495	167.032	502.357	1.465.301
61159900	Footwear without applied soles, knitted or crocheted; of other textile materials (other than of wool or fine animal hair, cotton and synthetic fibres)	3.245	97.366	15.045	181.144
61161010	Drivers' gloves, knitted or crocheted; impregnated, coated, covered or laminated with plastics or rubber	–	185	–	1.675
61161090	Gloves, mittens and mitts, knitted or crocheted; impregnated, coated, covered or laminated with plastics or rubber; other than drivers' gloves	57.113	80.210	418.769	575.071
61169100	Gloves, mittens and mitts, knitted or crocheted; other than impregnated, coated, covered or laminated with plastics or rubber; of wool or fine animal hair	2	14	226	1.332
61169200	Gloves, mittens and mitts, knitted or crocheted; other than impregnated, coated, covered or laminated with plastics or rubber; of cotton	19.273	38.904	35.796	73.779
61169300	Gloves, mittens and mitts, knitted or crocheted; other than impregnated, coated, covered or laminated with plastics or rubber; of synthetic fibres	5.363	21.494	63.044	150.748
61169900	Gloves, mittens & mitts, knitted/crocheted; oth than impregnated, coated, covered/laminated with plastics/rubber; of oth textile materials (oth than of wool/fine animal hair, cotton&synthetic fibres)	102	43.067	533	73.013

Tabel-tabel

Lanjutan Tabel 2.5

H S	Uraian Komoditi	Berat Bersih (kg)		Nilai CIF (US\$)	
		Maret 2024	Jan–Mar 2024	Maret 2024	Jan–Mar 2024
(1)	(2)	(3)	(4)	(5)	(6)
61171010	Shawls, scarves, mufflers, mantillas, veils and the like, knitted or crocheted; of cotton	1.859	8.877	12.915	69.122
61171090	Shawls, scarves, mufflers, mantillas, veils and the like, knitted or crocheted; of other than cotton	6.732	14.331	147.330	281.320
61178011	Ties, bow ties and cravats, knitted or crocheted; of wool or fine animal hair	–	2	–	81
61178019	Ties, bow ties and cravats, knitted or crocheted; of other than wool or fine animal hair	18	230	505	4.117
61178020	Wrist bands, knee bands or ankle bands, knitted or crocheted	1.432	5.329	12.969	41.285
61178090	Other made up clothing accessories, knitted or crocheted; other than shawls, scarves, mufflers, mantillas, veils and the like, ties, bow ties and cravats, wrist bands, knee bands or ankle bands	18.714	58.934	324.760	832.550
61179000	Knitted or crocheted parts of garments or of clothing accessories	165.436	367.773	1.792.837	3.793.928
62012010	Men's or boys' overcoats, raincoats, car-coats, cloaks, capes, ponchos, three-quarter coats, greatcoats, hooded capes & similar articles, other than those of heading 6203; of wool or fine animal hair	12.787	40.328	126.585	266.397
62012090	Men's or boys' anoraks (including ski-jackets), wind-cheaters, wind-jackets and similar articles, other than those of heading 6203; of wool or fine animal hair	118	1.557	17.302	34.206
62013010	Men's or boys' overcoats, raincoats, car-coats, cloaks, capes, ponchos, three-quarter coats, greatcoats, hooded capes and similar articles, other than those of heading 6203; of cotton	52	145	6.020	15.714
62013090	Men's or boys' anoraks (including ski-jackets), wind-cheaters, wind-jackets and similar articles, other than those of heading 6203; of cotton	3.576	7.926	192.291	381.675
62014010	Men's or boys' overcoats, raincoats, car-coats, cloaks, capes, ponchos, three-quarter coats, greatcoats, hooded capes and similar articles, other than those of heading 6203; of man-made fibres	7.904	9.200	398.511	482.416
62014090	Men's or boys' anoraks (including ski-jackets), wind-cheaters, wind-jackets and similar articles, other than those of heading 6203; of man-made fibres	9.713	29.515	518.902	1.290.776
62019011	Men's or boys' overcoats, raincoats, car-coats, cloaks, capes, ponchos, three-quarter coats, greatcoats, hooded capes and similar articles, other than those of heading 6203; of silk	–	2	–	36
62019019	Men's or boys' anoraks (including ski-jackets), wind-cheaters, wind-jackets and similar articles, other than those of heading 6203; of silk	17	26	2.017	2.557
62019021	Men's or boys' overcoats, raincoats, car-coats, cloaks, capes, ponchos, three-quarter coats, greatcoats, hooded capes and similar articles, other than those of heading 6203; of ramie	–	27	–	770
62019029	Men's or boys' anoraks (including ski-jackets), wind-cheaters, wind-jackets and similar articles, other than those of heading 6203, of ramie	–	263	–	472
62019090	Men's/boys' overcoats, car-coats, capes, cloaks, anoraks (including ski-jackets), wind-cheaters, wind-jackets and similar articles, other than those of heading 6203; of other textile material (other than of silk & ramie)	604	2.408	32.626	75.318
62022010	Women's or girls' overcoats, raincoats, car-coats, cloaks, capes, ponchos, three-quarter coats, greatcoats, hooded capes & similar articles, other than those of heading 6204; of wool/fine animal hair	219	991	63.568	103.990
62022090	Women's or girls' anoraks (including ski-jackets), wind-cheaters, wind-jackets and similar articles, other than those of heading 6204; of wool or fine animal hair	26	268	7.353	26.421
62023010	Women's or girls' overcoats, raincoats, car-coats, cloaks, capes, ponchos, three-quarter coats, greatcoats, hooded capes and similar articles, other than those of heading 6204; of cotton	906	6.245	46.374	140.187
62023090	Women's or girls' anoraks (including ski-jackets), wind-cheaters, wind-jackets and similar articles, other than those of heading 6204; of cotton	3.771	8.197	154.307	342.118
62024010	Women's or girls' overcoats, raincoats, car-coats, cloaks, capes, ponchos, three-quarter coats, greatcoats, hooded capes and similar articles, other than those of heading 6204; of man-made fibres	3.000	5.510	209.024	324.220



Lanjutan Tabel 2.5

H S	Uraian Komoditi	Berat Bersih (kg)		Nilai CIF (US\$)	
		Maret 2024	Jan-Mar 2024	Maret 2024	Jan-Mar 2024
(1)	(2)	(3)	(4)	(5)	(6)
62024090	Women's or girls' anoraks (including ski-jackets), wind-cheaters, wind-jackets and similar articles, other than those of heading 6204; of man-made fibres	4.891	16.656	304.672	910.705
62029010	Women's or girls' overcoats, car-coats, capes, cloaks, anoraks (including ski-jackets), wind-cheaters, wind-jackets and similar articles, other than those of heading 6204; of silk	10	17	10.684	14.733
62029020	Women's or girls' overcoats, car-coats, capes, cloaks, anoraks (including ski-jackets), wind-cheaters, wind-jackets and similar articles, other than those of heading 6204; of ramie	1	1	31	31
62029090	Women's/girls' overcoats,car-coats,capes,cloaks,anoraks(incl ski-jackets),wind-cheaters,wind-jackets&similar articles, oth than those of heading 6204;of oth textile materials (oth than of silk&ramie)	357	777	24.473	35.582
62031100	Men's or boys' suits; of wool or fine animal hair	17	846	12.703	119.965
62031200	Men's or boys' suits; of synthetic fibres	35	72	552	3.195
62031919	Men's or boys' suits; of cotton; other than printed by traditional batik process	17	67	140	980
62031929	Men's or boys' suits; of silk; other than printed by traditional batik process	27	42	473	1.650
62031990	Men's or boys' suits; of other textile materials (other than of cotton and silk)	51	150	1.719	4.837
62032290	Men's or boys' ensembles; of cotton; other than printed by traditional batik process	103	127	1.064	1.946
62032300	Men's or boys' ensembles; of synthetic fibres	77	110	1.244	1.717
62032910	Men's or boys' ensembles; of wool or fine animal hair	6	6	1.194	1.194
62032990	Men's or boys' ensembles; of other textile materials (other than of wool or fine animal hair)	26	111	1.042	3.497
62033100	Men's or boys' jackets and blazers; of wool or fine animal hair	153	1.115	15.601	146.457
62033210	Men's or boys' jackets and blazers; of cotton; printed by traditional batik process	4	12	27	55
62033290	Men's or boys' jackets and blazers; of cotton; other than printed by traditional batik process	2.260	4.005	94.497	163.323
62033300	Men's or boys' jackets and blazers; of synthetic fibres	3.106	15.743	94.689	515.853
62033900	Men's or boys' jackets and blazers; of other textile materials (other than of wool or fine animal hair, cotto and synthetic fibres)	668	2.134	35.911	108.686
62034100	Men's or boys' trousers, bib and brace overalls, breeches and shorts (other than swimwear); of wool or fine animal hair	136	493	8.158	56.185
62034210	Men's or boys' bib and brace overalls; of cotton	593	689	2.327	5.015
62034290	Men's or boys' trousers, breeches and shorts (other than swimwear); of cotton	131.361	229.863	3.457.645	5.909.850
62034300	Men's or boys' trousers, bib and brace overalls, breeches and shorts (other than swimwear); of synthetic fibres	24.324	49.109	1.005.898	2.086.616
62034910	Men's or boys' trousers, bib and brace overalls, breeches and shorts (other than swimwear); of silk	24	28	38	70
62034990	Men's or boys' trousers, bib and brace overalls, breeches and shorts (other than swimwear); of other textile materials (other than of silk)	5.148	21.110	151.668	436.055
62041100	Women's or girls' suits; of wool or fine animal hair	–	35	–	984
62041290	Women's or girls' suits; of cotton; other than printed by traditional batik process	43	273	596	2.535
62041300	Women's or girls' suits; of synthetic fibres	34	80	240	846
62041990	Women's or girls' suits; of other textile materials (other than of silk)	129	399	1.614	5.404
62042210	Women's or girls' ensembles; of cotton; printed by traditional batik process	5	7	45	87
62042290	Women's or girls' ensembles; of cotton; other than printed by traditional batik process	131	253	778	4.130
62042300	Women's or girls' ensembles; of synthetic fibres	469	729	10.413	16.609
62042910	Women's or girls' ensembles; of silk	–	9	–	30
62042990	Women's or girls' ensembles; of other textile materials (other than of silk)	39	192	766	2.203
62043100	Women's or girls' jackets and blazers; of wool or fine animal hair	119	414	79.362	126.847
62043290	Women's or girls' jackets and blazers; of cotton; other than printed by traditional batik process	2.840	6.894	227.529	456.239
62043300	Women's or girls' jackets and blazers; of synthetic fibres	9.660	22.123	310.495	822.463

Tabel-tabel

Lanjutan Tabel 2.5

H S	Uraian Komoditi	Berat Bersih (kg)		Nilai CIF (US\$)	
		Maret 2024	Jan–Mar 2024	Maret 2024	Jan–Mar 2024
(1)	(2)	(3)	(4)	(5)	(6)
62043919	Women's or girls' jackets and blazers; of silk; other than printed by traditional batik process	395	627	23.551	43.342
62043990	Women's or girls' jackets and blazers; of other textile materials (other than of silk)	2.857	4.178	138.554	208.085
62044100	Women's or girls' dresses; of wool or fine animal hair	133	255	58.359	71.105
62044210	Women's or girls' dresses; of cotton; printed by traditional batik process	10	11	102	117
62044290	Women's or girls' dresses; of cotton; other than printed by traditional batik process	9.723	23.636	378.347	899.482
62044300	Women's or girls' dresses; of synthetic fibres	11.301	26.291	398.524	985.908
62044400	Women's or girls' dresses; of artificial fibres	11.031	21.266	307.801	650.063
62044910	Women's or girls' dresses; of other textile materials (other than of wool or fine animal hair, cotton, synthetic fibres and artificial fibres); printed by traditional batik process	14	54	1.406	4.179
62044990	Women's or girls' dresses; of other textile materials (other than of wool or fine animal hair, cotton, synthetic fibres and artificial fibres); other than printed by traditional batik process	5.759	17.875	207.334	391.170
62045100	Women's or girls' skirts and divided skirts; of wool or fine animal hair	38	440	10.188	58.188
62045210	Women's or girls' skirts and divided skirts; of cotton; printed by traditional batik process	–	4	–	128
62045290	Women's or girls' skirts and divided skirts; of cotton; other than printed by traditional batik process	15.587	38.806	593.712	1.537.004
62045300	Women's or girls' skirts and divided skirts; of synthetic fibres	7.465	28.172	305.851	1.186.136
62045910	Women's or girls' skirts and divided skirts; of other textile material (other than of wool or fine animal hair, cotton and synthetic fibres); printed by traditional batik process	3	31	79	724
62045990	Women's or girls' skirts and divided skirts; of other textile material (other than of wool or fine animal hair, cotton and synthetic fibres); other than printed by traditional batik process	2.740	6.306	138.420	302.765
62046100	Women's or girls' trousers, bib and brace overalls, breeches and shorts (other than swimwear); of wool or fine animal hair	105	695	25.631	72.320
62046200	Women's or girls' trousers, bib and brace overalls, breeches and shorts (other than swimwear); of cotton	73.069	147.752	1.957.492	4.222.521
62046300	Women's or girls' trousers, bib and brace overalls, breeches and shorts (other than swimwear); of synthetic fibres	21.816	59.920	757.596	2.153.367
62046900	Women's or girls' trousers, bib and brace overalls, breeches and shorts (other than swimwear); of other textile materials (other than of wool or fine animal hair, cotton and synthetic fibres)	24.952	40.243	838.408	1.392.088
62052010	Men's or boys' shirts; of cotton; printed by traditional batik process	102	127	89	343
62052020	Men's or boys' shirts; of cotton; barong tagalog	14	44	1.799	2.824
62052090	Men's or boys' shirts; of cotton; other than printed by traditional batik process or barong tagalog	32.531	76.734	1.343.338	3.065.888
62053010	Men's or boys' shirts; of man-made fibres; barong tagalog	1	9	131	323
62053090	Men's or boys' shirts; of man-made fibres; other than barong tagalog	5.972	76.191	221.434	609.576
62059010	Men's or boys' shirts; of wool or fine animal hair	18	38	602	6.013
62059091	Men's or boys' shirts; of other textile materials (other than of wool or fine animal hair); printed by traditional batik process	3	3	43	43
62059092	Men's or boys' shirts; of other textile materials (other than of wool or fine animal hair); barong tagalog	–	2	–	16
62059099	Men's or boys' shirts; of other textile materials (other than of wool or fine animal hair); other than printed by traditional batik process or barong tagalog	5.938	20.792	228.594	690.016
62061010	Women's or girls' blouses, shirts and shirt-blouses; of silk or silk waste; printed by traditional batik process	5	5	35	35
62061090	Women's or girls' blouses, shirts and shirt-blouses; of silk or silk waste; other than printed by traditional batik process	131	309	73.841	105.674
62062000	Women's or girls' blouses, shirts and shirt-blouses; of wool or fine animal hair	16	152	10.327	18.105
62063010	Women's or girls' blouses, shirts and shirt-blouses; of cotton; printed by traditional batik process	8	9	42	1.210

Lanjutan Tabel 2.5

H S	Uraian Komoditi	Berat Bersih (kg)		Nilai CIF (US\$)	
		Maret 2024	Jan–Mar 2024	Maret 2024	Jan–Mar 2024
(1)	(2)	(3)	(4)	(5)	(6)
62063090	Women's or girls' blouses, shirts and shirt-blouses; of cotton; other than printed by traditional batik process	16.090	41.222	658.744	1.594.598
62064000	Women's or girls' blouses, shirts and shirt-blouses; of man-made fibres	37.653	162.745	1.072.939	2.559.308
62069000	Women's or girls' blouses, shirts and shirt-blouses; of other textile materials (other than of silk or silk waste, wool or fine animal hair, cotton and man-made fibres)	5.545	15.242	199.865	565.790
62071100	Men's or boys' underpants and briefs; of cotton	176	1.856	4.781	36.326
62071900	Men's or boys' underpants and briefs; of other textile materials (other than of cotton)	118	582	15.198	17.842
62072110	Men's or boys' nightshirts and pyjamas; of cotton; printed by traditional batik process	–	1	–	25
62072190	Men's or boys' nightshirts and pyjamas; of cotton; other than printed by traditional batik process	14	463	117	14.004
62072200	Men's or boys' nightshirts and pyjamas; of man-made fibres	–	22	–	62
62072910	Men's or boys' nightshirts and pyjamas; of silk	1.057	2.782	6.243	15.938
62072990	Men's or boys' nightshirts and pyjamas; of other textile materials (other than of silk, cotton and man-made fibres)	22	121	278	615
62079100	Men's or boys' singlets and other vests, bathrobes, dressing gowns and similar articles; of cotton	36	1.856	1.064	3.366
62079910	Men's or boys' singlets and other vests, bathrobes, dressing gowns and similar articles; of man-made fibres	–	1	–	32
62079990	Men's or boys' singlets and other vests, bathrobes, dressing gowns and similar articles; of other textile materials (other than of cotton and man-made fibres)	72	25.102	366	3.961
62081100	Women's or girls' slips and petticoats; of man-made fibres	132	141	9.073	9.137
62081900	Women's or girls' slips and petticoats; of other textile materials (other than of man-made fibres)	278	990	14.740	19.216
62082190	Women's or girls' nightdresses and pyjamas; of cotton; other than printed by traditional batik process	73	447	3.993	16.886
62082200	Women's or girls' nightdresses and pyjamas; of man-made fibres	622	11.683	43.645	150.795
62082990	Women's or girls' nightdresses and pyjamas; of other textile materials (other than of cotton and man-made fibres); other than printed by traditional batik process	105	11.045	17.347	27.426
62089110	Women's or girls' singlets and other vests, briefs, panties, negligees, bathrobes, dressing gowns and similar articles; of cotton; printed by traditional batik process	–	1	–	2
62089190	Women's or girls' singlets and other vests, briefs, panties, negligees, bathrobes, dressing gowns and similar articles; of cotton; other than printed by traditional batik process	159	708	9.836	16.348
62089210	Women's or girls' singlets and other vests, briefs, panties, negligees, bathrobes, dressing gowns and similar articles; of man-made fibres; printed by traditional batik process	37	190	529	2.542
62089290	Women's or girls' singlets and other vests, briefs, panties, negligees, bathrobes, dressing gowns and similar articles; of man-made fibres; other than printed by traditional batik process	306	689	24.823	49.183
62089910	Women's or girls' singlets and other vests, briefs, panties, negligees, bathrobes, dressing gowns and similar articles; of wool or fine animal hair	56	56	1.757	1.757
62089990	Women's/girls' singlets and other vests, briefs, panties, negligees, bathrobes, dressing gowns & similar articles; of oth textile materials (oth than of cotton, man-made fibres, wool/fine animal hair)	386	14.657	16.840	23.399
62092030	Babies' t-shirts, shirts, pyjamas and similar articles; of cotton	209	916	2.875	20.851
62092040	Babies' suits, pants and similar articles; of cotton	754	14.188	30.331	79.320
62092090	Babies' garments and clothing accessories (other than t-shirts, shirts, pyjamas, suits, pants and similar articles); of cotton	6.467	7.025	222.893	233.101
62093010	Babies' suits, pants and similar articles; of synthetic fibres	346	1.058	18.827	43.673
62093030	Babies' t-shirts, shirts, pyjamas and similar articles; of synthetic fibres	51	124	1.539	3.836
62093040	Babies' clothing accessories; of synthetic fibres	1	83	10	3.135
62093090	Babies' garments (other than t-shirts, shirts, pyjamas, suits, pants and similar articles); of synthetic fibres	1.370	1.480	12.577	14.045

Tabel-tabel

Lanjutan Tabel 2.5

H S	Uraian Komoditi	Berat Bersih (kg)		Nilai CIF (US\$)	
		Maret 2024	Jan–Mar 2024	Maret 2024	Jan–Mar 2024
(1)	(2)	(3)	(4)	(5)	(6)
62099000	Babies' garments and clothing accessories; of other textile materials (other than of cotton and synthetic fibres)	1.590	3.403	24.341	38.045
62101011	Garments used for protection from chemical substances, radiation or fire; made up of fabrics of heading 5602, 5603	7.478	7.525	156.755	156.935
62101019	Protective work garments; other than used for protection from chemical substances, radiation or fire; made up of fabrics of heading 5602, 5603	260	343	770	2.423
62101090	Garments, other than protective work garments; made up of fabrics of heading 5602 or 5603	27	2.899	149	28.258
62102020	Garments used for protection from fire; of the type described in heading 6201	1	1	26	26
62102030	Garments used for protection from chemical substances or radiation; of the type described in heading 6201	–	7	–	1.197
62102040	Other protective work garments; other than used for protection from fire, chemical substances or radiation; of the type described in heading 6201	808	1.610	1.483	4.394
62102090	Garments; other than used for protection from fire, chemical substances, radiation or for protective work; of the type described in heading 6201	2.278	4.490	36.983	95.359
62103040	Other protective work garments, other than used for protection from fire or chemical substances or radiation; of the type described in heading 6202	6	21	186	628
62103090	Garments; other than used for protection from fire, chemical substances, radiation or for protective work; of the type described in heading 6202	323	3.794	8.433	58.693
62104010	Men's or boys' garments; used for protection from fire	1.895	1.902	17.818	18.274
62104020	Men's or boys' garments; used for protection from chemical substances or radiation	2	16	20	367
62104090	Men's or boys' garments, other than used for protection from fire or chemical substances or radiation	2.544	20.469	29.297	45.592
62105010	Women's or girls' garments; used for protection from fire	1	60	6	3.065
62105090	Women's or girls' garments, other than used for protection from fire or chemical substances or radiation	1.613	4.451	17.693	70.681
62111100	Men's or boys' swimwear	1.380	2.745	74.921	131.553
62111200	Women's or girls' swimwear	881	1.742	27.689	48.879
62112000	Ski suits	1	5	7	695
62113210	Men's or boys' garments for fencing or wrestling, of cotton	–	11	–	143
62113220	Men's or boys' pilgrimage robes (Ehram), of cotton	2	4	34	194
62113290	Men's or boys' garments of cotton, other than for fencing or wrestling or pilgrimage robes (ehram)	226	2.981	7.705	34.331
62113310	Men's or boys' garments for fencing or wrestling, of man-made fibres	2	2	15	15
62113320	Men's or boys' garments used for protection from fire, of man-made fibres	–	140	–	21.303
62113340	Men's or boys' pilgrimage robes (Ihram); of man-made fibres	14	14	155	155
62113390	Men's or boys' garments; other than for fencing or wrestling or used for protection from fire or chemical substances or radiation or pilgrimage robes (Ihram); of man-made fibres	36.877	82.433	488.056	887.278
62113910	Men's or boys' garments for fencing or wrestling; of other textile materials (other than of cotton and man-made fibres)	–	17	–	237
62113920	Men's or boys' garments used for protection from fire; of other textile materials (other than of cotton and man-made fibres)	219	4.908	328	69.721
62113940	Men's or boys' pilgrimage robes (Ihram); of other textile materials (other than of cotton and man-made fibres)	22.896	22.896	10.458	10.458
62113990	Men's or boys' garment, oth than pilgrimage robes (Ihram)/for fencing/wrestling/used for protection from fire/chemical substances/radiation; of oth textile material (oth than of cotton&man-made fibres)	10	370	371	11.580
62114210	Women's or girls' garments for fencing or wrestling; of cotton	1	1	138	138
62114220	Women's or girls' prayer cloaks; of cotton	56	461	648	1.527
62114230	Women's or girls' sarong of tubular type; of cotton	2	58	33	104
62114290	Women's or girls' garments, other than for fencing or wrestling or prayer cloaks or sarong of tubular type; of cotton	1.755	5.730	65.055	215.582

Lanjutan Tabel 2.5

H S	Uraian Komoditi	Berat Bersih (kg)		Nilai CIF (US\$)	
		Maret 2024	Jan–Mar 2024	Maret 2024	Jan–Mar 2024
(1)	(2)	(3)	(4)	(5)	(6)
62114310	Women's or girls' surgical gowns; of man-made fibres	10	19	458	876
62114320	Women's or girls' prayer cloaks; of man-made fibres	12	1.243	235	702
62114330	Women's or girls' anti-explosive protective suits; of man-made fibres	—	1	—	5
62114340	Women's or girls' garments for fencing or wrestling; of man-made fibres	1	1	20	20
62114360	Women's or girls' flyers' coveralls; of man-made fibres	—	82	—	9.000
62114390	Women's or girls' garments; of man-made fibres; other than those of HS 62114310 - 62114370	3.645	9.364	161.054	393.050
62114920	Women's or girls' garments used for protection from chemical substances, radiation or fire; of other textile materials (other than of cotton and man-made fibres)	—	13	—	10
62114939	Women's or girls' prayer cloaks; of other than wool or fine animal hair	3	11	46	412
62114950	Women's or girls' sarong of tubular type; of other textile materials (other than of cotton and man-made fibres)	4	68	91	131
62114960	Women's or girls' garments; of wool or fine animal hair	—	27	—	2.062
62114990	Women's or girls' garments; of other textile materials, other than those of HS 62114910 - 62114960	1.276	4.613	36.722	60.243
62121011	Mastectomy bra (post breast surgery bra) of cotton, whether or not knitted or crocheted	1	14	32	225
62121019	Brassieres of cotton, whether or not knitted or crocheted; other than mastectomy bra (post breast surgery bra)	20.240	356.051	227.752	917.769
62121091	Mastectomy bra (post breast surgery bra) of other textile materials (other than of cotton), whether or not knitted or crocheted	23	160	302	13.381
62121099	Brassieres of other textile materials (other than of cotton), whether or not knitted or crocheted; other than mastectomy bra (post breast surgery bra)	263.624	1.842.704	2.797.106	8.675.485
62122010	Girdles and panty-girdles, whether or not knitted or crocheted, of cotton	1	4	39	77
62122090	Girdles and panty-girdles, whether or not knitted or crocheted, of other textile materials (other than of cotton)	278	20.624	22.856	119.521
62123010	Corselettes, whether or not knitted or crocheted, of cotton	10	880	244	25.162
62123090	Corselettes, whether or not knitted or crocheted, of other textile materials (other than of cotton)	1.339	20.708	29.344	102.647
62129011	Compression garments of a kind used for the treatment of scar tissue and skin grafts, whether or not knitted or crocheted, of cotton	1.136	2.401	30.250	59.003
62129012	Athletic supporters, whether or not knitted or crocheted, of cotton	71	72	1.818	1.831
62129019	Braces, suspenders, garters and similar articles and parts thereof, whether or not knitted or crocheted, of cotton	18.589	81.857	250.545	1.589.628
62129092	Athletic supporters, whether or not knitted or crocheted, of other textile materials (other than of cotton)	8.716	8.992	230.758	234.875
62129099	Braces, suspenders, garters and similar articles and parts thereof, whether or not knitted or crocheted, of other textile materials (other than of cotton)	17.563	122.932	346.147	2.232.168
62132010	Handkerchiefs of cotton, printed by the traditional batik process	—	3	—	9
62132090	Handkerchiefs of cotton, other than printed by the traditional batik process	33	131	685	1.728
62139011	Handkerchiefs of silk or silk waste, printed by the traditional batik process	—	1	—	10
62139019	Handkerchiefs, of silk or silk waste, other than printed by the traditional batik process	7	18	627	1.864
62139099	Handkerchiefs, of other textile materials (other than of cotton or silk or silk waste), other than printed by the traditional batik process	67	175	1.847	2.697
62141010	Shawls, scarves, mufflers, mantillas, veils and the like; of silk or silk waste; printed by the traditional batik process	1	2	61	96
62141090	Shawls, scarves, mufflers, mantillas, veils and the like; of silk or silk waste; other than printed by the traditional batik process	4.344	9.191	134.864	290.869
62142000	Shawls, scarves, mufflers, mantillas, veils and the like; of wool or fine animal hair	99	3.457	47.372	220.078
62143010	Shawls, scarves, mufflers, mantillas, veils and the like; of synthetic fibres; printed by the traditional batik process	—	7	—	307
62143090	Shawls, scarves, mufflers, mantillas, veils and the like; of synthetic fibres; other than printed by the traditional batik process	393	1.133	14.791	33.757

Tabel-tabel

Lanjutan Tabel 2.5

H S	Uraian Komoditi	Berat Bersih (kg)		Nilai CIF (US\$)	
		Maret 2024	Jan–Mar 2024	Maret 2024	Jan–Mar 2024
(1)	(2)	(3)	(4)	(5)	(6)
62144090	Shawls, scarves, mufflers, mantillas, veils and the like; of artificial fibres; other than printed by the traditional batik process	36	108	3.195	6.188
62149010	Shawls, scarves, mufflers, mantillas, veils&the like; of oth textile materials (oth than silk/silk waste,wool/fine animal hair,synthetic/artificial fibres); printed by the traditional batik process	3	12	19	80
62149090	Shawls,scarves,mufflers,mantillas,veils&the like; of oth textile material (oth than silk/silk waste,wool/fine animal hair,synthetic/artificial fibres);oth than printed by the traditional batik process	251	563	13.548	29.119
62151010	Ties, bow ties and cravat; of silk or silk waste; printed by the traditional batik process	2	2	52	52
62151090	Ties, bow ties and cravat; of silk or silk waste; other than printed by the traditional batik process	173	349	35.872	64.238
62152010	Ties, bow ties and cravat; of man-made fibres; printed by the traditional batik process	–	1	–	143
62152090	Ties, bow ties and cravat; of man-made fibres; other than printed by the traditional batik process	6	87	101	2.182
62159090	Ties, bow ties and cravat; of other textile materials (other than of silk or silk waste and man-made fibres); other than printed by the traditional batik process	8	57	79	1.836
62160010	Protective work gloves, mittens and mitts	5.855	7.843	18.379	27.954
62160091	Gloves, mittens and mitts of wool or fine animal hair	–	2	–	20
62160092	Gloves, mittens and mitts of cotton	14	197	51	994
62160099	Gloves, mittens and mitts, of other textile materials (other than of wool or fine animal hair and cotton)	7.755	21.736	31.375	147.790
62171010	Judo belts	27	203	1.891	8.720
62171090	Other made up clothing accessories, other than those of heading 6212; other than judo belts	58.480	148.753	1.172.245	3.243.449
62179000	Parts of garments or of clothing accessories, other than those of heading 6212	11.392	83.250	283.955	1.932.628
63011000	Electric blankets	1	3.190	95	4.466
63012000	Blankets (other than electric blankets) and travelling rugs, of wool or of fine animal hair	15	9.753	5.084	42.450
63013010	Blankets (other than electric Blankets) and travelling rugs, of cotton; printed by traditional batik process	6	7	28	36
63013090	Blankets (other than electric Blankets) and travelling rugs, of cotton; other than printed by traditional batik process	72.859	85.613	12.185	39.785
63014010	Blankets (other than electric blankets) and travelling rugs, of synthetic fibres; of nonwoven fabrics	9	290	112	2.254
63014090	Blankets (other than electric blankets) and travelling rugs, of synthetic fibres; of other than nonwoven fabrics	45.685	3.466.042	56.240	4.210.427
63019010	Other blankets and travelling rugs; of nonwoven fabrics	131	22.668	1.194	8.109
63019090	Other blankets and travelling rugs; of other than nonwoven fabrics	2.663	50.801	29.494	80.954
63021000	Bed linen, knitted or crocheted	2.378	7.028	20.848	53.775
63022100	Bed linen of cotton, printed	54.983	80.192	61.701	144.589
63022210	Bed linen of nonwoven fabrics, printed	4	4	16	16
63022290	Bed linen of man-made fibres (other than of nonwoven fabrics), printed	118.794	649.704	641.910	3.060.695
63022900	Bed linen of other textile materials (other than of cotton and man-made fibres), printed	13	23.252	161	5.031
63023100	Bed linen of cotton, not knitted/crocheted or printed	1.493	81.447	24.919	710.708
63023290	Bed linen of man-made fibres (other than of nonwoven fabrics), not knitted/crocheted or printed	18.248	99.231	20.760	719.469
63023900	Bed linen of other textile materials (other than of cotton and man-made fibres), not knitted/crocheted or printed	68	9.531	729	7.522
63024000	Table linen, knitted or crocheted	79	84	504	647
63025110	Table linen of cotton, printed by traditional batik process; not knitted or crocheted	8	9	31	162
63025190	Table linen of cotton, other than printed by traditional batik process; not knitted or crocheted	958	3.588	10.619	35.748
63025300	Table linen of man-made fibres; not knitted or crocheted	483	62.052	5.841	320.473
63025910	Table linen of flax; not knitted or crocheted	8	144	185	1.924

Lanjutan Tabel 2.5

H S	Uraian Komoditi	Berat Bersih (kg)		Nilai CIF (US\$)	
		Maret 2024	Jan–Mar 2024	Maret 2024	Jan–Mar 2024
(1)	(2)	(3)	(4)	(5)	(6)
63025990	Table linen of other textile materials (other than of flax); not knitted or crocheted	–	24	–	766
63026000	Toilet linen and kitchen linen, of terry towelling or similar terry fabrics, of cotton	50.173	512.261	45.025	1.435.479
63029100	Toilet linen and kitchen linen, other than of terry towelling or similar terry fabrics, of cotton	25.843	227.836	10.446	443.109
63029300	Toilet linen and kitchen linen, other than of terry towelling or similar terry fabrics, of man-made fibres	221.444	2.549.244	241.733	3.039.951
63029910	Toilet linen and kitchen linen, other than of terry towelling or similar terry fabrics, of flax	40	87	132	350
63029990	Toilet linen and kitchen linen, other than of terry towelling or similar terry fabrics, of other textile materials (other than of flax)	8.154	78.974	3.409	135.287
63031200	Curtains (including drapes) and interior blinds; curtain or bed valances; knitted or crocheted; of synthetic fibres	148	9.386	1.470	48.691
63031910	Curtains (including drapes) and interior blinds; curtain or bed valances; knitted or crocheted; of cotton	–	5	–	18
63031990	Curtains (including drapes) and interior blinds; curtain or bed valances; knitted or crocheted; of other textile materials (other than of synthetic fibres and cotton)	42	1.337	544	918
63039100	Curtains (including drapes) and interior blinds; curtain or bed valances; not knitted or crocheted; of cotton	116	5.126	2.323	41.488
63039200	Curtains (including drapes) and interior blinds; curtain or bed valances; not knitted or crocheted; of synthetic fibres	1.322	122.996	58.532	898.421
63039900	Curtains (including drapes) and interior blinds; curtain or bed valances; not knitted or crocheted; of other textile materials (other than of cotton and synthetic fibres)	102	2.844	1.867	11.735
63041100	Bedspreads, excluding those of heading 9404; knitted or crocheted	9.306	22.517	57.868	130.486
63041910	Bedspreads, excluding those of heading 9404; not knitted or crocheted; of cotton	50	1.786	769	6.150
63041920	Bedspreads, excluding those of heading 9404; not knitted or crocheted; of other than cotton, nonwoven	8	591	111	905
63041990	Bedspreads, excluding those of heading 9404; not knitted or crocheted; of other than cotton, other than nonwoven	397	11.254	1.036	23.337
63042000	Bed nets specified in Subheading Note 1 to this Chapter	–	1	–	42
63049110	Mosquito nets; knitted or crocheted	9	139.882	264	137.880
63049190	Other furnishing articles, other than mosquito nets, excluding those of heading 9404; knitted or crocheted	4.824	52.466	64.393	390.167
63049200	Other furnishing articles, excluding those of heading 9404; not knitted or crocheted, of cotton	1.928	8.854	22.344	68.151
63049300	Other furnishing articles, excluding those of heading 9404; not knitted or crocheted, of synthetic fibres	2.174	41.983	27.974	299.523
63049900	Other furnishing articles, excluding those of heading 9404; not knitted or crocheted, of other textile materials (other than of cotton and synthetic fibres)	1.593	44.058	12.541	73.655
63051011	New sacks and bags of jute, of a kind used for the packing of goods	203.110	340.587	172.020	300.083
63051019	New sacks and bags of other textile bast fibres of heading 5303, of a kind used for the packing of goods	23	4.197	472	37.948
63051029	Used sacks and bags of other textile bast fibres of heading 5303, of a kind used for the packing of goods	–	19	–	131
63052000	Sacks and bags, of a kind used for the packing of goods; of cotton	4.155	18.704	83.271	390.291
63053210	Sacks and bags, of a kind used for the packing of goods; flexible intermediate bulk containers; nonwoven	594	11.070	6.123	68.417
63053220	Sacks and bags, of a kind used for the packing of goods; flexible intermediate bulk containers; knitted or crocheted	–	165.000	–	320.694
63053290	Sacks and bags, of a kind used for the packing of goods; flexible intermediate bulk containers; other than nonwoven, other than knitted or crocheted	6.868	74.883	33.899	292.899
63053310	Sacks and bags, of a kind used for the packing of goods; of polyethylene or polypropylene strip or the like; knitted or crocheted	–	195.742	–	335.724
63053320	Sacks and bags, of a kind used for the packing of goods; of polyethylene or polypropylene strip or the like; of woven fabrics of strip or the like	33.268	227.662	63.684	455.079

Tabel-tabel

Lanjutan Tabel 2.5

H S	Uraian Komoditi	Berat Bersih (kg)		Nilai CIF (US\$)	
		Maret 2024	Jan–Mar 2024	Maret 2024	Jan–Mar 2024
(1)	(2)	(3)	(4)	(5)	(6)
63053390	Sacks and bags, of a kind used for the packing of goods; of polyethylene or polypropylene strip or the like; other than of woven fabrics of strip or the like, other than knitted or crocheted	442.927	2.294.633	975.417	4.745.029
63053910	Sacks and bags, of a kind used for the packing of goods; of other man-made textile materials; nonwoven	–	25.959	–	44.963
63053920	Sacks and bags, of a kind used for the packing of goods; of other man-made textile materials; knitted or crocheted	1	1	87	87
63053990	Sacks and bags, of a kind used for the packing of goods; of other man-made textile materials; other than nonwoven, other than knitted or crocheted	21.621	51.759	87.909	207.113
63059020	Sacks and bags, of a kind used for the packing of goods; of coconut (coir) of heading 5305	–	28	–	256
63059090	Sacks and bags, of a kind used for the packing of goods; of other textile materials (other than of hemp or coconut (coir) of heading 5305)	83.739	240.733	135.610	367.693
63061200	Tarpaulins, awnings and sunblinds; of synthetic fibres	41.885	143.553	197.641	340.205
63061990	Tarpaulins, awnings and sunblinds; of other textile materials (other than of vegetable textile fibres of heading 5305 and cotton)	22.598	67.533	161.131	393.950
63062200	Tents (including temporary canopies and similar articles); of synthetic fibres	143.275	1.037.638	300.416	2.012.757
63062910	Tents (including temporary canopies and similar articles); of other textile materials; of cotton	–	28	–	574
63062990	Tents (including temporary canopies and similar articles); of other textile materials; other than of cotton	55	206.459	11.907	356.729
63063000	Sails for boats	13.096	180.024	10.379	182.432
63064090	Pneumatic mattresses; of other than cotton	25.194	52.987	22.445	41.876
63069010	Camping goods; of nonwoven	9	12	580	631
63069091	Camping goods; other than of nonwoven; of cotton	–	42	–	345
63069099	Camping goods; other than of nonwoven; of other than cotton	3.753	57.974	15.453	112.383
63071010	Floor-cloths, dish-cloths, dusters and similar cleaning cloths; of nonwoven other than felt	1.793	64.020	7.098	199.822
63071020	Floor-cloths, dish-cloths, dusters and similar cleaning cloths; of felt	–	189	–	19.020
63071090	Floor-cloths, dish-cloths, dusters and similar cleaning cloths; of woven other than felt	5.795	220.191	144.822	1.076.480
63072000	Life-jackets and life-belts	9.183	82.504	100.547	349.051
63079030	Umbrella covers in pre-cut triangular form	1.175	1.208	9.056	10.650
63079040	Surgical masks	98	68.419	554	191.446
63079061	Safety harnesses; suitable for industrial use	858	7.950	33.973	69.329
63079069	Safety harnesses; not suitable for industrial use	803	186.310	18.365	797.419
63079080	Laces for shoes, boots, corsets and the like	46.977	177.672	998.241	3.431.200
63079090	Other made up articles, including dress patterns; other than umbrella covers in pre-cut triangular form, surgical masks, safety harnesses, fans&handscreens, laces for shoes, boots, corsets&the like	161.879	2.646.466	1.101.511	10.480.358
63080000	Sets consisting of woven fabric&yarn, whether/not with accessories for making up into rugs, tapestries, embroidered table cloths/serviettes/similar textile articles, put up in packings for retail sale	207	30.525	13.867	44.497
63090000	Worn clothing and other worn articles	193.753	240.960	30.646	78.643
63101010	Used or new rags, of textile materials; sorted	52.801	52.806	15.849	15.863
63101090	Scrap twine, cordage, rope and cables and worn out articles of twine, cordage, rope or cables, of textile materials; sorted	120	845	11.250	82.137
63109010	Used or new rags, of textile materials; unsorted	4	8	13	19
63109090	Scrap twine, cordage, rope and cables and worn out articles of twine, cordage, rope or cables, of textile materials; unsorted	25	924	16	24.592
64011000	Waterproof footwear with outer soles and uppers of rubber or of plastics; incorporating a protective metal toe-cap	15.360	415.390	99.365	832.196
64019210	Waterproof footwear with outer soles and uppers of rubber or of plastics; covering the ankle but not covering the knee; incorporating a protective non-metal toe-cap	–	9	–	521
64019290	Waterproof footwear with outer soles and uppers of rubber or of plastics; covering the ankle but not covering the knee; other than incorporating a protective non-metal toe-cap	54.985	340.150	47.626	292.213



Lanjutan Tabel 2.5

H S	Uraian Komoditi	Berat Bersih (kg)		Nilai CIF (US\$)	
		Maret 2024	Jan-Mar 2024	Maret 2024	Jan-Mar 2024
(1)	(2)	(3)	(4)	(5)	(6)
64019910	Waterproof footwear with outer soles and uppers of rubber or of plastics; not covering the ankle; covering the knee	—	8.690	—	13.445
64019990	Waterproof footwear with outer soles and uppers of rubber or of plastics; not covering the ankle; other than covering the knee	1.611	139.169	1.130	481.856
64021200	Sports footwear; ski-boots, cross-country ski footwear and snowboard boots with outer soles and uppers of rubber or plastics	3	6	13	157
64021910	Sports footwear; other than ski-boots, cross-country ski footwear and snowboard boots; wrestling footwear with outer soles and uppers of rubber or plastics	—	1	—	42
64021990	Sports footwear with outer soles and uppers of rubber or plastics; other than ski-boots, cross-country ski footwear and snowboard boots or wrestling footwear	176.199	557.273	845.037	7.200.307
64022000	Footwear with upper straps or thongs assembled to the sole by means of plugs	282.978	4.240.922	262.879	5.448.044
64029110	Diving boot with outer soles and uppers of rubber or plastics; covering the ankle	12	1.526	281	49.537
64029191	Footwear with outer soles and uppers of rubber or plastics; other than diving boots; covering the ankle; incorporating a protective metal toe-cap	10.873	29.330	67.286	199.455
64029192	Footwear with outer soles and uppers of rubber or plastics; other than diving boots; covering the ankle; incorporating a protective non-metal toe-cap	2	5	137	326
64029199	Footwear with outer soles and uppers of rubber or plastics; other than diving boots; covering the ankle; other than incorporating a protective metal or non-metal toe-cap	23.508	378.263	45.615	842.618
64029910	Footwear with outer soles and uppers of rubber or plastic; other than covering the ankle; incorporating a protective metal toe-cap	—	16.221	—	129.683
64029920	Footwear with outer soles and uppers of rubber or plastic; other than covering the ankle; incorporating a protective non-metal toe-cap	164	493	9.345	17.959
64029990	Footwear with outer soles and uppers of rubber or plastic; other than covering the ankle; other than incorporating a protective metal or non-metal toe-cap	337.997	8.677.645	2.734.236	47.897.938
64031200	Ski-boots, cross-country ski footwear and snowboard boots with outer soles of rubber, plastics, leather or composition leather and uppers of leather	112	421	2.415	10.134
64031910	Sports footwear w/outer soles of rubber, plastics, leather/composition leather&uppers of leather; oth than ski-boots, cross-country ski footwear&snowboard boots; fitted with spikes, cleats or the like	2	1.409	52	91.381
64031920	Sports footwear w/outer soles of rubber, plastics, leather/composition leather & uppers of leather; oth than ski-boots, cross-country ski footwear & snowboard boots; riding boots; bowling shoes	3	10	445	677
64031930	Sports footwear w/outer soles of rubber,plastics,leather/composition leather&uppers of leather;oth than ski-boots,cross-country ski footwear&snowboard boots;for wrestling, weight-lifting or gymnastics	74	269	3.261	7.803
64031990	Sports footwear w/outer soles of rubber,plastics,leather/composition leather&uppers of leather;oth than ski-boots,cross-country ski footwear&snowboard boots;oth than HS 64031910 - 64031930	31.070	277.722	988.232	5.733.612
64032000	Footwear with outer soles of leather, and uppers which consist of leather straps across the instep and around the big toe	76	185	1.767	6.309
64034000	Footwear with outer soles of rubber, plastics, leather or composition leather and uppers of leather, incorporating a protective metal toe-cap	51	877	1.556	13.020
64035100	Other footwear with outer soles of leather; covering the ankle	31	244	5.044	63.388
64035910	Bowling shoes with outer soles of leather; other than covering the ankle	2	10	304	507
64035990	Footwear with outer soles of leather; other than bowling shoes; other than covering the ankle	1.738	28.963	480.359	1.925.324

Tabel-tabel

Lanjutan Tabel 2.5

H S	Uraian Komoditi	Berat Bersih (kg)		Nilai CIF (US\$)	
		Maret 2024	Jan–Mar 2024	Maret 2024	Jan–Mar 2024
(1)	(2)	(3)	(4)	(5)	(6)
64039110	Footwear made on a base or platform of wood, not having an inner sole or protective metal toe cap; covering the ankle	80	229	1.460	17.587
64039120	Riding boots with outer soles of rubber, plastics and uppers of leather; covering the ankle	4	10	154	489
64039190	Footwear with outer soles of rubber, plastics and uppers of leather, other than riding boots; covering the ankle; other than incorporating a protective non-metal toe-cap	4.087	136.376	216.319	1.985.286
64039910	Footwear made on a base or platform of wood, not having an inner sole or protective metal toe cap; other than covering the ankle	22	64	1.017	3.761
64039920	Bowling shoes with outer soles of rubber, plastics and uppers of leather; other than covering the ankle	2	4	25	53
64039930	Footwear with outer soles of rubber, plastics and uppers of leather, other than bowling shoes; other than covering the ankle; incorporating a protective non-metal toe-cap	16	93.795	402	153.803
64039990	Footwear with outer soles of rubber, plastics and uppers of leather; other than covering the ankle; other than those of HS 64039910 - 64039930	83.922	499.059	3.536.188	17.674.912
64041110	Sports footwear with outer soles of rubber or plastics; tennis shoes, basketball shoes, gym shoes, training shoes and the like; fitted with spikes, cleats or the like	357	985	20.774	59.309
64041120	Sports footwear with outer soles of rubber or plastics; tennis shoes, basketball shoes, gym shoes, training shoes and the like; for wrestling, weight-lifting or gymnastics	2	62	119	3.202
64041190	Sports footwear with outer soles of rubber or plastics; tennis, basketball, gym, training shoes & the like; other than fitted with spikes, cleats/ the like & other than for wrestling, weight-lifting or gymnastics	366.415	1.257.819	6.552.942	20.635.719
64041910	Footwear with outer soles of rubber or plastics; other than sports footwear; incorporating a protective toe-cap	13.419	53.576	43.086	202.790
64041990	Footwear with outer soles of rubber or plastics; other than sports footwear; other than incorporating a protective toe-cap	1.607.756	6.314.321	4.634.004	23.761.603
64042000	Footwear with outer soles of leather or composition leather and uppers of textile materials	592	1.788	185.441	573.945
64051000	Footwear with uppers of leather or composition leather	246	1.025	4.685	56.504
64052000	Footwear with uppers of textile materials	8.360	84.985	92.180	788.538
64059000	Footwear with uppers of other than leather or composition leather or textile materials	1.972	61.833	18.939	144.938
64061010	Uppers and parts thereof, other than stiffeners; with metal toe-cap	8.418	126.828	51.621	454.017
64061090	Uppers and parts thereof, other than stiffeners; other than metal toe-cap	449.730	1.576.434	8.429.620	23.672.469
64062010	Outer soles and heels; of rubber	1.204.792	3.985.464	7.048.147	22.173.485
64062020	Outer soles and heels; of plastics	71.724	288.390	740.564	2.440.959
64069010	Parts of footwear; removable in-soles, heel cushions and similar articles; gaiters, leggings and similar articles, and parts thereof; of wood	3	894	25	48.835
64069021	Parts of footwear; removable in-soles, heel cushions and similar articles; gaiters, leggings and similar articles, and parts thereof; of metal; of iron or steel	9.524	33.025	30.496	107.646
64069022	Parts of footwear; removable in-soles, heel cushions and similar articles; gaiters, leggings and similar articles, and parts thereof; of metal; of copper	–	9	–	49
64069023	Parts of footwear; removable in-soles, heel cushions and similar articles; gaiters, leggings and similar articles, and parts thereof; of metal; of aluminium	33	33	802	802
64069029	Parts of footwear; removable in-soles, heel cushions and similar articles; gaiters, leggings and similar articles, and parts thereof; of metal; other than of iron or steel or copper or aluminium	104.458	416.250	3.085.176	13.323.820
64069041	Parts of footwear; removable in-soles, heel cushions and similar articles; gaiters, leggings and similar articles, and parts thereof; of rubber; in-soles	73.562	184.550	823.218	2.201.593
64069042	Parts of footwear; removable in-soles, heel cushions and similar articles; gaiters, leggings and similar articles, and parts thereof; of rubber; complete soles	3.313	5.234	48.687	61.393

Lanjutan Tabel 2.5

H S	Uraian Komoditi	Berat Bersih (kg)		Nilai CIF (US\$)	
		Maret 2024	Jan-Mar 2024	Maret 2024	Jan-Mar 2024
(1)	(2)	(3)	(4)	(5)	(6)
64069049	Parts of footwear; removable in-soles, heel cushions and similar articles; gaiters, leggings and similar articles, and parts thereof; of rubber; other than in-soles or complete soles	58.345	218.715	1.494.250	4.814.161
64069051	Parts of footwear; removable in-soles, heel cushions and similar articles; gaiters, leggings and similar articles, and parts thereof; of plastics; in-soles	75.888	232.298	1.595.138	4.386.327
64069052	Parts of footwear; removable in-soles, heel cushions and similar articles; gaiters, leggings and similar articles, and parts thereof; of plastics; complete soles	2.072	21.492	2.592	45.622
64069059	Parts of footwear; removable in-soles, heel cushions and similar articles; gaiters, leggings and similar articles, and parts thereof; of plastics; other than in-soles or complete soles	158.188	401.849	3.348.208	8.386.565
64069091	Parts of footwear; removable in-soles, heel cushions and similar articles; gaiters, leggings and similar articles and parts thereof; other than of wood/metal/rubber or plastic; for gaiters, leggings and similar articles and parts	13.188	62.877	126.781	399.053
64069099	Parts of footwear; removable in-soles, heel cushions and similar articles; other than gaiters, leggings and similar articles, and parts thereof; other than of wood or metal or rubber or plastic	334.658	2.022.889	5.071.555	21.669.050
65010000	Hat-forms, hat bodies and hoods of felt, neither blocked to shape nor with made brims; plateaux and manchons (including slit manchons), of felt	20.088	40.124	271.606	530.546
65020000	Hat-shapes, plaited or made by assembling strips of any material, neither blocked to shape, nor with made brims, nor lined, nor trimmed	2	70	13	848
65040000	Hats and other headgear, plaited or made by assembling strips of any material, whether or not lined or trimmed	22.987	121.229	67.913	237.408
65050010	Headgear of a kind used for religious purposes	89	36.470	2.499	7.662
65050020	Hair-nets of any materials	3.518	6.789	84.012	129.749
65050090	Hats, knitted or crocheted, or made up from lace, felt or other textile fabric, in the piece (but not in strips), whether or not lined or trimmed; whether or not lined or trimmed	140.237	620.538	1.504.822	5.537.161
65061010	Helmets for motorcyclists, whether or not lined or trimmed	13.467	41.781	427.755	1.196.742
65061020	Industrial safety helmets and firefighters' helmets, excluding steel helmets, whether or not lined or trimmed	31.065	143.832	114.498	805.801
65061030	Steel helmets, whether or not lined or trimmed	17	1.151	646	307.570
65061040	Water-polo headgear, whether or not lined or trimmed	—	131	—	128
65061090	Safety headgear; other than helmets for motorcyclists or industrial safety helmets and firefighters' helmets, excluding steel helmets or steel helmets or water polo; whether or not lined or trimmed	21.842	94.114	120.941	586.954
65069100	Headgear; other than safety headgear, whether or not lined or trimmed; of rubber or plastic	3.800	16.065	59.453	100.394
65069910	Headgear; other than safety headgear, whether or not lined or trimmed; of other materials; of fur skin	—	2	—	48
65069990	Headgear; other than safety headgear, whether or not lined or trimmed; of other materials; other than of fur skin	23.699	193.288	383.015	1.760.902
65070000	Head-bands, linings, covers, hat foundations, hat frames, peaks and chinstraps, for headgear	30.307	116.780	227.030	714.425
66011000	Garden or similar umbrellas	74.538	340.652	171.463	604.546
66019100	Umbrellas and sun umbrellas (including walking-stick umbrellas, garden umbrellas); having a telescopic shaft	103.076	659.052	216.698	1.062.934
66019900	Umbrellas and sun umbrellas (including walking-stick umbrellas, garden umbrellas); other than having a telescopic shaft	300.828	3.001.428	315.863	3.580.880
66020000	Walking-sticks, seat-sticks, whips, riding-crops and the like	28.642	96.032	57.922	272.004
66032000	Umbrella frames, including frames mounted on shafts (sticks)	2.788	62.810	5.582	139.742
66039010	Parts, trimmings and accessories; for articles of heading 6601	4.569	45.203	17.921	157.800
66039020	Parts, trimmings and accessories; for articles of heading 6602	505	3.505	1.018	6.059
67010000	Skins and other parts of birds with their feathers or down, feathers, parts of feathers, down and articles thereof (other than goods of heading 0505 and worked quills and scapes)	7.038	11.124	388.443	620.644
67021000	Artificial flowers, foliage, fruit and parts thereof; of plastics	289.224	1.386.500	955.147	3.947.210
67029010	Artificial flowers, foliage, fruit and parts thereof; of paper	30	6.197	212	17.071
67029020	Artificial flowers, foliage, fruit and parts thereof; of textile materials	4.876	38.598	19.105	180.418

Tabel-tabel

Lanjutan Tabel 2.5

H S	Uraian Komoditi	Berat Bersih (kg)		Nilai CIF (US\$)	
		Maret 2024	Jan–Mar 2024	Maret 2024	Jan–Mar 2024
(1)	(2)	(3)	(4)	(5)	(6)
67029090	Artificial flowers, foliage, fruit and parts thereof; of other materials; other than of paper or of textile materials	59.223	548.594	140.489	1.611.447
67030000	Human hair, dressed, thinned, bleached or otherwise worked; wool or other animal hair or other textile materials, prepared for use in making wigs or the like	4.566	17.485	1.766.625	3.539.117
67041100	Complete wigs; of synthetic textiles materials	5.262	78.620	17.486	338.180
67041900	False beards, eyebrows and eyelashes, switches and the like; of synthetic textiles materials	57.485	139.419	79.435	258.988
67042000	Wigs, false beards, eyebrows and eyelashes, switches and the like; of human hair	1.457	10.252	28.442	78.120
67049000	Wigs, false beards, eyebrows and eyelashes, switches and the like; of other materials	20.245	100.109	183.046	591.457
68010000	Setts, curbstones and flagstones, of natural stone (except slate)	275	146.823	2.794	169.789
68021000	Tiles, cubes & similar, whether/not rectangular (incl square) the largest face of which is capable of being enclosed in a square the side of which is < 7 cm; artificially coloured granules, chippings & powder	240.694	684.631	54.422	144.458
68022100	Marble, travertine and alabaster; simply cut or sawn, with a flat or even surface	1.700.914	8.270.478	824.079	4.433.809
68022300	Granite; simply cut or sawn, with a flat or even surface	741.845	1.980.995	269.107	773.772
68022910	Other monumental or building stone and articles thereof, simply cut or sawn, with a flat or even surface; other calcareous stone	–	7	–	52
68022990	Other monumental or building stone and articles thereof, simply cut or sawn, with a flat or even surface; other than calcareous stone	3.417	35.654	12.363	29.981
68029110	Other articles monumental or building stone; marble	1.871.951	6.145.870	871.972	3.421.090
68029190	Other articles monumental or building stone; travertine and alabaster	814.459	3.747.258	262.957	1.281.133
68029200	Other articles monumental or building stone; other calcareous stone	1	56.020	71	5.887
68029310	Other articles monumental or building stone; granite; polished slabs	1.016.980	4.128.475	480.455	1.810.487
68029390	Other articles monumental or building stone; granite; other than polished slabs	237.716	1.512.983	150.112	854.711
68029900	Other articles monumental or building stone; other stone; other than granite or calcareous stone or marble or travertine and alabaster)	87.371	217.902	78.806	184.139
68030000	Worked slate and articles of slate or of agglomerated slate	38	169.474	144	152.315
68041000	Millstones and grindstones for milling, grinding or pulping	358.523	1.130.271	1.214.501	3.871.015
68042100	Millstones, grindstones, grinding wheels and the like; of agglomerated synthetic or natural diamond	64.286	620.224	942.596	3.708.774
68042200	Millstones, grindstones, grinding wheels and the like; of other agglomerated abrasives or of ceramics	896.483	3.293.108	3.671.641	11.792.483
68042300	Millstones, grindstones, grinding wheels and the like; of natural stone	12.572	187.790	144.081	429.518
68043000	Hand sharpening or polishing stones	597.910	2.465.824	1.478.596	3.952.326
68051000	Natural or artificial abrasive powder or grain on a base of woven textile fabric only	140.972	1.225.002	543.447	3.633.123
68052000	Natural or artificial abrasive powder or grain on a base of paper or paperboard only	131.380	557.216	706.940	2.634.185
68053000	Natural or artificial abrasive powder or grain on a base of other materials	42.683	269.240	515.084	1.788.927
68061000	Slag wool, rock wool and similar mineral wools in bulk or sheets or rolls	2.706.186	6.264.661	3.892.932	9.889.095
68062000	Exfoliated vermiculite, expanded clays, foamed slag and similar expand mineral materials	228.716	699.959	443.188	873.019
68069000	Mixture and article of heat or sound insulating or sound absorb mineral waters	542.685	2.615.328	1.727.520	6.490.826
68071000	Articles of asphalt or of similar material in rolls	1.158.009	3.465.652	648.908	2.401.718
68079010	Articles of asphalt or of similar material, not in rolls; tiles	26.853	272.686	12.525	177.840
68079090	Articles of asphalt or of similar material, not in rolls; other than tiles	825.748	4.396.312	833.170	3.398.091
68080020	Roofing tiles, of vegetable fibre, of straw or of shavings	–	5.605	–	1.272
68080040	Tiles, of vegetable fibre, of straw or of shavings; other than roofing tiles	1.779	23.155	9.377	66.638
68080091	Panels, boards, blocks and similar articles of vegetable fibre	32.011	37.186	10.027	18.203

Lanjutan Tabel 2.5

H S	Uraian Komoditi	Berat Bersih (kg)		Nilai CIF (US\$)	
		Maret 2024	Jan–Mar 2024	Maret 2024	Jan–Mar 2024
(1)	(2)	(3)	(4)	(5)	(6)
68080099	Panels, boards, blocks and similar articles, of straw or of shavings, chips, particles, sawdust or other waste, of wood, agglomerated with cement, plaster or other mineral binders	85.403	410.226	83.422	624.581
68091100	Board, sheet, panels ,tiles and similiar, not ornamented, faced or reinforced with paper or paperboard only	7.186	153.429	6.600	122.382
68091910	Articles of plaster of compositions based on plaster; tiles; not ornamented	2	2	57	57
68091990	Articles of plaster of compositions based on plaster; boards, sheets, panels; not ornamented	76.837	313.815	50.907	191.227
68099010	Dental moulds of plaster	1	1	23	23
68099090	Articles of plaster of compositions based on plaster; other than those of HS 68091100 - 68099010	158.641	292.358	43.170	249.986
68101100	Building blocks and bricks, of cement, of concrete or of artificial stone, whether or not reinforced	12.647	197.084	13.195	221.935
68101910	Tiles, of cement, of concrete or of artificial stone, whether or not reinforced	349.203	453.666	284.466	346.403
68101990	Flagstones, of cement, of concrete or of artificial stone, whether or not reinforced	305.867	840.464	170.481	565.526
68109110	Building piles of concrete	71.800.980	176.007.741	5.495.878	15.075.959
68109190	Prefabricated structural components for building or civil engineering; other than building piles of concrete	580.033	33.219.260	198.323	4.111.699
68109900	Articles of cement,of concrete/of artificial stone,whether/not reinforced;oth than tiles,flagstones,bricks&similar articles oth than prefabricated structural components for building/civil engineering	10.950.303	28.122.756	2.995.706	8.380.490
68114022	Sheets, panels, tiles and similar articles containing asbestos for roofing facing or partitioning	–	4.574	–	9.389
68114029	Sheets, panels, tiles and similar articles containing asbestos; other than floor or wall tiles containing plastics; other than for roofing facing or partitioning	46.261	47.636	17.728	22.544
68114030	Tubes or pipes containing asbestos	64	115	13.500	14.927
68114040	Tubes or pipes fittings containing asbestos	70	77	444	614
68114050	Articles of asbestos-cement, of cellulose fibre-cement or the like; containing asbestos; of a kind used for building construction of containing asbestos	71	429	306	1.273
68114090	Articles of asbestos-cement, of cellulose fibre-cement or the like; containing asbestos; other than those of HS 68114010 - 68114050	426	46.192	1.073	33.395
68118100	Corrugated sheets not containing asbestos	–	340	–	1.679
68118220	Sheets, panels, tiles and similar articles not containing asbestos for roofing facing or partitioning	10.733	195.658	7.378	48.138
68118290	Sheets, panels, tiles and similar articles not containing asbestos; other than floor or wall tiles containing plastics; other than for roofing facing or partitioning	2.932.589	6.790.887	938.130	1.985.043
68118910	Tubes or pipes not containing asbestos	5	270	494	4.687
68118920	Tubes or pipes fittings not containing asbestos	277	283	9.054	9.209
68118990	Articles of asbestos-cement, of cellulose fibre-cement or the like; not containing asbestos; n.e.c. in heading 6811	844	4.425	4.518	24.979
68128020	Clothing of crocidolite fibres	2.897	8.798	38.585	122.582
68128030	Paper, millboard and felt of crocidolite fibres	997	3.441	11.754	25.523
68128050	Clothing accessories,footwear&headgear;fabricated crocidolite fibre;mixt with a basis of crocidolite/crocidolite & magnesium carbonate;yarn&thread;cords & strings,whether/not plaited;woven fabrics	914	3.761	8.272	30.310
68128090	Fabricated asbestos fibres; of crocidolite fibres; other than those of HS 68128020 - 68128050	1.988	5.750	34.142	118.040
68129110	Clothing other than of crocidolite fibres	581	11.979	5.061	12.170
68129190	Clothing accessories, footwear and headgear, other than of crocidolite fibres	4.071	4.391	5.255	14.541
68129920	Floor or wall tiles, other than of crocidolite	–	44.865	–	102.410
68129930	Paper, millboard and felt, other than of crocidolite	191	731	5.048	15.401
68129940	Compressed asbestos fibre jointing, in sheets or rolls, other than of crocidolite	56.511	185.089	86.201	265.439

Lanjutan Tabel 2.5

H S	Uraian Komoditi	Berat Bersih (kg)		Nilai CIF (US\$)	
		Maret 2024	Jan–Mar 2024	Maret 2024	Jan–Mar 2024
(1)	(2)	(3)	(4)	(5)	(6)
68129959	Fabricated asbestos fibres (other than of crocidolite); yarn and thread; cords and strings, whether or not plaited; woven or knitted fabrics	2	4.224	186	31.024
68129990	Fabricated asbestos fibres and other mixtures with a basis of asbestos other than of crocidolite; n.e.c. in heading 6812	197.492	946.570	211.642	787.072
68132010	Brake lining and pad of friction material and articles, containing asbestos	24.774	60.658	127.290	365.261
68132090	Friction material and articles thereof, not mounted; containing asbestos; other than brake lining and pad	1.191	25.641	8.094	71.217
68138100	Brake lining and pad of friction material and articles, not containing asbestos	63.152	285.459	447.261	1.548.202
68138900	Friction material and articles thereof, not mounted; not containing asbestos; other than brake lining and pad	110.782	468.561	1.419.427	3.937.037
68141000	Plates, sheets, strips, of agglomerated or reconstituted mica, whether or not on a support	5.898	34.554	62.262	273.650
68149000	Worked mica and articles of mica whether or not on a support of paper, paperboard or other materials; other than plates, sheets and strips of agglomerated or reconstituted mica	9.337	26.363	61.765	205.024
68151100	Carbon fibres	31.542	69.936	674.461	1.521.998
68151200	Fabrics of carbon fibres	1.742	17.993	34.252	453.459
68151310	Yarn or thread of carbon fibres	791	2.948	20.506	78.590
68151390	Other than yarn or thread of carbon fibres	1.960	10.945	112.726	372.087
68151910	Yarn or thread of other carbon fibres	1.013	2.688	51.496	130.998
68151990	Articles of carbon fibres for non-electrical uses; other articles of graphite or other carbon for non-electrical uses; other than those of HS 68151100 - 68151920	1.668	36.130	316.544	1.249.948
68159100	Articles of stone or of other mineral substances containing magnesite, magnesia in the form of periclase, dolomite including in the form of dolime, or chromite	41.054	2.941.654	23.741	2.075.925
68159900	Articles of stone or of other mineral substances not containing magnesite, magnesia in the form of periclase, dolomite including in the form of dolime, or chromite	1.329.576	7.254.986	962.346	8.658.912
69010000	Bricks, blocks, tiles and other ceramic goods of siliceous fossil meals (for example, kieselguhr, tripolite or diatomite) or of similar siliceous earths	1.645	169.975	6.845	189.454
69021000	Refractory bricks, blocks, tiles and similar refractory ceramic constructional goods containing by weight, more than 50 % of the elements Mg, Ca or Cr, expressed as MgO, CaO or Cr2O3	8.608.799	38.756.466	8.022.430	42.139.200
69022000	Refractory bricks, blocks, tiles and similar refractory ceramic constructional goods containing by weight more than 50% of alumina (Al2O3), of silica (SiO2) of a mixture or compound of these products	11.598.070	43.616.099	10.214.942	41.544.244
69029000	Refractory bricks, blocks, tiles and similar refractory ceramic constructional goods, other than those of siliceous fossil meals or similar siliceous earths; n.e.c. in heading 6902	1.638.456	5.507.142	2.215.676	5.178.505
69031000	Other refractory ceramic goods containing by weight more than 50 % of free carbon	259.053	314.411	599.866	1.053.920
69032000	Other refractory ceramic goods containing by weight more than 50 % of alumina (Al2O3) or of a mixture or compound of alumina and of silica (SiO2)	489.593	1.277.422	823.739	3.176.026
69039000	Other refractory ceramic goods, other than those of siliceous fossil meals or of similar siliceous earths; n.e.c. in heading 6903	333.210	888.624	2.723.448	8.121.917
69041000	Ceramics building bricks	1.075.469	1.571.541	805.359	1.423.866
69049000	Flooring blocks, support or filler tiles and the like	70	803	314	2.678
69051000	Roofing tiles of ceramic	30	88.888	228	26.619
69059000	Chimney pot, cowl, chimney liner, architect ornament & other ceramic construction	–	34.957	–	154.643
69060000	Ceramic pipes, conduits ,guttering, pipe fittings	10.663	10.855	44.912	46.843
69072110	Lining tiles of a kind used for grinding mills, other than those of subheadings 690730 and 690740; unglazed; of a water absorption coefficient by weight not exceeding 0.5% :	145	277	3.073	3.785

Lanjutan Tabel 2.5

H S	Uraian Komoditi	Berat Bersih (kg)		Nilai CIF (US\$)	
		Maret 2024	Jan–Mar 2024	Maret 2024	Jan–Mar 2024
(1)	(2)	(3)	(4)	(5)	(6)
69072121	Flag and paving,hearth/wall tile; unglazed other than of subheading 690730 & 690740 in a square the side of which is less than 7 cm and water absorption coefficient by weight not exceeding by 0.5%	–	3.857	–	817
69072122	Ceramic, wall tile, unglazed; large other than of subheading 690730 & 690740 in a square the side of which is less than 7 cm and water absorption coefficient by weight not exceeding by 0.5%	4	4	88	88
69072123	Flag and paving,hearth/wall tile; glazed other than of subheading 690730 & 690740 in a square the side of which is less than 7 cm and water absorption coefficient by weight not exceeding by 0.5%	48.291	841.573	18.291	218.753
69072124	Ceramic, wall tile, glazed; large other than of subheading 690730 & 690740 in a square the side of which is less than 7 cm and water absorption coefficient by weight not exceeding by 0.5%	235	249	710	926
69072191	Flag and paving,hearth/wall tile; unglazed other than of subheading 690730 & 690740 in a square the side of which is 7 cm or more and water absorption coefficient by weight not exceeding by 0.5%	18.675.286	114.845.071	3.625.336	22.256.806
69072192	Ceramic, wall tile, unglazed; large other than of subheading 690730 & 690740 in a square the side of which is 7 cm or more and water absorption coefficient by weight not exceeding by 0.5%	24	7.744	180	1.338
69072193	Flag and paving,hearth/wall tile; glazed other than of subheading 690730 & 690740 in a square the side of which is 7 cm or more and water absorption coefficient by weight not exceeding by 0.5%	23.138.926	146.941.848	5.522.882	34.230.404
69072194	Ceramic, wall tile, glazed; large other than of subheading 690730 & 690740 in a square the side of which is 7 cm or more and water absorption coefficient by weight not exceeding by 0.5%	42	74.005	279	22.080
69072211	Flag and paving,hearth/wall tile;unglazed oth than of subheading 690730 & 690740 in a square the side of which is < 7 cm and water absorption coefficient by weight > 0.5% but ≤ 10%	1	1	33	33
69072293	Flag and paving,hearth/wall tile; glazed other than of subheading 690730 & 690740 in a square the side of which is ≥ 7 cm and water absorption coefficient by weight exceeding 0.5% but not exceeding 10%	2.526.502	19.292.772	489.930	3.678.785
69072393	Flag and paving,hearth/wall tile; glazed other than of subheading 690730 & 690740 in a square the side of which is ≥ 7 cm and water absorption coefficient bby weight exceeding 10%	434.281	3.013.328	90.148	700.569
69073011	Mosaic cubes and the like, other than subheading 690740; unglazed, having the largest face of which is capable of being enclosed in a square the side of which is less than 7 cm	–	3	–	15
69073019	Mosaic cubes and the like, other than subheading 690740; unglazed, having the largest face of which is capable of being enclosed in a square the side of which is 7 cm or more	201	5.820	474	6.733
69073091	Mosaic cubes and the like, other than subheading 690740, glazed; having the largest face of which is capable of being enclosed in a square the side of which is less than 7 cm	–	19.857	–	42.842
69073099	Mosaic cubes and the like, other than subheading 690740, glazed; lhaving the largest face of which is capable of being enclosed in a square the side of which is 7 cm or more	111.063	1.364.677	116.349	730.359
69074022	Finishing ceramics of other articles,having largest surface area visible after mounting is not exceeding 49 cm2; glazed	41.650	485.973	15.786	184.608
69074091	Finishing ceramics of other articles,having largest surface area visible after mounting is more than 49 cm2; unglazed	160.536	758.905	29.741	140.434
69074092	Finishing ceramics of other articles,having largest surface area visible after mounting is more than 49 cm2; glazed	178.137	2.422.427	65.460	969.527
69091100	Ceramic of porcelain or china for laboratory, chemical other technical use	56.775	321.767	82.219	259.863
69091200	Article having a hardness equivalent to 9 or more on the Mohs scale for laboratory, chemical other technical use	682.998	2.138.075	943.505	2.717.443
69091900	Ceramic wares for laboratory, chemical or other technical uses, other than articles having a hardness equivalent to 9 or more on the Mohs scale or of porcelain or china	319.531	395.997	773.120	2.132.942
69099000	Ceramic wares; pots, jars and similar articles of a kind used for the conveyance or packing of goods and ceramic troughs, tubs and similar receptacles used in agriculture	3.728	7.720	6.949	35.013

Lanjutan Tabel 2.5

H S	Uraian Komoditi	Berat Bersih (kg)		Nilai CIF (US\$)	
		Maret 2024	Jan–Mar 2024	Maret 2024	Jan–Mar 2024
(1)	(2)	(3)	(4)	(5)	(6)
69101000	Ceramic sinks, wash basins, wash basin, of porcelain or china	727.867	5.945.006	1.147.211	7.099.316
69109000	Ceramic sinks, wash basins, wash basin, other than of porcelain or china	38.132	183.752	122.273	348.993
69111000	Tableware and kitchenware, of porcelain or china	1.252.110	6.294.771	1.024.898	3.820.095
69119000	Other household articles and toilet articles, of porcelain or china	375	9.643	3.192	12.959
69120000	Ceramic tableware, kitchenware, other household articles and toilet articles, other than of porcelain or china	146.388	708.469	123.109	386.756
69131010	Ornamental cigarette box and ashtray, of porcelain or china	–	28	–	381
69131090	Statuettes and other ornamental ceramic articles, of porcelain or china; other than ornamental cigarette boxes and ashtrays	21.836	133.104	87.158	406.656
69139010	Ornamental cigarette box and ashtray, other than of porcelain or china	–	12	–	238
69139090	Statuettes and other ornamental ceramic articles, other than of porcelain or china; other than ornamental cigarette boxes and ashtrays	10.800	48.954	37.407	216.236
69141000	Other ceramic articles, of porcelain or china	819	49.671	3.722	125.001
69149000	Other ceramic articles, other than of porcelain or china	3.813	352.088	265.367	923.282
70010000	Cullet and other waste and scrap of glass, excluding glass from cathode-ray tubes or other activated glass of heading 8549; glass in the mass	8.803.891	13.118.507	1.078.079	1.598.949
70021000	Glass in balls	7	50.405	120	31.296
70022000	Glass in rods	24.181	71.501	1.357.328	4.296.894
70023110	Fused quartz or fused silica of a kind used to manufacture vacuum tubes	1.786	1.829	6.932	7.018
70023190	Fused quartz or fused silica of a kind used to other than manufacture vacuum tubes	40.462	42.508	75.483	212.251
70023230	Borosilicate glass tubes of a kind used to manufacture phial/ampoules having a linear coefficient of expansion not exceeding 5x10-6 per Kelvin within a temperature range of 0 oC to 300 oC	220.308	1.370.477	491.838	3.004.699
70023290	Glass in tubes, unworked, having a linear coefficient of expansion not exceeding 5 x 10-6 per Kelvin within a temperature range of 0 oC to 300 oC, other than those of HS 70023210 - 70023240	12.205	34.172	20.845	57.782
70023910	Glass in tubes, unworked, of a kind used to manufacture vacuum tubes	26	60	855	8.008
70023990	Glass in tubes, unworked, n.e.c. in heading 7002	181.270	713.131	334.111	1.411.299
70031220	Cast & rolled glass in non-wired sheet; coloured; opacified; flashed reflecting or non layer; other than optical glass; in squares or rectangular shape, whether or not one or more corners have been cut	–	4.460	–	2.910
70031290	Cast & rolled glass in non-wired sheet; coloured; opacified; flashed reflecting or non layer; other than optical glass; other than in squares or rectangular shape	24	24	296	296
70031920	Cast & rolled glass in non-wired sheet; not coloured, opacified, flashed reflecting/ non layer; other than optical glass; in squares/rectangular shape, whether or not one or more corners have been cut	–	44.959	–	28.640
70031990	Cast & rolled glass in non-wired sheet; not coloured, opacified, flashed reflecting/ non layer; other than optical glass; other than in squares or rectangular shape	405.439	444.622	217.368	289.520
70032090	Cast glass and rolled glass in wired sheets; other than in squares or rectangular shape	–	18.324	–	37.698
70033090	Cast glass and rolled glass in profiles; other than in squares or rectangular shape	–	5.124	–	9.049
70042090	Optical glass ; coloured throughout, opacified, flashed or having an absorbent, reflecting or non-reflecting layer; optically work; other than in squares or rectangular shape	1	2	33	301
70049090	Optical glass; not coloured throughout, opacified, flashed or having an absorbent, reflecting or non-reflecting layer; optically work; other than in squares or rectangular shape	3	5	164	402
70051010	Optical float glass, not optically worked, having an absorbent, reflecting or non- reflecting layer	63	435	939	7.082



Lanjutan Tabel 2.5

H S	Uraian Komoditi	Berat Bersih (kg)		Nilai CIF (US\$)	
		Maret 2024	Jan-Mar 2024	Maret 2024	Jan-Mar 2024
(1)	(2)	(3)	(4)	(5)	(6)
70051090	Non-wired glass, having an absorbent, reflecting or non- reflecting layer; other than optical float glass, not optically worked	135.901	429.354	86.970	254.283
70052910	Optical float glass, not optically worked; not coloured throughout, opacified, flashed or merely surface ground; not having an absorbent, reflecting or non- reflecting layer	—	1	—	121
70052920	Other non-wired glass, optically worked in profile shape; not coloured throughout, opacified, flashed or merely surface ground; not having an absorbent, reflecting or non- reflecting layer	4.606.762	14.523.551	1.241.300	4.104.443
70052990	Other non-wired glass; not coloured throughout, opacified, flashed or merely surface ground; not having an absorbent, reflecting or non- reflecting layer	1.256.317	3.141.135	486.695	1.307.737
70060010	Optical glass, not optically worked	—	5	—	101
70060090	Glass of heading 7003, 7004 or 7005, bent, edge-worked, engraved, drilled, enamelled or otherwise worked, but not framed or fitted with other materials; other than optical glass	33	66.160	631	113.583
70071110	Toughened (tempered) safety glass suitable for vehicles of chapter 87	54.799	108.650	265.582	415.727
70071120	Toughened (tempered) safety glass suitable for aircraft, spacecraft of chapter 88	86	653	14.121	187.041
70071190	Toughened (tempered) safety glass suitable other than of chapter 87 and 88	234	45.767	5.698	53.814
70071910	Toughened (tempered) safety glass suitable for machine of heading 8429 or 8430	1.107	3.964	27.310	73.760
70071990	Toughened (tempered) safety glass suitable for other machinery	1.659.382	22.835.780	1.506.336	15.066.427
70072110	Laminated safety glass suitable for vehicles of chapter 87	101.507	276.107	231.055	643.211
70072120	Laminated safety glass suitable for aircraft, spacecraft of chapter 88	—	78	—	472
70072190	Toughened (tempered) safety glass suitable other than of chapter 87 and 88	2	2.183	265	14.797
70072910	Laminated safety glass suitable for machine of heading 8429 or 8430	1.408	4.684	46.812	137.570
70072990	Laminated safety glass suitable for other machinery	76.548	4.980.252	63.579	2.845.090
70080000	Multiple-walled insulating units of glass	43.838	465.487	83.447	709.102
70091000	Rear-view mirrors for vehicles	196.387	833.382	2.708.180	7.765.612
70099100	Unframed glass mirrors	686.038	3.341.582	382.822	1.691.045
70099200	Framed glass mirrors	46.577	207.611	114.011	493.064
70101000	Ampoules of glass	19.725	85.057	15.437	104.509
70102000	Stoppers, lids and other closures of glass	103.159	440.245	260.086	620.577
70109010	Carboys and demijohns of glass	253.334	783.354	343.448	886.513
70109040	Bottles and phials, of a kind used for antibiotics, serums and other injectable liquids; bottles of a kind used for intravenous fluids	1.595.010	4.362.796	1.440.236	4.377.838
70109091	Flasks, jars, pots, and other containers, of glass, of a kind used for the conveyance or packing of goods; preserving jars of glass; of a capacity exceeding 1 l	35.397	87.135	73.085	195.716
70109099	Flasks, jars, pots, and other containers, of glass, of a kind used for the conveyance or packing of goods; preserving jars of glass; of a capacity not exceeding 1 l	7.207.219	20.418.122	5.354.670	16.790.076
70111010	Glass envelops for electric lighting; stems	16	1.732	339	27.346
70111090	Glass envelops for electric lighting; other than stems	38.793	38.939	30.499	35.485
70119000	Glass envelopes (including bulbs and tubes), open, and glass parts thereof, without fittings; other than in subheading 701110 - 701112	455	731	5.236	24.235
70131000	Glassware of a kind used for table, kitchen, toilet, office, indoor decoration or similar purposes (other than that of heading 7010 or 7018), of glass-ceramic	748.320	2.970.667	656.160	3.066.947
70132200	Stemware drinking glasses, other than glass ceramics; of lead crystal	1.052	3.959	1.805	4.952
70132800	Stemware drinking glasses, other than of glass ceramics; other than of lead crystal	44.832	288.227	157.662	651.212
70133300	Drinking glasses, other than glass ceramics; of lead crystal	8	852	33	33.180
70133700	Drinking glasses, other than of glass ceramics; other than of lead crystal	561.332	2.071.990	869.415	2.649.529
70134100	Glassware of a kind used for table (other than drinking glasses) or kitchen purposes, other than glass ceramics; of lead crystal	25.460	108.790	23.842	141.268

Tabel-tabel

Lanjutan Tabel 2.5

H S	Uraian Komoditi	Berat Bersih (kg)		Nilai CIF (US\$)	
		Maret 2024	Jan–Mar 2024	Maret 2024	Jan–Mar 2024
(1)	(2)	(3)	(4)	(5)	(6)
70134200	Glassware of a kind used for table (oth than drinking glasses)/kitchen purposes, oth than glass ceramics; of glass, linear coefficient of expansion $\leq 5 \times 10^{-6}$ per Kelvin, temperature of 0 oC to 300 oC	14.852	45.284	72.020	211.126
70134900	Glassware of a kind used for table (other than drinking glasses) or kitchen purposes, other than of glass-ceramics; other than those in HS 70134100 - 70134200	1.002.161	5.807.574	1.249.976	8.304.066
70139100	Glassware of a kind used for table, kitchen, toilet, office, indoor decoration or similar purposes; other than those of subheading 701310 - 701349; of lead crystal	811	10.978	26.549	110.006
70139900	Glassware of a kind used for table, kitchen, toilet, office, indoor decoration or similar purposes; other than those of subheading 701310 - 701349; other than of lead crystal	1.539.765	5.947.369	2.138.936	8.147.820
70140010	Signalling glassware and optical elements of glass (other than those of heading 7015), not optically worked, of a kind suitable for use in motor vehicles	62	193	534	1.326
70140090	Signalling glassware and optical elements of glass (other than those of heading 7015), not optically worked, other than of a kind suitable for use in motor vehicles	4.697	11.262	459.552	699.618
70151000	Glasses for corrective spectacles	132	1.404	226	3.833
70159010	Clock or watch glasses	7.857	32.064	24.596	61.530
70159090	Glasses for non-corrective spectacles, curved, bent, hollowed or the like, not optically worked; hollow glass spheres and their segments, for the manufacture of such glasses	30	44	1.217	1.813
70161000	Glass cubes and other glass smallwares, whether or not on a backing, for mosaics or similar decorative purposes	59.549	214.507	116.952	379.884
70169000	Paving blocks,slabs,bricks,squares,tiles&oth articles of pressed glass,whether/not wired,for building purposes;leaded lights;multicellular/foam glass in blocks,panels,plates,shells/similar forms	100.493	1.012.717	56.820	6.028.429
70171010	Quartz reactor tubes and holders designed for insertion into diffusion and oxidation furnaces for production of semiconductor wafers	2.222	4.887	44.681	127.067
70171090	Laboratory, hygienic or pharmaceutical glassware, whether or not graduated or calibrated; of other fused silica	55.178	216.698	616.580	1.934.023
70172000	Laboratory, hygienic/pharmaceutical glassware,whether/not graduated/calibrated; of oth glass having a linear coefficient of expansion $\leq 5 \times 10^{-6}$ per Kelvin within a temperature range of 0 oC to 300 oC	8.148	68.769	106.902	636.869
70179000	Laboratory, hygienic or pharmaceutical glassware, whether or not graduated or calibrated; n.e.c. in heading 7017	8.059	36.166	87.577	388.281
70181010	Glass beads	105.295	737.798	339.748	1.046.145
70181090	Imitation pearls, imitation precious or semi-precious stonesand similar glass smallwares	25.304	156.154	137.221	576.544
70182000	Glass microspheres not exceeding 1 mm in diameter	479.416	2.434.534	379.477	2.393.832
70189010	Glass eyes other than prosthetic articles	20	53	1.499	2.085
70189090	Statuettes and other ornaments of lamp- worked glass, other than imitation jewellery	2.377	34.360	10.138	104.332
70191100	Chopped strands of a length of not more than 50 mm	437.808	1.313.738	547.823	1.579.174
70191200	Rovings	640.511	3.202.713	647.574	2.653.555
70191300	Other yarn, slivers	29.828	70.191	159.763	613.962
70191400	Mechanically bonded mats	85.086	100.745	66.143	90.629
70191500	Chemically bonded mats	1.052.528	3.140.782	871.436	2.707.679
70191900	Glass fibres and articles thereof; slivers, rovings, yarn and chopped strands and mats thereof, other than in subheading 701911 to 701915	72.555	192.156	129.870	578.292
70196100	Closed woven fabrics of rovings; mechanically bonded fabrics	618.544	1.925.849	369.101	1.283.567
70196200	Other closed fabrics of rovings; mechanically bonded fabrics	224.095	844.842	181.459	694.235
70196300	Closed woven fabrics, plain weave, of yarns, not coated or laminated; mechanically bonded fabrics	6.595	12.114	13.725	35.164
70196400	Closed woven fabrics, plain weave, of yarns, coated or laminated; mechanically bonded fabrics	4.128	11.457	49.793	216.010

Lanjutan Tabel 2.5

H S	Uraian Komoditi	Berat Bersih (kg)		Nilai CIF (US\$)	
		Maret 2024	Jan–Mar 2024	Maret 2024	Jan–Mar 2024
(1)	(2)	(3)	(4)	(5)	(6)
70196500	Open woven fabrics of a width not exceeding 30 cm; mechanically bonded fabrics	44	2.614	269	49.027
70196600	Open woven fabrics of a width exceeding 30 cm; mechanically bonded fabrics	4.241	30.014	30.248	92.198
70196900	Glass fibres and articles thereof; mechanically bonded fabrics, other than those of subheading 701961 - 701966	125.586	335.981	285.584	695.968
70197100	Veils (thin sheets); chemically bonded fabrics	12.730	71.067	83.428	304.553
70197200	Other closed fabrics; chemically bonded fabrics	24.717	72.823	77.758	160.335
70197300	Other open fabrics; chemically bonded fabrics	1.249	1.274	14.817	16.490
70198010	Glass wool	188.247	512.863	318.350	842.549
70198020	Articles of glass wool	146.205	472.102	303.873	706.749
70199020	Glass fibres; blinds	22	1.844	225	9.233
70199030	Glass fibre, excluding glass wool	16.551	62.658	70.053	299.655
70199040	Asphalt or coal-tar impregnated glass fibre outerwrap of a kind used for pipelines	–	8.122	–	82.257
70199050	Woven fabrics of rovings	207	1.391	1.308	16.452
70199090	Glass fibres and articles thereof; other than those of HS 70191100 - 70199050	624.723	2.255.640	2.671.187	8.426.637
70200011	Glass moulds, of a kind used for the manufacture of acrylic goods	14	112.304	3.524	156.794
70200019	Glass moulds, of a kind other than used for the manufacture of acrylic goods	985.057	2.234.786	670.271	1.412.134
70200020	Quartz reactor tubes and holders designed for insertion into diffusion and oxidation furnaces for production of semiconductor wafers	1	1.077	13	8.641
70200030	Glass inners for vacuum flasks or other vacuum vessels	173.417	806.828	348.203	1.594.808
70200040	Evacuated tubes for solar energy collectors	72.230	72.285	77.908	78.070
70200090	Other articles of glass; n.e.c in heading 7020	137.864	499.561	601.731	2.902.602
71011000	Natural pearls	1	3	25	26
71012100	Unworked cultured pearls	11	11	905	905
71012200	Worked cultured pearls	7	40	2.075	2.655
71022100	Industrial diamond, unworked or simply sawn, cleaved or bruted	–	1	–	17.311
71022900	Industrial diamond, worked	1.226	2.988	4.967.636	11.319.404
71023900	Non-industrial diamond, worked	111	307	1.863.673	8.970.237
71031010	Rubies, unworked or simply sawn or roughly shaped	2	127	211	4.983
71031020	Jade (nephrite and jadeite), unworked or simply sawn or roughly shaped	57	143	646	1.427
71031090	Precious stones (other than diamonds) and semi-precious stones, unworked or simply sawn or roughly shaped; other than rubies or jade	10.531	13.632	67.068	125.747
71039110	Rubies, worked	1	27	554	10.805
71039190	Sapphires and emeralds, worked	58	150	47.317	233.212
71039900	Precious stones (other than diamonds) and semi-precious stones, worked; other than rubies, sapphires and emeralds	1.667	2.309	44.799	153.544
71041010	Piezo-electric quartz, unworked	405	1.074	90.175	213.485
71041020	Piezo-electric quartz, worked	1.225	1.288	94.866	132.397
71042100	Synthetic or reconstructed diamonds, unworked or simply sawn or roughly shaped	5	12	255	1.366
71042900	Synthetic or reconstructed precious or semi-precious stones, other than diamonds, unworked or simply sawn or roughly shaped	47	178	11.906	50.496
71049100	Synthetic or reconstructed diamonds, worked	38	139	46.184	262.606
71049900	Synthetic or reconstructed precious or semi-precious stones, other than diamonds, worked	200	980	25.596	429.101
71051000	Dust and powder of diamonds	626	1.989	195.984	573.646
71059000	Dust and powder of natural or synthetic precious or semi-precious stones, other than of diamonds	22	178	1.018	8.962
71061000	Silver in powder form	305	745	182.506	439.811
71069100	Silver, unwrought	975	3.816	667.092	2.244.305
71069200	Silver in semi-manufactured form	10.832	20.704	927.552	2.862.434
71070000	Base metals clad with silver, not further worked than semi-manufactured	280	293	63.541	68.117
71081100	Non-monetary gold powder	1	1	465	465
71081210	Non-monetary gold in unwrought forms; in lumps, ingots or cast bars	2.192	7.582	150.816.553	503.101.076

Lanjutan Tabel 2.5

H S	Uraian Komoditi	Berat Bersih (kg)		Nilai CIF (US\$)	
		Maret 2024	Jan-Mar 2024	Maret 2024	Jan-Mar 2024
(1)	(2)	(3)	(4)	(5)	(6)
71081290	Non-monetary gold in unwrought forms; other than in lumps, ingots or cast bars	90	223	5.303.289	13.315.296
71081300	Non-monetary gold powder in semi-manufactured forms	8.446	17.326	290.331	862.845
71082000	Monetary gold	—	1	—	23
71090000	Base metals or silver, clad with gold, not further worked than semi-manufactured	40	3.203	112.598	490.500
71101190	Platinum, unwrought or in powder form; other than in lumps, ingots, cast bars or in powder form	1	4	29.831	31.810
71101900	Platinum in semi-manufactured forms	1	2	142	169
71102190	Palladium, unwrought or in powder form; other than in lumps, ingots, cast bars or in powder form	1	7	51	10.917
71102900	Palladium in semi-manufactured forms	—	8	—	87.435
71103900	Rhodium in semi-manufactured forms	—	4	—	10.613
71104190	Iridium, osmium and ruthenium, unwrought or in powder form; other than in lumps, ingots, cast bars or in powder form	—	83	—	2.250
71104900	Iridium, osmium and ruthenium in semi-manufactured forms	162	162	588.625	588.625
71110010	Silver or gold, clad with platinum, not further worked than semi-manufactured	25	25	2	2
71110090	Base metals, other than silver or gold, clad with platinum, not further worked than semi-manufactured	—	2	—	56
71129100	Waste and scrap of gold, including metal clad with gold but excluding sweepings containing other precious metals	—	1	—	2.888
71129910	Waste and scrap of silver, including metal clad with silver but excluding sweepings containing other precious metals	—	1	—	3.163
71129990	Waste & scrap of precious metal (other than of gold, platinum, silver); waste & scrap containing precious metal/metal compounds, principally for the recovery of precious metal other than goods of heading 8549	1	6	24	114
71131110	Part of silver jewellery, whether or not plated or clad with precious metal	639	1.476	262.799	557.949
71131190	Articles of silver jewellery other than its parts, whether or not plated or clad with precious metal	4.553	12.231	1.064.512	2.398.850
71131910	Part of other precious metal jewellery (other than of silver), whether or not plated or clad with precious metal	276	695	1.287.708	2.673.138
71131990	Articles of other precious metal jewellery (other than its parts), other than of silver, whether or not plated or clad with precious metal	2.170	17.318	1.973.426	4.842.465
71132010	Part of base metal jewellery, clad with precious metal	—	11	—	3.825
71132090	Articles of base metal jewellery, other than its parts, clad with precious metal	7.043	7.300	15.092	22.904
71141100	Articles of silversmiths' wares and parts thereof, whether or not plated or clad with other precious metal	36	46	9.672	11.089
71142000	Articles of base metal wares and parts thereof, clad with precious metal	45	120	68.710	152.286
71151000	Catalysts in the form of wire cloth or grill, of platinum	—	34	—	563.664
71159010	Other articles of gold or silver	87	1.007	29.507	510.421
71159020	Other articles of metal clad with gold or silver	43	45	7.994	9.531
71159090	Other articles of precious metal or of metal clad with precious metal; other than catalysts in the form of wire cloth/grill, of platinum; other than of gold/silver, or of metal clad with gold/silver	6.291	28.130	150.068	338.832
71161000	Articles of natural or cultured pearl	5	32	266	682
71162000	Articles of precious or semi-precious stones (natural, synthetic or reconstructed)	3.952	15.114	79.373	475.390
71171110	Imitation jewellery of base metal, whether or not plated with precious metal; parts of cuff-links and studs	627	1.685	4.252	11.015
71171190	Imitation jewellery of base metal, whether or not plated with precious metal; cuff-links and studs; other than its parts	1.111	8.424	30.768	144.299
71171910	Imitation jewellery of base metal, whether or not plated with precious metal; other than cuff-links and studs; bangles	413	1.875	24.626	77.499
71171920	Imitation jewellery of base metal, whether or not plated with precious metal; other than cuff-links and studs; other than bangles	140.263	908.857	575.876	2.360.636
71171990	Part of imitation jewellery of base metal, whether or not plated with precious metal; other than parts of cuff-links and studs	27.814	139.748	337.764	1.731.923
71179010	Imitation jewellery; other than of base metal; bangles	3.809	4.668	37.477	82.781

Lanjutan Tabel 2.5

H S	Uraian Komoditi	Berat Bersih (kg)		Nilai CIF (US\$)	
		Maret 2024	Jan-Mar 2024	Maret 2024	Jan-Mar 2024
(1)	(2)	(3)	(4)	(5)	(6)
71179020	Imitation jewellery; other than of base metal; other than bangles	40.363	166.796	443.705	1.499.626
71179094	Parts of imitation jewelry; wholly of plastics, glass, wood, worked tortoise shell, ivory, bone, horn, coral, mother-of-pearl, other animal carving material, worked vegetable/mineral carving material/ of porcelain	1.686	19.551	3.665	34.368
71179099	Part of imitation jewellery, other than of base metal; other than those of HS 71179094	9.816	36.692	105.212	629.118
71181010	Silver coin, not being legal tender	2	89	610	989
71181090	Coin (other than gold coin), not being legal tender; other than silver coin	1.961	3.373	13.959	28.116
71189020	Silver coin, being legal tender	—	2	—	244
71189090	Coin, whether or not legal tender; other than gold coin or silver coin	179	617	476	1.490
72011000	Pig iron and spiegeleisen in pig, block or other primary form, nonalloy pig iron weight not exceeding than 0.5% phosphorus	398.255	1.064.755	279.893	729.455
72015000	Alloy pig iron; spiegeleisen	7	7	500	500
72021100	Ferro-manganese containing by weight more than 2 % carbon	1.062.000	3.791.436	903.899	3.301.774
72021900	Ferro-manganese containing by weight not more than 2 % carbon	538.030	2.711.088	813.630	3.690.936
72022100	Ferro-silicon containing by weight more than 55 % silicon	7.462.765	27.950.155	10.000.694	37.021.585
72022900	Ferro-silicon containing by weight not more than 55% silicon	162.000	528.061	353.421	1.070.624
72023000	Ferro-silico-manganese	10.603.034	32.407.216	11.188.702	33.888.238
72024100	Ferro-chromium containing by weight more than 4% carbon	98.526.314	304.629.500	125.656.710	358.816.292
72024900	Ferro-chromium containing by weight not more than 4% carbon	25.000	434.781	73.152	1.339.845
72025000	Ferro-silico-chromium	20.000	25.000	62.000	78.888
72027000	Ferro-molybdenum	482.991	1.656.381	14.007.761	46.730.921
72029100	Ferro-titanium and ferro-silico-titanium	10.000	64.005	39.292	225.128
72029200	Ferro-vanadium	—	2.000	—	42.390
72029300	Ferro-niobium	20.000	40.000	586.344	1.172.510
72029900	Ferro-alloys; n.e.c. in heading 7202	925.862	2.435.333	746.226	2.313.921
72031000	Ferrous products obtained by direct reduction of iron ore, in lumps, pellets or similar forms; iron having a minimum purity by weight of 99.94 %, in lumps, pellets or similar forms	—	183	—	321
72039000	Ferrous products obtained by other spongy ferrous products, in lumps, pellets or similar forms; iron having a minimum purity by weight of 99.94 %, in lumps, pellets or similar forms	3.001	21.504.105	8.899	9.413.776
72041000	Waste and scrap of cast iron	188.675	530.944	146.744	438.576
72042100	Waste and scrap of alloy steel; of stainless steel	1	2	104	162
72042900	Waste and scrap, of alloy steel; other than of stainless steel	1.402.550	3.508.000	726.201	1.738.753
72043000	Waste and scrap of tinned iron or steel	—	843.710	—	329.046
72044100	Waste and scrap of iron or steel; turning, shaving, chip, milling waste, sawdust, filing, trimming and stamping, whether or not in bundle	241.750	404.055	74.792	136.114
72044900	Waste and scrap of iron or steel; other than turning, shaving, chip, milling waste, sawdust, filing, trimming and stamping, whether or not in bundle	58.300.063	228.637.367	24.396.840	95.014.769
72051000	Granules, of pig iron, spiegeleisen, iron or steel	630.136	3.197.999	468.160	2.321.241
72052100	Powders of alloy steel	214.182	601.674	893.534	2.787.113
72052900	Powders, of pig iron, spiegeleisen, iron or steel; other than of alloy steel	649.690	2.523.174	1.118.292	4.295.691
72061010	Iron and non-alloy steel in ingots or other primary forms other than iron heading of 7203, containing by weight more than 0.6% of carbon	11	11	642	642
72061090	Iron and non-alloy steel in ingots or other primary forms other than iron heading of 7203, containing by weight not more than 0.6% of carbon	23	3.743	222	8.831
72069000	Iron and non-alloy steel in primary forms other than iron heading of 7203, other than ingot	100.562	108.936	212.521	239.577
72071100	Semi-finished products of iron or non-alloy steel; containing by weight < 0.25 % of carbon; of rectangular (including square) cross-section, the width measuring less than twice the thickness	61.986.084	167.515.597	33.474.258	89.182.710
72071210	Semi-finished products of iron or non-alloy steel slabs; containing by weight < 0.25% of carbon; of rectangular (other than square) cross-section, the width measuring less than twice the thickness	121.800.286	330.056.015	61.848.742	161.846.107

Lanjutan Tabel 2.5

H S	Uraian Komoditi	Berat Bersih (kg)		Nilai CIF (US\$)	
		Maret 2024	Jan-Mar 2024	Maret 2024	Jan-Mar 2024
(1)	(2)	(3)	(4)	(5)	(6)
72071290	Semi-finished products of iron/non-alloy steel oth than slabs; containing by weight < 0.25% of carbon;of rectangular (other than square) cross-section,the width measuring less than twice the thickness	9.714	11.757	45.566	52.310
72071900	Semi-finished products of iron or non-alloy steel; containing by weight < 0.25 % of carbon; other than of rectangular cross-section, the width measuring less than twice the thickness	48.645.588	172.902.006	25.571.026	88.655.224
72072010	Semi-finished products of iron or non-alloy steel slabs; containing by weight ≥ 0.25 % but < 0.6 % of carbon	10	1.314.038	277	718.392
72072029	Other than blocks roughly shaped by forging; sheet bars, not slabs; containing by weight ≥ 0.25 % but < 0.6 % of carbon	77.930.985	220.936.016	41.283.291	115.224.220
72072092	Blocks roughly shaped by forging; sheet bars, not slabs; containing by weight ≥ 0.6 % of carbon	108.988	385.098	180.621	1.070.607
72072099	Other than blocks roughly shaped by forging; sheet bars, not slabs; containing by weight ≥ 0.6 % of carbon	46.524	41.037.331	97.535	21.403.270
72081000	Flat-rolled products of iron or non-alloy steel in coils, of a width ≥ 600 mm; not further worked than hot-rolled, with patterns in relief, not clad, plated or coated	5.336.900	5.428.305	3.442.301	3.585.348
72082500	Flat-rolled products of iron or non-alloy steel in coils, of a width ≥ 600 mm; of a thickness ≥ 4.75 mm; not further worked than hot-rolled, pickled, not clad, plated or coated	2.811.267	6.954.538	2.656.434	6.610.112
72082600	Flat-rolled products of iron or non-alloy steel in coils, of a width ≥ 600 mm; of a thickness ≥ 3 mm but < 4.75 mm; not further worked than hot-rolled, pickled, not clad, plated or coated	10.483.255	29.893.599	9.771.944	27.916.740
72082719	Flat-rolled products of iron or non-alloy steel in coils, of a width ≥ 600mm; of a thickness < 2mm; containing carbon < 0.6%; not further worked than hot-rolled, pickled, not clad, plated or coated	5.265.453	13.133.350	5.045.475	12.220.220
72082791	Flat-rolled products of iron/non-alloy steel in coils, of a width ≥ 600mm; of a thickness ≥ 2mm but < 3mm; containing carbon ≥ 0.6%; not further worked than hot-rolled,pickled,not clad,plated/coated	9.450	17.960	11.784	22.396
72082799	Flat-rolled products of iron/non-alloy steel in coils, of a width ≥ 600mm; of a thickness ≥ 2mm but < 3mm; containing carbon < 0.6%; not further worked than hot-rolled,pickled,not clad,plated/coated	14.874.215	43.012.763	14.411.805	40.788.688
72083600	Flat-rolled products of iron or non-alloy steel in coils, of a width ≥ 600 mm; of a thickness > 10 mm; not further worked than hot-rolled, not clad, plated or coated	5.223.556	23.973.000	3.452.263	15.654.646
72083700	Flat-rolled products of iron or non-alloy steel in coils, of a width ≥ 600 mm; of a thickness ≥ 4.75 mm but ≤ 10 mm; not further worked than hot-rolled, not clad, plated or coated	10.031.632	33.005.977	6.930.351	22.043.936
72083800	Flat-rolled products of iron or non-alloy steel in coils, of a width ≥ 600 mm; of a thickness ≥ 3 mm but < 4.75 mm; not further worked than hot-rolled, not clad, plated or coated	16.278.408	42.470.766	10.383.274	26.238.298
72083920	Flat-rolled products of iron/non-alloy steel in coils, of a width ≥ 600 mm; of a thickness > 0.17mm but ≤ 1,5mm; containing carbon < 0.6%; not further worked than hot-rolled, not clad,plated/coated	3.152.450	16.972.271	2.208.584	11.402.003
72083940	Flat-rolled products of iron/non-alloy steel in coils,of a width≥ 600mm but≤ 1,250mm; of a thickness>2mm but<3mm; max tensile strength 550Mpa; not further worked than hot-rolled,not clad,plated/coated	25.967.865	63.487.606	16.419.399	39.468.932
72083990	Flat-rolled products of iron or non-alloy steel in coils, of a width ≥ 600mm; of a thickness > 1,5mm but < 3mm; containing carbon ≥ 0.6%; not further worked than hot-rolled, not clad, plated/coated	24.394.578	99.830.932	15.940.451	62.648.597
72084000	Flat-rolled products of iron or non-alloy steel in coils, of a width ≥ 600 mm; not in coils, not further worked than hot-rolled, with patterns in relief, plated or coated	6.495.902	11.628.394	4.191.374	8.403.855
72085100	Flat-rolled products of iron or non-alloy steel not in coils, of a width ≥ 600 mm; of a thickness > 10 mm; not further worked than hot-rolled, not clad, plated or coated	10.473.651	94.781.975	7.889.193	71.877.956
72085200	Flat-rolled products of iron or non-alloy steel not in coils, of a width ≥ 600 mm; of a thickness ≥ 4.75 mm but ≤ 10 mm; not further worked than hot-rolled, not clad, plated or coated	1.918.240	51.398.340	1.667.541	36.926.329

Lanjutan Tabel 2.5

H S	Uraian Komoditi	Berat Bersih (kg)		Nilai CIF (US\$)	
		Maret 2024	Jan–Mar 2024	Maret 2024	Jan–Mar 2024
(1)	(2)	(3)	(4)	(5)	(6)
72085300	Flat-rolled products of iron or non-alloy steel not in coils, of a width $\geq 600$ mm; of a thickness $\geq 3$ mm but $< 4.75$ mm; not further worked than hot-rolled, not clad, plated or coated	228.485	564.409	225.533	700.331
72085410	Flat-rolled products of iron or non-alloy steel not in coils, of a width $\geq 600$ mm; of a thickness $\leq 0.17$ mm; containing carbon $< 0.6\%$ ; not further worked than hot-rolled, not clad, plated or coated	5	5	135	135
72085490	Flat-rolled products of iron/non-alloy steel not in coils, of a width $\geq 600$ mm; of a thickness $> 0.17$ mm but $< 3$ mm; containing carbon $< 0.6\%$ ; not further worked than hot-rolled, not clad, plated/coated	3.282	666.336	2.208	465.870
72089010	Flat-rolled products of iron or non-alloy steel corrugated, of a width $\geq 600$ mm; hot-rolled, not clad, plated or coated	–	23.143	–	8.261
72089090	Flat-rolled products of iron/non-alloy steel, other than coil and not coils, of a width $\geq 600$ mm; other than with a thickness $\leq 0.17$ mm and containing carbon $< 0.6\%$ ; hot-rolled, not clad, plated/coated	345.139	2.324.045	611.300	2.874.317
72091500	Flat-rolled products of iron or non-alloy steel in coil; of a width $\geq 600$ mm; of a thickness $\geq 3$ mm; not further worked than cold-rolled, not clad, plated or coated	264.647	608.100	273.992	630.815
72091610	Flat-rolled products of iron or non-alloy steel in coil; of a width $\geq 600$ mm but $\leq 1,250$ mm; of a thickness $> 1$ mm but $< 3$ mm; not further worked than cold-rolled, not clad, plated or coated	8.458.617	23.228.137	7.007.708	19.753.843
72091690	Flat-rolled products of iron or non-alloy steel in coil; of a width $> 1,250$ mm; of a thickness $> 1$ mm but $< 3$ mm; not further worked than cold-rolled, not clad, plated or coated	4.219.097	8.341.860	3.613.885	7.318.375
72091710	Flat-rolled products of iron or non-alloy steel in coil; of a width $\geq 600$ mm but $\leq 1,250$ mm; of a thickness $\geq 0.5$ but $\leq 1$ mm; not further worked than cold-rolled, not clad, plated or coated	9.804.522	26.941.013	7.747.116	21.864.691
72091790	Flat-rolled products of iron or non-alloy steel in coil; of a width $> 1,250$ mm; of a thickness $\geq 0.5$ mm but $\leq 1$ mm; not further worked than cold-rolled, not clad, plated or coated	20.280.180	38.835.976	17.004.843	33.250.717
72091810	Tin-mill blackplate in coil; of a width of 600 mm or more; of a thickness $< 0.5$ mm; not further worked than cold-rolled, not clad, plated or coated,	11.796.772	33.418.003	10.124.790	28.960.988
72091899	Flat-rolled products of iron/non-alloy steel in coil, other than tin-mill blackplate; of a width $\geq 600$ mm; carbon $< 0.6\%$ and of thickness $> 0.17$ mm but $< 0.5$ mm; not further worked than cold-rolled, not clad, plated/coated	9.854.611	24.090.245	7.083.533	17.312.666
72092500	Flat-rolled products of iron or non-alloy steel not in coil; of a width $\geq 600$ mm; of a thickness $\geq 3$ mm; not further worked than cold-rolled, not clad, plated or coated	1.647.856	1.784.521	1.031.546	1.149.726
72092890	Flat-rolled products of iron/non-alloy steel not in coil, other than tin-mill blackplate; of width $\geq 600$ mm; carbon $< 0.6\%$ and of thickness $> 0.17$ mm but $< 0.5$ mm; not further worked than cold-rolled, not clad, plated/coated	–	6	–	9
72099090	Flat-rolled products of iron or non-alloy steel other than corrugated, of a width of width $\geq 600$ mm, cold-rolled (cold-reduced), not clad, plated or coated	–	26	–	525
72101110	Flat-rolled products of iron or non-alloy steel, of a width $\geq 600$ mm, clad, plated or coated with tin; of a thickness $\geq 0.5$ mm; containing by weight $\geq 0.6\%$ of carbon	435	40.520	19.592	92.747
72101190	Flat-rolled products of iron or non-alloy steel, of a width $\geq 600$ mm, clad, plated or coated with tin; of a thickness $\geq 0.5$ mm; containing by weight $< 0.6\%$ of carbon	30	246.861	1.620	406.136
72101210	Flat-rolled products of iron or non-alloy steel, of a width $\geq 600$ mm, clad, plated or coated with tin; of a thickness $< 0.5$ mm; containing by weight $\geq 0.6\%$ of carbon	339.782	3.352.394	454.627	3.881.846
72101290	Flat-rolled products of iron or non-alloy steel, of a width $\geq 600$ mm, clad, plated or coated with tin; of a thickness $< 0.5$ mm; containing by weight $< 0.6\%$ of carbon	4.822.581	13.882.966	5.235.617	14.727.941
72102010	Flat-rolled products of iron or non-alloy steel, of a width $\geq 600$ mm, clad, plated or coated with lead, including terne-plate; containing by weight $\geq 0.6\%$ of carbon	111.486	222.909	213.783	435.451

Lanjutan Tabel 2.5

H S	Uraian Komoditi	Berat Bersih (kg)		Nilai CIF (US\$)	
		Maret 2024	Jan–Mar 2024	Maret 2024	Jan–Mar 2024
(1)	(2)	(3)	(4)	(5)	(6)
72102090	Flat-rolled products of iron or non-alloy steel, of a width $\geq$ 600 mm, clad, plated or coated with lead, including terne-plate; containing by weight $< 0.6$ % of carbon	29.496	68.711	41.211	96.988
72103011	Flat-rolled products of iron or non-alloy steel, of a width $\geq$ 600 mm, clad, electrolytically plated or coated with zinc; containing by weight $< 0.6$ % of carbon; of a thickness $\leq 1.2$ mm	3.911.654	11.716.133	4.239.299	12.877.457
72103012	Flat-rolled products of iron or non-alloy steel, of a width $\geq$ 600 mm, clad, electrolytically plated or coated with zinc; containing by weight $< 0.6$ % of carbon; of a thickness $> 1.2$ mm but $\leq 1.5$ mm	67.910	301.655	101.637	352.480
72103019	Flat-rolled products of iron or non-alloy steel, of a width $\geq$ 600 mm, clad, electrolytically plated or coated with zinc; containing by weight $< 0.6$ % of carbon; of a thickness $> 1.5$ mm	87.355	321.331	89.810	362.245
72103091	Flat-rolled products of iron or non-alloy steel, of a width $\geq$ 600 mm, clad, electrolytically plated or coated with zinc; containing by weight $\geq 0.6$ % of carbon; of a thickness $\leq 1.2$ mm	91.991	91.991	95.626	95.626
72103099	Flat-rolled products of iron or non-alloy steel, of a width $\geq$ 600 mm, clad, electrolytically plated or coated with zinc; containing by weight $\geq 0.6$ % of carbon; of a thickness $> 1.2$ mm	1.244.546	3.621.586	1.318.261	3.633.640
72104111	Flat-rolled products of iron or non-alloy steel, of a width $\geq$ 600 mm, clad, otherwise plated or coated with zinc; corrugated; containing by weight $< 0.6$ % of carbon; of a thickness $\leq 1.2$ mm	–	55	–	667
72104119	Flat-rolled products of iron or non-alloy steel, of a width $\geq$ 600 mm, clad, otherwise plated or coated with zinc; corrugated; containing by weight $< 0.6$ % of carbon; of a thickness $> 1.5$ mm	–	45	–	1.190
72104191	Flat-rolled products of iron or non-alloy steel, of a width $\geq$ 600 mm, clad, otherwise plated or coated with zinc; corrugated; containing by weight $\geq 0.6$ % of carbon; of a thickness $\leq 1.2$ mm	3.070	3.070	9.932	9.932
72104199	Flat-rolled products of iron or non-alloy steel, of a width $\geq$ 600 mm, clad, otherwise plated or coated with zinc; corrugated; containing by weight $\geq 0.6$ % of carbon; of a thickness $> 1.2$ mm	9.885	12.241	8.689	11.890
72104911	Flat-rolled products of iron/non-alloy steel, of a width $\geq 600$ mm,clad,plated/coated w/ zinc by the iron-zinc alloyed coating method;oth than corrugated;by weight $< 0,04$ % of carbon&of a thickness $\leq 1.2$ mm	2.024.500	5.987.985	2.098.593	6.010.341
72104914	Flat-rolled products of iron/non-alloy steel, of a width $\geq 600$ mm, ,clad, plated/coated with zinc-aluminium-magnesium alloys; oth than corrugated; by weight $< 0.6$ % of carbon & of a thickness $\leq 1.2$ mm	724.810	1.233.091	660.160	1.380.444
72104915	Flat-rolled products of iron/non-alloy steel, of a width $\geq 600$ mm,clad,plated/coated with zinc-aluminium-magnesium alloys;oth than corrugated;by weight $< 0.6$ % of carbon&of a thickness $> 1.2$ mm but $\leq 1.5$ mm	376.890	814.792	372.555	813.745
72104916	Flat-rolled products of iron/non-alloy steel, of a width $\geq 600$ mm, clad,plated/coated with zinc-aluminium-magnesium alloys; oth than corrugated; by weight $< 0.6$ % of carbon & of a thickness $> 1.5$ mm	160.160	406.992	182.104	470.032
72104917	Flat-rolled products of iron/non-alloy steel, of a width $\geq 600$ mm, clad, plated/coated with zinc; oth than corrugated; by weight $< 0.6$ % of carbon & of a thickness $\leq 1.2$ mm	22.094.994	42.289.410	16.086.162	31.142.872
72104918	Flat-rolled products of iron/non-alloy steel, of a width $\geq 600$ mm, ,clad, plated/coated with zinc; oth than corrugated; by weight $< 0.6$ % of carbon & of a thickness $> 1.2$ mm but $\leq 1.5$ mm	2.932.094	4.749.254	2.064.618	3.373.418
72104919	Flat-rolled products of iron/non-alloy steel, of a width $\geq 600$ mm, clad, plated/coated with zinc; oth than corrugated; by weight $< 0.6$ % of carbon & of a thickness $> 1.5$ mm	2.165.086	6.739.564	1.915.545	5.516.067
72104999	Flat-rolled products of iron/non-alloy steel, of a width $\geq 600$ mm, clad, plated/coated with zinc; oth than corrugated; by weight $\geq 0.6$ % of carbon & of a thickness $> 1.2$ mm	51.852	225.840	69.516	194.161
72105000	Flat-rolled products of iron or non-alloy steel, of a width $\geq 600$ mm, clad, plated or coated with chromium oxides or with chromium and chromium oxides	3.124.622	12.148.456	2.426.792	9.694.441



Lanjutan Tabel 2.5

H S	Uraian Komoditi	Berat Bersih (kg)		Nilai CIF (US\$)	
		Maret 2024	Jan-Mar 2024	Maret 2024	Jan-Mar 2024
(1)	(2)	(3)	(4)	(5)	(6)
72106111	Flat-rolled products of iron or non-alloy steel, of a width $\geq$ 600 mm, clad, plated or coated with aluminium-zinc alloys; by weight $< 0.6$ % of carbon; of a thickness $\leq 1.2$ mm	24.309.816	63.612.274	19.329.765	49.709.939
72106112	Flat-rolled products of iron or non-alloy steel, of a width $\geq$ 600 mm, clad, plated or coated with aluminium-zinc alloys; by weight $< 0.6$ % of carbon; of a thickness $> 1.2$ mm but $\leq 1.5$ mm	33.860	120.760	30.256	103.916
72106119	Flat-rolled products of iron or non-alloy steel, of a width $\geq$ 600 mm, clad, plated or coated with aluminium-zinc alloys; by weight $< 0.6$ % of carbon; of a thickness $> 1.5$ mm	573.210	727.610	531.192	665.099
72106199	Flat-rolled products of iron or non-alloy steel, of a width $\geq$ 600 mm, clad, plated or coated with aluminium-zinc alloys; by weight $\geq 0.6$ % of carbon; of a thickness $> 1.2$ mm & other than corrugated	30.062	113.490	36.743	162.350
72106911	Flat-rolled products of iron or non-alloy steel, of a width $\geq$ 600 mm, clad, other than plated or coated with aluminium-zinc alloys; by weight $< 0.6$ % of carbon; of a thickness $\leq 1.2$ mm	256.800	592.164	269.206	619.135
72106919	Flat-rolled products of iron or non-alloy steel, of a width $\geq$ 600 mm, clad, other than plated or coated with aluminium-zinc alloys; by weight $< 0.6$ % of carbon; of a thickness $> 1.2$ mm	—	8.020	—	9.584
72106999	Flat-rolled products of iron or non-alloy steel, of a width $\geq$ 600 mm, clad, other than plated or coated with aluminium-zinc alloys; by weight $\geq 0.6$ % of carbon; of a thickness $> 1.2$ mm	—	1	—	33
72107012	Flat-rolled products of iron or non-alloy steel, of a width $\geq$ 600 mm, clad, painted after coating with zinc; varnished or coated with plastics; by weight $< 0.6$ % of carbon & of a thickness $\leq 1.5$ mm	1.678.642	5.205.471	2.257.388	7.253.815
72107013	Flat-rolled products of iron/non-alloy steel, of a width $\geq 600$ mm,clad,painted after coating with aluminium-zinc alloys; varnished/coated w/ plastics; by weight $< 0.6$ % of carbon&of a thickness $\leq 1.5$ mm	9.385.974	50.858.039	7.376.454	40.253.248
72107019	Flat-rolled products of iron/non-alloy steel,of width $\geq 600$ mm,clad,painted oth than after coating w/ zinc/aluminium-zinc alloys;varnished/coated w/ plastic;by weight $<0.6$ % of carbon&of thickness $\leq 1.5$ mm	750.890	2.809.736	1.200.834	3.758.062
72107021	Flat-rolled products of iron or non-alloy steel, of a width $\geq$ 600 mm, clad, painted, varnished or coated with plastics; by weight $< 0.6$ % of carbon	109.564	109.564	133.979	133.979
72107029	Flat-rolled products of iron or non-alloy steel, of a width $\geq$ 600 mm, clad, other than painted, varnished or coated with plastics; by weight $< 0.6$ % of carbon	—	486.000	—	180.468
72107091	Flat-rolled products of iron or non-alloy steel, of a width $\geq$ 600 mm, clad, painted, varnished or coated with plastics; by weight $\geq 0.6$ % of carbon	—	31.018	—	39.133
72107099	Flat-rolled products of iron or non-alloy steel, of a width $\geq$ 600 mm, clad, other than painted, varnished or coated with plastics; by weight $\geq 0.6$ % of carbon	3.048.980	9.649.862	4.483.951	15.162.899
72109010	Flat-rolled products of iron or non-alloy steel, of a width $\geq$ 600 mm; clad, plated or coated other than in HS 72101110 - 72107091; by weight $< 0.6$ % of carbon and of thickness $\leq 15$ mm	875.963	1.372.600	1.051.954	1.664.253
72109090	Flat-rolled products of iron or non-alloy steel, of a width $\geq$ 600 mm; clad, plated or coated other than in HS 72101110 - 72107091; by weight $< 0.6$ % of carbon and of thickness $> 15$ mm	865.313	5.365.026	988.035	5.793.420
72111319	Flat-rolled products of iron/non-alloy steel,not clad,plated;hot-rolled;rolled 4 faces/in a closed box pass,width $>150$ mm,thick $\geq 4$ mm;weight $<0.6$ %carbon;oth than corrugated,hoop&strip,universal plates	1.487	1.545	9.680	14.518
72111416	Flat-rolled products of iron/non-alloy steel, not clad, plated or coated; hot-rolled;oth than rolled on four faces or in a closed box pass; thick $\geq 4.75$ mm; weight $< 0.6$ % carbon; hoop and strip	67.100	98.200	107.238	157.083
72111417	Flat-rolled products of iron/non-alloy steel, not clad, plated or coated; hot-rolled;oth than rolled on four faces or in a closed box pass; thick $\geq 4.75$ mm; weight $< 0.6$ % carbon; universal plates	283	2.778	971	4.183

Lanjutan Tabel 2.5

H S	Uraian Komoditi	Berat Bersih (kg)		Nilai CIF (US\$)	
		Maret 2024	Jan–Mar 2024	Maret 2024	Jan–Mar 2024
(1)	(2)	(3)	(4)	(5)	(6)
72111419	Flat-rolled products of iron/non-alloy steel, not clad, plated; hot-rolled; oth than rolled on 4 faces; thick ≥ 4.75 mm; weight < 0.6% carbon; oth than corrugated, coils for re-rolling, hoop & strip, universal plates	86.998	145.851	106.477	177.922
72111494	Flat-rolled products of iron/non-alloy steel, not clad, plated or coated; hot-rolled; oth than rolled on four faces or in a closed box pass; thick ≥ 4.75 mm; weight ≥ 0.6% carbon; hoop and strip	–	1.288	–	1.536
72111499	Flat-rolled products of iron/non-alloy steel, not clad, plated/coated; hot-rolled; oth than rolled on 4 faces/in a closed box pass; thick ≥ 4.75 mm; weight ≥ 0.6% carbon; oth than hoop & strip, universal plates	1.358	2.909	4.051	5.274
72111913	Flat-rolled products of iron/non-alloy steel, not clad, plated/coated, width < 600 mm; hot-rolled; oth than rolled on 4 faces/in a closed box pass; weight < 0.6% carbon; hoop and strip; universal plates	496.178	842.633	545.350	956.077
72111919	Flat-rolled products of iron/non-alloy steel, not clad, plated/coated, width < 600 mm; hot-rolled; oth than rolled on 4 faces; weight < 0.6% carbon; oth than hoop & strip, universal plates, corrugated	33.930	140.271	38.812	144.392
72111991	Flat-rolled products of iron/non-alloy steel, not clad, plated/coated, width < 600 mm; hot-rolled; oth than rolled on 4 faces/in a closed box pass; weight ≥ 0.6% carbon; hoop and strip; universal plates	–	361	–	2.224
72111999	Flat-rolled products of iron/non-alloy steel, not clad, plated/coated, width < 600 mm; hot-rolled; oth than rolled on 4 faces; weight ≥ 0.6% carbon; oth than hoop & strip, universal plates	58.911	247.786	77.726	261.411
72112320	Flat-rolled products of iron/non-alloy steel, not clad, plated or coated, width < 600 mm; cold-rolled; weight < 0.25% carbon; hoop and strip, of a width not exceeding 400 mm	278.619	1.038.230	374.679	1.303.033
72112390	Flat-rolled products of iron/non-alloy steel, not clad, plated/coated, width < 600 mm; cold-rolled; weight < 0.25% carbon; oth than corrugated; oth than hoop & strip width ≤ 400 mm; oth than thick ≤ 0.17 mm	123.140	395.027	103.170	264.902
72112920	Flat-rolled products of iron/non-alloy steel, not clad, plated or coated, width < 600 mm; cold-rolled; weight ≥ 0.25% carbon; hoop and strip, of a width not exceeding 400 mm	200.650	993.531	516.906	2.298.312
72112930	Flat-rolled products of iron/non-alloy steel, not clad, plated or coated, width < 600 mm; cold-rolled; weight ≥ 0.25% carbon; other than corrugated, hoop & strip; thick ≤ 0.17 mm	1.239	4.111	5.720	22.024
72112990	Flat-rolled products of iron/non-alloy steel, not clad, plated/coated, width < 600 mm; cold-rolled; weight ≥ 0.25% carbon; oth than corrugated; oth than hoop & strip width ≤ 400 mm; oth than thick ≤ 0.17 mm	5.605	302.041	19.568	348.297
72119011	Flat-rolled products of iron/non-alloy steel, not clad, plated/coated; further worked than hot-rolled or cold-rolled; weight < 0.6% carbon; hoop and strip, of a width ≤ 25 mm	–	8.888	–	16.452
72119019	Flat-rolled products of iron/non-alloy steel, not clad, plated/coated; further worked than hot-rolled or cold-rolled; weight < 0.6% carbon; oth than hoop and strip; oth than corrugated; thick > 0.17 mm	4.649	15.855	20.060	58.168
72119099	Flat-rolled products of iron/non-alloy steel, not clad, plated/coated; further worked than hot-rolled or cold-rolled; weight ≥ 0.6% carbon; of a thickness of > 0.17 mm	69	25.364	8.594	63.147
72121014	Flat-rolled products of iron/non-alloy steel; plated/coated with tin; weight < 0.6 % of carbon; hoop & strip, of a width > 400 mm	37.324	72.566	60.645	118.087
72121019	Flat-rolled products of iron/non-alloy steel; plated/coated with tin; weight < 0.6 % of carbon; other than hoop & strip of a width ≤ 25 mm or of a width > 400 mm	20.566	69.255	27.905	113.446
72121094	Flat-rolled products of iron/non-alloy steel; plated/coated with tin; weight ≥ 0.6 % of carbon; hoop & strip, of a width ≤ 400 mm	–	24.745	–	42.809
72121099	Flat-rolled products of iron/non-alloy steel; plated/coated with tin; weight ≥ 0.6 % of carbon; other than hoop & strip, of a width ≤ 400 mm	1	40.687	4	120.658

Lanjutan Tabel 2.5

H S	Uraian Komoditi	Berat Bersih (kg)		Nilai CIF (US\$)	
		Maret 2024	Jan-Mar 2024	Maret 2024	Jan-Mar 2024
(1)	(2)	(3)	(4)	(5)	(6)
72122010	Flat-rolled products of iron/non-alloy steel; electrolytically plated or coated with zinc; hoop and strip, of a width not exceeding 400 mm	7.784	36.264	13.367	69.165
72122020	Flat-rolled products of iron/non-alloy steel; electrolytically plated/coated with zinc; other than hoop&strip, of a width ≤ 400 mm; containing by weight < 0.6 % of carbon & of thick ≤ 15 mm	—	23.549	—	28.204
72122090	Flat-rolled products of iron/non-alloy steel; electrolytically plated/coated with zinc; other than hoop&strip, of a width ≤ 400 mm; other than containing by weight < 0.6 % of carbon & of thick ≤ 15 mm	218.798	1.046.820	283.381	1.285.599
72123012	Flat-rolled products of iron/non-alloy steel; otherwise plated or coated with zinc; weight < 0.6 % of carbon; hoop and strip, of a width > 25 mm and ≤ 400 mm	89.771	165.707	86.123	176.531
72123013	Flat-rolled products of iron/non-alloy steel; otherwise plated or coated with zinc; weight < 0.6 % of carbon; other than hoop and strip; of a thickness of ≤ 15 mm	43.733	66.541	45.855	72.783
72123019	Flat-rolled products of iron/non-alloy steel; otherwise plated/coated with zinc; weight<0.6% of carbon; oth than hoop&strip; oth than of thick≤15 mm; oth than coated zinc/iron-zinc alloy coating method	225.423	1.420.893	183.670	1.064.804
72123090	Flat-rolled products of iron/non-alloy steel; otherwise plated or coated with zinc; weight ≥ 0.6 % of carbon	447.512	1.332.551	556.731	1.594.784
72124011	Flat-rolled products of iron/non-alloy steel; painted, varnished/ coated with plastics; weight < 0.6 % of carbon; hoop and strip, of a width ≤ 400 mm	21.327	142.806	33.719	267.231
72124012	Flat-rolled products of iron/non-alloy steel; painted, varnished/ coated with plastics; weight < 0.6 % of carbon; hoop and strip, of a width > 400 mm	145.750	379.450	159.416	431.684
72124013	Flat-rolled products of iron/non-alloy steel; painted, varnished/ coated with plastics; weight < 0.6 % of carbon; other than hoop and strip; painted after coating with zinc	—	76.090	—	131.909
72124014	Flat-rolled products of iron/non-alloy steel; painted, varnished/ coated with plastics; weight < 0.6 % of carbon; other than hoop and strip; painted after coating with aluminium-zinc alloys	—	272.882	—	212.028
72124019	Flat-rolled products of iron/non-alloy steel; painted, varnished/ coated with plastics; weight<0.6% of carbon; oth than hoop and strip; oth than painted after coating with zinc/with aluminium-zinc alloys	624.098	2.371.649	740.274	3.052.270
72124099	Flat-rolled products of iron/non-alloy steel; painted, varnished/ coated with plastics; weight ≥ 0.6 % of carbon; other than hoop and strip, of a width ≤ 400 mm	398.897	1.018.166	564.853	1.509.631
72125014	Flat-rolled products of iron/non-alloy steel; plated/coated with chromium oxides/with chromium&chromium oxides; hoop and strip, of a width > 25 mm; universal plates	227.225	313.370	250.854	328.511
72125019	Flat-rolled products of iron/non-alloy steel; plated/coated with chromium oxides/with chromium&chromium oxides; other than hoop and strip, of a width > 25 mm; universal plates	463.761	606.503	771.490	864.144
72125024	Flat-rolled products of iron/non-alloy steel; plated/coated with aluminium-zinc alloys; hoop and strip, of a width > 25 mm; universal plates	12.069.145	33.074.228	9.025.016	24.042.827
72125029	Flat-rolled products of iron/non-alloy steel; plated/coated with aluminium-zinc alloys; other than hoop and strip; other than universal plate	—	10.490	—	16.477
72125094	Flat-rolled products of iron/non-alloy steel; other than plated/coated with chromium oxides/with chromium&chromium oxides/with aluminium-zinc alloys; hoop and strip, of a width>25mm; universal plates	287.378	1.068.684	729.535	2.519.616
72125099	Flat-rolled products of iron/non-alloy steel; other than plated/coated with chromium oxides/with chromium&chromium oxides/with aluminium-zinc alloys; other than hoop & strip; other than universal plate	33.857	841.193	62.324	538.308
72126011	Flat-rolled products of iron/non-alloy steel; clad; weight < 0.6 % of carbon; hoop and strip	30	80	560	1.510

Tabel-tabel

Lanjutan Tabel 2.5

H S	Uraian Komoditi	Berat Bersih (kg)		Nilai CIF (US\$)	
		Maret 2024	Jan-Mar 2024	Maret 2024	Jan-Mar 2024
(1)	(2)	(3)	(4)	(5)	(6)
72126019	Flat-rolled products of iron/non-alloy steel; clad; weight < 0.6 % of carbon; other than hoop andstrip; other than of a thickness of ≤ 15 mm	—	1.910	—	4.841
72126091	Flat-rolled products of iron/non-alloy steel; clad; weight ≥ 0.6 % of carbon; hoop andstrip	44.423	78.685	173.253	320.237
72126099	Flat-rolled products of iron/non-alloy steel; clad; weight ≥ 0.6 % of carbon; other than hoop andstrip	32.944	62.058	114.755	154.416
72131010	Bars & rods, hot-rolled, in irregularly wound coils, of iron or non-alloy steel; containing indentations, ribs, grooves or other deformations; of circular cross-section measuring ≤ 50 mm in diameter	—	20	—	460
72131090	Bars & rods, hot-rolled, in irregularly wound coils, of iron or non-alloy steel; containing indentations, ribs, grooves or other deformations; of circular cross-section measuring > 50 mm in diameter	116	8.023	175	28.147
72132000	Bars & rods, hot-rolled, in irregularly wound coils, of iron or non-alloy steel; other than containing indentations, ribs, grooves or other deformations; of free-cutting steel	9.947	230.665	37.381	273.523
72139110	Bars&rods,hot-rolled,irregularly wound coils;oth than contain indentations,ribs,grooves;oth than of free-cutting steel;circular cross-section<14mm diameter;for producing soldering sticks	—	55.502	—	39.614
72139130	Bars&rods,hot-rolled,irregularly wound coils;oth than indentations,ribs,grooves;oth than free-cutting steel;circular cross-section<14mm diameter;weight≥0.6% carbon,≤0.03% phosphorus&≤0.035% sulphur	13.142.441	38.454.993	9.457.800	27.418.419
72139190	Bars&rods,hot-rolled,irregularly wound coils;oth than contain indentations,ribs,grooves;oth than of free-cutting steel;circular cross-section<14mm diameter; other than those of HS 72139110 - 72139130	3.040.406	10.474.564	2.431.505	8.002.685
72139910	Bars&rods,hot-rolled,irregularly wound coils;oth than contain indentations,ribs,grooves;oth than of free-cutting steel;circular cross-section≥14mm diameter;for producing soldering sticks	—	7	—	79
72139990	Bars&rods,hot-rolled,irregularly wound coils;oth than indentations;oth than free-cutting steel;circular cross-section≥14mm diameter;oth than for produce soldering sticks;oth than for concrete rebars	2.170.646	6.102.175	2.454.704	6.977.538
72141011	Other bars&rods of iron/non-alloy steel,not further worked than forged,hot-rolled,hot-drawn,but including those twisted after rolling;forged;weight < 0.6% carbon;of circular cross-section	468.550	947.981	410.690	883.480
72141019	Other bars&rods of iron/non-alloy steel,not further worked than forged,hot-rolled,hot-drawn,but including those twisted after rolling;forged;weight < 0.6% carbon;oth than of circular cross-section	40.754	400.497	89.299	614.618
72141029	Other bars&rods of iron/non-alloy steel,not further worked than forged,hot-rolled,hot-drawn,but including those twisted after rolling;forged;weight ≥ 0.6% carbon;oth than of circular cross-section	3.301	75.193	10.936	81.453
72142031	Other bars&rods of iron,not further worked than forged,hot-rolled;containing indentations,ribs;weight<0.6%carbon;of circular cross-section;for concrete rebars	461.000	3.071.224	274.169	1.787.373
72142039	Other bars&rods of iron,not further worked than forged,hot-rolled;containing indentations,ribs;weight<0.6%carbon;of circular cross-section;oth than used for concrete rebars	—	84.000	—	42.204
72142041	Other bars&rods of iron,not further worked than forged,hot-rolled;containing indentations,ribs;weight<0.6%carbon;oth than of circular cross-section;for concrete rebars	—	492.389	—	351.906
72142049	Other bars&rods of iron,not further worked than forged,hot-rolled;containing indentations,ribs;weight<0.6%carbon;oth than of circular cross-section;oth than for concrete rebars	1.155.240	1.155.240	818.879	818.879
72142059	Other bars&rods of iron,not further worked than forged,hot-rolled;containing indentations,ribs;weight≥0.6%carbon;of circular cross-section;oth than for concrete rebars	1.309.146	1.939.181	766.239	1.260.087

Lanjutan Tabel 2.5

H S	Uraian Komoditi	Berat Bersih (kg)		Nilai CIF (US\$)	
		Maret 2024	Jan-Mar 2024	Maret 2024	Jan-Mar 2024
(1)	(2)	(3)	(4)	(5)	(6)
72142069	Other bars&rods of iron,not further worked than forged,hot-rolled;containing indentations,ribs;weight≥0.6%carbon;oth than of circular cross-section;oth than for concrete rebars	241	83.046	1.152	62.599
72143010	Other bars&rods of iron,not further worked than forged,hot-rolled; oth than containing indentations,ribs; of free-cutting steel; of circular cross-section	—	9.921	—	11.676
72143090	Other bars&rods of iron,not further worked than forged,hot-rolled; oth than containing indentations,ribs; of free-cutting steel; oth than of circular cross-section	—	82.542	—	191.593
72149111	Other bars&rods of iron,not further worked than forged,hot-rolled; of rectangular/other than square cross-section; weight < 0.6% carbon; weight ≥ 0.38 % carbon and < 1.15 % of manganese	28.651	266.817	70.792	616.192
72149119	Other bars&rods of iron,not further worked than forged,hot-rolled;of rectangular/oth than square cross-section;weight<0.6% carbon; other than those of HS 72149111 - 72149112	451.553	1.953.315	365.621	1.434.258
72149120	Other bars&rods of iron,not further worked than forged,hot-rolled; of rectangular/other than square cross-section; weight ≥ 0.6% carbon	—	1.333	—	1.635
72149911	Other bars&rods of iron,not further worked than forged,hot-rolled;oth than of rectangular/oth than square cross-section;weight≥ 0.6% carbon,oth than of circular cross-section;weight<1.15% of manganese	17.898	45.464	11.917	32.323
72149919	Other bars&rods of iron,not further worked than forged,hot-rolled;oth than of rectangular;weight≥0.6% carbon,oth than of circular cross-section;oth than weight < 1.15% of manganese	483	2.529.118	1.914	1.495.236
72149991	Other bars&rods of iron,not further worked than forged,hot-rolled;oth than of rectangular/oth than square cross-section;weight< 0.6% carbon;weight <0.38% carbon, ≤0.05% phosphorus & ≤ 0.05% sulphur	1.624.299	4.778.632	1.302.993	3.819.116
72149992	Other bars&rods of iron,not further worked than forged,hot-rolled;oth than of rectangular/oth than square cross-section;weight< 0.6% carbon;weight ≥ 0.38 % carbon & < 1.15 % manganese	4.219.154	11.102.434	4.543.726	11.873.135
72149993	Other bars&rods of iron,not further worked than forged,hot-rolled;oth than of rectangular/oth than square cross-section;weight<0.6% carbon;weight ≥0.17% but < 0.46% carbon & ≥1.2% but <1.65% manganese	174.152	1.118.283	178.595	1.259.976
72149999	Other bars&rods of iron,not further worked than forged,hot-rolled;oth than of rectangular/oth than square cross-section;weight<0.6% carbon; other than those of HS 72149991 - 72149993	332.320	955.929	260.129	722.065
72151010	Other bar & rod iron/non-alloy steel; of free-cutting steel, not furtherwork than cold finished; of circular cross-section	48.600	97.316	102.945	197.449
72151090	Other bar & rod iron/non-alloy steel; of free-cutting steel,not furtherwork than cold finished; oth than of circular cross-section	37.238	238.858	71.368	427.266
72155010	Other bar & rod iron/non-alloy steel; other than of free-cutting steel,not furtherwork than cold finished; weight ≥ 0.6%carbon, other than of circular cross-section	51	51	464	464
72155099	Other bar & rod iron/non-alloy steel; other than of free-cutting steel,not furtherwork than cold finished; weight < 0.6%carbon; other than of a kind used for concrete reinforcement (rebars)	396.220	1.117.256	530.321	1.585.106
72159091	Other bar & rod iron/non-alloy steel; other than of free-cutting steel; other than of a kind used for concrete reinforcement (rebars); of circular cross-section	43.658	135.867	38.201	118.355
72159099	Other bar & rod iron/non-alloy steel; other than of free-cutting steel; other than of a kind used for concrete reinforcement (rebars); other than of circular cross-section	82.749	174.270	123.575	306.491
72161000	Angles, shapes & sections of iron/non-alloy steel; U, I or H sections, not further worked than hot-rolled, hot-drawn/extruded, of a height < 80 mm	4.876	1.143.040	10.661	1.518.163
72162110	Angles, shapes & sections of iron/non-alloy steel; L sections, not further worked than hot-rolled, hot-drawn/extruded, of a height < 80 mm; weight < 0.6 % of carbon	—	11.140	—	7.610

Tabel-tabel

Lanjutan Tabel 2.5

H S	Uraian Komoditi	Berat Bersih (kg)		Nilai CIF (US\$)	
		Maret 2024	Jan–Mar 2024	Maret 2024	Jan–Mar 2024
(1)	(2)	(3)	(4)	(5)	(6)
72162190	Angles, shapes & sections of iron/non-alloy steel; L sections, not further worked than hot-rolled, hot-drawn/extruded, of a height < 80 mm; weight ≥ 0.6 % of carbon	417.328	3.796.578	262.722	2.264.749
72163110	Angles, shapes & sections of iron/non-alloy steel; U sections, not further worked than hot-rolled, hot-drawn/extruded, of a height ≥ 80 mm; weight ≥ 0.6 % of carbon	–	966	–	4.722
72163190	Angles, shapes & sections of iron/non-alloy steel; U sections, not further worked than hot-rolled, hot-drawn/extruded, of a height ≥ 80 mm; weight < 0.6 % of carbon	301.588	1.204.305	275.066	1.037.533
72163290	Angles, shapes & sections of iron/non-alloy steel; I sections, not further worked than hot-rolled, hot-drawn/extruded, of a height ≥ 80 mm; of a thickness of more than 5 mm	705.484	6.409.511	512.363	4.585.153
72163311	Angles, shapes & sections of iron/non-alloy steel; H sections, not further worked than hot-rolled, hot-drawn/extruded, of a height ≥ 80 mm; weight < 0.6% of carbon; thickness of flange ≥ thickness of web	250.192	845.765	289.002	771.599
72163319	Angles, shapes & sections of iron/non-alloy steel; H sections, not further worked than hot-rolled, hot-drawn/extruded, of a height ≥ 80 mm; weight < 0.6% of carbon; thickness of flange < thickness of web	375.494	1.485.073	340.764	1.208.289
72163390	Angles, shapes & sections of iron/non-alloy steel; H sections, not further worked than hot-rolled, hot-drawn/extruded, of a height ≥ 80 mm; weight ≥ 0.6% of carbon	2.014.406	9.034.526	1.403.872	6.342.757
72164010	Angles, shapes & sections of iron/non-alloy steel; L or T sections, not further worked than hot-rolled, hot-drawn/extruded, of a height ≥ 80 mm; weight ≥ 0.6% of carbon	1.128	1.128	5.467	5.467
72164090	Angles, shapes & sections of iron/non-alloy steel; L or T sections, not further worked than hot-rolled, hot-drawn/extruded, of a height ≥ 80 mm; weight < 0.6% of carbon	2.881.856	6.597.893	2.019.209	4.778.481
72165011	Angles, shapes & sections of iron/non-alloy steel; other angles, shapes and sections, not further worked than hot-rolled, hot-drawn/extruded, of a height < 80 mm; weight ≥ 0.6% of carbon	215.805	215.805	126.280	126.280
72165019	Angles, shapes & sections of iron/non-alloy steel; other angles, shapes and sections, not further worked than hot-rolled, hot-drawn/extruded, of a height < 80 mm; weight < 0.6% of carbon	171.807	763.965	172.278	645.843
72165091	Angles, shapes & sections of iron/non-alloy steel; other angles, shapes and sections, not further worked than hot-rolled, hot-drawn/extruded, of a height ≥ 80 mm; weight ≥ 0.6% of carbon	20.239	600.919	43.688	775.337
72165099	Angles, shapes & sections of iron/non-alloy steel; other angles, shapes and sections, not further worked than hot-rolled, hot-drawn/extruded, of a height ≥ 80 mm; weight < 0.6% of carbon	3.502.884	12.579.361	2.400.984	8.800.935
72166100	Angles, shapes & sections of iron/non-alloy steel; not further worked than cold- formed or cold-finished; obtained from flat-rolled products	51.584	259.469	38.495	173.654
72166900	Angles, shapes & sections of iron/non-alloy steel; not further worked than cold- formed or cold-finished; other than obtained from flat-rolled products	204.176	417.296	154.744	341.760
72169110	Angles of iron/non-alloy steel, other than slotted angles, weight ≥ 0.6% of carbon; cold-formed or cold-finished from flat-rolled products	387.215	1.948.479	259.957	1.258.867
72169190	Angles of iron/non-alloy steel, other than slotted angles, weight < 0.6% of carbon; cold-formed or cold-finished from flat-rolled products	35.064	73.648	31.616	77.085
72169900	Angles, shapes & sections of iron/non-alloy steel; other than cold-formed or cold-finished from flat-rolled products	1.042.169	6.151.107	794.379	4.146.996
72171010	Wire of iron or non-alloy steel; not plated or coated, whether or not polished; containing by weight < 0.25 % of carbon	550.277	1.796.355	621.646	2.027.993
72171022	Reed wire; wire of a kind used for making strands for prestressing concrete; free-cutting steel wire; not plated or coated, whether or not polished; weight ≥ 0.25 % but < 0.6 % of carbon	167	2.732	5.248	23.406
72171029	Other than reed wire; wire of a kind used for making strands for prestressing concrete; free-cutting steel wire; not plated or coated, whether or not polished; weight ≥ 0.25 % but < 0.6 % of carbon	399.020	1.493.879	555.704	1.779.271

Lanjutan Tabel 2.5

H S	Uraian Komoditi	Berat Bersih (kg)		Nilai CIF (US\$)	
		Maret 2024	Jan–Mar 2024	Maret 2024	Jan–Mar 2024
(1)	(2)	(3)	(4)	(5)	(6)
72171039	Wire of iron/non-alloy steel;not plated/coated,whether/not polished;weight≥0.6% of carbon;oth than spokes wire,reed wire,free-cutting steel wire;oth than for making strands for prestressing concrete	210.579	514.197	351.405	904.125
72172010	Wire iron/non-alloy steel; plated/coated with zinc; weight < 0.25 % carbon	1.198.314	3.145.201	1.206.973	3.154.116
72172020	Wire iron/non-alloy steel; plated/coated with zinc; weight ≥ 0.25 % but < 0.45 % of carbon	124.437	287.591	448.020	988.194
72172091	Steel core wire of a kind used for steel reinforced aluminium conductors (ACSR); plated/coated with zinc; weight ≥ 0.45 % of carbon	96	20.132	69.075	250.624
72172099	Wire iron/non-alloy steel; plated/coated with zinc; weight ≥ 0.45 % of carbon; other than steel core wire of a kind used for steel reinforced aluminium conductors (ACSR)	636.249	1.822.559	1.051.556	3.376.789
72173011	Wire iron/non-alloy steel; plated/coated with tin; weight < 0.25 % carbon	–	669	–	2.306
72173019	Wire iron/non-alloy steel; plated/coated with other base metals other than tin; weight < 0.25 % carbon	17.432	58.370	91.008	335.061
72173033	Brass coated steel wire of a kind used in the manufacture of pneumatic rubber tyres; weight ≥ 0.6 % carbon	1.228.284	3.014.185	1.327.826	3.386.457
72173034	Other copper alloy coated steel wire of a kind used in the manufacture of pneumatic rubber tyres; weight ≥ 0.6 % carbon	1.563.034	6.101.943	1.716.729	6.573.822
72173035	Wire iron/non-alloy steel; plated/coated with tin; weight ≥ 0.6 % carbon	614	614	5.537	5.537
72173039	Wire iron/non-alloy steel; plated/coated with other base metals; weight ≥ 0.6 % carbon; other than those of HS 72173033 - 72173035	10.218	27.976	59.136	210.965
72179010	Wire iron/non-alloy steel; other than plated/coated with zinc or with other base metals; weight < 0.25 % carbon	7.723	46.409	9.836	63.028
72179090	Wire iron/non-alloy steel; other than plated/coated with zinc or with other base metals; weight ≥ 0.25 % carbon	38.344	800.735	64.969	640.300
72181000	Stainless steel in ingots and other primary forms	2.000	2.045	7.077	8.712
72189100	Semi- finished products of stainless steel; of rectangular (other than square) cross-section	65	81	2.974	6.522
72189900	Semi- finished products of stainless steel; other than of rectangular (other than square) cross-section	1.051.704	4.117.064	1.644.098	5.687.478
72191100	Flat-rolled products of stainless steel, of a width of 600 mm or more; not further worked than hot-rolled, in coils; of a thickness exceeding 10 mm	681	1.928	3.791	98.090
72191200	Flat-rolled products of stainless steel, of a width of 600 mm or more; not further worked than hot-rolled, in coils; of a thickness of 4.75 mm or more but not exceeding 10 mm	128.860	751.748	239.679	1.421.370
72191300	Flat-rolled products of stainless steel, of a width of 600 mm or more; not further worked than hot-rolled, in coils; of a thickness of 3 mm or more but less than 4.75 mm	585.145	2.277.176	998.730	4.138.606
72191400	Flat-rolled products of stainless steel, of a width of 600 mm or more; not further worked than hot-rolled, in coils; of a thickness of less than 3 mm	69.504	672.569	206.841	1.756.311
72192100	Flat-rolled products of stainless steel, of a width of 600 mm or more; not further worked than hot-rolled, not in coils; of a thickness exceeding 10 mm	15.027.701	16.294.155	11.299.985	14.165.306
72192200	Flat-rolled products of stainless steel, of a width of 600 mm or more; not further worked than hot-rolled, not in coils; of a thickness of 4.75 mm or more but not exceeding 10 mm	875.867	3.998.857	1.904.886	8.863.183
72192300	Flat-rolled products of stainless steel, of a width of 600 mm or more; not further worked than hot-rolled, not in coils; of a thickness of 3 mm or more but less than 4.75 mm	606.721	2.064.382	1.321.864	4.595.676
72192400	Flat-rolled products of stainless steel, of a width of 600 mm or more; not further worked than hot-rolled, not in coils; of a thickness of less than 3 mm	361.034	906.547	689.928	1.652.325
72193100	Flat-rolled products of stainless steel, of a width of 600 mm or more; not further worked than cold-rolled (cold-reduced); of a thickness of 4.75 mm or more	33.188	368.656	143.106	2.664.914

Tabel-tabel

Lanjutan Tabel 2.5

H S	Uraian Komoditi	Berat Bersih (kg)		Nilai CIF (US\$)	
		Maret 2024	Jan–Mar 2024	Maret 2024	Jan–Mar 2024
(1)	(2)	(3)	(4)	(5)	(6)
72193200	Flat-rolled products of stainless steel, of a width of 600 mm or more; not further worked than cold-rolled (cold-reduced); of a thickness of 3 mm or more but less than 4.75 mm	19.845	213.366	74.305	568.815
72193300	Flat-rolled products of stainless steel, of a width of 600 mm or more; not further worked than cold-rolled (cold-reduced), not in coils; of a thickness exceeding 1 mm but less than 3 mm	3.168.772	8.730.541	5.785.717	15.723.097
72193400	Flat-rolled products of stainless steel, of a width of 600 mm or more; not further worked than cold-rolled (cold-reduced), not in coils; of a thickness of 0.5 mm or more but not exceeding 1 mm	3.395.415	9.898.491	5.346.609	15.754.465
72193500	Flat-rolled products of stainless steel, of a width of 600 mm or more; not further worked than cold-rolled (cold-reduced), not in coils; of a thickness of less than 0.5 mm	393.884	2.911.522	781.476	4.501.194
72199000	Flat-rolled products of stainless steel, of a width of 600 mm or more; other than not further worked than hot-rolled or cold-rolled	170.850	703.436	755.509	2.401.945
72201110	Flat-rolled products of stainless steel, of a width < 600 mm; not further worked than hot-rolled; of a thickness of ≥ 4.75 mm; hoop and strip, of a width ≤ 400 mm	52.860	190.165	473.372	733.002
72201190	Flat-rolled products of stainless steel, of a width < 600 mm; not further worked than hot-rolled; of a thickness of ≥ 4.75 mm; hoop and strip, of a width > 400 mm	252.492	939.254	401.456	1.494.134
72201210	Flat-rolled products of stainless steel, of a width < 600 mm; not further worked than hot-rolled; of a thickness of < 4.75 mm; hoop and strip, of a width ≤ 400 mm	103	131.481	14.036	259.756
72201290	Flat-rolled products of stainless steel, of a width < 600 mm; not further worked than hot-rolled; of a thickness of < 4.75 mm; hoop and strip, of a width > 400 mm	278.270	1.016.408	659.851	2.382.917
72202010	Flat-rolled products of stainless steel, of a width < 600 mm; not further worked than cold-rolled (cold-reduced); hoop and strip, of a width ≤ 400 mm	323.383	1.054.230	719.763	2.778.219
72202090	Flat-rolled products of stainless steel, of a width < 600 mm; not further worked than cold-rolled (cold-reduced); hoop and strip, of a width > 400 mm	126.784	460.353	528.963	1.846.361
72209010	Flat-rolled products of stainless steel, of a width < 600 mm; other than not further worked than hot-rolled or cold-rolled; hoop and strip, of a width ≤ 400 mm	9.510	156.862	97.413	1.359.154
72209090	Flat-rolled products of stainless steel, of a width < 600 mm; other than not further worked than hot-rolled or cold-rolled; hoop and strip, of a width > 400 mm	70.342	412.456	452.878	2.436.891
72210000	Bars and rods, hot-rolled, in irregularly wound coils, of stainless steel	927.673	2.639.634	1.712.555	5.968.446
72221100	Bars and rods, not further worked than hot-rolled, hot-drawn or extruded; of circular cross-section	44.475	291.422	288.675	1.346.847
72221900	Bars and rods, not further worked than hot-rolled, hot-drawn or extruded; other than of circular cross-section	329.144	498.288	828.167	1.547.701
72222010	Bars and rods, not further worked than cold-formed or cold-finished; of circular cross-section	113.870	418.417	680.157	2.757.035
72222090	Bars and rods, not further worked than cold-formed or cold-finished; other than of circular cross-section	620.974	1.919.077	2.036.903	6.661.213
72223010	Other bars and rods of stainless steel; other than not further worked than hot-rolled or cold-formed; of circular cross-section	150.957	429.419	304.634	1.069.272
72223090	Other bars and rods of stainless steel; other than not further worked than hot-rolled or cold-formed; other than of circular cross-section	497.040	1.433.132	1.019.000	2.855.746
72224010	Angles, shapes and sections of stainless steel; not further worked than hot-rolled, hot-drawn or extruded	172.036	222.359	352.638	502.265
72224090	Angles, shapes and sections of stainless steel; other than not further worked than hot-rolled, hot-drawn or extruded	600.021	2.120.044	984.511	4.403.025
72230010	Wire of stainless steel, of cross-section exceeding 13 mm	5.212	6.591	45.520	55.173
72230090	Wire of stainless steel, of cross-section not exceeding 13 mm	981.296	3.057.912	2.259.727	9.809.025
72241000	Other alloy steel in ingots and other primary forms	–	96.589	–	144.559
72249000	Semi-finished products of other alloy steel	369.426	3.422.597	407.892	3.129.682
72251100	Flat-rolled products of other alloy steel, of a width ≥ 600 mm; grain-oriented of silicon-electrical steel	153.953	1.617.671	265.534	3.587.762



Lanjutan Tabel 2.5

H S	Uraian Komoditi	Berat Bersih (kg)		Nilai CIF (US\$)	
		Maret 2024	Jan–Mar 2024	Maret 2024	Jan–Mar 2024
(1)	(2)	(3)	(4)	(5)	(6)
72251900	Flat-rolled products of other alloy steel, of a width $\geq$ 600 mm; of silicon-electrical steel; other than grain-oriented	766.684	4.234.016	1.043.308	5.129.379
72253090	Flat-rolled products of other alloy steel, of a width $\geq$ 600 mm; other than of silicon-electrical steel; not further worked than hot-rolled, in coils; other than of high speed steel	20.933.834	57.455.976	16.074.097	44.699.094
72254010	Flat-rolled products of other alloy steel, of a width $\geq$ 600 mm; other than of silicon-electrical steel; not further worked than hot-rolled, not in coils; of high speed steel	–	11.186	–	17.935
72254090	Flat-rolled products of other alloy steel, of a width $\geq$ 600 mm; other than of silicon-electrical steel; not further worked than hot-rolled, not in coils; other than of high speed steel	5.021.888	20.703.102	5.911.156	23.497.335
72255010	Flat-rolled products of other alloy steel, of a width $\geq$ 600 mm; other than of silicon-electrical steel; not further worked than cold-rolled (cold-reduced); of high speed steel	19.895	40.120	17.000	34.444
72255090	Flat-rolled products of other alloy steel, of a width $\geq$ 600 mm; other than of silicon-electrical steel; not further worked than cold-rolled (cold-reduced); other than of high speed steel	67.443.431	154.151.857	52.567.753	122.007.559
72259190	Flat-rolled products of other alloy steel, width $\geq$ 600mm; oth than of silicon-electrical steel; electrolytically plated or coated with zinc; other than of high speed steel	563.790	1.501.313	571.853	1.668.624
72259220	Flat-rolled products of other alloy steel, width $\geq$ 600mm; otherwise plated or coated with zinc; other than of high speed steel; plated or coated with zinc-aluminium-magnesium alloys	1.800.635	2.973.842	1.540.543	3.123.652
72259290	Flat-rolled products of other alloy steel, width $\geq$ 600mm; otherwise plated or coated with zinc; other than of high speed steel; other than plated or coated with zinc-aluminium-magnesium alloys	17.871.098	53.167.208	14.082.410	41.741.474
72259910	Flat-rolled products of other alloy steel, width $\geq$ 600mm; of high speed steel; other than those of subheadings 722591, 722592	76	76	464	464
72259990	Flat-rolled products of other alloy steel, width $\geq$ 600mm; other than of high speed steel; other than those of subheadings 722591, 722592	29.238.767	79.271.178	22.984.040	62.968.864
72261110	Flat-rolled products of other alloy steel, width < 600 mm; of silicon-electrical steel; grain-oriented; hoop and strip, of a width $\leq$ 400 mm	85.401	142.298	163.595	305.325
72261190	Flat-rolled products of other alloy steel, width < 600 mm; of silicon-electrical steel; grain-oriented; hoop and strip, of a width > 400 mm	253.978	749.556	532.463	1.940.262
72261910	Flat-rolled products of other alloy steel, width < 600 mm; of silicon-electrical steel; other than grain-oriented; hoop and strip, of a width $\leq$ 400 mm	–	3.191	–	5.128
72261990	Flat-rolled products of other alloy steel, width < 600 mm; of silicon-electrical steel; other than grain-oriented; hoop and strip, of a width > 400 mm	–	291.029	–	370.755
72262010	Flat-rolled products of other alloy steel, width < 600 mm; of high speed steel; hoop and strip, of a width $\leq$ 400 mm	–	5.411	–	56.153
72262090	Flat-rolled products of other alloy steel, width < 600 mm; of high speed steel; hoop and strip, of a width > 400 mm	6.764	19.395	9.050	26.889
72269110	Hoop and strip, of a width $\leq$ 400 mm, of other alloy steel; not futher worked than hot-rolled; other than of silicon-electrical steel; other than of high speed steel	167.275	663.379	257.082	995.090
72269190	Hoop and strip, of a width > 400 mm, of other alloy steel; not futher worked than hot-rolled; other than of silicon-electrical steel; other than of high speed steel	29.836	134.588	121.541	626.826
72269210	Hoop and strip, of a width $\leq$ 400 mm, of other alloy steel; not futher worked than cold-rolled (cold-reduced); other than of silicon-electrical steel; other than of high speed steel	37.868	145.435	171.206	661.685
72269290	Hoop and strip, of a width > 400 mm, of other alloy steel; not futher worked than cold-rolled (cold-reduced); other than of silicon-electrical steel; other than of high speed steel	125.112	283.415	841.486	2.061.959
72269999	Hoop and strip, of a width > 400 mm, of other alloy steel; other than plated or coated with zinc; other than not futher worked than hot-rolled or cold-rolled (cold-reduced)	294.077	1.070.290	346.665	1.216.669

Tabel-tabel

Lanjutan Tabel 2.5

H S	Uraian Komoditi	Berat Bersih (kg)		Nilai CIF (US\$)	
		Maret 2024	Jan–Mar 2024	Maret 2024	Jan–Mar 2024
(1)	(2)	(3)	(4)	(5)	(6)
72271000	Bars and rods, hot-rolled, in irregularly wound coils, of other alloy steel; of high speed steel	12.983	30.429	39.701	77.663
72272000	Bars and rods, hot-rolled, in irregularly wound coils, of other alloy steel; of silico-manganese steel	4.759.732	11.471.127	3.013.332	7.255.063
72279010	Bars and rods, hot-rolled, in irregularly wound coils, of other alloy steel; other than of high speed steel or of silico-manganese steel; containing by weight 0.5 % or more of chromium	2.707.080	7.381.677	3.545.798	9.904.381
72279090	Bars and rods, hot-rolled, in irregularly wound coils, of other alloy steel; other than of high speed steel or of silico-manganese steel; containing by weight less than 0.5 % of chromium	8.086.571	21.359.420	5.727.829	15.102.598
72281010	Bars and rods of other alloy steel, of high speed steel; of circular cross-section	22.759	50.777	76.484	164.820
72281090	Bars and rods of other alloy steel, of high speed steel; other than of circular cross-section	10.516	43.691	59.361	280.514
72282011	Bars and rods of silico-manganese steel; of circular cross-section; not further worked than hot-rolled, hot-drawn or extruded	1.717.098	4.259.910	2.224.367	5.513.123
72282019	Bars and rods of silico-manganese steel; of circular cross-section; other than not further worked than hot-rolled, hot-drawn or extruded	54.939	417.154	98.512	832.832
72282099	Bars and rods of silico-manganese steel; other than of circular cross-section; other than not further worked than hot-rolled, hot-drawn or extruded	9.497	9.715	13.518	13.866
72283010	Other bars and rods of other alloy steel, not further worked than hot-rolled, hot-drawn or extruded; of circular cross-section	25.622.198	58.861.487	23.240.082	58.447.030
72283090	Other bars and rods of other alloy steel, not further worked than hot-rolled, hot-drawn or extruded; other than of circular cross-section	3.886.922	13.871.248	4.057.562	14.369.051
72284010	Other bars and rods of other alloy steel, not further worked than forged; of circular cross-section	205.005	1.413.159	513.370	2.798.087
72284090	Other bars and rods of other alloy steel, not further worked than forged; other than of circular cross-section	1.069.996	1.853.572	1.777.705	4.042.082
72285010	Other bars and rods of other alloy steel, not further worked than cold-formed or cold-finished; of circular cross-section	522.414	1.536.870	991.447	3.127.723
72285090	Other bars and rods of other alloy steel, not further worked than cold-formed or cold-finished; other than of circular cross-section	405.360	1.735.581	235.684	1.129.712
72286010	Other bars and rods of other alloy steel, of circular cross-section; other than those of subheading 722810-722850	17.836	60.030	34.424	167.726
72286090	Other bars and rods of other alloy steel, other than of circular cross-section; other than those of subheading 722810-722850	9.324	112.003	13.674	297.506
72287010	Angles, shapes and sections, of other alloy steel; not further worked than hot-rolled, hot-drawn or extruded	–	5.270.375	–	3.165.245
72287090	Angles, shapes and sections, of other alloy steel; other than not further worked than hot-rolled, hot-drawn or extruded	52.781	910.158	66.312	869.379
72288011	Hollow drill bars and rods, of alloy or non-alloy steel; containing by weight 0.6 % or more of carbon; of circular cross-section	17.836	50.828	133.739	385.577
72288019	Hollow drill bars and rods, of alloy or non-alloy steel; containing by weight 0.6 % or more of carbon; other than of circular cross-section	941	2.585	1.330	6.961
72288090	Hollow drill bars and rods, of alloy or non-alloy steel; containing by weight less than 0.6 % of carbon	17.807	294.398	76.531	419.669
72292000	Wire of other alloy steel; of silico-manganese steel	1.021.155	2.619.396	1.097.269	2.850.349
72299029	Wire of other alloy steel; other than of silico-manganese steel; of cross-section not exceeding 5.5 mm; containing by weight less than 0.5 % of chromium	307.590	522.294	435.597	815.768
72299030	Wire of other alloy steel; other than of silico-manganese steel; of cross-section exceeding 5.5 mm, of high speed steel	292.442	671.283	495.499	1.143.290
72299091	Wire of other alloy steel; other than of silico-manganese steel; of cross-section exceeding 5.5 mm; containing by weight 0.5 % or more of chromium	690.309	2.264.837	1.201.518	3.977.316
72299099	Wire of other alloy steel; other than of silico-manganese steel; of cross-section exceeding 5.5 mm; containing by weight less than 0.5 % of chromium	1.148.300	3.418.875	1.610.488	4.861.469

Lanjutan Tabel 2.5

H S	Uraian Komoditi	Berat Bersih (kg)		Nilai CIF (US\$)	
		Maret 2024	Jan-Mar 2024	Maret 2024	Jan-Mar 2024
(1)	(2)	(3)	(4)	(5)	(6)
73011000	Sheet piling of iron or steel, whether or not drilled, punched or made from assembled elements	2.898.512	5.366.316	2.404.314	3.959.221
73012000	Welded angles, shapes and sections, of iron or steel	903	22.601	17.127	104.684
73021000	Railway or tramway track construction material of iron or steel, the following: rails	4.217.428	18.643.490	3.775.047	18.149.182
73023000	Railway or tramway track construction material of iron or steel, the following: switch blades, crossing frogs, point rods and other crossing pieces	98	276	2.348	238.146
73024000	Railway or tramway track construction material of iron or steel, the following: fish-plates and sole plates (base plates)	67.952	196.328	118.569	287.618
73029010	Railway or tramway track construction material of iron or steel, the following: sleepers (cross-ties)	—	42.335	—	95.700
73029090	Railway/tramway track construction material of iron/steel, the following: check-rails & rack rails, chairs, chair wedges, rail clips, bedplates, ties & other material specialized for jointing/fixing rails	151.089	466.616	829.512	1.858.959
73030011	Hubless tubes and pipes, of cast iron	8.504.571	10.420.125	8.077.794	10.418.248
73030019	Tubes and pipes, of cast iron; other than hubless tubes and pipes	812.740	3.644.345	1.870.695	6.517.391
73030091	Hollow profiles, of cast iron with external diameter not exceeding 100 mm	10.505	14.261	14.387	34.152
73030099	Hollow profiles, of cast iron with external diameter exceeding 100 mm	322.985	549.573	978.836	1.963.598
73041100	Line pipe of a kind used for oil or gas pipelines; of stainless steel	2.037.261	4.073.707	3.286.582	8.378.058
73041900	Line pipe of a kind used for oil or gas pipelines; other than of stainless steel	6.048.349	23.422.021	5.750.403	35.928.689
73042210	Drill pipe, of stainless steel, of a kind used in drilling for oil or gas; with yield strength less than 80,000 psi, without threaded end	42.913	253.140	134.223	1.003.425
73042290	Drill pipe, of stainless steel, of a kind used in drilling for oil or gas; other than with yield strength less than 80,000 psi, without threaded end	—	12	—	303
73042310	Drill pipe, of iron (other than cast iron), of a kind used in drilling for oil or gas; with yield strength less than 80,000 psi, without threaded end	—	36.821	—	194.570
73042390	Drill pipe, of iron/other than cast iron, of a kind used in drilling for oil or gas; with yield strength < 80,000 psi, with threaded end; or with yield strength ≥ 80,000 psi, whether/not with threaded end	90.288	410.308	292.203	1.502.876
73042410	Casing and tubing with yield strength less than 80,000 psi, without threaded end; of stainless steel	89.639	91.890	351.852	374.310
73042420	Casing and tubing with yield strength less than 80,000 psi, with threaded end; of stainless steel	—	107	—	4.380
73042430	Casing and tubing with yield strength 80,000 psi or more, whether or not with threaded end; of stainless steel	1.329.591	2.683.904	5.115.702	7.751.052
73042910	Casing and tubing with yield strength less than 80,000 psi, without threaded end; other than of stainless steel	2.741.071	28.987.214	2.416.585	41.824.300
73042920	Casing and tubing with yield strength less than 80,000 psi, with threaded end; other than of stainless steel	138.180	384.324	142.111	455.897
73042930	Casing and tubing with yield strength 80,000 psi or more, whether or not with threaded end; other than of stainless steel	169.132	303.819	174.423	532.473
73043110	Drillrod casing and tubing with pin and box threads; cold-drawn or cold-rolled (cold-reduced); of circular cross-section, of iron or non-alloy steel	3.137	31.537	6.932	169.828
73043120	High-pressure pipe capable of withstanding a pressure of not less than 42,000 psi; cold-drawn or cold-rolled (cold-reduced); of circular cross-section, of iron or non-alloy steel	21.999	28.219	47.121	162.426
73043140	Tubes, pipes & hollow profiles, seamless, of circular cross-section, of iron/ non-alloy steel; cold-drawn/ cold-rolled; having an external diameter < 140 mm and < 0.45 % by weight of carbon	208.956	746.135	451.180	1.282.321
73043190	Tubes, pipes & hollow profiles, seamless, of circular cross-section, of iron/ non-alloy steel; cold-drawn/ cold-rolled; other than those of HS 73043110 - 73043140	2.182.592	4.058.873	2.417.427	5.786.360
73043920	High-pressure pipe capable of withstanding a pressure of not less than 42,000 psi; other than cold-drawn or cold-rolled (cold-reduced); of circular cross-section, of iron or non-alloy steel	—	1.131.181	—	1.212.145

Tabel-tabel

Lanjutan Tabel 2.5

H S	Uraian Komoditi	Berat Bersih (kg)		Nilai CIF (US\$)	
		Maret 2024	Jan-Mar 2024	Maret 2024	Jan-Mar 2024
(1)	(2)	(3)	(4)	(5)	(6)
73043940	Tubes, pipes & hollow profiles, seamless, of circular cross-section, of iron/ non-alloy steel; other than cold-drawn/ cold-rolled; having an external diameter < 140 mm and < 0.45 % by weight of carbon	606.974	1.372.799	1.175.830	2.230.081
73043990	Tubes, pipes & hollow profiles, seamless, of circular cross-section, of iron/ non-alloy steel; cold-drawn/ cold-rolled; other than those of HS 73043920 - 73043940	2.580.491	5.435.183	3.186.011	8.025.634
73044100	Tubes, pipes & hollow profiles, seamless, of circular cross-section, of stainless steel; cold-drawn or cold-rolled (cold-reduced)	495.268	1.117.484	2.480.039	6.202.605
73044900	Tubes, pipes & hollow profiles, seamless, of circular cross-section, of stainless steel; other than cold-drawn or cold-rolled (cold-reduced)	225.971	611.364	1.533.778	3.815.167
73045110	Drillrod casing and tubing with pin and box threads; cold-drawn or cold-rolled (cold-reduced); of circular cross-section, of other alloy steel	31.850	74.710	80.550	233.135
73045120	High-pressure pipe with a yield strength not less than 42,000 psi; cold-drawn or cold-rolled (cold-reduced); of circular cross-section, of other alloy steel	19.142	64.105	54.016	219.869
73045190	Tubes, pipes & hollow profiles, seamless, of circular cross-section, of other alloy steel; cold-drawn or cold-rolled (cold-reduced)	79.603	351.151	227.183	915.079
73045910	High-pressure pipe with a yield strength not less than 42,000 psi; other than cold-drawn or cold-rolled (cold-reduced); of circular cross-section, of other alloy steel	69.053	102.808	194.142	329.224
73045990	Tubes, pipes & hollow profiles, seamless, of circular cross-section, of other alloy steel; other than cold-drawn or cold-rolled; other than high-pressure pipe with a yield strength $\geq$ 42,000 psi	334.369	1.602.335	3.121.203	7.287.632
73049010	High-pressure pipe with a yield strength not less than 42,000 psi; other than those of subheading 730411 - 730459	31.764	89.071	226.440	631.591
73049030	Tubes, pipes and hollow profiles, seamless, of iron or steel; oth than high-pressure pipe; having an external diameter < 140 mm and < 0.45% by weight of carbon; oth than in subheading 730411 - 730459	—	41.629	—	487.063
73049090	Tubes, pipes & hollow profiles, seamless, of iron/ steel; oth than high-pressure pipe; oth than having an external diameter <140 mm & <0.45% by weight of carbon; oth than in subheading 730411 - 730459	1.508.464	10.049.465	1.885.312	23.729.593
73051100	Line pipe of a kind used for oil or gas pipelines; longitudinally submerged arc welded	33.833	13.956.052	100.999	22.381.315
73051210	Line pipe of a kind used for oil or gas pipelines; longitudinally welded; Electric resistance welded (ERW)	—	52.211	—	72.190
73051290	Line pipe of a kind used for oil or gas pipelines; longitudinally welded; other than Electric resistance welded (ERW)	8.956	8.956	25.032	25.032
73051990	Line pipe of a kind used for oil or gas pipelines; other than longitudinally submerged arc welded; other than spiral or helical submerged arc welded	—	1.584	—	11.663
73052000	Casing of a kind used in drilling for oil or gas	23.389	23.391	93.510	93.924
73053110	Line pipe of a kind used other than for oil or gas pipelines, welded; longitudinally welded; stainless steel pipes and tubes	1.810.902	5.490.482	11.237.973	17.410.055
73053190	Line pipe of a kind used other than for oil or gas pipelines, welded; longitudinally welded; other than stainless steel pipes and tubes	64.383	1.462.746	129.578	1.734.581
73053910	Line pipe of a kind used other than for oil or gas pipelines, welded; other than longitudinally welded; high-pressure pipe with a yield strength not less than 42,000 psi	506.880	573.690	438.904	479.104
73053990	Line pipe of a kind used other than for oil or gas pipelines, welded; other than longitudinally welded; high-pressure pipe with a yield strength less than 42,000 psi	—	39.525	—	37.320
73059000	Other tubes & pipes (ie welded, riveted or similarly closed), having circular cross-sections, the external diameter of which exceeds 406.4 mm, of iron/ steel; n.e.c. in heading 7305	1.542.023	2.493.299	1.585.657	4.310.037
73061110	Line pipe of a kind used for oil or gas pipelines; welded, of stainless steel; longitudinally electric resistance welded (ERW)	—	4.786	—	26.092
73061190	Line pipe of a kind used for oil or gas pipelines; welded, of stainless steel; other than longitudinally electric resistance welded (ERW)	32.768	408.013	73.783	1.314.659

Lanjutan Tabel 2.5

H S	Uraian Komoditi	Berat Bersih (kg)		Nilai CIF (US\$)	
		Maret 2024	Jan-Mar 2024	Maret 2024	Jan-Mar 2024
(1)	(2)	(3)	(4)	(5)	(6)
73061910	Line pipe of a kind used for oil or gas pipelines; other than welded, of stainless steel; longitudinally electric resistance welded (ERW)	101.503	4.330.718	129.015	6.960.311
73061990	Line pipe of a kind used for oil or gas pipelines; other than welded, of stainless steel; other than longitudinally electric resistance welded (ERW); other than spiral or helical submerged arc welded	14.776	4.518.808	13.312	21.555.029
73062900	Casing and tubing of a kind used in drilling for oil or gas; other than welded, of stainless steel	21.284	51.799	92.344	234.329
73063011	Boiler tubes, welded, of circular cross-section, of iron or non-alloy steel; with an external diameter less than 12.5 mm	21.823	170.628	51.605	235.247
73063019	Boiler tubes, welded, of circular cross-section, of iron or non-alloy steel; with an external diameter not less than 12.5 mm	25.727	82.090	28.692	114.480
73063021	Copper-plated, fluororesin-coated/ zinc-chromated steel tubes; welded, of circular cross-section, of iron or non-alloy steel; with an external diameter less than 12.5 mm	74.321	412.776	350.599	1.548.076
73063029	Copper-plated, fluororesin-coated/ zinc-chromated steel tubes; welded, of circular cross-section, of iron or non-alloy steel; with an external diameter not less than 12.5 mm	3.514	160.649	12.924	145.368
73063030	Pipe of a kind used to make sheath pipe (heater pipe) for heating elements of electric flat irons or rice cookers, with an external diameter not exceeding 12 mm	58	112	499	2.552
73063041	Other tubes, pipes and hollow profiles, welded, of circular cross-section, of iron or non-alloy steel; high-pressure pipe with a yield strength $\geq$ 42,000 psi; with an external diameter $<$ 12.5 mm	—	89.863	—	67.524
73063049	Other tubes, pipes and hollow profiles, welded, of circular cross-section, of iron or non-alloy steel; high-pressure pipe with a yield strength $\geq$ 42,000 psi; with an external diameter $\geq$ 12.5 mm	146.447	464.229	260.997	815.049
73063091	Other tubes, pipes, welded, of circular cross-section, of iron/non-alloy steel; high-pressure pipe yield strength $<$ 42,000 psi; internal diameter $\geq$ 12.5 mm, external diameter $<$ 140 mm, weight $<$ 0.45% carbon	495.447	2.522.801	583.928	3.472.784
73063092	Other tubes, pipes and hollow profiles, welded, of circular cross-section, of iron or non-alloy steel; high-pressure pipe with a yield strength $<$ 42,000 psi; with an internal diameter $<$ 12.5 mm	117.010	318.314	255.471	766.300
73063099	Other tubes, pipes and hollow profiles, welded, of circular cross-section, of iron or non-alloy steel; high-pressure pipe with a yield strength $<$ 42,000 psi; other than in HS 73063091 - 73063092	325.233	1.568.898	545.838	2.661.818
73064011	Boiler tubes; welded, of circular cross-section, of stainless steel; with an external diameter not exceeding 12.5 mm	11.845	11.845	81.680	81.680
73064019	Boiler tubes; welded, of circular cross-section, of stainless steel; with an external diameter exceeding 12.5 mm	20.011	28.331	145.860	226.759
73064020	Stainless steel pipes and tubes, with an external diameter exceeding 105 mm; welded, of circular cross-section, of stainless steel	107.881	486.465	380.715	2.167.875
73064090	Other tubes, pipes and hollow profiles; welded, of circular cross-section, of stainless steel; other than those of HS 73064011 - 73064030	259.338	664.494	1.304.777	2.447.200
73065019	Boiler tubes; welded, of circular cross-section, of other alloy steel; with an external diameter not less than 12.5 mm	20.865	127.423	20.865	226.577
73065091	Other tubes, pipes and hollow profiles; welded, of circular cross-section, of other alloy steel; with an external diameter less than 12.5 mm	—	29.587	—	29.888
73065099	Other tubes, pipes and hollow profiles; welded, of circular cross-section, of other alloy steel; with an external diameter not less than 12.5 mm	13.560	72.621	420.531	1.136.219
73066110	Other tubes, pipes and hollow profiles; welded, of non-circular cross-section; of square or rectangular cross-section; with an external diagonal cross-section less than 12.5 mm	5.072	32.501	32.957	129.014
73066190	Other tubes, pipes and hollow profiles; welded, of non-circular cross-section; of square or rectangular cross-section; with an external diagonal cross-section not less than 12.5 mm	1.211.241	6.230.657	1.110.638	5.141.361
73066910	Other tubes, pipes and hollow profiles; welded, of non-circular cross-section; of other non-circular cross-section; with an external diagonal cross-section less than 12.5 mm	1.060	1.068	2.772	3.137

Tabel-tabel

Lanjutan Tabel 2.5

H S	Uraian Komoditi	Berat Bersih (kg)		Nilai CIF (US\$)	
		Maret 2024	Jan–Mar 2024	Maret 2024	Jan–Mar 2024
(1)	(2)	(3)	(4)	(5)	(6)
73066990	Other tubes, pipes and hollow profiles; welded, of non-circular cross-section; of other non-circular cross-section; with an external diagonal cross-section not less than 12.5 mm	2.638.886	6.729.918	2.293.922	8.425.218
73069011	Copper brazed pipes and tubes; with an external diagonal cross-section less than 12.5 mm	5	283	224	655
73069019	Copper brazed pipes and tubes; with an external diagonal cross-section not less than 12.5 mm	812.282	1.593.619	1.905.285	2.362.703
73069094	Other tubes, pipes and hollow profiles of iron or steel; high pressure pipes, with an external diameter of less than 12.5 mm	123	656	2.600	10.882
73069096	Other tubes, pipes and hollow profiles of iron or steel; with an external diagonal cross-section less than 12.5 mm	72.698	242.959	644.060	2.232.102
73069097	Other tubes, pipes and hollow profiles of iron or steel; with an internal diameter more than 12.5 mm, an external diameter less than 140 mm and containing by weight less than 0.45% of carbon	3.854	15.411	121.864	475.614
73069099	Other tubes, pipes and hollow profiles of iron or steel; n.e.c. in heading 7306	192.778	2.039.976	267.001	4.516.081
73071110	Cast fittings, of non-malleable cast iron; hubless tube or pipe fittings	31	1.100	1.252	10.916
73071190	Cast fittings, of non-malleable cast iron; other than hubless tube or pipe fittings	7.803	139.577	16.778	285.969
73071900	Cast fittings, other than of non-malleable cast iron;	97.464	388.595	431.400	1.595.523
73072110	Flanges; of stainless steel; having an internal diameter of less than 15 cm	2.758	51.635	33.969	395.689
73072190	Flanges; of stainless steel; having an internal diameter of not less than 15 cm	536.235	892.532	940.456	3.171.134
73072210	Threaded elbows, bends and sleeves; of stainless steel; having an internal diameter of less than 15 cm	2.299	25.854	58.957	654.734
73072290	Threaded elbows, bends and sleeves; of stainless steel; having an internal diameter of not less than 15 cm	18.056	182.502	133.093	1.390.890
73072310	Butt welding fittings; of stainless steel; having an internal diameter of less than 15 cm	2.612	30.040	32.832	216.136
73072390	Butt welding fittings; of stainless steel; having an internal diameter of not less than 15 cm	171.610	315.991	1.263.461	2.388.763
73072910	Tube or pipe fittings; of stainless steel; other than flanges or threaded elbows, bends and sleeves or butt welding fittings; having an internal diameter of less than 15 cm	4.003	34.909	98.247	551.920
73072990	Tube or pipe fittings; of stainless steel; other than flanges or threaded elbows, bends and sleeves or butt welding fittings; having an internal diameter of not less than 15 cm	58.063	792.305	557.139	3.600.362
73079110	Flanges of iron or steel; other than of stainless steel; having an internal diameter of less than 15 cm	52.282	403.570	138.670	984.888
73079190	Flanges of iron or steel; other than of stainless steel; having an internal diameter of not less than 15 cm	974.789	2.750.087	2.403.157	7.398.505
73079210	Threaded elbows, bends and sleeves of iron or steel; other than of stainless steel; having an internal diameter of less than 15 cm	60.671	126.212	417.543	1.249.921
73079290	Threaded elbows, bends and sleeves of iron or steel; other than of stainless steel; having an internal diameter of not less than 15 cm	96.416	359.159	1.030.676	3.808.155
73079310	Butt welding fittings of iron or steel; other than of stainless steel; having an internal diameter of less than 15 cm	138.916	273.583	212.620	603.372
73079390	Butt welding fittings of iron or steel; other than of stainless steel; having an internal diameter of not less than 15 cm	345.737	988.434	2.206.869	9.308.141
73079910	Tube or pipe fittings of iron or steel; other than of stainless steel; other than flanges or threaded elbows, bends and sleeves or butt welding fittings; having an internal diameter of less than 15 cm	128.774	327.624	1.166.999	3.583.964
73079990	Tube/pipes fittings of iron or steel; oth than of stainless steel; other than flanges or threaded elbows, bends and sleeves or butt welding fittings; having an internal diameter of not less than 15 cm	314.845	2.053.474	1.638.261	16.438.610
73081010	Bridges and bridge-sections, of iron or steel; prefabricated modular type joined by shear connectors	2	6	1	20
73081090	Bridges and bridge-sections, of iron or steel; other than prefabricated modular type joined by shear connectors	3.130	34.006	16.408	103.340
73082019	Towers, of iron or steel; other than prefabricated modular type joined by shear connectors	84.418	550.482	291.463	2.549.219

Lanjutan Tabel 2.5

H S	Uraian Komoditi	Berat Bersih (kg)		Nilai CIF (US\$)	
		Maret 2024	Jan–Mar 2024	Maret 2024	Jan–Mar 2024
(1)	(2)	(3)	(4)	(5)	(6)
73082021	Lattice masts, of iron or steel; prefabricated modular type joined by shear connectors	–	11	–	177
73082029	Lattice masts, of iron or steel; other than prefabricated modular type joined by shear connectors	1.247	1.407.452	1.321	11.434.824
73083010	Doors, of iron or steel, of a thickness of 6 mm or more but not exceeding 8 mm	315	4.702	2.137	36.895
73083090	windows and their frames and thresholds for doors, of iron or steel	109.154	1.222.694	393.732	2.912.525
73084010	Equipment for scaffolding, shuttering, propping or pit-propping, of iron or steel; prefabricated modular type joined by shear connectors	241.007	241.007	317.904	317.904
73084090	Equipment for scaffolding, shuttering, propping or pit-propping, of iron or steel; other than prefabricated modular type joined by shear connectors	2.514.347	14.600.274	2.560.428	35.453.364
73089020	Structures&parts of iron/steel;oth than bridges&bridge-sections/towers&lattice masts/ equipment for scaffolding,shuttering,propping /pit-propping;prefabricated modular type joined by shear connectors	28.482	30.178	70.534	108.153
73089040	Structures and parts of structures, of iron or steel; corrugated and curved galvanised plates or sheets prepared for use in conduits, culverts or tunnels	–	280.287	–	401.374
73089050	Structures and parts of structures, of iron or steel; rails for ships	9.738	18.825	185.701	245.461
73089060	Structures and parts of structures, of iron or steel; perforated cable trays	281.191	308.527	328.251	450.173
73089092	Guardrails of iron or steel	2.950	4.004	1.540	6.242
73089099	Plates, rods, angles, shapes, sections, tubes and the like, prepared for use in structures, of iron or steel	14.783.502	56.851.607	25.331.096	107.396.248
73090011	Reservoirs, tanks, vats and similar containers for any material of iron or steel, of a capacity > 300 l; of a kind used for the conveyance or packing of goods; lined or heat-insulated	245.904	674.934	565.533	2.022.591
73090019	Reservoirs, tanks, vats and similar containers for any material of iron or steel, of a capacity > 300 l; of a kind used for the conveyance or packing of goods; not lined or heat-insulated	207.013	991.901	234.997	2.599.184
73090091	Reservoirs, tanks, vats and similar containers for any material of iron or steel, of a capacity > 300 l; other than of a kind used for the conveyance or packing of goods; lined or heat-insulated	2.347.601	13.107.184	4.176.763	68.174.516
73090099	Reservoirs, tanks, vats and similar containers for any material of iron or steel, of a capacity > 300 l; other than of a kind used for the conveyance or packing of goods; not lined or heat-insulated	4.254.521	6.589.728	29.632.768	41.838.474
73101010	Tanks, casks, drums, cans, boxes and similar containers, for any material, of iron or steel; of a capacity ≥ 50 l but ≤ 300 l; of tinplate	23.751	86.371	26.815	147.805
73101091	Tanks, casks, drums, cans, boxes and similar containers, for any material, of iron or steel; of a capacity ≥ 50 l but ≤ 300 l; casting, forging or stamping, in the rough state	–	35.960	–	157.944
73101099	Tanks, casks, drums, cans, boxes and similar containers, for any material, of iron or steel; of a capacity ≥ 50 l but ≤ 300 l; other than casting, forging or stamping, in the rough state	601.461	2.386.896	1.093.323	4.511.351
73102111	Cans which are to be closed by soldering or crimping, of iron or steel; of a capacity < 1 l; of tinplate	273.768	849.372	596.015	1.921.142
73102119	Cans which are to be closed by soldering or crimping, of iron or steel; of a capacity < 1 l; other than of tinplate	33.230	41.818	104.600	124.704
73102191	Cans which are to be closed by soldering or crimping, of iron or steel; of a capacity ≥ 1 l but < 50 l; of tinplate	–	47.454	–	168.765
73102199	Cans which are to be closed by soldering or crimping, of iron or steel; of a capacity ≥ 1 l but < 50 l; other than of tinplate	79.080	241.440	349.622	1.039.568
73102911	Tanks, casks, drums, cans, boxes and similar containers, for any material, of iron or steel; other than cans which are to be closed by soldering/crimping; of a capacity < 1 l; of tinplate	–	16.452	–	45.675
73102919	Tanks, casks, drums, cans, boxes and similar containers, for any material, of iron or steel; other than cans which are to be closed by soldering/crimping; of a capacity < 1 l; other than of tinplate	2.522	2.778	11.593	21.705
73102991	Tanks, casks, drums, cans, boxes and similar containers, for any material, of iron or steel; other than cans which are to be closed by soldering/crimping; of a capacity ≥ 1 l but < 50 l; of tinplate	23.963	53.030	106.034	166.394

Tabel-tabel

Lanjutan Tabel 2.5

H S	Uraian Komoditi	Berat Bersih (kg)		Nilai CIF (US\$)	
		Maret 2024	Jan–Mar 2024	Maret 2024	Jan–Mar 2024
(1)	(2)	(3)	(4)	(5)	(6)
73102992	Tanks,casks,drums,cans,boxes & similar,for any material, of iron/steel; oth than cans which are to be closed by soldering; of a capacity ≥ 1 l but < 50 l; casting,forging/ stamping,in the rough state	2	26	2	11
73102999	Tanks, casks, drums, cans, boxes & similar,for any material, of iron/steel; oth than cans which are to be closed by soldering; of a capacity ≥ 1 l but < 50 l; n.e.c. in heading 7310	48.132	150.676	267.589	771.481
73110021	Seamless steel cylinders; of a capacity of 30 l or more, but less than 110 l, for Automotive Compressed Natural Gas (CNG) or Liquefied Natural Gas (LNG)	55	59.247	2.757	147.057
73110022	Seamless steel cylinders; of a capacity of 110 l or more, for Automotive Compressed Natural Gas (CNG) or Liquefied Natural Gas (LNG)	–	84.815	–	198.823
73110023	Seamless steel cylinders; of a capacity of less than 30 l, for Liquefied Petroleum Gas (LPG)	86.661	167.897	140.252	269.701
73110024	Seamless steel cylinders; of a capacity of 30 l or more, but less than 110 l, for Liquefied Petroleum Gas (LPG)	82	82	4.085	4.085
73110025	Seamless steel cylinders; of a capacity of 30 l or more, for Liquefied Petroleum Gas (LPG)	56.735	187.644	228.737	862.816
73110026	Seamless steel cylinders; of a capacity of less than 30 l	73.469	652.748	121.477	1.099.451
73110027	Seamless steel cylinders; of a capacity of ≥ 30 l but < 110 l; other than for Automotive Compressed Natural Gas (CNG) or Liquefied Natural Gas (LNG); other than for Liquefied Petroleum Gas (LPG)	340.814	1.716.755	393.173	1.958.209
73110029	Seamless steel cylinders; other than those of HS 73110021 - 73110027	736.189	3.495.342	7.041.401	16.436.119
73110091	Containers for compressed or liquefied gas, of iron or steel; other than seamless steel cylinders; of a capacity not exceeding 7.3 l	127	220	2.289	3.753
73110092	Containers for compressed or liquefied gas, of iron or steel; other than seamless steel cylinders; of a capacity more than 7.3 l but less than 30 l	1.353	1.353	6.351	6.351
73110094	Containers for compressed or liquefied gas, of iron or steel; other than seamless steel cylinders; of a capacity of 30 l or more, but less than 110 l	9.948	86.097	46.707	161.229
73110099	Containers for compressed or liquefied gas, of iron or steel; other than seamless steel cylinders; of a capacity of 110 l or more	300.505	1.535.152	1.932.087	8.284.821
73121010	Stranded wire, ropes and cables, of iron or steel, not electrically insulated; locked coils, flattened strands and non-rotating wire ropes	294.101	686.136	498.426	1.145.567
73121020	Stranded wire, ropes and cables, of iron or steel, not electrically insulated; plated or coated with brass and of a diameter not exceeding 3 mm	1.631.955	5.070.588	2.337.226	7.345.954
73121030	Stranded wire, ropes and cables, of iron or steel, not electrically insulated; plated or coated with aluminium	94.344	944.313	144.007	1.357.867
73121099	Stranded wire, ropes and cables, of iron or steel, not electrically insulated; other than subheading 731210; other than stranded steel wire for prestressing concrete	929.584	5.749.268	1.946.832	10.909.199
73129000	Plaited bands, slings and the like, of iron or steel, not electrically insulated	39.454	393.370	242.742	2.399.138
73130000	Barbed wire of iron or steel; twisted hoop or single flat wire, barbed or not, and loosely twisted double wire, of a kind used for fencing, of iron or steel	–	53.638	–	40.088
73141200	Woven cloth; endless bands for machinery, of stainless steel	5.558	14.073	143.917	326.649
73141400	Other woven cloth, of stainless steel	9.728	47.225	127.988	381.335
73141910	Woven cloth; endless bands for machinery other than of stainless steel	34	4.750	1.099	27.647
73141990	Other woven cloth, other than of stainless steel	71.592	279.862	192.766	771.020
73142000	Grill, netting and fencing cloth, welded at the intersection, of wire with a maximum cross-sectional dimension of 3 mm or more and having a mesh size of 100 cm <sup>2</sup> or more	201.694	1.376.645	219.661	1.936.699
73143100	Other grill, netting and fencing cloth of iron or steel wire, welded at the intersection; plated or coated with zinc	20.529	113.347	77.724	238.232
73143900	Other grill, netting and fencing cloth of iron or steel wire, welded at the intersection; other than plated or coated with zinc	1.586	91.412	8.418	125.370



Lanjutan Tabel 2.5

H S	Uraian Komoditi	Berat Bersih (kg)		Nilai CIF (US\$)	
		Maret 2024	Jan-Mar 2024	Maret 2024	Jan-Mar 2024
(1)	(2)	(3)	(4)	(5)	(6)
73144100	Other cloth, grill, netting and fencing of iron or steel wire; plated or coated with zinc	220.575	1.918.366	362.993	2.244.014
73144200	Other cloth, grill, netting and fencing of iron or steel wire; coated with plastics	3.291	41.510	4.028	24.855
73144900	Other cloth, grill, netting and fencing of iron or steel wire; other than plated or coated with zinc; other than coated with plastic	84.712	309.064	106.569	689.311
73145000	Expanded metal of iron or steel	85	1.409	340	11.076
73151110	Articulated link chain and parts thereof; bicycle or motorcycle roller chain of iron or steel	129.278	892.384	412.940	2.606.662
73151191	Articulated link chain and parts thereof; transmission type roller chain, of a pitch length of not less than 6 mm and not more than 32 mm of iron or steel	32.576	84.303	197.430	636.863
73151199	Articulated link chain and parts thereof; transmission type roller chain, of a pitch length more than 32 mm of iron or steel	203.955	728.648	964.940	2.801.497
73151210	Articulated link chain and parts thereof; bicycle or motorcycle non roller chain of iron or steel	18.352	46.577	44.833	141.280
73151290	Articulated link chain and parts thereof; other than bicycle or motorcycle non roller chain of iron or steel	25.005	334.410	232.033	2.298.940
73151910	Articulated link chain and parts thereof; parts of bicycle or motorcycle chain	1.600	11.932	2.784	15.798
73151990	Articulated link chain and parts thereof; parts of other than bicycle or motorcycle chain	239.674	722.479	999.811	3.450.387
73152000	Skid chain of iron or steel	2	19.194	84	30.481
73158100	Stud-link chain of iron or steel	659	632.365	4.783	869.557
73158200	Chain of iron or steel; other than articulated link chain; other than stud-link chain; welded link	9.528	611.438	53.568	694.164
73158910	Chain of iron or steel; other than articulated link chain; other than in subheading of 731581 and 731582; bicycles or motorcycle chain	2.698	16.643	47.762	238.902
73158990	Chain of iron or steel; other than articulated link chain; other than in subheading of 731581 and 731582; other than bicycles or motorcycle chain	46.026	231.956	307.501	1.789.921
73159020	Parts of bicycle or motorcycle chain of iron or steel	9	9	278	278
73159090	Parts of chain of iron or steel; other than parts of bicycle or motorcycle chain	14.651	270.356	168.037	1.093.992
73160000	Anchors, grapnels and parts thereof, of iron or steel	27.422	335.914	23.157	624.624
73170010	Wire nails of iron or steel	85.237	336.743	76.013	364.144
73170020	Staples of iron or steel	2.805	10.810	4.860	25.847
73170030	Dog spikes for rail sleepers; gang nails, of iron or steel	127	5.280	1.598	48.863
73170090	Nails, tacks, drawing pins, corrugated nails, staples & similar articles, of iron/ steel, whether/ not with heads of other material; other than wires nails, staples, dog spikes for sleepes, gang nails	49.481	502.847	101.516	498.218
73181100	Threaded articles; coach screws	211	1.756	2.711	19.534
73181210	Threaded articles; other wood screws having a shank of an external diameter not exceeding 16 mm	1.680	6.738	7.289	30.935
73181290	Threaded articles; other wood screws having a shank of an external diameter exceeding 16 mm	1.070	31.448	10.406	115.462
73181300	Threaded articles; screw hooks and screw rings	19.350	40.324	92.815	271.191
73181410	Threaded articles; self-tapping screws, having a shank of an external diameter not exceeding 16 mm	209.072	591.977	518.719	1.404.044
73181490	Threaded articles; self-tapping screws, having a shank of an external diameter exceeding 16 mm	26.741	143.654	374.192	1.139.250
73181510	Threaded articles; other screws and bolts, whether or not with their nuts or washers, having a shank of an external diameter not exceeding 16 mm	943.401	2.973.047	6.509.846	20.321.079
73181590	Threaded articles; other screws and bolts, whether or not with their nuts or washers, having a shank of an external diameter exceeding 16 mm	1.048.317	4.323.162	4.821.177	24.532.707
73181610	Threaded articles; nuts, whether or not with their nuts or washers, having a shank of an external diameter not exceeding 16 mm	364.552	1.309.080	1.886.119	6.775.763
73181690	Threaded articles; nuts, whether or not with their nuts or washers, having a shank of an external diameter exceeding 16 mm	328.467	1.270.250	2.389.360	8.566.816
73181910	Threaded articles; having a shank of an external diameter not exceeding 16 mm; other than those of subheading 731811 - 731816	27.680	127.263	320.286	1.192.201

Tabel-tabel

Lanjutan Tabel 2.5

H S	Uraian Komoditi	Berat Bersih (kg)		Nilai CIF (US\$)	
		Maret 2024	Jan–Mar 2024	Maret 2024	Jan–Mar 2024
(1)	(2)	(3)	(4)	(5)	(6)
73181990	Threaded articles; having a shank of an external diameter exceeding 16 mm; other than those of subheading 731811 - 731816	422.293	1.181.963	1.154.492	3.911.891
73182100	Non-threaded articles; spring washers and other lock washers	50.543	163.804	400.339	1.604.235
73182200	Non-threaded articles; other washers	346.141	1.212.125	2.286.589	9.235.575
73182310	Non-threaded articles; rivets having an external diameter not exceeding 16 mm	15.470	57.797	142.457	546.332
73182390	Non-threaded articles; rivets having an external diameter exceeding 16 mm	14.872	80.034	160.861	467.390
73182400	Non-threaded articles; cotters and cotter-pin	128.492	592.217	1.501.374	6.096.503
73182910	Non-threaded articles; having a shank of an external diameter not exceeding 16 mm; other than those of subheading 731821 - 731824	262.738	852.808	1.033.367	3.828.093
73182990	Non-threaded articles; having a shank of an external diameter exceeding 16 mm; other than those of subheading 731821 - 731824	246.173	1.174.249	2.316.975	9.036.816
73194010	Safety pins	34.039	195.970	501.791	1.558.037
73194020	Other pins	67.979	344.491	1.815.743	5.402.437
73199010	Sewing, darning or embroidery needles	5.376	41.590	25.190	111.509
73199090	Other sewing needles, knitting needles, bodkins, crochet hooks, embroidery stilettos and similar articles, for use in the hand, of iron or steel; safety pins and other pins of iron or steel, NEC	43.315	240.454	161.711	712.446
73201011	Leaf-springs and leaves; suitable for use on motor vehicles of heading 8702, 8703 or 8704	639.984	2.201.352	1.029.938	3.879.156
73201012	Leaf-springs and leaves; suitable for use on other motor vehicles	335	1.374	23.830	48.720
73201019	Springs and leaves for springs suitable for use on machinery of heading 8429 or 8430	636	2.756	10.331	107.771
73201090	Other leaf-springs and leaves	14.864	58.991	183.811	624.035
73202011	Helical springs for motor vehicles	27.734	157.002	516.407	2.403.513
73202012	Helical springs for eart-moving machinery	4.931	25.756	100.139	378.294
73202019	Helical springs; suitable for use on motor vehicles or machinery of heading 8429 or 8430; other than for motor vehicles or eart-moving machinery	54.044	182.065	463.462	1.593.066
73202090	Helical springs; not suitable for use on motor vehicles or machinery of heading 8429 or 8430	60.366	310.288	662.161	3.301.049
73209010	Other springs and leaves for springs, of iron or steel; suitable for use on motor vehicles	28.271	85.922	351.299	1.097.019
73209090	Other springs and leaves for springs, of iron or steel; not suitable for use on motor vehicles	50.714	151.342	594.682	2.158.210
73211100	Cooking appliances and plate warmers; for gas fuel or for both gas and other fuels	158	66.196	2.384	149.596
73211200	Cooking appliances and plate warmers; for liquid fuel	1	65	48	496
73211910	Cooking appliances and plate warmers; for solid fuel	11	93	35	866
73211990	Cooking appliances and plate warmers; other than for gas/gas and both gas & other/liquid/solid fuel	40	809	638	5.430
73218100	Other appliances; for gas fuel or for both gas and other fuels	38.650	51.834	106.270	155.666
73218200	Other appliances; for gas liquid fuel	441	5.215	1.459	7.686
73218900	Other appliances; other than for gas fuel or for both gas and other fuels/liquid fuel; including appliances for solid fuel	–	26	–	836
73219010	Parts of kerosene stoves	19.803	30.267	18.932	35.629
73219021	Parts of cooking appliances and plate warmers using gas fuel; burner; components made by stamping or pressing processes	8.145	367.849	14.873	979.572
73219029	Parts Of cooking appliances and plate warmers using gas fuel; other than burner; components made by stamping or pressing processes	2.328.320	6.104.285	3.720.300	9.823.311
73219090	Other parts of stoves, ranges, grates, cookers, barbecues, braziers, gas-rings, plate warmers & similar non-electric domestic appliances, of iron/steel	1.545	149.977	7.562	478.524
73221100	Radiators and parts thereof; of cast iron	61	335	4.387	31.014
73221900	Radiators and parts thereof; other than cast iron	9.090	28.949	219.228	728.704
73229000	Air heaters & hot air distributors (incl distributors which can also distribute fresh/conditioned air), not electrically heated, incorporating a motor-driven fan/blower, & parts thereof, of iron/steel	775.196	1.155.677	1.028.230	1.489.749
73231000	Iron or steel wool; pot scourers and scouring or polishing pads, gloves and the like	82.401	213.715	163.682	478.710

Lanjutan Tabel 2.5

H S	Uraian Komoditi	Berat Bersih (kg)		Nilai CIF (US\$)	
		Maret 2024	Jan-Mar 2024	Maret 2024	Jan-Mar 2024
(1)	(2)	(3)	(4)	(5)	(6)
73239110	Kitchenware and parts thereof; of cast iron, not enamelled	63.927	176.266	60.286	244.647
73239120	Ashtrays and parts thereof; of cast iron, not enamelled	36	600	28	488
73239190	Household articles other than kitchenware and ashtrays and parts thereof; of cast iron, not enamelled	12.444	42.768	34.264	106.047
73239200	Household articles and parts thereof; of cast iron, enamelled	90.516	1.087.671	132.895	698.732
73239310	Kitchenware and parts thereof; of stainless steel	55.674	166.106	145.216	479.152
73239320	Ashtrays and parts thereof; of stainless steel	3.736	46.368	7.580	35.958
73239390	Household articles other than kitchenware and ashtrays and parts thereof; of stainless steel	35.820	67.243	117.216	264.556
73239400	Household articles and parts thereof; of iron (other than cast iron) or steel, enamelled	76	129	531	2.227
73239910	Kitchenware; of iron other than stainless steel and cast iron	103.091	126.609	4.219	27.600
73239920	Ashtray; of iron other than stainless steel and cast iron	4.145	11.481	3.808	9.578
73239990	Tableware, kitchenware or other household articles and parts thereof; of iron other than stainless steel and cast iron	14.704	165.455	30.691	355.608
73241010	Kitchen sinks; of stainless steel	12	142.866	168	245.329
73241090	Wash basins; of stainless steel	162	6.290	3.372	52.040
73242110	Bathtubs having rectangular or oblong interior shape; of cast iron, whether or not enamelled	454	2.586	4.056	25.326
73242190	Bathtubs having other than rectangular or oblong interior shape; of cast iron, whether or not enamelled	2.326	3.672	10.075	15.007
73242910	Bathtubs having rectangular or oblong interior shape; other than of cast iron, whether or not enamelled	357	16.868	2.376	78.627
73242990	Bathtubs having other than rectangular or oblong interior shape; of not cast iron, whether or not enamelled	13.700	50.492	24.951	100.491
73249010	Flushing water closets or urinals (fixed type)	506	16.581	33.421	75.076
73249091	Parts of kitchen sinks or bathtubs	1.787	25.293	10.596	261.780
73249093	Parts of flushing water closets or urinals (fixed type)	245	1.759	1.354	13.163
73249099	Other sanitary ware and parts thereof; of iron or steel other than sinks and wash basins, baths, flushing water closets (fixed type)	278.871	1.467.274	740.997	3.611.631
73251020	Manhole covers, gratings and frames therefor; of non-malleable cast iron	114.710	287.522	217.262	469.496
73251090	Other cast articles of iron or steel; of non-malleable iron other than manhole covers, gratings, frames therefor, spouts and cups for latex collection	880.346	2.906.421	1.889.135	6.404.747
73259100	Grinding balls and similar articles for mills; of malleable cast iron	2.122.955	6.030.630	2.885.808	8.458.616
73259920	Manhole covers, gratings and frames therefor; of non-malleable cast iron	1.891	105.622	32.420	227.456
73259990	Manhole covers, gratings and frames therefor; of malleable cast iron	196.120	958.494	1.134.303	4.515.093
73261100	Grinding balls and similar articles for mills forged or stamped, but not further worked	2.345.008	9.646.695	2.229.376	8.024.334
73261900	Other articles of iron or steel, other than grinding balls and similar articles for mills, forged or stamped but not further worked	152.022	1.043.529	1.159.575	5.015.380
73262050	Poultry cages and the like; of iron or steel wire	252.760	1.131.607	382.775	1.850.462
73262060	Rat traps; of iron or steel wire	924	14.805	971	23.911
73262070	Wire mesh curtain and blinds; of iron or steel wire	319	2.466	218	9.623
73262090	Articles of iron or steel wire other than poultry cages and the like or rat traps or wire mesh curtain and blinds	24.050	156.381	419.169	1.774.872
73269010	Ships' rudders; of iron or steel	21.248	49.731	282.676	497.925
73269020	Spouts and cups for latex collection; of iron or steel	459	2.106	3.988	20.142
73269030	Stainless steel clamp assemblies with rubber sleeves of a kind used for hubless cast iron pipes and pipe fittings; of iron or steel	66.691	368.063	2.308.858	6.650.265
73269060	Bunsen burners ; of iron or steel	2.653	7.007	20.786	69.646
73269070	Horseshoes; riding boot spurs; of iron or steel	102	103	10.524	10.539
73269091	Cigarette cases and boxes; of iron or steel	7.260	34.551	583.189	2.204.401
73269099	Other articles of iron or steel, n.e.c. in heading 7326	1.778.790	10.980.354	7.407.991	40.966.401
74010010	Copper mattes	4.725	4.726	155.122	155.319
74010020	Cement copper (precipitated copper)	1	2	62	109
74020090	Copper anodes for electrolytic refining; of unrefined copper	20.766	24.695	231.047	281.706
74031100	Cathodes and sections of cathodes; of refined copper	8.931.669	21.435.810	76.464.107	183.260.757
74031200	Wire-bars; of refined copper	4	7	51	138
74031900	Copper alloys; unwrought	6.000	16.271	78.390	190.234

Tabel-tabel

Lanjutan Tabel 2.5

H S	Uraian Komoditi	Berat Bersih (kg)		Nilai CIF (US\$)	
		Maret 2024	Jan–Mar 2024	Maret 2024	Jan–Mar 2024
(1)	(2)	(3)	(4)	(5)	(6)
74032100	Copper-zinc base alloys (brass)	832.996	1.836.681	7.829.814	18.642.601
74032200	Copper-tin base alloys (bronze)	42.058	89.351	387.227	847.533
74032900	Copper alloys; other than brass or bronze or master alloys of heading 7405	273	1.549	24.513	93.641
74040000	Copper waste and scrap	148.054	246.255	902.618	1.529.602
74050000	Master alloys of copper	676	5.828	14.875	170.564
74061000	Copper powders; of non-lamellar structure	22.435	85.639	352.084	1.078.354
74062000	Copper flakes; of lamellar structure	13.489	59.151	148.911	550.103
74071030	Profiles; of refined copper	10.912	55.006	139.342	617.205
74071041	Bars and rods, square or rectangular cross-section; of refined copper	88.618	212.995	780.361	1.909.009
74071049	Bars and rods other than square or rectangular cross-section; of refined copper	49.707	171.754	369.492	1.350.273
74072100	Bars, rods and profiles, of copper-zinc base alloys (brass)	119.768	419.979	702.182	2.600.966
74072900	Bars, rods and profiles, of copper alloys other than copper-zinc base alloys (brass)	71.610	168.259	677.067	1.345.142
74081120	Copper wire which the maximum cross-sectional dimension does not exceed 8 mm; of refined copper	698.409	2.062.934	6.290.416	18.119.432
74081130	Copper wire which the maximum cross-sectional dimension exceed 8 mm but not exceed 14 mm; of refined copper	1.086	2.937	44.141	91.287
74081190	Copper wire which the maximum cross-sectional dimension does exceed 14 mm; of refined copper	1.541.240	3.613.720	3.081.963	6.681.984
74081910	Copper wire plated or coated with gold or silver; of refined copper	20.383	50.283	482.136	1.174.127
74081990	Copper wire of refined copper of which the maximum cross-sectional dimension ≤ 6 mm other than plated or coated with gold or silver	151.500	595.486	1.713.292	5.747.604
74082100	Copper wire of copper-zinc base alloys (brass); of cooper alloys	46.793	108.551	423.192	945.580
74082200	Copper wire of copper-nickel base alloys (cupro-nickel)/copper-nickel-zinc base alloys (nickel silver); of cooper alloys	360	3.060	8.887	69.174
74082910	Copper wire of copper-tin base alloys (brass); of cooper alloys	3.658	17.311	71.127	241.098
74082990	Copper wire of cooper alloys other than brass or cupro-nickle or nickle-silver or bronze	1.066.095	2.192.043	2.500.685	5.004.323
74091100	Copper plates, sheets and strip of a thickness exceeding 0.15 mm; of refined copper, in coils	250.944	882.900	2.652.723	9.437.121
74091900	Copper plates, sheets and strip of a thickness exceeding 0.15 mm; of refined copper, not in coils	113.308	536.022	897.701	4.809.869
74092100	Copper plates, sheets and strip of a thickness exceeding 0.15 mm; of copper-zinc base alloys (brass), in coils	595.808	1.536.402	4.853.299	12.740.810
74092900	Copper plates, sheets and strip of a thickness exceeding 0.15 mm; of copper-zinc base alloys (brass), not in coils	53.486	356.482	388.634	2.469.747
74093100	Copper plates, sheets and strip of a thickness exceeding 0.15 mm; of copper-tin base alloys (bronze), in coils	34.639	244.243	514.171	3.634.101
74093900	Copper plates, sheets and strip of a thickness exceeding 0.15 mm; of copper-tin base alloys (bronze), not in coils	15.664	30.895	127.082	298.060
74094000	Copper plates, sheets and strip of a thickness exceeding 0.15mm; of copper-nickel base alloys (cupro-nickel) or copper-nickel-zinc base alloys (nickel silver)	5.704	24.020	167.331	593.469
74099000	Copper plates, sheets and strip, of a thickness exceeding 0.15mm; of copper alloys	3.525	19.502	36.223	209.526
74101110	Copper clad laminate for manufacturing printed circuit boards of a thickness (excluding any backing) not exceeding 015 mm; of refined copper, not backed	201.492	673.108	894.003	2.951.605
74101190	Copper clad laminate for manufacturing printed circuit boards of a thickness (excluding any backing) exceeding 015 mm; of refined copper, not backed	156.555	388.539	1.897.924	4.458.567
74101200	Copper foil (whether or not printed) not backed with paper, paperboard, plastics or similar backing materials), of a thickness (excluding any backing) not exceeding 015 mm; of copper alloys	34.569	67.527	300.321	679.974
74102100	Copper foil (whether or not printed or backed with paper, paperboard, plastics or similar backing materials), of a thickness (excluding any backing) not exceeding 015 mm; of refined copper	3.189	20.435	86.957	721.882

Lanjutan Tabel 2.5

H S	Uraian Komoditi	Berat Bersih (kg)		Nilai CIF (US\$)	
		Maret 2024	Jan-Mar 2024	Maret 2024	Jan-Mar 2024
(1)	(2)	(3)	(4)	(5)	(6)
74102200	Copper foil (whether or not printed or backed with paper, paperboard, plastics or similar backing materials), of a thickness (excluding any backing) not exceeding 015 mm; of copper alloys, backed	274	661	5.414	15.828
74111000	Copper tubes and pipes; of refined copper	5.079.515	7.673.438	8.535.918	31.613.153
74112100	Copper tubes and pipes of copper alloys; of copper-zinc base alloys (brass)	167.335	670.422	1.172.102	3.720.488
74112200	Copper tubes and pipes; of copper alloys of copper-nickel base alloys (cupro-nickel) or copper-nickel- zinc base alloys (nickel-silver)	1.010	50.505	19.325	751.470
74112900	Copper tubes and pipes; of copper alloys of other than copper-zinc, copper-nickel base alloys (cupro-nickel) or copper-nickel-zinc base alloys (nickel-silver))	488.077	1.178.384	1.469.812	5.877.501
74121000	Copper tube or pipe fittings; of refined copper	6.140	51.814	71.515	622.151
74122020	Hose fittings, copper tube or pipe fittings; of copper alloys	13.127	89.764	83.080	595.088
74122091	Tube or pipe fittings of copper-zinc base alloys (brass), other than hose fittings	5.434	72.067	90.407	794.714
74122099	Tube or pipe fittings other than of copper-zinc base alloys (brass), other than hose fittings	38.538	222.029	610.244	2.589.822
74130011	Cables; of copper not electrically insulated of a diameter not exceeding 2828 mm	2.604	22.257	33.460	232.153
74130019	Stranded wire, plaited bands and the like; of copper not electrically insulated Of a diameter not exceeding 2828 mm	1.127	12.433	9.872	54.842
74130091	Cables; of copper electrically insulated of a diameter exceeding 2828 mm	1.641	8.615	37.489	153.509
74130099	Stranded wire, plaited bands and the like; of copper electrically insulated of a diameter exceeding 2828 mm	2.521	42.420	24.595	317.083
74151010	Nails (other than those of heading 8305); of copper or of iron or steel with heads of copper	2.499	154.659	7.871	116.853
74151020	Staples (other than those of heading 8305); of copper or of iron or steel with heads of copper	53	33.968	618	28.512
74151090	Tacks, drawing pins (other than those of heading 8305); of copper or of iron or of steel with heads of copper	13.604	49.072	174.593	626.592
74152100	Washers (including spring washers) not threaded (other than those of heading 8305); of cooper	144.231	310.443	439.333	1.141.972
74152900	Rivets, cotters, cotter-pins and similar articles, not threaded (other than those of heading 8305); of cooper	27.948	161.471	1.160.547	3.875.792
74153310	Screws threaded (other than those of heading 8305); of copper	143.315	594.961	545.176	2.295.452
74153320	Bolts and nuts threaded (other than those of heading 8305); of copper	202.160	850.703	1.464.932	4.260.716
74153900	Other threaded articles (other than those of heading 8305 and 7514); of copper	144.720	715.894	501.637	1.393.086
74181010	Pot scourers and scouring or polishing pads, gloves and the like; of copper	18	288	726	2.581
74181030	Cooking or heating apparatus of a kind used for household purposes, non-electric and parts thereof; of copper	27.504	135.073	93.251	440.098
74181090	Other household articles and parts thereof; of copper	17.711	47.995	18.737	44.213
74182000	Sanitary ware and parts thereof; of copper	46.590	248.696	489.601	2.644.400
74192010	Chain and parts thereof, cast, moulded, stamped or forged, but not further worked; of copper	694	11.859	26.029	79.922
74192020	Reservoirs, tanks, vats and similar containers not fitted with mechanical or thermal equipment, cast, moulded, stamped or forged, but not further worked; of copper	8.093	28.243	53.367	236.249
74192090	Articles of copper oth than chain & parts thereof or reservoirs or tanks or vats & similar containers not fitted with mechanical/thermal equipment; cast/moulded/stamped/forged, but not further worked	25.250	72.002	457.198	1.215.226
74198010	Chain and parts thereof of copper; other than cast, moulded, stamped or forged, but not further worked	2.402	6.994	13.860	88.309
74198021	Endless belt for machinery; of copper wire	8.958	15.269	119.625	266.265
74198029	Grill and netting; of copper wire	33.549	63.404	385.044	732.994
74198030	Springs of copper	179.004	749.985	285.626	1.222.249
74198040	Cigarette cases or boxes; of expanded metal of copper	—	49	—	463

Tabel-tabel

Lanjutan Tabel 2.5

H S	Uraian Komoditi	Berat Bersih (kg)		Nilai CIF (US\$)	
		Maret 2024	Jan–Mar 2024	Maret 2024	Jan–Mar 2024
(1)	(2)	(3)	(4)	(5)	(6)
74198050	Cooking or heating apparatus, other than of a kind used for domestic purposes, and parts thereof; of expanded metal of copper	19	200	2.173	8.069
74198060	Articles specially designed for use during religious rites; of expanded metal of copper	5.357	23.131	5.036	27.819
74198070	Electroplating anodes; capacity measures (other than for domestic use); of expanded metal of copper	24.045	116.167	220.587	1.078.499
74198080	Reservoirs, tanks, vats and similar containers not fitted with mechanical or thermal equipment of a capacity of 300 l or less; of expanded metal of copper	1.725	1.755	15.918	26.287
74198090	Other articles of copper n.e.c. of heading 7419	37.740	185.270	831.699	2.792.019
75021000	Unwrought nickel, not alloyed	8.800	58.935	159.663	842.274
75022000	Unwrought nickel, alloyed	735	3.567	59.627	118.178
75040000	Nickel powders and flakes	2.214	13.029	167.283	453.672
75051100	Bars, rods and profiles; of nickel not alloyed	244	4.768	6.799	63.806
75051200	Bars, rods and profiles; of nickel alloyed	1.248	18.257	62.494	767.538
75052100	Wire; of nickel not alloys	912	13.092	42.609	306.846
75052200	Wire; of nickel alloys	31.806	155.966	1.314.877	5.831.508
75061000	Plates, sheets, strip and foil; of nickel not alloyed	15.582	28.686	335.637	631.024
75062000	Plates, sheets, strip and foil; of nickel alloyed	77.811	127.183	1.258.427	2.885.442
75071100	Tubes and pipes; of nickel not alloyed	6.657	6.676	395.822	413.713
75071200	Tubes and pipes; of nickel alloyed	17.176	49.771	896.196	1.574.347
75072000	Tube or pipe fittings; of nickel	3.106	88.215	422.676	1.636.836
75081000	Cloth, grill and netting; of nickel wire	1.176	1.729	9.632	10.952
75089030	Bolts and nuts; of nickel	2.547	25.080	67.339	266.443
75089050	Electroplating anodes, including those produced by electrolysis; of nickel	991	1.651	70.418	126.315
75089090	Other articles of nickel	22.540	116.489	647.530	2.319.600
76011000	Unwrought aluminium, not alloyed	6.297.617	17.940.500	14.333.731	40.862.709
76012000	Unwrought aluminium, alloyed	11.887.130	38.700.258	28.868.557	94.404.751
76020000	Aluminium waste and scrap	8.714.025	29.421.885	16.146.238	53.788.370
76031000	Aluminium powders; of non-lamellar structure	1.027	18.401	11.686	99.429
76032010	Aluminium Flakes	–	1.469	–	14.845
76032020	Aluminium powders; of lamellar structure	7	4.476	27	47.445
76041010	Bars and rods; of aluminium not alloyed	612.478	1.454.199	2.320.098	5.275.604
76041090	Profiles of aluminium not alloyed	868.923	1.858.761	1.765.863	3.966.797
76042110	Hollow profiles of a kind suitable for making cooling coils of motor vehicle air conditioning machines; of aluminium alloys	645	86.623	6.210	355.204
76042120	Aluminium spacers for doors and windows; of aluminium alloys	16	271.641	1.120	643.383
76042190	Other hollow profiles of aluminium alloys	170.217	926.167	744.568	3.916.429
76042910	Extruded bars and rods; of aluminium alloys	93.190	262.938	344.678	1.079.782
76042930	Y-shaped profiles for zip fasteners, in coils; of aluminium alloys	744	783	12.427	14.925
76042990	Other extruded bars, rods and profiles; of non aluminium alloys	507.400	1.907.710	1.889.618	6.272.586
76051100	Aluminium wire of which the maximum cross-sectional dimension exceeds 7 mm; of aluminium not alloyed	673.125	1.469.922	1.676.097	3.655.029
76051990	Other aluminium wire of aluminium not alloyed	35.657	260.497	243.696	1.219.725
76052100	Aluminium wire of which the maximum cross-sectional dimension exceeds 7 mm; of aluminium alloyed	47.254	139.161	183.145	507.343
76052910	Aluminium wire of a diameter not exceeding 0254 mm; of aluminium alloyed	12.125	74.351	44.892	385.360
76052990	Other aluminium wire; of aluminium alloyed	117.532	423.862	416.966	1.486.789
76061110	Aluminium plates, sheets and strip, of a thickness exceeding 0.2 mm; rectangular (including square) plain or figured by rolling or pressing, not otherwise surface treated; of aluminium not alloyed	42.514	130.158	499.954	1.742.775
76061190	Aluminium plates, sheets and strip, of a thickness not exceeding 0.2 mm; rectangular (including square) plain or figured by rolling or pressing, not otherwise surface treated; of aluminium not alloyed	769.121	4.517.519	2.294.224	10.117.964
76061220	Aluminium plates, not sensitised, of a kind used in the printing industry; of aluminium alloys, of a thickness exceeding 02 mm	21.740	130.424	77.675	472.661
76061232	Aluminium sheets for making can stock (including end stock and tab stock), in coils; of aluminium alloys, of a thickness exceeding 02 mm	2.107.718	6.346.820	6.834.798	21.070.186
76061233	Aluminium sheet, 5082 or 5182, exceeding 1 m in width in coils; of aluminium alloy, of a thickness exceeding 02 mm	–	1.199	–	11.149

Lanjutan Tabel 2.5

H S	Uraian Komoditi	Berat Bersih (kg)		Nilai CIF (US\$)	
		Maret 2024	Jan–Mar 2024	Maret 2024	Jan–Mar 2024
(1)	(2)	(3)	(4)	(5)	(6)
76061234	Aluminium sheet, litho grade sheet alloy HA 1052 hardness temper H19 and alloy HA 1050 hardness temper H18; of aluminium alloys, of a thickness exceeding 02 mm	5	18	2.232	10.028
76061235	Rectangular aluminium sheet of alloys, surface worked, of a thickness exceeding 0.2 mm	24.390	190.470	164.826	672.619
76061239	Rectangular aluminium sheet of alloys, not surface worked, of a thickness exceeding 0.2 mm	832.462	2.385.095	2.790.567	7.833.387
76061290	Rectangular aluminium strip of alloys, of a thickness exceeding 0.2 mm	3.543.875	13.326.067	7.221.090	24.668.266
76069100	Aluminium plates, sheets and strip, thickness exceeding 0.2mm, not rectangular, not alloyed	208.388	757.036	646.159	2.498.474
76069200	Aluminium plates, sheets and strip, thickness exceeding 0.2mm, not rectangular, of aluminium alloys	581.815	1.683.029	2.228.307	6.200.012
76071100	Aluminium foil rolled but not further worked of a thickness (excluding any backing) not exceeding 02 mm, not backed	5.409.051	13.671.844	18.551.953	46.357.436
76071900	Aluminium foil rolled but not further worked of a thickness (excluding any backing) exceeding 02 mm, not backed	795.619	2.454.046	5.951.613	22.183.235
76072010	Aluminium foil for thermal insulation, backed	88.715	235.717	374.420	771.174
76072091	Aluminium foil printed with patterns, or in gold or silver colour, backed	8.735	102.545	70.846	956.401
76072099	Aluminium foil not for thermal insulation, backed	1.507.572	4.571.694	4.446.208	13.267.599
76081000	Aluminium tubes and pipes; of aluminium, not alloyed	52.118	214.846	389.786	963.645
76082000	Aluminium tubes and pipes; of aluminium, alloys	215.472	1.115.981	1.231.939	5.272.341
76090000	Aluminium tube or pipe fittings (for example, couplings, elbows, sleeves)	144.445	1.555.075	1.079.394	4.603.545
76101010	Aluminium structure for doors & their frames & thresholds for doors	197.597	967.723	756.355	2.959.842
76101090	Aluminium structure for windows & their frames & thresholds for windows	315.088	1.862.718	1.226.677	5.438.071
76109030	Aluminium structure for internal or external floating roofs for petroleum storage tanks	3.211	13.283	21.084	101.383
76109091	Aluminium structure for Bridges and bridge-sections; towers or lattice masts	26.664	33.351	89.505	154.718
76109099	Other aluminium plates, rods, profiles, tubes and the like, prepared for use in structures	846.166	5.639.109	2.864.762	18.384.998
76110000	Aluminium reservoirs, tanks, vats & similar containers, for any material other than compressed/liquefied gas, of a capacity >300 l, whether/ not lined/ heat- insulated, not fitted with mechanical/thermal equip	3.446	19.103	34.418	93.515
76121000	Aluminium collapsible tubular containers	14.279	41.465	224.017	623.129
76129010	Aluminium seamless containers of a kind suitable for fresh milk	3	9.898	268	58.423
76129090	Other aluminium casks, drums, cans, boxes and containers for any material	184.527	685.617	1.473.521	4.602.050
76130000	Aluminium containers for compressed or liquefied gas	21.794	45.317	305.044	418.434
76141012	Cables with steel core of a diameter exceeding 253 mm but not exceeding 2828 mm	–	7.524	–	22.901
76141019	Cables of aluminium not electrically insulated with steel core a diameter exceeding 28.28 mm	298	20.018	5.078	138.862
76141090	Stranded wire plaited bands and the like of aluminium not electrically insulated with steel core	5	141.066	158	436.879
76149011	Cables of aluminium not electrically insulated, without steel core of diameter not exceeding 25.3 mm	–	39	–	2.418
76149019	Cables of aluminium not electrically insulated without steel core of a diameter exceeding 28.28 mm	395	33.332	17.633	346.301
76149090	Stranded wire plaited bands and the like of aluminium not electrically insulated without steel core	200.491	568.501	265.614	1.128.330
76151010	Pot scourers and scouring or polishing pads, gloves and the like; of aluminium	2.108	2.768	3.200	4.759
76151090	Tableware, kitchenware or Other household articles and parts thereof; of aluminium	1.919.632	10.062.543	3.109.918	16.263.703
76152020	Bedpans, urinals and chamber-pots; of aluminium	–	2	–	47
76152090	Other sanitary ware and parts thereof; of aluminium	38.486	343.539	33.006	382.167
76161010	Nails (other than those of heading 8305); of aluminium	77.064	191.321	67.423	166.550

Tabel-tabel

Lanjutan Tabel 2.5

H S	Uraian Komoditi	Berat Bersih (kg)		Nilai CIF (US\$)	
		Maret 2024	Jan–Mar 2024	Maret 2024	Jan–Mar 2024
(1)	(2)	(3)	(4)	(5)	(6)
76161020	Staples (other than those of heading 8305), hooks, bolts and nuts; of aluminium	126.734	368.298	341.138	794.549
76161090	tacks, screws, screw hooks, rivets, cotters, cotter-pins, washers and similar articles :of aluminium	341.781	2.270.366	2.568.307	5.199.756
76169100	Cloth, grill, netting and fencing; of aluminium wire	94.467	344.005	103.826	362.103
76169920	Ferrules of a kind suitable for use in the manufacture of pencils; of aluminium	31	60.232	170	201.735
76169930	Aluminium Slugs, round, of such dimension that the thickness exceeds one-tenth of the diameter	180.699	498.946	564.744	1.495.222
76169940	Bobbins, spools, reels and similar supports for textile yarn; of aluminium	1.265	28.473	9.456	193.456
76169951	Venetian blinds of aluminium	6.129	6.255	279.767	299.669
76169959	Blinds other than venetian blinds of aluminium	7.228	90.747	69.276	511.931
76169960	Spouts and cups of a kind used for latex collection; of aluminium	1	1	77	77
76169970	Cigarette cases or boxes; of aluminium	19	177	334	519
76169980	Expanded metal; of aluminium	21.876	42.919	60.251	237.212
76169990	Other articles of aluminium	1.259.543	5.009.293	6.919.611	24.423.004
78011000	Unwrought refined lead	1.516.278	5.338.614	3.358.221	12.022.181
78019100	Unrefined lead containing by weight antimony as the principal other element	117.405	187.455	289.742	428.562
78019900	Unrefined lead containing by weight antimony not as the principal other elemen	395.012	1.200.392	971.899	2.941.573
78041110	Lead sheet, strip and foil of a thickness not exceeding 015 mm	5	5	179	179
78041190	Lead sheets, strip and foil of a thickness exceeding 015 mm	75	139	12.087	21.067
78041900	Lead plates	3.358	38.577	19.204	102.553
78042000	Lead powders and flakes	–	5	–	785
78060020	Lead bars, rods, profiles and wire	945	5.559	15.641	38.032
78060030	Lead tubes, pipes and tube or pipe fittings (for example, couplings, elbows, sleeves)	978	21.503	11.120	35.521
78060040	Lead wool; washers; electroplating anodes	596	844	12.349	25.193
78060090	Other articles of lead	5.189	42.608	39.486	412.916
79011100	Unwrought zinc, not alloyed containing by weight 9999 % or more of zinc	7.667.487	24.516.792	19.749.024	64.867.039
79011200	Unwrought zinc, not alloyed containing by weight less than 9999 % of zinc	567.555	2.276.795	1.541.436	6.345.588
79012000	Zinc alloys	3.135.004	6.130.748	8.756.752	17.467.345
79031000	Zinc dust	79.854	239.496	262.464	799.729
79039000	Zinc powders and flakes	518.580	1.182.046	2.078.032	5.222.045
79040000	Zinc bars, rods, profiles and wire	10.807	27.633	40.962	96.556
79050040	Zinc plates, sheets, strip and foil of a thickness not exceeding 015 mm	–	420	–	597
79050090	Zinc plates, sheets, strip and foil of a thickness exceeding 015 mm	75.052	369.184	117.220	425.608
79070030	Gutters, roof capping, skylight frames and other fabricated building components; of zinc	6.374	38.512	12.483	59.682
79070040	Tubes, pipes and tube or pipe fittings (for example couplings, elbows, sleeves); of zinc	25.817	71.772	98.551	160.397
79070091	Cigarette cases or boxes; ashtrays; of zinc	23	73	196	211
79070092	Other household articles; of zinc	9.838	46.107	6.569	36.060
79070093	Electroplating anodes; stencil plates; nails, tacks, nuts, bolts, screws, rivets and similar fastening; zinc calots for the manufacture of batteries of zinc	1.980	33.233	10.372	146.024
79070099	Other articles of zinc n.e.c. of subheading 7907	201.506	620.166	558.009	1.477.727
80011000	Unwrought tin, not alloyed	20	120.806	1.338	3.099.447
80012000	Unwrought tin, alloyed	8.993	33.740	267.330	742.290
80030010	Tin bars and rods for soldering	12.561	29.863	406.360	958.043
80030090	Tin profiles and wire	19.426	55.751	815.579	2.336.244
80070020	Tin plates, sheets and strip, of a thickness exceeding 02 mm	1	6	2	207
80070030	Tin foil (whether or not printed or backed with paper, paperboard, plastics or similar backing materials), of a thickness (excluding any backing) not exceeding 02 mm; powders and flakes	105	6.629	4.024	227.007
80070040	Tin tubes, pipes and tube or pipe fittings (for example, couplings, elbows, sleeves)	–	40	–	1.560
80070091	Cigarette cases or boxes; ashtrays; of tin	652	1.678	3.787	15.352



Lanjutan Tabel 2.5

H S	Uraian Komoditi	Berat Bersih (kg)		Nilai CIF (US\$)	
		Maret 2024	Jan-Mar 2024	Maret 2024	Jan-Mar 2024
(1)	(2)	(3)	(4)	(5)	(6)
80070092	Other household articles; of tin	446	799	55.109	76.516
80070099	Other articles of tin n.e.c. of subheading 8007	3	3.280	55	32.976
81011000	Powders of tungsten (wolfram)	251	2.959	14.924	167.308
81019400	Unwrought tungsten, including bars and rods obtained simply by sintering	172	338	26.868	56.729
81019600	Wire; of tungsten (wolfram)	12.135	39.231	126.758	370.133
81019910	Bars and rods, other than those obtained simply by sintering; profiles, sheets, strip and foil; of tungsten (wolfram)	588	1.270	81.896	173.728
81019990	Other articles of tungsten (wolfram)	733	4.564	77.650	279.694
81029400	Unwrought molybdenum, including bars and rods obtained simply by sintering	—	1	—	121
81029500	Bars and rods, other than those obtained simply by sintering, profiles, plates, sheets, strip and foil; of molybdenum	—	22	—	6.812
81029600	Wire; of molybdenum	226	3.019	1.051	19.616
81029900	Other articles of molybdenum	17	69	3.559	6.518
81032000	Unwrought tantalum, including bars and rods obtained simply by sintering; powders	6.441	16.689	3.828.128	10.295.352
81039100	Crucibles; of tantalum	—	791	—	1.437
81039900	Other articles of tantalum	14	94	13.000	83.359
81041100	Unwrought magnesium containing at least 998 % by weight of magnesium	79.002	743.019	238.899	2.227.343
81041900	Unwrought magnesium containing less 998 % by weight of magnesium	—	17	—	403
81043000	Raspings, turnings and granules, graded according to size; powders of magnesium	—	2.352	—	11.160
81049000	Other articles of magnesium	79.501	81.033	128.438	138.984
81052010	Unwrought cobalt	—	6.004	—	210.693
81052090	Powders of cobalt	43	1.488	1.377	43.092
81059000	Cobalt mattes and other intermediate products of cobalt metallurgy	3.329	9.112	171.910	540.127
81061090	Wrought bismuth; waste and scrap; powders; containing more than 99.99 % of bismuth, by weight	1.000	11.000	8.700	99.300
81069090	Wrought bismuth; waste and scrap; powders; containing 99.99 % or less of bismuth, by weight	11	67	35	7.853
81082000	Unwrought titanium; powders	10	247	476	7.622
81089000	Other articles of titanium	102.067	202.338	2.294.163	4.049.553
81099900	Wrought zirconium; powders containing more than 1 part hafnium to 500 parts zirconium by weight	336	1.492	13.430	28.113
81101000	Unwrought antimony; powders	8.000	8.000	110.087	110.087
81109000	Other articles of antimony	—	6	—	1.792
81110010	Waste and scrap; of manganese	—	5.000	—	15.000
81110090	Other articles of manganese	2.050	8.050	9.624	26.424
81121900	Articles of beryllium; other than waste and scrap; wrought	114	257	9.601	22.293
81122100	Unwrought chromium; powders	5.104	18.393	75.280	278.518
81122900	Articles of chromium; other than waste and scrap; wrought	14	383	6.819	33.002
81126910	Unwrought cadmium; powders	200	403	2.380	6.315
81126990	Wrought cadmium	106	121	4.000	5.096
81129900	Wrought vanadium, gallium, indium and niobium (columbium), and articles of these metals, including waste and scrap	29	74	6.582	30.666
81130000	Cermets and articles thereof, including waste and scrap	16	55	2.172	13.229
82011000	Hand tools; Spades and shovels	46	60	1.230	1.422
82013090	Hand tools; Mattocks, picks	47	222	2.798	4.335
82014000	Hand tool; axes, bill hooks and similar hewing tools	26	31	939	1.143
82015000	Hand tool; Secateurs and similar one-handed pruners and shears (including poultry shears)	32.622	123.607	39.644	240.115
82016000	Hand tool; Hedge shears, two-handed pruning shears and similar two-handed shears	2	3	84	182
82019000	Hand tools; forks, scythes, sickles, hay knives, timber wedges, and other hand tools of a kind used in agriculture, horticulture or forestry n.e.c. in heading 8201	660	1.418	16.436	35.674
82021000	Hand saws	91.726	507.243	182.429	1.088.264
82022000	Band saw blades	118.677	268.691	533.867	1.348.864
82023100	Circular saw blades (including slitting or slotting saw blades) with working part of steel	146.464	382.840	526.903	1.349.193

Tabel-tabel

Lanjutan Tabel 2.5

H S	Uraian Komoditi	Berat Bersih (kg)		Nilai CIF (US\$)	
		Maret 2024	Jan-Mar 2024	Maret 2024	Jan-Mar 2024
(1)	(2)	(3)	(4)	(5)	(6)
82023900	Circular saw blades (including slitting or slotting saw blades) with working part of materials other than steel	105.939	420.010	678.011	2.740.685
82024000	Chain saw blades	75.817	411.771	767.301	6.693.307
82029100	Straight saw blades, for working metal	4.160	36.003	66.929	145.722
82029910	Straight saw blades, not for working metal	10.998	34.588	105.383	335.161
82029990	Saw blades parts	9.367	72.738	113.985	428.226
82031000	Files, rasps and similar tools	23.672	115.845	169.059	807.461
82032000	Pliers (including cutting pliers), pincers, tweezers and similar tools	184.944	1.130.422	557.100	3.646.058
82033000	Metal cutting shears and similar tools	41.703	131.749	110.487	384.952
82034000	Pipe-cutters, bolt croppers, perforating punches and similar tools	22.932	127.071	99.688	310.559
82041100	Hand-operated spanners and wrenches; non-adjustable	375.451	1.667.920	1.384.839	6.347.804
82041200	Hand-operated spanners and wrenches; adjustable	42.526	459.263	405.595	2.122.631
82042000	Interchangeable spanner sockets, with or without handles	113.541	795.994	634.263	3.392.160
82051000	Drilling, threading or tapping tools, hand operated	37.471	172.716	248.575	801.440
82052000	Hammers and sledge hammers	748.749	2.767.185	1.767.307	5.270.348
82053000	Planes, chisels, gouges and similar cutting tools for working wood	19.078	219.296	74.978	480.275
82054000	Screwdrivers	92.222	599.988	319.303	1.977.311
82055100	Household tools	43.781	245.233	107.267	633.573
82055900	Glaziers' diamondstools	366.345	1.860.365	1.663.217	6.481.478
82056000	Blow lamps	419	5.616	24.119	31.289
82057000	Vices, clamps and the like	91.831	472.140	433.312	2.049.170
82059000	Other hand tool including sets of articles of two or more subheadings of this heading	93.741	306.348	498.509	1.415.271
82060000	Tools of two or more of the headings 8202 to 8205, put up in sets for retail sale	74.746	565.957	363.625	2.315.834
82071300	Rock drilling or earth boring tools with working part of cermets	39.069	84.523	1.414.889	3.070.698
82071900	Rock drilling or earth boring tools without working part of cermets, Interchangeable tools for hand tools including parts	126.300	370.565	1.760.870	6.640.863
82072000	Dies for drawing or extruding metal Interchangeable tools for hand tools	78.942	168.523	1.423.043	3.074.737
82073000	Tools for pressing, stamping or punching Interchangeable tools for hand tools	386.994	632.982	4.591.273	9.622.187
82074000	Tools for tapping or threading Interchangeable tools for hand tools	19.427	89.854	743.576	2.821.593
82075000	Tools for drilling, other than for rock drilling Interchangeable tools for hand tools	130.164	598.378	2.102.929	6.591.090
82076000	Tools for boring or broaching Interchangeable tools for hand tools	4.200	26.966	441.362	1.385.256
82077000	Tools for milling Interchangeable tools for hand tools	25.988	86.502	1.083.503	3.145.101
82078000	Tools for turning Interchangeable tools for hand tools	8.860	38.032	395.328	1.118.593
82079000	Screw driving, interchangeable tools	95.317	351.623	1.277.390	4.775.864
82081000	Knives and cutting blades for metal working	25.525	144.818	461.412	1.980.245
82082000	Knives and cutting blades for wood working	47.445	193.974	473.385	1.623.697
82083000	Knives and cutting blades for kitchen appliances or for machines used by the food industry	2.966	35.193	126.766	399.745
82084000	Knives and cutting blades for agricultural, horticultural or forestry machines	20.444	69.072	95.707	315.580
82089000	Knives and cutting blades, other than for metal working or wood working or for kitchen appliances or machines used by the food industry or agricultural, horticultural or forestry machines	109.826	471.613	2.289.909	6.963.864
82090000	Plates, sticks, tips and the like for tools, unmounted, of cermets	63.059	155.641	3.468.967	9.623.229
82100000	Hand-operated mechanical appliances, weighing 10 kg or less, used in the preparation, conditioning or serving of food or drink	112.317	450.454	151.510	787.874
82111000	Sets of assorted articles knives with cutting blades, serrated or not other than knives of heading 8208	109.021	266.984	148.403	556.395
82119100	Table knives having fixed blades serrated or not other than knives of heading 8208	17.196	130.348	73.797	395.047
82119250	Knives having fixed blades of a kind used for agriculture, horticulture or forestry serrated or not other than knives of heading 8208	7.581	27.856	8.659	32.589
82119292	Hunting knives, diving knives and scouts' knives serrated or not other than knives of heading 8208	23	11.079	218	16.247

Lanjutan Tabel 2.5

H S	Uraian Komoditi	Berat Bersih (kg)		Nilai CIF (US\$)	
		Maret 2024	Jan-Mar 2024	Maret 2024	Jan-Mar 2024
(1)	(2)	(3)	(4)	(5)	(6)
82119299	Knives having fixed blades excluding table knives or of a kind used for agriculture, horticulture or forestry or hunting, diving, and scouts' knives	33.843	128.795	190.118	506.907
82119321	Knives having other than fixed blades of a kind used for agriculture, horticulture or forestry with handle of base metal	293	362	3.997	6.788
82119329	Knives having other than fixed blades of a kind used for agriculture, horticulture or forestry with handle other than of base metal	4.925	14.151	12.311	37.572
82119330	Flick knives or spring knives; penknives with blades of 15 cm or more in length	3.491	9.080	9.738	20.568
82119390	Flick knives or spring knives; penknives with blades of 15 cm less in length	31.858	159.591	165.210	662.443
82119410	Blades for knives of a kind used for agriculture, horticulture or forestry	170	217	2.573	2.690
82119490	Blades for knives of a kind used other than for agriculture, horticulture or forestry	71.389	336.258	432.641	1.595.307
82119500	Knife handles of base metal	62.813	211.124	210.662	608.439
82121000	Razors	122.897	396.617	2.018.341	6.756.595
82122010	Double-edged razor blades	26.949	48.404	803.078	1.123.482
82122090	Safety razor blade blanks in strips	4.376	30.026	237.290	487.728
82129000	Parts of razors	3.027	13.777	4.108	16.699
82130000	Scissors, tailors' shears and similar shears, and blades therefor	222.008	895.701	502.347	2.158.849
82141000	Paper knives, letter openers, erasing knives, pencil sharpeners and blades therefor	48.159	396.222	145.729	1.101.864
82142000	Manicure or pedicure sets and instruments (including nail files)	134.091	650.469	341.217	1.176.698
82149000	Hair clippers, butchers' or kitchen cleavers, choppers and mincing knives	109.451	821.243	205.024	1.466.426
82151000	Sets of assorted articles of kitchen and tableware containing at least one article plated with precious metal	1.561	9.323	5.577	12.750
82152000	Sets of assorted articles similar kitchen or tableware	117.233	326.173	271.770	845.672
82159100	Spoons, forks, ladles, skimmers, cake-servers, fish-knives, butter-knives, sugar tongs and similar kitchen or tableware plated with precious metal	758	4.224	2.131	21.932
82159900	Spoons, forks, ladles, skimmers, cake-servers, fish-knives, butter-knives, sugar tongs and similar kitchen or tableware not plated with precious metal	891.774	3.639.952	1.317.584	4.978.941
83011000	Padlocks (key, combination or electrically operated); of base metal	249.352	1.531.417	963.195	4.323.036
83012000	Locks of a kind used for motor vehicles; of base metal	141.713	591.492	2.050.400	6.940.525
83013000	Locks of a kind used for furniture; of base metal	96.269	649.657	418.014	2.189.715
83014010	Handcuffs; of base metal	430	895	2.320	8.213
83014020	Door locks; of base metal	232.422	2.130.144	699.431	4.227.322
83014090	Locks not used for motor vehicles or furniture other than handcuffs or door locks	202.205	1.809.202	1.342.607	8.925.584
83015000	Clasps and frames with clasps, incorporating locks; of base metal	27.774	62.355	141.923	322.720
83016000	Parts of padlocks and locks; of base metal	539.531	1.994.937	3.029.184	9.976.592
83017000	Keys presented separately of padlocks and lock; of base metal	10.331	106.825	136.369	535.046
83021000	Hinges; of base metal	792.947	5.339.299	2.142.268	11.645.466
83022010	Castors with mounting of base metal of a diameter (including tyres) exceeding 100 mm, but not exceeding 250 mm	17.790	113.132	35.841	146.878
83022090	Castors with mounting of base metal of a diameter (including tyres) exceeding 250 mm	540.693	2.134.596	965.993	4.477.661
83023010	Hasps suitable for motor vehicles; of base metal	1.452	3.163	13.278	31.890
83023090	Mountings, fittings and similar articles suitable for motor vehicles; of base metal	204.459	780.994	2.245.050	6.746.897
83024131	Hasps suitable for building; of base metal	18.943	149.469	45.221	346.853
83024139	Bolts, hooks and eyes, staples of base metal, a kind suitable for building	170.520	784.389	580.046	2.011.867
83024190	Other mountings, fittings and similar articles of base metal suitable for buildings	294.325	2.764.817	1.850.906	9.822.524
83024220	Hasps; of base metal of a kind suitable for furniture	418	65.050	1.836	116.640
83024290	Bolts, hook and eyes, staples; of base metal, a kind suitable for furniture	1.238.421	5.190.998	2.839.040	11.534.950
83024910	Mountings, fittings and similar articles; of base metal of a kind suitable for saddlery	217	2.507	4.838	25.751

Tabel-tabel

Lanjutan Tabel 2.5

H S	Uraian Komoditi	Berat Bersih (kg)		Nilai CIF (US\$)	
		Maret 2024	Jan–Mar 2024	Maret 2024	Jan–Mar 2024
(1)	(2)	(3)	(4)	(5)	(6)
83024991	Hasps of base metal a kind suitable for trunks, chests, caskets or the like	1.850	25.696	23.166	114.376
83024999	Base metal fittings and similar articles of a kind suitable for trunks, chests, caskets or the like	580.298	2.476.075	2.466.106	8.641.224
83025000	Hat-racks, hat-pegs, brackets and similar fixtures; of base metal	905.563	2.970.292	1.934.113	6.969.536
83026000	Automatic door closers; of base metal	143.995	508.890	854.599	2.711.045
83030000	Armoured or reinforced safes, strong-boxes and doors and safe deposit lockers for strong-rooms, cash or deed boxes and the like; of base metal	408.495	1.473.482	2.634.470	5.085.595
83040010	Filing cabinets and card-index cabinets; of base metal	38.923	167.882	42.087	209.703
83040091	Paper trays, paper rests, pen trays, office-stamp stands and similar office or desk equipment; of aluminium, other than office furniture of heading 9403	3	35.131	502	88.242
83040092	Paper trays, paper rests, pen trays, office-stamp stands and similar office or desk equipment; of nickel, other than office furniture of heading 9403	1	23	46	1.623
83040099	Paper trays, paper rests, pen trays, office-stamp stands and similar office or desk equipment; of base metal, other than office furniture of heading 9403	64.534	296.931	158.314	873.166
83051010	Fittings for double loop wire binders; of base metal	9.153	16.591	20.303	43.934
83051090	Fittings for loose-leaf binders or files other than for double loop wire binder; of base metal	98.182	325.075	259.896	845.547
83052010	Staples in strips of a kind for office use; of base metal	227.222	771.849	618.190	1.500.674
83052020	Staples in strips other than for office use (example, upholstery, packaging); of iron or steel	102.245	533.438	174.322	850.335
83052090	Staples in strips of base metal other than iron or steel, not a kind for office use	168.130	1.067.542	209.463	1.388.606
83059010	Paper clips; of base metal	101.390	322.207	316.206	1.010.468
83059090	Letter clips, letter corners, indexing tags and similar office articles, of base metal, including parts	104.567	362.931	254.170	878.714
83061000	Bells, gongs and the like, non-electric; of base metal	5.504	42.345	18.237	108.577
83062100	Statuettes and other ornaments plated with precious metals	952	9.205	5.889	28.782
83062910	Statuettes and other ornaments; of copper or of lead	7.519	8.420	16.889	18.620
83062920	Statuettes and other ornaments; of nickel	15	46	247	723
83062930	Statuettes and other ornaments; of aluminium	90	1.674	659	2.899
83062990	Statuettes and other ornaments; of iron or steel	100.472	468.200	254.511	1.355.093
83063010	Photograph, picture or similar frames, mirrors; of copper	1.105	3.945	6.637	10.285
83063091	Metallic mirrors reflecting traffic views at road intersections or sharp corners; of base metal	2.160	18.577	5.162	25.067
83063099	Photograph, picture or similar frames; mirrors made of base metal other than copper	60.009	168.627	214.455	503.164
83071000	Flexible tubing with or without fittings; of iron or steel	413.356	786.314	2.013.715	5.505.851
83079000	Flexible tubing with or without fittings; of base metal other than of iron or steel	101.270	291.551	324.787	942.556
83081000	Hooks, eyes, eyelets used for clothing/clothing accessories, footwear, jewellery, watches, books, awnings and leather; of base metal	389.621	1.335.595	4.738.178	13.126.501
83082000	Tubular or bifurcated rivets; of base metal	11.574	68.303	293.991	1.208.891
83089010	Beads including parts; of base metal	6.740	40.156	86.306	451.721
83089020	Spangles including parts; of base metal	31	2.134	837	8.194
83089090	Clasps, frames with clasps, buckles, buckle-clasps; of base metal	470.173	2.744.493	4.832.297	14.207.905
83091000	Crown corks; of base metal	26.952	83.378	81.013	229.296
83099010	Capsules for bottles; of base metal	9.950	65.949	113.753	412.422
83099020	Top ends; of aluminium cans	527.527	1.368.913	2.053.229	5.655.971
83099060	Aerosol can ends; of tinplate	114.738	162.513	183.594	261.831
83099070	Other caps for cans; of base metal	352.779	1.034.562	1.419.510	3.544.416
83099081	Bottle caps, screw caps; of aluminium	64.509	207.559	406.005	990.267
83099089	Bungs for metal drums; bung covers; seals; case corner protectors; of aluminium	20.625	143.609	266.774	905.812
83099091	Bottle caps, screw caps; of base metal other than aluminium	23.872	96.951	149.007	465.167
83099092	Bungs for metal drums; bung covers; seals; case corner protectors; of base metal other than aluminium	6.700	48.828	73.708	246.275
83099099	Other packing accessories; of base metal	247.951	1.230.674	1.265.440	5.508.957

Lanjutan Tabel 2.5

H S	Uraian Komoditi	Berat Bersih (kg)		Nilai CIF (US\$)	
		Maret 2024	Jan-Mar 2024	Maret 2024	Jan-Mar 2024
(1)	(2)	(3)	(4)	(5)	(6)
83100000	Sign-plates, name-plates, address-plates and similar plates, numbers, letters and other symbols, of base metal, excluding those of heading 9405	49.178	249.767	495.469	2.236.967
83111010	Coated electrodes for electric arc-welding; of base metal, in rolls	269.996	787.339	561.869	1.706.545
83111090	Coated electrodes, for electric arc-welding; of base metal in a forms other than rolls	4.509.939	14.804.904	4.757.428	17.804.453
83112021	Cored wire for electric arc-welding containing by weight 45 % or more of carbon and 20 % or more of chromium; of alloy steel, in rolls	407.327	933.541	680.369	1.995.567
83112029	Cored wire for electric arc-welding containing by weight 45 % or more of carbon and 20 % or more of chromium; of alloy steel, other than in rolls	51.124	146.003	51.757	195.359
83112090	Cored wire for electric arc-welding made of base metal other than alloy steel	1.150.817	3.714.789	1.847.559	7.022.806
83113021	Cored wire for soldering, brazing or welding by flame containing by weight 45 % or more of carbon and 20 % or more of chromium; of alloy steel, in rolls	24.424	43.869	77.409	322.833
83113029	Cored wire for soldering, brazing or welding by flame containing by weight 45 % or more of carbon and 20 % or more of chromium; of alloy steel, other than in rolls	46.009	140.620	79.099	345.543
83113091	Coated rods for soldering, brazing or welding by flame; of base metal, in rolls	31.200	100.653	272.985	631.953
83113099	Coated rods for soldering, brazing or welding by flame; of base metal, other than in rolls	547.015	939.915	1.111.439	4.042.487
83119000	Wire and rods of agglomerated base metal powder used for metal spraying	157.416	698.829	761.721	2.809.870
84011000	Nuclear reactors	—	20	—	143
84012000	Machinery and apparatus for isotopic separation, and parts thereof	—	209	—	1.677
84013000	Fuel elements (cartridges), non-irradiated	3	4	224	761
84014000	Parts of nuclear reactors	72	134	11.180	17.440
84021110	Watertube boilers with a steam production exceeding 45 t per hour electrically operated other than central heating hot water	17.333	108.480	101.904	591.951
84021120	Watertube boilers with a steam production exceeding 45 t per hour not electrically operated other than central heating hot water	—	2	—	62
84021211	Watertube boilers with a steam production exceeding 15 t but not exceeding 45 t per hour electrically operated other than central heating hot water	316.654	1.775.840	816.888	5.675.658
84021219	Watertube boilers with a steam production not exceeding 15 t per hour electrically operated other than central heating hot water	372.054	825.438	1.583.042	3.109.932
84021229	Watertube boilers with a steam production not exceeding 15 t per hour not electrically operated other than central heating hot water	169.838	408.200	347.708	974.713
84021919	Other vapour generating boilers including hybrid boilers other than central heating hot water with a steam production not exceeding 15 t per hour electrically operated	365.149	1.761.098	4.250.601	9.388.825
84021921	Other vapour generating boilers including hybrid boilers other than central heating hot water with a steam production exceeding 15 t per hour not electrically operated	23	21.877	14.199	47.293
84021929	Other vapour generating boilers including hybrid boilers other than central heating hot water with a steam production not exceeding 15 t per hour not electrically operated	250.039	1.010.982	203.541	1.639.916
84022010	Super-heated water boilers other than central heating hotwater electrically operated	2.151.064	8.093.554	9.196.931	66.802.088
84022020	Super-heated water boilers other than central heating hotwater not electrically operated	18	88	12.969	23.418
84029010	Boiler bodies, shells or casings, parts for Steam or other vapour generating boilers	212.051	405.518	577.956	1.910.827
84029090	Parts for steam or other vapour generating boilers other than boiler bodies, shells or casings	6.626.468	22.069.588	35.504.866	173.056.246
84031000	Boilers of central heating boilers other than those of heading 8402	351	107.457	4.249	488.613
84039010	Boiler bodies, shells or casings of central heating boilers other than those of heading 8402	—	5.682	—	72.475
84039090	Parts for central heating boilers other than Boiler bodies, shells or casings than those of heading 8402	108.919	119.899	332.676	501.606

Tabel-tabel

Lanjutan Tabel 2.5

H S	Uraian Komoditi	Berat Bersih (kg)		Nilai CIF (US\$)	
		Maret 2024	Jan–Mar 2024	Maret 2024	Jan–Mar 2024
(1)	(2)	(3)	(4)	(5)	(6)
84041011	Soot removes ( soot blower) for steam or other vapour power units for use with boilers of heading 8402	933	206.873	3.870	1.606.798
84041019	Economisers, super-heaters and gas recoverers for steam or other vapour power units for use with boilers of heading 8402	1.083.816	4.783.823	2.948.625	15.630.346
84041020	Auxiliary plant (for example, economisers, super-heaters, soot removers, gas recoverers) for steam or other vapour power units for use with boilers of heading 8403	38	237.634	6.065	654.124
84042000	Condensers for steam or other vapour power units for use with boilers of heading 8402 or 8403	412.542	660.846	3.577.164	6.754.816
84049011	Bodies, shells or casings of auxliary plant of goods of subheadings 84041011 and 84041019	–	668	–	5.023
84049019	Parts of auxiliary plant of goods of subheadings 84041011 and 84041019 other than bodies, shells or casings	2.100	2.036.922	27.234	2.864.339
84049021	Bodies, shells or casings of auxiliary plant of goods of subheading 84041020	6.830	9.864	48.701	73.236
84049090	Part for use condensers or Auxiliary plant of subheadings 8404.20.00	68.449	766.870	947.524	3.327.842
84051000	Producer gas or water gas generators, with or without their purifiers; acetylene gas generators and similar water process gas generators	46.813	231.302	2.048.259	8.659.805
84059000	Parts of producer gas or water gas generators, with or without purifiers; acetylene gas generators and similar	1.087.925	2.071.570	7.159.627	9.111.282
84068100	Steam turbines and other vapour turbines of an output exceeding 5 MW other than for marine propulsion	2.974.424	13.321.306	39.419.571	135.619.216
84068210	Steam turbines and other vapour turbines of an output not exceeding 40 MW other than for marine propulsion	1.150	3.450	75.480	226.136
84068290	Steam turbines and other vapour turbines of an output exceeding 5 MV but not exceeding 40 MW other than for marine propulsion	220.198	654.934	5.852.714	10.230.826
84069000	Parts of steam turbines and other vapour turbines	161.086	5.373.123	4.327.767	26.823.435
84071000	Spark-ignition reciprocating or rotary internal combustion piston engines for Aircraft	9.295	16.145	4.786.038	10.338.104
84072110	Spark-ignition reciprocating or rotary internal combustion a power not exceeding 2238 kW for outboard motors	13.632	30.415	251.140	553.739
84072190	Spark-ignition reciprocating or rotary internal combustion a power exceeding 2238 kW for outboard motors	180.680	630.704	4.003.888	13.970.306
84072920	Spark-ignition reciprocating or rotary internal combustion a power not exceeding 2238 kW for marine propulsion engine	–	240	–	2.576
84072990	Spark-ignition reciprocating or rotary internal combustion a power exceeding 2238 kW for marine propulsion engine	–	20.066	–	173.975
84073100	Spark-reciprocating piston engines of a kind used for the propulsion of vehicles of Chapter 87 of a cylinder capacity not exceeding 50 cc	1.367	1.372	3.150	3.505
84073219	Spark-reciprocating piston engines of a kind used for the propulsion for vehicles of Chapter 87 other than of heading 8701 and 8711 of a cylinder capacity exceeding 50 cc but not exceeding 110 cc	3	12.294	69	10.741
84073222	Spark-reciprocating piston engines of a kind used for the propulsion for vehicles of heading 8711 a cylinder capacity exceeding 110 cc but not exceeding 250 cc	103.068	194.016	1.815.614	3.387.330
84073229	Spark-reciprocating piston engines of a kind used for the propulsion for vehicles of Chapter 87 other than of heading 8701 and 8711 of a cylinder capacity exceeding 110 cc but not exceeding 250 cc	12.541	63.003	92.463	369.493
84073450	Full assembled sprak-reciprocating piston engines of a cylinder capacity exceeding 1,100 cc for other vehicles of heading 8701	114	526	6.096	32.649
84073460	Full assembled sprak-reciprocating piston engines of a cylinder capacity exceeding 1,100 cc for other vehicles of heading 8711	–	137	–	12.530
84073471	Full assembled spark- reciprocating piston engines of cylinder capacity not exceeding 2,000cc, for vehicles of Chapter 87	36.225	250.609	270.990	1.553.165
84073472	Full assembled spark- reciprocating piston engines of cylinder capacity exceeding 2,000cc but not exceeding 3,000 cc for vehicles of Chapter 87	18.048	642.050	279.373	10.747.587
84073473	Full assembled spark- reciprocating piston engines of cylinder capacity exceeding 3,000cc for vehicles of Chapter 87	106.486	201.595	1.804.403	3.534.435

Lanjutan Tabel 2.5

H S	Uraian Komoditi	Berat Bersih (kg)		Nilai CIF (US\$)	
		Maret 2024	Jan–Mar 2024	Maret 2024	Jan–Mar 2024
(1)	(2)	(3)	(4)	(5)	(6)
84073493	Assembled not complete, spark-reciprocating piston engines cylinder capacity not exceeding 1,100 cc for vehicles of heading 8711	–	10	–	188
84073494	Assembled not complete, spark-reciprocating piston engines cylinder capacity not exceeding 2,000 cc for vehicles of chapter 87	95	95	1.948	1.948
84073499	Spark-ignition reciprocating or rotary internal combustion piston engines ; other of a cylinder capacity exceeding 3000 cc	97	97	1.220	1.220
84079010	Other engines ; of a power not exceeding 1865 kw	473.511	1.604.326	2.774.368	8.874.006
84079090	Other engines ; otherthan of a power not exceeding 1865 and of a power exceeding 1865 kw but not exceeding 2238 kw	167.332	536.716	3.322.723	4.248.334
84081010	Marine propulsion engines ; of a power not exceeding 2238	25.789	123.926	233.338	1.357.687
84081020	Marine propulsion engines ; of a power exceeding 2238 kw but not exceeding 100 kw	123.387	486.686	44.817	303.589
84081030	Marine propulsion engines ; of a power exceeding 100 kw but not exceeding 750 kw	241.284	754.243	1.505.426	4.973.442
84081090	Marine propulsion engines ; otherthan of a power not exceeding 2238,exceeding 2238 kw but not exceeding 100 kw and exceeding 100 kw but not exceeding 750 kw	301.845	1.673.334	5.618.268	30.649.197
84082010	Fully assembled for vehicles of subheading 870110	1.790	70.471	14.556	205.717
84082021	Fully assembled other ; of a cylinder capacity not exceeding 2,000 cc	–	5.996	–	203.342
84082022	Fully assembled other ; of a cylinder capacity exceeding 2,000 cc but not exceeding 3500 cc	1.292.207	4.149.958	17.532.597	54.306.428
84082023	Fully assembled other ; of a cylinder capacity exceeding 3,500 cc	278.597	969.873	4.413.935	15.681.674
84082093	Engines of a kind used for the propulsion of vehicles of Chapter 87 ; other for vehicles of subheading 870110	752	5.029	10.406	97.451
84082095	Engines of a kind used for the propulsion of vehicles of Chapter 87 ; other of a cylinder capacity exceeding 2000 cc but not exceeding 3500 cc	–	258	–	7.181
84082096	Engines of a kind used for the propulsion of vehicles of Chapter 87 ; other of a cylinder capacity exceeding 3500 cc	81.025	179.186	248.747	841.699
84089010	Other engines ; of a power not exceeding 1865 kw	269.478	861.696	830.591	2.402.476
84089051	Other engines ; of a power exceeding 100 kw of a kind used for machinery of heading 8429 or 8430	376.350	1.002.362	3.696.285	10.691.016
84089052	Other engines ; of a power exceeding 100 kw of a kind used for railway locomotives or tramway vehicles	–	66	–	626
84089059	Other engines ; of a power exceeding 100 kw otherthan of a kind used for machinery of heading 8429 or 8430 and of a kind used for railway locomotives or tramway vehicles	272.761	572.177	3.983.434	7.891.262
84089091	Other engines ; For machinery of heading 8429 or 8430	334.678	936.860	4.035.058	11.236.289
84089099	Other engines ; otherthan For machinery of heading 8429 or 8430 and of a kind used for railway locomotives or tramway vehicles	718.761	4.267.601	3.760.478	11.926.495
84091000	For aircraft engines	11	317	7.534	83.551
84099111	Carburettors and parts thereof ; for machinery of heading 8429 or 8430	6.468	105.153	172.922	899.175
84099112	Cylinder blocks ; crank cases ; for machinery of heading 8429 or 8430	173.817	276.591	933.257	1.786.529
84099113	Cylinder liners, with an internal diameter of 50 mm or more, but not exceeding 155 mm ; for machinery of heading 8429 or 8430	82	9.729	2.341	64.975
84099114	Other cylinder liners ; for machinery of heading 8429 or 8430	24.314	93.149	249.136	698.955
84099115	Cylinder heads and head covers ; for machinery of heading 8429 or 8430	2.340	25.847	65.393	237.232
84099116	Pistons, with an external diameter of 50 mm or more, but not exceeding 155 mm ; for machinery of heading 8429 or 8430	906	4.500	27.671	93.045
84099117	Other pistons ; for machinery of heading 8429 or 8430	13.919	73.274	210.577	842.392
84099118	Pistons rings and gudgeon pins ; for machinery of heading 8429 or 8430	6.207	22.311	46.378	161.217
84099119	Part of For machinery of heading 8429 or 8430	383.037	731.018	1.328.805	3.071.704
84099121	Carburettors and parts thereof ; for vehicles of heading 8701	59	2.563	1.966	23.334
84099122	Cylinder blocks crank cases ; for vehicles of heading 8701	586	825	9.388	19.627
84099123	Cylinder liners, with an internal diameter of 50 mm or more, but not exceeding 155 mm ; for vehicles of heading 8701	–	127	–	1.262
84099124	Other cylinder liners ; for vehicles of heading 8701	16	338	1.573	6.200
84099126	Pistons, with an external diameter of 50 mm or more, but not exceeding 155 mm ; for vehicles of heading 8701	233	559	1.495	5.434

Tabel-tabel

Lanjutan Tabel 2.5

H S	Uraian Komoditi	Berat Bersih (kg)		Nilai CIF (US\$)	
		Maret 2024	Jan–Mar 2024	Maret 2024	Jan–Mar 2024
(1)	(2)	(3)	(4)	(5)	(6)
84099128	Pistons rings and gudgeon pins ; for vehicles of heading 8701	505	32.064	22.395	125.576
84099129	Part of For vehicles of heading 8701	72.006	219.723	730.075	2.354.003
84099131	Carburettors and parts thereof ; for vehicles of heading 8711	91.901	528.657	754.949	3.048.978
84099132	Cylinder blocks crank cases ; for vehicles of heading 8711	150.445	588.264	939.051	3.104.773
84099134	Cylinder liners ; for vehicles of heading 8711	106.081	275.797	426.376	1.202.985
84099135	Cylinder heads and head covers ; for vehicles of heading 8711	81.005	193.994	344.010	879.332
84099137	Pistons For vehicles of heading 8711	9.148	94.709	77.316	655.901
84099138	Pistons rings and gudgeon pins ; for vehicles of heading 8711	50.688	120.727	1.885.142	3.730.604
84099139	Part of For vehicles of heading 8711	219.976	725.650	4.095.094	12.851.137
84099141	Carburettors and parts thereof ; for other vehicles of chapter 87	25.660	91.935	80.386	214.038
84099142	Cylinder blocks; crank cases ; for other vehicles of chapter 87	265.329	1.130.902	2.004.723	7.912.186
84099143	Cylinder liners, with an internal diameter of 50 mm or more, but not exceeding 155 mm ; for other vehicles of chapter 87	14.889	59.432	157.236	681.980
84099144	Other cylinder liners ; for other vehicles of chapter 87	141.008	405.560	554.987	1.629.225
84099145	Cylinder heads and head covers ; for other vehicles of chapter 87	184.417	573.012	1.873.848	5.530.003
84099146	Pistons, with an external diameter of 50 mm or more, but not exceeding 155 mm ; for other vehicles of chapter 87	29.200	106.140	472.810	1.350.265
84099147	Other pistons ; for other vehicles of chapter 87	17.530	77.040	82.625	280.348
84099148	Piston rings and gudgeon pins ; for other vehicles of chapter 87	47.910	143.008	487.978	1.726.974
84099149	Part of for other vehicles of chapter 87	657.698	2.065.841	9.482.361	28.197.097
84099151	cylinder blocks ; crank cases ; For marine propulsion engines of a power not exceeding 2238 kW	1.072	2.850	40.525	113.525
84099153	Other cylinder liners ; For marine propulsion engines of a power not exceeding 2238 kW	61	4.930	248	31.655
84099154	Pistons, with an external diameter of 50 mm or more, but not exceeding 155 mm ; for marine propulsion engines of a power not exceeding 2238 kw	522	2.612	27.575	137.277
84099155	Other pistons ; For marine propulsion engines of a power not exceeding 2238 kW	647	1.708	14.256	34.285
84099159	Part of For marine propulsion engines ; of a power not exceeding 2238 kW	8.497	73.062	270.101	1.353.361
84099161	Cylinder blocks ; crank cases ; For marine propulsion engines of a power exceeding 2238 kW :	–	616	–	8.377
84099162	Cylinder liners, with an internal diameter of 50 mm or more, but not exceeding 155 mm ; for marine propulsion engines of a power exceeding 2238 kw	–	13.643	–	40.634
84099163	Other cylinder liners ; For marine propulsion engines of a power exceeding 2238 kW	2.818	3.797	107.308	117.751
84099164	Pistons, with an external diameter of 50 mm or more, but not exceeding 155 mm ; for marine propulsion engines of a power exceeding 2238 kw	5	6	148	167
84099169	Part of For marine propulsion engines of a power exceeding 2238 kW for vessels of chapter 89	3.516	21.635	128.836	1.122.076
84099171	Carburettors and parts thereof ; for other engines	6.873	26.080	20.004	90.214
84099172	Cylinder blocks; crank cases for other engines	12.680	46.329	13.684	82.754
84099173	Cylinder liners, with an internal diameter of 50 mm or more, but not exceeding 155 mm ; for other engines	–	12.653	–	107.659
84099174	Other cylinder liners ; for other engines	275	6.986	8.108	71.049
84099176	Pistons, with an external diameter of 50 mm or more, but not exceeding 155 mm ; for other engines	–	14	–	16
84099177	Other pistons ; for other engines	6.614	15.280	30.117	45.711
84099178	Piston rings and gudgeon pins ; for other engines	540	1.555	7.223	27.598
84099179	Part of for other engines	182.794	733.665	1.215.866	5.047.203
84099911	Carburettors and parts thereof ; for engines of machinery of heading 8429 or 8430	15.759	23.757	433.804	562.958
84099912	Cylinder blocks; crank cases ; for engines of machinery of heading 8429 or 8430	13.400	44.494	146.093	790.698
84099913	Cylinder liners, with an internal diameter of 50 mm or more, but not exceeding 155 mm ; for engines of machinery of heading 8429 or 8430	7.046	18.573	56.168	202.552
84099914	Other cylinder liners ; for engines of machinery of heading 8429 or 8430	14.580	55.659	189.469	654.914



Lanjutan Tabel 2.5

H S	Uraian Komoditi	Berat Bersih (kg)		Nilai CIF (US\$)	
		Maret 2024	Jan–Mar 2024	Maret 2024	Jan–Mar 2024
(1)	(2)	(3)	(4)	(5)	(6)
84099915	Cylinder heads and head covers ; for engines of machinery of heading 8429 or 8430	15.819	55.114	170.896	500.332
84099916	Pistons, with an external diameter of 50 mm or more, but not exceeding 155 mm ; for engines of machinery of heading 8429 or 8430	1.722	4.653	57.531	117.414
84099917	Other pistons ; for engines of machinery of heading 8429 or 8430	9.062	32.406	171.117	481.495
84099918	Piston rings and gudgeon pins ; for engines of machinery of heading 8429 or 8430	5.346	14.905	65.284	361.285
84099919	Part of For engines of machinery of heading 8429 or 8430	164.916	528.538	1.848.407	5.453.904
84099921	Carburettors and parts thereof ; for engines of vehicles of heading 8701	6.605	34.879	129.855	423.271
84099922	Cylinder blocks; crank cases ; for engines of vehicles of heading 8701	36.113	88.696	80.105	203.421
84099924	Other cylinder liners ; for engines of vehicles of heading 8701	684	3.601	3.618	35.689
84099925	Cylinder heads and head covers ; for engines of vehicles of heading 8701	755	755	6.054	6.054
84099926	Pistons, with an external diameter of 50 mm or more, but not exceeding 155 mm ; for engines of vehicles of heading 8701	–	2.250	–	13.627
84099927	Other pistons ; for engines of vehicles of heading 8701	304	4.603	3.721	29.557
84099929	Part of For engines of vehicles of heading 8701	71.042	186.415	276.354	829.118
84099931	Carburettors and parts thereof ; for engines of vehicles of heading 8711	1.348	53.835	23.945	189.540
84099932	Cylinder blocks; crank cases ; for engines of vehicles of heading 8711	30.541	135.080	160.406	563.611
84099934	Cylinder heads and head covers ; for engines of vehicles of heading 8711	1.172	2.060	15.524	27.389
84099936	Piston rings and gudgeon pins ; for engines of vehicles of heading 8711	620	698	7.051	9.474
84099937	Cylinder liners, with an internal diameter of 50 mm/more, but not exceeding 155 mm ; piston with an external diameter of 50 mm/more , but not exceeding 155 mm ; for engines of vehicles of heading 8711	–	34	–	185
84099939	Part of For engines of vehicles of heading 8711	6.757	29.907	117.292	377.960
84099941	Carburettors and parts thereof ; for engines of other vehicles of chapter 87	2.987	19.029	23.651	234.547
84099942	Cylinder blocks; crank cases ; for engines of other vehicles of chapter 87	110.186	344.551	361.456	1.340.439
84099943	Cylinder liners, with an internal diameter of 50 mm or more, but not exceeding 155 mm ; for engines of other vehicles of chapter 87	33.537	96.464	146.089	655.314
84099944	Other cylinder liners ; for engines of other vehicles of chapter 87	7.595	17.615	76.399	156.455
84099945	Cylinder heads and head covers ; for engines of other vehicles of chapter 87	36.157	85.655	293.061	523.008
84099946	Pistons, with an external diameter of 50 mm or more, but not exceeding 155 mm ; for engines of other vehicles of chapter 87	12.573	46.671	104.447	435.151
84099947	Other piston ; for engines of other vehicles of chapter 87	593	3.277	13.707	31.526
84099948	Piston rings and gudgeon pins ; for engines of other vehicles of chapter 87	15.026	56.537	518.513	1.795.614
84099949	Part of For engines of other vehicles of Chapter 87	281.202	1.068.598	3.401.181	12.019.557
84099951	Cylinder blocks; crank cases ; for marine propulsion engines of a power not exceeding 2238 kw	33	1.241	26	1.049
84099952	Cylinder liners, with an internal diameter of 50 mm or more, but not exceeding 155 mm ; for marine propulsion engines of a power not exceeding 2238 kw	5	5	367	367
84099953	Other cylinder liners ; for marine propulsion engines of a power not exceeding 2238 kw	2.233	2.282	28.781	33.146
84099954	Pistons, with an external diameter of 50 mm or more, but not exceeding 155 mm ; for marine propulsion engines of a power not exceeding 2238 kw	353	762	7.886	18.193
84099955	Other pistons ; for marine propulsion engines of a power not exceeding 2238 kw	–	31	–	2.150
84099959	Part of For marine propulsion engines of a power not exceeding 2238 kW ; for engines of vessels of chapter 89	104.615	140.459	165.709	302.452

Tabel-tabel

Lanjutan Tabel 2.5

H S	Uraian Komoditi	Berat Bersih (kg)		Nilai CIF (US\$)	
		Maret 2024	Jan–Mar 2024	Maret 2024	Jan–Mar 2024
(1)	(2)	(3)	(4)	(5)	(6)
84099961	Cylinder blocks ; crank cases ; For marine propulsion engines of a power exceeding 2238 kW	–	125	–	2.452
84099962	Cylinder liners, with an internal diameter of 50 mm or more, but not exceeding 155 mm ; for marine propulsion engines of a power exceeding 2238 kw	–	16	–	132
84099963	Other cylinder liners ; For marine propulsion engines of a power exceeding 2238 kW	7.648	27.436	87.346	368.905
84099964	Pistons, with an external diameter of 50 mm or more, but not exceeding 155 mm ; for marine propulsion engines of a power exceeding 2238 kw	8	291	610	4.160
84099965	Other piston ; For marine propulsion engines of a power exceeding 2238 kW	2.597	8.852	35.833	67.876
84099969	Part of For marine propulsion engines of a power exceeding 2238 kW	41.677	187.359	1.878.341	5.456.097
84099971	Carburettors and parts thereof ; for other engines	5.684	25.050	9.025	33.640
84099972	Cylinder blocks; crank cases ; for other engines	11.253	46.189	307.441	622.392
84099973	Cylinder liners, with an internal diameter of 50 mm or more, but not exceeding 155 mm ; for other engines	2.392	18.464	17.025	67.171
84099974	Other cylinder liners ; for other engines	12.142	115.323	372.998	1.402.057
84099975	Cylinder heads and head covers ; for other engines	37.242	155.598	926.318	3.770.257
84099976	Pistons, with an external diameter of 50 mm or more, but not exceeding 155 mm ; for other engines	1.603	5.191	10.696	14.140
84099977	Other pistons ; for other engines	23.388	157.037	303.967	1.631.984
84099978	Piston rings and gudgeon pins ; for other engines	14.132	59.140	347.379	980.543
84099979	Part of for other engines	526.866	2.354.013	6.161.749	19.076.123
84101100	Hydraulic turbines and water wheels ; Of a power not exceeding 1,000 kW	24.139	136.758	254.347	679.336
84101200	Hydraulic turbines and water wheels ; Of a power exceeding 1,000 kW but not exceeding 10,000 kW	24.297	37.979	527.938	964.328
84101300	Hydraulic turbines and water wheels ; Of a power exceeding 10,000 kW	–	377.686	–	1.516.058
84109000	Parts, including regulators	148.974	587.328	1.760.065	4.757.631
84111100	Turbo-jets ; Of a thrust not exceeding 25 kN	–	702	–	945
84111200	Turbo-jets ; Of a thrust exceeding 25 kN	–	23.191	–	24.567.133
84112100	Turbo propellers ; Of a power not exceeding 1,100 kW	201	851	309.963	1.442.741
84112200	Turbo propellers ; Of a power exceeding 1,100 kW	–	2.175	–	9.494
84118100	Other gas turbines ; Of a power not exceeding 5,000 kW	3.051	3.051	775.512	775.512
84118200	Other gas turbines ; Of a power exceeding 5,000 kW	502.304	2.347.401	24.721.764	62.937.073
84119100	Parts Of turbo-jets or turbo-propellers	1.518	6.703	1.233.862	3.132.416
84119900	Otherthan part Of turbo-jets or turbo-propellers	198.904	745.401	23.810.564	66.539.868
84121000	Reaction engines other than turbo-jets	120	4.208	3.028	46.444
84122100	Hydraulic power engines and motors ; linear acting (cylinders)	606.290	1.930.752	6.145.810	14.989.217
84122900	Hydraulic power engines and motors ; otherthan linear acting (cylinders)	179.187	1.165.303	3.009.827	15.106.605
84123100	Pneumatic power engines and motors ; linear acting (cylinder)	59.614	241.298	1.911.829	4.891.667
84123900	Pneumatic power engines and motors ; otherthan linear acting (cylinder)	15.589	80.896	581.351	2.259.703
84128000	Other engines and motors	19.344	44.718	193.172	641.902
84129010	Parts ; Of engines of subheading 841210	652	1.214	19.325	46.244
84129020	Parts ; For steam or other vapour power units incorporating boilers	3.771	13.047	204.423	582.238
84129090	Parts otherthan	500.800	1.401.916	4.716.106	10.710.636
84131100	Pumps for dispensing fuel or lubricants, of the type used in filling-stations or in garages ; with a measuring device	31.567	86.803	801.621	2.052.445
84131910	Pumps fitted or designed to be fitted with a measuring device ; other electrically operated	102.584	377.832	2.214.659	8.202.266
84131920	Pumps fitted or designed to be fitted with a measuring device ; other not electrically operated	27.379	89.708	434.099	1.342.466
84132010	Hand pumps, other than those of subheading 841311 or 841319 ; water pumps	72.589	267.444	154.472	707.987
84132020	Hand pumps, other than those of subheading 841311 or 841319 ; breast pumps	35.007	185.426	109.305	581.408
84132090	Other Hand pumps, other than those of subheading 841311 or 841319	174.432	582.811	849.288	2.336.745

Lanjutan Tabel 2.5

H S	Uraian Komoditi	Berat Bersih (kg)		Nilai CIF (US\$)	
		Maret 2024	Jan-Mar 2024	Maret 2024	Jan-Mar 2024
(1)	(2)	(3)	(4)	(5)	(6)
84133030	Fuel, lubricating or cooling medium pumps for internal combustion piston engines ; of motor vehicles of heading 8702,8703 or 8704	136.824	536.271	2.855.721	8.288.978
84133040	Fuel, lubricating or cooling medium pumps for internal combustion piston engines ; for water pump of motor vehicles of heading 8702,8703 or 8704	54.495	197.260	952.154	2.483.017
84133051	Fuel, lubricating Other, centrifugal type ; with an inlet diameter not exceeding 200 mm	2.931	19.126	34.994	163.490
84133052	Fuel, lubricating Other, centrifugal type ; with an inlet diameter exceeding 200 mm	126	333	10.944	24.234
84133090	Fuel, lubricating Other, centrifugal type other	225.749	2.224.231	3.632.992	17.511.548
84134000	Concrete pumps	40.944	146.548	294.213	812.086
84135031	Water pumps, with a flow rate not exceeding 8,000 m3/h ; electrically operated	77.606	699.794	667.324	3.502.172
84135032	Water pumps, with a flow rate not exceeding 8,000 m3/h ; not electrically operated	1.630	16.958	62.152	332.832
84135040	Other reciprocating positive displacement pumps ; Water pumps, with a flow rate exceeding 8,000 m3/h but not exceeding 13,000 m3/h	3.934	6.299	155.091	352.660
84135090	Other reciprocating positive displacement pumps otherthan water pumps with a flow rate not exceeding 8000 m3/h and exceeding 8000 m3/h but not exceeding 13000 m3/h	256.908	927.944	6.214.497	18.717.112
84136031	Water pumps, with a flow rate not exceeding 8,000 m3/h ; electrically operated	7.096	13.442	116.802	214.582
84136032	Water pumps, with a flow rate not exceeding 8,000 m3/h ; not electrically operated	8.828	100.899	102.683	731.589
84136040	Other rotary positive displacement pumps ; Water pumps, with a flow rate exceeding 8,000 m3/h but not exceeding 13,000 m3/h	27.546	38.879	221.978	303.641
84136090	Other rotary positive displacement pumps otherthan water pumps with a flow rate not exceeding 8000 m3/h and exceeding 8000 m3/h but not exceeding 13000 m3/h	637.440	1.686.419	6.898.671	19.053.280
84137011	Single stage, single suction horizontal shaft water pumps suitable for belt drive or direct coupling, other than pumps w/ shafts common w/ the prime mover ; w/ an inlet diameter not exceeding 200 mm	99.649	292.589	860.148	2.146.369
84137019	Single stage, single suction horizontal shaft water pumps suitable for belt drive or direct coupling, other than pumps with shafts common with the prime mover ; other	308.749	1.456.416	4.404.742	18.879.756
84137031	Submersible water pumps ; With an inlet diameter not exceeding 200 mm	91.208	1.396.923	599.265	7.847.431
84137039	Submersible water pumps otherthan With an inlet diameter not exceeding 200 mm	187.809	1.089.804	1.274.341	5.115.028
84137042	Other water pumps, with a flow rate not exceeding 8,000 m3/h ; with inlet diameter not exceeding 200 mm, electrically operated	34.486	803.838	619.283	6.043.213
84137043	Other water pumps, with a flow rate not exceeding 8,000 m3/h ; with inlet diameter not exceeding 200 mm, not electrically operated	235.214	705.346	755.896	2.390.793
84137049	Other water pumps, with a flow rate not exceeding 8,000 m3/h ; otherthan with inlet diameter not exceeding 200 mm, electrically operated and not electrically operated	845.702	2.036.811	5.584.297	10.458.557
84137051	Other water pumps, with a flow rate exceeding 8,000 m3/h but not exceeding 13,000 m3/h ; with an inlet diameter not exceeding 200 mm	11.468	47.433	153.159	302.776
84137059	Other water pumps, with a flow rate exceeding 8,000 m3/h but not exceeding 13,000 m3/h ; otherthan with an inlet diameter not exceeding 200 mm	63.552	244.268	544.559	1.849.933
84137091	Other centrifugal pumps ; With an inlet diameter not exceeding 200 mm	18	339.011	7.530	2.022.309
84137099	Other centrifugal pumps otherthan With an inlet diameter not exceeding 200 mm	383.668	2.322.279	4.795.443	16.736.776
84138113	Water pumps with a flow rate not exceeding 8,000 m3/h,electrically operated	3.959	110.561	20.217	508.033
84138114	Water pumps with a flow rate not exceeding 8,000 m3/h, not electrically operated	435	16.380	4.459	113.679

Tabel-tabel

Lanjutan Tabel 2.5

H S	Uraian Komoditi	Berat Bersih (kg)		Nilai CIF (US\$)	
		Maret 2024	Jan–Mar 2024	Maret 2024	Jan–Mar 2024
(1)	(2)	(3)	(4)	(5)	(6)
84138115	Water pumps, with a flow rate exceeding 8,000 m3/h but not exceeding 13,000 m3/h	–	682	–	12.877
84138119	Other water pumps	326.030	1.243.339	4.624.405	11.615.206
84138210	liquid elevators ; Electrically operated	42.332	144.498	473.115	2.672.574
84138220	liquid elevators ; not Electrically operated	50.526	97.854	145.212	358.967
84139110	Part ; Of pumps of subheading 84132010	1.725	26.495	48.185	178.667
84139120	Part ; Of pumps of subheadings 84132020 and 84132090	12.533	37.301	57.296	338.762
84139130	Part ; Of pumps of subheadings 84137011 and 84137019	29.000	174.646	376.813	1.137.460
84139140	Part ; Of other centrifugal pumps	687.821	3.069.273	3.256.930	15.022.463
84139190	Part ; Of other pumps	1.385.315	4.185.640	18.805.545	48.529.639
84139200	Part ; Of liquid elevators	6.475	13.846	165.377	209.753
84141000	Vacuum pumps	697.721	1.162.735	4.959.413	9.369.678
84142010	Hand- or foot-operated air pumps ; bicycle pumps	33.088	301.603	84.657	626.368
84142090	Other Hand- or foot-operated air pumps	292.051	1.306.371	289.878	3.632.700
84143040	Compressors of a kind used in refrigerating equipment ; With a refrigeration capacity exceeding 2110 kW, or with a displacement per revolution of 220 cc or more	86.836	473.973	1.090.419	3.244.721
84143090	Other Compressors of a kind used in refrigerating equipment	4.428.309	12.142.864	17.399.368	49.339.342
84144000	Air compressors mounted on a wheeled chassis for towing	280.843	995.224	1.969.510	6.130.504
84145110	Table fans and box fans ; with a self-contained electric motor of an output not exceeding 125 w	19.370	547.650	132.059	2.529.875
84145191	Other floor, wall, window, ceiling or roof fans, with a self- contained electric motor of an output not exceeding 125 W	44.580	920.839	229.572	4.323.669
84145199	Other table fans with fan guard	53.026	380.128	486.975	3.387.832
84145910	Fans of a kind used solely/principally for cooling microprocessors, telecommunication apparatus, automatic data processing machines/units of automatic data processing machines ; of a capacity < 125 kw	9.964	36.719	161.603	536.019
84145920	Explosion-proof air fans, of a kind used in underground mining ; of a capacity not exceeding 125 kw	28.547	36.954	243.998	385.488
84145930	Blowers ; Of a capacity not exceeding 125 kW	364.726	1.340.024	2.605.751	9.720.645
84145941	Other with fan guard Of a capacity not exceeding 125 kW	40.664	228.079	180.022	1.021.586
84145949	Other fans	3.752	97.109	124.588	1.482.262
84145950	Other blower otherthan Of a capacity not exceeding 125 kW	113.281	491.112	599.773	2.414.582
84145991	Table fans other With fan guard	99.762	531.953	725.781	2.741.770
84145992	Table fans ; Explosion-proof air fans, of a kind used in underground mining	1.325	5.572	68.707	221.182
84145999	Other table fans otherthan with fan guard and Explosion-proof air fans, of a kind used in underground mining	441.227	2.821.477	3.650.089	18.679.714
84146011	Laminar airflow cabinets ; fitted with filter	2.507	11.014	42.518	148.019
84146019	Hoods fitted with filter otherthan Laminar airflow cabinets	62.733	277.060	410.653	1.547.012
84146091	Suitable for industrial use ; not fitted with a filter	11.621	21.926	67.743	145.169
84146099	Hoods not fitted with a filter otherthan suitable for industrial use	8.605	117.492	46.114	466.622
84147019	Safety cabinet fitted with filters otherthan having a hood with maximum horizontal side not exceeding 120 cm	–	10	–	9
84148011	Laminar airflow cabinets ; fitted with filters	6.112	16.061	26.794	269.074
84148019	Other fitted with filters otherthan laminar airflow cabinets	150.163	655.294	1.461.488	5.080.594
84148021	Suitable for industrial use ; not fitted with a filter	34.581	312.594	212.944	2.471.339
84148029	Other not fitted with filters otherthan Suitable for industrial use	29.920	146.347	859.581	2.087.667
84148030	Free-piston generators for gas turbines	39.617	118.510	533.681	1.343.297
84148041	Gas compression modules suitable for use in oil drilling operations ; compressor otherthan those of subheading 841430 or 841440	33.401	68.345	125.234	295.416
84148042	Of a kind used for automotive air conditioners ; compressors otherthan those of subheading 841430 or 841440	51.357	225.189	930.698	3.910.288
84148043	Sealed units for air conditioning machines ; compressors otherthan those of subheading 841430 or 841440	350.249	1.228.305	1.344.014	4.637.445
84148049	Other Compressors other than those of subheading 841430 or 841440	1.349.698	3.690.495	13.789.251	40.485.569
84148050	Air pumps	268.048	740.523	3.551.247	8.887.869
84148090	Air/vacuum pumps, air/oth gas compressors & fans; ventilating/recycling hoods incorporating a fan, whether/not fitted w/filters; gas-tight biological safety cabinets, whether/not fitted w/filters oth	105.206	397.458	667.868	2.617.934

Lanjutan Tabel 2.5

H S	Uraian Komoditi	Berat Bersih (kg)		Nilai CIF (US\$)	
		Maret 2024	Jan-Mar 2024	Maret 2024	Jan-Mar 2024
(1)	(2)	(3)	(4)	(5)	(6)
84149021	Parts ; Of fans of goods of heading 8415, 8418, 8509 or 8516	82.465	223.615	425.997	1.292.147
84149022	Parts ; Of fans of blowers	27.689	82.938	153.407	1.761.586
84149029	Other parts of fans	1.679.420	5.861.967	4.328.847	16.944.686
84149031	Parts ; of hoods Of goods of subheading 841460	10.636	35.041	50.196	209.503
84149032	Parts ; of hoods Of goods of subheading 841480	15.500	138.987	140.835	868.851
84149041	Parts ; of goods of subheading 841410 For electrically operated machines	11.218	45.840	337.874	1.656.032
84149042	Parts ; of goods of subheading 841410 For non-electrically operated machines	3.239	5.433	155.916	163.694
84149050	Parts ; Of goods of subheading 841420	222	40.729	5.558	46.574
84149060	Parts ; Of goods of subheading 841430	156.711	594.975	2.410.461	9.871.271
84149070	Parts ; Of goods of subheading 841440	8.481	29.757	222.709	469.395
84149080	Parts ; Of goods of subheading 841470	71	3.300	7.146	12.406
84149090	Part ; Of other pumps or compressors	258.152	726.677	5.571.374	13.445.694
84151020	Air conditioning machines Of a kind designed to be fixed to a window, wall, ceiling or floor, self-contained or "split-system" ; of a cooling capacity not exceeding 2110 kw	5.379.020	18.021.327	31.394.293	101.441.515
84151030	Air conditioning machines Of a kind designed to be fixed to a window, wall, ceiling or floor, self-contained or "split-system" ; of a cooling capacity exceeding 2110 kw but not exceeding 2638 kw	4.407	13.386	38.051	125.735
84151090	Air conditioning machines Of a kind designed to be fixed to a window, wall, ceiling or floor, self-contained or "split-system" other	52.047	279.003	435.243	2.245.112
84152010	Explosion-proof air fans, of a kind used in underground mining ; of a capacity not exceeding 125 kw	402	1.610	18.918	63.217
84152090	Air conditioning machines Of a kind used for persons, in motor vehicles ; otherthan of a cooling capacity not exceeding 2638 kw	278	1.351	28.212	125.277
84158112	Air conditioning machines of akind used in aircraft of a cooling capacity exceeding 2110 kW and with an air flow rate of each evaporator unit exceeding 6796 m3/min	7.900	7.900	71.600	71.600
84158119	Air conditioning machine of a kind used in aircraft other	4.876	357.464	30.971	1.428.387
84158121	Air conditioning machines of a kind used in railway rolling stock ; Of a cooling capacity not exceeding 2638 kW	—	665	—	18.734
84158131	Air conditioning machines Of a kind used in motor vehicles (other than those of subheading 841520) ; of a cooling capacity not exceeding 2638	16	16	140	140
84158196	Incorporating a refrigerating unit and a valve for reversal of the cooling/heat cycle (reversible heat pumps); Of a cooling capacity exceeding 2638 kW and with an air flow rate of each evaporator unit exceeding 6796 m3/min	—	380	—	7.058
84158197	Incorporating a refrigerating unit and a valve for reversal of the cooling/heat cycle (reversible heat pumps) ; of a cooling capacity not exceeding 2110 kw	34.877	83.558	231.356	531.238
84158198	Incorporating a refrigerating unit and a valve for reversal of the cooling/heat cycle (reversible heat pumps) ; of a cooling capacity not exceeding 2110 kw but not exceeding 2638 kw	181	1.790	1.684	15.830
84158199	Incorporating a refrigerating unit and a valve for reversal of the cooling/heat cycle (reversible heat pumps) ; otherthan of a cooling capacity not exceeding 2110 kw and but not exceeding 2638	67.440	128.304	506.030	976.335
84158211	Of a kind used in aircraft ; Of a cooling capacity exceeding 2110 kW and with an air flow rate of each evaporator unit exceeding 6796 m3/min	1.220	1.220	8.044	8.044
84158219	Of a kind used in aircraft ; otherthan Of a cooling capacity exceeding 2110 kW and with an air flow rate of each evaporator unit exceeding 6796 m3/min	990	30.792	5.064	64.301
84158229	Of a kind used in railway rolling stock otherthan Of a cooling capacity not exceeding 2638 kW	1.193	10.323	21.600	142.238
84158239	Of a kind used in motor vehicles (other than those of subheading 841520) ; otherthan of a cooling capacity not exceeding 2638	1.442	12.977	19.635	134.023
84158291	Incorporating a refrigerating unit Of a cooling capacity not exceeding 2638 kW	191.561	749.548	1.689.533	7.032.138
84158299	Other, incorporating a refrigerating unit otherthan of a cooling capacity not exceeding 2638 kw	212.565	618.271	2.535.454	7.527.793

Tabel-tabel

Lanjutan Tabel 2.5

H S	Uraian Komoditi	Berat Bersih (kg)		Nilai CIF (US\$)	
		Maret 2024	Jan–Mar 2024	Maret 2024	Jan–Mar 2024
(1)	(2)	(3)	(4)	(5)	(6)
84158311	Of a kind used in aircraft ; Of a cooling capacity exceeding 2110 kW and with an air flow rate of each evaporator unit exceeding 6796 m3/min	28.382	28.382	482.834	482.834
84158321	Of a kind used in railway rolling stock ; Of a cooling capacity not exceeding 2638 kW	–	1.100	–	9.678
84158339	Of a kind used in motor vehicles (other than those of subheading 841520) ; otherthan of a cooling capacity not exceeding 2638	39	39	448	448
84158391	Not incorporating a refrigerating unit ; other of a cooling capacity not exceeding 2638 kw	230.599	793.075	2.196.337	8.357.369
84158399	Not incorporating a refrigerating unit ; otherthan of a cooling capacity not exceeding 2638 kw	353.486	831.100	4.341.052	9.280.953
84159013	Parts Of a kind used in aircraft or railway rolling stock of machines with a cooling capacity not exceeding 2110 kw	66	96	65.556	83.058
84159014	Parts Evaporators or condensers for air conditioning machines for motor vehicles ; of machines with a cooling capacity not exceeding 2110 kw	258.768	875.383	3.230.829	10.482.271
84159015	Parts Chassis, welded and painted, other than of subheading 84159013 ; of machines with a cooling capacity not exceeding 2110 kw	119.439	337.503	535.971	1.343.168
84159019	Other parts Of machines with a cooling capacity not exceeding 2110 kW	5.309.698	15.856.958	27.593.662	80.039.849
84159024	Parts Of a kind used in aircraft or railway rolling stock ; with an air flow rate of each evaporator unit exceeding 6796 m3/min	–	11	–	1.741
84159025	Parts Of a kind used in aircraft or railway rolling stock ; otherthan with an air flow rate of each evaporator unit exceeding 6796 m3/min	1.560	5.556	14.628	54.192
84159029	Parts Of machines with a cooling capacity exceeding 2110 kW but not exceeding 2638 kW ; otherthan of a kind used in aircraft or railway rolling stock	8.219	17.599	106.370	321.846
84159035	Parts other With an air flow rate of each evaporator unit exceeding 6796 m3/min otherthan of a kind used in aircraft or railway rolling stock	64.394	224.552	1.150.023	3.907.111
84159039	Parts other Of machines with a cooling capacity exceeding 2638 kW but not exceeding 5275 kW ; otherthan of a kind used in aircraft or railway rolling stock	7.394	21.428	117.514	250.790
84159045	Parts With an air flow rate of each evaporator unit exceeding 6796 m3/min otherthan of a kind used in aircraft or railway rolling stock	14.326	83.036	342.455	2.397.273
84159046	Part Of machines with a cooling capacity exceeding 5275 kW ; of a kind used in aircraft or railway rolling stock	–	5	–	6.683
84159049	Part Of machines with a cooling capacity exceeding 5275 kW ; otherthan of a kind used in aircraft or railway rolling stock	61.745	248.743	886.959	2.733.991
84161000	Furnace burners for liquid fuel	31.172	184.574	1.308.270	2.696.384
84162000	Other furnace burners, including combination burners	7.315.942	34.177.752	15.842.931	68.878.740
84163000	Mechanical stokers, including their mechanical grates, mechanical ash dischargers and similar appliances	45.466	156.296	313.505	713.356
84169000	Part Furnace burners for liquid fuel, for pulverised solid fuel or for gas; mechanical stokers, including their mechanical grates, mechanical ash dischargers and similar appliances	357.528	1.876.193	1.204.445	3.980.655
84171000	Furnaces and ovens for the roasting, melting or other heat-treatment of ores, pyrites or of metals	280.190	1.223.692	461.544	2.212.373
84172000	Bakery ovens, including biscuit ovens	122.497	486.574	666.145	2.580.943
84178010	Parts other Waste incinerators	259.639	259.639	1.131.773	1.131.773
84178090	Parts otherthan Waste incinerators	1.292.867	9.739.603	3.385.843	31.269.872
84179000	Parts Industrial or laboratory furnaces and ovens, including incinerators, non-electric	1.848.037	3.140.725	7.344.516	16.865.100
84181031	Household type, of a capacity not exceeding 230 l ; fitted with separate external doors only	208.524	1.888.598	597.152	5.866.402
84181032	Other household type, of a capacity exceeding 230 l ; fitted with separate external doors only	835.881	7.536.101	3.170.079	30.904.560
84181039	Fitted with separate external doors only ; otherthan household type, of capacity not exceeding 230l; other household type, of a capacity exceeding 230l	208.289	670.731	729.748	2.258.847

Lanjutan Tabel 2.5

H S	Uraian Komoditi	Berat Bersih (kg)		Nilai CIF (US\$)	
		Maret 2024	Jan–Mar 2024	Maret 2024	Jan–Mar 2024
(1)	(2)	(3)	(4)	(5)	(6)
84181040	Combined refrigerator Other, of a kind suitable for medical, surgical or laboratory use	–	57	–	275
84181091	Other Display counters, show-cases and the like, incorporating refrigerating equipment, of a capacity exceeding 200 l other	415	415	8.225	8.225
84181099	Combined refrigerator ; otherthan Display counters, show-cases and the like, incorporating refrigerating equipment, of a capacity exceeding 200 l other	166	166	1.136	1.136
84182110	Compression type ; Of a capacity not exceeding 230 l	303.747	1.448.886	853.698	4.242.156
84182190	Compression type ; otherthan Of a capacity not exceeding 230 l	–	79.557	–	396.468
84182900	Refrigerators, household type ; other	–	467	–	1.479
84183010	Freezers of the chest type, not exceeding 800 l capacity ; of a capacity not exceeding 200 l	65.923	2.334.013	201.379	7.296.850
84183090	Freezers of the chest type, not exceeding 800 l capacity ; other	81.240	3.202.018	226.526	10.096.177
84184010	Freezers of the upright type, not exceeding 900 l capacity ; of a capacity not exceeding 200 l	236	273.204	621	788.951
84184090	Freezers of the upright type, not exceeding 900 l capacity ; other	3.132	35.506	33.650	241.325
84185011	Display counters, show-cases and the like, incorporating refrigerating equipment, of a capacity exceeding 200 l ; of a kind suitable for medical, surgical or laboratory use	1.471	5.784	21.123	103.499
84185019	Display counters, show-cases and the like, incorporating refrigerating equipment, of a capacity exceeding 200 l ; otherthan of a kind suitable for medical, surgical or laboratory use	485.709	6.818.058	1.843.436	25.225.894
84185091	Other furniture Of a kind suitable for medical, surgical or laboratory use	1.062	3.391	17.197	91.390
84185099	Other furniture ; otherthan Of a kind suitable for medical, surgical or laboratory use	91.276	1.162.698	336.445	3.955.152
84186100	Other refrigerating or freezing equipment ; Heat pumps other than air conditioning machines of heading 8415	9.575	37.211	92.479	463.301
84186910	Other refrigerating or freezing equipment; beverage coolers	1.998	39.027	20.509	246.255
84186930	Other refrigerating or freezing equipment; cold water dispenser	–	8.648	–	80.656
84186941	Water chillers with a refrigeration capacity exceeding 2110 kW ; for air conditioning machines	162.813	675.698	1.502.401	7.846.655
84186949	Water chillers with a refrigeration capacity exceeding 2110 kW ; otherthan for air conditioning machines	27.106	128.216	342.129	1.667.599
84186950	Other refrigerating or freezing equipment; scale ice-maker units	54.417	245.847	469.129	2.132.245
84186990	Other refrigerating or freezing equipment; otherthan beverage coolers ; cold water dispenser ; water chillers with a refrigeration capacity exceeding 2110 kw and scale ice-maker units	600.100	2.795.414	4.347.479	19.544.864
84189100	Parts of Furniture designed to receive refrigerating or freezing equipment	15.191	61.485	109.194	386.853
84189910	Parts of Evaporators or condensers	349.360	1.099.073	3.341.325	7.771.489
84189940	Parts of Aluminium roll-bonded panels of a kind used for the goods of subheading 84181031, 84181032, 84182110, 84182190 or 84182900	182.635	219.195	138.043	231.333
84189990	Parts of ; otherthan evaporators or condensers ; Aluminium roll-bonded panels of a kind used for the goods of subheading 84181031, 84181032, 84182110, 84182190 or 84182900	319.484	1.721.829	2.484.151	10.799.602
84191110	Instantaneous gas water heaters ; household type	3.818	87.380	26.335	692.567
84191190	Instantaneous gas water heaters ; otherthan household type	3.297	11.905	33.806	149.331
84191200	Instantaneous or storage water heaters, non-electric ; solar water heaters	160	35.290	955	130.420
84191910	Instantaneous or storage water heaters, non-electric ; other household type	–	81	–	1.407
84191990	Instantaneous or storage water heaters, non-electric ; otherthan household type	4.929	21.600	81.904	549.581
84192000	Medical, surgical or laboratory sterilisers	58.119	120.590	1.950.128	3.677.137
84193310	lyophilisation apparatus, freeze drying units and spray dryers ; For agricultural products; for wood, paper pulp, paper or paperboard	56.946	88.886	405.037	452.729
84193390	lyophilisation apparatus, freeze drying units and spray dryers ; otherthan For agricultural products; for wood, paper pulp, paper or paperboard	8.294	663.401	58.622	3.031.263
84193410	Evaporators ; Other, for agricultural products	47	4.678	46	14.231
84193420	Other, for agricultural products ; electrically operated	22.036	66.855	78.246	828.576

Tabel-tabel

Lanjutan Tabel 2.5

H S	Uraian Komoditi	Berat Bersih (kg)		Nilai CIF (US\$)	
		Maret 2024	Jan–Mar 2024	Maret 2024	Jan–Mar 2024
(1)	(2)	(3)	(4)	(5)	(6)
84193490	Other for agricultural products otherthan evaporators and electrically operated	113.379	232.867	353.479	491.107
84193510	Other, for wood, paper pulp, paper or paperboard ; electrically operated	2.677.575	12.389.804	20.174.319	96.804.378
84193520	Other, for wood, paper pulp, paper or paperboard ; not electrically operated	20	5.021	89	7.289
84193930	Dryers Machinery for the treatment of materials by a process involving heating, for the manufacture of printed circuit boards,	8.768	254.332	592.840	1.531.049
84193990	Other printed wiring boards or printed circuit assemblies, electrically operated	451.951	2.305.904	4.522.166	17.807.965
84194010	Distilling or rectifying plant ; electrically operated	65.933	657.182	1.082.528	6.687.982
84194020	Distilling or rectifying plant ; not electrically operated	6.398	48.287	101.224	648.448
84195010	Heat exchange units ; cooling towers	244.563	1.090.401	1.029.515	7.064.165
84195020	Heat exchange units made of tubes of fluoropolymers, with both inlet and outlet tubes having an inside diameter measuring 3 cm or less	4.315	14.635	192.802	402.026
84195091	Heat exchange units ; electrically operated	469.531	3.525.451	9.967.932	30.258.304
84195092	Heat exchange units ; not electrically operated	232.256	897.095	4.257.056	13.536.850
84196000	Machinery for liquefying air or other gases	683.519	1.679.782	8.987.867	20.819.493
84198110	Other machinery For making hot drinks or for cooking or heating food ; electrically operated	74.973	519.100	1.312.173	6.278.209
84198120	Other machinery For making hot drinks or for cooking or heating food ; not electrically operated	48.562	437.543	855.442	2.900.170
84198913	Oth Machinery for the treatment of materials by a process involving heating, for the manufacture of printed circuit boards, printed wiring boards or printed circuit assemblies ; electrically operated	14.745	922.344	185.885	2.167.744
84198919	Other machinery electrically operated	1.351.739	5.943.911	19.273.131	73.323.530
84198920	Other machinery not electrically operated	944.703	3.707.645	3.391.721	25.065.489
84199012	Parts of machinery for the treatment of materials by a process involving heating, for the manufacture of printed circuit boards, wiring boards/ circuit assemblies ; of electrically operated articles	18.650	45.224	120.701	352.815
84199013	Parts Casings for cooling towers ; of electrically operated articles	6.287	15.815	44.200	106.872
84199019	Parts other Of electrically operated articles	1.716.793	3.666.554	6.845.226	18.130.655
84199022	Parts Of instantaneous gas water heaters, household type ; of non-electrically operated articles	13.264	93.021	87.826	294.449
84199029	Parts Of non-electrically operated articles ; otherthan of instantaneos gas water heaters, household type	318.444	1.308.399	3.914.004	15.923.324
84201010	Calendering or other rolling machines ; Of a kind used solely or principally for the manufacture of printed circuit substrates or printed circuits	–	9.523	–	73.360
84201020	Calendering or other rolling machines ; Ironing machines or wringers suitable for domestic use	16	511	186	7.158
84201090	Calendering/other rolling machines ; oththan Of a kind used solely/principally for the manufacture of printed circuit substrates/printed circuits ; ironing machines/wringers suitable for domestic use	87.721	296.021	1.338.872	5.148.641
84209110	Parts of cylinders Of goods of subheading 84201010	10	1.511	3.837	79.316
84209190	Parts of cylinders; otherthan Of goods of subheading 84201010	1.322	25.593	132.293	479.045
84209910	Parts other Of goods of subheading 84201010	–	296	–	11.126
84209990	Parts otherthan ; Of goods of subheading 84201010	1.938	200.970	57.320	811.477
84211100	Centrifuges, including centrifugal dryers ; cream separators	55	2.202	777	23.624
84211200	Centrifuges, including centrifugal dryers ; clothes dryers	–	32.062	–	180.639
84211910	Centrifuges, including centrifugal dryers ; of a kind used for sugar manufacture	191	26.708	18.244	933.185
84211990	Centrifuges, including centrifugal dryers ; otherthan of a kind used for sugar manufacture	242.879	1.070.956	2.654.561	10.095.039
84212111	Machinery for filtering or purifying water and apparatus for domestic use ; of a capacity not exceeding 500 l/h	110.418	410.170	1.657.921	4.174.224
84212119	Machinery for filtering or purifying water otherthan apparatus for domestic use ; of a capacity not exceeding 500 l/h	891.013	1.623.599	8.500.207	17.602.051
84212122	Filtering machinery of a capacity exceeding 500 l/h ; electrically operated	656.392	1.954.963	6.981.264	20.195.706



Lanjutan Tabel 2.5

H S	Uraian Komoditi	Berat Bersih (kg)		Nilai CIF (US\$)	
		Maret 2024	Jan-Mar 2024	Maret 2024	Jan-Mar 2024
(1)	(2)	(3)	(4)	(5)	(6)
84212123	Filtering machinery of a capacity exceeding 500 l/h ; not electrically operated	602.492	2.183.171	5.566.396	14.014.587
84212230	Machinery For filtering or purifying beverages other than water ; electrically operated of a capacity exceeding 500 l/h	952	56.911	9.442	521.313
84212290	Machinery For filtering or purifying beverages other than water ; otherthan electrically operated of a capacity exceeding 500 l/h	5.380	20.479	297.251	681.033
84212311	Oil filter For machinery of heading 8429 or 8430 :	108.915	400.970	1.460.868	4.456.761
84212319	Machinery of heading 8429 or 8430 ; otherthan oil filter	64.149	268.135	1.715.925	5.450.830
84212321	For motor vehicles of Chapter 87 ; oil filters	125.117	534.963	1.535.423	5.745.414
84212329	For motor vehicles of Chapter 87 ; otherthan oil filters	80.161	521.478	1.086.255	6.039.839
84212391	Oil or petrol-filters for internal combustion engines ; oil filters	17.868	121.963	439.693	1.567.314
84212399	Oil or petrol-filters for internal combustion engines ; otherthan oil filters	88.799	403.017	1.137.087	4.185.371
84212910	Filtering or purifying machinery and apparatus for liquids ; of a kind suitable for medical, surgical or laboratory use	3.267	182.097	481.501	1.548.366
84212920	Filtering or purifying machinery and apparatus for liquids ; of a kind used for sugar manufacture	28	1.241	3.634	43.093
84212930	Filtering or purifying machinery and apparatus for liquids ; of a kind used in oil drilling operations	3.487	4.187	226.798	256.381
84212940	Filtering or purifying machinery and apparatus for liquids ; other petrol-filters	8.519	66.725	263.654	943.604
84212950	Filtering or purifying machinery and apparatus for liquids ; other oil filters	44.103	122.638	1.284.139	3.664.287
84212960	Filtering or purifying machinery and apparatus for liquids ; other of fluoropolymers and with filter or purifier membrane thickness not exceeding 140 microns	6.864	17.909	529.757	1.051.347
84212990	Filtering or purifying machinery and apparatus for liquids other	413.437	2.769.360	4.918.596	27.079.736
84213110	Intake air filters for internal combustion engines ; for machinery of heading 8429 or 8430	14.189	63.954	353.625	1.482.481
84213120	Intake air filters for internal combustion engines ; for motor vehicles of chapter 87	159.688	538.886	1.029.230	3.243.158
84213190	Intake air filters for internal combustion engines ; otherthan for machinery of heading 8429 or 8430 and motor vehicles of chapter 87	182.995	1.856.111	2.325.462	19.060.537
84213200	Machinery and apparatus for gases ; Catalytic converters or particulate filters, whether or not combined, for purifying or filtering exhaust gases from internal combustion engines	15.350	115.371	553.807	2.975.626
84213920	Filtering or purifying machinery and apparatus for gases ; air purifiers	110.379	5.394.032	1.729.416	29.110.227
84213930	Filtering or purifying machinery and apparatus for gases ; Other, with stainless steel housing, and with inlet and outlet tube bores with inside diameters not exceeding 13 cm	11.405	33.174	179.550	391.390
84213990	Filtering or purifying machinery and apparatus for gases ; other	2.125.512	8.233.309	15.397.724	41.090.010
84219110	Part Of centrifuges, including centrifugal dryers ; of goods of subheading 84211200	812.923	813.428	4.809.672	4.844.186
84219120	Part Of centrifuges, including centrifugal dryers ; of goods of subheading 84211910	395	165.548	45.452	273.807
84219190	Part Of centrifuges, including centrifugal dryers ; of goods of subheading 84211100 or 84211990	22.533	143.824	756.938	2.543.486
84219921	Part other Filtering cartridges for filters of subheading 842123 ; for subheading 84212311 or 84212321	54.585	199.099	613.371	2.522.964
84219929	Part other Filtering cartridges for filters of subheading 842123 ; otherthan subheading 84212311 or 84212321	113.470	390.358	1.449.096	4.337.508
84219930	Part other ; Of goods of subheading 842131	58.134	106.906	534.319	1.260.227
84219940	Part other ; Of goods of subheading 84212950	27.256	79.679	679.571	2.122.902
84219950	Part other ; Of goods of subheading 84212960	949	3.391	43.566	155.048
84219960	Part other ; Of goods of subheading 84213930	1.840	2.462	11.988	25.186
84219970	Part other ; Of goods of subheading 84213990	209.029	278.148	558.375	1.135.089
84219991	Part other ; Of goods of subheading 84212920	762	9.809	16.488	157.161
84219994	Part other ; Of goods of subheading 84212111	30.119	160.470	265.004	1.195.467
84219996	Part other ; Of goods of subheading 84212311 or 84212391	799	2.997	35.634	142.660
84219997	Part other ; Of goods of subheading 84212319 or 84212399	4.822	13.472	90.486	218.692

Lanjutan Tabel 2.5

H S	Uraian Komoditi	Berat Bersih (kg)		Nilai CIF (US\$)	
		Maret 2024	Jan–Mar 2024	Maret 2024	Jan–Mar 2024
(1)	(2)	(3)	(4)	(5)	(6)
84219999	Part other ; otherthan of goods of subheading 84212920 ; 84212111 ; 84212311 or 84212391 ; and 84212319 or 84212399	3.082.580	14.871.557	24.433.779	131.046.741
84221100	Dish washing machines ; of the household type	31.771	51.945	184.843	351.203
84221900	Dish washing machines ; otherthan of the household type	21.452	72.533	328.905	1.823.598
84222000	Machinery for cleaning or drying bottles or other containers	19.049	118.155	515.591	1.877.852
84223000	Machinery for filling, closing, sealing/labelling bottles, cans, boxes, bags or other containers; machinery for capsuling bottles, jars, tubes & similar containers; machinery for aerating beverages	687.009	3.153.488	10.463.816	38.297.401
84224000	Other packing or wrapping machinery (including heat-shrink wrapping machinery)	683.176	2.230.032	16.326.598	62.676.041
84229010	Part Dish washing machines of subheading 842211	1.646	4.982	19.299	84.217
84229090	Part Dish washing machines ; otherthan of subheading 842211	102.823	447.786	9.335.500	21.425.598
84231010	Personal weighing machines, including baby scales; household scales ; electrically operated	122.738	693.103	313.073	1.713.897
84231020	Personal weighing machines, including baby scales; household scales ; not electrically operated	33.076	102.802	92.809	266.139
84232010	weighing machines Scales for continuous weighing of goods on conveyors ; using electronic means for gauging weight	4.671	28.047	267.885	847.779
84232090	weighing machines Scales for continuous weighing of goods on conveyors ; otherthan using electronic means for gauging weight	1.103	32.298	66.479	640.676
84233010	Constant weight scales and scales for discharging a predetermined weight of material into a bag or container, including hopper scales ; using electronic means for gaging weight	62.163	347.080	485.087	1.701.636
84233090	Constant weight scales and scales for discharging a predetermined weight of material into a bag or container, including hopper scales ; otherthan using electronic means for gaging weight	24.958	203.382	449.328	1.655.044
84238110	Other weighing machinery ; Having a maximum weighing capacity not exceeding 30 kg ; using electronic means for gauging weight	26.797	148.317	261.193	800.407
84238190	Other weighing machinery ; Having a maximum weighing capacity not exceeding 30 kg ; otherthan using electronic means for gauging weight	67.492	211.535	179.653	554.115
84238231	Other weight machinery ; having a maximum weighing capacity not exceeding 1000 kg ; For weighing motor vehicles, using electronic means for gauging weight	–	9.770	–	31.200
84238232	Other weight machinery ; having a maximum weighing capacity not exceeding 1000 kg ; other using electronic means for gauging weight	33.584	217.573	116.772	689.304
84238239	Oth weight machinery ; having a maximum weighing capacity not exceeding 1000 kg ; other	69.216	307.986	282.184	830.617
84238241	Other weight machinery ; having a maximum weighing capacity exceeding 1000 kg ; For weighing motor vehicles, using electronic means for gauging weight	–	13.507	–	28.575
84238242	Other weight machinery ; having a maximum weighing capacity exceeding 1000 kg ; other using electronic means for gauging weight	528	8.282	16.975	45.167
84238249	Oth weight machinery ; having a maximum weighing capacity exceeding 1000 kg other	10.141	49.913	25.445	114.711
84238910	Other weight machinery ; Using electronic means for gauging weight	66.963	290.746	157.681	664.098
84238990	Other weight machinery ; otherthan Using electronic means for gauging weight	64.704	137.847	125.231	346.802
84239010	Weighing machine weights of all kinds	1.327	90.350	64.029	697.260
84239030	weighing machinery ; of part using electronic means for gauging weight, excluding of machines for weighing motor vehicles	59.671	143.674	374.448	798.942
84239040	Other weighing machinery of part	149.491	710.801	2.349.970	13.974.223
84241010	Mechanical appliances ; Fire extinguishers of a kind suitable for aircraft use whether or not charged	–	5	–	4.428
84241090	Mechanical appliances ; Fire extinguishers otherthan of a kind suitable for aircraft use, whether or not charged	136.531	343.915	425.553	961.331
84242011	Mechanical appliances ; spray guns and similar appliances ; agricultural or horticultural with electrically operated	6.989	20.034	67.755	159.721
84242019	Mechanical appliances ; spray guns and similar appliances ; otherthan agricultural or horticultural with electrically operated	146.686	723.806	1.623.560	3.705.302
84242021	Mechanical appliances ; spray guns and similar appliances ; agricultural or horticultural with not electrically operated	38	4.619	2.257	134.372

Lanjutan Tabel 2.5

H S	Uraian Komoditi	Berat Bersih (kg)		Nilai CIF (US\$)	
		Maret 2024	Jan–Mar 2024	Maret 2024	Jan–Mar 2024
(1)	(2)	(3)	(4)	(5)	(6)
84242029	Mechanical appliances ; spray guns and similar appliances ; otherthan agricultural or horticultural with not electrically operated	93.418	448.734	577.171	1.958.798
84243000	Mechanical appliances ; Steam or sand blasting machines and similar jet projecting machines	204.512	733.852	1.249.758	4.151.543
84244110	Agricultural or horticultural ; portable sprayers ; Hand-operated insecticide sprayers	18.654	106.344	37.654	416.262
84244120	Agricultural or horticultural ; portable sprayers ; other not electrycally operated	2.286	13.134	16.704	56.857
84244190	Agricultural or horticultural ; portable sprayers ; otherthan ; Hand-operated insecticide sprayers and other not electrycally operated	27.741	134.469	86.303	425.390
84244910	Machines Agricultural or horticultural sprayers ; electrically operated	119.091	437.259	513.058	1.777.308
84244920	Machines Agricultural or horticultural sprayers ; not electrically operated	67.710	265.032	278.711	1.125.680
84248210	Mechanical Other appliances ; agricultural or hortikultural ; drip irrigation systems	41.688	77.014	552.556	954.835
84248220	Mechanical Other appliances ; agricultural or hortikultural ; other electrically operated	302	32.887	1.724	136.560
84248230	Mechanical Other appliances ; agricultural or hortikultural ; other not electrically operated	5.530	28.874	81.912	223.288
84248910	Mechanical other appliances ; Hand-operated household sprayers of a capacity not exceeding 3 l	63.675	180.323	295.442	743.994
84248920	Mechanical other appliances ; Spray heads with dip tubes	50.192	209.474	216.321	1.040.485
84248940	Mechanical other appliances ; Other, of a kind used solely or principally for the manufacture of printed circuit boards or printed wiring boards substrates or their components	17.959	33.201	206.771	485.269
84248950	Mechanical other appliances ; Other, electrically operated	471.606	1.113.147	2.578.189	12.704.835
84248990	Mechanical other appliances ; Other not electrically operated	165.629	963.524	1.178.227	5.732.114
84249010	Part Of fire extinguishers	653.942	1.116.164	6.059.481	9.073.933
84249021	Part electrically operated ; Of goods of subheading 84242011	1.636	8.115	10.458	32.532
84249023	Part electrically operated ; otherthan Of goods of subheading 84242011	290.818	671.703	1.480.763	3.636.026
84249024	Part not electrically operated ; Of goods of subheading 84242021	72	141	11.763	21.520
84249029	Part not electrically operated ; otherthan Of goods of subheading 84242021	17.619	94.065	175.175	5.011.597
84249030	Part ; Of steam or sand blasting machines and similar jet projecting machines	12.689	95.581	128.272	694.571
84249093	Part of other appliances ; Of goods of subheading 84248210	7.938	35.447	107.487	466.439
84249094	Part of other appliances ; Of goods of subheading 84244110, 84244120, 84244920 or 84248230	97.492	297.935	264.513	925.762
84249095	Part of other appliances ; Of goods of subheading 84244190, 84244910 or 84248220	165.621	448.874	546.486	1.418.392
84249096	Part of other appliances ; Of goods of subheading 84248940	1.861	2.421	148.042	193.956
84249099	Part of other appliances ; otherthan Of goods of subheading 84248210 ; 84244110, 84244120, 84244920, or 84248230 ; 84244190, 84244910, or 84248220 ; 84248940	582.621	1.369.151	1.987.299	6.425.094
84251100	Pulley tackle and hoists other than skip hoists ; powered by electric motor	2.472.673	3.366.100	3.330.287	7.492.687
84251900	Pulley tackle and hoists other than skip hoists ; and otherthan powered by electric motor	209.284	1.068.337	787.094	3.512.403
84253100	Winches ; capstans ; Powered by electric motor	59.163	291.469	311.757	1.287.088
84253900	Winches ; capstans ; otherthan Powered by electric motor	54.677	2.022.573	1.732.628	12.187.167
84254100	Jacks ; hoists of a kind used for raising vehicles ; built-in jacking systems of type used in garages	18.065	49.768	51.200	238.469
84254210	Other Jacks and hoists ; hydraulic of a kind used in tipping mechanisms for lorries	121.785	944.591	176.007	1.506.177
84254290	Other Jacks and hoists ; hydraulic otherthan of a kind used in tipping mechanisms for lorries	484.911	2.120.960	1.412.520	5.365.933
84254910	Jacks ; hoists of a kind used for raising vehicles ; electrically operated	47.432	134.794	120.109	603.664
84254920	Jacks ; hoists of a kind used for raising vehicles ; not electrically operated	25.386	102.836	103.626	604.088
84261100	Ships' derricks ; Overhead travelling cranes on fixed support	1.396.042	3.159.659	5.137.341	9.762.188
84261200	Ships' derricks ; Mobile lifting frames on tyres and straddle carriers	22.607	28.897	103.433	152.386

Tabel-tabel

Lanjutan Tabel 2.5

H S	Uraian Komoditi	Berat Bersih (kg)		Nilai CIF (US\$)	
		Maret 2024	Jan-Mar 2024	Maret 2024	Jan-Mar 2024
(1)	(2)	(3)	(4)	(5)	(6)
84261920	Ships' derricks ; Bridge cranes	—	1.584.281	—	7.200.488
84261930	Ships' derricks ; Gantry cranes	49.081	1.223.658	138.473	1.412.448
84261990	Ship's derricks ; otherthan ; bridge cranes and gantry cranes	459.614	5.388.124	3.726.223	9.720.174
84262000	Tower cranes	218.439	1.100.011	1.919.412	3.237.883
84263000	Portal or pedestal jib cranes	4.272.256	7.666.894	12.313.974	23.324.200
84264100	Ships' derrikcks ; Portal or pedestal jib cranes ; on tyres	389.391	2.951.563	1.521.851	11.550.110
84264900	Ships' derrikcks ; Portal or pedestal jib cranes ; Otherthan ; on tyres	3.492.806	9.541.672	8.722.592	25.821.666
84269100	Other machinery ; Designed for mounting on road vehicles	169.174	1.148.341	1.224.615	4.036.503
84269900	Other machinery ; otherthan ; Designed for mounting on road vehicles	299.172	1.411.862	864.343	11.504.879
84271000	Fork- lift trucks ; Self-propelled trucks powered by an electric motor	910.859	4.446.104	4.128.636	19.891.482
84272000	Fork- lift trucks ; other self-propelled trucks	2.098.582	7.424.921	7.142.053	27.508.208
84279000	Other fork- lift trucks	1.002.883	2.832.037	3.820.912	11.701.355
84281031	Lifts ; For passengers	1.932.323	6.612.710	7.096.074	22.455.844
84281039	Lifts ; otherthan For passengers	83.145	206.052	683.118	1.624.968
84281040	Skip hoists	25.861	157.349	68.871	306.476
84282010	Pneumatic elevators and conveyors ; of a kind used for agriculture	2.398	2.677	4.508	6.192
84282090	Pneumatic elevators and conveyors ; otherthan of a kind used for agriculture	45.708	1.946.915	1.204.264	16.304.470
84283100	Other continuous-action elevators and conveyors, for goods or materials ; specially designed for underground use	—	3	—	392
84283210	Other continuous-action elevators and conveyors, for goods or materials ; other bucket type ; of a kind used for agriculture	14.832	49.491	24.775	77.640
84283290	Other continuous-action elevators and conveyors, for goods or materials ; other bucket type ; otherthan ; of a kind used for agriculture	21.769	336.888	107.560	1.640.028
84283310	Other continuous-action elevators and conveyors, for goods or materials ; other belt type ; of akind used for agriculture	18.138	644.181	32.514	1.910.222
84283390	Other continuous-action elevators and conveyors, for goods or materials ; other belt type ; otherthan of akind used for agriculture	3.762.255	8.400.379	26.023.802	42.575.713
84283910	Other continuous-action elevators and conveyors, for goods or materials ; of a kind used for agriculture	36.267	54.513	155.614	253.298
84283990	Other continuous-action elevators and conveyors, for goods or materials ; otherthan of a kind used for agriculture	1.397.828	5.962.951	6.068.145	34.151.579
84284000	Escalators and moving walkways	390.736	1.203.259	1.204.522	3.439.282
84286000	Teleferics, chair-lifts, ski-draglines; traction mechanisms for funiculars	51	1.091	1.836	37.613
84287000	Industrial robots	5.761	23.566	257.116	1.059.740
84289020	Other machinery ; Automated machines for the transport, handling and storage of printed circuit boards, printed wiring boards or printed circuit assemblies	113.150	197.762	1.794.142	2.782.122
84289030	Other machinery ; Mine wagon pushers, locomotive or wagon traversers, wagon tippers and similar railway wagon handling equipment	—	31.422	—	129.938
84289090	Other machinery ; otherthan	3.537.436	9.464.789	20.652.193	57.406.396
84291100	Bulldozers and angledozers ; track laying	2.976.321	7.910.727	21.266.065	64.151.145
84291900	Bulldozers and angledozers ; otherthan track laying	45.712	268.801	22.808	652.057
84292000	Graders and levellers	1.448.602	4.023.288	9.870.189	30.731.333
84293000	Scrapers	190	17.883	3.496	47.276
84294030	Tamping machines	65.590	821.921	64.050	2.259.112
84294040	Machinery road roller ; Vibratory smooth drum rollers, with a centrifugal force drum not exceeding 20 t by weight	159.739	902.798	711.746	4.240.492
84294050	Tamping machines ; Other vibratory road rollers	165.947	482.235	860.094	2.449.934
84294090	Other Tamping machines and road rollers	533.918	1.654.997	1.263.095	4.386.959
84295100	Mechanical shovels, excavators ; front- end shovel loaders	3.388.726	10.788.423	12.776.657	36.697.952
84295200	Mechanical shovels ; excavators ; Machinery with a 360o revolving superstructure	19.792.073	60.863.033	75.680.706	230.283.291
84295900	Mechanical shovels ; excavators ; otherthan ; front-end shovel loaders ; and Machinery with a 360o revolving superstructure	309.064	1.294.489	984.537	4.752.420
84301000	Pile-drivers and pile-extractors	616.228	1.870.736	1.758.713	3.830.263
84302000	Snow-ploughs and snow-blowers	85	85	57	57
84303100	Coal or rock cutters and tunnelling machinery ; self-propelled	16.916	190.532	44.509	3.967.007

Lanjutan Tabel 2.5

H S	Uraian Komoditi	Berat Bersih (kg)		Nilai CIF (US\$)	
		Maret 2024	Jan-Mar 2024	Maret 2024	Jan-Mar 2024
(1)	(2)	(3)	(4)	(5)	(6)
84303900	Coal or rock cutters and tunnelling machinery ; otherthan self-propelled	103.211	220.590	786.883	2.770.163
84304100	Other boring or sinking machinery ; self-propelled	1.220.684	5.264.468	6.139.361	29.388.581
84304910	Other boring or sinking machinery ; Wellhead platforms with integrated production modules suitable for use in drilling operations	28.442	61.979	338.417	672.687
84304990	Other boring or sinking machinery ; otherthan ; Wellhead platforms with integrated production modules suitable for use in drilling operations	2.688	48.952	255.832	721.657
84305000	Other machinery ; self-propelled	10.453	389.599	133.220	1.811.609
84306100	Other machinery, not self-propelled ; tamping or compacting machinery	14.945	110.764	38.039	414.560
84306900	Other machinery, not self-propelled ; otherthan ; tamping or compacting machinery	172.654	778.360	3.008.179	6.109.824
84311013	Machinery of heading 8425 ; of goods subheading 84251100 ; 84253100 ; or 84254910	8.337	23.621	261.263	462.242
84311019	Machinery of heading 8425 ; of electrically operated of goods subheading 84251100 ; 84253100 ; or 84254910	51.675	234.290	688.844	1.753.122
84311022	Machinery of heading 8425 ; of good subheading 84251900; 84253900; 84254100; 84254210; 84254290; of non electrically operated	511.992	546.044	101.794	518.141
84311029	Machinery of heading 8425 ; otherthan of good subheading 84251900; 84253900; 84254100; 84254210; 84254290; of non electrically operated	69.359	281.344	390.333	1.173.668
84312010	Machinery of heading 8427; subheading 842710 or 842720	64.704	282.026	404.160	1.452.774
84312090	Machinery of heading 8427; otherthan subheading 842710 or 842720	112.627	333.588	963.678	2.853.758
84313110	Of goods subheading 84281039 or 84281040 of lifts; skip hoists or escalators	30.195	178.656	463.002	1.644.275
84313120	Of goods subheading 84281031 or 84284000 of lifts; skip hoists or escalators	202.466	1.386.754	1.443.955	5.721.209
84313910	Machinery of heading 8428 ; of good subheading 84282010; 84283310; 84283910	8.875	101.721	220.743	866.485
84313940	Machinery of heading 8428; of automated machines for the transport, handling and storage of printed circuit boards, printed wiring boards or printed circuit assemblies	26.494	77.548	147.877	634.276
84313950	Machinery of heading 8428; other of goods subheading 842890	6.861	92.002	380.324	3.794.127
84313990	Machinery of heading 8428 other	3.341.448	9.562.219	10.482.294	41.989.613
84314110	Machinery of heading 8426; 8429 or 8430; for machinery of heading 8426	108.422	281.764	836.371	1.547.530
84314190	Machinery of heading 8426; 8429 or 8430 ; bucket; shovels; grabs; and grips; otherthan for machinery of heading 8426	505.592	1.294.658	3.303.181	10.010.839
84314200	Machinery of heading 8426; 8429 or 8430 ; bulldozer or angledozer blades	182.028	620.554	831.140	2.439.608
84314300	Machinery of heading 8426; 8429 or 8430 ; part for boring or sinking machinery of subheading 843041 or 843049	1.331.680	4.063.672	19.181.062	52.918.062
84314910	Machinery of heading 8426; 8429 or 8430 ; parts of machinery of heading 8426	235.203	2.494.950	4.176.926	8.136.249
84314920	Machinery of heading 8426 ; 8429; or 8430; Cutting edges or end bits of a kind used for scrapers, graders or levellers	94.243	267.582	1.060.644	2.663.046
84314940	Machinery of heading 8426; 8429; or 8430 ; Cutting edges or end bits of a kind used for bulldozer or angledozer blades	515.200	1.596.072	874.892	2.610.229
84314950	Parts of road rollers	116.044	442.605	450.832	2.049.464
84314960	Oth parts of machinery of snow-ploughs and snow-blowers	277.929	294.878	2.432.148	2.483.011
84314990	Oth parts suitable use of oth moving, grading, levelling,scraping, excavating, tamping, compacting	9.669.288	38.599.588	44.802.915	152.431.588
84321000	Ploughs Machinery	9.956	162.183	47.674	741.219
84322100	Disc harrows Machinery	14.749	44.847	61.853	196.110
84322900	Harrows, Scarifiers, cultivators, weeders and hoes, other than disc harrows machine	143.742	830.298	490.975	2.583.842
84323100	No-till direct seeders, planters and transplanters	2.673	84.642	10.624	294.681
84323900	Indirect seeders, planters and transplanters	14.669	42.062	38.313	155.464
84324100	Manure spreaders machinery	9.652	25.145	118.692	356.238

Tabel-tabel

Lanjutan Tabel 2.5

H S	Uraian Komoditi	Berat Bersih (kg)		Nilai CIF (US\$)	
		Maret 2024	Jan–Mar 2024	Maret 2024	Jan–Mar 2024
(1)	(2)	(3)	(4)	(5)	(6)
84324200	Fertiliser distributors machinery	9.700	14.239	183.911	267.515
84328010	Other Agricutrual or horticultural machinery for soil preparation or cultivation	6.802	28.495	134.937	447.457
84328020	Lawn or sports-ground rollers	1.567	35.631	21.348	106.587
84328090	Other than other agricultural machine for soil preparation or cultivation, other horticultural machine for soil preparation or cultivation, lawn rollers, and sports-ground rollers.	21.533	78.350	220.757	667.467
84329010	Parts of other than other agricultural machine for soil preparation or cultivation, other horticultural machine for soil preparation or cultivation.	5.235	35.685	68.436	268.154
84329020	Parts of lawn or sports-ground rollers	26	73	1.134	2.895
84329090	Other parts of other than other agricultural machine for soil preparation or cultivation, other horticultural machine for soil preparation or cultivation, lawn rollers, and sports-ground rollers.	98.529	261.863	552.010	1.744.905
84331100	Mowers for lawns, parks or sports-grounds, powered with the cutting device rotating in a horizontal plane.	275.735	1.053.243	1.904.397	6.341.867
84331910	Mowers for lawns, parks or sports-grounds, not powered with the cutting device rotating in a horizontal plane.	2.499	5.164	146.880	275.543
84331990	Mowers for lawns, parks or sports-grounds, not powered without the cutting device rotating in a horizontal plane.	34.797	129.286	262.080	861.434
84332000	Other mowers, including cutter bars for tractor mounting	2.876	15.084	29.029	218.557
84333000	Other haymaking machinery	79.435	124.788	148.986	241.700
84334000	Straw or fodder balers, including pick-up balers	701	8.756	4.038	63.229
84335100	Combine harvester-threshers machinery	651.493	3.247.855	3.419.276	15.342.703
84335200	Other threshing machinery	942	34.507	1.781	44.525
84335990	Oth harvesting machinery	45.003	47.603	908.029	916.201
84336010	Machines for cleaning, sorting or grading eggs, fruit or other agricultural produce, electrically operated	4.007	11.403	159.680	411.742
84339010	Castors wheels, of a diameter (including tyres) exceeding 100 mm but not exceeding 250 mm, provided that the width of any wheel or tyre fitted thereto exceeds 30 mm	3.031	56.016	127.211	277.873
84339020	Parts of powered mowers for lawn, parks/sport-grounds	10.743	98.293	49.726	211.831
84339030	Parts of not powered mowers for lawn, parks/sport-grounds	9	27	12	90
84339090	Parts of oth harvesting/threshing machinery	170.177	843.468	573.859	3.009.938
84341000	Milking machines	76	4.519	168	10.849
84342000	Dairy machinery	17.048	142.889	702.664	4.649.596
84349000	Parts of Milking machines and dairy machinery	1.420	6.507	158.876	654.130
84351010	Electrically operated machines for pressing, crushing and manufacturing of wine, cider, fruit juices or similar beverages.	6.165	220.957	37.091	1.050.783
84351020	Non-electrically operated machines for pressing, crushing and manufacturing of wine, cider, fruit juices or similar beverages.	18	46.224	34	119.800
84359010	Parts of electrically operated machines for pressing, crushing and manufacturing of wine, cider, fruit juices or similar beverages.	257	2.394	1.698	23.151
84359020	Parts of non-electrically operated machines for pressing, crushing and manufacturing of wine, cider, fruit juices or similar beverages.	697	3.266	9.050	24.918
84361010	Electrically operated machines for preparing of animal feeding stuffs	234.385	685.715	2.714.089	5.645.317
84361020	Non-electrically operated machines for preparing of animal feeding stuffs	659	249.951	1.244	696.572
84362110	Electrically operated machines for incubating and brooding of poultry	8.497	30.423	53.287	176.969
84362120	Non-electrically operated machines for incubating and brooding of poultry	2	2	95	95
84362910	Electrically operated machines for keeping of poultry	277.663	1.695.773	1.018.265	4.551.166
84362920	Non-electrically operated machines for keeping of poultry	42.273	213.945	569.659	1.007.225
84368011	Other electrically operated machines for agricultural or horticultural	346	12.699	42.707	452.873
84368019	Other electrically operated machines for forestry	14.440	42.012	665.752	1.710.136
84368021	Other non-electrically operated machines for agricultural or horticultural	8.540	9.763	130.366	137.531
84368029	Other non-electrically operated machines for forestry	20.087	52.225	345.752	764.569
84369100	Parts of poultry-keeping machinery or poultry incubators and brooders	95.676	467.568	333.417	1.409.621

Lanjutan Tabel 2.5

H S	Uraian Komoditi	Berat Bersih (kg)		Nilai CIF (US\$)	
		Maret 2024	Jan–Mar 2024	Maret 2024	Jan–Mar 2024
(1)	(2)	(3)	(4)	(5)	(6)
84369911	Parts of other electrically operated machines and equipment for agricultural or horticultural	27	10.472	1.093	54.889
84369919	Parts of oth forestry, poultry-keep/bee-keep machinery electrically operated & equipments	69.600	203.978	634.329	1.985.760
84369921	Parts of oth agricultural/holticultural mach.non-electrically operated & equipments	–	31.748	–	143.642
84369929	Parts of oth forestry, poultry-keep/bee-keep machinery non-electrically operated & equipments	10.822	51.842	126.271	588.891
84371010	Electrically operated machine for cleaning, winnowing, sorting or grading of grains or dried leguminous vegetable, other than farm-type machinery	22.528	159.798	254.022	1.796.182
84371020	Non-electrically operated machine for cleaning, winnowing, sorting or grading of grains or dried leguminous vegetable, other than farm-type machinery	40	519	545	4.308
84371030	Electrically operated machine for cleaning, winnowing, sorting or grading of seed, other than farm-type machinery	22.433	175.679	74.266	519.248
84371040	Non-electrically operated machine for cleaning, winnowing, sorting or grading of seed, other than farm-type machinery	3.980	3.999	35.849	39.259
84378010	Electrically operated machine for hulling of rice and milling of cone type rice, other than farm-type machinery	570	85.801	2.400	219.809
84378020	Non-electrically operated machine for hulling of rice and milling of cone type rice, other than farm-type machinery	17.699	77.365	35.631	173.290
84378030	Electrically operated machine for milling of industrial type coffe and rice, other than farm-type machinery	10.859	20.644	115.674	177.220
84378040	Non-electrically operated machine for milling of industrial type coffe and rice, other than farm-type machinery	749	9.981	1.072	19.221
84378051	Electrically operated machine for polishing of rice, sifting and sieving, cleaning of bran, and husking, other than farm-type machinery	9.450	93.564	26.695	455.856
84378059	Other machine used in the milling indust or working of cerals, electrically operated	1.010.888	2.242.968	3.721.506	8.358.314
84378061	Non-electrically operated machine for polishing of rice, sifting and sieving, cleaning of bran, and husking, other than farm-type machinery	–	28.057	–	90.950
84378069	Other machine used in the milling indust or working of cerals, not electrically operated	49.772	199.957	147.792	502.990
84379011	Parts of electrically operated machine for cleaning, winnowing, sorting or grading of seed, grains or dried leguminous vegetable, other than farm-type machinery	67.740	119.254	202.061	490.965
84379019	Parts of elect operated machines for used in the milling industry/for the working of cereals/dried vegetables	94.433	320.165	208.321	752.325
84379021	Parts of non-electrically operated machine for cleaning, winnowing, sorting or grading of seed, grains or dried leguminous vegetable, other than farm-type machinery	5	40	592	634
84379029	Parts of non elect operated machinesfor used in the milling industry/for the working of cereals/dried vegetables	95.844	404.993	222.123	826.240
84381000	Bakery machinery and machinery for the manufacture of macaroni, spaghetti or similar products	624.345	2.390.079	5.933.666	27.514.005
84382010	Electrically operated machine for manufacturing of confectionery, cocoa or chocolate	162.110	336.117	5.756.218	11.687.545
84382020	Non-electrically operated machine for manufacturing of confectionery, cocoa or chocolate	569	2.546	12.507	131.303
84383010	Electrically operated machine for manufacturing of sugar	867	39.664	95.089	454.466
84383020	Non-electrically operated machine for manufacturing of sugar	2	86	5	68
84384000	Brewery machinery	3.026	9.125	12.989	78.775
84385000	Machinery for the preparation of meat or poultry	44.092	291.099	1.895.533	5.323.233
84386000	Machinery for the preparation of fruits, nuts or vegetables	84.755	240.609	179.868	979.939
84388011	Electrically operated machine for pulpering of coffee	5.279	88.041	162.815	2.373.600
84388012	Non-electrically operated machine for pulpering of coffee	583	5.203	836	7.934
84388021	Electrically operated machine for the preparation of fish, crustaceans or molluscs	16.205	67.609	283.245	867.344
84388022	Non-electrically operated machine for the preparation of fish, crustaceans or molluscs	8.131	13.347	15.132	25.481

Tabel-tabel

Lanjutan Tabel 2.5

H S	Uraian Komoditi	Berat Bersih (kg)		Nilai CIF (US\$)	
		Maret 2024	Jan–Mar 2024	Maret 2024	Jan–Mar 2024
(1)	(2)	(3)	(4)	(5)	(6)
84388091	Other machine for the industrial preparation/manufacture,electrically operated	164.554	649.940	1.022.284	5.185.443
84388092	Other machine for the industrial preparation/manufacture,not electrically operated	40.495	147.376	125.847	339.014
84389011	Parts of electrically operated machine for manufacturing of sugar	27.746	282.347	228.216	937.807
84389012	Parts of electrically operated machine for pulping of coffee	23	484	19	4.271
84389019	Parts of goods of oth elect machinesfor industrial preparationor manufacture of food/drink, oth than sugar &coffee pulper	67.235	288.469	1.650.223	5.142.766
84389021	Parts of non-electrically operated machine for manufacturing of sugar	74.820	193.836	215.243	504.268
84389029	Parts of goods of oth non elect machinesfor industrialprep/manufact of food/drink, oth than sugar &coffee pulper	16.632	154.106	469.862	2.170.532
84391000	Machinery for making pulp of fibrous cellulosic material	249.103	2.184.344	17.692.123	99.004.332
84392000	Machinery for making paper or paperboard	1.835.381	10.493.512	23.364.245	87.631.240
84393000	Machinery for finishing paper or paperboard	50.312	262.484	218.515	1.574.126
84399100	Parts of machinery for making pulp of fibrous cellulosic material	14.519	174.136	651.855	3.253.200
84399900	Parts of machinery for making or finishing paper or paperboard	174.756	932.342	3.641.788	15.246.875
84401010	Electrically operated machine for binding book	11.125	38.551	88.871	223.182
84401020	Non-electrically operated machine for binding book	–	9.848	–	33.798
84409000	Parts of book-binding machinery and parts of book-sewing machines	341	1.373	100.083	147.140
84411010	Electrically operated machine for cutting	138.356	758.702	1.305.909	6.329.549
84411020	Non-electrically operated machine for cutting	21.111	136.290	43.162	435.264
84412000	Machines for making bags, sacks or envelopes	8.401	100.664	87.939	737.345
84413000	Machines for making cartons, boxes, cases, tubes, drums or similar containers, other than by moulding	187.351	852.351	2.244.110	6.695.607
84414000	Machines for moulding articles in paper pulp, paper or paperboard	94.897	325.357	458.316	6.049.140
84418010	Oth machinery for making up paper pulp,paper/paperboardelectrically operated	268.813	976.206	3.608.733	8.014.550
84418020	Oth machinery for making up paper pulp,paper/paperboardnot electrically operated	317	21.481	1.715	91.689
84419000	Parts of other machinery for making up paper pulp, paper or paperboard, including parts of cutting machines of all kinds	80.446	347.254	2.510.923	7.773.337
84423000	Machinery, apparatus and equipment for preparing or making plate	15.844	100.268	1.313.765	2.069.994
84424000	Parts of machinery, apparatus and equipment for preparing or making plate	2.013	4.997	220.979	523.456
84425000	Plates, cylinders and other printing components; plates, cylinders and lithographic stones, prepared for printing purposes (for example, planed, grained or polished)	90.253	183.502	489.441	3.037.526
84431100	Offset printing machinery, reel-fed	63.829	127.340	1.389.591	1.606.128
84431200	Offset printing machinery, sheet-fed, office type (using sheets with one side not exceeding 22 cm and the other side not exceeding 36 cm in the unfolded state)	15	598	404	10.840
84431300	Offset printing machinery, sheet-fed, office type (using sheets with one side exceeding 22 cm and the other side exceeding 36 cm in the unfolded state)	190.260	552.968	977.402	5.413.111
84431400	Letterpress printing machinery, reel-fed, excluding flexographic printing	4.520	58.043	21.738	741.287
84431500	Letterpress printing machinery, other than reel-fed, excluding flexographic printing	805	37.879	12.257	319.077
84431600	Flexographic printing machinery	73.344	154.792	870.432	2.092.876
84431700	Gravure printing machinery	160.303	611.244	1.730.767	5.713.597
84431900	Printing machinery; used for printing by means of plates, cylinders and other printing components of heading 84.42, n.e.c. in item no. 8443.1	122.688	715.570	1.573.214	6.262.536
84433111	Colour Printer-copiers, printing by the ink-jet process	638	196.325	28.490	1.953.160
84433119	Non-colour Printer-copiers, printing by the ink-jet process	14.160	38.750	360.674	634.063
84433121	Colour Printer-copiers, printing by the laser process	–	4.206	–	131.489
84433129	Non-colour Printer-copiers, printing by the laser process	6.120	14.078	29.434	79.412
84433139	Combination of non-colour printer-copier-facsimile machines	56	784	10.980	36.472
84433191	Combination printer-copier-scanner-facsimile machines	59.958	180.544	1.540.835	3.866.357



Lanjutan Tabel 2.5

H S	Uraian Komoditi	Berat Bersih (kg)		Nilai CIF (US\$)	
		Maret 2024	Jan–Mar 2024	Maret 2024	Jan–Mar 2024
(1)	(2)	(3)	(4)	(5)	(6)
84433199	Oth machines which perform >= 2 function of printing, copying/facs, capable of connect to an auto data process/network	380.744	960.299	9.282.164	15.555.561
84433211	Colour dot matrix printers	16	169	1.210	17.600
84433219	Non-colour dot matrix printers	28.815	184.612	877.295	3.899.104
84433221	Colour ink-jet printers	108.671	653.181	2.560.421	8.685.778
84433229	Non-colour ink-jet printers	49.380	220.179	836.001	2.957.550
84433231	Colour laser printers	2.597	19.186	45.497	352.578
84433239	Non-colour laser printers	4.968	87.758	268.011	1.147.938
84433250	Screen printing machinery for the manufacture of printed circuit boards or printed wiring boards	221	12.014	24.366	214.035
84433260	Plotters	–	43.991	–	434.285
84433290	Oth printers, copying machines & facsimile, not combined; capable to connect to network	7.420	93.557	246.130	1.166.257
84433910	Electrostatic photocopying apparatus, operating by reproducing the original image directly onto the copy (direct process)	65	6.710	5.325	32.030
84433930	Other photocopying apparatus incorporating an optical system	1	128	373	11.417
84433940	Ink-jet printer, not capable of connect to a network	80	15.746	20.000	304.839
84433990	Oth printers, copying machines & facsimile, not capable to connect to a network	5.015	47.697	25.491	248.380
84439100	Parts and accessories of printing machinery used for printing by means of plates, cylinders and other printing components of heading 8442	198.138	589.042	15.721.881	46.396.968
84439910	Parts of screen printing machinery for the manufacture of printed circuit boards or printed wiring boards	1.618	8.015	145.302	368.961
84439920	Ink-filled printer cartridges	90.202	250.555	3.612.853	10.190.814
84439930	Paper feeders; paper sorters	814	3.698	21.969	94.043
84439990	Parts and accessories of other printing machinery	279.410	1.078.451	9.270.593	32.612.552
84440010	Electrically operated machines for extruding, drawing, texturing or cutting man-made textile materials	41.539	246.630	668.877	1.808.059
84440020	Non-electrically operated machines for extruding, drawing, texturing or cutting man-made textile materials	–	18.017	–	65.614
84451110	Electrically operated machines for textile carding	49.833	106.345	356.333	659.800
84451120	Non-electrically operated machines for textile carding	–	25	–	2.062
84451200	Combing machines	20.680	20.680	22.178	22.178
84451300	Drawing or roving machines	24.003	109.179	35.805	1.281.588
84451930	Cotton gins machines	–	5.216	–	19.533
84451940	Other electrically operated machines for preparing textile fibres	55.955	102.413	363.318	920.581
84451950	Other non-electrically operated machines for preparing textile fibres	234	274	10.682	10.849
84452010	Electrically operated machines for spinning textile	89.725	847.457	1.206.076	7.332.919
84452020	Non-electrically operated machines for spinning textile	42	284	9.178	33.667
84453010	Electrically operated machines for doubling or twisting textile	189.416	209.777	1.457.300	1.580.800
84453020	Non-electrically operated machines for doubling or twisting textile	–	10	–	3.096
84454010	Electrically operated machines for winding or reeling textile	176.299	460.733	3.503.443	7.608.021
84454020	Non-electrically operated machines for winding or reeling textile	361	4.686	11.014	59.022
84459010	Electrically operated machines for preparing textile yarn	54.228	117.062	920.040	1.726.716
84459020	Non-electrically operated machines for preparing textile yarn	4.140	9.012	139.117	322.179
84461010	Electrically operated machines for weaving fabrics of a width not exceeding 30 cm	55.257	90.835	63.461	366.955
84462100	Power looms for weaving fabrics of a width exceeding 30 cm, shuttle type	124.448	594.956	254.256	4.792.507
84462900	Machines for weaving fabrics of a width exceeding 30 cm, shuttle type, other than power looms	562	108.894	12.312	840.822
84463000	Machines for weaving fabrics of a width exceeding 30 cm, shuttleless type	711.860	1.653.337	4.507.560	12.375.914
84471100	Circular knitting machines with cylinder diameter not exceeding 165 mm	11.538	34.964	166.272	416.966
84471200	Circular knitting machines with cylinder diameter exceeding 165 mm	152.655	706.096	1.461.667	6.388.491
84472010	Flat knitting machines and stitch-bonding machines, electrically operated	86.409	601.444	800.247	3.318.956
84472020	Flat knitting machines and stitch-bonding machines, non-electrically operated	33.190	39.524	72.104	106.363

Tabel-tabel

Lanjutan Tabel 2.5

H S	Uraian Komoditi	Berat Bersih (kg)		Nilai CIF (US\$)	
		Maret 2024	Jan–Mar 2024	Maret 2024	Jan–Mar 2024
(1)	(2)	(3)	(4)	(5)	(6)
84479010	Electrically operated machines for making gimped yarn, tulle, lace, embroidery, trimmings, braid or net and for tufting	75.315	248.820	640.655	2.022.284
84479020	Non-electrically operated machines for making gimped yarn, tulle, lace, embroidery, trimmings, braid or net and for tufting	853	1.556	1.322	2.785
84481110	Electrically operated dobbies ana jackquards and electrically operated machines for card reducing, copying, punching or assembling for use therewith	7.918	34.715	52.740	270.580
84481120	Non-electrically operated dobbies ana jackquards and non-electrically operated machines for card reducing, copying, punching or assembling for use therewith	517	517	3.771	3.771
84481910	Auxiliary electrically operated machine for use with machines of heading 8444, 8445, 8446 or 8447 with automatic stop motions and shuttle changing mechanism	24.335	88.568	173.677	510.888
84481920	Auxiliary non-electrically operated machine for use with machines of heading 8444, 8445, 8446 or 8447 with automatic stop motions and shuttle changing mechanism	229	19.690	17.265	154.393
84482000	Parts and accessories of machines of heading 8444 or of their auxiliary machinery	18.512	100.954	427.162	2.272.683
84483100	Card clothing	21.628	110.243	490.595	3.024.775
84483200	Part & acc of machines for preparing textile fibres, oth than card clothing	10.856	31.233	773.451	1.697.821
84483300	Spindles, spindle flyers, spinning rings and ring travellers	5.197	30.507	327.824	1.137.443
84483900	Combs, extruding nipples, shuttles, healds and heald-frames, hosiery needles	216.909	428.437	1.274.288	6.300.955
84484200	Reeds for looms, healds and heald-frames	12.309	25.708	295.996	652.457
84484911	Shuttles for electrically operated machines	10.196	52.356	129.103	367.673
84484912	Shuttles for non-electrically operated machines	182	2.071	19.885	52.680
84484990	Other parts and accessories of weaving machines (looms) or of their auxiliary machinery, other than Shuttles	37.998	237.823	732.148	3.028.636
84485100	Sinkers, needles and other articles used in forming stitches	20.075	82.056	1.053.213	3.093.981
84485900	Parts and accessories of machines of heading 8447 or of their auxiliary machinery other than sinkers, needles and other articles used in forming stitches	34.278	130.497	561.664	1.843.315
84490000	Machinery for the manufacture or finishing of felt or nonwovens in the piece or in shapes, including machinery for making felt hats; blocks for making hats	124.473	233.072	575.320	1.121.185
84501110	Fully-automatic household or laundry-type machines, each of dry linen capacity not exceeding 6 kg	–	35.588	–	92.085
84501190	Fully-automatic household or laundry-type machines, each of dry linen capacity exceeding 6 kg but not exceeding 10 kg	852.935	8.930.922	3.252.255	27.789.859
84501210	Household or laundry-type machines with built in centrifugal drier, each of dry linen capacity not exceeding 6 kg	–	97.025	–	247.731
84501290	Household or laundry-type machines with built in centrifugal drier, each of dry linen capacity exceeding 6 kg but not exceeding 10 kg	191.455	3.523.374	682.324	9.722.293
84501911	Other household or laundry-type machines, electrically operated, with a dry linen capacity not exceeding 6 kg	–	1.857	–	1.422
84501919	Other household or laundry-type machines, electrically operated, with a dry linen capacity exceeding 6 kg but not exceeding 6 kg	–	11.446	–	22.585
84501991	Other household or laundry-type machines, non-electrically operated, with a dry linen capacity not exceeding 6 kg	–	2.247	–	3.518
84501999	Other household or laundry-type machines, non-electrically operated, with a dry linen capacity exceeding 6 kg but not exceeding 6 kg	–	13.866	–	21.283
84502000	Householde or laundry-type machines, each of dry linen capacity exceeding 10 kg	600.871	4.240.292	2.995.586	16.263.740
84509010	Parts of householde or laundry-type machines, each of dry linen capacity exceeding 10 kg	20.043	146.833	106.543	672.789
84509020	Parts of machines of subheading 845011, 845012 or 845019	233.781	697.449	922.237	2.775.526
84511000	Dry-cleaning machines	799	8.966	16.534	62.557
84512100	Drying-machines each of a dry linen capacity not exceeding 10 kg	41.032	254.515	228.339	1.259.066
84512900	Drying-machines each of a dry linen capacity exceeding 10 kg	204.918	416.348	1.926.230	3.807.610
84513010	Single roller type domestic ironing machines	7.637	14.980	12.808	95.863
84513090	Presses machines including fusing presses	32.903	177.111	236.166	1.309.839

Lanjutan Tabel 2.5

H S	Uraian Komoditi	Berat Bersih (kg)		Nilai CIF (US\$)	
		Maret 2024	Jan-Mar 2024	Maret 2024	Jan-Mar 2024
(1)	(2)	(3)	(4)	(5)	(6)
84514000	Washing, bleaching or dyeing machines	151.815	860.833	1.280.655	8.124.870
84515000	Machines for reeling, unreeling, folding, cutting or pinking textile fabrics	61.360	390.000	849.279	3.451.989
84518000	Machines for dressing, finishing, coating or impregnating textile yarns, fabrics or made up textile articles; for applying the paste to the base fabric or other support used in the manufacture of floor coverings such as linoleum	352.935	947.936	3.213.836	7.848.373
84519010	Parts of machines of a dry linen capacity not exceeding 10 kg	982	3.065	12.069	88.722
84519090	Parts of machines of a dry linen capacity exceeding 10 kg	46.196	222.437	927.577	2.799.018
84521000	Sewing machines of the household type	73.651	248.545	461.076	1.065.873
84522100	Other sewing machines, other than book-sewing machines, with automatics unit	332.262	1.231.010	3.381.488	9.677.585
84522900	Other sewing machines, other than book-sewing machines, with non-automatics unit	250.974	844.416	2.928.574	9.116.383
84523000	Sewing machine needles	10.690	34.911	229.311	736.248
84529011	Arms and beds; stands with or without centre frames; flywheels; belt guards; treadles or pedals of machinery of subheading 84521000	608	4.166	11.716	53.512
84529012	Furniture, bases and covers and parts thereof of machinery of subheading 84521000	12.132	22.007	47.625	135.764
84529019	Other parts of sewing machines of subheading 84521000	28.659	65.919	74.723	235.826
84529091	Arms and beds; stands with or without centre frames; flywheels; belt guards; treadles or pedals of other than machinery of subheading 84521000	2.080	48.798	30.586	271.479
84529092	Furniture, bases and covers and parts thereof of other than machinery of subheading 84521000	2.440	117.060	53.858	270.368
84529099	Other parts of sewing machines of other than machinery of subheading 84521000	56.029	227.439	593.066	1.785.831
84531010	Electrically operated machines for preparing, tanning or working hides, skins or leather, other than sewing machines	42.435	181.471	504.107	1.628.517
84531020	Non-electrically operated machines for preparing, tanning or working hides, skins or leather, other than sewing machines	40.286	45.448	218.331	361.285
84532010	Electrically operated machines for making or repairing footwear, other than sewing machines	282.406	1.067.023	1.987.662	8.462.176
84532020	Non-electrically operated machines for making or repairing footwear, other than sewing machines	37.306	40.814	125.354	188.312
84538010	Electrically operated machines for making or repairing other articles of hides, skins or leather, other than sewing machines	184.203	459.445	1.817.205	4.935.120
84538020	Non-electrically operated machines for making or repairing other articles of hides, skins or leather, other than sewing machines	—	509	—	2.973
84539000	Parts of machinery of subheading 8453	50.194	140.886	1.324.679	3.946.287
84541000	Converters of a kind used in metallurgy or in metal foundries	525.030	2.190.795	3.300.601	12.575.646
84542000	Ingot moulds and ladles of a kind used in metallurgy or in metal foundries	157.669	3.896.279	1.203.924	20.476.414
84543000	Casting machines of a kind used in metallurgy or in metal foundries	508.376	4.901.418	4.307.142	19.447.686
84549000	Parts of converters, ladles, ingot moulds & casting machines	666.161	3.411.430	2.537.810	25.629.389
84551000	Tube mills	1.304	22.221	83.967	209.351
84552100	Hot or combination hot and cold metal-rolling mills	209.878	4.159.027	375.888	60.567.903
84552200	Cold metal-rolling mills	27.548	203.827	127.100	877.276
84553000	Rolls for rolling mills	1.185.891	3.046.646	4.179.636	10.641.448
84559000	Other parts of metal-rolling mills	1.989.107	6.230.115	4.646.635	15.617.067
84561110	Operated by laser machine for the manufacture of printed circuits, printed circuit assemblies, parts of heading 8517, or parts of automatic data processing machines	3.485	13.163	61.505	155.641
84561190	Other operated by laser machine-tools for working any material by removal of material	105.889	669.558	1.077.913	7.677.403
84561210	Operated by other light or photon beam machine for the manufacture of printed circuits, printed circuit assemblies, parts of heading 8517, or parts of automatic data processing machines	181	181	23.755	23.755
84561290	Other operated by other light or photon beam machine-tools for working any material by removal of material	—	5.603	—	4.943
84562000	Machine-tools for working any material by removal of material, by ultrasonic process	7.124	26.532	56.689	163.521

Tabel-tabel

Lanjutan Tabel 2.5

H S	Uraian Komoditi	Berat Bersih (kg)		Nilai CIF (US\$)	
		Maret 2024	Jan–Mar 2024	Maret 2024	Jan–Mar 2024
(1)	(2)	(3)	(4)	(5)	(6)
84563000	Machine-tools for working any material by removal of material, by electro-discharge process	22.624	72.667	244.370	896.535
84564010	Machine-tools, numerically controlled, for working any material by removal of material, by plasma arc processes, for the manufacture of printed circuit boards or printed wiring boards	2.008	30.111	6.602	269.201
84564020	Plasma cleaner machines that remove organic contaminants from electron microscopy specimens and specimen holders	–	373	–	3.439
84564090	machinestool for work any material by removal material,by plasma arc processes, for oth than manufact of PCB/PWB	69.860	121.973	136.652	689.774
84565000	Water-jet cutting machines	6.801	11.773	41.550	75.085
84569020	Wet processing equipments for the application by immersion of electrochemical solutions, for the purpose of removing material on printed circuit boards or printed wiring boards	43	791	5.794	12.053
84569090	Machine-tools for working any material by removal of material, by ionic-beam process	2.950	68.668	62.574	509.611
84571010	Machining centres of spindle power not exceeding 4 kW for working metal	94.400	141.837	627.453	1.069.056
84571090	Machining centres of spindle power exceeding 4 kW for working metal	205.022	959.407	2.496.788	9.694.061
84572000	Unit construction machines (single station) for working metal	1.581	1.587	33.899	33.915
84573000	Multi-station transfer machines for working metal	6.144	17.250	234.618	487.910
84581110	Horizontal lathes for removing metal, numerically controlled of spindle not exceeding 4 kW	–	669	–	3.600
84581190	Horizontal lathes for removing metal, numerically controlled of spindle exceeding 4 kW	90.433	416.946	1.354.051	5.767.456
84581910	Horizontal lathes for removing metal, non-numerically controlled with the distance between the main spindle centre and the bed not exceeding 300 mm	–	31.627	–	84.929
84581990	Horizontal lathes for removing metal, non-numerically controlled with the distance between the main spindle centre and the bed exceeding 300 mm	158.917	1.001.683	559.764	3.140.496
84589100	Other lathes for removing metal, numerically controlled	44.899	218.815	236.197	2.881.196
84589990	Other lathes for removing metal, non-numerically controlled, with the distance between the main spindle centre and the bed exceeding 300 mm	191.107	609.576	1.532.841	5.514.165
84591000	Way-type unit head machines for drilling, boring, milling, threading or tapping by removing metal, other than lathes (including turning centres) of heading 8458	1.010	37.672	9.300	276.193
84592100	Other drilling machines that numerically controlled	11.132	55.787	303.524	800.187
84592910	Other drilling machines that non-numerically controlled and electrically operated	46.547	350.619	117.910	1.665.653
84592920	Other drilling machines that non-numerically controlled and non-electrically operated	7.189	15.673	21.556	61.512
84593100	Other boring-milling machines that numerically controlled	50.718	88.722	182.619	459.623
84593910	Other boring-milling machines that non-numerically controlled and electrically operated	7.055	20.351	13.536	23.156
84593920	Other boring-milling machines that non-numerically controlled and non-electrically operated	–	1.654	–	16.187
84594100	Other boring machines that numerically controlled	7.433	10.320	22.449	40.653
84594910	Other boring machines that non-numerically controlled and electrically operated	15.678	115.556	55.212	321.911
84594920	Other boring machines that non-numerically controlled and non-electrically operated	4.264	7.885	19.600	29.885
84595100	Knee-type milling machines that numerically controlled	4.124	7.205	23.000	110.606
84595910	Knee-type milling machines that non-numerically controlled and electrically operated	–	9.403	–	29.740
84595920	Knee-type milling machines that non-numerically controlled and non-electrically operated	–	1.547	–	5.656
84596100	Other milling machines that numerically controlled	40.439	190.128	155.268	1.205.552
84596910	Other milling machines that non-numerically controlled and electrically operated	11.086	218.076	50.855	532.207
84596920	Other milling machines that non-numerically controlled and non-electrically operated	–	760	–	10.652

Lanjutan Tabel 2.5

H S	Uraian Komoditi	Berat Bersih (kg)		Nilai CIF (US\$)	
		Maret 2024	Jan-Mar 2024	Maret 2024	Jan-Mar 2024
(1)	(2)	(3)	(4)	(5)	(6)
84597010	Other threading or tapping machines that electrically operated	44.368	106.385	457.739	1.057.399
84597020	Other threading or tapping machines that non-electrically operated	33	3.338	800	132.099
84601200	Numerically controlled flat-surface grinding machines	243	4.769	36.960	184.694
84601900	Non-numerically controlled flat-surface grinding machines	14.380	80.003	60.031	294.975
84602200	Centreless grinding machines, numerically controlled	26.150	46.571	380.760	917.752
84602300	Other cylindrical grinding machines, numerically controlled	2.971	181.167	3.252	1.773.452
84602400	Other of other grinding machines, numerically controlled	—	18.254	—	318.561
84602910	Other grinding machines, not numerically controlled,electrically operated	22.153	58.316	185.133	303.558
84602920	Other grinding machines, not numerically controlled,not electrically operated	72	109	563	3.186
84603110	machinestools, numerically controlled, for sharpening drillingbits,shank diameter<=3,175mm, fixed collets, power<=0.74kW	172	17.028	9.068	134.042
84603190	machinestools, numeric controlled, for sharpen drill bits oththan shank diameter<=3,175mm, fixed collets, power<=0.74kW	2.571	19.855	34.630	406.310
84603910	Oth sharpening (tool/cutter grinding) mach, not numericallycontrolled, electrically operated	12.552	50.866	120.980	209.570
84603920	Oth sharpening (tool/cutter grinding) mach, not numericallycontrolled, not electrically operated	3.841	12.446	63.574	130.078
84604000	Honing or lapping machines	3.999	39.201	34.932	709.030
84609010	Oth mach-tools for deburring, sharpening, grinding, horning, lapping, or similar, electrically operated	33.656	158.980	430.346	1.315.726
84609020	Oth mach-tools for deburring, sharpening, grinding, horning, lapping, or similar, not electrically operated	45.122	105.679	256.664	1.257.988
84612000	Shaping or slotting machines	1.435	119.761	6.910	660.058
84613000	Broaching machines	305	4.343	1.590	122.200
84614000	Gear cutting, gear grinding or gear finishing machines	10.169	35.226	57.156	477.360
84615000	Sawing or cutting-off machines	109.504	488.780	646.744	2.835.457
84619090	Other machine-tools working by removing metal or cermets, not elsewhere specified or included	31.093	132.866	673.113	2.054.166
84621100	Closed die forging machines	3.875	50.109	49.428	1.074.761
84621900	Other hot forming machines for forging and hot hammers	133.214	182.667	1.581.023	1.899.448
84622210	Numerically controlled machines for profile forming	4.642	23.608	14.890	59.521
84622290	Non-numerically controlled machines for profile forming	956.790	1.055.668	1.191.659	1.912.868
84622300	Numerically controlled press brakes	80.284	216.261	378.918	1.061.464
84622400	Numerically controlled panel benders	—	5.763	—	13.108
84622500	Numerically controlled roll forming machines	3.450	34.028	363.746	402.897
84622600	Other numerically controlled bending, folding, straightening or flattening machines	21.863	89.301	151.148	789.286
84622900	Bending, folding, straightening or flattening machines (including press brakes) for flat products other than HS Code 84622210-84622600	83.160	807.118	397.418	3.689.344
84623210	Numerically controlled machine for slitting lines and cut-to-length lines for flat product, other than combined punching and shearing machines	90.611	95.733	740.369	792.535
84623290	Non-numerically controlled machine for slitting lines and cut-to-length lines for flat product, other than combined punching and shearing machines	3.077	135.279	17.136	923.654
84623300	Numerically controlled shearing machines	753	34.029	4.786	147.315
84623900	Non-numerically controlled shearing machines	27.545	642.765	120.360	3.189.030
84624200	Numerically controlled machines for punching, notching or nibbling (excluding presses) for flat products and combine both of punching and shearing	7.300	77.025	41.500	433.188
84624900	Non-numerically controlled machines for punching, notching or nibbling (excluding presses) for flat products and combine both of punching and shearing	8.908	67.458	41.510	250.488
84625100	Numerically controlled machines for working tube, pipe, hollow section and bar (excluding presses)	—	10.364	—	47.821
84625900	Non-numerically controlled machines for working tube, pipe, hollow section and bar (excluding presses)	3.255	15.499	64.237	127.105
84626111	Numerically controlled hydraulic presses machines for die forging or die stamping	2.906	14.379	22.787	802.126

Tabel-tabel

Lanjutan Tabel 2.5

H S	Uraian Komoditi	Berat Bersih (kg)		Nilai CIF (US\$)	
		Maret 2024	Jan–Mar 2024	Maret 2024	Jan–Mar 2024
(1)	(2)	(3)	(4)	(5)	(6)
84626119	Other numerically controlled hydraulic presses machines	241.239	279.128	853.421	973.815
84626191	Non-numerically controlled hydraulic presses machines for die forging or die stamping	128.054	131.233	346.265	383.448
84626199	Other non-numerically controlled hydraulic presses machines	31.250	65.147	166.687	280.297
84626211	Numerically controlled mechanical presses machines for die forging or die stamping	435.751	1.286.907	1.262.847	7.807.906
84626219	Other numerically controlled mechanical presses machines	–	5.780	–	13.660
84626299	Other non-numerically controlled mechanical presses machines	40.496	69.618	81.152	221.514
84626310	Numerically controlled servo-presses machines for die forging or die stamping	119.288	119.553	532.586	536.235
84626910	Non-numerically controlled servo-presses machines for die forging or die stamping	–	1.050	–	14.022
84626990	Other non-numerically controlled servo-presses machines	35.217	107.593	111.042	272.933
84629010	Machine tools, die forging or die stamping machines	176.704	442.990	290.184	1.658.640
84629090	Machine tools, other die forging or die stamping machines	118.537	441.400	1.080.407	2.547.750
84631010	Draw-benches for bars, tubes, profiles, wire/the like,electrically operated	170.255	436.238	1.264.860	3.196.665
84631020	Draw-benches for bars, tubes, profiles, wire/the like,not electrically operated	14.839	16.354	48.100	54.076
84632010	Thread rolling machines, electrically operated	9.079	110.916	26.336	679.678
84632020	Thread rolling machines, not electrically operated	–	1.236	–	12.985
84633010	Machines for working wire, electrically operated	35.582	230.874	661.058	2.727.708
84633020	Machines for working wire, not electrically operated	455	52.797	579	79.306
84639010	Other mach-tools for working metals/cermets, w/o removingmaterial, electrically operated	35.059	360.194	265.730	5.075.141
84639020	Other mach-tools for working metals/cermets, w/o removingmaterial, not electrically operated	2.523	66.062	73.391	449.603
84641010	Sawing machines for working stone, ceramics/like mineralmaterials/for cold-working glass, electrically operated	4.409	77.916	29.481	250.335
84641020	Sawing machines for working stone, ceramics/like mineralmaterials/for cold-working glass, not electrically operated	144	5.407	1.341	3.133
84642010	Grinding/polishing machinesfor working stone, ceramics/likemineral material/for cold-work glass,electric operated	4.558	229.607	68.218	1.083.763
84642020	Grinding/polishing machinesfor working stone, ceramics/likemineral material/for cold-work glass,not electric operated	7.071	12.386	10.499	46.487
84649010	Oth machines for working stone, ceramics/like mineralmaterials/for cold-working glass, electrically operated	48.024	133.953	79.436	465.214
84649020	Oth machines for working stone, ceramics/like mineralmaterials/for cold-working glass, not electrically operated	16.614	73.343	140.895	314.032
84651000	machineswhich can carry out diff types of machining operationsw/o tool change between such operations	22.472	165.754	169.354	1.390.900
84652000	Machining centres	10.207	27.379	104.788	534.032
84659110	Sawing machines for scoring PCB/ PWB or PCB/PWB substrateselectrically operated	2.081	23.681	6.683	79.422
84659190	Sawing machines other than of a kind used for scoring printed circuit boards or printed wiring boards or printed circuit board or printed wiring board substrates	34.432	307.584	186.305	1.160.770
84659210	Planing, milling/moulding machinesfor routing PCB/PWB or PCB/PWB substrates, accepting router bits with shank D<=3.175mm	3.769	24.383	97.121	400.345
84659290	Planing, milling or moulding (by cutting) machines for routing PCB/PWB or PCB/PWB substrates, accepting router bits with a shank diameter exceeding 3175 mm, for scoring PCB/PWB or PCB/PWB substrates	54.339	304.405	201.446	1.468.118
84659310	Grinding, sanding or polishing machines, for working woodcork, bone/similar hard materials, electrically operated	82.772	568.752	462.343	2.252.593
84659320	Grinding, sanding or polishing machines, for working woodcork, bone/similar hard materials,not electrically operated	2	1.620	26	2.688
84659400	Bending or assembling machines	31.471	170.106	266.012	770.781
84659510	Drilling machinesfor manufact of PCB/PWB, with a spindle speed>50,000rpm and accept drill bits of shank D<=3.175mm	–	26.962	–	70.016

Lanjutan Tabel 2.5

H S	Uraian Komoditi	Berat Bersih (kg)		Nilai CIF (US\$)	
		Maret 2024	Jan-Mar 2024	Maret 2024	Jan-Mar 2024
(1)	(2)	(3)	(4)	(5)	(6)
84659590	Drilling machines for the manufacture of printed circuit boards or printed wiring boards, with a spindle speed not exceeding 50,000 rpm & accepting drill bits of a shank diameter not exceeding 3175 mm	43.494	131.776	222.464	744.126
84659600	Splitting, slicing or paring machines	103.101	489.821	323.163	1.420.530
84659910	Lathes	3.848	59.330	13.889	141.096
84659950	machinesfor deburring the surfaces of PCB/PWB during manufact,machinesfor scoring&laminating presses for PCB/PWB/substrates,	2.068	29.749	6.955	163.260
84659960	Oth machinestools for working wood, cork, bone/similar hardmaterials, electrically operated	3.173.264	10.261.892	34.101.418	95.972.143
84659990	Oth machinestools for working wood, cork, bone/similar hardmaterials, not electrically operated	217.340	591.776	1.604.697	3.627.689
84661010	Tool holder&self-opening diehead for machinesof 84569010, 84569020/84603110/84659110/84659210/84659510/84659950	858	14.026	42.371	471.766
84661090	Tool holder&self-opening diehead for machinesoth of 8456901084569020/84603110/84659110/84659210/84659510/84659950	67.177	165.827	1.604.002	4.939.543
84662010	Work holders for machinesof 85469010, 84569020, 84603110,84659110, 84659210, 84659510, 84659950	2.296	5.305	48.954	81.884
84662090	Work holders for machinesoth than of 85469010, 84569020,84603110, 84659110, 84659210, 84659510, 84659950	33.648	107.550	2.008.048	4.444.014
84663000	Dividing heads and other special attachments for machines	11.874	52.485	525.887	1.637.165
84669100	Parts for machines of heading 8464	20.938	82.866	292.659	895.243
84669200	Parts for machines of heading 8465	61.794	252.447	929.383	2.766.887
84669330	Parts for machines of subheading 84561110, 84561210, 84562000, or 84563000, of a kind used solely or principally for the manufacture of printed circuits, printed circuit assemblies, parts of machines of heading 8517, or parts of automatic data processing machines of heading 8471; for machines of subheading 845710, 84589100, 84592100, 84592910,84596100, 84596910, or 84615000, of a kind used solely or principally for the manufacture of parts of machines of heading 8517, or parts of automatic data processing machines of heading 8471	798	13.216	25.232	184.994
84669340	Parts for machines of subheading 84565000	267	2.662	2.828	82.946
84669390	Oth parts & accessories for machines of head 8456 to 8461oth than subhead 84564010,84569020 or 84603110	119.124	511.179	3.071.327	9.075.498
84669400	Machine-tools; parts and accessories, for the machines of heading no. 8462 or 8463, n.e.c. in heading no. 8466	172.744	610.347	3.275.135	11.434.087
84671100	Tools for working in the hand pneumatic rotary tipe (including combined rotary-percussion)	38.373	128.034	563.640	1.856.707
84671900	Tools for working in the hand pneumatic other rotary tipe (including combined rotary-percussion)	42.751	244.437	404.239	1.350.539
84672100	Drills of all kinds with self-contained electric motor	262.526	1.497.112	1.943.950	8.845.564
84672200	Saws with self-contained electric motor	71.014	364.605	596.733	2.435.667
84672900	Tools; for working in the hand, with self-contained electric motor; other than saws and drills	605.452	2.651.603	4.120.197	16.399.656
84678100	Chains saws with self-contained electric motor	91.303	830.654	627.968	5.121.093
84678900	Tools; for working in the hand, (other than chain saws), hydraulic or with self-contained non-electric motor, (not pneumatic)	121.377	522.658	9.820.480	11.550.072
84679110	Part of chains saws of electro-mechanical type	3.032	34.623	16.887	98.352
84679190	Other part of chains saws of electro-mechanical type	58.875	465.639	139.790	2.053.150
84679200	Parts of tools working in the hand of pneumatic	25.353	131.408	318.195	1.021.733
84679910	Other parts of tools of goods of drills, saws & all kinds non-electric motor	9.030	86.435	23.342	347.832
84679990	Other parts of tools of goods of other than drills, saws and all kinds, non-electric motor	185.222	835.499	390.699	1.724.415
84681000	Hand-held blow pipes	3.266	62.086	43.549	282.115
84682010	Hand-operated (not hand-held) gas welding or brazing appliances for metal	28.947	158.379	66.427	544.487
84682090	Other hand-operated (not hand-held) gas welding or brazing appliances for other than metal	18.403	83.016	570.380	809.392

Tabel-tabel

Lanjutan Tabel 2.5

H S	Uraian Komoditi	Berat Bersih (kg)		Nilai CIF (US\$)	
		Maret 2024	Jan–Mar 2024	Maret 2024	Jan–Mar 2024
(1)	(2)	(3)	(4)	(5)	(6)
84688000	Machinery and apparatus; for soldering, brazing or welding, whether or not capable of cutting, n.e.c. in heading no. 8468	35.314	203.398	77.464	965.986
84689020	Parts of goods of gas welding or brazing appliances for metal	5.752	44.096	35.639	392.954
84689090	Parts of goods of gas welding or brazing appliances for other than metal	27.351	242.386	287.672	1.596.863
84701000	Electronic calc., pocket-size data recording, reproducing and displaying machines with calculating functions	49.288	285.585	450.827	1.833.918
84702100	Calculating machines; electronic, incorporating a printing device, needing an external source of power	1.154	7.597	35.418	335.704
84702900	Calculating machines; electronic, (not incorporating a printing device), needing an external power source	3.250	41.809	3.454	73.834
84703000	Calculating machines; non-electronic	13.193	138.039	274.512	420.227
84705000	Cash register	58.126	308.835	5.485.057	22.753.785
84709010	Postage-franking machines	–	337	–	35.237
84709090	Ticket-issuing machines and similar machines	5.301	28.101	372.917	664.633
84713020	Laptops including notebooks and subnotebooks	217.125	1.638.077	38.967.639	251.972.494
84713090	Oth portable automatic data processing machines, weighting <= 10 kg	36.310	130.738	10.102.739	45.505.961
84714110	Personal computers excl portable computer, CPU & I/O unit whether or not combined	103.227	253.748	7.415.679	18.478.540
84714190	Other PC excluding portable computer, CPU & I/O unit whether or not combined	27.116	155.247	697.351	4.506.386
84714910	Personal computers in the form of systems excl portable computers (laptop/notebook)	75.156	272.530	4.745.888	19.540.295
84714990	Other personal computers in the form of systems excluding portable computers (laptop/notebook)	31.100	502.593	63.583.006	158.400.961
84715010	Processing units for personal (incl. portable) computers not comprising & not presented in the form systems systems	71.897	235.912	8.667.999	25.835.370
84715090	Oth processing unit for personal comp. (excl. portable comp) not comprising & not presented in the form systems systems	104.004	345.191	13.498.977	40.493.003
84716030	Computer keyboards	94.105	515.524	885.536	4.613.268
84716040	Mouses, light pens, joysticks, track balls, and touch sensitive screens	83.781	403.565	2.519.210	8.951.196
84716090	Other input or output units, whether or not containing storage units in the same housing	19.877	105.939	578.830	4.528.128
84717020	Hard disk drive	12.393	93.211	2.100.004	13.201.606
84717030	Tape drive	384	2.142	136.353	928.803
84717040	Optical disk drives, including CD-ROM drives, DVD drives and CD-R drives	988	4.907	290.594	1.044.995
84717090	Storage units other than hard disk drives, tape drives, optical disk drives, including CD-ROM drives, DVD drives and CD-R drives	44.427	136.531	80.170.247	104.137.484
84718010	Control and adaptor units	9.478	44.357	633.557	1.834.192
84718070	Sound cards or video cards	12.529	97.707	1.078.580	4.108.206
84718090	Other control units	1.560	21.087	264.278	2.283.578
84719010	Bar code readers	12.461	44.204	1.830.105	3.280.842
84719030	Electronic fingerprint identification systems	5.282	249.492	855.320	1.507.681
84719040	Other optical character readers	7.368	25.180	218.301	1.146.131
84719090	Other units of automatic data processing machines :	70.862	311.220	3.191.777	12.437.485
84723000	Machines for sorting or folding mail or for inserting mail in envelopes or bands, machines for opening, closing or sealing mail and machines for affixing or cancelling postage stamps	43	9.346	1.663	47.036
84729010	Automatic teller machines	65.816	579.752	1.577.974	8.328.372
84729041	Typewriters automatic other than printers of heading 8443	–	755	–	3.642
84729049	Oth typewriters auto oth than printers of heading 8443	5.985	10.824	149.154	193.928
84729050	Word-processing machines	–	3.332	–	175.730
84729060	Other word-processing machines with electrically operated	81.484	269.167	2.201.193	4.500.319
84729090	Other word-processing machines with not electrically operated	143.455	476.974	601.404	1.973.122
84732100	Parts of the electronic calculating machines of subheading 84701000, 84702100 or 84702900	25.947	29.677	533.316	729.112
84732900	Parts of the electronic calculating machines oth than subheading 84701000, 84702100 or 84702900	346.300	979.232	6.307.559	17.489.569
84733010	Parts and accessories assembled printed circuit boards of the machines of heading 8471	42.538	253.739	3.826.723	20.258.059



Lanjutan Tabel 2.5

H S	Uraian Komoditi	Berat Bersih (kg)		Nilai CIF (US\$)	
		Maret 2024	Jan–Mar 2024	Maret 2024	Jan–Mar 2024
(1)	(2)	(3)	(4)	(5)	(6)
84733090	Parts and accessories assembled other than printed circuit boards of the machines of heading 8471	204.079	1.581.254	8.379.019	54.293.441
84734000	Parts and accessories of the machines of heading 8472	8.317	43.577	745.659	2.833.999
84735010	Parts and accessories suitable for use with the machines of heading 8471	25.851	89.943	607.096	2.255.480
84735090	Parts and accessories suitable for use with the machines of heading 8470 and 8472	52.085	69.838	845.529	1.045.359
84741010	Sorting, screening, separating or washing machines electrically operated	780.454	4.461.033	5.352.311	21.865.485
84741020	Sorting, screening, separating or washing machines non electrically operated	14.423	59.825	176.494	637.371
84742011	Crushing or grinding machines stone electrically operated for stone	583.171	1.912.874	1.039.949	4.960.727
84742019	Crushing or grinding machines stone electrically operated for other than stone	1.089.179	5.361.788	3.627.254	26.240.735
84742021	Crushing or grinding machines stone not electrically operated for stone	1	9.258	50	92.147
84742029	Crushing or grinding machines stone not electrically operated for other than stone	399.778	1.423.446	1.631.656	7.198.720
84743110	Concrete or mortar mixers electrically operated	523.127	1.500.010	1.626.270	4.620.927
84743120	Concrete or mortar mixers not electrically operated	16.343	34.343	49.411	191.764
84743211	Machines for mixing mineral substances with bitumen electrically operated of an output capacity ≤ 80 t/h	–	103.300	–	370.000
84743219	Machines for mixing mineral substances with bitumen electrically operated of an output capacity > 80 t/h	105.537	216.519	363.484	737.954
84743229	Machines for mixing mineral substances with bitumen not electrically operated of an output capacity > 80 t/h	54.014	108.612	117.206	260.762
84743910	Other machines for mixing mineral substances with bitumen electrically operated	497.528	1.179.034	4.958.386	8.301.470
84743920	Other machines for mixing mineral substances with bitumen not electrically operated	15.681	39.386	426.681	903.981
84748010	Machinery for agglomerating, shaping or moulding, for forming foundry moulds of sand electrically operated	3.521.307	13.636.849	11.839.741	41.101.883
84748020	Machinery for agglomerating, shaping or moulding, for forming foundry moulds of sand not electrically operated	16.665	102.493	40.937	315.175
84749000	Parts of machines of subheading 8474	5.162.620	19.450.322	38.584.908	155.259.911
84751000	Machines for assembling electric or electronic lamps, tubes or valves or flashbulbs, in glass envelopes	185	1.320	1.313	13.698
84752900	Machines; for manufacturing or hot working glass or glassware, not for making optical fibres and preforms thereof	22.055	481.416	278.676	5.028.002
84759090	Parts of machines of subheading 8475 other than subheading 84752100	27.344	53.415	664.601	1.739.307
84762100	Automatic beverage-vending machines incorporating heating or refrigerating devices	2.875	5.140	20.982	36.000
84762900	Machines; automatic beverage-vending machines, not incorporating heating or refrigerating devices	7	10.626	7	67.234
84768100	Automatic goods-vending machines incorporating heating or refrigerating devices	–	2.444	–	19.466
84768910	Money-changing machines	–	2.372	–	32.015
84768990	Automatic postage stamp, cigarette machines	42.836	81.222	439.848	684.419
84769010	Parts of money changing machines	–	29	–	411
84769090	Parts of automatic goods-vending machines other than money changing machines	2.238	2.961	17.064	33.956
84771010	Injection machines for moulding rubber	513.804	1.327.507	1.687.795	4.611.865
84771031	Injection machines for plastics, poly (vinyl chloride)	143.407	781.002	508.998	3.049.660
84771039	Other injection machines for plastics	964.174	3.113.730	4.174.317	16.326.042
84772010	Extruders machine for rubber	60.385	182.824	581.951	1.577.508
84772020	Extruders machine for plastics	383.731	1.476.869	5.413.894	14.860.249
84773000	Blow moulding machines	261.192	919.908	5.657.808	11.059.044
84774010	Vacuum machines for moulding or forming rubber	39.451	134.234	134.361	585.712
84774020	Vacuum machines for moulding or forming plastics	155.082	880.666	1.386.981	7.007.540
84775100	Machines for moulding or retreading pneumatic tyres or for moulding or otherwise forming inner tubes	10.590	618.261	311.151	6.729.840
84775910	Other machines for moulding or forming rubber	5.683	84.270	33.631	375.331

Tabel-tabel

Lanjutan Tabel 2.5

H S	Uraian Komoditi	Berat Bersih (kg)		Nilai CIF (US\$)	
		Maret 2024	Jan–Mar 2024	Maret 2024	Jan–Mar 2024
(1)	(2)	(3)	(4)	(5)	(6)
84775920	Other machines for moulding or forming plastics	52.242	153.103	414.227	1.443.589
84778010	Other machine for working rubber/products from rubber, electrically operated	455.906	1.989.911	2.667.895	14.004.543
84778020	Other machine for working rubber/products from rubber, not electrically operated	43.641	363.634	250.446	1.332.728
84778031	Lamination presses for the manufacture of PCB/PWBelectrically operated	448	567	1.250	1.292
84778039	Oth lamination presses for plastics/products from plastics, electrically operated	495.858	2.648.604	5.700.620	22.588.082
84778040	Other machine for working plastics/products from plastics, not electrically operated	19.304	116.506	250.407	1.009.806
84779010	Parts of machine for working rubber/products from rubber, electrically operated	36.210	340.903	1.162.653	4.772.448
84779020	Parts of machine for working rubber/products from rubber, not electrically operated	210.716	374.017	1.908.254	4.111.279
84779032	Parts of lamination presses for the manufacture of PCB/PWBelectrically operated	1.002	10.439	58.222	489.530
84779039	Parts of electric machine for working plastic&productsoh than lamination presses for manufacture of PCB/PWB	179.691	880.106	3.047.912	9.595.776
84779040	Parts of non-electric machine for working plastics/products from plastics materials	22.943	149.525	1.509.816	3.634.585
84781010	Machines for preparing or making up tobacco,electrically operated	93.262	319.617	2.481.934	11.374.989
84781020	Machines for preparing or making up tobacco, not electrically operated	93	3.252	69	6.703
84789000	Parts of machinery for preparing or making up tobacco that not specified or included machines elsewhere in this Chapter	42.135	116.118	4.073.630	9.585.105
84791010	Machines for public works/building/the like, electrically operated	157.411	637.436	1.077.677	3.780.509
84791020	Machines for public works/building/the like, not electrically operated	124.537	279.506	621.464	1.306.404
84792010	Machines for the extraction/preparation of animal/fixed vegetable fats or oils, electrically operated	2.304.677	8.468.431	9.482.557	45.528.909
84792020	Machines for the extraction/preparation of animal/fixed vegetable fats or oils, not electrically operated	453.695	1.441.704	2.769.007	9.814.876
84793000	Presses for the manufacture of partide board or fibre building board of wood or other ligneous materials and other machinery for treating wood or cork	126.069	1.141.358	1.081.757	4.740.981
84794010	Rope or cable-making machines, electrically operated	83.450	353.732	1.076.853	2.971.059
84794020	Rope or cable-making machines, not electrically operated	2	8.028	2.083	63.912
84795000	Industrial robots machines,not elsewhere specified/included	269.188	757.386	6.748.772	16.549.995
84796000	Machines evaporative air coolers	559.860	1.424.824	3.105.727	7.228.575
84797100	Passenger boarding bridges of kind a used in airports	13.224	26.996	500.362	771.272
84797900	Machinery and mechanical appliances; passenger boarding bridges, other than of a kind used in airports	53.341	113.901	838.868	2.384.777
84798110	Machines for treating metal, including electric wire coilwinders, electrically operated	2.412.053	6.113.211	14.675.740	74.703.917
84798120	Machines for treating metal, including electric wire coilwinders, not electrically operated	57.718	73.999	1.054.104	1.641.384
84798210	Mixing, kneading, crushing, grinding, screening, sifting, homogenising, emulsifying/stirring machines, electically operated	1.641.316	6.169.057	27.702.450	70.616.902
84798220	Mixing, kneading, crushing, grinding, screening, sifting, homogenising, emulsifying/stirring machines, not elect. operated	589.645	2.516.137	2.744.096	9.613.749
84798300	Cold isostatic presses	37	334	7.657	49.553
84798910	Automated machines for the placement or the removal of components or contact elements of a kind used solely or principally for the manufacture of printed circuit assemblies	28.165	2.078.084	1.501.185	8.042.307
84798950	Machines for assembling CPU daughter boards in plastic cases or housings; apparatus for the regeneration of chemical solutions used in the manufacture of PCB; equipment for mechanically cleaning the surfaces of PCB during manufacturing; registration equipment for the alignment of PCB or PCA in the manufacturing process	20.048	46.950	417.264	1.194.922
84798961	Electrically operated automatic service-vending machines	4.184	8.960	119.722	289.418
84798969	Electrically operated non-automatic service-vending machines	1.221.613	6.377.610	19.438.045	67.735.164
84798970	Non-electrically operated automatic service-vending machines	380.232	1.655.806	5.274.279	25.127.185

Lanjutan Tabel 2.5

H S	Uraian Komoditi	Berat Bersih (kg)		Nilai CIF (US\$)	
		Maret 2024	Jan-Mar 2024	Maret 2024	Jan-Mar 2024
(1)	(2)	(3)	(4)	(5)	(6)
84799010	Non-electrically operated non-automatic service-vending machines	14.544	31.830	247.396	574.200
84799050	Parts of goods of subheading 84798910	739	3.217	29.238	125.123
84799090	Parts of goods of subheading 84798950	1.690.876	4.770.262	14.507.244	43.312.218
84801000	Moulding boxes for metal foundry	23.270	95.921	304.914	1.177.726
84802000	Mould bases	181.857	528.551	1.508.579	3.871.512
84803010	Moulding patterns of copper	1.100	2.528	104.730	159.932
84803090	Moulding patterns of other materials	16.840	140.151	1.957.619	5.067.100
84804100	Moulds for metal/metal carbides injection or compression types	16.132	158.204	501.894	2.695.259
84804900	Moulds; for metal or metal carbides, other than injection or compression types	76.022	1.161.539	501.536	6.844.367
84805000	Moulds for glass	8.589	33.271	168.656	744.723
84806000	Moulds for mineral materials	360.570	2.405.854	1.749.700	5.397.195
84807110	Moulds for footwear soles, injection or compression types	25.509	126.463	283.263	1.642.803
84807190	Other moulds for rubber plastics, injections types	558.253	2.879.198	8.929.003	33.079.862
84807910	Moulds for footwear soles, not injection/compression types	42.950	140.423	632.341	1.627.083
84807990	Other moulds for rubber plastics, not injections types	193.705	703.510	3.758.105	13.224.538
84811011	Sluice / gate valves with 5 cm ? internal diameter ? 40 cm	41.948	132.926	798.275	1.474.998
84811019	Other sluice / gate valves of iron or steel	250.602	1.042.745	5.009.896	14.259.559
84811021	Sluice / gate valves of copper/copper alloy an internal diameter<= 2,5 cm	14.213	51.910	107.576	684.586
84811022	Sluice / gate valves of copper/copper alloy an internal diameter > 2,5 cm	616	8.825	18.022	131.328
84811091	Sluice / gate valves of plastics, 1 cm<=internal diameter<=2,5 cm	1.424	8.808	29.019	75.370
84811099	Other taps, cocks, valves & similar appliances for pipes, boiler shells, tanks, vats or the like	5.494	75.065	82.201	433.492
84812011	Manually operated sluice or gate valves of iron or steel with inlet or outlet of an internal diameter exceeding 5 cm but not exceeding 40 cm	2.485	5.419	58.825	206.794
84812019	Manually operated sluice or gate valves of other than iron or steel with inlet or outlet of an internal diameter exceeding 5 cm but not exceeding 40 cm	38.087	96.010	407.542	1.208.201
84812020	Sluice/gate valves of copper/alloy 1 cm ? int.diam ? 2,5 cm of plastics 1 cm<=int.diam<=2,5 cm for oleohydr/pneumatic	675	35.813	48.081	395.736
84812090	Other sluice/gate valves for oleohydraulic or pneumatic	864.691	2.308.652	9.373.038	27.085.460
84813010	Swing check-valves, of cast iron, with 4 cm<=an inlet of internal diameter ?60 cm	8.911	154.890	139.766	1.192.708
84813020	Swing check-valves of copper or copper alloys, with an internal diameter<= 2.5 cm	2.202	8.331	30.381	117.643
84813040	Swing check-valves of plastics, with 1 cm<=internal diameter<=2,5 cm	271.095	275.202	242.852	318.998
84813090	Other swing check-valves, of cast iron, with 4 cm<=an inlet of internal diameter ?60 cm	121.166	638.899	1.440.805	5.909.734
84814010	Safety or relief valves of copper or copper alloys,with an internal diameter of<=2.5 cm	5.564	20.621	239.354	658.699
84814030	Safety or relief valves of plastics,with 1 cm<=internal diameter<=2,5 cm	130	613	6.001	48.801
84814090	Other safety or relief valves	152.197	415.335	6.485.237	15.649.472
84818011	Valves for inner tubes of copper or copper alloys	107.822	302.755	809.377	2.332.860
84818012	Valves for inner tubes of other materials	43.361	224.954	593.937	1.897.000
84818013	Valves for tubeless tyres of copper or copper alloys	5.578	17.901	149.839	293.788
84818014	Valves for tubeless tyres of other materials	100.951	204.726	713.412	1.457.542
84818021	Liquefied Petroleum Gas (LPG) cylinder valves of copper or copper alloys with inlet/outlet internal diameters<=2.5 cm	1.526	3.239	41.810	93.117
84818022	Liquefied Petroleum Gas (LPG) cylinder valves of copper or copper alloys with inlet/outlet internal diameters > 2.5 cm	8.236	49.498	69.341	384.225
84818030	Cocks and valves, whether or not fitted with piezo-electric igniters, for gas stoves or ranges	190.187	572.930	2.064.067	4.952.868
84818041	Aerated or carbonated liquid bottle valves; valves for gas operated beer dispensing units, of plastics, with an internal diameter of not less than 1 cm and not more than 25 cm	1.933	28.448	12.554	114.711
84818049	Aerated or carbonated liquid bottle valves; valves for gas operated beer dispensing units, of other than plastics, with an internal diameter of not less than 1 cm and not more than 25 cm	132.019	1.074.951	1.029.117	10.462.005

Lanjutan Tabel 2.5

H S	Uraian Komoditi	Berat Bersih (kg)		Nilai CIF (US\$)	
		Maret 2024	Jan–Mar 2024	Maret 2024	Jan–Mar 2024
(1)	(2)	(3)	(4)	(5)	(6)
84818051	Mixing taps and valves, of plastics, with an internal diameter of not less than 1 cm and not more than 25 cm	1.921	31.108	73.084	273.658
84818059	Mixing taps and valves, of other than plastics, with an internal diameter of not less than 1 cm and not more than 25 cm	126.615	573.584	703.140	3.554.936
84818061	Manually operated gate valves of cast iron with 5 cm≤an internal diameter<=40 cm	111.562	341.643	600.316	2.350.621
84818062	Butterfly valves, of cast iron, with an internal diameter of 8 cm or more	222.372	679.625	1.771.912	5.875.469
84818063	Other water pipeline valves	62.626	615.598	532.979	5.127.977
84818064	Hog nipple waterers; of plastics and of not less than 1 cm and not more than 25 cm in internal diameter	–	70	–	78
84818065	Hog nipple waterers; of plastics and more than 25 cm in internal diameter	902	67.203	39.897	391.369
84818066	Nipple joint valves; of plastics and of not less than 1 cm and not more than 25 cm in internal diameter	13.107	80.955	12.397	71.259
84818067	Nipple joint valves; of plastics and more than 25 cm in internal diameter	13.829	180.170	239.301	1.283.831
84818071	Ball valves; of plastics and of not less than 1 cm and not more than 25 cm in internal diameter	31.225	185.255	105.195	778.149
84818072	Ball valves; of plastics and more than 25 cm in internal diameter	214.661	1.624.109	7.096.577	23.856.313
84818073	Gate valves, manually operated, of iron or steel; having inlet and outlet internal diameters of more than 5 cm but not more than 40 cm	467.560	1.091.349	2.269.319	10.957.270
84818074	Gate valves, manually operated, of iron or steel; having inlet and outlet internal diameters of more than 40 cm	40.853	54.990	536.224	635.162
84818077	Gate valves, manually operated, of iron or steel; having inlet and outlet internal diameters of not more than 5 cm	11.227	106.199	699.775	2.599.489
84818078	Manifold valves; of plastics and of not less than 1 cm and not more than 25 cm in internal diameter	1	67	11	3.136
84818079	Manifold valves; of plastics and more than 25 cm in internal diameter	162.716	405.336	971.276	3.764.595
84818081	Pneumatically controlled valves; of plastics and of not less than 1 cm and not more than 25 cm in internal diameter	4.847	773.984	155.475	7.207.083
84818082	Pneumatically controlled valves; of plastics and more than 25 cm in internal diameter	52.428	186.292	1.178.130	4.211.536
84818083	Fuel cut-off valves for vehicles of heading 8702, 8703 or 8704, with an inlet internal diameter of less than 1 cm of plastic	465	2.224	16.351	66.459
84818084	Fuel cut-off valves for vehicles of heading 8702, 8703 or 8704, with an inlet internal diameter not less than 1 cm and not more than 25 cm of plastic	1.413	9.946	40.325	95.004
84818093	Fuel cut-off valves for vehicles of heading 8702, 8703 or 8704, of other material	21.515	132.121	261.706	1.418.391
84818094	Other valves of plastics; with an inlet internal diameter of less than 1 cm	5.562	24.084	46.378	129.360
84818095	Other valves of plastics; with an inlet internal diameter not less than 1 cm and not more than 25 cm	5.013	7.328	36.747	44.336
84818096	Other valves of plastics; with an inlet internal diameter more than 25 cm	217	13.106	3.928	384.998
84818097	Other valves of plastics, manually operated, weighing less than 3 kg, surface treated or made of stainless steel or nickel	5.994	28.839	335.923	665.874
84818098	Water taps of copper or copper alloy with an internal diameter 25 cm or less	84.503	617.362	898.229	6.654.577
84818099	Water taps of copper or copper alloy with an internal diameter more than 25 cm	3.699.911	10.279.657	53.062.045	133.994.952
84819010	Housings for sluice or gate valves with inlet or outlet of an internal diameter exceeding 50 mm but not exceeding 400 mm	64.937	394.322	388.195	3.429.915
84819021	Bodies, for water taps	18.647	67.267	101.904	441.736
84819022	Bodies, for Liquefied Petroleum Gas (LPG) cylinder valves	14	25	5.221	5.311
84819023	Bodies, other than for water taps and LPG cylinder valves	28.053	196.999	254.619	1.137.023
84819029	Other parts for taps, cocks, valves (excluding inner tube valves and valves for tubeless tyres) and similar appliances of 25 mm or less in internal diameter	40.907	175.546	725.859	2.841.039

Lanjutan Tabel 2.5

H S	Uraian Komoditi	Berat Bersih (kg)		Nilai CIF (US\$)	
		Maret 2024	Jan-Mar 2024	Maret 2024	Jan-Mar 2024
(1)	(2)	(3)	(4)	(5)	(6)
84819031	Valve bodies or stems of inner tube or tubeless tyre valves; of copper or copper alloys	5.289	7.963	53.255	85.348
84819039	Valve bodies or stems of inner tube or tubeless tyre valves; other than of copper or copper alloys	15.671	145.992	1.225.704	2.420.428
84819041	Valve cores of inner tube or tubeless tyre valves; of copper or copper alloys	185	209	731	1.020
84819049	Valve cores of inner tube or tubeless tyre valves; other than of copper or copper alloys	69.345	217.448	2.817.795	5.362.969
84819090	Other valve cores of inner tube or tubeless tyre valves	463.619	1.908.964	10.459.587	44.238.325
84821000	Ball bearings	1.564.589	6.272.505	15.045.497	52.702.418
84822000	Tapered roller bearings, including cone and tapered roller assemblies	326.545	1.157.304	4.694.662	14.696.641
84823000	Spherical roller bearings	269.726	811.095	3.552.034	9.384.451
84824000	Needle roller bearings, including cage and needle roller assemblies	102.092	337.928	1.774.829	5.672.961
84825000	Other cylindrical roller bearings, including cage and roller assemblies	200.153	657.545	4.038.709	11.530.663
84828000	Other bearings, including combined ball/roller bearings	810.442	2.312.990	6.993.514	19.051.935
84829100	Parts of ball/roller bearings; balls, needles and rollers	96.565	383.398	627.271	2.333.409
84829900	Parts of ball/roller bearings; other than balls, needles and rollers	527.932	1.857.154	4.465.437	13.792.398
84831010	Transmission shafts and cranks; for machinery of heading 8428 or 8430	72.323	239.688	1.565.338	4.679.061
84831024	Cam shafts and crank shafts for engines of vehicles of Chapter 87; for vehicles of heading 8711	438.644	1.549.088	2.417.290	8.372.241
84831025	Cam shafts and crank shafts for engines of vehicles of Chapter 87; for vehicles other than heading 8711 of a cylinder capacity <= 2.000 cc	450.027	1.482.400	2.774.290	7.942.917
84831026	Cam shafts and crank shafts for engines of vehicles of Chapter 87; for vehicles other than heading 8711 of a 2.000 cc < cylinder capacity <= 3.000 cc	2.402	25.788	66.103	199.294
84831027	Cam shafts and crank shafts for engines of vehicles of Chapter 87; for vehicles other than heading 8711 of a cylinder capacity > 2.000 cc	119.591	337.046	861.497	2.506.260
84831031	Transmission shafts and cranks; of an output <= 2.238 kW	639	1.630	31.598	79.780
84831039	Other transmission shafts and cranks	36.491	123.458	525.987	1.823.992
84831090	Other transmission shafts and cranks; for marine propulsion engines	427.862	1.319.114	5.094.558	14.003.522
84832020	Bearing housings, incorporating ball or roller bearings; for machinery of heading 8429 or 8430	38.210	73.423	122.600	273.205
84832030	Bearing housings, incorporating ball or roller bearings; for engines of vehicles of Chapter 87	15.808	37.949	237.825	558.031
84832090	Bearing housings, incorporating ball or roller bearings; other than for machinery of heading 8429/8430 and engines of vehicles of Chapter 87	235.856	803.566	1.344.285	3.677.288
84833030	Bearing housings, not incorporating ball or roller bearings; plain shaft bearings; for engines of vehicles of Chapter 87	199.364	733.189	3.021.808	9.224.401
84833090	Bearing housings, not incorporating ball or roller bearings; plain shaft bearings; other than for engines of vehicles of Chapter 87	235.942	899.148	5.732.238	15.872.010
84834020	Gears and gearing/wheels/chain sprockets & other transmission elements; ball/roller screws; gear boxes & other speed changers, including torque converters; for marine vessels	129.482	574.711	718.495	3.808.722
84834030	Gears and gearing/wheels/chain sprockets & other transmission elements; ball/roller screws; gear boxes & other speed changers, including torque converters; for machinery of heading 8429/8430	149.337	630.628	3.006.229	10.943.944
84834040	Gears and gearing/wheels/chain sprockets & other transmission elements; ball/roller screws; gear boxes & other speed changers, including torque converters; for engines of vehicles of Chapter 87	236.058	807.106	2.822.144	8.469.269
84834090	Other gears and gearing/wheels/chain sprockets & other transmission elements; ball/roller screws; gear boxes & other speed changers, including torque converters	1.054.779	6.170.204	10.017.177	39.743.627
84835000	Flywheels and pulleys, including pulley blocks	244.625	1.010.458	3.400.526	11.123.751
84836000	Clutches and shaft couplings (including universal joints)	245.921	1.254.216	3.932.951	13.040.496

Tabel-tabel

Lanjutan Tabel 2.5

H S	Uraian Komoditi	Berat Bersih (kg)		Nilai CIF (US\$)	
		Maret 2024	Jan-Mar 2024	Maret 2024	Jan-Mar 2024
(1)	(2)	(3)	(4)	(5)	(6)
84839011	Toothed wheels, chain sprockets and other transmission elements presented separately; parts of goods of subheading 848310; for tractors of subheading 870110 or 870191 to 870195	1.000	6.001	19.735	75.229
84839013	Toothed wheels, chain sprockets and other transmission elements presented separately; parts of goods of subheading 848310; for other tractors of heading 8701	3.978	6.841	107.189	134.395
84839014	Toothed wheels, chain sprockets and other transmission elements presented separately; parts of goods of subheading 848310; for goods of heading 8711	57.342	216.618	488.424	1.701.607
84839015	Toothed wheels, chain sprockets and other transmission elements presented separately; parts of goods of subheading 848310; for other goods of Chapter 87	12.133	44.600	163.788	406.231
84839019	Toothed wheels, chain sprockets and other transmission elements presented separately; parts of goods of subheading 848310 other than of HS 84839011 - 84839015	120.753	442.012	1.320.740	4.364.294
84839091	Toothed wheels, chain sprockets and other transmission elements presented separately; parts of goods of subheading 848310; for tractors of subheading 870110 or 870191 to 870195	4.997	16.062	310.831	689.155
84839093	Toothed wheels, chain sprockets and other transmission elements presented separately; other than parts of goods of subheading 848310; for other tractors of heading 8701	381	9.915	31.363	46.470
84839094	Toothed wheels, chain sprockets and other transmission elements presented separately; other than parts of goods of subheading 848310; for goods of heading 8711	8.420	42.382	44.173	183.532
84839095	Toothed wheels, chain sprockets and other transmission elements presented separately; other than parts of goods of subheading 848310; for other goods of Chapter 87	6.938	43.422	76.874	328.280
84839099	Toothed wheels, chain sprockets and other transmission elements presented separately; other than parts of goods of subheading 848310 other than of HS 84839091 - 84839055	425.444	1.735.068	4.808.462	14.841.342
84841000	Gaskets and similar joints of metal sheeting combined with other material or of two or more layers of metal	267.543	817.358	4.715.282	14.927.457
84842000	Mechanical seals	371.506	760.174	7.185.414	19.656.679
84849000	Other gaskets and similar joints of metal sheeting combined with other material or of two or more layers of metal; sets or assortments of gaskets and similar joints, dissimilar in composition, put up in pouches, envelopes or similar packings; mechanical seals	119.097	447.613	4.796.648	12.958.858
84851000	Machines for additive manufacturing; by metal deposit	25.534	25.548	1.680.214	1.680.556
84852000	Machines for additive manufacturing; by plastic or rubber deposit	3.257	13.057	93.654	195.484
84853090	Machines for additive manufacturing; by laster/cement/ceramics deposit	—	65	—	216
84858000	Other machines for additive manufacturing	—	67	—	899
84859010	Parts of machines for additive manufacturing; of subheading 84852000	1	286	484	1.989
84859090	Parts of machines for additive manufacturing; other than of subheading 84852000	470	3.739	8.392	136.666
84861010	Apparatus for rapid heating of semiconductor wafers	278	1.063	240	134.061
84861020	Spin dryers for semiconductor wafer processing	1	41	26	1.903
84861030	Machines for working any material by removal of material, by laser or other light or photon beam in the production of semiconductor wafers	115	163	26.970	28.790
84861040	Machines and apparatus for sawing monocrystal semiconductor boules into slices, or wafers into chips	112	112	3.934	3.934
84861050	Grinding, polishing and lapping machines for processing of semiconductor wafers	23	77	2.438	3.000
84861090	Machines and apparatus for the manufacture of boules or wafers n.e.c. in subheading 848610	183	10.401	5.674	226.311
84862019	Film formation equipment other than HS 84862011, 84862012, 84862013	—	1.846	—	76.386
84862029	Doping equipment; other than ion implanters for doping semiconductor materials	15	3.504	236	12.788

Lanjutan Tabel 2.5

H S	Uraian Komoditi	Berat Bersih (kg)		Nilai CIF (US\$)	
		Maret 2024	Jan-Mar 2024	Maret 2024	Jan-Mar 2024
(1)	(2)	(3)	(4)	(5)	(6)
84862031	Deflash machines for cleaning and removing contaminants from the metal leads of semiconductor packages prior to the electroplating process; spraying appliances for etching, stripping or cleaning semiconductor wafers	—	1.613	—	203.568
84862033	Apparatus for wet etching, developing, stripping or cleaning semiconductor wafers	—	4	—	383
84862039	Other etching and stripping equipment	1.191	1.278	16.356	18.210
84862049	Other lithography equipment	—	638	—	15.695
84862059	Other equipment for developing exposed wafers	—	590	—	517
84862091	Lasercutters for cutting contacting tracks in semiconductor production by laser beam	5	485	2.211	43.270
84862092	Machines for bending, folding and straightening semiconductor leads	72	72	562	562
84862093	Resistance heated furnaces and ovens for the manufacture of semiconductor devices on semiconductor wafers	40	40	954	954
84862095	Automated machines for the placement or the removal of components or contact elements on semiconductor materials	97	4.648	9.479	53.063
84862099	Other machines and apparatus for the manufacture of semiconductor devices or of electronic integrated circuits	552	19.323	31.466	451.471
84863010	Apparatus for dry etching patterns on flat panel display substrates	22	56	289	4.489
84863030	Apps; chemical vapour deposition for flat panel display production; spinners for coating photosensitive emulsions on flat panel display substrate; for physical deposition on flat panel display substrate	516	516	42.319	42.319
84863090	Other machines and apparatus for the manufacture of flat panel displays	7	2.180	3.265	11.824
84864010	Focused ion beam milling machines to produce or repair masks and reticles for patterns on semiconductor devices	9	10	24.706	26.242
84864020	Die attach apps, tape automated bonders, wire bonders & encapsulation equip for the assem of semiconductors; automated machines for transport, handling & storage of semiconductor wafers, wafer cassettes, wafer box & oth materials for semiconductor devices	580	359.903	90.030	962.317
84864030	Moulds for manufacture of semiconductor devices	63	45.345	7.186	480.860
84864090	Other machines and apparatus specified in Note 11 ©	342.940	449.259	6.262.313	7.864.408
84869011	Parts and accessories of machines and apparatus for the manufacture of boules or wafers of apparatus for rapid heating of semiconductor wafers	98	414	74.787	168.813
84869013	Parts and accessories of machines for working any material by removal of material, by laser or other light or photon beam in the production of semiconductor wafers	116	405	4.234	13.799
84869014	Tool holders and self-opening dieheads; work holders; dividing heads and other special attachments for machine-tools	25	152	5.795	21.328
84869015	Other parts and accessories of machines for sawing monocrystal semiconductor boules into slices, or wafers into chips	1.035	3.664	37.221	129.843
84869016	Parts and accessories of grinding, polishing and lapping machines for processing of semiconductor wafers	2	154	187	10.454
84869019	Parts and accessories of machines and apparatus for the manufacture of semiconductor devices or of electronic integrated circuits other than of hs codes 84869021-84869028	868	101.550	101.233	628.828
84869022	Parts and accessories of epitaxial deposition machines for semiconductor wafers; of spinners for coating photographic emulsions on semiconductor wafers	342	342	16.816	16.816
84869024	Tool holders and self-opening dieheads; work holders; dividing heads and other special attachments for machine-tools of of spraying appliances for etching, stripping or cleaning	1	254	261	11.678
84869025	Oth parts and accessories of spraying appliances for etching, stripping/cleaning semiconductor wafers; of apps for wet etching, developing, stripping/cleaning semiconductor wafers; of dry etching patterns on semiconductor materials	413	1.539	18.293	64.803
84869026	Tool holders and self-opening dieheads; workholders; dividing heads and other special attachments for machine-tools of dicing machines for scribing or scoring semiconductor wafers	—	5	—	25.357

Tabel-tabel

Lanjutan Tabel 2.5

H S	Uraian Komoditi	Berat Bersih (kg)		Nilai CIF (US\$)	
		Maret 2024	Jan-Mar 2024	Maret 2024	Jan-Mar 2024
(1)	(2)	(3)	(4)	(5)	(6)
84869029	Parts and accessories of machines and apparatus for the manufacture of semiconductor devices or of electronic integrated circuits, n.e.c. in subheading 848690.2	1.604	2.957	38.146	94.621
84869031	Parts and accessories of apparatus for dry etching patterns on flat panel display substrates	—	5	—	500
84869032	Tool holders and self-opening dieheads; work holders; dividing heads and other special attachments for machine-tools of apparatus for wet etching, developing, stripping or cleaning flat panel displays	2.786	10.843	50.265	422.645
84869033	Other parts and accessories of apparatus for wet etching, developing, stripping or cleaning flat panel displays	94	96	1.606	1.610
84869035	Parts and accessories of spinners for coating photosensitive emulsions on flat panel display substrates	—	1	—	580
84869036	Parts and accessories of apparatus for physical deposition on flat panel display substrates	9	9	1.001	1.001
84869039	Parts and accessories of machines and apparatus for the manufacture of flat panel displays, n.e.c. in subheading 848690.3	28	40	19.867	29.518
84869041	Parts and accessories of focused ion beam milling machines to produce or repair masks and reticles for patterns on semiconductor devices	—	23	—	764
84869042	Parts and accessories of die attach apparatus, tape automated bonders, wire bonders and of encapsulation equipment for assembly of semiconductors	94	3.846	119.113	421.956
84869046	Parts and accessories of pattern generating apparatus of a kind used for producing masks or reticles from photoresist coated substrates, including printed circuit assemblies	1	1	81	81
84869049	Parts and accessories of machines or apparatus specified in Note 11 (C) to this Chapter, n.e.c. in subheading 848690.4	4.635	99.119	401.763	3.047.610
84871000	Ships' or boats' propellers and blades therefor	150.872	345.338	2.132.561	4.860.987
84879000	Other machinery parts, not containing electrical connectors, insulators, coils, contacts or other electrical features, not specified or included elsewhere in this Chapter	288.575	721.881	4.544.348	11.544.755
85011021	Of a kind used for the goods of heading 8415, 8418, 8450, 8509 or 8516 parts and accessories of machines for sawing monocrystal semiconductor boules into slices, or wafers into chips	95.260	173.448	482.903	1.107.196
85011022	Other, of an output not exceeding 5 W parts and accessories of machines for sawing monocrystal semiconductor boules into slices, or wafers into chips	5.186	20.003	381.831	1.385.011
85011029	Other stepper motors of an output not exceeding 375 W	79.554	294.419	1.236.561	3.277.772
85011030	Spindle motor of an output not exceeding 375 W	26.368	100.979	142.390	446.077
85011041	Of a kind used for the goods of heading 8415, 8418, 8450, 8509 or 8516 parts and accessories of machines for sawing monocrystal semiconductor boules into slices, or wafers into chips	20.955	84.753	354.899	1.339.852
85011049	Other DC motors; other than used for the goods of heading 8415, 8418, 8450, 8509 or 8516; of an output not exceeding 375 W	73.052	209.927	1.112.921	3.372.583
85011051	Of a kind used for the goods of heading 8415, 8418, 8450, 8509 or 8516 parts and accessories of machines for sawing monocrystal semiconductor boules into slices, or wafers into chips	386	5.268	2.962	23.339
85011059	Stepper motors; other than used for the goods of heading 8415, 8418, 8450, 8509 or 8516	48.985	199.634	120.940	715.385
85011060	Other motors including universal (AC/DC) motors; spindle motors	4	89	702	13.646
85011091	Of a kind used for the goods of heading 8415, 8418, 8450, 8509 or 8516 parts and accessories of machines for sawing monocrystal semiconductor boules into slices, or wafers into chips	579.184	1.603.446	1.638.678	5.474.808
85011099	Other motors including universal (AC/DC) motors; other than used for the goods of heading 8415, 8418, 8450, 8509 or 8516	198.852	595.476	1.839.302	5.895.119
85012012	Universal AC/DC motors of an output not exceeding 1 kW; Of a kind used for the goods of heading 8415, 8418, 8450, 8509 or 8516	164.915	405.421	1.246.369	4.078.754
85012019	Universal AC/DC motors of an output not exceeding 1 kW other than; of a kind used for the goods of heading 8415, 8418, 8450, 8509 or 8516	97.677	468.607	297.672	1.476.055
85012021	Universal AC/DC motors of an output exceeding 1 kW; of a kind used for the goods of heading 8415, 8418, 8450, 8509 or 8516	3	357	662	1.975



Lanjutan Tabel 2.5

H S	Uraian Komoditi	Berat Bersih (kg)		Nilai CIF (US\$)	
		Maret 2024	Jan–Mar 2024	Maret 2024	Jan–Mar 2024
(1)	(2)	(3)	(4)	(5)	(6)
85012029	Universal AC/DC motors of an output exceeding 1 kW other than; of a kind used for the goods of heading 8415, 8418, 8450, 8509 or 8516	8.125	110.697	121.197	603.963
85013130	Parts and accessories motors of a kind used for the goods of heading 8415, 8418, 8450, 8509 or 8516	18.437	66.688	366.015	1.058.838
85013160	Parts and accessories motors of a kind used for vehicles in chapter 87	32.919	267.591	570.154	4.689.956
85013170	DC motors of an output not exceeding 750 W of a kind used other than for HS Codes 85013130 & 85013160	115.703	420.850	1.518.053	4.840.924
85013180	Parts and accessories generators	4.218	8.441	62.424	130.873
85013221	Motors of a kind used for the goods of heading 8415, 8418, 8450, 8509 or 8516 parts and accessories of machines for sawing monocrystal semiconductor boules into slices, or wafers into chips	1.662	4.201	16.939	45.819
85013224	Motors of a kind used for vehicles in Chapter 87 parts and accessories of machines for sawing monocrystal semiconductor boules into slices, or wafers into chips	5.671	15.455	24.646	174.301
85013225	Other motors of an output exceeding 750 W but not exceeding 375 kW	36.466	119.212	234.792	707.918
85013226	Generators parts and accessories of machines for sawing monocrystal semiconductor boules into slices, or wafers into chips	1.139	4.982	7.363	28.071
85013231	Motors of a kind used for the goods of heading 8415,8418 or 8450 parts and accessories of machines for sawing monocrystal semiconductor boules into slices, or wafers into chips	25	300	505	5.844
85013232	Other motors of an output exceeding 375 kW but not exceeding 75 kW	2.697	11.477	48.408	211.102
85013233	Generators parts and accessories of machines for sawing monocrystal semiconductor boules into slices, or wafers into chips	15.126	21.295	138.797	214.383
85013310	Parts and accessories of an output exceeding 75 kW but not exceeding 375 kW of a kind used for vehicles in chapter 87	388	597	3.069	5.058
85013390	Parts and accessories of an output exceeding 75 kW but not exceeding 375 kW other than used for vehicles in chapter 87	867	265.891	30.810	1.129.770
85013400	Parts and accessories of an output exceeding 375 kW	2.935	367.344	43.242	1.990.778
85014011	AC motors, single-phase of an output not exceeding 1 kW; of a kind used for the goods of heading 8415, 8418, 8450, 8509 or 8516	933.388	3.018.708	2.289.946	7.082.849
85014019	AC motors, single-phase of an output not exceeding 1 kW other than; of a kind used for the goods of heading 8415, 8418, 8450, 8509 or 8516	1.568.732	7.114.466	4.244.946	19.253.760
85014021	AC motors, single-phase of an output exceeding 1 kW of a kind used for the goods of heading 8415, 8418, 8450, 8509 or 8516	2.508	155.072	103.896	731.642
85014029	AC motors, single-phase of an output exceeding 1 kW other than; of a kind used for the goods of heading 8415, 8418, 8450, 8509 or 8516	445.711	1.639.325	1.576.310	5.719.273
85015111	AC motors, multi-phase; of an output not exceeding 750 W of a kind used for the goods of heading 8415, 8418, 8450, 8509 or 8516	1.845	11.247	28.566	154.998
85015119	AC motors, multi-phase; of an output not exceeding 750 W other than of a kind used for the goods of heading 8415, 8418, 8450, 8509 or 8516	60.523	362.266	1.119.257	3.535.526
85015211	AC motors, multi-phase; of an output not exceeding 1k W of a kind used for the goods of heading 8415, 8418, 8450, 8509 or 8516	536	6.684	14.877	48.160
85015212	AC motors, multi-phase; of an output not exceeding 1k W of a kind used for vehicles in Chapter 87	10.577	13.733	74.024	107.198
85015219	AC motors, multi-phase; of an output not exceeding 1k W other than of a kind used for HS Codes 85015211 & 85015212	122.463	835.593	866.327	3.164.830
85015221	AC motors, multi-phase; of an output exceeding 1 kW but not exceeding 375 kW of a kind used for the goods of heading 8415, 8418, 8450, 8509 or 8516	668	30.806	12.141	98.833
85015222	AC motors, multi-phase; of an output exceeding 1 kW but not exceeding 375 kW of a kind used for vehicles in Chapter 87	372	16.816	21.698	152.389
85015229	AC motors, multi-phase; of an output exceeding 1 kW but not exceeding 375 kW of a kind used for HS Codes 85015221 & 85015222	606.590	2.123.758	3.058.027	9.993.842
85015231	AC motors, multi-phase; of an output exceeding 375 kW but not exceeding 75 kW of a kind used for the goods of heading 8415, 8418, 8450	–	20.454	–	60.381

Tabel-tabel

Lanjutan Tabel 2.5

H S	Uraian Komoditi	Berat Bersih (kg)		Nilai CIF (US\$)	
		Maret 2024	Jan-Mar 2024	Maret 2024	Jan-Mar 2024
(1)	(2)	(3)	(4)	(5)	(6)
85015232	AC motors, multi-phase; of an output exceeding 375 kW but not exceeding 75 kW of a kind used for vehicles in Chapter 87	—	4.328	—	3.996
85015239	AC motors, multi-phase; of an output exceeding 375 kW but not exceeding 75 kW other than of a kind used for HS Code 85015231 & 85015232	131.311	1.117.352	865.459	7.787.295
85015310	AC motors, multi-phase; of an output not exceeding 75 kW of a kind used for vehicles in Chapter 87	6.551	12.512	27.904	48.195
85015390	AC motors, multi-phase; of an output not exceeding 75 kW other than of a kind used for vehicles in Chapter 87	867.443	2.685.922	5.943.794	17.426.101
85016110	AC generators (alternators), other than photovoltaic generators of an output not exceeding 125 kVA	70.164	224.655	142.241	671.898
85016120	AC generators (alternators), other than photovoltaic generators of an output exceeding 125 kVA	83.317	334.125	334.472	1.249.121
85016210	AC generators (alternators), other than photovoltaic generators of an output exceeding 75 kVA but not exceeding 150 kVA	10.648	79.258	31.458	357.061
85016220	AC generators (alternators), other than photovoltaic generators of an output exceeding 150 kVA but not exceeding 375 kVA	5.435	34.756	37.602	221.226
85016300	AC generators (alternators), other than photovoltaic generators of an output exceeding 375 kVA but not exceeding 750 kVA	29.607	43.749	327.965	458.908
85016400	AC generators (alternators), other than photovoltaic generators of an output exceeding 750 kVA	34.901	99.920	526.930	1.631.067
85017100	Photovoltaic DC generators of an output not exceeding 50 W	30	31	645	1.291
85017210	Photovoltaic DC generators of an output not exceeding 750 W	1.511	5.056	25.266	274.547
85017230	Photovoltaic DC generators of an output exceeding 375 W but not exceeding 75 kW	1.336	1.336	36.000	36.000
85017240	Photovoltaic DC generators of an output exceeding 75 kW	—	594	—	4.708
85018010	Photovoltaic AC generators of an output not exceeding 75 kVA	—	2.479	—	15.691
85018040	Photovoltaic AC generators of an output exceeding 750 kVA	41	215	2.129	6.176
85021100	Generating sets with compression- ignition internal combustion piston engines (diesel or semi-diesel engines) of an output not exceeding 75 kVA	561.048	3.059.388	3.796.816	15.767.060
85021210	Generating sets with compression- ignition internal combustion piston engines (diesel or semi-diesel engines) of an output exceeding 75 kVA but not exceeding 125 kVA	169.268	813.291	1.205.344	4.799.324
85021220	Generating sets with compression- ignition internal combustion piston engines (diesel or semi-diesel engines) of an output exceeding 125 kVA but not exceeding 375 kVA	1.038.838	3.976.409	2.875.780	8.932.807
85021320	Generating sets with compression- ignition internal combustion piston engines (diesel or semi-diesel engines) of an output of 12,500 kVA or more	2.479	114.443	93.000	3.468.505
85021390	Generating sets with compression- ignition internal combustion piston engines (diesel or semi-diesel engines) of an 375 kVA < output < 12,500 kVA	561.553	2.925.069	6.374.532	31.467.808
85022010	Generating sets with spark -ignition internal combustion piston engines ; of an output not exceeding 75 kVA	781.230	2.345.868	2.405.229	7.409.349
85022020	Generating sets with spark -ignition internal combustion piston engines ; of an output exceeding 75 kVA but not exceeding 100 kVA	37	2.170	159	18.363
85022030	Generating sets with spark -ignition internal combustion piston engines ; of an output exceeding 100 kVA but not exceeding 10,000 kVA	297.553	371.558	8.856.142	10.238.688
85022042	Generating sets with spark -ignition internal combustion piston engines ; of an output of 12,500 kVA or more	—	19	—	1.136
85022049	Generating sets with spark -ignition internal combustion piston engines ; of an 10,000 kVA < output < 12,500 kVA	28.508	228.055	64.558	4.452.931
85023110	Other generating sets wind-powered of an output not exceeding 10,000 kVA	—	983	—	679
85023910	Other generating sets ; other of an output not exceeding 10 kVA	122.550	123.973	13.015.444	13.021.971
85023920	Other generating sets ; other of an output exceeding 10 kVA but not exceeding 10,000 kVA	120.138	2.138.150	2.054.208	36.912.973
85023932	Of an output of 12,500 kVA or more parts and accessories of machines for sawing monocrystal semiconductor boules into slices, or wafers into chips	483.796	781.095	5.896.684	6.798.187

Lanjutan Tabel 2.5

H S	Uraian Komoditi	Berat Bersih (kg)		Nilai CIF (US\$)	
		Maret 2024	Jan–Mar 2024	Maret 2024	Jan–Mar 2024
(1)	(2)	(3)	(4)	(5)	(6)
85023939	Other generating sets; other than wind-powered; of an 10.000 kVA < output <= 12.500 kVA	140.139	167.718	4.245.392	4.714.665
85024000	Electric rotary converters	63	82.743	6.808	1.694.368
85030020	Parts of generators (including generating sets) of heading 8501 or 8502, of an output of 12,500 kVA or more	10.128	153.738	157.916	3.179.080
85030090	Other parts suitable for use solely or principally with the machines of heading 8501 or 8502	2.209.198	5.911.381	16.184.784	47.278.519
85041000	Ballasts for discharge lamps or tubes	965	62.494	21.911	408.513
85042111	Instrument transformers with a power handling capacity <= 1 kVA and of a high side voltage of 110 kV or more; liquid dielectric transformers	56.746	106.060	427.562	746.627
85042119	Instrument transformers with a 1 kVA < power handling capacity <= 5 kVA and of a high side voltage of 110 kV or more; liquid dielectric transformers	578.877	916.239	14.376.972	29.438.391
85042192	Instrument transformers with a 5 kVA < power handling capacity <= 10 kVA and of a high side voltage of 110 kV or more; liquid dielectric transformers	–	8.083	–	15.021
85042193	Instrument transformers with a 5 kVA < power handling capacity <= 10 kVA and of a high side voltage of 66 kV or more, but less than 110 kV; liquid dielectric transformers	–	210	–	4.062
85042199	Instrument transformers with a 5 kVA < power handling capacity <= 10 kVA and of a high side voltage of less than 66 kV; liquid dielectric transformers	15.316	65.608	223.821	851.746
85042219	Liquid dielectric transformers; having a power handling capacity exceeding 650 kVA but not exceeding 10,000 kVA; of a high side voltage of less than 66 kV	226.330	290.376	779.061	1.320.678
85042292	Of a high side voltage of 110 kV or more parts and accessories of machines for sawing monocrystal semiconductor boules into slices, or wafers into chips	–	238.734	–	4.372.067
85042299	Liquid dielectric transformers; having a power handling capacity exceeding 650 kVA but not exceeding 10,000 kVA; other than step-voltage regulators; of a high side voltage of less than 66 kV	644.638	1.010.739	4.276.196	8.025.166
85042310	Parts and accessories having a power handling capacity not exceeding 15,000 kVA	397.776	490.164	4.590.680	5.471.320
85042321	Not exceeding 20,000 kVA parts and accessories of machines for sawing monocrystal semiconductor boules into slices, or wafers into chips	–	71.710	–	795.960
85042329	Liquid dielectric transformers having a power handling capacity exceeding 15,000 kVA ; other than not exceeding 20,000 kVA and exceeding 20,000 kVA but not exceeding 30,000 kVA	330.711	2.302.650	1.769.771	11.810.671
85043111	With a voltage rating of 110 kV or more parts and accessories of machines for sawing monocrystal semiconductor boules into slices, or wafers into chips	12.241	35.831	284.910	767.638
85043113	With a voltage rating of 1 kV or more, but less than 66 kV parts and accessories of machines for sawing monocrystal semiconductor boules into slices, or wafers into chips	961	8.235	11.992	81.026
85043119	Other transformers instrument potential transformers other than with a voltage rating of 110 kV or more ; 66 kV or more but less than 110 kV and 1 kV or more but less than 66 kV	9.961	55.448	162.608	707.891
85043121	Other transformers instrument current transformers ; Ring type current transformers with a voltage rating not exceeding 220 kV	26.331	46.363	1.101.234	2.453.476
85043122	Other transformers instrument current transformers ; other than Ring type current transformers with a voltage rating not exceeding 220 kV	2.444	60.879	25.666	489.512
85043124	With a voltage rating of 1 kV or more, but less than 66 kV parts and accessories of machines for sawing monocrystal semiconductor boules into slices, or wafers into chips	3.343	6.624	94.471	174.074
85043129	Other transformers instrument current transformers ; other than with a voltage rating of 110 kV or more ; of 66 kV or more but less than 110 kV and of 1 kV or more but less than 66 kV	6.066	16.248	409.445	606.490
85043130	Parts and accessories flyback transformers	3.671	29.296	280.432	907.233
85043140	Parts and accessories intermediate frequency transformers	3.555	31.907	157.995	1.054.594

Tabel-tabel

Lanjutan Tabel 2.5

H S	Uraian Komoditi	Berat Bersih (kg)		Nilai CIF (US\$)	
		Maret 2024	Jan–Mar 2024	Maret 2024	Jan–Mar 2024
(1)	(2)	(3)	(4)	(5)	(6)
85043191	Of a kind used with toys, scale models or similar recreational models parts and accessories of machines for sawing monocrystal semiconductor boules into slices, or wafers into chips	326	2.005	3.964	5.091
85043192	Other matching transformers parts and accessories of machines for sawing monocrystal semiconductor boules into slices, or wafers into chips	3.432	10.644	133.336	294.400
85043193	Step up/down transformers; slide regulators parts and accessories of machines for sawing monocrystal semiconductor boules into slices, or wafers into chips	541	5.058	45.419	201.543
85043199	Other transformers otherthan of a kind used with toys, scale models or similar recreational models ; other matching transformers and step up/down transformers ; slide regulators	32.533	221.079	995.813	4.266.266
85043211	Matching transformers parts and accessories of machines for sawing monocrystal semiconductor boules into slices, or wafers into chips	–	592	–	18.213
85043219	Other transformers instrument transformer (potential and current) of a power handling capacity not exceeding 5 kVA ; otherthan matching transformers	3.010	241.586	145.613	817.528
85043220	Parts and accessories other, of a kind used with toys, scale models or similar recreational models	1.902	5.489	11.803	25.308
85043241	Matching transformers parts and accessories of machines for sawing monocrystal semiconductor boules into slices, or wafers into chips	13	1.611	211	45.047
85043249	Other, of a power handling capacity not exceeding 10 kVA otherthan matching transformers	1.095	4.393	12.793	46.193
85043251	Matching transformers parts and accessories of machines for sawing monocrystal semiconductor boules into slices, or wafers into chips	3.206	3.208	2.178	2.304
85043259	Other, of a power handling capacity exceeding 10 kVA otherthan matching transformers	3.042	7.276	59.271	140.466
85043311	Matching transformers parts and accessories of machines for sawing monocrystal semiconductor boules into slices, or wafers into chips	–	6.918	–	91.268
85043319	Other transformers of a high side voltage of 66 kV or more ; otherthan matching transformers	7.407	11.711	10.919	47.487
85043399	Other transformers having a power handling capacity exceeding 16 kVA but not exceeding 500 kVA ; otherthan matching transformers	8.251	80.664	126.544	1.173.272
85043411	Matching transformers ; having a power handling capacity exceeding 10,000 kVA and of a high side voltage of 66 kV or more	2	5	103	604
85043412	Explosion proof dry type transformers ; having a power handling capacity exceeding 10,000 kVA and of a high side voltage of 66 kV or more	21.980	50.009	124.764	600.644
85043413	Other transformers having a power handling capacity exceeding 10,000 kVA and of a high side voltage of 66 kV or more ; otherthan matching transformers ; explosion proof dry type transformers	–	679.177	–	3.879.392
85043414	Matching transformers having a power handling capacity not exceeding 15,000 kVA	–	2	–	1.238
85043419	Other transformers having a power handling capacity not exceeding 15,000 kVA ; otherthan matching transformers ; explosion proof dry type transformers	182.847	455.478	1.339.836	3.619.710
85043423	Explosion proof dry type transformers of a high side voltage of 66 kV or more	–	97	–	570
85043424	Other transformers of a high side voltage of 66 kV or more ; otherthan matching transformers ; explosion proof dry type transformers	8	578	483	6.607
85043426	Explosion proof dry type transformers having a power handling capacity exceeding 15,000 kVA	–	20.800	–	160.600
85043429	Other transformers having a power handling capacity exceeding 15,000 kVA ; otherthan matching transformers ; explosion proof dry type transformers	37.467	129.887	413.148	1.390.520
85044011	Parts and accessories uninterruptible power supplies (ups)	420.378	1.126.593	4.572.429	12.940.012

Lanjutan Tabel 2.5

H S	Uraian Komoditi	Berat Bersih (kg)		Nilai CIF (US\$)	
		Maret 2024	Jan-Mar 2024	Maret 2024	Jan-Mar 2024
(1)	(2)	(3)	(4)	(5)	(6)
85044019	Static converters Inverters ; for automatic data processing machines and units thereof and telecommunications apparatus otherthan uninterruptible power supplies (UPS)	323.217	1.240.682	9.210.817	30.652.147
85044020	Static converters battery chargers having a rating exceeding 100 kVA	164.002	694.788	1.327.728	4.463.106
85044030	Static converters other rectifiers	79.623	201.350	1.352.960	3.636.762
85044040	Static converters Inverters	417.465	1.220.806	8.108.680	25.849.562
85044090	Other static converters other than of subheading 85044011, 85044019, 85044020, 85044030, 85044040	1.060.811	4.816.430	21.565.059	80.830.671
85045010	Inductors for power supplies for automatic data processing machines and units thereof, and for telecommunications apparatus	66.634	337.837	3.408.820	12.620.371
85045020	Chip type fixed inductors	11.021	75.030	1.201.808	4.743.145
85045093	Parts and accessories having a power handling capacity not exceeding 2,500 kva	26.173	74.330	531.478	1.548.334
85045094	Parts and accessories having a power handling capacity exceeding 2,500 kva but not exceeding 10,000 kva	235	3.688	10.264	30.295
85045095	Parts and accessories having a power handling capacity exceeding 10,000 kva	23.209	93.811	113.691	361.847
85049010	Parts of goods of subheading 850410	7.647	33.409	53.048	284.375
85049020	Printed circuit assemblies for the goods of subheading 85044011, 85044019 or 85045010	45.847	122.201	718.509	2.533.621
85049031	Radiator panels; flat tube radiator assemblies of a kind used for distribution and power transformers for electrical transformers of a capacity not exceeding 10,000 kVA	31.835	148.114	85.755	352.789
85049039	Parts for electrical transformers of a capacity not exceeding 10000 kVA other than subheading 85049041	218.391	786.725	635.928	2.256.458
85049041	Radiator panels; flat tube radiator assemblies of a kind used for distribution and power transformers for electrical transformers of a capacity exceeding 10,000 kVA	17	19.916	431	82.227
85049049	Parts for electrical transformers of a capacity exceeding 10000 kVA other than subheading 85049049	5.028	216.751	82.260	863.761
85049090	Other parts of electrical transformers, static converters and inductors	860.415	2.281.477	3.946.916	13.133.494
85051100	Permanent magnets and articles intended to become permanent magnets after magnetisation of metal	118.346	519.146	1.317.134	4.884.993
85051900	Permanent magnets and articles intended to become permanent magnets after magnetisation of other than metal	1.023.778	2.254.284	2.629.140	7.289.651
85052000	Electro-magnetic couplings, clutches and brakes	168.154	752.905	1.511.066	5.745.917
85059010	Electro-magnets of a kind used solely or principally for magnetic resonance imaging apparatus other than electromagnets of heading 9018	3.842	14.388	30.592	209.451
85059020	Electro-magnetic lifting heads	1.047	11.504	17.376	102.344
85059090	Other electro-magnets, including parts	23.971	127.957	588.975	2.541.856
85061011	Primary cells and primary batteries; manganese dioxide; having an external volume <= 300 cm3; zinc-carbon	44.195	104.209	215.721	510.131
85061012	Primary cells and primary batteries; manganese dioxide; having an external volume <= 300 cm3; alkaline	85.083	202.365	493.028	1.181.820
85061019	Primary cells and primary batteries; manganese dioxide; having an external volume <= 300 cm3; other than zinc-carbon/alkaline	85	28.431	14.974	53.711
85061091	Primary cells and primary batteries; manganese dioxide; having an external volume > 300 cm3; zinc-carbon	—	1.294	—	6.224
85061099	Primary cells and primary batteries; manganese dioxide; having an external volume > 300 cm3; other than zinc-carbon	132.973	320.158	177.382	532.925
85063000	Primary cells and primary batteries; mercuric oxide	135	555	23.388	25.949
85064000	Primary cells and primary batteries; silver oxide	1.451	14.690	197.421	1.620.050
85065000	Primary cells and primary batteries; lithium	11.816	107.231	791.318	5.948.059
85066010	Primary cells and primary batteries; air-zinc; having an external volume <= 300 cm3	258	638	17.576	25.535
85066090	Primary cells and primary batteries; air-zinc; having an external volume > 300 cm3	18.957	133.036	173.581	1.484.641
85068030	Other primary cells and primary batteries; having an external volume <= 300 cm3	443	1.302	6.610	17.025
85068090	Other primary cells and primary batteries; having an external volume > 300 cm3	122.202	527.401	2.771.236	8.801.753

Tabel-tabel

Lanjutan Tabel 2.5

H S	Uraian Komoditi	Berat Bersih (kg)		Nilai CIF (US\$)	
		Maret 2024	Jan–Mar 2024	Maret 2024	Jan–Mar 2024
(1)	(2)	(3)	(4)	(5)	(6)
85069000	Parts of primary cells and primary batteries	538.837	1.507.174	5.240.998	14.387.572
85071010	Lead-acid, used for starting piston engines; used for aircraft	73.570	487.657	171.290	1.244.305
85071092	Lead-acid, used for starting piston engines; other than for aircraft; nominal voltage of 6 V or 12 V, with a discharge capacity ≤ 200 Ah; of a height (excluding terminals and handles) ≤ 13 cm	297.255	1.112.546	380.891	1.300.949
85071095	Lead-acid, used for starting piston engines; other than for aircraft; nominal voltage of 6 V or 12 V, with a discharge capacity ≤ 200 Ah; 13 < height (excluding terminals and handles) ≤ 23 cm	1.586.711	3.532.120	4.984.867	10.712.858
85071096	Lead-acid, used for starting piston engines; other than for aircraft; nominal voltage of 6 V or 12 V, with a discharge capacity ≤ 200 Ah; of a height (excluding terminals and handles) > 23 cm	43.659	159.358	129.183	578.072
85071097	Lead-acid, used for starting piston engines; other than for aircraft; nominal voltage of 6 V or 12 V, with a discharge capacity > 200 Ah; of a height (excluding terminals and handles) ≤ 13 cm	22	140.186	430	290.857
85071098	Lead-acid, used for starting piston engines; other than for aircraft; nominal voltage of 6 V or 12 V, with a discharge capacity > 200 Ah; 13 < height (excluding terminals and handles) ≤ 23 cm	100.847	540.018	282.177	1.274.067
85071099	Lead-acid, used for starting piston engines; other than for aircraft; nominal voltage of 6 V or 12 V, with a discharge capacity > 200 Ah; of a height (excluding terminals and handles) > 23 cm	765.086	3.769.496	1.777.395	8.348.703
85072010	Other lead-acid accumulators; used for aircraft	16.085	30.909	109.978	187.423
85072094	Other lead-acid accumulators; other than for aircraft; nominal voltage of 6 V or 12 V, with a discharge capacity ≤ 200 Ah; of a height (excluding terminals and handles) ≤ 13 cm	670.880	1.989.634	1.622.369	4.416.482
85072095	Other lead-acid accumulators; other than for aircraft; nominal voltage of 6 V or 12 V, with a discharge capacity ≤ 200 Ah; 13 < height (excluding terminals and handles) ≤ 23 cm	122.247	636.324	412.697	1.838.869
85072096	Other lead-acid accumulators; other than for aircraft; nominal voltage of 6 V or 12 V, with a discharge capacity ≤ 200 Ah; of a height (excluding terminals and handles) > 23 cm	10.082	93.104	82.042	473.674
85072097	Other lead-acid accumulators; other than for aircraft; nominal voltage of 6 V or 12 V, with a discharge capacity > 200 Ah; of a height (excluding terminals and handles) ≤ 13 cm	33.097	89.947	105.424	286.280
85072098	Other lead-acid accumulators; other than for aircraft; nominal voltage of 6 V or 12 V, with a discharge capacity > 200 Ah; 13 < height (excluding terminals and handles) ≤ 23 cm	9.004	88.036	34.184	314.836
85072099	Other lead-acid accumulators; other than for aircraft; nominal voltage of 6 V or 12 V, with a discharge capacity > 200 Ah; of a height (excluding terminals and handles) > 23 cm	905.500	3.475.154	3.198.298	11.532.917
85073010	Nickel-cadmium; used for aircraft	60	132	28.664	40.726
85073090	Nickel-cadmium; used other than for aircraft	60.240	112.051	595.634	1.225.882
85075010	Nickel-metal hydride; used for aircraft	–	4	–	61
85075020	Nickel-metal hydride; used for vehicles in Chapter 87	97.540	187.132	2.475.661	5.482.563
85075090	Nickel-metal hydride; used other than for aircraft/vehicles in Chapter 87	6.920	56.155	223.595	934.544
85076031	Lithium-ion battery pack; used for laptops including notebooks and subnotebooks	907	15.123	86.110	353.463
85076032	Lithium-ion battery pack; used for aircraft	3	79	1.181	4.938
85076033	Lithium-ion battery pack; used for vehicles in Chapter 87	54.188	248.642	838.891	5.254.823
85076039	Lithium-ion battery pack; used other than for laptops including notebooks and subnotebooks/aircraft/vehicles in Chapter 87	56.087	785.649	1.174.311	14.452.801
85076090	Lithium-ion other than battery pack	656.167	2.737.146	23.355.341	74.768.200
85078011	Other accumulators; used for aircraft; nickel-iron	14	201	800	29.548
85078019	Other accumulators; used for aircraft; other than nickel-iron	689	13.580	37.521	605.026
85078020	Other accumulators; used for laptops including notebooks and subnotebooks	8.194	41.581	7.562	39.374
85078099	Other accumulators; used for aircraft/laptops including notebooks and subnotebooks; other than nickel-iron	876.876	3.323.633	5.085.512	15.010.657
85079011	Parts of electric accumulators; plates; of goods of subheading 85071092, 85071095, 85071096, 85071097, 85071098 or 85071099	33	63	732	3.479
85079012	Parts of electric accumulators; plates; of a kind used for aircraft	–	40	–	15.983

Lanjutan Tabel 2.5

H S	Uraian Komoditi	Berat Bersih (kg)		Nilai CIF (US\$)	
		Maret 2024	Jan-Mar 2024	Maret 2024	Jan-Mar 2024
(1)	(2)	(3)	(4)	(5)	(6)
85079019	Parts of electric accumulators; plates; other than of goods of subheading 85071092/85071095/85071096/85071097/85071098/85071099/used for aircraft	126	28.913	4.656	211.694
85079092	Parts of electric accumulators; other than plates; battery separators, ready for use, of materials other than poly(vinyl chloride)	88.009	236.536	423.087	1.543.509
85079093	Parts of electric accumulators; other than plates; of goods of subheading 85071092, 85071095, 85071096, 85071097, 85071098 or 85071099	129.793	265.743	523.235	1.273.284
85079099	Parts of electric accumulators; other than plates	209.198	599.978	1.538.284	4.339.477
85081100	Vacuum cleaners; with self-contained electric motor; of a power <= 1,500 W and having a dust bag or other receptacle capacity not exceeding 20 l	143.384	605.992	1.827.704	5.649.847
85081910	Vacuum cleaners; with self-contained electric motor; of a kind suitable for domestic use	48.007	160.057	196.168	529.076
85081990	Vacuum cleaners; with self-contained electric motor; not suitable for domestic use	46.257	199.473	285.905	678.262
85086000	Other vacuum cleaners	82.547	311.969	633.790	1.740.448
85087010	Parts of vacuum cleaners of subheading 85081100 or 85081910	255.593	494.778	2.557.601	5.220.452
85087090	Parts of vacuum cleaners other than subheading 85081100 or 85081910	6.898	52.868	66.578	357.178
85094000	Food grinders and mixers; fruit or vegetable juice extractors	70.147	976.303	518.198	7.667.395
85098010	Floor polishers	11.303	56.946	51.988	276.258
85098020	Kitchen waste disposers	479	978	4.137	7.689
85098090	Electro-mechanical domestic appliances; other than floor polishers/kitchen waste disposers	338.075	1.831.825	1.420.074	4.925.281
85099010	Parts of floor polishers	6.131	9.943	21.591	57.177
85099090	Parts of electro-mechanical domestic appliances other than floor polishers	519.679	1.636.596	1.371.493	4.799.879
85101000	Shavers	43.281	189.016	475.392	1.384.098
85102000	Hair clippers	91.311	405.683	413.083	1.387.826
85103000	Hair-removing appliances	8.362	38.080	41.760	97.837
85109000	Parts of shavers, hair clippers and hair-removing appliances, with self-contained electric motor	29.516	154.997	3.414.266	12.020.067
85111010	Sparkling plugs suitable for aircraft engines	103	256	66.230	201.912
85111020	Sparkling plugs suitable for motor vehicles engines	148.406	486.333	2.094.477	5.316.838
85111090	Sparkling plugs suitable for other than aircraft/motor vehicle engines	29.795	101.757	375.940	865.718
85112010	Ignition magnetos; magneto-dynamos; magnetic flywheels; suitable for aircraft engines	18	28	55	2.529
85112021	Ignition magnetos; magneto-dynamos; magnetic flywheels; suitable for motor vehicle engines; unassembled	15.808	38.619	232.746	547.644
85112029	Ignition magnetos; magneto-dynamos; magnetic flywheels; suitable for motor vehicle engines; assembled	41.232	162.080	415.832	1.371.449
85112091	Ignition magnetos; magneto-dynamos; magnetic flywheels; suitable for other than aircraft/motor vehicle engines; unassembled	596	1.381	2.742	13.492
85112099	Ignition magnetos; magneto-dynamos; magnetic flywheels; suitable for other than aircraft/motor vehicle engines; assembled	27.190	85.547	107.262	330.893
85113030	Distributors; ignition coil; suitable for aircraft engines	42	176	1.943	3.211
85113041	Distributors; ignition coil; suitable for motor vehicle engines; unassembled	43.762	108.953	698.347	1.892.169
85113049	Distributors; ignition coil; suitable for motor vehicle engines; assembled	41.561	235.965	427.818	2.331.298
85113091	Distributors; ignition coil; suitable for other than aircraft/motor vehicle engines; unassembled	254	1.096	3.621	10.036
85113099	Distributors; ignition coil; suitable for other than aircraft/motor vehicle engines; assembled	42.172	169.310	449.801	1.693.309
85114010	Starter motors and dual purpose starter-generators; used for aircraft engines	73	4.350	28.239	420.241
85114021	Other unassembled starter motors for engines of vehicles of heading 8702/8703/8704/8705	2.326	31.757	17.107	98.274
85114029	Other unassembled starter motors for engines of vehicles other than heading 8702/8703/8704/8705	37.612	132.076	131.738	563.684

Tabel-tabel

Lanjutan Tabel 2.5

H S	Uraian Komoditi	Berat Bersih (kg)		Nilai CIF (US\$)	
		Maret 2024	Jan–Mar 2024	Maret 2024	Jan–Mar 2024
(1)	(2)	(3)	(4)	(5)	(6)
85114031	Assembled starter motors for engines of vehicles of headings 8701	2.076	9.022	104.108	297.533
85114032	Assembled starter motors for engines of vehicles of headings 8702/8703/8704	51.998	240.294	638.354	2.105.927
85114033	Assembled starter motors for engines of vehicles of headings 8705	2.553	7.954	92.297	264.230
85114091	Dual purposes starter-generators for engines of vehicles of heading 8702/8703/8704/8705	7.575	37.928	73.395	392.748
85114099	Dual purposes starter-generators for engines of vehicles other than heading 8702/8703/8704/8705	54.848	292.392	773.941	2.747.931
85115010	Other generators used for aircraft engines	55	96	138.781	277.940
85115021	Other unassembled alternators for engines of vehicles of heading 8702/8703/8704/8705	1.680	26.722	12.988	162.272
85115029	Other unassembled alternators for engines of vehicles other than heading 8702/8703/8704/8705	13.677	38.958	40.050	218.625
85115031	Assembled alternators for engines of vehicles of heading 8701	620	3.214	10.551	88.093
85115032	Assembled alternators for engines of vehicles of heading 8702/8703/8704	62.899	289.900	979.125	3.494.052
85115033	Assembled alternators for engines of vehicles of heading 8705	29	74	1.441	3.768
85115091	Other generators for engines of vehicles of heading 8702/8703/8704/8705	21.261	57.729	155.516	384.996
85115099	Other generators for engines of vehicles other than heading 8702/8703/8704/8705	13.064	47.625	351.611	1.063.912
85118010	Other equipment used for aircraft engines	7	40	3.976	17.294
85118020	Other equipment used for motor vehicles engines	61.196	346.305	459.356	1.961.524
85118090	Other equipment used for other than aircraft or motor vehicles engines	15.278	52.141	135.043	636.951
85119010	Parts of electrical ignition/starting equipment/generators; used for aircraft engines	112	238	1.832	130.580
85119020	Parts of electrical ignition/starting equipment/generators; suitable for motor vehicles engines	534.010	1.776.169	4.993.603	16.221.451
85119090	Parts of electrical ignition/starting equipment/generators; other than for aircraft/motor vehicles engines	91.992	245.944	416.057	1.640.199
85121000	Lighting or visual signalling equipment of a kind used on bicycles	13.633	66.726	32.035	169.463
85122020	Unassembled lighting or visual signalling equipment	113.041	418.885	1.491.609	4.338.363
85122091	Assembled lighting or visual signalling equipment; for motorcycles	193.454	1.350.025	1.488.317	6.575.196
85122099	Assembled lighting or visual signalling equipment; other than for motorcycles	490.753	2.256.981	4.829.671	18.863.400
85123010	Horns and sirens, assembled	89.746	385.602	855.515	2.678.765
85123020	Unassembled sound signalling equipment	19.952	101.826	559.972	1.550.431
85123091	Assembled sound signalling equipment; obstacle detection (warning) devices for vehicles	14.807	54.843	933.932	1.880.988
85123099	Assembled sound signalling equipment; other than obstacle detection (warning) devices for vehicles	34.601	114.534	516.426	1.224.694
85124000	Windscreen wipers, defrosters and demisters	129.094	563.693	1.145.573	4.177.353
85129010	Parts of windscreen wipers/defrosters/demisters of goods subheading 851210	27.497	75.941	164.358	451.505
85129020	Parts of windscreen wipers/defrosters/demisters of goods subheading 851220/851230/851240	210.168	750.122	5.133.335	17.099.630
85131030	Miners' helmet lamps and quarrymen's lamps	101.368	392.022	429.133	959.222
85131090	Portable electric lamps; other than miners' helmet lamps and quarrymen's lamps	422.909	2.070.748	2.452.382	8.797.657
85139010	Parts of miners' helmet lamps or quarrymen's lamps	116	1.248	317	2.334
85139030	Parts of flashlight reflectors; flashlight switch slides of plastics	30.183	40.017	53.006	134.280
85139090	Parts of other portable electric lamps	24.136	106.646	60.674	220.977
85141100	Hot isostatic presses	2.915	11.616	23.750	82.388
85141900	Resistance heated furnaces and ovens; other than hot isostatic presses	70.244	5.781.491	1.153.537	13.121.433
85142020	Electric furnaces or ovens for the manufacture of printed circuit boards/printed wiring boards or printed circuit assemblies	3.399	17.157	258.565	814.160
85142090	Furnaces and ovens functioning by induction or dielectric loss; other than electric furnaces or ovens for the manufacture of printed circuit boards/printed wiring boards or printed circuit assemblies	361.310	2.855.125	1.596.384	17.623.858
85143110	Electron beam furnaces for the manufacture of printed circuit boards/printed wiring boards or printed circuit assemblies	2	4.725	1.957	139.130



Lanjutan Tabel 2.5

H S	Uraian Komoditi	Berat Bersih (kg)		Nilai CIF (US\$)	
		Maret 2024	Jan–Mar 2024	Maret 2024	Jan–Mar 2024
(1)	(2)	(3)	(4)	(5)	(6)
85143190	Electron beam furnaces other than for the manufacture of printed circuit boards/printed wiring boards or printed circuit assemblies	87	131.134	909	341.400
85143290	Plasma and vacuum arc furnaces; other than for the manufacture of printed circuit boards/printed wiring boards or printed circuit assemblies	11.266	11.266	132.290	132.290
85143910	Other furnaces and ovens; for the manufacture of printed circuit boards/printed wiring boards or printed circuit assemblies	–	13.279	–	81.677
85143990	Other furnaces and ovens; other than for the manufacture of printed circuit boards/printed wiring boards or printed circuit assemblies	2.924.831	24.627.559	6.228.802	84.150.116
85144000	Other equipment for the heat treatment of materials by induction or dielectric loss	34.438	202.724	532.404	2.884.113
85149020	Parts of industrial or laboratory electric furnaces or ovens for the manufacture of printed circuit boards/printed wiring boards or printed circuit assemblies	2.205	10.556	95.305	176.258
85149090	Parts of other equipment for the heat treatment of materials by induction or dielectric loss	2.191.849	7.035.863	4.457.976	13.568.339
85151100	Soldering irons and guns	15.347	170.604	29.416	533.552
85151911	Wave soldering machines	3.340	6.286	107.876	177.354
85151919	Other machines and apparatus for soldering components on printed circuit boards/printed wiring boards :	78.659	149.118	96.914	691.640
85151990	Other brazing or soldering machines and apparatus	9.159	117.026	370.063	1.596.963
85152100	Machines and apparatus for resistance welding of metal; fully or partly automatic	32.227	283.555	597.344	2.646.851
85152900	Machines and apparatus for resistance welding of metal; non-automatic	93.667	349.377	306.533	2.769.284
85153100	Machines and apparatus for arc (including plasma arc) welding of metals; fully or partly automatic	65.740	417.618	807.333	8.345.699
85153910	AC arc welders, transformer type	8.198	47.488	49.298	324.197
85153990	Machines and apparatus for arc (including plasma arc) welding of metals; non-automatic	318.209	1.070.811	2.492.855	7.969.998
85158010	Electric machines and apparatus for hot spraying of metals or sintered metal carbides	12.706	24.190	93.482	290.103
85158090	Other machines and apparatus	103.281	730.605	1.597.033	5.675.388
85159010	Parts of AC arc welders, transformer type	9.188	54.753	66.787	425.900
85159021	Parts of wave soldering machines	314	1.994	14.557	113.650
85159029	Parts of machines and apparatus for soldering components on printed circuit boards/printed wiring boards; other than parts of wave soldering machines	9.534	75.770	249.712	887.013
85159090	Other parts of machines and apparatus for soldering components on printed circuit boards/printed wiring boards	92.423	565.281	1.765.274	6.959.621
85161011	Water dispenser fitted only with water heater, for domestic use	16	817	891	7.395
85161019	Water dispenser fitted only with water heater; other than for domestic use	138.100	1.712.137	856.894	9.738.274
85161030	Immersion heaters	8.688	83.452	31.339	409.210
85162100	Storage heating radiators	3.279	19.705	181.323	1.182.045
85162900	Other electric space heating apparatus and electric soil heating apparatus	83.355	299.980	323.181	1.074.524
85163100	Hair dryers	38.288	236.017	438.451	1.739.557
85163200	Other hair-dressing apparatus	148.230	763.695	840.869	2.796.527
85163300	Hand-drying apparatus	7.707	44.426	199.507	492.716
85164010	Electric smoothing irons; of a kind designed to use steam from industrial boilers	22.829	151.094	88.091	1.019.843
85164090	Other electric smoothing irons	23.278	322.033	311.372	3.633.328
85165000	Microwave ovens	286.769	658.863	1.167.436	2.539.555
85166010	Rice cookers	137.927	1.738.058	956.055	11.020.540
85166090	Other ovens; cookers, cooking plates, boiling rings, grillers and roasters :	499.974	1.785.306	2.678.446	8.241.508
85167100	Coffee or tea makers	162.685	645.201	2.102.499	5.619.917
85167200	Toasters	27.161	87.775	174.741	482.358
85167910	Kettles	8.507	100.686	30.295	631.366
85167990	Other electro-thermic appliances	160.628	725.920	1.271.906	5.030.947

Tabel-tabel

Lanjutan Tabel 2.5

H S	Uraian Komoditi	Berat Bersih (kg)		Nilai CIF (US\$)	
		Maret 2024	Jan–Mar 2024	Maret 2024	Jan–Mar 2024
(1)	(2)	(3)	(4)	(5)	(6)
85168010	Electric heating resistors for type-founding or type-setting machines; for industrial furnaces	541	4.172	34.861	95.715
85168030	Electric heating resistors for domestic appliances	62.016	164.076	408.978	876.849
85168090	Other electric heating resistors	241.416	707.901	9.351.941	22.556.418
85169021	Sealed hotplates for domestic appliances	101.173	367.555	251.339	882.013
85169029	Other parts of goods of subheading 851633, 851650, 851660, 851671or 85167910 :	598.662	2.555.299	4.290.187	15.067.676
85169030	Parts of goods of subheading 851610	101.596	320.108	814.129	2.368.737
85169040	Parts of electric heating resistors for type-founding or type-setting machines	39	3.739	1.030	14.122
85169090	Other parts of electric heater appliances	431.121	1.678.568	3.372.880	13.679.644
85171100	Line telephone sets with cordless handsets	39	100	854	5.348
85171300	Smartphones	113.002	366.899	225.597.674	687.618.127
85171400	Other telephones for cellular networks or for other wireless networks	85	173	3.767	10.266
85171800	Other telephone sets	7.637	33.355	147.657	930.189
85176100	Base stations	321.475	690.248	17.355.240	38.858.605
85176210	Radio transmitters and radio receivers of a kind used for simultaneous interpretation at multilingual conferences	16.398	89.870	548.636	1.746.156
85176230	Telephonic or telegraphic switching apparatus	23.587	77.769	728.442	2.650.308
85176241	Modems including cable modems and modem cards	49.159	249.299	2.271.543	7.998.616
85176242	Concentrators or multiplexers	2.381	4.105	3.710.998	6.727.100
85176243	Control and adaptor units, including gateways, bridges, routers and other similar apparatus designed only for connection with automatic data processing machines of heading 8471	26.606	112.610	6.207.065	25.855.107
85176249	Other apparatus for carrier-current line systems or for digital line systems	477.574	1.811.800	32.801.376	119.251.859
85176251	Wireless LANs	50.010	130.749	3.044.349	9.830.461
85176252	Transmission and reception apparatus of a kind used for simultaneous interpretation at multilingual conferences	298	1.378	907	96.980
85176253	Other transmission apparatus incorporating reception apparatus for radio-telephony or radio- telegraphy	106.234	288.127	8.489.212	21.473.815
85176259	Other transmission apparatus incorporating reception apparatus other than of subheading 85176251, 85176252, 85176253, 85176259	10.186	16.956	586.218	1.966.784
85176261	Other transmission apparatus for radio-telephony or radio-telegraphy	23.043	68.109	1.426.720	3.146.949
85176269	Other transmission apparatus other than for radio-telephony or radio-telegraphy	630	11.002	3.189.613	25.626.161
85176291	Portable receivers for calling, alerting or paging and paging alert devices, including pagers	2.635	12.894	4.612	45.299
85176292	Portable receivers for radio-telephony or radio-telegraphy	3.883	11.664	36.527	100.559
85176299	Other portable receivers	112.788	613.340	26.773.083	58.425.701
85176900	Other apparatus for transmission or reception of voice, images or other data	76.977	436.201	12.960.588	26.872.897
85177100	Aerials and aerial reflectors of all kinds; parts suitable for use therewith	262.396	530.517	8.590.335	17.296.962
85177910	Parts of control and adaptor units including gateways, bridges and routers	16.916	60.093	3.293.704	8.071.703
85177921	Parts of transmission apparatus, oth than radio-broadcasting or TV transmission apparatus, or of portable receivers for calling, alerting/paging & paging alert devices; of cellular telephones	576.344	1.636.414	137.724.963	323.142.482
85177929	Parts of transmission apparatus, oth than radio-broadcasting or TV transmission apparatus, or of portable receivers for calling, alerting/paging & paging alert devices; oth than of cellular telephones	281.979	1.236.061	9.185.499	53.357.728
85177931	Other printed circuit boards, assembled; of goods for line telephony or line telegraphy	75.734	256.556	28.452.845	90.130.656
85177932	Other printed circuit boards, assembled; of goods for radio-telephony or radio-telegraphy	39	384	5.981	16.004
85177939	Other printed circuit boards, assembled; other than of goods for line/radio-telephony or line/radio-telegraphy	345.780	791.479	76.858.521	180.805.995
85177991	Other printed circuit boards, unassembled; of goods for line telephony or line telegraphy	186	2.669	32.144	140.819

Lanjutan Tabel 2.5

H S	Uraian Komoditi	Berat Bersih (kg)		Nilai CIF (US\$)	
		Maret 2024	Jan–Mar 2024	Maret 2024	Jan–Mar 2024
(1)	(2)	(3)	(4)	(5)	(6)
85177992	Other printed circuit boards, unassembled; of goods for radio-telephony or radio-telegraphy	24.115	56.337	1.192.665	3.034.967
85177999	Other printed circuit boards, unassembled; other than of goods for line/radio-telephony or line/radio-telegraphy	250.348	1.002.495	191.574.643	239.027.719
85181011	Microphones having a frequency range of 300 Hz to 3,400 Hz, with a diameter not exceeding 10 mm and a height not exceeding 3 mm, for telecommunication use	4.833	15.363	208.661	566.581
85181019	Other microphones, whether or not with their stands	110.835	544.706	1.359.326	5.106.511
85181090	Microphone stands	74.125	660.419	1.224.345	4.169.727
85182110	Single loudspeakers, mounted in their enclosures; box speaker type	7.308	177.988	74.718	2.550.664
85182190	Single loudspeakers, mounted in their enclosures; other than box speaker type	1.811	322.000	38.218	1.581.947
85182210	Multiple loudspeakers, mounted in the same enclosure; box speaker type	30.659	839.820	474.065	8.068.343
85182290	Multiple loudspeakers, mounted in the same enclosure; other than box speaker type	20.839	224.074	969.417	2.856.332
85182920	Loudspeakers, without enclosure, having a frequency range of 300 Hz to 3,400 Hz, with a diameter not exceeding 50 mm, for telecommunication use	79.887	432.057	2.767.813	7.255.280
85182990	Loudspeakers, without enclosure, having a frequency range of 300 Hz to 3,400 Hz, with a diameter exceeding 50 mm, for telecommunication use	140.492	1.143.417	1.399.340	8.308.662
85183010	Headphones	164.023	513.388	2.686.099	7.348.171
85183020	Earphones	292.781	1.438.852	8.037.055	25.863.076
85183040	Line telephone handsets	1.023	8.898	11.322	127.235
85183051	Other combined microphone/speaker sets; for goods of subheading 85171300 and 85171400	2.530	10.437	135.685	640.135
85183059	Other combined microphone/speaker sets; for goods other than subheading 85171300 and 85171400	7.719	186.505	199.444	1.350.764
85183090	Other than headphones/earphones/line telephone handsets/combined microphone and speaker sets	62.601	725.537	1.089.273	3.345.797
85184020	Audio-frequency electric amplifiers; used as repeaters in line telephony	740	4.250	17.556	26.923
85184030	Audio-frequency electric amplifiers; used as repeaters in telephony other than line telephony	29	465	1.919	37.253
85184040	Other audio-frequency electric amplifiers; having 6 or more input signal lines, with or without elements for capacity amplifiers	16.262	370.651	147.689	791.474
85184090	Other audio-frequency electric amplifiers	55.137	451.791	394.813	2.919.254
85185010	Electric sound amplifier sets; having a power rating of 240 W or more	220	494	17.591	25.041
85185020	Electric sound amplifier sets with loudspeakers, of a kind suitable for broadcasting, having a voltage rating of 50 V or more but not exceeding 100 V	–	1	–	6
85185090	Other electric sound amplifier sets	448.518	2.386.620	2.428.555	9.882.455
85189010	Parts of goods of subheading 85181011, 85182920, 85183040 or 85184020, including printed circuit assemblies	4.921	58.855	64.724	367.168
85189020	Parts of goods of subheading 85184040	7	753	554	2.249
85189030	Parts of goods of subheading 851821 or 851822	133.861	733.376	529.772	2.434.807
85189040	Parts of goods of subheading 85182990	290.738	963.517	1.013.265	3.334.503
85189090	Other parts of microphones&stands therefor; loudspeakers; headphones&earphones, and sets consisting of a microphone&loudspeakers; audio-frequency electric amplifiers; electric sound amplifier sets	597.020	3.126.696	2.850.413	11.914.158
85192010	Apparatus for sound recording or reproducing operated by coins, tokens, disc operated record players	131	132	128	136
85192090	Apparatus for sound recording or reproducing operated by banknotes, bank cards.	819	2.535	917	2.820
85193000	Turntables (record-decks)	128	4.265	3.747	36.661
85198110	Pocket-size cassette recorders, the dimensions of which do not exceed 170 mm x 100 mm x 45 mm	89	660	2.114	12.490
85198120	Cassette recorders, with built-in amplifiers and one or more built-in loudspeakers, operating only with an external source of power	–	5	–	42
85198130	Compact disc players	1	524	11	13.151

Tabel-tabel

Lanjutan Tabel 2.5

H S	Uraian Komoditi	Berat Bersih (kg)		Nilai CIF (US\$)	
		Maret 2024	Jan–Mar 2024	Maret 2024	Jan–Mar 2024
(1)	(2)	(3)	(4)	(5)	(6)
85198141	Transcribing machines; suitable for cinematography or broadcasting	1	16	248	849
85198149	Transcribing machines; other than for cinematography or broadcasting	1.030	4.831	3.836	64.291
85198169	Other magnetic tape recorders incorporating sound reproducing apparatus, digital audio type	–	351	–	395
85198179	Other sound reproducing apparatus, cassette type; other than for cinematography or broadcasting	422	429	1.061	1.203
85198199	Other sound recording or reproducing apparatus; other than for cinematography or broadcasting	19.494	650.296	202.541	1.397.598
85198910	Cinematographic sound reproducers	1	5.976	41	36.730
85198920	Record-players with or without loudspeakers	354	2.578	18.685.850	24.123.969
85198930	Of a kind suitable for cinematography or broadcasting	651	653	424	1.164
85198940	Other sound reproducing apparatus	12.703	55.178	12.306	112.518
85198990	Sound recording or reproducing apparatus n.e.c. in heading 8519	42.443	210.338	5.475.753	5.909.876
85211010	Magnetic tape-type; of a kind used in cinematography or television broadcasting	25	1.361	170	2.465
85211090	Magnetic tape-type; ther than used in cinematography or television broadcasting	–	224	–	360
85219011	Laser disc players; of a kind used in cinematography or television broadcasting	385	2.774	14.326	107.219
85219019	Laser disc players; other than used in cinematography or television broadcasting	14	2.533	824	5.837
85219091	Video recording or reproducing apparatus, whether or not incorporating a video tuner, of a kind used in cinematography or tv broadcasting; other than laser disc	19.535	76.961	397.326	1.862.072
85219099	Video recording or reproducing apparatus, whether or not incorporating a video tuner n.e.c. in heading 8521	17.315	87.118	504.673	3.036.479
85221000	Pick-up cartridges	1.540	3.671	2.588	38.869
85229020	Printed circuit board assemblies for telephone answering machines	38	4.405	7.928	21.293
85229030	Printed circuit board assemblies for cinematographic sound recorders or reproducers	3.277	41.631	47.718	277.503
85229040	Audio or video tapedecks and compact disc mechanisms	4.289	15.642	110.516	241.284
85229050	Audio or video reproduction heads, magnetic type; magnetic erasing heads and rods	2	797	950	1.768
85229091	Parts and accessories for cinematographic sound recorders or reproducers other than pick-up cartridges or PCB	4.932	6.076	135.657	257.474
85229093	Other parts and accessories for goods of subheading 851981 or heading 8521	7.384	49.242	105.936	318.066
85229099	Other parts and accessories suitable for use solely or principally with the apparatus of heading 8519	19.636	163.242	187.785	4.008.661
85232110	Magnetic media; cards incorporating a magnetic stripe; unrecorded	132	1.157	3.914	8.179
85232190	Magnetic media; cards incorporating a magnetic stripe; recorded	6.366	13.882	96.568	267.239
85232911	Magnetic media; computer tapes; of a width <= 4mm; unrecorded	11	12	783	793
85232919	Magnetic media; other than computer tapes; of a width <= 4mm; unrecorded	1.452	2.124	9.737	22.717
85232921	Magnetic media; video tapes; of a width <= 4mm; recorded	1	2	1	1.814
85232929	Magnetic media; other than video tapes; of a width <= 4mm; recorded	341	722	28.634	40.080
85232931	Magnetic media; computer tapes; of a 4mm < width <= 65mm; unrecorded	20	1.025	3.692	114.681
85232939	Magnetic media; other than computer & video tapes; of a 4mm < width <= 65mm; unrecorded	517	676	24.882	58.010
85232943	Magnetic media; other video tapes; of a 4mm < width <= 65mm; recorded	1	6	64	127
85232949	Other magnetic tape; of a 4mm < width <= 65mm; recorded	64	68	4.638	5.328
85232951	Magnetic media; computer tapes; of a width > 65mm; unrecorded	31	407	12.412	77.422
85232952	Magnetic media; video tapes; of a width > 65mm; unrecorded	–	134	–	462
85232959	Magnetic media; other than computer & video tapes; of a width > 65mm; unrecorded	738	1.703	100.292	164.998
85232961	Magnetic tape >65mm for reproducing representations of instructions,data,sound,image,recorded in a machine readable binary form,capable of being manipulated/providing interactivity to a user,of an automatic data; unrecorded	241	452	138.204	151.594

Lanjutan Tabel 2.5

H S	Uraian Komoditi	Berat Bersih (kg)		Nilai CIF (US\$)	
		Maret 2024	Jan–Mar 2024	Maret 2024	Jan–Mar 2024
(1)	(2)	(3)	(4)	(5)	(6)
85232971	Magnetic discs; unrecorded; computer hard disks and diskettes	6.809	37.669	180.710	1.185.796
85232979	Magnetic discs; unrecorded; other than computer hard disks and diskettes	50	1.423	2.160	37.606
85232981	Magnetic discs; recorded; used for reproducing phenomena other than sound or image; suitable for computer use	53	1.808	85	20.905
85232982	Magnetic discs; recorded; used for reproducing phenomena other than sound or image; not suitable for computer use	–	957	–	1.254
85232983	Recorded magnetic discs for reproducing representations of instructions, data, sound and image, recorded in a machine readable binary form, and capable of being manipulated or providing interactivity to a user, by means of an automatic data processing machine; proprietary format storage (recorded) media	35	1.961	51	15.740
85232986	Recorded magnetic discs of a kind suitable for cinematography	2	3	259	298
85232991	Other unrecorded magnetic media of a kind suitable for computer use	1	60	51	107
85232992	Other unrecorded magnetic media of a kind not suitable for computer use	13	13	720	720
85232993	Other recorded magnetic media for reproducing phenomena other than sound or image of a kind suitable for computer use	–	91	–	94
85232995	Oth recorded magnetic media for reproducing representations of instructions/data/sound/image,recorded in a machine readable binary form,capable of being manipulated/providing interactivity,of an auto data processing machine	31	36	638	700
85232999	Other recorded magnetic media for other purpose	103	221	6.954	21.751
85234110	Unrecorded optical media of a kind suitable for computer use	14.081	41.337	90.322	233.235
85234190	Unrecorded optical media of a kind not suitable for computer use	209	27.282	572	82.829
85234911	Of a kind used for reproducing phenomena other than sound or image parts and accessories of machines for sawing monocrystal semiconductor boules into slices, or wafers into chips	938	1.436	121.436	246.509
85234912	Disc for laser reading systems for reproducing sound only for educational, technical, scientific, historical or cultural	41	301	15.472	55.216
85234913	Disc for laser reading systems for reproducing sound only for other purpose other than for educational, technical, scientific, historical or cultural	2.499	10.052	50.175	179.377
85234914	Disc for laser reading systems for reproducing representations of instructions, data, sound and image, recorded in a machine readable binary form, and capable of being manipulated or providing interactivity to a user, by means of an automatic data processing machine; proprietary format storage (recorded) media	3.785	8.896	918.370	3.920.211
85234915	Oth discs for laser reading system,containing cinematographic movies oth than newsreels/travelogues/technical/scientific/other documentary movies	271	785	9.792	25.244
85234916	Other, of a kind suitable for cinematography parts and accessories of machines for sawing monocrystal semiconductor boules into slices, or wafers into chips	19.265	42.075	225.416	483.712
85234919	Disc for laser reading systems for other purpose	14.680	25.652	1.214.569	1.605.851
85234992	Of a kind used for reproducing sound only parts and accessories of machines for sawing monocrystal semiconductor boules into slices, or wafers into chips	11	19	254	409
85234993	Oth recorded optical media for reproducing representations of instructions/data/sound/image,recorded in a machine readable binary form,capable of being manipulated or providing interactivity, of an auto data processing machine	32	583	7.516	18.697
85234999	Other recorded optical media for other purpose	6.606	20.729	761.898	21.516.405
85235111	Of a kind suitable for computer use parts and accessories of machines for sawing monocrystal semiconductor boules into slices, or wafers into chips	8.595	28.967	1.058.993	4.148.437
85235119	Unrecorded Solid-state non-volatile storage devices of a kind not suitable for computer use	12.243	27.603	1.773.437	6.015.011
85235121	Recorded Solid-state non-volatile storage devices for reproducing phenomena other than sound or image of a kind suitable for computer use	696	8.193	295.667	1.030.100

Tabel-tabel

Lanjutan Tabel 2.5

H S	Uraian Komoditi	Berat Bersih (kg)		Nilai CIF (US\$)	
		Maret 2024	Jan–Mar 2024	Maret 2024	Jan–Mar 2024
(1)	(2)	(3)	(4)	(5)	(6)
85235129	Recorded Solid-state non-volatile storage devices for reproducing phenomena other than sound or image of a kind not suitable for computer use	2.982	7.375	78.633	125.487
85235130	Recorded Solid-state non-volatile storage devices for reproducing representations of instructions, data, sound and image, recorded in a machine readable binary form, and capable of being manipulated or providing interactivity to a user, by means of an automatic data processing machine; proprietary format storage (recorded) media	2.747	12.741	1.002.934	5.384.481
85235199	Recorded Solid-state non-volatile storage devices for other purpose	9.730	26.395	260.047	803.870
85235200	Semiconductor media; "Smart cards"	95.928	271.853	5.387.423	13.947.510
85235910	Semiconductor media; proximity cards and tags	4.595	16.526	476.171	1.311.758
85235921	Semiconductor media; unrecorded; of a kind suitable for computer use	1.773	5.944	6.185	15.276
85235929	Semiconductor media; unrecorded; other than a kind suitable for computer use	7.613	10.393	24.364	46.837
85235940	Semiconductor media; recorded; for reproducing representations of instructions/data/sound/image, recorded in a machine readable binary form, capable of being manipulated/providing interactivity to a user, of an automatic data processing machine; proprietary format storage media	—	36	—	3.955
85235990	Other semiconductor media	5.274	15.175	105.375	174.609
85238040	Gramophone records	1.352	3.936	20.114	65.299
85238051	Other media for recording of sound or of other phenomena, unrecorded, of a kind suitable for computer use	172	2.327	288.288	934.840
85238059	Other media for recording of sound or of other phenomena, unrecorded, of a kind not suitable for computer use	2.480	5.061	30.244	137.722
85238091	Parts and accessories of a kind used for reproducing phenomena other than sound or image	—	6	—	452
85238092	Oth media for recording of sound/phenomena, recorded, for reproducing representations of instructions/data/sound/image, recorded in a machine readable binary form, and capable of being manipulated or providing interactivity, of an auto data processing machine	34	1.116	28.024	49.022
85238099	Other media for recording of sound or of other phenomena for other purpose	7.522	20.152	256.815	629.058
85241100	Flat panel display modules of liquid crystals, whether or not incorporating touch-sensitive screens; without drivers or control circuits	35.796	475.070	684.052	2.813.861
85241200	Flat panel display modules of organic light-emitting diodes (OLED), whether or not incorporating touch-sensitive screens; without drivers or control circuits	8	44	1.825	2.647
85241900	Flat panel display modules of other than liquid crystal and OLED, whether or not incorporating touch-sensitive screens; without drivers or control circuits	6.430	17.798	167.136	531.874
85249100	Flat panel display modules of liquid crystals, whether or not incorporating touch-sensitive screens; with drivers or control circuits	142.526	1.441.696	3.549.622	29.526.960
85249200	Flat panel display modules of organic light-emitting diodes (OLED), whether or not incorporating touch-sensitive screens; with drivers or control circuits	1.473	227.325	347.813	34.272.493
85249900	Flat panel display modules of other than liquid crystal and OLED, whether or not incorporating touch-sensitive screens; with drivers or control circuits	669	29.353	10.859	1.460.377
85255000	Transmission apparatus for radio-broadcasting or television, not incorporating reception apparatus or sound recording or reproducing apparatus	35	3.247	4.188	66.198
85256000	Transmission apparatus for radio-broadcasting or television, incorporating reception apparatus or sound recording or reproducing apparatus	19.833	76.716	1.048.807	1.556.656
85258110	Video camera recorders; high-speed goods as specified in Subheading Note 1 to this Chapter	1.208	5.471	386.417	1.216.377
85258120	Television cameras; high-speed goods as specified in Subheading Note 1 to this Chapter	12.212	38.620	420.064	1.289.933

Lanjutan Tabel 2.5

H S	Uraian Komoditi	Berat Bersih (kg)		Nilai CIF (US\$)	
		Maret 2024	Jan-Mar 2024	Maret 2024	Jan-Mar 2024
(1)	(2)	(3)	(4)	(5)	(6)
85258190	Digital cameras; high-speed goods as specified in Subheading Note 1 to this Chapter	6.531	21.573	2.510.050	9.490.549
85258210	Video camera recorders; radiation-hardened or radiation-tolerant goods as specified in Subheading Note 2 to this Chapter	2	17	234	771
85258220	Television cameras; radiation-hardened or radiation-tolerant goods as specified in Subheading Note 2 to this Chapter	304	310	1.429	2.282
85258290	Digital cameras; radiation-hardened or radiation-tolerant goods as specified in Subheading Note 2 to this Chapter	3	3	21	21
85258310	Video camera recorders; night vision goods as specified in Subheading Note 3 to this Chapter	8	26.498	1.069	911.446
85258320	Television cameras; night vision goods as specified in Subheading Note 3 to this Chapter	16	87	10.532	14.536
85258390	Digital cameras; night vision goods as specified in Subheading Note 3 to this Chapter	19	67.415	1.912	1.682.772
85258910	Video camera recorders; other than high-speed goods & radiation-hardened or radiation-tolerant goods & night vision goods as specified in Subheading Note 1-3 to this Chapter	51.062	392.118	2.800.024	22.456.371
85258920	Television cameras; other than high-speed goods & radiation-hardened or radiation-tolerant goods & night vision goods as specified in Subheading Note 1-3 to this Chapter	42.467	114.932	1.393.783	3.932.525
85258930	Web cameras	129.521	667.735	2.843.873	11.762.930
85258990	Digital cameras; other than high-speed goods & radiation-hardened or radiation-tolerant goods & night vision goods as specified in Subheading Note 1-3 to this Chapter	24.007	168.549	1.657.988	6.050.612
85261010	Radar apparatus, ground based, or of a kind for use in civil aircraft, or of a kind used solely on sea-going vessels	4.550	43.632	12.711.072	14.605.611
85261090	Radar apparatus of a kind used for military purpose	4.361	17.310	2.242.193	3.530.501
85269110	Radio navigational aid apparatus of a kind for use in civil aircraft, or of a kind used solely on sea-going vessels	754	3.537	80.756	525.407
85269190	Radio navigational aid apparatus, of a kind used for military purpose	11.465	44.483	1.746.906	6.460.770
85269200	Radio remote control apparatus	93.207	241.783	3.552.843	12.209.960
85271200	Pocket-size radio cassette-players	2	3.633	28	5.315
85271310	Portable radio-broadcast receivers capable of operating without an external source of power, combined with sound recording or reproducing apparatus; other than pocket-size radio cassette-players	4	5	403	506
85271390	Nonportable radio-broadcast receivers capable of operating without an external source of power; combined with sound recording or reproducing apparatus	1	6	47	187
85271920	Portable radio-broadcast receivers capable of operating without an external source of power, not combined with sound recording or reproducing; other than pocket-size radio cassette-player	3	18.000	304	55.152
85271990	Nonportable radio-broadcast receivers capable of operating without an external source of power, not combined with sound recording or reproducing	1.017	41.107	21.771	70.236
85272110	Radio-broadcast receivers combined with sound recording/reproducing apparatus, used in motor vehicles, capable of receiving & decoding digital radio data system signals	17.458	33.732	2.695.778	4.222.768
85272190	Radio-broadcast receivers combined with sound recording/reproducing apparatus, used in motor vehicles; not capable of receiving & decoding digital radio data system signals	22.173	182.489	2.478.235	14.743.001
85272900	Radio-broadcast receivers not capable of operating without an external source of power, used in motor vehicles, not combined with sound recording or reproducing apparatus	34.018	131.092	4.126.089	12.664.596
85279110	Portable radio-broadcast receivers not capable of operating without an external source of power, of a kind not used in motor vehicles, combined with sound recording or reproducing apparatus	4.640	7.957	91.107	154.535
85279190	Nonportable radio-broadcast receivers not capable of operating without an external source of power, of a kind not used in motor vehicles, combined with sound recording or reproducing apparatus	20.800	47.217	178.477	439.237

Lanjutan Tabel 2.5

H S	Uraian Komoditi	Berat Bersih (kg)		Nilai CIF (US\$)	
		Maret 2024	Jan–Mar 2024	Maret 2024	Jan–Mar 2024
(1)	(2)	(3)	(4)	(5)	(6)
85279220	Mains operated radio-broadcast receivers not capable of operating without an external source of power, not combined with sound recording or reproducing apparatus but combined with a clock	6.551	13.271	79.420	176.313
85279290	Not mains operated radio-broadcast receivers not capable of operating without an external source of power, not combined with sound recording or reproducing apparatus but combined with a clock	609	616	774	867
85279920	Mains operated reception apparatus for radio-broadcasting, not else where clasified in 8527	142	13.446	694	22.342
85279990	Not mains operated reception apparatus for radio-broadcasting, not elsewhere clasified in 8527	35.758	123.118	369.929	728.163
85284200	Cathode-ray tube monitors; capable of directly connecting to and designed for use with an automatic data processing machine of heading 8471	705	9.660	88.791	418.107
85284910	Colour cathode-ray tube monitors; not capable of directly connecting to and designed for use with an automatic data processing machine of heading 8471	9.192	36.781	37.067	353.403
85284920	Monochrome cathode-ray tube monitors; not capable of directly connecting to and designed for use with an automatic data processing machine of heading 8471	4.730	11.446	52.081	158.786
85285200	Monitors other than cathode-ray tube, capable of directly connecting to and designed for use with an automatic data processing machine of heading 8471	195.177	795.466	4.797.376	18.413.743
85285910	Colour monitors other than cathode-ray tube; not capable of directly connecting to and designed for use with an automatic data processing machine of heading 8471	258.573	1.258.765	40.572.497	104.272.803
85285920	Monochrome monitors other than cathode-ray tube; not capable of directly connecting to and designed for use with an automatic data processing machine of heading 8471	3.374	47.656	114.589	363.038
85286200	Projectors; capable of directly connecting to and designed for use with an automatic data processing machine of heading 8471	15.978	74.497	2.642.684	7.095.801
85286910	Projectors;not capable of directly connect & designed for use w/ an automatic data processing machine of heading 8471; having capability of projecting onto a screen diagonally measuring ≥ 300 inches	6.548	18.125	400.583	849.326
85286990	Projectors;not capable of directly connect & designed for use w/ an automatic data processing machine of heading 8471; having capability of projecting onto a screen diagonally measuring < 300 inches	47.334	234.944	2.158.943	7.900.769
85287111	Mains operated set top boxes which have a communications function for television, not designed to incorporate a video display or screen	4.570	14.130	561.848	759.108
85287119	Not mains operated set top boxes which have a communications function for television, not designed to incorporate a video display or screen	6	32	216	1.642
85287191	Mains operated reception apparatus for television, not designed to incorporate a video display or screen, other than set top boxes which have a communications function	46.975	96.270	41.118	605.025
85287199	Not mains operated reception apparatus for television, not designed to incorporate a video display or screen, other than set top boxes which have a communications function	14.424	132.889	196.822	462.790
85287210	Battery operated monitors for colour television, designed to incorporate a video display or screen	–	12	–	2.188
85287292	Liquid crystal devices (LCD), light-emitting diodes (LED) and other flat panel display type for colour television; designed to incorporate a video display or screen	160.911	2.048.383	3.225.306	41.115.169
85287299	Monitors for colour television oth than cathode-ray tube, LCD, LED, and other flat panel display type; designed to incorporate a video display or screen	576	27.008	6.030	98.916
85287300	Monitors for monochrome television	7	138	520	13.297
85291021	Parabolic aerial reflector dishes for television reception and parts thereof	93.032	261.912	221.046	604.378



Lanjutan Tabel 2.5

H S	Uraian Komoditi	Berat Bersih (kg)		Nilai CIF (US\$)	
		Maret 2024	Jan-Mar 2024	Maret 2024	Jan-Mar 2024
(1)	(2)	(3)	(4)	(5)	(6)
85291029	Parabolic aerial reflector dishes for direct broadcast multi- media systems other than for television reception, and parts thereof	158.029	720.720	705.881	4.416.636
85291030	Telescopic, rabbit and dipole antennae for television or radio receivers; parts suitable for use therewith	96.446	261.402	805.945	2.431.730
85291040	Aerial filters and separators; parts suitable for use therewith	38.748	71.771	1.721.425	3.184.778
85291060	Feed horns (wave guide) aerials; parts suitable for use therewith	1.342	23.208	55.414	284.872
85291093	Aerials & aerial reflectors oth than parabolic/telescopic/aerial filters & separators/feed horns, of a kind used with transmission apparatus for radio-broadcasting; parts suitable for use therewith	1.377	3.142	20.784	128.076
85291094	Aerials & aerial reflectors oth than parabolic/telescopic/aerial filters & separators/feed horns, of a kind used with transmission apparatus for television; parts suitable for use therewith	10.496	143.877	96.110	530.515
85291099	Aerials&aerial reflectors oth than parabolic/telescopic/aerial filter & separator/feed horn,used w/ transmission apparatus oth than for radio-broadcasting/television;parts suitable for use therewith	80.024	134.530	1.149.056	3.217.445
85299020	Parts of decoders	18.819	103.469	520.205	2.013.074
85299040	Parts of digital cameras or video camera recorders	55.322	197.608	12.491.905	30.308.827
85299051	Printed circuit boards, assembled; for goods of subheading 852550 or 852560	7.902	34.652	5.927.124	6.365.920
85299052	Printed circuit boards, assembled; for goods of subheading 852713, 852719, 852721, 852729, 852791 or 852799	7.500	25.169	680.320	2.492.414
85299053	Printed circuit boards, assembled, for flat panel displays	188.522	839.313	3.667.189	19.697.327
85299054	Printed circuit boards, assembled, for television receivers	439.016	1.175.216	8.558.455	23.441.127
85299055	Printed circuit boards, assembled; for goods of heading 8528; other than for flat panel displays or television receivers	9.255	42.751	52.346	820.408
85299059	PCB, assembled; other than for goods of subheading 852550,852560,852713,852719,852721,852729,852791,852799,8528	10.884	53.588	6.385.139	18.636.059
85299091	Parts for television receivers other than aerial and PCB	911.125	2.125.351	14.471.949	32.379.027
85299094	Parts for flat panel display other than aerial and PCB	1.281.091	3.289.626	20.003.597	50.722.406
85299099	Parts suitable for use solely or principally with the apparatus of headings 8524 to 8528; other than aerials and PCB, not for television receivers or flat panel display	451.194	1.379.564	8.478.440	22.008.450
85301000	Electrical signalling, safety or traffic control equipment for railways or tramways	249	265	69.674	74.167
85308000	Electrical signalling, safety or traffic control equipment for roads, inland waterways, parking facilities, port installations or airfields (other than those of heading 8608)	14.873	72.701	394.298	1.474.588
85309000	Part of electrical signalling, safety or traffic control equipment for railways, tramways, roads, inland waterways, parking facilities, port installations or airfields (oth than heading 8608)	6.293	33.100	197.341	410.391
85311010	Burglar alarms	1.455	17.482	17.329	119.919
85311020	Fire alarms	62.905	132.243	1.174.250	4.674.223
85311030	Smoke alarms; portable personal alarms (shrill alarms)	2.694	36.127	195.682	507.204
85311090	Alarms except burglar or fire alarms or smoke alarm; portable personal alarm (shrill alarms)	56.921	392.823	1.734.436	8.020.990
85312000	Indicator panels incorporating liquid crystal devices (LCD) or light-emitting diodes (LED)	35.616	257.932	1.866.889	9.122.487
85318011	Electronic door bells and other door sound signalling apparatus	8.850	40.042	23.830	190.109
85318019	Electronic bells and other sound signalling apparatus other than door bells	4.991	28.287	397.548	1.360.302
85318021	Vacuum fluorescent display panels	43	45	2.753	3.016
85318029	Flat panel displays (including electro-luminescence, plasma and other technologies) other than vacuum fluorescent display panels	2.704	34.852	172.398	967.031
85318090	Electric sound or visual signalling apparatus (bells, sirens), other than electronic bells or flat panel displays	15.771	110.506	1.027.803	3.880.727
85319010	Part of electric sound or visual signalling apparatus, including printed circuit assemblies of subheading 853120, 85318021 or 85318029	1.784	12.624	65.602	289.753
85319020	Part of door bells or other door sound signalling apparatus	82	84	1.068	1.260
85319030	Part of electric sound signalling other than door bells or door sound signalling apparatus	83	491	13.151	53.437
85319090	Part of visual signalling apparatus	57.554	194.133	1.371.319	4.777.614

Tabel-tabel

Lanjutan Tabel 2.5

H S	Uraian Komoditi	Berat Bersih (kg)		Nilai CIF (US\$)	
		Maret 2024	Jan-Mar 2024	Maret 2024	Jan-Mar 2024
(1)	(2)	(3)	(4)	(5)	(6)
85321000	Electrical capacitors, fixed, designed for use in 50/60 Hz circuits and having a reactive power handling capacity of not less than 05 kvar (power capacitors)	161.943	407.564	2.403.097	5.630.243
85322100	Tantalum capacitors	722	2.234	123.550	361.990
85322200	Aluminium electrolytic capacitors	63.848	198.757	3.704.618	11.901.883
85322300	Ceramic dielectric, single layer capacitors	72.429	118.105	1.912.652	3.916.454
85322400	Ceramic dielectric, multilayer capacitors	44.461	115.946	3.897.285	15.096.896
85322500	Dielectric of paper or plastics capacitors	65.863	250.492	666.316	2.193.062
85322900	Electrical capacitors, fixed, other than tantalum or aluminium electrolytic or ceramic dielectric or dielectric of paper/plastics	138.159	486.697	3.558.605	14.369.977
85323000	Variable or adjustable (pre-set) capacitors	18.346	85.248	576.371	2.072.972
85329000	Parts of electrical capacitors, fixed, variable or adjustable (pre-set)	210.330	619.807	13.072.938	32.280.590
85331010	Electrical resistors, fixed carbon, composition or film type; surface mounted	13.862	41.141	516.009	1.310.311
85331090	Electrical resistors, fixed carbon, composition or film type; non surface mounted	15.233	61.957	997.984	3.401.707
85332100	Electrical resistors, fixed non carbon resistors; for a power handling capacity ≤ 20 W	14.695	52.401	1.242.556	5.005.396
85332900	Electrical resistors, fixed non carbon resistors; for a power handling capacity > 20 W	76.455	111.993	1.200.142	2.174.149
85333100	Wirewound variable resistors, including rheostats and potentiometers; for a power handling capacity ≤ 20 W	134	483	14.547	42.584
85333900	Wirewound variable resistors, including rheostats and potentiometers; for a power handling capacity > 20 W	3.808	15.423	537.974	1.474.771
85334000	Variable resistors other than wirewound, including rheostats and potentiometers	55.781	179.927	2.863.684	8.445.678
85339000	Parts electrical resistors (including rheostats and potentiometers), other than heating resistors.	7.797	37.790	1.425.231	3.451.821
85340010	Printed circuits, single-sided	72.444	438.504	1.817.463	8.942.467
85340020	Printed circuits, double-sided	63.914	218.551	2.340.714	8.251.424
85340030	Printed circuits, multi-layer	145.517	562.466	9.553.324	34.271.011
85340090	Printed circuits, other than single/double-sided or multi-layer	460.413	1.906.613	45.925.750	110.570.884
85351000	Fuses, for a voltage > 1,000 volts	40.996	66.140	599.532	1.129.415
85352110	Automatic circuit breakers, moulded case type, for a voltage > 1 kV but < 725 kV	4.297	12.444	45.671	162.262
85352120	Automatic circuit breakers, earth leakage circuit breaker, for a voltage > 1 kV but < 725 kV	12.054	23.659	236.151	416.868
85352190	Automatic circuit breakers other than moulded case type or earth leakage circuit breaker, for a voltage > 1kV but < 725 kV	113.967	321.584	2.469.196	5.302.331
85352910	Automatic circuit breakers,, earth leakage circuit breaker, for a voltage ≥ 725 kV	4.945	40.046	122.993	470.284
85352990	Automatic circuit breakers other than earth leakage circuit breaker, for a voltage ≥ 725 kV	130.637	244.516	63.574	1.239.657
85353011	Isolating switches and make-and-break switches, disconnectors having a voltage > 1 kV but < 36 kV	124.221	309.749	1.005.908	3.059.431
85353019	Isolating switches and make-and-break switches, disconnectors having a voltage of ≥ 36 kV but ≤ 40 kV	23.462	33.962	235.593	412.120
85353020	Isolating switches and make-and-break switches, for a voltage ≥ 66 kV	5.438	170.518	27.708	5.426.430
85353090	Isolating switches and make-and-break switches, suitable for a voltage > 40 kV but < 66 kV	13.263	182.106	330.115	2.521.736
85354000	Lightning arresters, voltage limiters and surge suppressors, for a voltage > 1,000 volts	121.923	309.586	1.773.383	4.307.002
85359010	Bushing assemblies and tap changer assemblies for electricity distribution or power transformers, for a voltage > 1,000 volts	65.099	128.101	710.437	2.136.094
85359020	Change-over switches of a kind used for starting electric motors; for a voltage > 1,000 volts	8.600	157.445	226.910	1.861.580
85359090	Electrical apparatus for switching or protecting electrical circuits, or for making connections to or in electrical circuits, for a voltage > 1,000 volts, not elsewhere clasified in heading 8535	118.990	685.612	1.971.818	7.875.545
85361011	Thermal fuses; glass type fuses, suitable for use in electric fans, for a voltage ≤ 1,000 volts	703	1.151	34.399	145.703

Lanjutan Tabel 2.5

H S	Uraian Komoditi	Berat Bersih (kg)		Nilai CIF (US\$)	
		Maret 2024	Jan–Mar 2024	Maret 2024	Jan–Mar 2024
(1)	(2)	(3)	(4)	(5)	(6)
85361012	Thermal fuses; glass type fuses, not suitable for use in electric fans, for a current < 16 A and voltage ≤ 1,000 volts	1.381	23.882	134.420	346.145
85361013	Fuse blocks, of a kind used for motor vehicles, for a voltage ≤ 1,000 volts	33.832	112.060	807.960	2.639.798
85361019	Thermal fuses; glass type fuses, voltage ≤ 1,000 volts, not elsewhere classified or include in subheading 853610	51.612	173.543	690.180	1.464.448
85361091	Fuses other than thermal; glass type fuses, suitable for use in electric fans, for a voltage ≤ 1,000 volts	268	1.861	16.803	32.688
85361092	Fuses other than thermal fuses and glass type fuses; not suitable for use in electric fans; for a current less than 16 A and voltage not exceeding 1,000 volts	2.221	17.285	105.619	550.054
85361093	Fuse blocks other than thermal and glass type fuse, of a kind used for motor vehicles; for a voltage not exceeding 1,000 volts	83.719	304.784	2.086.932	6.882.090
85361099	Fuses other than thermal fuses and glass type fuses, voltage ≤ 1,000 volts, not elsewhere classified or include in subheading 853610	25.823	171.124	905.965	3.182.170
85362011	Automatic circuit breakers, moulded case type, for a voltage ≤ 1,000 volts and current < 16 A	37.538	135.399	1.081.583	2.286.576
85362012	Automatic circuit breakers, moulded case type, for a voltage ≤ 1,000 volts and current ≥ 16 A but ≤ 32 A	60.079	136.093	977.309	2.454.615
85362013	Automatic circuit breakers, moulded case type, for a voltage ≤ 1,000 volts and current > 32 A but ≤ 1,000 A	116.993	275.642	3.064.060	6.806.850
85362019	Automatic circuit breakers, moulded case type, for a voltage ≤ 1,000 volts and current > 1,000 A	4.123.667	4.384.982	2.544.464	7.596.613
85362020	Automatic circuit breakers; non moulded case type, of a kind incorporated into electro-thermic domestic appliances of heading 8516; for a voltage ≤ 1,000 volts;	80.796	261.643	80.016	245.090
85362091	Automatic circuit breakers, non-moulded case type; not incorporated into electro-thermic domestic appliances of heading 8516; for a current < 16 A and voltage ≤ 1,000 volts;	17.678	47.178	169.352	333.134
85362099	Automatic circuit breakers, non-moulded case type, not incorporated into electro-thermic domestic appliances of heading 8516; for a current ≥ 16 A and voltage ≤ 1,000 volts;	18.062	93.522	223.699	735.812
85363010	Lightning arresters for protecting electrical circuits, for a voltage ≤ 1,000 volts	2.919	9.543	71.469	264.098
85363020	Electrical apparatus for protecting electrical circuits other than fuses or automatic circuit breakers, of a kind used in radio equipment or in electric fans, for a voltage ≤ 1,000 volts	72	288	3.407	14.213
85363090	Electrical apparatus for protecting electrical circuits oth than fuses or auto circuit breakers; except lighting arresters or of a kind used in radio equipment/in electric fans; voltage ≤1,000 volts	4.555.748	4.750.640	2.387.017	7.476.814
85364110	Digital relays; for a voltage ≤ 60 V	18.704	94.292	441.309	2.155.982
85364120	Relays of a kind used in radio equipment; for a voltage ≤ 60 V	1	2	763	2.055
85364130	Relays of a kind used in electric fans; for a voltage ≤ 60 V	–	194	–	122
85364140	Relays other than digital relays or of a kind used in radio equipment/electric fans, for a current < 16 A and voltage ≤ 60 V	8.209	24.986	75.592	334.932
85364191	Semiconductor or electro-magnetic relays of voltage ≤ 28 V	17.734	68.909	763.969	2.688.538
85364199	Semiconductor or electro-magnetic relays of voltage > 28 V but ≤ 60 V	65.588	240.396	1.454.331	4.745.681
85364910	Digital relays; for a voltage exceeding 60 V but not exceeding 1,000 V	7.572	34.303	371.347	1.040.809
85364990	Relay other than digital; for a voltage exceeding 60 V but not exceeding 1,000 V	2.014.877	2.377.161	4.058.449	13.963.065
85365020	Over-current and residual-current automatic switches, for a voltage not exceeding 1,000 volts	187.169	306.590	1.974.217	3.526.159
85365032	Switches for electric fans; power switches for radio receivers; for a voltage ≤ 1,000 volts	43.446	122.459	135.685	416.258
85365033	High inrush switches; power switches for TV; rotary, slide, see-saw & magnetic switches for AC; commutators for stoves & ranges; microphone switches; current capacity <16 A & voltage ≤1 kV	6.276	16.639	187.664	1.082.240
85365039	High inrush switches; power switches for TV; rotary, slide, see-saw & magnetic switches for AC; commutators for stoves & ranges; microphone switches; current capacity ≥16 A & voltage ≤1 kV	94.402	499.419	2.139.455	7.157.469
85365040	Miniature switches suitable for use in rice cookers or toaster ovens, a voltage not exceeding 1,000 volts	25.580	124.542	121.159	660.516

Tabel-tabel

Lanjutan Tabel 2.5

H S	Uraian Komoditi	Berat Bersih (kg)		Nilai CIF (US\$)	
		Maret 2024	Jan–Mar 2024	Maret 2024	Jan–Mar 2024
(1)	(2)	(3)	(4)	(5)	(6)
85365051	Insulated thyristor AC switches; electronics switches, consisting of chip-on-chip technology, voltage $\leq 1,000$ V; electro-mechanical snap-action switches for current $< 16$ A	10.538	34.938	169.844	515.697
85365059	Insulated thyristor AC switches; electronics switches, consisting of chip-on-chip technology, voltage $\leq 1,000$ V; electro-mechanical snap-action switches for current $\geq 16$ A but $\leq 11$ A	26.772	168.304	399.185	1.907.197
85365061	Make-and-break switches of a kind used in domestic electrical wiring, voltage $\leq 500$ V & rated current carrying capacity $< 16$ A	5.476	41.396	80.769	323.157
85365069	Make-and-break switches of a kind used in domestic electrical wiring, voltage $\leq 500$ V & rated current carrying capacity $\geq 16$ A but $\leq 20$ A	30.207	57.216	403.778	713.545
85365095	Change-over switches of a kind used for starting electric motors; fuse switches, voltage $\leq 1,000$ V	116.999	462.613	1.803.306	5.913.512
85365096	Electrical apparatus for switching or protecting electrical circuits n.e.c. in subheading 853650, voltage $\leq 1,000$ V & current $< 16$ A, not suitable for use in electric fans & starting motors	14.238	42.593	642.549	1.904.655
85365099	Electrical apparatus for switching or protecting electrical circuits n.e.c. in subheading 853650, voltage $\leq 1,000$ V & current $\geq 16$ A, not suitable for use in electric fans & starting motors	153.854	598.693	4.569.903	17.025.513
85366111	Lamp-holders of a kind used for compact lamps or halogen lamps, for a current $< 16$ A and voltage $\leq 1,000$ volts	31	21.938	46	31.297
85366119	Lamp-holders of a kind used for compact lamps or halogen lamps, for a current $\geq 16$ A and voltage $\leq 1,000$ volts	15	1.679	175	5.112
85366191	Lamp-holders not used for compact lamps or halogen lamps; for a current $< 16$ A and voltage $\leq 1,000$ volts	1.201	24.247	36.300	739.899
85366199	Lamp-holders not used for compact lamps or halogen lamps; for a current $\geq 16$ A and voltage $\leq 1,000$ volts	29.516	145.999	60.773	262.883
85366910	Telephone plugs, for a voltage $\leq 1,000$ volts	13.246	57.498	446.294	1.219.719
85366923	Audio/video sockets and cathode ray tube sockets for television or radio receivers, current $\leq 15$ A and voltage $\leq 1,000$ volts	59.586	141.807	83.974	218.541
85366924	Audio/video sockets and cathode ray tube sockets for television or radio receivers, current $> 15$ A but $< 16$ A and a voltage $\leq 1,000$ volts	67	4.142	290	133.520
85366929	Audio/video sockets and cathode ray tube sockets for television or radio receivers, current $\geq 16$ A and voltage $\leq 1,000$ volts	33.982	129.130	822.056	2.877.008
85366932	Sockets and plugs for co-axial cables and printed circuits, current $< 16$ A and voltage $\leq 1,000$ volts	11.443	56.831	524.932	1.881.970
85366939	Sockets and plugs for co-axial cables and printed circuits, current $\geq 16$ A and voltage $\leq 1,000$ volts	90.606	392.431	2.023.013	7.771.165
85366992	Plugs and sockets not for telephone or television or radio receivers or co-axial cables and printed circuits; for a current $< 16$ A and voltage $\leq 1,000$ volts	24.036	87.560	318.473	1.075.427
85366999	Plugs and sockets not for telephone or television or radio receivers or co-axial cables and printed circuits; for a current of $\geq 16$ A and voltage $\leq 1,000$ volts	59.871	409.649	1.409.985	8.892.854
85367010	Connectors for optical fibres, optical fibre bundles or cables, of ceramics, for a voltage not exceeding 1,000 volts	968	7.894	70.899	318.134
85367020	Connectors for optical fibres, optical fibre bundles or cables, of copper, for a voltage not exceeding 1,000 volts	2.652	16.201	46.408	180.568
85367090	Connectors for optical fibres, optical fibre bundles or cables, of other than ceramics or copper, for a voltage not exceeding 1,000 volts	306.313	1.173.982	5.236.298	15.737.259
85369012	Connection and contact elements for wires and cables; contact probes for wafer, for a current of less than 16 A and voltage not exceeding 1,000 volts	64.835	187.925	1.368.080	4.106.478
85369019	Connection and contact elements for wires and cables; contact probes for wafer, for a current of 16 A or more and voltage not exceeding 1,000 volts	1.076.252	2.724.466	17.298.060	62.755.328
85369022	Junction boxes, for a current of less than 16 A and voltage not exceeding 1,000 volts	1.932	5.685	21.133	82.809
85369029	Junction boxes, for a current of 16 A or more and voltage not exceeding 1,000 volts	38.107	219.478	1.034.462	3.999.552

Lanjutan Tabel 2.5

H S	Uraian Komoditi	Berat Bersih (kg)		Nilai CIF (US\$)	
		Maret 2024	Jan–Mar 2024	Maret 2024	Jan–Mar 2024
(1)	(2)	(3)	(4)	(5)	(6)
85369032	Cable connectors consisting of a jack plug, terminal with or without pin, connector, or adaptor for co-axial cable, for a current of less than 16 A and voltage not exceeding 1,000 volts;	53.648	183.810	2.482.397	8.074.735
85369039	Cable connectors consisting of a jack plug, terminal with or without pin, connector, or adaptor for co-axial cable, for a current of 16 A or more and voltage not exceeding 1,000 volts;	277.313	1.055.826	8.226.548	34.518.214
85369040	Battery clamps, of a kind used for motor vehicles of heading 8702, 8703, 8704 or 8711, for a voltage not exceeding 1,000 volts	37.393	112.512	1.583.439	4.504.707
85369093	Telephone patch panels, for a current of less than 16 A and voltage not exceeding 1,000 volts	47	267	195	2.863
85369094	Electrical apparatus for making connections to or in electrical circuits not elsewhere clasified in 8536, for a current < 16 A and voltage ≤ 1,000 volts	31.413	100.589	1.033.118	2.565.400
85369099	Electrical apparatus for making connections to or in electrical circuits not elsewhere spesified in 8536, for a current ≥ 16 A and voltage ≤ 1,000 volts	430.616	2.221.882	10.003.382	47.939.777
85371011	Control panels of a kind suitable for use in distributed control systems, for a voltage ≤ 1,000 V	85.532	200.443	2.903.581	7.043.927
85371012	Control panels fitted with a programmable processor, for a voltage ≤ 1,000 V	16.374	76.676	541.419	3.196.066
85371013	Control panels oth than a kind of for use in distributed control systems or fitted with programmable processor, suitable for goods of heading 8415, 8418, 8450, 8508, 8509 or 8516, voltage ≤ 1,000 V	82.430	300.242	462.928	1.694.082
85371019	Switchboards for a voltage ≤ 1,000 V	492.970	1.864.090	8.424.436	31.166.980
85371020	Distribution boards (including back panels and back planes) for use solely or principally with goods of heading 8471, 8517 or 8525, for a voltage ≤ 1,000 V	22.072	119.292	1.959.797	7.110.237
85371030	Programmable logic controllers for automated machines for transport, handling and storage of dies for semiconductor devices, for a voltage ≤ 1,000 V	75.549	109.225	1.564.080	2.457.226
85371040	Motor controllers with output rating of 24 V to 120 V DC and with ampere rating of 300 A to 500 A, voltage ≤ 1,000 V	707	12.052	63.852	180.697
85371091	Board,panel,console,desk,cabinet oth than switchboard & control panel/distribution board/programmable logic controller/motor controller; used in radio equipment/in electric fan; voltage ≤ 1,000 V	12.048	67.789	1.265.468	3.319.869
85371092	Board,panel,console,desk,cabinet oth than switchboard & control panel/distribution board/programmable logic controller/motor controller;suitable use in distribututed control systems;voltage ≤ 1,000 V	16.329	104.433	1.038.207	6.836.912
85371099	Board,panel,console,desk,cabinet oth than switchboard & control panel/distribution board/programmable logic controller/motor controller not elsewhere clasified in subheading 853710; voltage ≤ 1,000 V	4.413.184	9.342.259	50.068.181	125.032.853
85372011	Switchboards, incorporating electrical instruments for breaking, connecting or protecting electrical circuits for a voltage 66 kV or more	118.188	934.911	2.411.883	9.830.213
85372019	Switchboards; incorporating electrical instruments for breaking, connecting or protecting electrical circuits, for a voltage exceeding 1 kV but less than 66 kV	45.438	221.456	798.873	2.496.769
85372021	Control panels, incorporating electrical instruments for breaking, connecting or protecting electrical circuits for a voltage of 66 kV or more	45.599	109.109	742.067	1.599.169
85372029	Control panels, incorporating electrical instruments for breaking, connecting or protecting electrical circuits for a voltage exceeding 1 kV but less than 66 kV	29.421	137.735	377.857	2.327.972
85372090	Boards, panels, consoles, desks, cabinets & other bases, not elsewhere clasified in subheading 853720, for a voltage exceeding 1,000 V	2.165.769	6.440.624	26.345.202	88.976.248
85381011	Parts of programmable logic controllers for automated machines for transport, handling and storage of dies for semiconductor devices, for a voltage not exceeding 1,000 V	4.993	10.242	178.321	761.229

Tabel-tabel

Lanjutan Tabel 2.5

H S	Uraian Komoditi	Berat Bersih (kg)		Nilai CIF (US\$)	
		Maret 2024	Jan-Mar 2024	Maret 2024	Jan-Mar 2024
(1)	(2)	(3)	(4)	(5)	(6)
85381012	Parts of boards, panels, consoles, desks, cabinets and other bases for the goods of heading 8537, not equipped with their apparatus; used in radio equipment, for a voltage not exceeding 1,000 V	280	280	208	208
85381019	Part of board,panel,console,desk,cabinet & oth base for good of head 8537,not equipped w/ their apparatus oth than part of programmable logic controller/a kind used in radio equipment,voltage ≤1,000 V	168.621	584.915	2.744.122	9.179.312
85381021	Parts of programmable logic controllers for automated machines for transport, handling and storage of dies for semiconductor devices, for a voltage exceeding 1,000 V	77	1.183	57.448	151.532
85381029	Parts of board,panel,console,desk,cabinet&oth base for good of head 8537,not equipped w/ their apparatus oth than part of programmable logic controller/a kind used in radio equipment,voltage > 1,000 V	106.174	170.398	1.396.158	2.177.689
85389011	Parts suitable for use solely or principally with goods of HS. 85366910, 85369012 or 85369019; voltage ≤ 1,000 V	115.431	281.032	1.244.226	5.949.926
85389012	Parts suitable for use solely or principally with goods of HS. 85365051, 85365059, 85366932 or 85366939; voltage ≤ 1,000 V	74.708	308.163	1.590.924	4.887.690
85389013	Parts suitable for use solely or principally with goods of HS. 85371020; voltage ≤ 1,000 V	3.951	51.107	19.271	104.135
85389019	Parts suitable use solely/principally w/ apparatus of subhead 8535, 8536 or 8537; oth than HS. 85366910, 85369012, 85369019, 85365051, 85365059, 85366932, 85366939, or 85371020; voltage ≤ 1,000 V	335.043	1.305.220	8.550.627	32.911.805
85389020	Parts suitable for use solely or principally with the apparatus of subheading 8535, 8536 or 8537 equipped with their apparatus, voltage > 1,000 V	434.348	1.948.486	4.397.651	14.825.801
85391010	Sealed beam lamp units; for motor vehicles of Chapter 87	71.145	311.927	375.400	1.310.209
85391090	Sealed beam lamp units; other than for motor vehicles of Chapter 87	113.328	566.857	469.526	1.927.761
85392120	Tungsten halogen; of a kind used in medical equipment	96	215	34.178	104.648
85392130	Tungsten halogen; of a kind used for motor vehicles	29.874	161.025	566.187	2.831.580
85392140	Reflector lamp bulbs of tungsten halogen, not used in medical equipment or motor vehicles	1.927	19.459	81.074	218.342
85392190	Tungsten halogen other than reflector lamp bulbs tungsten halogen or of a kind used in medical equipment or motor vehicles	27.422	93.019	440.618	813.298
85392220	Filament lamps, excluding sealed beam units or ultra-violet or infra-red lamps or tungsten halogen, used in medical equipment; power ≤ 200 W and voltage > 100 V	94	101	23.782	26.174
85392231	Reflector lamp bulbs excluding reflector lamp bulbs of tungsten halogen, of a kind used in decorative illumination, power ≤ 60 W and voltage > 100 V	8.598	103.854	58.699	261.768
85392232	Reflector lamp bulbs excluding reflector lamp bulbs of tungsten halogen, of a kind used in decorative illumination, power > 60 W but ≤ 200 W and voltage > 100 V	5.579	95.671	27.215	165.376
85392233	Reflector lamp bulbs excluding reflector lamp bulbs of tungsten halogen, for domestic lighting, power ≤ 200 W and voltage >100 V	9.315	152.039	31.927	200.132
85392239	Reflector lamp bulbs excluding reflector lamp bulbs of tungsten halogen, not used in decorative illumination or domestic lighting, power ≤ 200 W and voltage >100 V	88.602	800.083	70.511	1.110.294
85392291	Filament lamps, excluding sealed beam unit, ultra-violet/infra-red lamps, tungsten halogen, and reflector lamp bulbs, used in decorative illumination, power ≤ 60 W & voltage > 100 V	33.120	115.645	62.072	278.993
85392293	Filament lamps, excluding sealed beam unit, ultra-violet/infra-red lamps, tungsten halogen, and reflector lamp bulbs, for domestic lighting, power ≤ 200 W & voltage > 100 V	4.763	35.818	90.876	447.344
85392299	Filament lamps, exclud sealed beam unit, ultra-violet/infra-red lamp, tungsten halogen & reflector lamp bulb, not used for domestic lighting & decorative illumination, power >60 W but ≤200 W & >100 V	91.776	243.402	241.474	674.066
85392910	Filament lamps, excluding sealed beam units, ultra-violet/infra-red lamps, and tungsten halogen, used in medical equipment; power > 200 W and voltage ≤ 100 V	48	15.134	18	144.718

Lanjutan Tabel 2.5

H S	Uraian Komoditi	Berat Bersih (kg)		Nilai CIF (US\$)	
		Maret 2024	Jan–Mar 2024	Maret 2024	Jan–Mar 2024
(1)	(2)	(3)	(4)	(5)	(6)
85392920	Filament lamps, excluding sealed beam units, ultra-violet/infra-red lamps, and tungsten halogen, used for motor vehicles; power > 200 W and voltage ≤ 100 V	26.313	105.641	600.669	1.907.738
85392930	Reflector lamp bulbs, excluding sealed beam units, ultra-violet/infra-red lamps, and tungsten halogen, not used in medical equipment or motor vehicles; power > 200 W and voltage ≤ 100 V	36.009	82.349	316.807	700.038
85392941	Flashlight bulbs; miniature indicator bulbs, rated up to 225 V, of a kind suitable for medical equipment,	–	1	–	374
85392949	Flashlight bulbs; miniature indicator bulbs, rated up to 225 V, of a kind not suitable for medical equipment,	2.172	8.732	23.528	68.622
85392950	Filament lamps, exclud sealed beam units, ultra-violet/infra-red lamps, or tungsten halogen or flashlight bulbs; miniature indicator bulbs; capacity > 200 W but ≤ 300 W and voltage > 100 V but ≤ 225 V	11	89	1.370	8.391
85392960	Filament lamps, exclud sealed beam units, ultra-violet/infra-red lamps, or tungsten halogen or flashlight bulbs; miniature indicator bulbs; capacity ≤ 200 W and voltage ≤ 100 V	34	7.255	853	65.974
85392990	Filament lamps, exclud sealed beam units, ultra-violet/infra-red lamps, or tungsten halogen or flashlight bulbs; miniature indicator bulbs, capacity > 300 W	44.219	302.995	301.537	2.123.080
85393110	Discharge lamps, other than UV lamps; tubes for compact fluorescent lamps; fluorescent, hot cathode	181	6.211	1.727	64.529
85393120	Discharge lamps, other than UV lamps, straight tubes for other fluorescent lamps; fluorescent hot cathode	31.241	76.130	215.959	492.159
85393130	Discharge lamps, other than UV lamps, Compact hot cathode fluorescent lamps with built-in ballast	34.878	181.688	343.282	2.550.999
85393190	Discharge lamps, oth than UV lamps; fluorescent hot cathode; not elsewhere classified in subheading 853931	1.277	3.944	31.584	118.785
85393200	Mercury or sodium vapour lamps; metal halide lamps	12.476	43.643	180.645	618.070
85393910	Discharge lamps, other than UV lamps; tubes for compact fluorescent lamps, other than fluorescent, hot cathode or mercury or sodium vapour lamps; metal halide lamps	78	2.702	3.390	13.141
85393920	Discharge lamps, other than UV lamps; cold cathode fluorescent lamps (CCFLs) for backlighting of flat panel displays	2	122	837	2.189
85393940	Discharge lamps, other than UV lamps; fluorescent cold cathode type other than tubes for compact fluorescent lamps or CCFLs for backlighting of flat panel displays	4	4	5.919	5.919
85393990	Discharge lamps, other than UV lamps; fluorescent, cold cathode; not elsewhere classified in 853939	8.356	42.272	173.094	656.173
85394100	Arc-lamps	366	4.978	152.051	303.398
85394900	Ultra-violet or infra-red lamps	22.915	151.075	580.452	1.656.570
85395100	Light-emitting diode (LED) modules	145.601	584.825	756.081	2.770.188
85395210	Light-emitting diode (LED) lamps, equipped with screw bases	77.002	2.248.108	837.379	34.526.979
85395290	Light-emitting diode (LED) lamps, not equipped with screw bases	74.364	1.095.898	1.163.868	10.907.423
85399010	Parts of aluminium end caps for fluorescent lamps; aluminium screw caps for incandescent lamps	45.699	90.845	66.239	148.529
85399020	Parts of electric filament or discharge lamps, oth than aluminium end caps for fluorescent lamps; aluminium screw caps for incandescent lamps; suitable for lamps of motor vehicles	2.083	13.857	11.067	407.869
85399030	Parts of electric filament/discharge lamps, of subhead 85395100; oth than aluminium end caps for fluorescent lamps; aluminium screw caps for incandescent lamps, not suitable for motor vehicles lamps	57	1.439	416	4.152
85399090	Parts of electric filament/discharge lamps oth than aluminium end caps for fluorescent lamps; aluminium screw caps for incandescent lamps; not suitable for motor vehicles lamps/of subhead 85395100,	188.375	1.187.099	672.066	3.385.943
85401100	Colour cathode-ray television picture tubes, including video monitor cathode-ray tubes	–	4	–	75
85401200	Monochrome cathode-ray television picture tubes, including video monitor cathode-ray tubes	–	5	–	6
85402000	Television camera tubes; image converters and intensifiers; other photo-cathode tubes	647	1.450	76.958	143.831

Tabel-tabel

Lanjutan Tabel 2.5

H S	Uraian Komoditi	Berat Bersih (kg)		Nilai CIF (US\$)	
		Maret 2024	Jan–Mar 2024	Maret 2024	Jan–Mar 2024
(1)	(2)	(3)	(4)	(5)	(6)
85404010	Data/graphic display tubes, colour, with a phosphor dot screen pitch smaller than 04 mm, of a kind used for articles of heading 8525	2	14	136	1.704
85404090	Data/graphic display tubes, monochrome	26	2.449	20.831	32.593
85407100	Magnetrons	673	2.796	54.618	187.266
85407900	Microwave tubes other than magnetrons( for example, klystrons, travelling wave tubes, carcinotrons), excluding grid-controlled tubes	7	7	350	350
85408100	Receiver or amplifier valves and tubes	512	1.250	161.180	230.513
85408900	Thermionic, cold cathode or photo-cathode valves and tubes not elsewhere classified in 8540	118	3.589	16.293	83.919
85409100	Parts of cathode-ray tubes	187	520	2.908	8.794
85409900	Part of thermionic, cold cathode or photo-cathode valves and tubes other than cathode-ray tubes	2.068	2.108	21.688	33.490
85411000	Diodes, other than photosensitive or light-emitting diodes (LED)	135.371	371.421	8.604.133	24.285.139
85412100	Transistors, other than photosensitive transistors with a dissipation rate of less than 1 W	15.967	53.867	2.920.529	10.010.302
85412900	Transistors, other than photosensitive transistors without a dissipation rate of less than 1 W	66.648	226.682	7.304.454	20.222.153
85413000	Thyristors, diacs and triacs, other than photosensitive devices	14.137	42.936	425.718	1.320.861
85414100	Light-emitting diodes (LED), whether or not assembled with other light-emitting diodes (LED)	63.696	198.070	7.881.172	21.733.190
85414200	Photovoltaic cells not assembled in modules or made up into panels	75.998	703.637	1.354.013	33.007.804
85414300	Photovoltaic cells assembled in modules or made up into panels	1.548.458	5.054.395	5.027.906	14.725.807
85414900	Photosensitive semiconductor devices, other than LED and photovoltaic cells whether or not assembled in modules or made up into panels	46.415	880.959	1.716.693	8.590.598
85415100	Semiconductor-based transducers	2.164	12.718	139.392	579.780
85415900	Semiconductor devices other than semiconductor-based transducers	31.059	95.266	1.280.465	7.712.596
85416000	Mounted piezo-electric crystals	4.882	15.493	1.962.291	5.531.832
85419000	Part of semiconductor devices or photosensitive semiconductor devices or light-emitting diodes (LED) or mounted piezo-electric crystals	93.120	372.810	1.621.698	5.593.231
85423100	Electronic integrated circuits: processors and controllers, whether or not combined with memories, converters, logic circuits, amplifiers, clock and timing circuits, or other circuits	99.282	281.194	62.515.198	197.132.735
85423200	Electronic integrated circuits: memories	11.411	51.040	25.977.249	59.223.512
85423300	Electronic integrated circuits: amplifiers	29.252	161.975	9.918.371	26.160.777
85423900	Electronic integrated circuits other than processors and controllers or memories or amplifiers	70.919	247.156	18.082.407	64.824.923
85429000	Part of electronic integrated circuits	270.069	757.206	210.618.206	649.953.535
85431000	Electrical machines and apparatus, having individual functions, particle accelerators	1	67	30	75.934
85432000	Electrical machines and apparatus, having individual functions, signal generators	23.899	33.344	646.275	25.889.265
85433020	Wet processing equipment for application by immersion of chemical/electrochemical solutions, whether/not for the purpose of removing material on printed circuit board/printed wiring board substrates	16.890	26.229	72.854	564.764
85433091	Electroplating and electrolysis machines of a kind use solely or principally for the manufacture of printed circuits	667	692	1.035	3.508
85433099	Machines and apparatus for electroplating, electrolysis or electrophoresis, not elsewhere classified in subheading 854330	194.974	395.308	4.583.139	7.510.850
85434000	Electronic cigarettes and similar personal electric vaporising devices	48.098	135.420	4.175.392	11.262.538
85437010	Electric fence energisers	49.570	138.388	213.595	1.908.154
85437021	Cordless infrared remote control devices for video game consoles, other than game controllers of heading 9504	28.039	69.274	221.238	469.004
85437029	Remote control apparatus, other than radio remote control apparatus; other than cordless infrared remote control devices for video game consoles, excluding game controllers of heading 9504	249.363	1.075.552	3.632.907	13.255.320
85437030	Electrical machines and apparatus with translation or dictionary functions	487	6.868	43.989	146.966



Lanjutan Tabel 2.5

H S	Uraian Komoditi	Berat Bersih (kg)		Nilai CIF (US\$)	
		Maret 2024	Jan–Mar 2024	Maret 2024	Jan–Mar 2024
(1)	(2)	(3)	(4)	(5)	(6)
85437040	Equipment for removal of dust particles/elimination of electrostatic charge during the manufacture of PCB/PWB/PCBA; machine for curing material by ultra-violet light for the manufacture of PCB/PWB/PCBA	17.451	97.195	293.638	1.045.118
85437050	Microwave amplifiers; digital flight-data recorders; portable battery operated electronic reader for recording and reproducing text, still image or audio file	1	136	3.953	6.955
85437060	Digital signal processing apparatus capable of connect to a wired/wireless network for the mixing of sound; articles specifically designed for connect to telegraphic or telephonic apparatus/networks	12.180	28.280	161.121	613.340
85437090	Electrical machines and apparatus, having individual functions, not specified or included elsewhere in subheading 8543	203.993	1.387.335	2.954.141	19.637.528
85439010	Parts of goods of subheading 854310 or 854320	239	508	58.537	106.107
85439020	Parts of goods of subheading 85433020	203	203	23.715	23.715
85439030	Parts of goods of subheading 85437030	7	1.332	7	5.636
85439040	Parts of goods of subheading 85437040	9.056	21.745	92.804	171.168
85439090	Parts of electrical machines and apparatus, having individual functions other than of goods of subheading 854310 or 854320, 85433020, 85437030, and 85437040	517.855	1.020.198	9.530.457	25.871.348
85441120	Winding wire of copper with an outer coating or covering of paper, textiles or poly(vinyl chloride)	122.215	285.172	1.140.275	2.604.817
85441130	Winding wire of copper with an outer coating of lacquer	47.722	115.026	589.660	1.481.172
85441140	Winding wire of copper with an outer coating of enamel	98.133	299.352	1.134.567	3.395.075
85441190	Winding wire of copper without an outer coating or covering of paper, textiles or PVC, lacquer, and enamel	108.323	317.417	1.304.424	3.694.281
85441900	Winding wire of other than copper	99.687	175.227	587.403	1.136.449
85442011	Insulated cable fitted with rubber or plastics, for a voltage not exceeding 66 kV	19.922	175.136	320.471	1.917.306
85442019	Insulated cable fitted other than with rubber or plastics, for a voltage not exceeding 66 kV	292.248	940.587	2.806.359	8.213.018
85442021	Insulated cable not fitted with rubber or plastics, for a voltage not exceeding 66 kV	1.814	105.539	73.425	734.019
85442029	Insulated cable not fitted other than with rubber or plastics, for a voltage not exceeding 66 kV	388.963	1.008.009	5.818.923	11.489.564
85442031	Insulated cable fitted with rubber or plastics, for a voltage exceeding 66 kV	10.324	12.768	42.642	100.044
85442039	Insulated cable fitted other than with rubber or plastics, for a voltage exceeding 66 kV	16.751	107.205	290.291	1.145.167
85442041	Insulated cable not fitted with rubber or plastics, for a voltage exceeding 66 kV	64.627	175.120	347.730	687.156
85442049	Insulated cable not fitted other than with rubber or plastics, for a voltage exceeding 66 kV	361.198	1.094.809	1.626.219	5.161.461
85443012	Wiring harnesses for motor vehicles, insulated with rubber or plastics, of a kind used for vehicles of heading 8702, 8703, 8704 or 8711	303.129	785.548	3.246.725	8.526.842
85443013	Wiring harnesses for motor vehicles, insulated with rubber or plastics, of a kind not used for vehicles of heading 8702, 8703, 8704 or 8711	16.820	70.341	425.720	1.344.351
85443014	Wiring harnesses for motor vehicles, insulated other than with rubber or plastics, of a kind used for vehicles of heading 8702, 8703, 8704 or 8711	9.337	36.659	206.037	577.052
85443019	Wiring harnesses for motor vehicles, insulated other than with rubber or plastics, of a kind used not for vehicles of heading 8702, 8703, 8704 or 8711	78.624	296.586	1.200.857	3.571.690
85443091	Ignition wiring sets and other wiring sets of a kind used in vehicles other than motor vehicles, aircraft, ships; insulated with rubber or plastics	6.959	15.412	183.871	396.664
85443099	Ignition wiring sets and other wiring sets of a kind used in vehicles other than motor vehicles, aircraft, ships; insulated not with rubber or plastics	173.340	1.600.373	3.861.292	20.386.630

Lanjutan Tabel 2.5

H S	Uraian Komoditi	Berat Bersih (kg)		Nilai CIF (US\$)	
		Maret 2024	Jan–Mar 2024	Maret 2024	Jan–Mar 2024
(1)	(2)	(3)	(4)	(5)	(6)
85444211	Submarine telephone cables; submarine telegraph cables; submarine radio relay cables, fitted with connectors, for a voltage $\leq 80$ V	25.180	98.839	564.958	1.823.437
85444213	Electric conductors insulated with rubber, plastics or paper; fitted with connectors, used for telecommunications, voltage $\leq 80$ V, other than submarine telephone/telegraph/radio relay cables	47.167	157.408	1.027.612	3.003.347
85444219	Electric conductors, fitted with connectors, used for telecommunications, voltage $\leq 80$ V; not insulated with rubber, plastics or paper; other than submarine telephone/telegraph/radio relay cables	254.263	1.020.971	4.342.709	15.466.784
85444221	Submarine telephone cables; submarine telegraph cables; submarine radio relay cables, fitted with connectors, voltage $> 80$ V but $\leq 1,000$ V	16.174	25.678	340.354	931.031
85444223	Electric conductors insulated with rubber, plastics/paper; fitted with connectors, used for telecommunications, voltage $> 80$ V but $\leq 1,000$ V, oth than submarine telephone/telegraph/radio relay cables	11.342	42.149	181.345	757.028
85444229	Electric conductors, fitted with connector, used for telecommunication, voltage $> 80$ V but $\leq 1,000$ V; not insulated with rubber/plastics/paper; oth than submarine telephone/telegraph/radio relay cables	188.640	803.167	2.017.601	8.335.762
85444232	Battery cables, fitted with connectors, isulated with rubber or platics, for vehicles of heading 8702, 8703, 8704 or 8711; voltage $\leq 1,000$ V	2.708	18.282	37.776	630.452
85444233	Battery cables, fitted with connectors, isulated with rubber or platics, other than for vehicles heading 8702, 8703, 8704 or 8711; voltage $\leq 1,000$ V	576	924	8.553	22.172
85444234	Battery cables, fitted with connectors, not isulated with rubber or platics, for vehicles of heading 8702, 8703, 8704 or 8711; voltage $\leq 1,000$ V	35	696	677	10.063
85444239	Battery cables, fitted with connectors, not isulated with rubber or platics, for vehicles other than heading 8702, 8703, 8704 or 8711; voltage $\leq 1,000$ V	9.133	34.684	209.586	603.893
85444291	Flat data cables having two lines or more, fitted with connectors, insulated with rubber, plastics or paper; voltage $\leq 1,000$ V	22.282	23.839	213.348	239.907
85444292	Flat data cables having two lines or more, fitted with connectors, not insulated with rubber, plastics or paper; voltage $\leq 1,000$ V	12.091	39.623	27.480	77.262
85444294	Electric cables insulated with plastics, of which each core having diameter $\leq 5$ mm; fitted with connectors, voltage $\leq 1,000$ V	23.911	156.362	225.646	1.239.632
85444295	Electric cables insulated with plastics, of which each core having diameter $> 5$ mm but $\leq 195$ mm; fitted with connectors, voltage $\leq 1,000$ V	12	260	21	12.781
85444296	Electric cables insulated with plastics $> 195$ mm, fitted with connectors; voltage $\leq 1,000$ V; other than battery cables, not for communications	25.927	88.965	312.772	1.201.736
85444297	Electric cables insulated with rubber or paper, fitted with connectors; voltage $\leq 1,000$ V; other than battery cables, not for communications	4.238	4.757	4.520	13.262
85444299	Electric conductors, fitted with connectors; voltage $\leq 1,000$ V; not used for telecommunications other than battery cables	305.420	1.080.057	3.323.451	13.031.315
85444911	Submarine telephone cables; submarine telegraph cables; submarine radio relay cables, not fitted with connectors, for a voltage $\leq 80$ V	94.019	250.613	411.015	1.222.183
85444913	Electric conductors insulated with rubber, plastics or paper; not fitted with connectors, used for telecommunications, voltage $\leq 80$ V, other than submarine telephone/telegraph/radio relay cables;	117.697	327.084	762.831	2.133.748
85444919	Electric conductors, not fitted with connectors, used for telecommunications, voltage $\leq 80$ V; insulated not with rubber/plastics/paper; other than submarine telephone/telegraph/radio relay cables	564.797	1.361.526	3.368.685	11.206.921
85444921	Shielded wire of a kind used in the manufacture of automotive wiring harnesses, not fitted with connectors, voltage $\leq 80$ V	584.653	2.577.188	5.915.238	24.094.185

Lanjutan Tabel 2.5

H S	Uraian Komoditi	Berat Bersih (kg)		Nilai CIF (US\$)	
		Maret 2024	Jan-Mar 2024	Maret 2024	Jan-Mar 2024
(1)	(2)	(3)	(4)	(5)	(6)
85444922	Electric cables insulated with plastics, each core having D ≤ 195 mm, not fitted with connectors, voltage ≤ 80 V, not used for telecommunications oth than manufacture automotive wiring harnesses	6.820	34.581	50.221	288.267
85444923	Electric cables insulated with plastics, each core having D > 195 mm, not fitted with connectors, voltage ≤ 80 V, not used for telecommunications oth than manufacture automotive wiring harnesses	18.414	35.118	388.792	787.322
85444924	Electric conductors other than electric cables, insulated with rubber, plastics or paper, not fitted with connectors, not used for telecommunications, voltage ≤ 80 V	18.342	117.905	194.163	1.110.144
85444929	Electric conductors other than electric cables, insulated not with rubber, plastics or paper, not fitted with connectors, not used for telecommunications, voltage ≤ 80 V	609.484	2.162.595	4.671.093	16.718.277
85444931	Submarine telephone cables; submarine telegraph cables; submarine radio relay cables, not fitted with connectors, voltage > 80 V but ≤ 1,000 V	—	41	—	784
85444932	Electric conductors insulated with plastics, not fitted with connectors, used for telecommunications, voltage > 80 V but ≤ 1,000 V, oth than submarine telephone/telegraph/radio relay cables	290.237	586.581	1.845.622	3.025.617
85444933	Electric conductors insulated with rubber or paper, not fitted with connectors, used for telecommunications, voltage > 80 V but ≤ 1,000 V, oth than submarine telephone/telegraph/radio relay cables	251.884	461.818	7.948.131	15.186.297
85444939	Electric conductors, not fitted w/ connector, used for telecommunication, voltage > 80 V but ≤ 1,000 V; not insulated w/ rubber/plastics/paper, oth than submarine telephone/telegraph/radio relay cable	107.575	411.719	842.536	3.732.546
85444941	Cables insulated with plastics, not used for telecommunications, not fitted with connectors, voltage > 80 V but ≤ 1,000 V	8.106	47.240	210.662	863.544
85444942	Cables insulated with rubber, plastics or paper, not fitted with connectors, use for telecommunications, voltage > 80 V but ≤ 1,000 V; other than cables insulated with plastics	2.522.337	7.048.705	15.595.986	48.180.350
85444949	Electric conductors, not fitted w/ connectors, not use for telecommunication, voltage > 80 V but ≤ 1,000 V, oth than cables insulated with plastics, rubber, plastics/paper	1.066.403	3.470.808	8.400.801	24.573.178
85446011	Cables insulated with plastics, of which each core having diameter of less than 227 mm, voltage > 1 kV but ≤ 36 kV	76	81	1.641	1.867
85446012	Cables insulated with rubber, plastics or paper, of which each core having diameter ≥ 227 mm, voltage > 1 kV but ≤ 36 kV	203.331	1.091.998	2.124.615	7.292.482
85446019	Electronics conductors other than cables insulated with rubber, plastics or paper, voltage exceeding 1 kV but not exceeding 36 kV	17.934	78.984	173.312	655.795
85446021	Cables insulated with plastics, of which each core having diameter < 227 mm, voltage > 36 kV but ≤ 66 kV	2.145	67.886	306.225	491.018
85446022	Cables insulated with rubber, plastics or paper, of which each core having diameter ≥ 227 mm, voltage > 36 kV but ≤ 66 kV	898	5.557	65.088	164.343
85446029	Electronics conductors other than cables insulated with rubber, plastics or paper, voltage > 36 kV but ≤ 66 kV	22.460	123.680	253.455	1.326.905
85446031	Electronics conductors insulated with rubber, plastics or paper, voltage exceeding 66 kV	135.059	170.201	872.299	1.193.006
85446039	Electronics conductors not insulated with rubber, plastics or paper, voltage exceeding 66 kV	541.742	809.405	6.219.628	8.317.642
85447010	Submarine telephone cables; submarine telegraph cables; submarine radio relay cables	56.808	648.717	176.897	5.486.135
85447090	Optical fibre cables other than submarine telephone cables; submarine telegraph cables; submarine radio relay cables	947.934	7.732.665	4.342.454	27.407.898
85451100	Carbon electrodes with or without metal, of a kind used for furnaces	323.987	864.956	865.049	2.343.016
85451900	Carbon electrodes with or without metal, of a kind used for electrical purpose other than furnaces	17.660.561	42.694.646	11.411.912	28.604.817
85452000	Carbon brushes with or without metal, of a kind used for electrical purposes	80.744	235.332	1.475.537	3.723.471

Tabel-tabel

Lanjutan Tabel 2.5

H S	Uraian Komoditi	Berat Bersih (kg)		Nilai CIF (US\$)	
		Maret 2024	Jan–Mar 2024	Maret 2024	Jan–Mar 2024
(1)	(2)	(3)	(4)	(5)	(6)
85459000	Lamp carbons, battery carbons and other articles of graphite or other carbon, with or without metal, of a kind used for electrical purposes	63.002	241.290	722.337	2.055.025
85461000	Electrical insulators of glass	241.142	920.350	601.993	2.175.022
85462010	Transformer bushings and circuit breaker insulators of ceramics	65.821	186.170	696.041	1.412.339
85462090	Electrical insulators other than transformer bushings and circuit breaker insulators of ceramics	639.897	1.368.247	1.211.144	2.615.770
85469000	Electrical insulators of any material other than of glass or of ceramics	146.036	600.273	1.158.738	4.029.911
85471000	Insulating fittings for electrical machines, of ceramics, other than insulators of heading 8546	32.960	141.633	937.220	3.397.379
85472000	Insulating fittings for electrical machines, of plastics, other than insulators of heading 8546	200.817	532.520	2.921.334	8.248.710
85479010	Electric conduit tubing and joints therefor, of base metal lined with insulating material	2.018	212.440	36.261	506.418
85479090	Appliances/equipment, being fittings wholly of insulating material apart from any minor components of metal, incorporated during moulding solely for assembly, other than insulators of heading 8546	154.924	733.864	1.640.585	5.259.529
85480000	Electrical parts of machinery or apparatus, not specified or included elsewhere in this Chapter	42.222	200.804	3.157.621	13.283.348
85491199	Spent lead-acid accumulators; not used in aircraft, other than subheading 85071092, 85071095, 85072094 or 85072095	–	4	–	50
85491990	Spent primary cells, spent primary batteries and spent electric accumulators, other than classified in subheading 854911-854914	1	1	1	1
85492100	Electrical&electronic waste&scrap,used for recovery of precious metal,have primary cells/batteri,electric accumulator,mercury-switch,glass from CRT/electronic part have cadmium,mercury, lead/PCBs	–	20	–	162
85492900	Electrical&electronic waste&scrap,used for recovery of precious metal,not have primary cells/batteri,electric accumulator,mercury-switch,glass from CRT/electronic part have cadmium,mercury, lead/PCBs	2	2	404	404
85493100	Electrical&electronic waste&scrap,used for oth electrical&electronic assemblies&PCB,have primary cells/batteri,electric accumulator,mercury-switch,glass from CRT/electronic part have cadmium,mercury, lead/PCBs	654.310	1.879.384	738.326	2.097.653
85493900	Electrical&electronic waste&scrap,used for oth electrical&electronic assemblies&PCB,not have primary cells/batteri,electric accumulator,mercury-switch,glass from CRT/electronic part have cadmium,mercury, lead/PCBs	3	269	831	9.279
85499900	Electrical and electronic waste and scrap, not elsewhere classified in heading 8549	927	28.323	27.968	91.018
86011000	Rail locomotives powered from an external source of electricity	3	4.067.208	282	12.995.695
86012000	Rail locomotives powered by electric accumulators	45.491	90.982	2.140.959	4.567.736
86029000	Rail locomotives; locomotive tenders, power from internal source of electricity or not by electric accumulators, other than diesel-electric locomotives	–	83.059	–	292.484
86039000	Self-propelled railway or tramway coaches, vans and trucks, other than those of heading 8604; powered from an internal source of electricity	–	1	–	48
86040000	Railway or tramway maintenance or service vehicles, whether or not self-propelled (for example, workshops, cranes, ballast tampers, trackliners, testing coaches and track inspection vehicles)	–	148.063	–	4.693.218
86061000	Tank wagons and the like, not self-propelled	–	1	–	32
86069900	Railway or tramway goods vans and wagons, not self-propelled, other than tank wagons or self-discharging vans & wagons; open, with removable sides of a height > 60 cm; not covered and closed	–	148.316	–	281.134
86071100	Driving bogies and bissel-bogies	10.138	13.858	1.625.388	1.652.588
86071200	Bogies and bissel-bogies other than driving bogies and bissel-bogies	13	2.077	385	106.217
86071900	Axles and wheels, including parts thereof and parts of bogies or bissel bogies	245.664	574.036	2.590.444	6.772.971
86072100	Air brakes and parts thereof	11.766	18.159	1.009.898	1.412.940
86072900	Brakes other than air brakes and parts thereof	11	16.312	1.724	744.463

Lanjutan Tabel 2.5

H S	Uraian Komoditi	Berat Bersih (kg)		Nilai CIF (US\$)	
		Maret 2024	Jan–Mar 2024	Maret 2024	Jan–Mar 2024
(1)	(2)	(3)	(4)	(5)	(6)
86073000	Hooks and other coupling devices, buffers, and parts thereof	12.506	21.732	357.164	537.214
86079100	Parts of railway or tramway of locomotives, other than bogies, bissel-bogies, axles and wheels, brakes, and parts thereof	22.533	27.485	343.647	667.719
86079900	Parts of railway or tramway of rolling-stock, other than bogies, bissel-bogies, axles and wheels, brakes, and parts thereof	134.336	596.150	2.981.023	9.888.117
86080020	Electro-mechanical signalling, safety or traffic control equipment for railways, tramways, roads, inland waterways, parking facilities, port installations or airfields	7.886	34.331	390.199	699.860
86080090	Non electro-mechanical signalling, safety or traffic control equipment for railways, tramways, roads, inland waterways, parking facilities, port installations or airfields	79.400	195.176	452.175	1.086.111
86090010	Containers of base metal (including containers for the transport of fluids) specially designed and equipped for carriage by one or more modes of transport	8.755.420	23.241.637	5.163.271	20.352.958
86090090	Containers of non-base metal (including containers for the transport of fluids) specially designed and equipped for carriage by one or more modes of transport	50.328	285.738	180.646	840.512
87011011	Single axle tractors for agricultural use; of a power ≤ 225 kW, whether or not electrically operated	568	4.266	4.539	17.311
87011019	Single axle tractors not for agricultural use; of a power ≤ 225 kW, whether or not electrically operated	–	19.534	–	15.124
87011091	Single axle tractors for agricultural use; of a power > 225 kW, whether or not electrically operated	–	76.715	–	569.957
87011099	Single axle tractors not for agricultural use; of a power > 225 kW, whether or not electrically operated	–	307	–	901
87012190	Road tractors for semi-trailers with only compression-ignition internal combustion piston engine (diesel or semi-diesel), not CKD	1.911.327	5.137.997	11.912.691	32.879.717
87012490	Road tractors for semi-trailers with only electric motor for propulsion, not CKD	–	37.050	–	439.824
87013000	Track-laying tractors	63.400	103.400	191.370	456.292
87019110	Agricultural tractors, of an engine power not exceeding 18 kW	27.100	65.518	346.000	503.259
87019210	Agricultural tractors, of an engine power exceeding 18 kW but not exceeding 37 kW	472.304	1.924.190	2.947.235	11.634.179
87019290	Tractors for oth than agricultural, of an engine power exceeding 18 kW but not exceeding 37 kW	170.730	368.775	910.106	1.912.957
87019310	Agricultural tractors, of an engine power exceeding 37 kW but not exceeding 75 kW	44.910	213.270	394.509	1.704.684
87019390	Tractors for oth than agricultural, of an engine power exceeding 37 kW but not exceeding 75 kW	11.984	87.010	95.659	635.476
87019410	Agricultural tractors, of an engine power exceeding 75 kW but not exceeding 130 kW	300.521	808.522	909.889	2.896.413
87019490	Tractors for oth than agricultural, of an engine power exceeding 75 kW but not exceeding 130 kW	8.429	8.429	36.965	36.965
87021060	Motor cars (including stretch limousines ), for the transport of ≥ 10 persons, including driver; with only engine (diesel or semi-diesel); not CKD	–	68.440	–	772.584
87021079	Motor coaches, buses or minibuses, for the transport ≥ 30 persons, specially design use in airports, of a gvw of > 18 t but ≤ 24 t, with only engine (diesel or semi-diesel); not CKD	–	140.424	–	886.613
87021089	Motor coaches, buses, minibuses, for the transport of ≥ 30 persons; of a gvw of > 18 t but ≤ 24 t, with only engine (diesel or semi-diesel); not CKD	–	953.133	–	14.410.279
87022031	Motor coaches, buses or minibuses, for the transport of ≥ 10 persons but < 30 persons, of a gvw of ≥ 6 t but ≤ 18 t, hybrid electric and engine (diesel or semi-diesel) for propulsion, CKD	–	104.623	–	944.795
87024050	Motor cars (including stretch limousines), for the transport of ≥ 10 persons, incl driver; with only electric motor for propulsion, not CKD	7.000	23.345	43.940	118.974
87024079	Motor coaches, buses or minibuses, of a gvw ≤ 24 t for transport of ≥ 30 persons; with only electric motor for propulsion, not CKD	–	18.130	–	55.447
87024099	Vans, of a gvw ≤ 24 t, for the transport of ≥ 10 persons, incl driver; with only electric motor for propulsion, not CKD	–	2.080	–	28.663
87031010	Golf cars (including golf buggies) and similar vehicles	30.230	98.987	291.810	900.532
87031090	Vehicles specially designed for travelling on snow	540	540	9.763	9.763

Tabel-tabel

Lanjutan Tabel 2.5

H S	Uraian Komoditi	Berat Bersih (kg)		Nilai CIF (US\$)	
		Maret 2024	Jan–Mar 2024	Maret 2024	Jan–Mar 2024
(1)	(2)	(3)	(4)	(5)	(6)
87032131	Three-wheeled vehicles, with only spark-ignition internal combustion piston engine, of a cylinder capacity ≤ 1,000 cc, CKD	1.502	1.502	7.086	7.086
87032141	Go-karts, with only spark-ignition internal combustion piston engine, of a cylinder capacity ≤ 1,000 cc, not CKD	–	6.099	–	840
87032142	All-Terrain Vehicles (ATV), with only spark-ignition internal combustion piston engine, of a cylinder capacity ≤ 1,000 cc, not CKD	19.548	160.642	146.176	486.425
87032159	Motor cars (incl station wagon & sports car, but excl van, sedan, motor-homes, ambulance, ATV, Go-kart), not 4 WD, w/ only spark-ignition internal combustion piston engine, cylinder capacity ≤ 1,000 cc, not CKD	79.644	413.478	726.577	3.589.788
87032199	Vans, with only spark-ignition internal combustion piston engine, of a cylinder capacity ≤ 1,000 cc, not CKD	37.950	37.950	152.790	152.790
87032217	Sedan, with only spark-ignition internal combustion piston engine, of a cylinder capacity > 1,000 cc but ≤ 1,500 cc, CKD	–	83.222	–	1.196.691
87032229	Motor cars (including station wagons and sports cars, not including vans), of 4 WD, with only spark-ignition internal combustion piston engine, of a cylinder capacity > 1,000 cc but ≤ 1,500 cc, CKD	102.797	135.841	1.113.190	1.749.141
87032247	Sedan, with only spark-ignition internal combustion piston engine, of a cylinder capacity > 1,000 cc but ≤ 1,500 cc, not CKD	548.757	1.088.723	7.239.944	14.489.896
87032251	Motor cars (including station wagons and sports cars, not incl vans), of 4 WD, with only spark-ignition internal combustion piston engine, of a cylinder capacity > 1,000 cc but ≤ 1,500 cc, not CKD	65.826	979.244	564.296	9.695.495
87032259	Motor cars (including station wagons and sports cars, not incl vans), of 4 WD, with only spark-ignition internal combustion piston engine, of a cylinder capacity > 1,000 cc but ≤ 1,500 cc, not CKD	814.513	3.986.611	9.723.028	42.070.313
87032322	Sedan, with only spark-ignition internal combustion piston engine, of a cylinder capacity > 1,800 cc but ≤ 2,000 cc, CKD	310.151	648.339	3.945.797	8.540.371
87032324	Sedan, with only spark-ignition internal combustion piston engine, of a cylinder capacity > 2,500 cc, CKD	–	181.196	–	4.288.449
87032332	Motor cars (incl station wagons and sports cars, not incl vans), of 4WD, with only spark-ignition internal combustion piston engine, of a cylinder capacity > 1,800 cc but ≤ 2,000 cc, CKD	–	658.388	–	9.909.524
87032334	Motor cars (incl station wagons and sports cars, not incl vans), of 4WD, with only spark-ignition internal combustion piston engine, of a cylinder capacity > 2,500 cc, CKD	55.407	1.041.347	1.292.064	20.027.669
87032335	Motor cars (incl station wagons and sports cars, not incl vans), not 4WD, with only spark-ignition internal combustion piston engine, of a cylinder capacity > 1,500 cc but ≤ 2,000 cc; CKD	–	126.623	–	1.386.147
87032336	Motor cars (incl station wagons and sports cars, not incl vans), not 4WD, with only spark-ignition internal combustion piston engine, of a cylinder capacity > 2,000 cc; CKD	112.188	112.188	1.306.682	1.306.682
87032355	Sedan, with only spark-ignition internal combustion piston engine, of a cylinder capacity > 1,500 cc but ≤ 1,800 cc; not CKD	12.285	35.227	166.077	490.046
87032356	Sedan, with only spark-ignition internal combustion piston engine, of a cylinder capacity > 1,800 cc but ≤ 2,000 cc; not CKD	32.592	87.825	555.628	1.619.448
87032357	Sedan, with only spark-ignition internal combustion piston engine, of a cylinder capacity > 2,000 cc but ≤ 2,500 cc; not CKD	29.946	113.949	514.536	1.646.330
87032358	Sedan, with only spark-ignition internal combustion piston engine, of a cylinder capacity > 2,500 cc; not CKD	32.785	87.472	1.959.702	5.491.250
87032361	Motor cars (incl station wagons and sports cars, not incl vans), of 4WD, with only spark-ignition internal combustion piston engine, of a cylinder capacity > 1,500 cc but ≤ 1,800 cc; not CKD	–	2.246	–	25.302
87032362	Motor cars (incl station wagons and sports cars, not incl vans), of 4WD, with only spark-ignition internal combustion piston engine, of a cylinder capacity > 1,800 cc but ≤ 2,000 cc; not CKD	44.770	118.885	735.946	2.094.751
87032363	Motor cars (incl station wagons and sports cars, not incl vans), of 4WD, with only spark-ignition internal combustion piston engine, of a cylinder capacity > 2,000 cc but ≤ 2,500 cc; not CKD	330.666	592.204	3.704.598	6.797.756
87032364	Motor cars (incl station wagons and sports cars, not incl vans), of 4WD, with only spark-ignition internal combustion piston engine, of a cylinder capacity > 2,500 cc; not CKD	57.298	143.656	1.710.387	4.420.263

Lanjutan Tabel 2.5

H S	Uraian Komoditi	Berat Bersih (kg)		Nilai CIF (US\$)	
		Maret 2024	Jan–Mar 2024	Maret 2024	Jan–Mar 2024
(1)	(2)	(3)	(4)	(5)	(6)
87032365	Motor cars (incl station wagons and sports cars, not incl vans), not 4 WD, with only spark-ignition internal combustion piston engine, of a cylinder capacity > 1,500 cc but ≤ 1,800 cc; not CKD	–	9.420	–	131.982
87032366	Motor cars (incl station wagons and sports cars, not incl vans), not 4 WD, with only spark-ignition internal combustion piston engine, of a cylinder capacity > 1,800 cc but ≤ 2,000 cc; not CKD	305.055	698.618	3.417.656	8.814.575
87032367	Motor cars (incl station wagons and sports cars, not incl vans), not 4 WD, with only spark-ignition internal combustion piston engine, of a cylinder capacity > 2,000 cc but ≤ 2,500 cc; not CKD	508.731	746.194	5.882.046	8.556.753
87032368	Motor cars (incl station wagons and sports cars, not incl vans), not 4 WD, with only spark-ignition internal combustion piston engine, of a cylinder capacity > 2,500 cc, not CKD	–	2.000	–	168.925
87032371	Vans, with only spark-ignition internal combustion piston engine, of a cylinder capacity > 1,500 cc but ≤ 1,800 cc; not CKD	–	1.500	–	15.400
87032372	Vans, with only spark-ignition internal combustion piston engine, of a cylinder capacity > 1,800 cc but ≤ 2,000 cc; not CKD	258.116	920.471	3.912.572	13.396.345
87032373	Vans, with only spark-ignition internal combustion piston engine, of a cylinder capacity > 2,000 cc but ≤ 2,500 cc; not CKD	–	1.382.879	–	23.347.645
87032374	Vans, with only spark-ignition internal combustion piston engine, Of a cylinder capacity > 2,500 cc, not CKD	1.076	1.076	42.687	42.687
87032449	Sedan, not of 4 WD, with only spark-ignition internal combustion piston engine, of a cylinder capacity > 3,000 cc; CKD	16.960	64.345	1.109.241	4.740.146
87032451	Motor cars (including station wagons and sports cars, but not including vans), of 4 WD, with only spark-ignition internal combustion piston engine, cylinder capacity > 3,000 cc; CKD	86.176	188.602	2.742.793	5.807.439
87032459	Motor cars (including station wagons and sports cars, but not including vans), of not 4 WD, with only spark-ignition internal combustion piston engine, cylinder capacity > 3,000 cc; CKD	–	2.550	–	155.867
87033121	Motor cars (including station wagons and sports cars, but not including vans), of 4 WD, with only engine (diesel or semi-diesel), cylinder capacity ≤ 1,500 cc; CKD	–	33	–	310
87033272	Motor cars (including station wagons and sports cars, but not including vans), of 4 WD, with only engine (diesel or semi-diesel), cylinder capacity > 1,800 cc but ≤ 2,000 cc; not CKD	18.872	160.107	240.192	2.034.477
87033273	Motor cars (including station wagons and sports cars, but not including vans), of 4 WD, with only engine (diesel or semi-diesel), cylinder capacity > 2,000 cc; not CKD	43.660	109.150	575.500	1.438.750
87033276	Motor cars (incl station wagons and sports cars, but not incl vans), of not 4-WD, with only engine (diesel or semi-diesel), of a cylinder capacity > 2,000 cc; not CKD	554.100	909.343	8.830.126	15.408.897
87033371	Motor cars (incl station wagons and sports cars, but not incl vans), of 4 WD, with only engine (diesel or semi-diesel), of a cylinder capacity > 2,500 cc but ≤ 3,000 cc; not CKD	19.615	24.145	251.679	336.613
87033372	Motor cars (incl station wagons and sports cars, but not incl vans), of 4 WD, with only engine (diesel or semi-diesel), of a cylinder capacity > 3,000 cc; not CKD	355.018	1.317.326	6.836.623	24.374.091
87033390	Vans, with only engine (diesel or semi-diesel), of a cylinder capacity > 2,500 cc; not CKD	–	11.080	–	104.216
87034032	All-Terrain Vehicles (ATV), of a cylinder capacity ≤ 1,000 cc, hybrid with spark-ignition engine and electric motor for propulsion, not capable charged by plugg to external source of electric; not CKD	–	10.269	–	55.686
87034061	Sedan, of a cylinder capacity ≤ 1,000 cc, hybrid with spark-ignition engine and electric motor for propulsion, not capable charged by plugg to external source of electric; not CKD	–	4.344	–	24.884
87034064	Sedan, of a cylinder capacity > 1,800 cc but ≤ 2,000 cc, hybrid with spark-ignition engine and electric motor for propulsion, not capable charged by plugg to external source of electric; not CKD	166.950	389.550	3.245.940	7.632.720
87034065	Sedan, of a cylinder capacity > 2,000 cc but ≤ 2,500 cc, hybrid with spark-ignition engine and electric motor for propulsion, not capable charged by plugg to external source of electric; not CKD	16.320	16.320	430.650	430.650
87034074	Motor car (incl station wagon&sports car,excl van),4 WD,cylinder capacity >1,800cc but ≤2,000 cc,hybrid spark-ignition engine&elect motor for prop,not capable charge by plugg to ext source;not CKD	166.380	176.838	2.447.400	2.570.031

Tabel-tabel

Lanjutan Tabel 2.5

H S	Uraian Komoditi	Berat Bersih (kg)		Nilai CIF (US\$)	
		Maret 2024	Jan-Mar 2024	Maret 2024	Jan-Mar 2024
(1)	(2)	(3)	(4)	(5)	(6)
87034075	Motor car (incl station wagon&sports car,excl van),4 WD,cylinder capacity >2,000cc but ≤2,500cc,hybrid spark-ignition engine&elect motor for prop,not capable charge by plugg to ext source;not CKD	19.818	46.211	582.300	1.358.700
87034076	Motor car (incl station wagon&sports car,excl van),4 WD,cylinder capacity >2,500cc but ≤3,000cc,hybrid spark-ignition engine&elect motor for prop,not capable charge by plugg to ext source;not CKD	—	5.415	—	193.486
87034077	Motor car (incl station wagon&sports car,excl van),4 WD,cylinder capacity >3,000 cc, hybrid spark-ignition engine&elect motor for prop,not capable charge by plugg to ext source;not CKD	—	1.860	—	28.558
87034082	Motor cars (incl station wagon&sports car,excl van),not 4 WD,cylinder capacity>1,000cc but ≤1,500cc,hybrid spark-ignition engine&elect motor for prop,not capable charge by plugg to ext source;not CKD	48.926	67.844	696.426	914.658
87034083	Motor cars (incl station wagon&sports car,excl van),not 4 WD,cylinder capacity>1,500cc but ≤1,800cc,hybrid spark-ignition engine&elect motor for prop,not capable charge by plugg to ext source;not CKD	—	7.149	—	104.138
87034084	Motor cars (incl station wagon&sports car,excl van),not 4 WD,cylinder capacity>1,800cc but ≤2,000cc,hybrid spark-ignition engine&elect motor for prop,not capable charge by plugg to ext source;not CKD	913.920	2.743.285	15.955.860	48.662.628
87034085	Motor cars (incl station wagon&sports car,excl van),not 4 WD,cylinder capacity>2,000cc but ≤2,500cc,hybrid spark-ignition engine&elect motor for prop,not capable charge by plugg to ext source;not CKD	242.139	530.763	7.082.424	15.542.756
87034095	Vans, of a cylinder capacity > 2,000 cc but ≤ 2,500 cc, hybrid with spark-ignition engine and electric motor for propulsion, not capable charged by plugg to external source of electric; not CKD	409.910	1.604.999	12.735.850	44.969.169
87036075	Motor cars (incl station wagon&sports cars),4-WD,cylinder capacity >2,000 cc but ≤2,500 cc,hybrid spark-ignition engine&elect motor for propulsion, capable charge by plugg to extr source power;not CKD	18.486	43.090	542.763	1.266.447
87036076	Motor cars (incl station wagon&sports cars),4-WD,cylinder capacity >2,500 cc but ≤3,000 cc,hybrid spark-ignition engine&elect motor for propulsion, capable charge by plugg to extr source power;not CKD	2.929	2.929	62.862	62.862
87036077	Motor cars (incl station wagon&sports cars),4-WD,cylinder capacity >3,000 cc,hybrid spark-ignition engine&elect motor for propulsion, capable charge by plugg to extr source power;not CKD	8.102	10.102	173.886	394.947
87036094	Vans,cylinder capacity >1,800 cc but ≤2,000 cc,w/ hybrid spark-ignition piston engine&electric motor for propulsion,capable of being charged by plugging to extr source of electric power;not CKD	9.988	19.744	469.924	739.808
87038018	Station wagons & sports cars; with only electric motor for propulsion; CKD	5.200.540	13.386.146	59.786.115	157.341.837
87038019	Vans, not for prison; with only electric motor for propulsion; CKD	—	1.150	—	12.052
87038091	Go-karts; with only electric motor for propulsion; not CKD	—	1.157	—	750
87038092	All-Terrain Vehicles (ATV); with only electric motor for propulsion; not CKD	9.179	21.883	1.859	6.481
87038097	Sedan; with only electric motor for propulsion; not CKD	56.132	466.259	1.809.854	12.785.248
87038098	Station wagons & sports cars; with only electric motor for propulsion; not CKD	224.906	430.440	6.468.189	12.005.563
87038099	Vans, not for prison; with only electric motor for propulsion; not CKD	7.314	29.151	110.657	547.871
87039099	Vans, not for prison; not spark or compression-ignition internal combustion piston engine; not electric motor; not CKD	10	10	325	325
87041017	Motor vehicles for the transport of goods; dumpers designed for off-highway use; g.v.w. > 24 t & ≤ 45 t; CKD	—	10.000	—	21.731
87041018	Motor vehicles for the transport of goods; dumpers designed for off-highway use; g.v.w. > 45 t; CKD	340.000	458.800	1.370.540	2.719.388
87041031	Motor vehicles for the transport of goods; dumpers designed for off-highway use; g.v.w. ≤ 5 t; not CKD	—	53.946	—	141.503
87041032	Motor vehicles for the transport of goods; dumpers designed for off-highway use; g.v.w. > 5 t & ≤ 10 t; not CKD	—	39.917	—	278.107
87041033	Motor vehicles for the transport of goods; dumpers designed for off-highway use; g.v.w. > 10 t & ≤ 20 t; not CKD	—	5.825	—	8.130



Lanjutan Tabel 2.5

H S	Uraian Komoditi	Berat Bersih (kg)		Nilai CIF (US\$)	
		Maret 2024	Jan–Mar 2024	Maret 2024	Jan–Mar 2024
(1)	(2)	(3)	(4)	(5)	(6)
87041036	Motor vehicles for the transport of goods; dumpers designed for off-highway use; g.v.w. > 38 t & ≤ 45 t; not CKD	153.457	415.353	2.000.000	5.262.000
87041037	Motor vehicles for the transport of goods; dumpers designed for off-highway use; g.v.w. > 45 t; not CKD	1.558.896	10.892.659	14.933.349	100.692.867
87042119	Motor vehicles other than refrigerated lorries, pick-up trucks & three-wheeled vehicles; for the transport of goods, with only diesel or semi-diesel engine; g.v.w. ≤ 5 t; CKD	–	27.500	–	37.468
87042126	Pick-up trucks; for the transport of goods, with only diesel or semi-diesel engine; g.v.w. ≤ 5 t; not CKD	1.701.264	5.424.356	15.017.348	46.945.186
87042129	Motor vehicles other than refrigerate, garbage collect, tanker, armoured, hooklift, pick-up, 3-wheeled; for the transport of goods, with only diesel or semi-diesel engine; g.v.w. ≤ 5 t; not CKD	3.518.765	7.223.828	21.152.086	44.317.121
87042229	Motor vehicles other than refrigerate, garbage collect, tanker, armoured, hooklift; for the transport of goods, with only diesel or semi-diesel engine; g.v.w. > 5 t & ≤ 6 t; not CKD	–	195.000	–	6.418.000
87042242	Refuse/garbage collection vehicles having a refuse compressing device; for the transport of goods, with only diesel or semi-diesel engine; g.v.w. > 6 t & ≤ 20 t; not CKD	–	12.232	–	41.906
87042251	Motor vehicles other than refrigerate, garbage collect, tanker, armoured, hooklift; for the transport of goods, with only diesel or semi-diesel engine; g.v.w. > 6 t & ≤ 10 t; not CKD	41.743	74.043	170.480	324.090
87042259	Motor vehicles other than refrigerate, garbage collect, tanker, armoured, hooklift; for the transport of goods, with only diesel or semi-diesel engine; g.v.w. > 10 t & ≤ 20 t; not CKD	34.845	168.501	168.335	841.102
87042322	Refuse/garbage collection vehicles having a refuse compressing device; for the transport of goods, with only diesel or semi-diesel engine; g.v.w. > 20 t & ≤ 24 t; not CKD	–	24.975	–	92.011
87042362	Refuse/garbage collection vehicles having a refuse compressing device; for the transport of goods, with only diesel or semi-diesel engine; g.v.w. > 24 t & ≤ 45 t; not CKD	–	17.338	–	60.339
87042363	Tanker vehicles; bulk-cement lorries (trucks); for the transport of goods, with only diesel or semi-diesel engine; g.v.w. > 24 t & ≤ 45 t; not CKD	40.374	108.214	140.580	320.751
87042366	Dumpers; for the transport of goods, with only diesel or semi-diesel engine; g.v.w. > 24 t & ≤ 45 t; not CKD	5.846.634	19.426.449	17.433.950	51.554.147
87042369	Motor vehicles other than refrigerate, garbage collect, tanker, armoured, hooklift, dumpers; for the transport of goods, with only diesel or semi-diesel engine; g.v.w. > 24 t & ≤ 45 t; not CKD	3.278.868	14.380.253	15.646.567	71.577.829
87042386	Dumpers; for the transport of goods, with only diesel or semi-diesel engine; g.v.w. > 45 t; not CKD	5.555.329	9.154.944	18.079.162	29.914.035
87042389	Motor vehicles other than refrigerate, garbage collect, armoured, hooklift, dumpers; for the transport of goods, with only diesel or semi-diesel engine; g.v.w. > 45 t; not CKD	1.050.786	2.350.906	3.707.680	7.438.242
87043113	Three-wheeled vehicles; for the transport of goods, with only spark-ignition engine; g.v.w. ≤ 5 t; CKD	2.250	2.250	3.431	3.431
87043126	Pick-up trucks; for the transport of goods, with only spark-ignition engine; g.v.w. ≤ 5 t; not CKD	39.927	39.927	326.340	326.340
87043129	Motor vehicles other than refrigerate, garbage collect, tanker, armoured, hooklift, pick-up, 3-wheeled; for the transport of goods, with only spark-ignition engine; g.v.w. ≤ 5 t; not CKD	–	2.301	–	39.500
87044126	Pick-up trucks; for goods, with diesel/semi-diesel engine & electric motor can be charge; g.v.w. ≤ 5 t; not CKD	–	3.240	–	49.670
87044386	Dumpers; for goods, with diesel/semi-diesel engine & electric motor can be charge; g.v.w. > 45 t; not CKD	62.721	116.930	430.463	917.071
87044389	Motor vehicles other than refrigerated lorries (trucks), dumpers; for goods, with diesel/semi-diesel engine & electric motor can be charge; g.v.w. > 45 t; not CKD	–	12	–	446
87046012	Three-wheeled vehicles; for goods, with only electric motor; CKD	–	1.154	–	12.093
87046019	Motor vehicles other than pick-up trucks & three-wheeled vehicles; for goods, with only electric motor; CKD	2.571	74.914	48.000	1.059.971
87046029	Motor vehicles other than pick-up trucks & three-wheeled vehicles; for goods, with only electric motor; g.v.w. ≤ 5 t; not CKD	1.800	14.600	22.071	29.327

Tabel-tabel

Lanjutan Tabel 2.5

H S	Uraian Komoditi	Berat Bersih (kg)		Nilai CIF (US\$)	
		Maret 2024	Jan–Mar 2024	Maret 2024	Jan–Mar 2024
(1)	(2)	(3)	(4)	(5)	(6)
87046091	Motor vehicles for the transport of goods; with only electric motor; g.v.w. > 5 t & ≤ 10 t; not CKD	–	8.400	–	101.043
87046094	Motor vehicles for the transport of goods; with only electric motor; g.v.w. > 45 t; not CKD	627.968	627.968	3.577.824	3.577.824
87049091	Motor vehicles for the transport of goods; not spark or compression-ignition internal combustion piston engine; not electric motor; g.v.w. ≤ 5 t; not CKD	10.440	15.812	6.576	10.193
87051000	Crane lorries	1.352.770	4.355.420	4.467.363	15.018.044
87052000	Mobile drilling derricks	260	260	7.000	7.000
87053000	Fire fighting vehicles	–	7.534	–	41.114
87054000	Concrete-mixer lorries	880.562	3.330.235	2.844.215	10.769.679
87059050	Street cleaning vehicles; cesspool emptiers; mobile clinics; spraying lorries of all kinds	203.590	621.905	1.017.715	2.811.656
87059090	Special purpose motor vehicles; not elsewhere classified of heading 8705	289.482	865.214	1.659.206	5.274.567
87060011	Chassis fitted with engines; for vehicles of heading 8701; for agricultural tractors	–	3.767	–	30.069
87060019	Chassis fitted with engines; for vehicles of heading 8701; other than for agricultural tractors	–	125	–	2.309
87060022	Chassis fitted with engines; for vehicles of heading 8702; for motor cars including coaches, buses, minibuses or vans; g.v.w. ≤ 24 t	253.368	415.188	1.664.470	2.781.059
87060023	Chassis fitted with engines; for vehicles of heading 8702; for motor cars including coaches, buses, minibuses or vans; g.v.w. > 24 t	6.890	54.770	91.570	577.570
87060031	Chassis fitted with engines; for vehicles of heading 8703; for go-karts and golf cars (including golf buggies) and similar vehicles	–	1.064	–	1.398
87060039	Chassis fitted with engines; for vehicles of heading 8703; other than for go-karts, golf cars, ambulances, station wagons, sports cars, snow vehicles	–	305.944	–	5.536.550
87060050	Chassis fitted with engines; for vehicles of heading 8705	32	1.304	61	29.782
87071010	Bodies (including cabs); for the vehicles of heading 8703; for go-karts and golf cars (including golf buggies) and similar vehicles	1	9	14	239
87071090	Bodies (including cabs); for the vehicles of heading 8703; other than for go-karts, golf cars, ambulances, snow vehicles	10.043	12.298	55.915	65.494
87079011	Bodies (including cabs); for vehicles of heading 8701; driver's cabin for vehicles of subheading 870120	790	6.423	8.105	45.775
87079019	Bodies (including cabs); for vehicles of heading 8701; other than driver's cabin for vehicles of subheading 870120	113	147	681	1.212
87079030	Bodies (including cabs); for vehicles of heading 8705	6.400	6.400	55.120	55.120
87079040	Bodies (including cabs); for vehicles of heading 8704; Driver's cabin for dumpers designed for off-highway use	4.328	8.778	34.002	72.151
87079090	Bodies (including cabs); for vehicles of heading 8704; other than driver's cabin for vehicles of subheading 870120	173.951	358.661	1.055.720	2.259.378
87081010	Bumpers and parts thereof; for vehicles of heading 8701	2.330	16.367	20.542	121.161
87081090	Bumpers and parts thereof; other than for vehicles of heading 8701	1.041.019	1.477.582	1.795.696	5.536.152
87082100	Safety seat belts; for vehicles of headings 8701 to 8705	49.683	217.548	441.595	1.794.537
87082210	Front windscreens (windshields), rear windows and other windows specified in subheading note 1 to this chapter; for vehicles of heading 8701	345	2.484	7.267	24.667
87082220	Front windscreens (windshields), rear windows and other windows specified in subheading note 1 to this chapter; for vehicles of heading 8703	36.105	74.254	591.389	1.214.220
87082230	Front windscreens (windshields), rear windows and other windows specified in subheading note 1 to this chapter; for vehicles of heading 8702, 8704 or 8705	3.842	22.928	126.828	414.834
87082911	Components of door trim assemblies; for vehicles of heading 8701	294	3.852	2.862	28.101
87082915	Components of door trim assemblies; door armrests for vehicles of heading 8703	4.524	13.575	151.202	462.053
87082916	Components of door trim assemblies; other than door armrests for vehicles of heading 8703	100.696	453.391	1.665.586	5.642.717
87082917	Components of door trim assemblies; for vehicles of subheading 870410	455	1.576	10.630	32.895
87082918	Components of door trim assemblies; for vehicles of heading 8702 or other vehicles of heading 8704	1.207	13.982	9.410	118.255

Lanjutan Tabel 2.5

H S	Uraian Komoditi	Berat Bersih (kg)		Nilai CIF (US\$)	
		Maret 2024	Jan-Mar 2024	Maret 2024	Jan-Mar 2024
(1)	(2)	(3)	(4)	(5)	(6)
87082919	Components of door trim assemblies; for vehicles of heading 8705	262.427	1.048.785	1.814.884	7.394.132
87082920	Parts of safety seat belts; for vehicles of headings 8701 to 8705	221.625	744.408	2.038.738	6.574.593
87082992	Other than components of door trim assemblies & parts of safety seat belts; for vehicles of heading 8701	2.371	18.272	15.621	87.230
87082993	Interior trim fittings; mudguards; for vehicles of heading 8703	105.222	398.593	1.976.525	5.470.671
87082994	Hood rods; for vehicles of heading 8703	77	2.988	910	7.522
87082995	Other than components of door trim assemblies & parts of safety seat belts; other than interior trim fittings, mudguards, hood rods; for vehicles of heading 8703	440.825	1.591.716	5.043.175	17.057.229
87082996	Interior trim fittings; mudguards; for vehicles of heading 8702 or 8704	1.157	7.370	23.595	99.648
87082997	Hood rods; for vehicles of heading 8702 or 8704	7	729	195	2.380
87082998	Other than components of door trim assemblies & parts of safety seat belts; other than interior trim fittings, mudguards, hood rods; for vehicles of heading 8702 or 8704	52.609	186.477	304.498	1.210.101
87082999	Other than components of door trim assemblies & parts of safety seat belts; for vehicles of heading 8705	777.248	1.833.157	3.235.228	9.976.711
87083010	Brakes and servo-brakes, parts thereof; for vehicles of heading 8701	68.919	345.582	309.227	1.237.244
87083021	Brake drums, brake discs or brake pipes; for vehicles of heading 8703	235.232	831.717	1.805.082	4.914.722
87083029	Brakes and servo-brakes, parts thereof; other than brake drums, brake discs or brake pipes; for vehicles of heading 8703	818.261	3.058.081	10.844.283	38.891.669
87083030	Brake drums, brake discs or brake pipes for vehicles of heading 8702 or 8704	84.256	532.686	1.083.285	4.064.796
87083090	Brakes and servo-brakes, parts thereof; other than brake drums, brake discs or brake pipes; for vehicles of heading 8705	454.222	2.042.902	5.414.566	18.912.515
87084011	Gear boxes, unassembled; for vehicles of heading 8703	2.200	43.987	29.616	663.086
87084013	Gear boxes, unassembled; for vehicles of heading 8704 or 8705	31.810	83.108	1.220.618	3.541.812
87084014	Gear boxes, unassembled; for vehicles of heading 8701	333	3.595	8.245	57.488
87084019	Gear boxes, unassembled; for vehicles of heading 8702	31.265	111.338	674.764	1.820.679
87084025	Gear boxes, assembled; for vehicles of heading 8701	1.967	14.955	24.231	434.835
87084026	Gear boxes, assembled; for vehicles of heading 8703	1.641.836	4.740.224	23.755.197	67.129.372
87084027	Gear boxes, assembled; for vehicles of heading 8704 or 8705	234.278	1.062.892	3.116.294	14.409.123
87084029	Gear boxes, assembled; for vehicles of heading 8702	286.447	732.346	3.204.059	7.493.765
87084091	Parts of gear boxes; for vehicles of heading 8701	1.110	5.931	20.978	108.307
87084092	Parts of gear boxes; for vehicles of heading 8703	458.589	2.065.699	7.202.539	31.372.129
87084099	Parts of gear boxes; for vehicles; other than of heading 8701 and 8703	385.318	1.795.279	2.503.171	9.346.705
87085011	Drive-axles with differential, whether or not provided with other transmission components, and non-driving axles; unassembled; for vehicles of heading 8703	157.062	708.773	772.747	3.907.561
87085013	Drive-axles with differential, whether or not provided with other transmission components, and non-driving axles; unassembled; for vehicles of heading 8704 or 8705	28.638	192.047	511.249	1.622.533
87085015	Drive-axles with differential, whether or not provided with other transmission components, and non-driving axles; unassembled; for vehicles of heading 8701	5.457	19.277	24.796	84.033
87085019	Drive-axles with differential, whether or not provided with other transmission components, and non-driving axles; unassembled; for vehicles of heading 8702	93.436	503.194	613.497	2.424.588
87085025	Drive-axles with differential, whether or not provided with other transmission components, and non-driving axles; assembled; for vehicles of heading 8701	2.496	29.925	48.842	280.047
87085026	Drive-axles with differential, whether or not provided with other transmission components, and non-driving axles; assembled; for vehicles of heading 8703	319.826	1.311.453	5.209.410	21.284.402
87085027	Drive-axles with differential, whether or not provided with other transmission components, and non-driving axles; assembled; for vehicles of heading 8704 or 8705	228.334	750.485	2.234.656	6.419.053
87085029	Drive-axles with differential, whether or not provided with other transmission components, and non-driving axles; assembled; for vehicles of heading 8702	50.939	170.819	634.449	1.799.969
87085091	Crown wheels and pinions; for vehicles of heading 8701	336	4.300	10.544	50.814

Tabel-tabel

Lanjutan Tabel 2.5

H S	Uraian Komoditi	Berat Bersih (kg)		Nilai CIF (US\$)	
		Maret 2024	Jan–Mar 2024	Maret 2024	Jan–Mar 2024
(1)	(2)	(3)	(4)	(5)	(6)
87085092	Parts of drive-axes with differential, whether or not provided with other transmission components, and non-driving axles; for vehicles of heading 8701	283.712	1.234.341	1.140.993	4.279.350
87085094	Crown wheels and pinions; for vehicles of heading 8703	68.041	288.758	840.052	3.003.321
87085095	Parts of drive-axes with differential, whether or not provided with other transmission components, and non-driving axles; for vehicles of heading 8703	564.394	2.052.772	5.334.450	18.340.690
87085096	Crown wheels and pinions; for vehicles; other than of heading 8701 and 8703	43.313	188.870	483.309	1.334.246
87085099	Parts of drive-axes with differential, whether or not provided with other transmission components, and non-driving axles; for vehicles; other than of heading 8701 and 8703	691.661	2.584.646	7.183.997	24.023.219
87087015	Hub-caps; for vehicles of heading 8701	1.314	3.356	11.796	26.762
87087016	Hub-caps; for vehicles of heading 8703	13.380	63.450	204.166	802.552
87087017	Hub-caps; for vehicles of subheading 870410	28	30.879	1.867	68.686
87087018	Hub-caps; for vehicles of heading 8702 or 8704; other than of subheading 870410	200.832	642.948	449.037	958.814
87087019	Hub-caps; for vehicles of heading 8705	289.466	942.067	349.242	1.278.395
87087021	Wheels fitted with tyres; for vehicles of heading 8701	–	6.120	–	15.344
87087022	Wheels fitted with tyres; for vehicles of heading 8703	46	363	1.772	11.814
87087023	Wheels fitted with tyres; for vehicles of heading 8702 or 8704 (excluding subheading 870410)	–	1.486	–	1.838
87087029	Wheels fitted with tyres; for vehicles of heading 8705	–	332	–	976
87087031	Wheels not fitted with tyres; for vehicles of heading 8701	19.675	25.996	81.330	109.877
87087032	Wheels not fitted with tyres; for vehicles of heading 8703	754.712	2.256.124	3.522.891	9.872.227
87087033	Wheels not fitted with tyres; for dumpers designed for off-highway use with g.v.w. > 45 t	70.617	363.397	181.816	1.461.364
87087034	Wheels not fitted with tyres; for vehicles of heading 8702 or other vehicles of heading 8704	821.318	3.002.871	1.003.968	3.279.432
87087039	Wheels not fitted with tyres; for vehicles of heading 8705; or dumpers designed for off-highway use with g.v.w. ≤ 45 t	84.918	379.834	430.213	940.574
87087095	Parts and accessories of the road wheels; other than hub-cups, wheels, tyres; for vehicles of heading 8701	1.727	3.616	12.858	57.037
87087096	Parts and accessories of the road wheels; other than hub-cups, wheels, tyres; for vehicles of heading 8702 or 8704	83.193	481.776	306.507	1.540.474
87087097	Parts and accessories of the road wheels; other than hub-cups, wheels, tyres; for vehicles of heading 8703	40.135	143.256	382.076	1.235.233
87087099	Parts and accessories of the road wheels; other than hub-cups, wheels, tyres; for vehicles of heading 8705	264.606	990.628	542.939	1.597.755
87088015	Suspension systems; for vehicles of heading 8701	1.792	9.617	37.846	171.852
87088016	Suspension systems; for vehicles of heading 8703	148.692	688.376	1.399.556	4.627.019
87088017	Suspension systems; for vehicles of subheading 870410 or heading 8705	7.267	75.365	82.090	386.065
87088019	Suspension systems; for vehicles of heading 8702 or 8704 (excluding subheading 870410)	95.340	621.242	620.141	2.528.315
87088091	Parts of suspension systems; for vehicles of heading 8701	6.331	44.991	78.310	327.776
87088092	Parts of suspension systems; for vehicles of heading 8703	343.769	1.106.601	1.930.795	6.609.777
87088099	Parts of suspension systems; for vehicles; other than of heading 8701 and 8703	537.358	2.269.364	3.785.122	13.072.165
87089115	Radiators; for vehicles of heading 8701	3.980	8.657	45.363	120.932
87089116	Radiators; for vehicles of heading 8703	54.278	211.498	650.420	2.381.770
87089117	Radiators; for vehicles of subheading 870410	32.863	119.096	441.231	1.709.636
87089118	Radiators; for vehicles of heading 8702 or 8704 (excluding subheading 870410)	19.789	54.351	351.165	895.164
87089119	Radiators; for vehicles of heading 8705	41.987	220.834	566.393	2.004.441
87089191	Parts of radiators; for vehicles of heading 8701	4	6.692	33	70.794
87089193	Drain plugs of radiators; for vehicles of heading 8703	4.119	11.865	101.052	268.871
87089194	Drain plugs of radiators; for vehicles of heading 8702 or 8704 (excluding subheading 870410)	48.641	154.645	738.805	2.122.939
87089195	Parts of radiators; for vehicles of heading 8703	13.622	57.025	251.205	836.429
87089199	Parts of radiators; for vehicles of heading 8705 and subheading 870410	51.898	212.797	723.006	2.525.960

Lanjutan Tabel 2.5

H S	Uraian Komoditi	Berat Bersih (kg)		Nilai CIF (US\$)	
		Maret 2024	Jan–Mar 2024	Maret 2024	Jan–Mar 2024
(1)	(2)	(3)	(4)	(5)	(6)
87089210	Silencers (mufflers) and exhaust pipes and parts thereof; for vehicles of heading 8701	94	492	3.203	18.279
87089220	Silencers (mufflers) and exhaust pipes and parts thereof; for vehicles of heading 8703	102.380	421.763	3.513.998	12.739.070
87089251	Silencers (mufflers) and exhaust pipes; for vehicles of subheading 870410	27.393	81.951	681.393	1.369.799
87089252	Parts of silencers (mufflers) and exhaust pipes; for vehicles of subheading 870410	11.128	49.063	146.931	489.167
87089261	Silencers (mufflers) and exhaust pipes; for vehicles of heading 8702 or vehicles of heading 8704 (excluding vehicles of subheading 870410)	5.826	21.102	79.385	259.341
87089262	Parts of silencers (mufflers) and exhaust pipes; for vehicles of heading 8702 or vehicles of heading 8704 (excluding vehicles of subheading 870410)	2.728	10.311	64.174	220.756
87089290	Silencers (mufflers) and exhaust pipes and parts thereof; for vehicles of heading 8705	130.457	357.785	1.067.042	2.920.993
87089350	Clutches and parts thereof; for vehicles of heading 8701	2.678	31.187	44.384	202.148
87089360	Clutches and parts thereof; for vehicles of heading 8703	371.751	1.242.311	3.229.670	11.248.460
87089370	Clutches and parts thereof; for vehicles of heading 8704 or 8705	56.158	364.262	641.615	2.842.990
87089390	Clutches and parts thereof; for vehicles of heading 8702	200.169	865.213	2.160.792	5.735.069
87089411	Steering wheels with airbag assemblies; for vehicles of heading 8701	12.543	37.647	139.922	395.939
87089419	Steering wheels with airbag assemblies; for vehicles of heading 8702 to 8705	262.972	621.370	1.465.840	3.266.807
87089494	Steering columns and steering boxes and parts thereof; for vehicles of heading 8701	306	10.775	14.952	170.449
87089495	Steering columns and steering boxes and parts thereof; for vehicles of heading 8703	485.511	1.669.672	5.966.584	18.885.064
87089499	Steering columns and steering boxes and parts thereof; for vehicles of heading 8702, 8704, and 8705	656.144	2.450.171	5.912.324	19.482.651
87089510	Safety airbags with inflator system; for vehicles of heading 8701 to 8705	126.916	408.451	3.163.645	9.666.308
87089590	Parts of safety airbags with inflator system; for vehicles of heading 8701 to 8705	160.093	613.269	3.137.457	11.357.854
87089911	Unassembled fuel tanks, engine brackets; for vehicles of heading 8701	20.368	68.224	122.178	410.254
87089919	Parts and accessories of the motor vehicles of heading 8701, not elsewhere classified in heading 8708	598.806	1.818.360	5.642.316	16.545.875
87089921	Fuel tanks; for vehicles of heading 8702, 8703 or 8704	11.639	72.226	162.033	695.041
87089924	Lower half of the fuel tank, fuel caps, filler pipes, filler hose assembly, fuel tank bands; for vehicles of heading 8702, 8703 or 8704	19.263	70.865	237.732	780.767
87089925	Part of fuel tanks other than lower half of the fuel tank, fuel caps, filler pipes, filler hose assembly, and fuel tank bands; for vehicles of heading 8702, 8703 or 8704	191.572	1.227.513	729.974	3.312.821
87089930	Accelerator, brake or clutch pedals; for vehicles of heading 8702, 8703 or 8704	26.624	75.084	456.081	1.543.658
87089940	Battery carriers or trays and brackets therefor; for vehicles of heading 8702, 8703 or 8704	8.296	29.765	137.945	507.887
87089950	Radiator shrouds; for vehicles of heading 8702, 8703 or 8704	1.081	3.560	7.125	38.524
87089961	Chassis frames or parts thereof; for vehicles of heading 8702	65.219	127.170	209.958	437.269
87089962	Chassis frames or parts thereof; for vehicles of heading 8703	24.886	121.290	268.563	1.095.099
87089963	Chassis frames or parts thereof; for vehicles of heading 8704	160.390	468.806	729.604	1.990.710
87089970	Engine brackets; for vehicles of heading 8702, 8703 or 8704	30.704	116.384	464.808	1.243.339
87089980	Parts and accessories of the vehicles of heading 8702, 8703 or 8704, not elsewhere classified in heading 8708	1.039.816	3.178.710	15.896.188	47.553.042
87089991	Unassembled fuel tanks, engine brackets; for vehicles of heading 8705	23.338	80.924	362.515	1.120.665
87089999	Parts and accessories of the vehicles of heading 8705, not elsewhere classified in heading 8708	1.822.021	9.363.871	15.619.524	60.501.647
87091100	Electrical work trucks (self-propelled, not fitted with lifting/handling equipment, used for short distance transport of goods) and tractors (used on railway station platforms)	2.158	48.686	12.079	422.241

Tabel-tabel

Lanjutan Tabel 2.5

H S	Uraian Komoditi	Berat Bersih (kg)		Nilai CIF (US\$)	
		Maret 2024	Jan–Mar 2024	Maret 2024	Jan–Mar 2024
(1)	(2)	(3)	(4)	(5)	(6)
87091900	Non-electrical work trucks (self-propelled, not fitted with lifting/handling equipment, used for short distance transport of goods) and tractors (used on railway station platforms)	4.333	62.718	7.508	423.182
87099000	Parts of work trucks (self-propelled, not fitted with lifting/handling equipment, used for short distance transport of goods) and tractors (used on railway station platforms)	106	4.629	4.148	187.721
87100000	Tanks and other armoured fighting vehicles, motorised, whether or not fitted with weapons, and parts of such vehicles	159	29.308	10.964	13.551.468
87111015	Motorcycles and motor scooters other than powered kick scooters and pocket motorcycles; with internal combustion piston engine of a cylinder capacity not exceeding 50 cc; Completely Knocked Down	–	12.244	–	126.990
87111094	Powered kick scooters, pocket motorcycles; with internal combustion piston engine of a cylinder capacity not exceeding 50 cc; not Completely Knocked Down	–	57.279	–	178.124
87111095	Motorcycles and motor scooters other than powered kick scooters and pocket motorcycles; with internal combustion piston engine of a cylinder capacity not exceeding 50 cc; not Completely Knocked Down	26.318	53.901	13.365	27.684
87111099	Cycles (other than bicycles) fitted with an auxiliary motor; with internal combustion piston engine of a cylinder capacity not exceeding 50 cc; not Completely Knocked Down	–	90	–	450
87112012	Mopeds or motorised bicycles; with internal combustion piston engine of a cylinder capacity exceeding 50 cc but not exceeding 250 cc; Completely Knocked Down	–	14.093	–	4.740
87112014	Motorcycles (with or without side-cars), including motor scooters, other than motocross motorcycles and pocket motorcycles; of a cylinder capacity exceeding 150 cc but not exceeding 200 cc; CKD	–	2.430	–	32.370
87112015	Motorcycles (with or without side-cars), including motor scooters, other than motocross motorcycles and pocket motorcycles; of a cylinder capacity exceeding 200 cc but not exceeding 250 cc; CKD	–	1.163	–	15.477
87112016	Motorcycles (with or without side-cars), including motor scooters, other than motocross motorcycles and pocket motorcycles; of a cylinder capacity exceeding 50 cc but not exceeding 150 cc; CKD	6.160	54.436	33.848	274.918
87112091	Motocross motorcycles; with internal combustion piston engine of a cylinder capacity exceeding 50 cc but not exceeding 250 cc; not Completely Knocked Down	–	2.294	–	20.997
87112092	Mopeds or motorised bicycles; with internal combustion piston engine of a cylinder capacity exceeding 50 cc but not exceeding 250 cc; not Completely Knocked Down	–	11.007	–	7.157
87112094	Motorcycles (with or without side-cars), including motor scooters, other than motocross motorcycles and pocket motorcycles; of a cylinder capacity exceeding 150 cc but not exceeding 200 cc; not CKD	495.401	1.307.020	7.941.488	20.746.710
87112095	Motorcycles (with or without side-cars), including motor scooters, other than motocross motorcycles and pocket motorcycles; of a cylinder capacity exceeding 200 cc but not exceeding 250 cc; not CKD	3.752	3.752	85.568	85.568
87112096	Motorcycles (with or without side-cars), including motor scooters, other than motocross motorcycles and pocket motorcycles; of a cylinder capacity exceeding 50 cc but not exceeding 150 cc; not CKD	397.131	986.556	2.554.418	6.247.968
87112099	Cycles (other than bicycles) fitted with an auxiliary motor; with internal combustion piston engine of a cylinder capacity exceeding 50 cc but not exceeding 250 cc; not Completely Knocked Down	27.187	74.120	82.067	273.521
87113011	Motocross motorcycles; with internal combustion piston engine of a cylinder capacity exceeding 250 cc but not exceeding 500 cc; Completely Knocked Down	301	301	1.117	1.117
87113019	Motocross motorcycles; with internal combustion piston engine of a cylinder capacity exceeding 250 cc but not exceeding 500 cc; not Completely Knocked Down	–	188	–	1.726
87113090	Motorcycles and cycles fitted with an auxiliary motor, with/without side-cars other than motocross motorcycles; with internal combustion piston engine of 250 cc < cylinder capacity ≤ 500 cc; not CKD	19.203	60.101	198.620	724.511

Lanjutan Tabel 2.5

H S	Uraian Komoditi	Berat Bersih (kg)		Nilai CIF (US\$)	
		Maret 2024	Jan–Mar 2024	Maret 2024	Jan–Mar 2024
(1)	(2)	(3)	(4)	(5)	(6)
87114019	Motocross motorcycles; with internal combustion piston engine of a cylinder capacity exceeding 500 cc but not exceeding 800 cc; not Completely Knocked Down	669	669	15.903	15.903
87114090	Motorcycles and cycles fitted with an auxiliary motor, with/without side-cars other than motocross motorcycles; with internal combustion piston engine of 500 cc < cylinder capacity ≤ 800 cc; not CKD	1.902	7.180	36.951	159.782
87115090	Motorcycles (with or without side-cars); with internal combustion piston engine of a cylinder capacity exceeding 800 cc; not Completely Knocked Down	20.563	55.940	572.162	1.758.796
87116011	Bicycles; with electric motor for propulsion; Completely Knocked Down	118.594	669.567	345.375	1.760.141
87116013	Motorcycles, other than pocket motorcycles; with electric motor for propulsion; Completely Knocked Down	13.469	742.385	298.447	3.730.259
87116019	Cycles fitted with an auxiliary motor, other than bicycles and self-balancing cycle; with electric motor for propulsion; Completely Knocked Down	–	1	–	87
87116092	Kick scooters; self-balancing cycle; pocket motorcycles; with electric motor for propulsion; not Completely Knocked Down	73	29.013	102	66.060
87116093	Motorcycles, other than pocket motorcycles; with electric motor for propulsion; not Completely Knocked Down	3.229	39.803	74.655	266.084
87116094	Bicycles, with an auxiliary electric motor not exceeding 250 W and with the maximum speed not exceeding 25 km/h; not Completely Knocked Down	809	37.421	2.608	15.318
87116095	Bicycles, with an auxiliary electric motor exceeding 250 W and with the maximum speed exceeding 25 km/h; not Completely Knocked Down	9.981	39.692	3.890	30.765
87116099	Cycles fitted with an auxiliary motor other than bicycles and self-balancing cycle; with electric motor for propulsion; not Completely Knocked Down	2.674	43.072	54.324	89.952
87119060	Motorcycles (including mopeds) and cycles fitted with an auxiliary motor, with or without side-cars, not elsewhere classified in heading 8711; Completely Knocked Down	255	255	8.784	8.784
87119090	Motorcycles (including mopeds) and cycles fitted with an auxiliary motor, with or without side-cars, not elsewhere classified in heading 8711; not Completely Knocked Down	2.742	2.867	3.829	4.480
87120010	Racing bicycles, not motorised	805	971	65.993	90.617
87120020	Bicycles designed to be ridden by children, not motorised	96.471	151.704	182.860	311.717
87120030	Bicycles, not motorised, other than racing bicycles and bicycles designed to be ridden by children	185.067	221.742	405.597	503.281
87120090	Cycles (including delivery tricycles), other than bicycles, not motorised	65	88	878	1.801
87131000	Carriages for disabled persons; not mechanically propelled	134.557	457.653	371.881	1.248.919
87139000	Carriages for disabled persons; mechanically propelled	88.697	366.297	281.298	1.217.060
87141010	Saddles; of motorcycles (including mopeds)	30.563	123.870	113.538	575.783
87141020	Spokes and nipples; of motorcycles (including mopeds)	94.726	304.081	264.197	933.173
87141030	Frame and forks including telescopic fork, rear suspension and parts thereof; of motorcycles (including mopeds)	1.139.424	4.683.763	2.966.060	11.146.350
87141040	Gearing, gearbox, clutch and other transmission equipment and parts thereof; of motorcycles (including mopeds)	528.100	2.453.656	2.927.752	12.284.765
87141050	Wheel rims; of motorcycles (including mopeds)	797.109	3.681.809	3.944.339	17.964.494
87141060	Brakes and parts thereof; of motorcycles (including mopeds)	347.315	2.405.582	3.277.393	11.625.479
87141070	Silencers (mufflers) and parts thereof; of motorcycles (including mopeds)	75.034	257.809	869.048	4.199.438
87141090	Parts and accessories of motorcycles (including mopeds), not elsewhere classified in heading 8714	3.816.893	20.833.785	18.302.071	74.705.707
87142011	Castors wheels of carriages for disabled persons; with diameter (including tyres) exceeding 75 mm but not exceeding 100 mm, provided that the width of any wheel or tyre fitted thereto ≥ 30 mm	–	1.508	–	1.754
87142012	Castors wheels of carriages for disabled persons; with diameter (including tyres) exceeding 100 mm but not exceeding 250 mm, provided that the width of any wheel or tyre fitted thereto ≥ 30 mm	–	22	–	77

Tabel-tabel

Lanjutan Tabel 2.5

H S	Uraian Komoditi	Berat Bersih (kg)		Nilai CIF (US\$)	
		Maret 2024	Jan–Mar 2024	Maret 2024	Jan–Mar 2024
(1)	(2)	(3)	(4)	(5)	(6)
87142019	Castors wheels of carriages for disabled persons; not elsewhere classified in heading 8714	4.212	14.057	5.577	32.667
87142090	Parts and accessories of carriages for disabled persons, other than castors wheels	7.111	66.625	24.748	144.266
87149110	Frames and forks, and parts thereof; for bicycles of subheading 87120020	102.770	388.656	195.685	751.892
87149191	Parts for forks; for bicycles or other cycles other than those of subheading 87120020	41.247	110.288	289.985	548.285
87149199	Frames and forks, and parts thereof, other than parts for forks; for bicycles or other cycles other than those of subheading 87120020	1.226.141	4.590.750	3.150.652	11.884.711
87149210	Wheel rims and spokes; for bicycles of subheading 87120020	58.573	175.889	69.371	265.917
87149290	Wheel rims and spokes; for bicycles or other cycles other than those of subheading 87120020	947.573	3.875.022	2.338.991	9.657.872
87149310	Hubs, other than coaster braking hubs and hub brakes, and free-wheel sprocket-wheels; for bicycles of subheading 87120020	7.784	26.461	8.918	39.645
87149390	Hubs, other than coaster braking hubs and hub brakes, and free-wheel sprocket-wheels; for bicycles or other cycles other than bicycles of those 87120020	117.202	326.387	671.804	1.821.853
87149410	Brakes, including coaster braking hubs and hub brakes, and parts thereof; for bicycles of subheading 87120020	55.861	135.374	74.734	202.024
87149490	Brakes, including coaster braking hubs and hub brakes, and parts thereof; for bicycles or other cycles other than those of subheading 87120020	323.792	1.419.077	1.441.433	4.862.354
87149510	Saddles; for bicycles of subheading 87120020	26.123	89.440	47.066	157.903
87149590	Saddles; for bicycles or other cycles other than those of subheading 87120020	147.104	579.047	414.050	1.614.989
87149610	Pedals and crank-gear, and parts thereof; for bicycles of subheading 87120020	40.982	116.509	95.764	234.274
87149690	Pedals and crank-gear, and parts thereof; for bicycles or other cycles other than those of subheading 87120020	260.200	938.797	656.912	2.417.681
87149911	Handle bars, pillars, mudguards, reflectors, carriers, control cables, lamp brackets or bracket lugs, other accessories; for bicycles of subheading 87120020	149.250	581.385	239.595	999.346
87149912	Chain wheels and cranks, other parts; for bicycles of subheading 87120020	22.993	40.702	23.553	46.172
87149991	Handle bars, pillars, mudguards, reflectors, carriers, control cables, lamp brackets or bracket lugs; other accessories; for bicycles or other cycles other than those of subheading 87120020	1.025.877	4.843.187	3.083.830	14.645.376
87149993	Nipples for spokes; for bicycles or other cycles other than those of subheading 87120020	563	3.532	13.367	69.949
87149994	Chain wheels and cranks; other parts; for bicycles or other cycles other than those of subheading 87120020	481.723	1.663.119	4.545.350	14.337.025
87150000	Baby carriages and parts thereof	384.550	2.001.973	1.156.575	5.946.564
87161000	Trailers and semi-trailers of the caravan type, for housing or camping	–	86	–	157
87162000	Self-loading or self-unloading trailers and semi-trailers for agricultural purposes	–	16.300	–	51.790
87163100	Tanker trailers and tanker semi-trailers	19.360	67.760	41.600	149.330
87163940	Agricultural trailers and semi-trailers	5.822	5.822	32.644	32.644
87163991	Trailers and semi-trailers for the transport of goods; other than tanker and agricultural type; having a carrying capacity (payload) exceeding 200 t	–	87.169	–	197.080
87163999	Trailers and semi-trailers for the transport of goods; other than tanker and agricultural type; having a carrying capacity (payload) not exceeding 200 t	396.467	1.099.239	649.051	1.844.542
87164000	Trailers and semi-trailers, not elsewhere classified in heading 8716	506.854	585.417	854.142	3.386.551
87168010	Carts and wagons, sack trucks, hand trolleys and similar hand-propelled vehicles of a kind used in factories or workshops, except wheelbarrows	71.743	586.352	214.301	1.445.608
87168020	Wheelbarrows	127.085	1.148.124	105.855	1.206.998
87168090	Vehicles, not mechanically propelled, not elsewhere classified in heading 8716	112.877	875.982	324.332	2.080.776
87169013	Parts; for goods of subheading 871620	221.805	780.808	1.111.522	3.249.671



Lanjutan Tabel 2.5

H S	Uraian Komoditi	Berat Bersih (kg)		Nilai CIF (US\$)	
		Maret 2024	Jan–Mar 2024	Maret 2024	Jan–Mar 2024
(1)	(2)	(3)	(4)	(5)	(6)
87169019	Parts; for trailers and semi-trailers other than those of subheading 871620	470.946	1.549.422	1.322.032	3.867.186
87169021	Castor wheels, of a diameter (incl. tyres) exceeding 100 mm but not more than 250 mm provided the width of the wheel or tyre fitted thereto $\geq 30$ mm; for vehicles of subheading 87168010 or 87168020	165	73.792	441	184.286
87169022	Castor wheels, with 75 mm < diameter (incl. tyres) $\leq 100$ mm, or diameter > 250 mm provided the width of the wheel or tyre fitted thereto $\geq 30$ mm; for vehicles of subheading 87168010 or 87168020	4.308	79.883	12.828	135.750
87169023	Parts; for goods of subheading 87168010, not elsewhere classified in heading 8716	6	13.461	91	39.509
87169024	Parts; for goods of subheading 87168020; not elsewhere classified in heading 8716	125.250	678.534	135.543	706.907
87169094	Spokes and nipples; for goods of subheading 87168090	205	630	761	2.982
87169095	Castor wheels, of a diameter (including tyres) exceeding 100 mm but not more than 250 mm provided the width of the wheel or tyre fitted thereto $\geq 30$ mm; for goods of subheading 87168090	588	15.644	1.640	214.620
87169096	Castor wheels, with 75 mm < diameter (incl. tyres) $\leq 100$ mm, or diameter > 250 mm provided the width of the wheel or tyre fitted thereto $\geq 30$ mm; for goods of subheading 87168090	2.315	23.997	3.899	59.919
87169099	Parts; for goods of subheading 87168090, not elsewhere classified in heading 8716	464.580	1.996.947	1.428.743	4.819.847
88010000	Balloons and dirigibles; gliders, hang gliders and other non-powered aircraft	1	34	27	1.529
88023090	Powered aircraft, except unmanned aircraft of heading 8806; other than helicopters and aeroplanes; of an unladen weight exceeding 2,000 kg but not exceeding 15,000 kg	3	3	1.120	1.120
88024010	Aeroplanes; of an unladen weight exceeding 15,000 kg	–	34.000	–	89.880.000
88040090	Parachutes (including dirigible parachutes and paragliders); parts thereof and accessories thereto	733	1.518	2.322	4.054
88051000	Aircraft launching gear and parts thereof; deck-arrestor or similar gear and parts thereof	–	228	–	7.044
88052910	Ground flying trainers	–	10	–	2.955
88052990	Parts of ground flying trainers	124	127	4.510	5.735
88062100	Unmanned aircraft; other than designed for the carriage of passengers; for remote-controlled flight only; with maximum take-off weight not more than 250 g	5.260	32.261	664.491	2.414.702
88062200	Unmanned aircraft; other than designed for the carriage of passengers; for remote-controlled flight only; with maximum take-off weight more than 250 g but not more than 7 kg	4.749	9.543	1.702.664	4.436.982
88062300	Unmanned aircraft; other than designed for the carriage of passengers; for remote-controlled flight only; with maximum take-off weight more than 7 kg but not more than 25 kg	580	714	163.553	233.984
88062400	Unmanned aircraft; other than designed for the carriage of passengers; for remote-controlled flight only; with maximum take-off weight more than 25 kg but not more than 150 kg	69	3.629	25.204	339.638
88062900	Unmanned aircraft; other than designed for the carriage of passengers; for remote-controlled flight only; with maximum take-off weight more than 150 kg	2.788	10.489	3.611.808	3.660.995
88069100	Unmanned aircraft; other than designed for the carriage of passengers; not remote-controlled flight only; with maximum take-off weight not more than 250 g	7	15	861	2.863
88069200	Unmanned aircraft; other than designed for the carriage of passengers; not remote-controlled flight only; with maximum take-off weight more than 250 g but not more than 7 kg	1.851	1.851	2.058	2.058
88069300	Unmanned aircraft; other than designed for the carriage of passengers; not remote-controlled flight only; with maximum take-off weight more than 7 kg but not more than 25 kg	147	147	232.699	232.699
88069900	Unmanned aircraft; other than designed for the carriage of passengers; not remote-controlled flight only; with maximum take-off weight more than 150 kg	1.368	4.667	1.890	5.078
88071000	Propellers and rotors and parts thereof; of goods of heading 8801, 8802 or 8806	1.126	3.699	732.054	2.260.604

Tabel-tabel

H S	Uraian Komoditi	Berat Bersih (kg)		Nilai CIF (US\$)	
		Maret 2024	Jan–Mar 2024	Maret 2024	Jan–Mar 2024
(1)	(2)	(3)	(4)	(5)	(6)
88072000	Under-carriages and parts thereof; of goods of heading 8801, 8802 or 8806	1.922	4.301	982.669	2.226.911
88073000	Parts of aeroplanes, helicopters or unmanned aircraft; other than under-carriages, propellers, rotors, and parts thereof	11.606	75.531	9.064.469	28.657.999
88079000	Parts of goods of heading 8801, 8802 or 8806, not elsewhere classified in heading 8807	16.508	48.272	2.318.489	5.341.915
89011010	Cruise ships, excursion boats and similar vessels principally designed for the transport of persons; ferry-boats of all kinds; of a gross tonnage not exceeding 26	–	6.000	–	16.464
89012050	Tankers; of a gross tonnage not exceeding 5,000	295.000	295.000	550.000	550.000
89012071	Tankers; of a gross tonnage exceeding 5,000 but not exceeding 20,000	9.613.000	12.249.000	45.900.000	57.650.000
89019014	Not motorised vessels for the transport of goods and vessels for the transport of both persons and goods; n.e.c. in heading 8901; of a gross tonnage exceeding 500	1.225.480	33.635.480	6.170.000	22.863.524
89019034	Motorised vessels for the transport of goods and vessels for the transport of both persons and goods; n.e.c. in heading 8901; of a gross tonnage exceeding 1,000 but not exceeding 4,000	6.164.960	9.754.960	8.120.302	12.561.837
89019035	Motorised vessels for the transport of goods and vessels for the transport of both persons and goods; n.e.c. in heading 8901; of a gross tonnage exceeding 4,000 but not exceeding 5,000	922.000	7.624.000	885.000	5.994.811
89019036	Motorised vessels for the transport of goods and vessels for the transport of both persons and goods; n.e.c. in heading 8901; of a gross tonnage exceeding 5,000 but not exceeding 50,000	41.365.182	106.729.182	55.726.534	98.086.162
89019037	Motorised vessels for the transport of goods and vessels for the transport of both persons and goods; n.e.c. in heading 8901; of a gross tonnage exceeding 50,000	10	10	2.039	2.039
89031100	Inflatable (including rigid hull inflatable) boats; fitted or designed to be fitted with a motor, unladen (net) weight (excluding the motor) not exceeding 100 kg	216	664	2.000	2.461
89031200	Inflatable (including rigid hull inflatable) boats; not designed for use with a motor and unladen (net) weight not exceeding 100 kg	15	149	208	1.351
89031900	Inflatable (including rigid hull inflatable) boats; unladen (net) weight (excluding the motor) exceeding 100 kg	7.773	56.255	133.433	3.780.563
89033100	Motorboats, other than inflatable, not including outboard motorboats; of a length not exceeding 7.5 m	2.575	3.929	38.880	57.792
89039300	Yachts and other vessels for pleasure or sports; rowing boats and canoes; n.e.c. in heading 8903; of a length not exceeding 7.5 m	–	11.111	–	142.365
89039900	Yachts and other vessels for pleasure or sports; rowing boats and canoes; n.e.c. in heading 8903; of a length exceeding 7.5 m	18.461	41.683	186.751	468.273
89040032	Tugs and pusher craft; of a gross tonnage exceeding 26; of a power not exceeding 1,200 hp	–	42	–	726.880
89040033	Tugs and pusher craft; of a gross tonnage exceeding 26; of a power exceeding 1,200 hp but not exceeding 3,200 hp	474.000	1.544.000	3.133.032	17.072.237
89040035	Tugs and pusher craft; of a gross tonnage exceeding 26; of a power exceeding 4,000 hp	–	12	–	549
89051000	Dredgers	14	190.467	38	129.658
89052000	Floating or submersible drilling or production platforms	950	51.642	6.360	139.643
89059010	Floating docks	8.430	21.834	573.254	646.384
89059090	Light-vessels, fire-floats, floating cranes and other vessels the navigability of which is subsidiary to their main function; other than dredgers	10	454.987	42.927	80.277
89069010	Vessels other than those of heading 8901 to 8905, including lifeboats other than rowing boats; other than warships; of a displacement not exceeding 30 t	11.653	33.967	20.683	441.229
89069020	Vessels other than those of heading 8901 to 8905, including lifeboats other than rowing boats; other than warships; of a displacement exceeding 30 t but not exceeding 300 t	–	5.354	–	23.471
89069090	Vessels other than those of heading 8901 to 8905, including lifeboats other than rowing boats; other than warships; of a displacement exceeding 300 t	15.494	138.961	92.055	16.349.414
89071000	Inflatable rafts	16.701	67.426	119.414	580.005
89079010	Buoys	567	10.029	103.709	181.735

Lanjutan Tabel 2.5

H S	Uraian Komoditi	Berat Bersih (kg)		Nilai CIF (US\$)	
		Maret 2024	Jan-Mar 2024	Maret 2024	Jan-Mar 2024
(1)	(2)	(3)	(4)	(5)	(6)
89079090	Floating structures (for example, tanks, coffer-dams, landing-stages, and beacons)	75.445	325.269	261.316	2.141.048
89080000	Vessels and other floating structures for breaking up	—	9	—	142
90011010	Optical fibres, optical fibre bundles and cables; for telecommunications and other electrical uses	216.447	230.835	1.296.688	1.623.564
90011090	Optical fibres, optical fibre bundles and cables; not for telecommunications and other electrical uses	78.091	97.533	860.077	2.101.629
90012000	Sheets and plates of polarising material	66	1.379	1.863	11.086
90013000	Contact lenses	13.680	83.734	1.171.760	5.615.851
90014000	Spectacle lenses of glass	23.805	104.674	13.364	99.544
90015000	Spectacle lenses of materials other than glass	39.293	125.917	1.765.593	5.520.031
90019010	Optical elements, unmounted, of any material (excl. elements of glass not optically worked), not elsewhere classified in heading 9001; for photographic or cinematographic cameras or projectors	475	1.596	214.372	491.998
90019090	Optical elements, unmounted, of any material (excl. elements of glass not optically worked), not elsewhere classified in heading 9001; not for photographic or cinematographic cameras or projectors	14.287	54.007	1.300.311	3.061.483
90021100	Objective lenses; for cameras, projectors or photographic enlargers or reducers	7.617	29.413	2.182.763	6.260.009
90021900	Objective lenses; not for cameras, projectors or photographic enlargers or reducers	9.659	17.232	535.256	1.819.569
90022010	Filters; for cinematographic projectors	6	12	52	741
90022020	Filters; for cinematographic cameras, photographic cameras and other projectors	82	776	12.922	26.449
90022090	Filters; not for cinematographic projectors, cinematographic cameras, photographic cameras and other projectors	4.820	14.872	406.324	987.867
90029020	Optical elements, mounted, of any material (excluding elements of glass not optically worked); for cinematographic projectors; n.e.c. in heading 9002	—	6	—	1.068
90029030	Optical elements, mounted, of any material (excluding elements of glass not optically worked); for cinematographic cameras, photographic cameras and other projectors; n.e.c. in heading 9002	462	1.344	345.089	827.571
90029090	Optical elements, mounted, being parts or fittings for instruments or apparatus, of any material (excluding elements of glass not optically worked); n.e.c. in heading 9002	13.326	30.227	230.041	958.750
90031100	Frames and mountings for spectacles, goggles or the like; of plastics	13.942	50.024	1.565.106	5.019.268
90031900	Frames and mountings for spectacles, goggles or the like; of materials other than plastics	7.855	43.349	731.178	2.819.718
90039000	Parts of frames and mountings for spectacles, goggles or the like	1.952	11.961	35.676	216.403
90041000	Sunglasses	115.842	596.030	2.131.012	7.394.037
90049010	Corrective spectacles	11.305	71.863	127.478	758.970
90049050	Protective goggles	23.347	138.671	269.246	1.036.817
90049090	Spectacles, goggles and the like; other than sunglasses, corrective spectacles, and protective goggles	170.043	1.044.070	798.665	2.588.394
90051000	Binoculars	7.539	14.911	13.527.096	13.570.541
90058010	Astronomical instruments, excluding instruments for radio-astronomy	145	1.287	4.378	9.668
90058090	Monoculars and other optical telescopes; other than binoculars	25.272	59.734	58.039.966	58.112.353
90059010	Parts and accessories (including mountings); for astronomical instruments, excluding instruments for radio-astronomy	1	58	119	909
90059090	Parts and accessories (including mountings); for binoculars, monoculars, other optical telescopes	682	3.492	11.506	32.054
90063000	Cameras specially designed for underwater use, for aerial survey or for medical or surgical examination of internal organs; comparison cameras for forensic or criminological purposes	19.508	33.595	625.500	3.358.316
90064000	Instant print cameras	2.337	14.768	439.288	669.145
90065310	Photographic (other than cinematographic) cameras, other than those of subheading 900630 and 900640; for roll film of a width of 35 mm; with a through-the-lens viewfinder (SLR)	10	23	1.136	1.518
90065390	Photographic (other than cinematographic) cameras, other than those of subheading 900630 and 900640; for roll film of a width of 35 mm; without a through-the-lens viewfinder (SLR)	1.024	1.799	12.837	58.012

Tabel-tabel

Lanjutan Tabel 2.5

H S	Uraian Komoditi	Berat Bersih (kg)		Nilai CIF (US\$)	
		Maret 2024	Jan–Mar 2024	Maret 2024	Jan–Mar 2024
(1)	(2)	(3)	(4)	(5)	(6)
90065911	Photographic (other than cinematographic) cameras, other than those of subheading 900630 and 900640; for roll film of a width less than 35 mm; with a through-the-lens viewfinder (SLR)	2	3.189	667	4.009
90065919	Photographic (other than cinematographic) cameras, other than those of subheading 900630 and 900640; for roll film of a width less than 35 mm; without a through-the-lens viewfinder (SLR)	574	3.662	1.795	15.826
90065929	Photographic (other than cinematographic) cameras, other than those of subheading 900630 & 900640; roll film of a width > 35 mm; for preparing printing plates/cylinders; other than laser photoplotters	–	1.148	–	47.775
90065990	Photographic (other than cinematographic) cameras; for roll film of a width more than 35 mm, not elsewhere classified in heading 9006	25.386	67.398	33.567	111.785
90066100	Discharge lamp (“electronic”) flashlight apparatus	3.649	35.102	36.974	509.134
90066900	Photographic flashlight apparatus and flashbulbs other than discharge lamps of heading 8539; other than discharge lamp (“electronic”) flashlight apparatus	12.387	45.184	75.212	231.603
90069110	Parts and accessories; for laser photoplotters of subheading 90065921	1	1.073	191	234.861
90069140	Parts and accessories; for cameras of subheading 900640 or 900653	284	728	12.495	19.009
90069150	Parts and accessories; for cameras of subheading 90065911 or 90065919	1	3	39	153
90069190	Parts and accessories; for cameras, not elsewhere classified in 9006	3.916	30.531	76.417	332.299
90069910	Parts and accessories; for photographic flashlight apparatus	39.427	89.346	46.569	89.364
90069990	Parts and accessories; for flashbulbs	4.704	71.707	74.815	283.179
90071000	Cinematographic cameras, whether or not incorporating sound recording or reproducing apparatus	26.096	54.121	189.348	514.869
90072010	Cinematographic projectors, whether or not incorporating sound recording or reproducing apparatus; for film of less than 16 mm in width	–	3	–	283
90072090	Cinematographic projectors, whether or not incorporating sound recording or reproducing apparatus; for film of 16 mm or more in width	4.343	12.142	10.329	27.080
90079100	Parts and accessories; for cinematographic cameras	2.055	17.961	157.975	278.387
90079200	Parts and accessories; for cinematographic cameras projectors	148	3.131	465	64.307
90085090	Image projectors, other than cinematographic, enlargers and reducers; other than microfilm, microfiche or other microform readers, whether or not capable of producing copies	2.304	28.213	3.757	37.223
90089090	Parts and accessories; of image projectors, other than cinematographic	3.778	21.919	30.368	129.397
90101000	Apparatus and equipment for automatically developing photographic (including cinematographic) film or paper in rolls or for automatically exposing developed film to rolls of photographic paper	–	208	–	304
90105010	Apparatus for the projection or drawing of circuit patterns on sensitised substrates for the manufacture of printed circuit boards/printed wiring boards	1	12	35	1.751
90105020	Cinematographic editing and titling equipment; negatoscopes for X-ray; contact exposure unit used for the preparation of film in colour separation process; automatic plate maker	–	139	–	3.000
90105090	Apparatus and equipment for photographic (including cinematographic) laboratories, not elsewhere classified in Chapter 90	2.949	4.498	39.690	45.728
90106010	Projection screens; of 300 inches or more	3.512	4.389	24.377	51.601
90106090	Projection screens; of less than 300 inches	47.971	197.588	249.784	743.749
90109020	Parts and accessories; of goods of subheading 90101000	33	35	558	808
90109030	Parts and accessories of apparatus for the projection or drawing of circuit patterns on sensitised substrates for the manufacture of printed circuit boards/printed wiring boards	–	2	–	41
90109090	Parts and accessories of negatoscopes, projection screens, or apparatus and equipment for photographic (including cinematographic) laboratories, not elsewhere classified in Chapter 90	133	27.203	4.439	157.964

Lanjutan Tabel 2.5

H S	Uraian Komoditi	Berat Bersih (kg)		Nilai CIF (US\$)	
		Maret 2024	Jan–Mar 2024	Maret 2024	Jan–Mar 2024
(1)	(2)	(3)	(4)	(5)	(6)
90111000	Stereoscopic microscopes	555	7.178	161.677	324.153
90112000	Compound optical microscopes, other than stereoscopic microscopes; for photomicrography, cinephotomicrography or microprojection	3.239	4.824	92.497	191.063
90118000	Compound optical microscopes, other than stereoscopic microscopes; not for photomicrography, cinephotomicrography or microprojection	7.493	25.077	646.600	1.671.388
90119000	Parts and accessories of compound optical microscopes	1.987	4.653	155.273	328.896
90121000	Microscopes other than optical microscopes; diffraction apparatus	2.797	7.820	362.990	877.442
90129000	Parts and accessories of diffraction apparatus and microscopes other than optical microscopes	1.359	1.799	308.307	469.665
90131010	Telescopic sights for fitting to arms; periscopes	5.959	21.208	3.212.725	4.773.743
90131020	Telescopes designed to form parts of machines, appliances, instruments or apparatus of Chapter 90 or Section XVI	9.276	28.113	12.352	375.267
90132000	Lasers, other than laser diodes	30.522	54.134	882.258	2.616.411
90138010	Optical error verification and repair apparatus for printed circuit boards/printed wiring boards and printed circuit assemblies	1.199	27.680	91.846	874.109
90138090	Optical appliances and instruments, not elsewhere classified in Chapter 90	23.005	95.057	4.912.242	9.589.075
90139010	Parts and accessories; of goods of subheading 90132000	171	772	3.253	8.078
90139070	Parts and accessories; of goods of subheading 90131010	–	2	–	189
90139090	Parts and accessories; of goods of subheading 90131020 and 90138090	889	3.346	122.427	381.852
90141000	Direction finding compasses	1.942	19.217	12.577	128.444
90142000	Instruments and appliances for aeronautical or space navigation (other than compasses)	89	446	138.601	731.982
90148011	Navigational instruments and appliances; of a kind used on ships, incorporating or working in conjunction with an automatic data processing machine; sonar or echo sounder	366	4.428	63.361	555.073
90148019	Navigational instruments and appliances; of a kind used on ships, incorporating or working in conjunction with an automatic data processing machine; other than sonar or echo sounder	5.793	11.056	227.187	1.521.295
90148090	Navigational instruments and appliances, not elsewhere classified in heading 9014	16.178	58.120	27.206.266	30.556.649
90149010	Parts and accessories of navigational instruments and apparatus; of a kind used on ships, working in conjunction with an automatic data processing machine	1.537	1.809	115.973	231.422
90149090	Parts and accessories of navigational instruments and apparatus; other than a kind used on ships, working in conjunction with an automatic data processing machine	3.983	7.585	116.766	914.575
90151010	Rangefinders; of a kind used in photography or cinematography	1.539	4.227	42.547	54.669
90151090	Rangefinders; other than a kind used in photography or cinematography	6.886	23.581	294.709	736.991
90152000	Theodolites and tachymeters (tacheometers)	5.625	9.546	402.942	889.293
90153000	Levels	28.792	79.624	203.159	564.291
90154000	Photogrammetrical surveying instruments and appliances	380	418	259.523	267.963
90158010	Radio-sonde and radio-wind apparatus	223	1.000	151.644	539.928
90158090	Surveying, hydrographic, oceanographic, hydrological, meteorological or geophysical instruments and appliances, excluding compasses, not elsewhere classified in heading 9015	33.591	324.138	10.123.973	27.418.002
90159000	Parts & accessories of rangefinders & surveying (incl. photogrammetrical surveying), hydrographic, oceanographic, hydrological, meteorological or geophysical instruments & appliances, excl. compasses	15.769	68.245	3.328.556	7.644.352
90160000	Balances of a sensitivity of 5 cg or better, with or without weights	2.589	9.665	202.004	663.097
90171010	Plotters (drafting tables and machines), whether or not automatic	344	6.320	16.294	89.351
90171090	Drafting tables and machines, whether or not automatic; other than plotters	1.970	22.927	4.137	38.492
90172010	Rulers	35.345	252.625	129.642	655.630
90172040	Photoplotters for the manufacture of printed circuit boards/printed wiring boards	3	60	59	215
90172050	Plotters, not elsewhere classified in heading 9017	–	1.741	–	8.495

Tabel-tabel

Lanjutan Tabel 2.5

H S	Uraian Komoditi	Berat Bersih (kg)		Nilai CIF (US\$)	
		Maret 2024	Jan–Mar 2024	Maret 2024	Jan–Mar 2024
(1)	(2)	(3)	(4)	(5)	(6)
90172090	Drawing, marking-out or mathematical calculating instruments, not elsewhere classified in heading 9017	57.272	384.369	147.954	891.016
90173000	Micrometers, callipers and gauges	27.986	121.567	1.073.449	2.962.728
90178000	Instruments for measuring length, for use in the hand (for example, measuring rods and tapes), not specified or included elsewhere in Chapter 90	80.866	546.971	216.876	1.373.148
90179030	Parts and accessories of photoplotters for the manufacture of printed circuit boards/printed wiring boards	1	229	228	2.898
90179040	Parts and accessories, including printed circuit assemblies, of other plotters	20	612	2.126	6.492
90179090	Parts & accessories of drawing, marking-out/mathematical calculating instruments & instruments for measuring length, for use in the hand, not included elsewhere in this Chapter, n.e.c. in heading 9017	5.509	13.910	64.144	216.843
90181100	Electro-cardiographs	3.683	11.693	483.214	1.370.840
90181200	Ultrasonic scanning apparatus	30.494	54.004	6.070.726	10.480.872
90181300	Magnetic resonance imaging apparatus	49.989	62.018	4.040.885	5.241.715
90181400	Scintigraphic apparatus	488	645	139.874	214.821
90181900	Electro-diagnostic apparatus (incl. apparatus for functional exploratory examination or for checking physiological parameters), not elsewhere classified in heading 9018	13.824	50.915	1.168.179	4.440.469
90182000	Ultra-violet or infra-red ray apparatus	4.245	15.326	765.587	1.407.241
90183110	Disposable syringes, with or without needles	107.366	355.290	1.065.974	2.985.456
90183190	Syringes, with or without needles; other than disposable syringes	1.975	90.816	315.954	2.161.859
90183200	Tubular metal needles and needles for sutures	35.331	140.188	778.179	2.647.283
90183910	Catheters	89.319	271.187	4.363.629	12.694.123
90183990	Cannulae and the like	89.400	312.565	2.589.275	7.862.248
90184100	Dental drill engines, whether or not combined on a single base with other dental equipment	1.703	3.317	300.875	888.516
90184900	Instruments and appliances, used in dental sciences, not elsewhere classified in heading 9018	19.895	81.843	472.990	1.507.846
90185000	Ophthalmic instruments and appliances, not elsewhere classified in heading 9018	13.042	58.096	2.648.466	10.972.318
90189010	Fibre optics headband lamps of a kind designed for medical use	96	1.240	12.219	64.183
90189020	Intravenous administration sets	20.796	124.463	476.985	2.489.512
90189031	Electro-surgical or electro-medical instruments and appliances	1.013.109	2.786.872	9.682.746	26.923.397
90189039	Electronic instruments and appliances, used in medical, surgical, dental or veterinary sciences, including sight-testing instruments, not elsewhere classified in heading 9018	719.968	1.847.103	1.064.049	5.569.196
90189090	Non-electronic Instruments and appliances used in medical, surgical, dental or veterinary sciences, including sight-testing instruments, not elsewhere classified in heading 9018	364.083	1.377.856	17.481.175	52.339.839
90191010	Mechano-therapy appliances, massage apparatus, psychological aptitude-testing apparatus; electrically operated	597	10.881	13.022	202.740
90191090	Mechano-therapy appliances, massage apparatus, psychological aptitude-testing apparatus; not electrically operated	140.119	409.435	1.750.341	4.300.079
90192010	Invasive ventilators	6.399	21.101	902.446	2.788.374
90192020	Ventilators, other than invasive ventilators	37.919	74.191	1.370.532	3.582.108
90192090	Ozone therapy, oxygen therapy, aerosol therapy, artificial respiration or other therapeutic respiration apparatus; other than ventilators	56.890	244.086	3.111.696	8.635.306
90200010	Full face masks for chemical, biological, radiological and nuclear (CBRN) protection	654	15.816	30.149	108.964
90200090	Breathing appliances (other than those of heading 9019) and gas masks, excl. protective masks having neither mechanical parts nor replaceable filters; other than full face masks for CBRN protection	87.673	187.807	849.188	2.808.577
90211010	Orthopaedic or fracture appliances of iron or steel	1.456	3.749	490.902	1.196.668
90211090	Orthopaedic or fracture appliances of material other than iron or steel	46.525	93.915	1.350.160	4.188.211
90212100	Artificial teeth	23	1.570	1.680	122.606
90212920	Dental fittings of titanium	155	332	25.145	48.919
90212990	Dental fittings of material other than titanium, iron or steel	310	927	108.822	159.656
90213100	Artificial joints	2.465	7.147	953.263	2.667.444

Lanjutan Tabel 2.5

H S	Uraian Komoditi	Berat Bersih (kg)		Nilai CIF (US\$)	
		Maret 2024	Jan–Mar 2024	Maret 2024	Jan–Mar 2024
(1)	(2)	(3)	(4)	(5)	(6)
90213900	Artificial parts of the body; other than artificial teeth and artificial joints	228	461	105.355	145.537
90214000	Hearing aids, excluding parts and accessories	779	4.861	298.170	660.825
90215000	Pacemakers for stimulating heart muscles, excluding parts and accessories	100	981	134.326	966.517
90219000	Appliances which are worn or carried, or implanted in the body, to compensate for a defect or disability, not elsewhere classified in 9021	17.103	46.397	512.129	1.525.562
90221200	Computed tomography apparatus	35.152	72.065	4.466.349	8.495.975
90221300	Apparatus based on the use of X-rays, including radiography or radiotherapy apparatus, other than computed tomography apparatus; for dental uses	1.948	7.495	306.796	881.121
90221400	Apparatus based on the use of X-rays, including radiography or radiotherapy apparatus, other than computed tomography apparatus; for medical, surgical or veterinary uses	38.409	98.488	3.859.891	8.591.979
90221910	X-ray apparatus for the physical inspection of solder joints on printed circuit board/printed wiring board assemblies	1.032	26.990	134.129	1.171.266
90221990	Apparatus based on the use of X-rays, other than computed tomography apparatus; not for medical, surgical, dental or veterinary uses, not elsewhere classified in heading 9022	15.134	45.498	3.954.926	7.808.001
90222900	Apparatus based on the use of alpha, beta, gamma or other ionising radiations, not for medical, surgical, dental or veterinary uses	876	2.193	1.618.590	1.888.283
90223000	X-ray tubes	2.422	4.288	689.721	1.334.545
90229010	Parts and accessories of X-ray apparatus for the physical inspection of solder joints on printed circuit assemblies	14	1.345	30.179	286.487
90229020	Parts and accessories of X-ray apparatus, other than for the physical inspection of solder joints on printed circuit assemblies	819	2.396	204.265	430.106
90229090	Parts & accessories of apparatus based on the use of alpha, beta, gamma/other ionising radiations; high tension generators, control panels & desks, screens, examination/treatment tables, chairs etc.	38.051	84.854	3.055.889	7.227.683
90230000	Instruments, apparatus and models, designed for demonstrational purposes (for example, in education or exhibitions), unsuitable for other uses	29.258	105.284	1.783.287	6.441.325
90241010	Machines and appliances for testing metals; electrically operated	4.499	36.147	134.726	843.305
90241020	Machines and appliances for testing metals; not electrically operated	789	2.523	15.791	103.739
90248010	Machines and appliances for testing the hardness, strength, compressibility, elasticity or other mechanical properties of materials (other than metals); electrically operated	30.667	139.823	1.658.344	5.127.502
90248020	Machines and appliances for testing the hardness, strength, compressibility, elasticity or other mechanical properties of materials (other than metals); not electrically operated	2.794	13.563	103.271	327.664
90249000	Parts and accessories of machines and appliances for testing the hardness, strength, compressibility, elasticity or other mechanical properties of materials	3.858	19.367	304.271	1.113.178
90251100	Thermometers and pyrometers, not combined with other instruments; liquid-filled, for direct reading	16	405	921	30.167
90251911	Temperature gauges for motor vehicles; electrically operated	7.848	30.865	298.372	945.212
90251919	Electrically operated thermometers and pyrometers, not combined with other instruments, other than liquid-filled for direct reading and temperature gauges for motor vehicles	115.516	412.279	2.247.194	7.609.195
90251920	Not electrically operated thermometers and pyrometers, not combined with other instruments, other than liquid-filled for direct reading	30.927	103.885	353.382	732.564
90258000	Hydrometers and similar floating instruments, barometers, hygrometers and psychrometers, recording or not, and any combination of these instruments	24.036	77.720	1.081.171	2.431.689
90259000	Parts and accessories of hydrometers and similar floating instruments, thermometers, pyrometers, barometers, hygrometers and psychrometers, recording or not, and any combination of these instruments	22.455	117.593	537.413	2.731.171
90261050	Level gauges for motor vehicles	34.381	297.282	1.572.741	6.155.825

Tabel-tabel

Lanjutan Tabel 2.5

H S	Uraian Komoditi	Berat Bersih (kg)		Nilai CIF (US\$)	
		Maret 2024	Jan–Mar 2024	Maret 2024	Jan–Mar 2024
(1)	(2)	(3)	(4)	(5)	(6)
90261090	Instruments and apparatus for measuring or checking the flow or level of liquids, other than level gauges for motor vehicles	31.195	141.006	1.818.510	5.594.940
90262050	Pressure gauges for motor vehicles	42.008	127.567	881.874	3.047.555
90262090	Instruments and apparatus for measuring or checking pressure, other than pressure gauges for motor vehicles	201.859	1.057.600	6.883.208	30.968.878
90268000	Instruments & apparatus for measuring/checking the variables of liquids/gases (e.g. flow meters, manometers, heat meters), excl. those of heading 9014, 9015, 9028 or 9032, n.e.c. in heading 9026	274.248	689.280	6.591.470	16.614.385
90269000	Parts and accessories of instruments and apparatus for measuring or checking the flow, level, pressure or other variables of liquids or gases, excl. those of heading 9014, 9015, 9028 or 9032	66.880	222.719	3.368.317	8.820.860
90271000	Gas or smoke analysis apparatus	10.249	174.488	423.848	2.733.089
90272000	Chromatographs and electrophoresis instruments	14.865	33.564	2.527.744	7.885.271
90273000	Spectrometers, spectrophotometers and spectrographs using optical radiations (UV, visible, IR)	10.773	47.571	1.469.009	5.249.905
90275000	Instruments and apparatus using optical radiations (UV, visible, IR) other than spectrometers, spectrophotometers and spectrographs	86.891	189.355	6.151.815	17.411.610
90278100	Mass spectrometers	1.018	2.267	27.623	181.968
90278910	Exposure meters	21.587	36.209	1.732.614	4.586.497
90278990	Instruments & apparatus for physical/chemical analysis, for measuring viscosity, porosity, expansion, surface tension etc., or for measuring quantities of heat, sound/light; n.e.c. in heading 9027	6.240	106.922	1.168.953	10.045.062
90279000	Microtomes; parts and accessories	34.857	124.698	3.507.943	8.713.655
90281010	Gas meters of a kind mounted on gas containers	1.653	8.900	84.194	217.928
90281090	Gas meters, other than a kind mounted on gas containers	8.620	33.712	134.513	469.951
90282020	Water meters	22.224	41.311	60.974	143.602
90282090	Liquid meters, other than water meters	10.200	37.799	414.023	1.632.228
90283010	Kilowatt-hour meters	6.260	26.463	280.338	1.259.050
90283090	Electricity meters, other than kilowatt-hour meters	60.007	125.241	1.948.032	4.121.587
90289010	Parts and accessories of water meter housings or bodies	105.095	439.854	965.696	4.020.693
90289090	Parts and accessories of gas, liquid or electricity supply or production meters, other than water meter housings or bodies	82.602	293.106	2.594.413	8.032.146
90291020	Taximeters	1	16	41	515
90291090	Revolution counters, production counters, mileometers, pedometers and the like, other than taximeters	14.827	140.871	304.202	3.873.166
90292010	Speedometers for motor vehicles	149.197	550.583	2.829.178	8.042.161
90292020	Tachometers for motor vehicles	7.970	16.622	375.920	524.532
90292090	Speed indicators and tachometers (other than for motor vehicles); stroboscopes	43.594	183.647	2.191.104	7.338.142
90299010	Parts and accessories of goods of subheading 902910; parts and accessories of stroboscopes of subheading 902920	3.072	7.615	232.923	523.171
90299020	Parts and accessories of speed indicators and tachometers of subheading 902920	49.257	155.561	4.338.051	14.079.359
90301000	Instruments and apparatus for measuring or detecting ionising radiations	4.796	8.464	1.501.969	3.426.520
90302000	Oscilloscopes and oscillographs	417	2.497	59.114	185.842
90303100	Multimeters without a recording device	13.227	78.189	210.078	995.843
90303200	Multimeters with a recording device	9.585	33.650	783.264	1.282.851
90303310	Instruments and apparatus for measuring or checking voltage, current, resistance or power on printed circuit boards/printed wiring boards or printed circuit assemblies; without a recording device	4.384	28.349	343.863	992.938
90303320	Impedance-measuring instruments and apparatus, apparatus for testing electrostatic control equipment and electrostatic grounding devices/fixtures; without a recording device	1.420	3.890	94.268	269.581
90303330	Ammeters and voltmeters for motor vehicles; without a recording device	1.372	16.177	8.395	44.330
90303340	Resistance measuring instruments, without a recording device, not elsewhere classified in heading 9030	699	2.433	9.894	164.594
90303390	Instruments & apparatus, for measuring/checking voltage, current, resistance/power (oth than those for measuring/checking semiconductor wafers/devices); w/o a recording device, n.e.c. in heading 9030	55.223	206.223	1.937.003	4.381.749



Lanjutan Tabel 2.5

H S	Uraian Komoditi	Berat Bersih (kg)		Nilai CIF (US\$)	
		Maret 2024	Jan–Mar 2024	Maret 2024	Jan–Mar 2024
(1)	(2)	(3)	(4)	(5)	(6)
90303900	Instruments & apparatus, for measuring/checking voltage, current, resistance/power (oth than those for measuring/checking semiconductor wafers/devices); w/ a recording device, n.e.c. in heading 9030	9.280	41.709	7.817.611	9.759.616
90304000	Instruments and apparatus, specially designed for telecommunications (for example, cross-talk meters, gain measuring instruments, distortion factor meters, psophometers), n.e.c. in heading 9030	933	20.122	374.220	3.011.464
90308210	Wafer probers	3	17	2.310	5.112
90308290	Instruments and apparatus for measuring or checking semiconductor wafers or devices (including integrated circuits), other than wafer probers	11.553	27.125	367.659	863.538
90308410	Instruments and apparatus, with a recording device, for measuring or checking electrical quantities on printed circuit boards/printed wiring boards and printed circuit assemblies	504	2.300	23.663	206.586
90308490	Instruments and apparatus for measuring or checking electrical quantities, excluding meters of heading 9028, with a recording device, n.e.c. in heading 9030	4.704	17.096	383.812	1.219.158
90308910	Instruments and apparatus, without a recording device, for measuring or checking electrical quantities on printed circuit boards/printed wiring boards and printed circuit assemblies	1.492	5.558	261.228	828.142
90308990	Instruments and apparatus for measuring or checking electrical quantities, excluding meters of heading 9028, without a recording device, n.e.c. in heading 9030	35.218	114.858	828.777	2.378.002
90309010	Parts and accessories (including printed circuit assemblies) of goods of subheading 903040 or 903082	18.254	39.294	430.612	1.322.758
90309030	Parts and accessories of optical instruments and appliances for measuring or checking printed circuit boards/printed wiring boards and printed circuit assemblies	2.276	4.648	164.327	333.600
90309040	Parts and accessories of other instruments and apparatus for measuring or checking electrical quantities on printed circuit boards/printed wiring boards and printed circuit assemblies	629	4.532	19.092	228.619
90309090	Parts&accessories of instruments&apparatus for measuring/checking electrical quantities n.e.c. in heading 9030, parts&accessories of instruments&apparatus for measuring/detecting ionising radiations	6.820	27.934	871.878	2.669.913
90311000	Machines for balancing mechanical parts	25.305	97.340	512.519	1.566.495
90312000	Test benches	28.362	87.415	657.042	2.154.173
90314100	Optical instruments & appliances for inspecting semiconductor wafers/devices (include integrated circuits)/for inspecting photomasks/reticles used in manufacturing semiconductor devices (include IC)	1.739	5.255	117.235	305.373
90314910	Optical instruments and appliances for measuring surface particulate contamination on semiconductor wafers	2.132	4.019	107.459	1.850.830
90314920	Optical error verification and repair apparatus for printed circuit boards/printed wiring boards and printed circuit assemblies	147	922	22.080	249.053
90314930	Optical instruments and appliances for measuring or checking printed circuit boards/printed wiring boards and printed circuit assemblies	2.415	20.336	360.420	2.655.468
90314990	Optical instruments and appliances for other purpose nor elsewhere classified in subheading 903149	10.202	48.414	2.657.102	7.855.250
90318010	Cable testers	13.366	54.583	549.570	1.660.915
90318090	Non optical measing or checking instruments, appliances and machines, other than cable testers	621.070	1.961.297	22.401.279	53.627.549
90319030	Parts&acc incl PCA of optical instr&appl for inspecting semiconductor wafer/device/for inspecting mask,photomask/reticle used in mfg semiconductor device;part&acc of optical instr&appl for measuring surface particulate contamination on semiconductor wafer	3.126	5.940	220.097	406.656
90319050	Parts & accessories of other optical instruments and appliances for measuring or checking printed circuit boards/printed wiring boards and printed circuit assemblies	9.011	44.800	260.363	1.184.139

Tabel-tabel

Lanjutan Tabel 2.5

H S	Uraian Komoditi	Berat Bersih (kg)		Nilai CIF (US\$)	
		Maret 2024	Jan–Mar 2024	Maret 2024	Jan–Mar 2024
(1)	(2)	(3)	(4)	(5)	(6)
90319090	parts and accessories, not elsewhere clasified in subheading 903190	84.005	212.851	10.716.046	17.466.921
90321000	Thermostats	66.614	307.068	1.263.296	4.704.013
90322000	Manostats	2.601	9.625	133.898	337.651
90328100	Hydraulic or pneumatic	22.818	282.312	526.620	3.237.745
90328910	Instrument&apparatus incorporating or working in conjunction w/ automatic data processing machine,for automatically regulating or controlling the propulsion, ballast or cargo handling systems of ships	37.142	173.407	922.044	3.590.888
90328920	Automatic instruments and apparatus for regulating or controlling chemical or electrochemical solutions in the manufacture of PCB/PWB/PCBA	245	307	95.932	107.485
90328931	Automatic regulating voltage units (stabilisers)	3.704	59.559	48.685	328.243
90328939	Automatic regulating or controlling instruments and apparatus, electrically operated, not elsewhere classified in subheading 903289	306.368	859.771	8.743.923	23.161.243
90328990	Automatic regulating or controlling instruments and apparatus, not elsewhere clasified in subheading 903289, non electrically operated	433.996	1.245.286	10.055.679	50.152.658
90329010	Parts & accessories of instruments & apparatus incorporating/working in conjunction with computer,for automatically regulating/controlling the propulsion,ballast/cargo handling systems of ships	90	1.280	9.382	91.165
90329020	Parts and accessories of automatic instruments and apparatus for regulating or controlling chemical or electrochemical solutions in the manufacture of PCB/PWB/PCBA	13	35	596	1.906
90329090	Parts and accessories, not elsewhere classified in subheading 903290	112.120	468.057	4.376.998	15.297.245
90330000	Parts and accessories (not specified or included elsewhere in this Chapter) for machines, appliances, instruments or apparatus of Chapter 90	124.134	255.692	3.676.116	10.014.718
91011100	Wrist-watches, electrically operated, whether or not incorporating a stop-watch facility, with mechanical display only	3.860	24.701	4.308.506	12.860.860
91011900	Wrist-watches, electrically operated, whether or not incorporating a stop-watch facility, without mechanical display only	59.475	297.428	53.513	236.395
91012100	Wrist-watches, non-electrically operated, whether or not incorporating a stop-watch facility, with automatic winding	686	37.082	292.191	990.582
91012900	Wrist-watches, non-electrically operated, whether or not incorporating a stop-watch facility, without automatic winding	64.329	237.516	193.244	543.058
91019100	Pocket-watches and other watches, including stop-watches, with case of precious metal or of metal clad with precious metal, electrically operated	350	6.009	9.223	39.043
91019900	Pocket-watches and other watches, including stop-watches, with case of precious metal or of metal clad with precious metal, non- electrically operated	57.260	160.969	69.082	213.659
91021100	Wrist-watches other than those of heading 9101, electrically operated, whether or not incorporating a stop-watch facility, with mechanical display only	25.593	117.260	5.793.415	21.172.443
91021200	Wrist-watches other than those of heading 9101, electrically operated, whether or not incorporating a stop-watch facility, with opto-electronic display only	43.042	168.532	10.275.110	34.259.505
91021900	Wrist-watches other than those of heading 9101, electrically operated, whether or not incorporating a stop-watch facility, without mechanical or opto-electronic display	41.262	317.253	1.277.161	2.486.067
91022100	Wrist-watches other than those of heading 9101, non-electrically operated, whether or not incorporating a stop-watch facility, with automatic winding	8.986	25.139	2.254.660	4.784.346
91022900	Wrist-watches other than those of heading 9101, non-electrically operated, whether or not incorporating a stop-watch facility, without automatic winding	28.211	132.191	222.151	520.489
91029100	Pocket-watches and other watches, including stop-watches, other than those of heading 9101, electrically operated	14.858	44.325	26.058	479.863
91029900	Pocket-watches and other watches, including stop-watches, other than those of heading 9101, non-electrically operated	49.608	449.861	100.688	1.199.789

Lanjutan Tabel 2.5

H S	Uraian Komoditi	Berat Bersih (kg)		Nilai CIF (US\$)	
		Maret 2024	Jan-Mar 2024	Maret 2024	Jan-Mar 2024
(1)	(2)	(3)	(4)	(5)	(6)
91031000	Clocks with watch movements, excluding clocks of heading 9104, electrically operated	1	7	40	3.068
91039000	Clocks with watch movements, excluding clocks of heading 9104, non-electrically operated	6	2.057	100	1.960
91040010	Instrument panel clocks and clocks of a similar type for vehicles, aircraft, spacecraft or vessels, for vehicles	1.682	10.847	22.454	60.354
91040090	Instrument panel clocks and clocks of a similar type for vehicles, aircraft, spacecraft or vessels, other than for vehicles	79	2.085	38.327	47.590
91051100	Alarm clocks, electrically operated	30.269	103.087	297.180	560.203
91051900	Alarm clocks, non-electrically operated	9.432	83.100	12.992	127.706
91052100	Wall clocks, electrically operated	100.563	416.956	420.818	1.761.169
91052900	Wall clocks, non-electrically operated	21.520	110.851	70.412	234.154
91059190	Clocks excluding alarm clocks or wall clocks, electrically operated, other than marine chronometers	7.164	24.954	12.935	108.865
91059910	Marine chronometers, non-electrically operated	2	4	61	96
91059990	Clocks excluding alarm clocks or wall clocks, non-electrically operated, other than marine chronometers	454	10.505	3.696	13.749
91061000	Time-registers; time-recorders	4.923	47.771	21.335	133.702
91069090	Time, with clock or watch movement or with synchronous motor, other than time-registers or time-recorders or parking meters	14.680	52.994	160.786	379.506
91070000	Time switches with clock or watch movement or with synchronous motor	87.729	262.659	791.141	2.006.548
91081100	Watch movements, complete and assembled with mechanical display only or with a device to which a mechanical display can be incorporated, electrically operated	231	264	8.549	12.463
91081200	Watch movements, complete and assembled with opto-electronic display only, electrically operated	—	7	—	2.352
91081900	Watch movements, complete & assembled other than with mechanical display only or with device to which a mechanical display can be incorporated or with opto-electronic display only, electrically operated	3	5	299	336
91082000	Watch movements, complete and assembled with automatic winding	26	379	2.774	19.304
91089000	Watch movements, complete and assembled without automatic winding, non-electronic operated	356	1.132	12.476	34.041
91091000	Clock movements, complete and assembled, electrically operated	10.235	53.278	13.826	202.648
91099000	Clock movements, complete and assembled, non-electrically operated	4.413	11.317	4.420	26.290
91101100	Complete watch movements, unassembled or partly assembled (movement sets)	1.405	15.093	4.924	78.018
91101200	Incomplete watch movements, assembled	—	125	—	2.092
91101900	Rough watch movements	—	586	—	1.386
91109000	Complete clock movements, unassembled or partly assembled (movement sets); incomplete clock movements, assembled; rough clock movements	92	1.584	142	1.947
91111000	Watch cases of precious metal or of metal clad with precious metal	—	3	—	2
91112000	Watch cases of base metal, whether or not gold- or silver-plated	112	283	3.069	9.844
91118000	Watch cases other than of precious metal or of metal clad with precious metal or of base metal, whether or not gold- or silver-plated	549	6.370	15.503	44.328
91119000	Parts of watch cases	960	4.433	50.832	63.276
91122000	Clock cases and cases of a similar type for other goods of this Chapter	4.889	12.758	16.973	44.629
91129000	Parts of clock cases and cases of a similar type for other goods of this Chapter	79	4.721	9.748	35.466
91131000	Watch straps, watch bands and watch bracelets, and parts thereof, of precious metal or of metal clad with precious metal	9	23	1.099	2.669
91132000	Watch straps, watch bands and watch bracelets, and parts thereof, of base metal, whether or not gold- or silver-plated	160	675	4.027	41.264
91139000	Watch straps, watch bands and watch bracelets, and parts thereof, other than of precious metal or of metal clad with precious metal or of base metal, whether or not gold- or silver-plated	30.588	106.089	169.900	600.085
91143000	Dials for clock or watch	926	3.324	8.670	23.387

Tabel-tabel

Lanjutan Tabel 2.5

H S	Uraian Komoditi	Berat Bersih (kg)		Nilai CIF (US\$)	
		Maret 2024	Jan–Mar 2024	Maret 2024	Jan–Mar 2024
(1)	(2)	(3)	(4)	(5)	(6)
91144000	Plates and bridges for clock or watch parts	–	221	–	3.459
91149000	Parts for clock or watch parts, not else where clasified in heading 91	3.768	42.612	81.098	271.330
92011000	Upright pianos, including automatic pianos; harpsichords and other keyboard stringed instruments	343	1.671	24.758	40.100
92012000	Grand pianos, including automatic pianos; harpsichords and other keyboard stringed instruments	998	1.656	35.460	173.122
92019000	Pianos other than upright pianos or grand pianos, including automatic pianos; harpsichords and other keyboard stringed instruments	225	19.359	400	40.632
92021000	String musical instruments (for example, guitars, violins, harps), played with a bow	3.858	23.192	6.581	158.377
92029000	String musical instruments (for example, guitars, violins, harps), played with other than a bow	2.544	31.849	117.805	438.069
92051000	Brass-wind musical instruments (for example, keyboard pipe organs, accordions, clarinets, trumpets, bagpipes), other than fairground organs and mechanical street organs	657	13.380	31.917	131.325
92059010	Keyboard pipe organs; harmoniums and similar keyboard instruments with free metal reeds	3.754	27.194	4.261	122.064
92059090	Non brass-wind musical instruments, other than fairground organs and mechanical street organs or keyboard pipe organs, or harmoniums and similar keyboard instruments with free metal reeds	35.714	209.860	70.001	295.378
92060000	Percussion musical instruments (for example, drums, xylophones, cymbals, castanets, maracas)	11.729	114.404	98.384	712.348
92071000	Keyboard instruments, other than accordions, the sound of which is produced, or must be amplified, electrically (for example, organs, guitars)	40.031	134.636	1.016.372	2.050.215
92079000	Musical instruments excluding keyboard instrument, other than accordions; the sound of which is produced, or must be amplified, electrically (for example, organs, guitars, accordions)	40.186	132.449	404.976	2.808.228
92081000	Musical boxes	2.103	12.861	9.274	34.547
92089010	Decoy calls of all kinds; whistles, call horns and other mouth-blown sound signalling instruments	8.863	20.346	11.881	27.790
92089090	Fairground organs, mechanical street organs, mechanical singing birds, musical saws and other musical instruments not falling within any other heading of this Chapter	157	8.189	458	16.209
92093000	Musical instrument strings	13.512	94.661	302.129	1.131.421
92099110	Strung backs, keyboards and metal frames for upright pianos	69.262	260.873	259.209	1.369.854
92099190	Parts and accessories for pianos other than strung backs, keyboards and metal frames for upright pianos	89.713	524.156	911.800	4.802.036
92099200	Parts and accessories for other musical instruments (for example guitars, violins, harps)	52.539	200.594	885.996	2.844.888
92099400	Parts and accessories for the musical instruments, the sound of which is produced, or must be amplified, electrically (for example, organs, guitars, accordions)	110.503	544.380	3.440.769	13.178.396
92099900	Metronomes, tuning forks and pitch pipes of all kinds; - Of watches ;; - - Parts and accessories for pianos	49.253	191.497	1.181.360	3.772.041
93011000	Artillery weapons (for example, guns, howitzers and mortars)	–	2.848	–	1.412.865
93012000	Rocket launchers; flame-throwers; grenade launchers; torpedo tubes and similar projectors	2.379	4.066	2.785.650	7.728.821
93019000	Military weapons, other than revolvers, pistols and the arms of heading 9307, 930110,930120	1.697	18.660	1.960.539	14.008.968
93020000	Revolvers and pistols, other than those of heading 9303 or 9304	15	542	556	79.002
93031000	Muzzle-loading firearms	4	4	265	265
93039090	Very pistols and other devices designed to project only signal flares, pistols and revolvers for firing blank ammunition, captive- bolt humane killers, line-throwing guns	–	318	–	518.322
93040010	Air guns, operating at a pressure of less than 7 kgf/cm2	38	457	2.758	27.760
93040090	Arms; spring or gas guns and pistols, excluding arms of heading 9307	2.680	4.767	73.615	219.814
93051000	Parts and accessories of revolvers or pistols	3	104	1.670	22.386
93052000	Parts and accessories of shotguns or rifles of heading 9303	–	12	–	609

Lanjutan Tabel 2.5

H S	Uraian Komoditi	Berat Bersih (kg)		Nilai CIF (US\$)	
		Maret 2024	Jan–Mar 2024	Maret 2024	Jan–Mar 2024
(1)	(2)	(3)	(4)	(5)	(6)
93059190	Parts and accessories military weapons of heading 9301; Of other than leather or of textile material	3.756	3.795	3.720.454	3.747.810
93059919	Parts and accessories of goods of subheading 93040090; Of oth than leather or of textile material	511	12.064	10.225	237.666
93059999	Parts and accessories of oth than leather or textile material for articles headings 9303 to 9304 (excl subhead 93040090 and shotguns or rifles of heading 9303)	244	1.413	17.581	116.422
93062100	Shotgun cartridges	41	1.202.605	1.018	27.834.357
93062900	Parts thereof Shotgun; air gun pellets	–	19.356	–	214.642
93063020	Cartridges for riveting or similar tools or for captive-bolt humane killers; parts thereof	–	18	–	3.337
93063030	Cartridges and parts thereof for sporting, hunting or target-shooting guns, rifles and carbines, other than shotguns	–	3.550	–	576.890
93063099	Cartridges for munition of war&parts thereof oth than for revolver&pistols/for riveting/captive-bolt humane killers/sporting,hunting/target-shooting guns,rifles&carbines,oth than shotguns/22 calibre	–	32.000	–	752.000
93069010	Bombs, grenades, torpedoes, mines, missiles and similar munitions of war and parts thereof	10.624	21.458	2.603.809	9.839.225
93069090	other ammunition and projectiles and parts thereof, including shot and cartridge wads	1	8	10	375
93070000	Swords, cutlasses, bayonets, lances and similar arms and parts thereof and scabbards and sheaths therefor	11	51	346	2.020
94011000	Seats of a kind used for aircraft, whether or not convertible into beds	4.420	10.407	251.533	369.923
94012010	Seats of a kind used for vehicles of heading 8702, 8703 or 8704, whether or not convertible into beds	62.728	168.771	954.295	2.723.327
94012090	Seats of a kind used for vehicles other than of heading 8702, 8703 or 8704, whether or not convertible into beds	21.977	124.820	343.029	1.283.604
94013100	Swivel seats with variable height adjustment of wood, whether or not convertible into beds	1.698	14.747	10.048	50.152
94013900	Swivel seats with variable height adjustment of other than wood, whether or not convertible into beds	1.040.096	4.373.822	2.774.875	10.139.365
94014100	Seats other than garden seats or camping equipment, convertible into beds; of wood	255.252	614.880	555.911	1.336.936
94014900	Seats other than garden seats or camping equipment, convertible into beds; of other than wood	2.525	67.063	12.507	262.784
94015200	Seat of bamboo	722	6.329	3.304	32.558
94015300	Seat of rattan	–	41	–	367
94015900	Seats of cane, osier, or similar materials but other than bamboo or rattan	–	512	–	1.465
94016100	Seats, with wooden frames ; upholstered	1.498.870	2.299.011	5.349.500	8.794.677
94016910	Seats, with wooden frames ; With backrest and/or the seat made of rattan	30	30	680	680
94016990	Seats, with wooden frames ; With backrest and/or the seat made of other than rattan	54.358	122.424	258.332	461.447
94017100	Other seats, with metal frames; upholsetered	1.153.280	4.653.338	3.483.103	12.484.954
94017910	Other seats, with metal frames; With backrest and/or the seat made of rattan	1.979	6.278	6.991	30.848
94017990	Other seats, with metal frames; With backrest and/or the seat made of other than rattan	932.324	3.904.416	1.837.329	7.104.085
94018000	seats, with frames other than of metal or wood	616.642	2.108.747	1.438.024	4.613.122
94019100	Seats parts of wood	5.344	58.963	21.326	85.818
94019910	Part of seats of subheading 94011000	1.921	6.109	41.346	409.462
94019921	Part seats ; headrest stiffeners and armrests for seats of subheading 94012010	10.344	54.884	66.322	316.800
94019929	Part seats of subheading 940120 ; other than headrest stiffeners and armrests for seats of subheading 94012010	333.240	1.113.999	3.169.766	10.602.391
94019930	Part of seats of subheading 94013100 and 94013900	64.935	288.410	139.189	588.558
94019991	Seats Part of plastic for subheading 940141 to 940180	44.161	105.330	88.654	202.852
94019999	Seats Part of other than plastic for subheading 940141 to 940180	433.796	1.920.480	1.944.756	6.633.609
94021010	Dentists' chairs and parts thereof, having rotating as well as both reclining and elevating movements	35.326	118.316	263.306	1.293.240

Tabel-tabel

Lanjutan Tabel 2.5

H S	Uraian Komoditi	Berat Bersih (kg)		Nilai CIF (US\$)	
		Maret 2024	Jan–Mar 2024	Maret 2024	Jan–Mar 2024
(1)	(2)	(3)	(4)	(5)	(6)
94021030	Barbers' or similar chairs and parts thereof, having rotating as well as both reclining and elevating movements	10.871	174.994	27.967	315.099
94029011	Commodore furniture, Furniture specially designed for medical, surgical or veterinary purposes	10.735	35.515	36.139	117.306
94029012	Operating tables, electrically operated, Furniture specially designed for medical, surgical or veterinary purposes	7.137	12.085	249.982	576.834
94029014	Examination tables, Furniture specially designed for medical, surgical or veterinary purposes	53	201	355	15.748
94029015	Hospital beds, Furniture specially designed for medical, surgical or veterinary purposes	72.920	160.652	371.906	689.207
94029019	Furniture specially designed for medical, surgical or veterinary purposes ; other than operating table, examination tables, hospital beds or commodore	86.293	289.040	779.113	2.401.041
94029090	Parts thereof ; furniture specially designed for medical, surgical or veterinary purposes	4.883	61.777	120.652	861.671
94031000	Metal furniture of a kind used in offices	1.777.666	7.202.569	2.555.454	10.244.515
94032010	Fume cupboards of metal	147.323	468.043	804.177	1.686.262
94032090	Metal furniture other than fume cupboards, not used in offices	7.099.170	27.348.605	10.764.577	40.285.835
94033000	Wooden furniture of a kind used in offices	516.833	1.352.998	818.675	2.108.733
94034000	Wooden furniture of a kind used in the kitchen	193.789	1.365.316	562.624	3.483.533
94035000	Wooden furniture of a kind used in the bedroom	1.416.661	3.397.750	2.255.464	4.843.996
94036010	Fume cupboards of wood, not used in offices or kitchen or bedroom	18.178	53.240	40.802	93.113
94036090	Wooden furniture other than fume cupboards of wood, not used in offices or kitchen or bedroom	2.129.105	6.530.237	4.282.726	10.175.262
94037010	Baby walkers of plastics	117.875	255.225	364.265	750.866
94037020	Fume cupboards of plastics	24.112	27.177	124.850	130.875
94037090	Furniture of plastics other than baby walkers and fume cupboards	1.027.977	3.164.391	2.263.758	6.617.866
94038200	Furniture of bamboo	11.983	168.691	33.966	365.468
94038300	Furniture of rattan	122	1.039	506	3.380
94038910	Fume cupboards of other materials, including cane, osier, or similar materials	309	3.142	2.359	36.239
94038990	Furniture other than fume cupboards, of other materials, including cane, osier, or similar materials	1.133.023	3.938.413	2.219.748	6.984.104
94039100	Parts of furniture of wood	187.113	1.393.137	432.737	3.653.351
94039910	Parts of baby walkers of plastics	48.077	79.704	53.141	135.686
94039990	Parts of furniture other than baby walkers of plastics, excluding of wood	456.762	1.250.854	756.545	2.689.810
94041000	Mattress supports	69.472	271.044	107.235	494.346
94042110	Mattresses of cellular rubber, whether or not covered	58.440	149.713	259.381	586.139
94042120	Mattresses of cellular plastics, whether or not covered	1.044.119	3.145.380	2.272.263	7.062.266
94042910	Spring mattresses	870.680	2.672.878	2.080.605	6.265.579
94042990	Mattresses of other materials excluding cellular rubber or plastics, other than spring mattresses or hyperthermia/hypothermia type	86.704	489.811	145.968	947.186
94043000	Sleeping bags	6.296	16.348	61.691	146.350
94044000	Quilts, bedspreads, eiderdowns and duvets (comforters)	111.395	741.823	406.201	3.254.379
94049000	Articles of bedding&similar furnishing excl mattresses, sleeping bag, quilts, eiderdown&duvets, fitted with springs/stuffed/internally fitted w/ any material/of cellular rubber/plastics, whether/not covered	394.813	1.063.461	1.835.009	4.889.561
94051110	Luminaires for operating rooms, designed for use solely with light-emitting diode (LED) light sources	1.367	1.953	15.398	66.347
94051191	Spotlights, designed for use solely with LED light sources, not used for lighting public open spaces or thoroughfares	89	82.480	1.471	629.312
94051199	Chandelier&oth electric ceiling/wall lighting fitting, excl those of used for lighting public open space/thoroughfare, used for solely w/ LED light source, oth than luminaire for operating room/spotlight	76.166	1.811.869	631.520	15.876.469
94051991	Spotlights, designed for use not with LED light sources, not used for lighting public open spaces or thoroughfares	–	1.881	–	1.656
94051992	Luminaires with fluorescent lamps, designed for use not with LED light sources, not used for lighting public open spaces or thoroughfares	203	55.648	7.757	450.861

Lanjutan Tabel 2.5

H S	Uraian Komoditi	Berat Bersih (kg)		Nilai CIF (US\$)	
		Maret 2024	Jan–Mar 2024	Maret 2024	Jan–Mar 2024
(1)	(2)	(3)	(4)	(5)	(6)
94051999	Chandelier&oth electric ceiling/wall lighting fitting,excl those of used for lighting public open space/thoroughfare,not w/ LED light source, oth than luminaire for operating room/spotlight/luminaires w/ fluorescent lamp	17.897	330.408	137.265	2.063.215
94052110	Electric table, desks, bedside or floor-standing luminaires for operating rooms, designed for use solely with light-emitting diode (LED) light sources	1.267	4.824	74.486	305.632
94052190	Electric table, desks, bedside or floor-standing luminaires not for operating rooms, designed for use solely with light-emitting diode (LED) light sources	10.647	86.836	59.477	429.115
94052910	Electric table, desks, bedside or floor-standing luminaires for operating rooms, designed for use not solely with light-emitting diode (LED) light sources	758	4.442	16.785	276.508
94052990	Electric table, desks, bedside or floor-standing luminaires not for operating rooms, designed for use not solely with light-emitting diode (LED) light sources	50.145	180.469	259.011	999.970
94053100	Lighting strings of a kind used for Christmas trees, designed for use solely with light-emitting diode (LED) light sources	14.201	228.897	93.943	492.993
94053900	Lighting strings of a kind used for Christmas trees, designed for use not with light-emitting diode (LED) light sources	89.364	306.717	107.009	536.865
94054110	Searchlights, photovoltaic, designed for use solely with light-emitting diode (LED) light sources	34.703	181.581	496.997	3.165.789
94054120	Spotlights other than searchlight, photovoltaic, designed for use solely with light-emitting diode (LED) light sources	6.531	27.527	27.892	258.818
94054130	Non-flashing aerodrome beacons; lamps for railway rolling stock, locomotives, aircraft, ships or lighthouses, of base metal, photovoltaic, designed for use solely with LED light sources	421	4.317	23.124	52.442
94054140	Electric luminaire&lighting fitting,used for lighting public open spaces/thoroughfares;oth exterior lighting,oth than HS 94054110-94054130	1.337	94.189	11.554	676.610
94054190	Electric luminaires and lighting fittings, photovoltaic, designed for use solely with LED light sources, n.e.c in subheading 940541	7.933	57.881	94.970	646.626
94054210	Searchlights, non photovoltaic, designed for use solely with light-emitting diode (LED) light sources	64.191	295.734	694.071	2.866.224
94054220	Spotlights other than searchlight, non photovoltaic, designed for use solely with light-emitting diode (LED) light sources	22.776	297.068	357.285	3.230.726
94054230	Non-flashing aerodrome beacons; lamps for railway rolling stock, locomotives, aircraft, ships or lighthouses, of base metal, non photovoltaic, designed for use solely with LED light sources	482	3.388	13.366	31.362
94054240	Pilot lamps with fittings for electro-thermic domestic appliances of heading 8516; non photovoltaic, designed for use solely with LED light sources	1.057	12.266	53.054	67.876
94054250	Electric luminaire&lighting fitting,used for lighting public open spaces/thoroughfares, non photovoltaic, designed for use solely with LED light source; other than HS 94054210-94054240	8.928	163.764	139.106	1.908.217
94054260	Exterior lighting, of a kind not used for lighting public open spaces/thoroughfares; non photovoltaic, designed for use solely with LED light sources	580	25.466	13.565	125.316
94054290	Electric luminaires & lighting fittings, non photovoltaic, designed for use solely with LED light sources, n.e.c. subheading 940542	26.946	631.666	541.207	4.496.166
94054910	Searchlights, designed for use not only with with light-emitting diode (LED) light sources	113.774	936.204	505.908	4.384.411
94054920	Spotlights other than searchlights, designed for use not only with with light-emitting diode (LED) light sources	265	12.469	859	15.447
94054930	Non-flashing aerodrome beacons; lamps for railway rolling stock, locomotives, aircraft, ships/lighthouses, of base metal; designed for use not only with with light-emitting diode (LED) light sources	163	5.455	60.605	146.191
94054940	Pilot lamps with fittings for electro-thermic domestic appliances of heading 8516; designed for use not only with with light-emitting diode (LED) light sources	864	28.907	36.607	70.033
94054950	Electric luminaires & lighting fitting,used for lighting public open spaces/thoroughfares, designed for use not only with LED light sources; other than HS 94054910-94054940	–	24.496	–	211.824

Tabel-tabel

Lanjutan Tabel 2.5

H S	Uraian Komoditi	Berat Bersih (kg)		Nilai CIF (US\$)	
		Maret 2024	Jan–Mar 2024	Maret 2024	Jan–Mar 2024
(1)	(2)	(3)	(4)	(5)	(6)
94054960	Exterior lighting, of a kind not used for lighting public open spaces/throughfares; designed for use not only with LED light sources	237	8.927	4.345	79.161
94054990	Electric luminaires & lighting fittings, designed for use not only with LED light sources, other than n.e.c subheading 940549	23.302	203.546	73.473	917.131
94055011	Non-electrical luminaires and lighting fittings, of oil-burning type, of brass of a kind used for religious rites	–	159	–	2.070
94055019	Non-electrical luminaires and lighting fittings, of oil-burning type, of other than brass of a kind used for religious rites	310	9.474	2.871	67.644
94055040	Hurricane lamps, non-electric	2.970	29.930	3.432	27.544
94055050	Miners' lamps and quarrymen's lamps, non-electrical	2.655	7.731	1.976	8.553
94055090	Non-electrical luminaires and lighting fittings, other of oil-burning type or hurricane lamps or miners' lamps and quarrymen's lamps	36.646	291.921	213.606	1.370.554
94056110	Warning signs, street name signs, road and traffic signs, designed for use solely with LED light sources	472	4.859	2.233	54.863
94056190	Illuminated signs, illuminated name-plates and the like, designed for use solely with LED light sources, other than warning signs, street name signs, road and traffic signs	68.735	204.990	458.812	1.670.704
94056910	Warning signs, street name signs, road and traffic signs, designed for use not solely with LED light sources	749	31.422	22.923	371.490
94056990	Illuminated signs, illuminated name-plates and the like, designed for use not solely with LED light sources, other than warning signs, street name signs, road and traffic signs	32.982	232.361	233.290	1.236.325
94059110	Parts for luminaires for operating rooms of glass	–	139	–	1.050
94059120	Parts for spotlights of glass	9.716	68.542	11.306	108.483
94059140	Parts for globes or chimneys of glass	34	949	173	7.724
94059190	Parts for luminaires and lighting fittings of glass, other than for luminaires for operating rooms or spotlights or globes or chimneys, or searchlights	212.735	574.303	159.073	628.816
94059210	Parts for luminaires for operating rooms of plastics	1	1.609	36	139.411
94059220	Parts for spotlights of plastics	4.207	9.281	26.097	46.994
94059230	Parts for searchlights of plastics	33	2.112	55	16.058
94059290	Parts for luminaires and lighting fittings of plastics, other than for luminaires for operating rooms or spotlights or searchlights	26.410	171.557	119.137	534.233
94059910	Parts for lampshades of textile material	372	4.458	2.196	14.048
94059920	Parts for lampshades of other material	27.047	168.383	117.860	461.032
94059930	Parts of luminaires of subheading 94055011 or 94055019, of other materials excluding glass or plastics	312	870	1.750	3.022
94059940	Parts for searchlights or spotlights, of other materials excluding glass or plastics	9.167	123.411	12.221	602.266
94059950	Parts for luminaires and lighting fittings, other than lampshades or luminaires of subheading 94055011 or 94055019 or searchlights or spotlights; of ceramic or of metal	1.687	25.377	4.407	204.811
94059990	Parts for luminaires & lighting fittings, oth than lampshade/luminaire of subhead 94055011 or 94055019/searchlight/spotlight; of oth matherials excluding glass/plastics/ceramic/metal	245.260	1.419.798	1.808.607	8.322.484
94061010	Greenhouses of wood fitted with mechanical or thermal equipment	–	320	–	2.227
94061090	Greenhouses of wood not fitted with mechanical or thermal equipment	2.291	10.136	40.430	45.395
94062010	Greenhouses fitted with mechanical or thermal equipment, modular building units, of steel	–	205.350	–	271.536
94062090	Greenhouses not fitted with mechanical or thermal equipment, modular building units, of steel	567.219	33.289.231	1.076.783	37.211.075
94069011	Greenhouses fitted with mechanical or thermal equipment, of iron or of steel	593.110	3.542.977	2.156.422	9.452.201
94069012	Greenhouses fitted with mechanical or thermal equipment, of plastics	5.103	7.715	19.751	26.501
94069019	Greenhouses fitted with mechanical or thermal equipment, of any materials other than of iron or of steel or of plastics	95.930	471.281	100.153	555.997
94069020	Prefabricated buildings other than greenhouses fitted with mechanical or thermal equipment, of plastics or of aluminium	138.115	325.684	343.984	604.627



Lanjutan Tabel 2.5

H S	Uraian Komoditi	Berat Bersih (kg)		Nilai CIF (US\$)	
		Maret 2024	Jan–Mar 2024	Maret 2024	Jan–Mar 2024
(1)	(2)	(3)	(4)	(5)	(6)
94069030	Prefabricated buildings other than greenhouses fitted with mechanical or thermal equipment, of iron or of steel	20.836.870	85.101.272	35.210.569	132.047.749
94069040	Prefabricated buildings other than greenhouses fitted with mechanical or thermal equipment, of cement, of concrete or of artificial stone	451	14.387	907	33.478
94069090	Prefabricated buildings oth than greenhouses fitted with mechanical or thermal equipment, of any materials other than plastics or aluminium or iron or steel or cement or concrete or artificial stone	2.153.622	6.640.948	4.938.255	12.578.321
95030010	Tricycles, scooters, pedal cars and similar wheeled toys; dolls' carriages	331.900	1.533.817	847.229	4.266.583
95030021	Dolls, whether or not dressed	27.689	216.265	232.474	1.109.667
95030022	Garments and garment accessories; footwear and headgear for dolls	658	4.009	3.850	13.166
95030029	Parts and accessories for dolls other than garments and garment accessories; footwear and headgear	13.813	108.412	139.098	388.045
95030030	Electric trains, including tracks, signals and other accessories therefor	43.632	100.459	140.034	348.582
95030040	Reduced size ("scale") models and similar recreational models, working or not	230.076	509.572	1.557.995	3.933.990
95030050	Construction sets and constructional toys, other than electric trains or reduced size ("scale") models, of materials other than plastics	2.306	11.394	18.281	57.266
95030060	Stuffed toys representing animals or non-human creatures	57.493	313.459	423.750	4.096.032
95030070	Puzzles of all kinds	72.469	204.785	130.681	815.464
95030080	Portable interactive electronic educational devices primarily designed for children	8.623	15.754	18.789	30.594
95030091	Numerical, alphabetical or animal blocks or cut-outs; word builder sets; word making and talking sets; toy printing sets; toy counting frames (abaci); toy sewing machines; toy typewriters	2.424	16.652	12.107	49.003
95030092	Skipping ropes	716	1.139	10.810	11.430
95030093	Marbles	357	720.251	1.836	183.667
95030094	Toys, of rubber, other than HS 95030091-95030093	8.173	98.577	159.664	444.646
95030099	Toys not elsewhere classified in 9503	1.978.330	7.927.012	9.782.934	33.937.675
95042020	Tables for billiards of all kinds	208.104	1.452.264	380.409	2.516.119
95042030	Billiard chalks	2.756	6.937	3.071	10.036
95042090	Articles and accessories for billiards of all kinds other than tables or chalks	73.915	282.012	191.720	873.703
95043030	Games of chance that immediately return a monetary award; parts and accessories thereof	18.836	23.053	285.161	416.068
95043040	Pintables or slot machines other than games of chance, operated by coins, banknotes, bank cards, tokens or by any other means of payment, other than automatic bowling alley equipment	–	3.700	–	181.900
95043090	Games, operated by coins, banknotes, bank cards, tokens or by any other means of payment, other than games of chance or pintables/slot machines, parts of wood, paper or plastics	127.854	527.871	1.249.383	5.853.900
95044000	Playing cards	293.398	1.492.775	823.936	2.486.678
95045010	Video game consoles and machines, other than those of subheading 950430, of a kind used with a television receiver	89	189	3.312	7.479
95045090	Video game consoles and machines, other than those of subheading 950430, of a kind used not with a television receiver	35.451	88.831	2.615.972	4.640.286
95049010	Bowling requisites of all kinds	12.806	161.777	130.552	1.179.582
95049021	Darts and parts and accessories therefor, of wood, of paper or of plastics	2.053	2.470	18.201	20.734
95049029	Darts and parts and accessories therefor, of other than wood or paper or plastics	15.341	23.335	80.129	122.350
95049032	Tables designed for use with casino games, of wood or of plastics	37	2.075	999	2.093
95049033	Tables designed for use with casino games, of other than wood or plastics	331	479	405	507
95049034	Mahjong tiles, of wood or of paper or of plastics	707	712	498	505
95049035	Mahjong tiles, of other than wood or paper or plastics	1.649	9.630	1.884	10.460
95049036	Gambling equipment and paraphernalia other than tables designed for use with casino games or mahjong tiles, of wood, of paper or of plastics	–	3.247	–	3.087

Tabel-tabel

Lanjutan Tabel 2.5

H S	Uraian Komoditi	Berat Bersih (kg)		Nilai CIF (US\$)	
		Maret 2024	Jan–Mar 2024	Maret 2024	Jan–Mar 2024
(1)	(2)	(3)	(4)	(5)	(6)
95049039	Gambling equipment and paraphernalia other than tables designed for use with casino games or mahjong tiles, of other than wood or paper or plastics	1.389	17.827	1.900	18.802
95049092	Tables designed for games, of wood or of plastics	466	9.022	2.433	23.788
95049093	Tables designed for games, of other than wood or plastics	357	13.941	460	29.797
95049095	Parlour games, of wood, or of paper or of plastics	4.537	42.323	7.810	61.752
95049099	Parlour games, of materials other than wood, or paper or plastics	86.029	514.482	317.552	1.157.282
95051000	Articles for Christmas festivities	14.300	79.929	62.855	233.779
95059000	Festive, carnival or other entertainment articles, including conjuring tricks and novelty jokes other than for Christmas	484.183	1.581.416	839.472	2.454.487
95061100	Snow skis	24.257	24.298	38.995	41.264
95061200	Snow ski-fastenings (ski-bindings)	41	1.637	3.365	38.313
95061900	Snow-ski equipment other than ski-fastenings (ski-bindings)	17.203	74.893	41.567	416.098
95062900	Water-skis, surf-boards and other water-sport equipment excluding sailboards	38.430	244.156	279.825	1.258.780
95063100	Golf clubs, complete	26.053	79.784	1.223.915	3.737.284
95063200	Golf balls	9.071	42.808	202.225	774.285
95063900	Golf equipment other than balls	14.120	57.410	138.980	743.826
95064010	Tables for table-tennis	28.632	228.056	51.050	394.332
95064090	Articles and equipment for table-tennis excluding tables	3.985	106.814	7.218	194.342
95065100	Lawn-tennis rackets, whether or not strung	17.833	76.029	261.898	567.555
95065900	Tennis, badminton or similar rackets, whether or not strung excluding lawn-tennis rackets	63.686	306.194	1.171.417	3.357.324
95066100	Lawn-tennis balls	15.544	84.709	88.016	433.182
95066200	Inflatable balls	63.660	338.764	567.802	1.880.101
95066900	Balls, other than golf balls and table-tennis balls excluding lawn-tennis balls or inflatable balls	13.050	82.588	63.111	266.442
95067000	Ice skates and roller skates, including skating boots with skates attached	40.880	233.794	103.285	420.051
95069100	Articles and equipment for general physical exercise, gymnastics or athletics	1.382.034	7.647.419	4.277.591	19.624.816
95069910	Bows (including crossbows) and arrows	40	101	1.805	3.653
95069920	Nets, cricket pads and shin guards	60.339	354.448	329.411	2.269.655
95069930	Shuttlecocks	6.873	74.102	129.827	488.125
95069990	Swimming pools and paddling pools	105.264	427.470	538.161	2.091.612
95071000	Fishing rods	137.358	582.366	561.551	2.803.780
95072000	Fish-hooks, whether or not snelled	82.438	312.895	494.363	1.910.602
95073000	Fishing reels	117.338	467.023	287.134	2.016.920
95079000	Line fishing tackle oth than fishing rods,fish-hooks,fishing reels; fish landing nets,butterfly nets&similar nets;decoy "birds" oth than those of heading 9208/9705 &similar hunting/shooting requisites	45.052	73.635	45.056	307.294
95081000	Travelling circuses and travelling menageries	–	14	–	68
95082100	Amusement park rides; roller coasters	–	2.068	–	48.948
95082200	Amusement park rides; carousels, swings and roundabouts	5.500	60.211	28.200	231.590
95082300	Amusement park rides; dodge'em cars	–	5.419	–	142.302
95082400	Amusement park rides; motion simulators and moving theatres	930	1.327	10.500	154.612
95082500	Amusement park rides; water rides	2.278	2.278	7.030	7.030
95082600	Water park amusements	11.868	22.027	23.622	104.312
95082900	Amusement park rides; other than roller coasters, carousels, swings and roundabouts, dodge'em cars, motion simulators and moving theatres, water rides	29.379	94.728	65.624	266.284
95083000	Fairground amusements, including shooting galleries	46.293	308.407	184.498	2.094.167
95084000	Travelling theatres	3	3	299	299
96011090	Worked ivory and articles of ivory; other than cigar or cigarette cases, tobacco jars, ornamental articles	20	21	1.838	1.883
96019012	Worked mother-of-pearl or tortoise-shell and articles of the foregoing; pearl nucleus	350	421	88.250	113.022
96019019	Worked mother-of-pearl or tortoise-shell and articles of the foregoing; other than cigar or cigarette cases, tobacco jars, ornamental articles, pearl nucleus	–	2	–	17
96019021	Worked capiz shells and articles of the foregoing; ornamental articles	21	21	64	64

Lanjutan Tabel 2.5

H S	Uraian Komoditi	Berat Bersih (kg)		Nilai CIF (US\$)	
		Maret 2024	Jan–Mar 2024	Maret 2024	Jan–Mar 2024
(1)	(2)	(3)	(4)	(5)	(6)
96019029	Worked capiz shells and articles of the foregoing; other than ornamental articles	–	1	–	29
96019099	Worked bone, horn, antlers, coral & oth animal carving material (excl.ivory,mother-of-pearl,tortoise-shell,capiz shell)&articles thereof; oth than cigar/cigarette cases,tobacco jars,ornamental articles	30	51	1	922
96020010	Gelatin capsules for pharmaceutical products	8.993	34.569	234.968	722.937
96020020	Cigar or cigarette cases, tobacco jars, ornamental articles from worked vegetable/mineral carving material/of wax, stearin, natural gums/natural resins/modelling pastes & other moulded/carved articles	–	426	–	1.425
96020090	Worked vegetable/mineral carving material,moulded/carved articles of wax,stearin,natural gums/natural resins/modelling pastes, worked unhardened gelatin (excl.HS3503)&articles thereof; n.e.c in HS9602	3.003	13.891	27.363	81.494
96031010	Brushes, consisting of twigs or other vegetable materials bound together, with or without handles	24	5.965	434	12.798
96031020	Brooms, consisting of twigs or other vegetable materials bound together, with or without handles	9	32.580	70	41.247
96032100	Tooth brushes, including dental-plate brushes	123.100	436.334	1.232.314	3.971.032
96032900	Shaving brushes, hair brushes, nail brushes, eyelash brushes and other toilet brushes for use on the person, including such brushes constituting parts of appliances; other than tooth brushes	112.550	287.034	443.538	1.265.108
96033000	Artists' brushes, writing brushes and similar brushes for the application of cosmetics	280.023	945.800	880.714	2.951.442
96034000	Paint, distemper, varnish or similar brushes (other than brushes of subheading 960330), paint pads and rollers	307.611	1.439.199	727.216	3.300.702
96035000	Brushes constituting parts of machines, appliances or vehicles; other than brushes of subheading 96321 to 960340)	36.681	229.888	463.528	1.686.924
96039010	Prepared knots and tufts for broom or brush making	30.345	32.904	32.914	39.691
96039020	Hand-operated mechanical floor sweepers, not motorised	108.611	371.641	280.591	833.288
96039040	Brushes; not elsewhere classified in heading 9603	115.528	665.064	349.481	1.637.751
96039090	Brooms (not elsewhere classified in heading 9603), mops and feather dusters, squeegees (other than roller squeegees)	737.328	2.924.370	1.703.402	6.986.480
96040010	Hand sieves and hand riddles; of metal	640	7.668	14.605	35.926
96040090	Hand sieves and hand riddles; of material other than metal	68.414	88.817	78.894	205.768
96050000	Travel sets for personal toilet, sewing or shoe or clothes cleaning	156.301	529.221	365.859	925.862
96061010	Press-fasteners, snap-fasteners and press-studs and parts therefor; of plastics	17.973	78.390	289.461	1.134.204
96061090	Press-fasteners, snap-fasteners and press-studs and parts therefor; of material other than plastics	50.592	199.236	986.358	2.927.119
96062100	Buttons; of plastics, not covered with textile material	68.530	400.039	1.785.562	5.923.146
96062200	Buttons; of base metal, not covered with textile material	35.249	174.085	677.394	2.593.341
96062900	Buttons; of plastics covered with textile material, or of base metal covered with textile material, or of materials other than plastic and base metal	44.029	214.440	693.488	2.269.853
96063010	Button moulds and other parts of buttons, button blanks; of plastics	10.622	30.611	20.192	103.372
96063090	Button moulds and other parts of buttons, button blanks; of material other than plastics	7.413	38.653	299.051	818.519
96071100	Slide fasteners; fitted with chain scoops of base metal	76.850	249.280	975.390	3.101.196
96071900	Slide fasteners; not fitted with chain scoops of base metal	569.706	2.062.697	6.392.343	19.178.163
96072000	Parts of slide fasteners	401.318	1.518.819	3.669.104	11.874.397
96081010	Ball point pens; having a body mainly of plastics	317.567	1.305.030	1.709.090	6.573.697
96081090	Ball point pens; other than those having a body mainly of plastics	104.635	578.476	189.357	1.185.719
96082000	Felt tipped and other porous-tipped pens and markers	124.693	684.228	816.134	3.798.910
96083020	Fountain pens	19.919	79.489	27.533	100.395
96083090	Stylograph pens and other pens (not elsewhere classified in heading 9608)	22.962	177.050	102.399	547.043
96084000	Propelling or sliding pencils	14.721	73.605	72.336	360.529
96085000	Sets of articles from two or more of the subheading 960810 to 960840	34.315	137.816	74.752	282.292
96086010	Refills for ball point pens, comprising the ball point and ink-reservoir; of plastics	1.233	15.278	6.888	121.643

Tabel-tabel

Lanjutan Tabel 2.5

H S	Uraian Komoditi	Berat Bersih (kg)		Nilai CIF (US\$)	
		Maret 2024	Jan–Mar 2024	Maret 2024	Jan–Mar 2024
(1)	(2)	(3)	(4)	(5)	(6)
96086090	Refills for ball point pens, comprising the ball point and ink-reservoir; of materials other than plastics	22.842	92.706	178.034	440.017
96089110	Pen nibs and nib points; of gold or gold-plated	—	11	—	255
96089190	Pen nibs and nib points; of materials other than gold or gold-plated	19.414	48.892	452.509	968.375
96089910	Duplicating stylos	902	1.802	3.689	4.598
96089991	Parts of ball point pens, not elsewhere classified in heading 9608; of plastics	22.620	28.842	45.344	79.296
96089999	Parts of ball point pens (not elsewhere classified in heading 9608) of materials other than plastic, parts of propelling or sliding pencils, pen-holders, pencil-holders and similar holders	81.559	259.009	867.266	2.150.836
96091010	Black pencils, with leads encased in a sheath (other than pencils of heading 9608)	75.069	380.002	309.640	1.572.487
96091090	Pencils (other than pencils of heading 9608) and crayons, with leads encased in a sheath; other than black pencils	197.665	678.389	808.500	2.446.163
96092000	Pencil leads, black or coloured	62.212	145.987	264.081	448.226
96099010	Slate pencils for school slates	55	9.226	84	32.398
96099030	Pencils (other than pencils of heading 9608) and crayons, without leads encased in a sheath	59.194	144.868	182.951	438.306
96099091	Writing or drawing chalks	160	7.598	1.221	23.957
96099099	Pastels, drawing charcoals, and tailors' chalks	287.918	838.054	697.655	1.860.298
96100010	School slates	1.180	7.707	4.284	11.961
96100090	Slates and boards, with writing or drawing surfaces, whether or not framed; other than school slates	19.890	127.907	67.597	431.529
96110000	Date, sealing, or numbering stamps, and the like (hand operated, incl. devices for printing/embossing labels), hand-operated composing sticks & hand printing sets incorporating such composing sticks	22.318	94.084	132.381	582.150
96121010	Typewriter or similar ribbons, inked or otherwise prepared for giving impressions, whether or not on spools or in cartridges; of textile fabric	12.356	41.062	238.838	803.807
96121090	Typewriter or similar ribbons, inked or otherwise prepared for giving impressions, whether or not on spools or in cartridges; of materials other than textile fabric	106.262	326.439	1.240.273	3.832.355
96122000	Ink-pads, whether or not inked, with or without boxes	531	20.399	5.957	116.087
96131010	Pocket lighters, gas fuelled, non-refillable; of plastics	226.681	1.409.493	575.812	4.679.414
96131090	Pocket lighters, gas fuelled, non-refillable; of materials other than plastics	5	43.404	852	114.436
96132010	Pocket lighters, gas fuelled, refillable; of plastics	1.627	131.821	8.036	354.942
96132090	Pocket lighters, gas fuelled, refillable; of materials other than plastics	3	33.571	14	79.975
96138010	Piezo-electric lighters for stoves and ranges	8.707	86.882	17.556	411.137
96138030	Cigarette lighters or table lighters, of materials other than plastics	6	18	266	1.077
96138090	Lighters, whether or not mechanical or electrical; other than gas fuelled pocket lighters, piezo-electric lighters for stoves and ranges, cigarette lighters or table lighters	258	5.667	3.680	12.344
96139010	Refillable cartridges or other receptacles, which constitute parts of mechanical lighters, containing liquid fuel or liquefied gases	21.380	58.193	56.466	155.722
96139090	Parts of lighters; other than flints, wicks, refillable cartridges or other receptacles, which constitute parts of mechanical lighters, containing liquid fuel or liquefied gases	158.894	857.820	600.997	3.377.311
96140010	Roughly shaped blocks of wood or root for the manufacture of smoking pipes	—	11.496	—	33.770
96140090	Smoking pipes (including pipe bowls) and cigar or cigarette holders, and parts thereof; other than roughly shaped blocks of wood or root for the manufacture of pipes	23.218	180.080	78.012	438.572
96151120	Combs, hair-slides and the like; of hard rubber	14.046	66.524	162.261	423.189
96151130	Combs, hair-slides and the like; of plastics	91.952	421.680	240.553	1.298.417
96151900	Combs, hair-slides and the like; of materials other than hard rubber and plastics	374.550	1.728.908	1.051.103	4.378.499
96159011	Decorative hair pins; of aluminium	605	931	624	1.579
96159012	Decorative hair pins; of iron or steel	530	5.185	1.088	5.258
96159013	Decorative hair pins; of plastics	5.422	13.596	71.180	80.940

Lanjutan Tabel 2.5

H S	Uraian Komoditi	Berat Bersih (kg)		Nilai CIF (US\$)	
		Maret 2024	Jan–Mar 2024	Maret 2024	Jan–Mar 2024
(1)	(2)	(3)	(4)	(5)	(6)
96159019	Decorative hair pins; of materials other than aluminium, iron or steel, plastics	20.897	183.788	40.746	541.715
96159021	Parts of combs, hair-slides and the like, hair pins, curling pins, curling grips, hair-curlers and the like, other than those of heading 8516; of plastics	499	1.959	1.224	6.757
96159022	Parts of combs, hair-slides and the like, hair pins, curling pins, curling grips, hair-curlers and the like, other than those of heading 8516; of iron or steel	563	2.318	2.138	10.873
96159023	Parts of combs, hair-slides and the like, hair pins, curling pins, curling grips, hair-curlers and the like, other than those of heading 8516; of aluminium	–	1.273	–	1.353
96159029	Parts of combs, hair-slides and the like, hair pins, curling pins, curling grips, hair-curlers and the like, other than those of heading 8516; of materials other than plastics, iron/steel, aluminium	2	66	72	479
96159091	Hair pins (other than decorative), curling pins, curling grips, hair-curlers and the like, other than those of heading 8516; of aluminium	–	1.187	–	1.514
96159092	Hair pins (other than decorative), curling pins, curling grips, hair-curlers and the like, other than those of heading 8516; of iron or steel	368	7.387	5.335	67.968
96159093	Hair pins (other than decorative), curling pins, curling grips, hair-curlers and the like, other than those of heading 8516; of plastics	2.752	5.399	36.563	39.736
96159099	Hair pins (other than decorative), curling pins, curling grips, hair-curlers and the like, other than those of heading 8516; of materials other than aluminium, iron or steel, plastics	54.718	258.327	92.481	373.996
96161010	Scent sprays and similar toilet sprays	714.302	3.126.310	1.118.917	4.889.795
96161020	Mounts and heads of scent sprays and similar toilet sprays	117.891	569.865	424.983	2.029.757
96162000	Powder-puffs and pads for the application of cosmetics or toilet preparations	94.040	306.082	693.908	2.279.462
96170010	Vacuum flasks and other vacuum vessels, complete	724.704	3.399.088	2.242.941	11.707.049
96170020	Parts vacuum flasks and other vacuum vessels, other than glass inner	3.993	23.625	42.489	246.199
96180000	Tailors' dummies and other lay figures; automata and other animated displays used for shop window dressing	31.091	115.992	308.759	835.026
96190011	Sanitary towels (pads) and tampons, napkins (diapers), napkin liners and similar articles; with an absorbent core of wadding of textile materials; disposable	3.222	76.653	21.171	222.631
96190012	Sanitary towels and tampons; of paper, paper pulp, cellulose wadding or webs of cellulose fibres; disposable	141.634	499.475	688.631	2.963.036
96190013	Baby napkins and pads for incontinence; of paper, paper pulp, cellulose wadding or webs of cellulose fibres; disposable	1.519.956	3.406.608	3.404.976	8.324.219
96190014	Napkins (diapers), napkin liners and similar articles other than sanitary towels/tampons and baby napkins/pads; of paper, paper pulp, cellulose wadding or webs of cellulose fibres; disposable	239.195	514.832	404.318	874.967
96190019	Sanitary towels (pads) and tampons, napkins (diapers), napkin liners and similar articles; of materials other than paper, paper pulp, cellulose wadding or webs of cellulose fibres; disposable	2.461	102.638	12.362	208.023
96190092	Sanitary towels (pads); not disposable	68	117	407	647
96190093	Sanitary tampons, napkins (diapers), napkin liners and similar articles other than sanitary towels (pads); knitted or crocheted; not disposable	–	2	–	36
96190099	Sanitary tampons, napkins (diapers), napkin liners and similar articles other than sanitary towels (pads); not knitted or crocheted; not disposable	740	35.218	7.696	34.317
96200010	Monopods, bipods, tripods and similar articles; of plastics	21.412	173.074	449.037	1.148.420
96200020	Monopods, bipods, tripods and similar articles; of carbon and graphite	16	1.036	100	14.653
96200030	Monopods, bipods, tripods and similar articles; of iron and steel	11.730	71.912	54.787	207.866
96200040	Monopods, bipods, tripods and similar articles; of aluminium	17.453	118.126	76.135	323.055
96200050	Monopods, bipods, tripods and similar articles; of wood	1	4	63	121
96200090	Monopods, bipods, tripods and similar articles; of material other than plastics, carbon and graphite, iron and steel, aluminium, wood	70.667	543.429	178.224	1.380.457

Tabel-tabel

Lanjutan Tabel 2.5

H S	Uraian Komoditi	Berat Bersih (kg)		Nilai CIF (US\$)	
		Maret 2024	Jan–Mar 2024	Maret 2024	Jan–Mar 2024
(1)	(2)	(3)	(4)	(5)	(6)
97012100	Paintings, drawings and pastels, executed entirely by hand, other than drawings of heading 4906 and other than hand-painted or hand-decorated manufactured articles; of an age exceeding 100 years	854	8.327	3.996	38.851
97012200	Mosaics; of an age exceeding 100 years	675	4.735	2.335	5.619
97012900	Collages and similar decorative plaques other than mosaics; of an age exceeding 100 years	3.235	6.593	3.242	9.202
97019100	Paintings, drawings and pastels, executed entirely by hand, other than drawings of heading 4906 and other than hand-painted or hand-decorated manufactured articles; of an age not exceeding 100 years	17.122	71.853	57.134	299.274
97019200	Mosaics; of an age not exceeding 100 years	274	274	298	298
97019900	Collages and similar decorative plaques other than mosaics; of an age not exceeding 100 years	6.971	47.266	31.761	186.822
97021000	Original engravings, prints and lithographs; of an age exceeding 100 years	–	5	–	2.974
97029000	Original engravings, prints and lithographs; of an age not exceeding 100 years	508	846	5.049	13.567
97031000	Original sculpture and statuary, in any material; of an age exceeding 100 years	–	687	–	954
97039000	Original sculpture and statuary, in any material; of an age not exceeding 100 years	1.826	39.743	6.896	159.889
97040000	Postage or revenue stamps, stamp-postmarks, first-day covers, postal stationery (stamped paper), and the like, used or unused, other than those of heading 4907	3.236	23.888	12.343	743.329
97051000	Collections and collectors' pieces of archaeological, ethnographic or historical interest	20	58	2.089	3.595
97052900	Collections and collectors' pieces of zoological, botanical, mineralogical, anatomical or paleontological interest; other than human specimens, extinct or endangered species and parts thereof	6	79	333	771
97053100	Collections and collectors' pieces of numismatic interest; of an age exceeding 100 years	–	1	–	69
97053900	Collections and collectors' pieces of numismatic interest; of an age not exceeding 100 years	2	31	688	995
97061000	Antiques; of an age exceeding 250 years	2	6	13.695	13.728
97069000	Antiques; of an age exceeding 100 years but not exceeding 250 years	4.488	4.508	53.770	55.014
98014000	Road tractors for semi-trailers of subheading 8701.21; 8701.22; 8701.23; and 8701.29; IKD	492.538	1.244.872	4.966.563	14.585.477
98015020	Bus vehicles of heading 87.02 other than those of subheading 9801.90, of a g.v.w. > 5 tonnes but ≤ 24 tonnes, IKD	–	38.880	–	478.712
98016022	Motor vehicles for the transport of persons of heading 87.03 excluding sedan, 2 WD, body in assembled & painted, set value at least Rp150.000.000,00 oth than those of subheading 9801.90; IKD	77.094	155.677	585.603	1.171.931
98016032	Motor vehicles for the transport of persons of heading 87.03 excluding sedan, 4 WD, body in assembled & painted, set value at least Rp150.000.000,00 other than those of subheading 9801.90; IKD	–	180.236	–	1.750.166
98017020	Motor vehicles for the transport of goods of heading 87.04 other than those of subheading 9801.90; of a g.v.w > 5 tonnes but ≤ 24 tonnes; IKD	1.774.126	3.943.636	22.053.608	47.501.087
98017030	Motor vehicles for the transport of goods of heading 87.04 other than those of subheading 9801.90; of a g.v.w ≥ 24 tonnes; IKD	713.045	2.699.679	6.109.404	26.586.789
98018010	Chassis fitted with engines, for the bus vehicles of subheadings 8706.00.22 other than those of subheading 9801.90; with a g.v.w. > 5 tonnes but ≤ 24 tonnes; IKD	22.173	180.949	1.924.056	8.428.611
98019020	Motor vehicles for transport of ten or more persons including the driver of subheading 8702.40; four-wheeled or more electric motor vehicle, only with battery electric motor for propulsion; IKD	–	83.629	–	453.598
98019030	Motor vehicles for transport of other persons of subheading 8703.80; four-wheeled or more electric motor vehicle, only with battery electric motor for propulsion; IKD	72.802	364.003	434.697	2.239.773

Lanjutan Tabel 2.5

H S	Uraian Komoditi	Berat Bersih (kg)		Nilai CIF (US\$)	
		Maret 2024	Jan-Mar 2024	Maret 2024	Jan-Mar 2024
(1)	(2)	(3)	(4)	(5)	(6)
98019040	Motor vehicles for transport of goods of subheading 8704.60; four-wheeled or more electric motor vehicle, only with battery electric motor for propulsion; IKD	—	2	—	1.030
98019050	Chassis fitted with electric motor for propulsion, of heading 87.06; four-wheeled or more electric motor vehicle, only with battery electric motor for propulsion; IKD	—	5.918	—	61.607
98022000	Gear boxes of IKD motor vehicle	3.968	3.968	6.308	6.308
98041000	L section w/ unequal side of non-alloy steel, w/ height of ≥ 80 mm & carbon weight < 0.6%, not further worked than hot-rolled, hot-drawn/extruded, of ship, which is included in the tariff head 7216.40.90	4	4	248	248
98044000	Angle, shape & section of stainless steel, not further worked than hot-rolled, hot drawn/extruded, contain by weight 16%-20% of chromium & carbon max of 0.1%, of ship, which is included in tariff 7222.40.10	—	2	—	467
98045000	Forged round bar of non-alloy steel with a carbon content of less than 0.6% by weight, of ship, which is included in the tariff heading 7214.10.11	4	4	375	375
98046000	Stainless steel bars with circular cross-section hot-rolled/hot-drawn, containing by weight 16%-20% of chromium, carbon ≤ 0.1% and 8%-15% of nickel, of ship, which is included in tariff head 7222.11.00	—	1	—	75
98052000	Vessel's anchor of iron or steel weighing more than 300 kg, of ship, which is included in the tariff heading 7316.00.00	—	33.917	—	54.346
98054080	Tees and reducers, with an inner diameter of ≥ 15 cm, containing by weight 16% to 18% of chromium and 10% to 15% of nickel, of ship, which is included in the tariff heading 7307.29.90	—	119	—	88
98055010	Chain for vessel's anchor of stud links type, of ship, which is included in the tariff heading 7315.81.00.	15.482	80.628	74.103	155.153
98055020	Chain for vessel's anchor other than of stud links type, of ship, which is included in the tariff heading 7315.82.00	—	79.309	—	64.094
98056010	Steering shaft and its fittings, of steel, of ship, which is included in the tariff heading 7326.90.99	—	1	—	45
98056020	Propeller shaft of steel, of ship, which is included in the tariff heading 7326.90.99	—	8	—	348
98061000	Pipe of copper-zinc base alloys (brass), of ship, which is included in tariff heading 7411.21.00	39	39	2.051	2.051
98071000	Pipe fittings of aluminium alloy containing by weight 0.4%-5.1% manganese, and silicon ≤ 1.3%, of ship, which is included in tariff heading 7609.00.00	—	2	—	30
98072010	Extruded bars and rods of aluminium alloys, containing by weight 0.4% to 1.3% of silicone and 0.4% to 1.2% of manganese, of ship, which is included in tariff heading 7604.29.10	—	46	—	595
98072020	Bars and rods of aluminium alloys, not extruded, containing by weight 0.8% to 5.1% of manganese, of ship, which is included in heading 7604.29.90	2	2	636	636
98075010	Elements of vessel structures in the form of joint between walls and ceilings, made of aluminium, which is included in the tariff heading 7610.90.99	203	203	1.250	1.250
98075020	Elements of vessel structures in the form of walls and ceilings, made of two sheet of aluminium w/ rockwool/oth insulating material in the center, which is included in the tariff head 7610.90.99	—	3	—	183
98085000	Mechanical seals on shafts bars used in vessels, which is included in tariff heading 8484.20.00	—	34	—	298
98086000	Blades and propellers used on vessels, not equipped with electrical connectors, insulators, coils, contacts or other electrical parts, which is included in tariff heading 8487.10.00	—	4.494	—	120.013
98087120	Diesel engine for the propulsion of vessel, with a power > 100 kW but ≤ 750 kW, which is included in tariff heading 8408.10.30	—	9.861	—	393.908
98087330	Compressor used for supplying pressurized air required in vessels, which is included in tariff heading 8414.80.49	—	39	—	744
98087750	Controller functioning to align the speed of the vessel, not electrically operated, which is included in the tariff heading 8479.89.70	449	449	261	261

Tabel-tabel

Lanjutan Tabel 2.5

H S	Uraian Komoditi	Berat Bersih (kg)		Nilai CIF (US\$)	
		Maret 2024	Jan–Mar 2024	Maret 2024	Jan–Mar 2024
(1)	(2)	(3)	(4)	(5)	(6)
98087810	Pressure-reducing valves of iron/steel,manually operated sluice/gate valves with inlets or outlets of an internal diameter > 5 cm but ≤ 40 cm, of ship, which is includ in tariff head 8481.10.11	–	2	–	1.571
98087820	Valves for oleohydraulic/pneumatic transmissions,manually operated sluice/gate valves w/ inlets/outlets of an internal diameter > 5 cm but ≤ 40 cm, of ship, which is includ in tariff head 8481.20.11	–	18	–	2.902
98087850	Manually operated butterfly valve of cast iron with an internal diameter of 8 cm or more, of ship, which is included in tariff heading 8481.80.62	25	65	59	1.998
98092000	Internal communication system used in vessels, in the form of an electric sound amplifier set consisting of microphone,amplifier,loudspeaker & oth equipment, which is include in tariff head 8518.50.10	–	2	–	907
98093000	Valve control system panels for piping systems, operated hydraulically, pneumatically or electrically, with a voltage ≤ 1,000 volts, of ship, which is included in the tariff heading 8537.10.19	5	5	1.739	1.739
98094000	Cathodic protection system consisting of an anode connected to a power source, used for protecting the vessel's body from corrosion, of ship, which is included in the tariff heading 8543.70.90	–	9	–	2.472
98096030	Diesel generating set with an output > 125 kVA but ≤ 375 kVA, of ship, which is included in the tariff heading 8502.12.20	–	12.128	–	570.984
98097030	Sound and visual signalling instruments for vessel's safety systems, which is included in the tariff heading 8531.80.90	–	38	–	25.743
98097040	Apparatus for sending message or command from the bridge to the vessel's engine room, operated electrically, which is included in the tariff heading 8531.80.90	–	1	–	81
98102000	Emergency safety equipment consisting of masks, tubes and hoses, of ship, which is included in tariff heading 9020.00.90	29	284	16.849	58.076
98103010	Magnetic compass, gyro compass, and all other types of compass used for finding direction of the vessel, which is included in the tariff heading 9014.10.00	3	3	49.245	49.245
98103050	Marine navigation equipment for measuring the speed of the vessel, which is included in the tariff heading 9014.80.19	8	8	2.304	2.304
98111000	Engine holder used as vibration damper for vessel's engine, made of plastic, which is included in the tariff heading 3926.90.99	–	2	–	257
98112000	Engine holder used as vibration damper for vessel's engine, made of vulcanised rubber, which is included in tariff heading 4016.99.59	3	304	137	3.599
99011000	Operating system software	1.622	3.820	8.792.156	32.618.494
99012000	Application software	724	1.525	10.909.530	14.150.302
99014000	Supporting or driver data, including design for machinery system	21	92	49.540	843.571
99019000	Software and other digital product transmitted electronically oth than operating system or application or multimedia or supporting or driver data, include design for machinery system	4.644	19.289	11.176.499	47.386.825
<b>Total Impor</b>		<b>18.056.631.013</b>	<b>52.616.658.558</b>	<b>17.961.075.982</b>	<b>54.895.823.748</b>



Tabel 2.6 Impor Menurut Negara Asal, Januari–Maret 2024

Kode Negara	Negara Asal		Berat Bersih (kg)		Nilai CIF (US\$)	
			Maret 2024	Jan–Mar 2024	Maret 2024	Jan–Mar 2024
(1)	(2)	(3)	(4)	(5)	(6)	(7)
111	JP Japan	410.750.866	1.166.686.781	1.089.288.191	3.339.144.188	
112	HK Hong Kong	30.819.451	120.300.305	325.561.435	669.481.949	
113	KP Korea, Dem. People'S Rep.	252.223	259.473	608.123	670.540	
114	KR Korea, Republic Of	399.860.766	1.014.820.790	1.069.092.070	2.442.531.195	
115	TW Taiwan	76.846.274	348.368.582	274.391.160	957.190.648	
116	CN China	2.256.926.401	8.876.669.035	4.599.853.580	16.636.425.016	
117	MN Mongolia	–	105.816	–	46.585	
118	MO Macau	72.471	220.023	423.657	1.107.149	
119	OT Other East Asia	–	1	–	3	
120	PG Papua New Guinea	620.460	2.150.351	1.554.525	4.948.766	
121	TH Thailand	665.398.063	2.282.296.621	837.654.020	2.720.625.033	
122	SG Singapore	1.653.220.069	4.716.791.809	1.844.321.681	5.100.063.026	
123	PH Philippines	253.627.272	350.326.686	132.014.120	325.263.900	
124	MY Malaysia	1.068.257.370	3.094.860.400	959.851.362	2.687.563.833	
125	MM Myanmar	82.329.876	224.716.716	56.162.129	149.901.951	
126	KH Cambodia	891.966	4.781.971	6.852.217	42.692.660	
127	BN Brunei Darussalam	99.746.089	167.237.703	60.998.818	93.320.489	
128	LA Lao People'S Dem. Rep.	26.606.200	48.984.759	8.157.556	15.226.920	
129	NP Nepal	1.007	135.650	7.939	157.449	
130	BT Bhutan	15	105	195	1.649	
131	VN Viet Nam	658.848.343	1.325.089.671	602.116.231	1.582.495.188	
132	MV Maldives	8	76.015	625	109.418	
133	IN India	537.434.619	1.516.007.687	445.938.169	1.385.494.393	
134	PK Pakistan	74.719.667	293.859.309	54.329.528	209.620.170	
135	BD Bangladesh	2.648.338	5.934.293	9.084.157	21.094.393	
136	LK Sri Lanka	1.048.766	2.528.684	4.256.822	13.032.601	
137	AF Afghanistan	7	71	2.825	7.795	
138	ID Indonesia	7.725.357	19.773.741	12.478.138	46.817.427	
141	IQ Iraq	48.106.119	54.037.229	19.675.606	21.697.799	
142	IR Iran (Islamic Republic Of)	809.574	3.675.996	1.379.141	4.751.562	
143	SA Saudi Arabia	614.308.773	1.849.609.955	396.336.048	1.199.358.452	
144	IL Israel	715.784	2.063.271	16.586.596	28.280.224	
145	KW Kuwait	71.496.296	144.965.360	35.666.167	77.321.067	
146	JO Jordan	113.007.346	435.861.211	15.470.530	65.575.014	
148	LB Lebanon	99.368	304.816	84.758	325.548	
149	PS Palestina	44.591	212.468	341.200	1.199.547	
151	YE Yemen	2.503.335	3.886.145	1.338.850	2.046.687	
152	OM Oman	300.043.394	1.027.792.951	143.671.309	365.528.696	
153	SY Syria Arab Republic	1	1	2	2	
154	TR Turkey	34.446.606	65.049.830	31.831.174	77.811.054	
155	AE United Arab Emirates	177.910.230	745.687.031	138.994.870	511.572.205	
156	QA Qatar	73.868.702	230.890.685	50.536.450	142.458.038	
157	BH Bahrain	80.532.371	89.681.734	35.351.350	40.101.087	
158	CY Cyprus	352	53.045	11.567.278	11.655.869	
211	EG Egypt	184.231.828	388.619.855	23.560.892	53.518.600	
212	LY Libyan Arab Jamahiriya	99.024	1.244.787	107.013	1.203.371	
213	MA Morocco	644.929	1.485.925	3.101.143	7.749.427	
214	TN Tunisia	1.626.217	5.686.729	7.082.927	23.839.095	
215	DZ Algeria	121.444.326	240.672.385	77.205.863	152.400.016	
216	SD Sudan	790.000	985.003	921.550	1.151.659	
217	ER Eritrea	1	1	125	125	
218	LS Lesotho	–	29	–	883	
219	NA Namibia	6.611	23.232	13.713	102.618	
221	ET Ethiopia	1.498.763	2.874.321	2.011.245	4.264.023	
222	TZ Tanzania, United Rep. Of	1.090.242	3.796.173	7.520.205	20.952.437	
223	MG Madagascar	1.692.571	5.565.400	8.870.945	41.205.081	
224	SO Somalia	–	130	–	29.806	
225	KE Kenya	35.184	226.684	234.409	933.255	
226	RE Reunion	–	6.326	–	153.073	
227	MZ Mozambique	1.456.662	2.572.022	2.017.265	3.054.955	
228	BW Botswana	–	1	–	17.311	
229	GQ Equatorial Guinea	–	58.671.144	–	40.620.833	
230	TG Togo	419.038	813.300	120.462	549.911	

Kode Negara		Negara Asal	Berat Bersih (kg)		Nilai CIF (US\$)	
			Maret 2024	Jan-Mar 2024	Maret 2024	Jan-Mar 2024
(1)		(2)	(3)	(4)	(5)	(6)
231	GH	Ghana	3.949.412	12.117.036	3.197.793	13.386.396
232	LR	Liberia	1	103.502	21	75.407
233	GN	Guinea	200.751	942.049	668.420	3.221.302
234	AO	Angola	196.812.502	815.392.377	117.730.780	468.672.634
235	CG	Congo	423.083	1.487.995	1.616.149	5.047.382
236	CM	Cameroon	416.649	2.048.250	482.172	1.818.513
237	NG	Nigeria	478.094.578	983.443.466	289.133.460	588.056.901
238	SL	Sierra Leone	119	405	5.700	99.186
239	GA	Gabon	223.575.729	404.436.528	124.975.708	215.700.178
240	CI	Cote D'Ivoire	9.129.939	35.081.076	8.495.834	37.021.231
241	SN	Senegal	174.840	330.492	61.449	105.833
242	MR	Mauritania	42.495.228	42.495.228	5.806.973	5.806.973
243	ML	Mali	1	298.425	29	597.415
244	BJ	Benin	55.844	390.769	16.710	108.816
245	BF	Burkina Faso	3.759	3.778	121.474	121.846
247	GM	Gambia	30	30	655	655
249	SC	Seychelles	356.462	1.262.361	619.580	2.281.521
251	UG	Uganda	453.975	599.451	1.525.829	2.157.753
252	CF	Central African Republic	11	20.330	563	23.934
254	TD	Chad	—	49.596	—	96.765
255	DJ	Djibouti	—	9	—	2
256	SH	Saint Helena	7	7	148	148
257	ST	Sao Tome And Principe	5	6	648	653
260	SZ	Swaziland	9.409	9.523	90.352	117.872
261	ZA	South Africa	228.195.131	613.229.728	126.330.895	417.003.643
262	ZW	Zimbabwe	1.540.154	7.836.541	8.082.995	29.247.945
263	ZM	Zambia	711.770	2.473.867	1.062.870	3.562.884
264	MW	Malawi	44.200	305.146	53.556	1.467.630
265	KM	Comoros	125.000	175.001	1.062.500	1.487.738
266	BI	Burundi	445	548	4.169	9.126
267	MU	Mauritius	125	25.654	12.403	225.780
268	RW	Rwanda	150	151	1.322	1.331
271	CD	Democratic Rep. Of The Congo	1.394.866	2.900.915	6.753.820	12.449.271
273	BV	Bouvet Island	247	356	69.225	91.133
311	AU	Australia	2.326.969.290	6.589.941.328	737.130.077	2.218.685.153
312	NZ	New Zealand	48.537.206	183.026.684	69.761.611	255.682.630
318	FM	Micronesia, Fed. States Of	1	1	495	495
320	PW	Palau	11	41	580	1.717
321	NR	Nauru	45	45	163	163
322	NC	New Caledonia	1	51.939	70	28.221
324	MP	Northern Mariana Islands	—	1	—	12
326	VU	Vanuatu	60.001	90.003	255.003	357.771
327	WF	Wallis And Futuna Islands	1	1	2	2
328	IO	British Indian Ocean Territory	4	4	2.997	2.997
331	AS	American Samoa	14.769	16.121	10.362	31.946
333	FJ	Fiji	133.585	181.168	189.493	253.024
335	MH	Marshall Islands	11.847	19.112.148	260.409	11.007.362
336	WS	Samoa	3.119	166.363	392.047	3.222.168
337	SB	Solomon Islands	12	14	551	560
338	TO	Tonga	—	1	—	3
339	TV	Tuvalu	—	8	—	529
340	CX	Christmas Islands	10.000.028	12.000.081	1.280.120	1.622.086
341	UM	U.S Minor Outlying Island	47	149	2.237	26.253
342	CC	Cocos (Keeling) Islands	2	62	1.433	2.953
343	TK	Tokelau	1	45	95	700
344	HM	Heard Island And Mcdonald Islands	—	32	—	6.359
345	PN	Pitcairn	—	4	—	212
391	TL	East Timor	662.144	1.759.202	278.442	940.912
411	US	United States	926.478.863	2.939.641.999	783.086.200	2.673.236.534
412	CA	Canada	387.455.447	1.299.606.826	156.584.841	512.843.287
421	MX	Mexico	1.894.650	52.977.593	21.963.034	84.713.105
422	GT	Guatemala	92.375	133.676	134.343	180.760

Kode Negara	Negara Asal	Berat Bersih (kg)		Nilai CIF (US\$)	
		Maret 2024	Jan-Mar 2024	Maret 2024	Jan-Mar 2024
(1)	(2)	(3)	(4)	(5)	(6)
423	HN Honduras	2.355	3.145	17.165	44.966
424	NI Nicaragua	74	261	2.885	7.132
425	PA Panama	151.804	406.361	122.447	353.258
426	CU Cuba	364	51.155	54.352	223.839
427	CW Curacao	7	123	3.485	26.685
428	SR Suriname	6	18	563	1.181
431	CL Chile	12.622.031	24.281.664	15.614.972	38.119.826
432	VE Venezuela	144.040	672.429	275.579	1.697.864
433	AR Argentina	641.163.709	1.091.306.647	193.950.304	352.018.527
434	BR Brazil	1.022.601.178	2.569.058.196	491.754.362	1.345.144.867
435	CO Colombia	125.264	644.177	460.484	2.689.286
436	BO Bolivia	454.920	3.687.364	278.746	2.090.175
437	UY Uruguay	1.282.900	2.773.943	1.424.258	2.584.000
438	PY Paraguay	1.097.159	3.791.352	1.797.550	6.660.977
441	EC Ecuador	4.734.149	15.079.645	20.314.156	60.565.366
442	PE Peru	39.293.637	45.085.333	9.171.350	33.492.762
443	GY Guyana	—	1	—	5
444	TT Trinidad And Tobago	—	287	—	1.769
445	BS Bahamas	1	1	58	58
446	JM Jamaica	7	20	190	4.940
447	PR Puerto Rico	5.356	15.265	6.647.931	11.154.653
448	BZ Belize	32	20.194	340	46.416
449	DO Dominican Republic	84.223	294.965	1.192.790	2.112.883
450	SV El Salvador	1.380	2.901	74.545	181.739
451	CR Costa Rica	3.732	681.710	1.258.504	4.055.838
452	HT Haiti	36	461	7.838	13.837
453	BB Barbados	26	76	4.258	41.033
454	AG Antigua And Barbuda	58	66	445	507
455	AI Anguilla	1	382.516	7	219.349
456	AW Aruba	6	11	243	412
457	BM Bermuda	1	1	50	50
458	CV Cape Verde	163	852	471	2.657
460	DM Dominica	2	28.462	151	24.388
461	FK Falkland Islands	11	11	129	129
462	GF French Guiana	—	1	—	4
463	PF French Polynesia	7	14	287	355
467	AN Netherlands Antilles	4.342	4.389	63.696	65.644
470	SM San Marino	—	200	—	11.980
471	TC Turks And Caicos Islands	—	293	—	30.612
472	GP Guadeloupe	—	28	—	290
476	MS Montserrat	3	10	97	374
477	VG Virgin Islands (British)	3.440	431.215	32.246	381.292
478	VI U.S. Virgin Islands	6	64	579	5.244
479	BL Saint Barthelemy	126	336	258	2.308
511	GB United Kingdom	21.505.007	83.091.672	59.321.973	194.879.270
512	NL Netherlands	52.835.096	158.690.276	62.203.719	181.019.469
513	FR France	25.679.299	58.201.758	92.759.028	308.624.277
514	DE Germany, Fed. Rep. Of	30.739.408	114.101.596	229.283.972	785.565.832
515	AT Austria	3.073.992	8.971.396	31.998.600	92.607.182
516	BE Belgium	9.030.024	32.381.308	33.588.951	99.487.719
517	CH Switzerland	12.938.361	15.827.100	95.763.004	240.562.603
518	LU Luxembourg	81.036	200.020	667.828	2.560.576
519	GI Gibraltar	—	4.663	—	192.746
520	MC Monaco	915	2.023	53.539	119.868
521	DK Denmark	3.098.798	7.975.786	18.598.607	49.031.097
522	NO Norway	47.916.938	71.458.632	39.411.146	70.795.854
523	SE Sweden	15.095.724	38.691.193	56.498.128	251.320.739
524	FI Finland	11.947.822	25.568.844	71.481.489	197.485.989
525	IE Ireland	914.502	2.144.662	13.789.094	31.167.604
526	IT Italy	56.760.199	144.674.496	129.490.213	395.652.634
527	ES Spain	13.026.590	44.514.012	41.777.041	132.817.323
528	PT Portugal	1.845.673	6.814.890	1.976.869	6.583.069

Kode Negara	Negara Asal	Berat Bersih (kg)		Nilai CIF (US\$)	
		Maret 2024	Jan-Mar 2024	Maret 2024	Jan-Mar 2024
(1)	(2)	(3)	(4)	(5)	(6)
529	IS Iceland	27	82.059	5.074	94.366
531	GR Greece	1.902.881	12.065.740	3.660.429	14.093.171
532	VA Vatican City State	151	344	85	273
533	AD Andorra	264	304	4.695	8.256
534	LI Liechtenstein	24.873	61.214	150.722	550.893
542	HU Hungary	567.744	1.391.591	20.880.504	37.316.950
543	PL Poland	3.201.160	22.188.569	12.898.423	48.509.884
544	RO Romania	312.800	645.148	4.448.995	10.326.740
545	BG Bulgaria	690.449	94.018.046	4.439.852	36.987.811
548	AL Albania	65	131	14.662	25.523
549	AM Armenia	—	6	—	140
550	AZ Azerbaijan	165.145	86.888.898	360.957	51.829.666
551	BY Belarus	851.890	72.936.567	1.664.434	23.430.947
552	KZ Kazakhstan	28.428.635	45.678.895	44.461.476	71.222.672
553	KG Kyrgyzstan	82.520	216.038	66.016	178.499
554	MD Moldova, Republic Of	9.472.499	29.237.767	2.842.291	8.526.485
555	TJ Tajikistan	1	1	89	89
556	TM Turkmenistan	6	6	67	67
557	UA Ukraine	95.160.521	396.353.243	27.243.741	112.908.682
558	UZ Uzbekistan	40.825.017	103.860.170	12.511.455	32.015.135
559	LT Lithuania	384.069	72.501.292	1.452.745	24.565.642
560	LV Latvia	4.611	2.000.582	673.115	3.209.398
561	EE Estonia	89.428	201.247	1.504.516	3.306.921
562	GE Georgia	48.811	67.135	607.782	663.889
563	HR Croatia	561.602	1.239.421	690.808	1.625.408
564	BA Bosnia And Herzegovina	3.831	1.026.630	110.561	1.146.124
565	MT Malta	612	2.213	281.970	518.562
566	SK Slovakia	126.235	233.533	1.939.548	3.935.009
567	SI Slovenia	390.619	2.654.208	2.506.771	9.820.934
568	CZ Czech Republic	5.717.283	9.954.651	18.549.697	53.954.811
570	MK Rep. Of Macedonia	2.337	44.930	257.302	2.094.733
571	FO Faeroe Islands	187	497	6.196	17.530
572	RU Russia Federation	804.123.898	2.111.378.925	177.076.732	516.472.940
573	RS Serbia	1.166.759	1.543.396	647.796	2.518.643
574	ME Montenegro	2	13	75	721
575	CS Kosovo	2	25	1.873	2.557
578	GG Guernsey	70	121	3.223	7.580
580	JE Jersey	16	154	3.167	5.394
<b>Total Impor</b>		<b>18.056.631.013</b>	<b>52.616.658.558</b>	<b>17.961.075.982</b>	<b>54.895.823.748</b>

Tabel 2.7 Impor Menurut Propinsi dan Pelabuhan Bongkar, Januari–Maret 2024

Provinsi/Pelabuhan Bongkar			Berat Bersih (kg)		Nilai CIF (US\$)	
			Maret 2024	Jan–Mar 2024	Maret 2024	Jan–Mar 2024
(1)			(2)	(3)	(4)	(5)
<b>ACEH</b>			<b>28.418.643</b>	<b>105.584.483</b>	<b>16.474.555</b>	<b>57.972.164</b>
11104	IDLSW	Lhok Seumawe	28.418.643	28.418.643	16.474.555	16.474.555
11116	IDAUN	Blang Lancang (Arun)	–	59.513.440	–	35.947.418
11117	IDKRU	Krueng Raja Malahayati	–	8.402.400	–	5.217.191
11119	IDLHK	Lhok Nga	–	9.250.000	–	333.000
<b>SUMATERA UTARA</b>			<b>672.432.835</b>	<b>1.865.322.764</b>	<b>455.858.860</b>	<b>1.359.157.514</b>
12002	IDKNO	Kuala Namu International Airport	30.227	101.069	1.795.234	7.173.700
12141	IDPKS	Pangkalan Susu	–	32.036.197	–	14.225.748
12144	IDBLW	Belawan	634.941.827	1.690.493.682	434.395.200	1.268.730.640
12166	IDMES	Medan / Polonia (U)	11.042	29.966	166.128	453.185
12167	IDMDN	Medan Ptt	–	374.395	–	1.301.923
12170	IDKTJ	Kuala Tanjung	37.449.739	142.287.455	19.502.298	67.272.318
<b>SUMATERA BARAT</b>			<b>57.966.213</b>	<b>197.224.178</b>	<b>41.238.222</b>	<b>134.305.873</b>
13191	IDTBY	Padang/Tl.Bayur	57.966.213	197.223.942	41.238.222	134.271.225
13192	IDPDG	Padang / Tabin (U)	–	236	–	34.648
<b>RIAU</b>			<b>442.296.004</b>	<b>1.198.507.701</b>	<b>179.076.837</b>	<b>517.535.385</b>
14003	IDFTG	Futong Terminal	99.801.508	111.173.884	10.974.123	18.107.702
14223	IDPAI	Panipahan	–	12.521	–	10.388
14225	IDDUM	Dumai	218.604.782	593.255.502	92.006.074	258.905.493
14228	IDBLS	Bengkalis	467.691	820.223	396.132	753.010
14230	IDSPA	Selat Panjang	–	290.772	–	181.850
14235	IDSUQ	Sungai Guntung	2.029.566	2.030.228	10.295.924	10.300.174
14242	IDTEM	Tembilahan	19.727	3.854.130	13.638	15.741.102
14261	IDPKU	Pekan Baru / Simpang Tiga (U)	30.709	184.722.679	70.032	101.196.150
14273	IDPAK	Pekan Baru	81.444.786	88.538.546	41.537.390	48.065.797
14277	IDBUN	Buatan	39.897.235	40.171.065	23.783.524	24.612.325
14278	IDPWG	Perawang, Sumatra	–	173.638.151	–	39.661.394
<b>JAMBI</b>			<b>3.088.464</b>	<b>8.014.479</b>	<b>1.902.553</b>	<b>7.437.243</b>
15291	IDKTK	Kuala Tungkal	–	1.077.446	–	2.761.055
15292	IDMSA	Muara Sabak	–	1.523.950	–	705.589
15293	IDDJM	Jambi	–	2.324.619	–	2.068.046
15298	IDJJB	Jambi /Palmerah/ Sulatan Taha (U)	3.088.464	3.088.464	1.902.553	1.902.553
<b>SUMATERA SELATAN</b>			<b>105.856.127</b>	<b>325.678.018</b>	<b>194.224.514</b>	<b>644.190.177</b>
16002	IDAIR	Air Sugihan	–	86.905.517	–	294.707.098
16326	IDPLA	Palembang - Plaju	–	102.119	–	11.935
16334	IDPLM	Mahmud Badaruddin li Airport	12	100	4.817	25.773
16340	IDMRI	Musi River/Boom Baru	105.856.115	238.670.282	194.219.697	349.445.371
<b>LAMPUNG</b>			<b>551.837.903</b>	<b>901.778.238</b>	<b>331.112.659</b>	<b>536.287.154</b>
18001	IDSMB	Semangka Bay, St	–	31.499.935	–	19.781.782
18395	IDPJG	Panjang (Lampung, Sumatra)	551.837.903	870.278.303	331.112.659	516.505.372
<b>KEPULAUAN BANGKA BELITUNG</b>			<b>5.592</b>	<b>1.539.000</b>	<b>63.578</b>	<b>1.059.421</b>
19322	IDBLI	Blinju, Banka	–	1.500.000	–	694.500
19323	IDPGX	Pangkal Balam /Pkl.Pinang	–	33.408	–	301.343
19328	IDTPD	Tanjung Pandan	5.592	5.592	63.578	63.578
<b>KEPULAUAN RIAU</b>			<b>441.172.475</b>	<b>1.543.247.629</b>	<b>1.017.883.325</b>	<b>3.704.270.306</b>
21001	IDBTM	Batam Island	33.368.071	33.368.071	84.618.032	84.618.032
21004	IDLBM	Lobam	747.239	3.890.900	6.408.557	49.103.168
21007	IDKIJ	Kijang	103.488	1.502.549	116.656	3.135.072
21013	IDQJB	Jatty Baru	–	1.976.802	–	1.101.540
21248	IDTBK	Tanjung Balai Karimun	175.521.167	517.347.477	90.803.012	390.102.603
21249	IDPSS	Pulau Sambu	–	23.576.000	–	38.381.003

Provinsi/Pelabuhan Bongkar			Berat Bersih (kg)		Nilai CIF (US\$)	
			Maret 2024	Jan-Mar 2024	Maret 2024	Jan-Mar 2024
			(2)	(3)	(4)	(5)
(1)						
21250	IDTAN	Tanjung Uban	—	44.362.576	—	34.544.899
21251	IDTPN	Tanjung Pinang	94.111.824	174.460.052	74.615.281	138.946.406
21255	IDSRN	Serasan	5.111	8.419	6.685	14.106
21258	IDBTU	Batu Ampar	87.535.041	511.058.191	562.662.199	2.243.682.854
21265	IDSKP	Sekupang	29.861.993	104.406.427	184.311.802	607.580.470
21267	IDKAB	Kabil/Panau	19.917.130	127.284.936	11.564.402	105.717.827
21271	IDBTH	Batam / Hang Nadim (U)	1.411	5.229	2.776.699	7.342.326
<b>DKI JAKARTA</b>			<b>3.407.218.520</b>	<b>9.538.562.067</b>	<b>8.194.773.060</b>	<b>23.976.736.109</b>
31431	IDTPP	Tanjung Priok	3.392.907.569	9.502.000.410	6.153.063.424	18.845.400.175
31433	IDJKT	Jakarta / Pasar Ikan	—	46.219	—	50.072
31434	IDCEN	Cengkareng	13.549.823	35.228.477	2.029.327.937	5.007.968.162
31435	IDPSB	Jakarta / Pos Pasar Baru (Ptt)	212.126	479.540	2.656.516	6.706.336
31436	IDHLP	Halim Perdana Kusuma (U)	549.002	807.421	9.725.183	116.611.364
<b>JAWA BARAT</b>			<b>523.895.859</b>	<b>1.226.265.512</b>	<b>456.031.440</b>	<b>1.688.742.642</b>
32001	IDBKA	Bekasi	5.102.273	20.763.629	9.914.264	46.198.149
32007	IDPUR	Purwakarta	222.678	864.331	2.670.104	5.949.997
32008	IDTSY	Tasikmalaya	—	870.052	—	12.288.731
32009	IDJBK	Jababeka	97.163.258	282.042.092	166.417.057	790.187.681
32463	IDCBN	Cirebon	421.395.777	473.943.199	275.959.237	362.451.051
32466	IDBDO	Bandung / Husein Sastranegara (U)	—	79.032	—	11.117.576
32467	IDBLG	Balangan	—	350.720.992	—	223.255.142
32468	IDBND	Bandung (Ptt/Gede Bage)	11.873	12.703.867	1.070.778	74.200.975
32481	IDPMB	Patimban	—	84.278.318	—	163.093.340
<b>JAWA TENGAH</b>			<b>1.225.646.636</b>	<b>4.264.336.996</b>	<b>1.035.261.598</b>	<b>3.689.787.630</b>
33494	IDTES	Tanjung Emas	451.401.095	1.556.285.548	566.509.006	2.038.457.736
33495	IDCXP	Cilacap	773.954.075	2.705.644.345	460.812.450	1.582.851.035
33496	IDSRG	Semarang / Achmad Yani (U)	291.441	2.080.207	7.937.042	54.179.406
33498	IDSOC	Solo / Jebres / Adi Sumarmo (U)	25	326.896	3.100	14.299.453
<b>DI YOGYAKARTA</b>			<b>263</b>	<b>1.668.651</b>	<b>2.440</b>	<b>23.814.209</b>
34002	IDYIA	Yogyakarta Int'L Airport	263	1.668.651	2.440	23.814.209
<b>JAWA TIMUR</b>			<b>3.513.332.982</b>	<b>9.973.613.967</b>	<b>2.498.213.059</b>	<b>7.316.814.801</b>
35002	IDKSO	Kalbut Situbondo	—	358.490.480	—	196.412.449
35006	IDTBN	Tuban, Jv	—	1.171.752.002	—	870.676.295
35562	IDGRE	Gresik	42.938.095	1.197.407.089	23.670.549	297.560.747
35563	IDTPE	Tanjung Perak	3.444.953.751	7.028.909.119	2.329.227.046	5.558.579.713
35564	IDPAZ	Pasuruan	1.145.198	97.643.687	5.710.001	126.783.846
35565	IDPRO	Probolinggo (Kalibuntu)	—	41.468.487	—	4.124.815
35567	IDBJU	Banyuwangi	23.300.000	66.411.726	14.635.605	37.755.696
35576	IDKLG	Kalianget	—	42.477	—	1.687.495
35587	IDSUB	Surabaya /Juanda (U)	727.008	2.195.478	124.159.094	213.193.020
35588	IDSUR	Surabaya (Ptt)	268.930	8.421.712	810.764	5.402.559
35590	IDMLG	Malang / Abdulrachman Saleh (U)	—	15.809	—	643.842
35591	IDMAD	Madiun / Iswahyudi (U)	—	855.901	—	3.994.324
<b>BANTEN</b>			<b>2.860.176.110</b>	<b>8.302.116.985</b>	<b>1.397.911.133</b>	<b>4.093.174.880</b>
36005	IDCIW	Ciwandan	166.591.387	499.339.769	51.787.531	192.487.531
36007	IDSER	Serang	—	8.228.243	—	2.714.860
36008	IDTRG	Tangerang	2.750.496	2.750.496	4.742.775	4.742.775
36010	IDBYH	Bayah	—	10.500.000	—	393.750
36461	IDMRK	Merak	2.080.181.335	3.872.116.003	1.064.768.832	2.384.106.016
36471	IDTLN	Tanjung Leneng	—	441.151.765	—	294.778.425
36472	IDTSO	Tanjung Sekong	—	511.855.113	—	280.788.482
36473	IDCGD	Cigading	610.652.892	2.956.175.596	276.611.995	933.163.041
<b>BALI</b>			<b>253.233</b>	<b>12.275.119</b>	<b>8.999.521</b>	<b>39.559.834</b>

Provinsi/Pelabuhan Bongkar			Berat Bersih (kg)		Nilai CIF (US\$)	
			Maret 2024	Jan-Mar 2024	Maret 2024	Jan-Mar 2024
(1)			(2)	(3)	(4)	(5)
51005	IDCEB	Celukan Bawang, BI	–	1.500.000	–	814.500
51613	IDBOA	Benoa/Loloan	–	10.000.000	–	6.380.000
51620	IDDPS	Denpasar / Ngurah Rai (U)	253.233	775.119	8.999.521	32.365.334
<b>NUSA TENGGARA BARAT</b>			<b>5.009.585</b>	<b>41.507.596</b>	<b>46.557.148</b>	<b>362.247.331</b>
52001	IDBEN	Benete	5.009.585	39.907.353	46.557.148	361.407.203
52663	IDBDS	Badas Sumbawa	–	1.600.243	–	840.128
<b>NUSA TENGGARA TIMUR</b>			<b>6.826.811</b>	<b>14.535.859</b>	<b>4.278.541</b>	<b>8.956.714</b>
53003	IDABU	Atambua	626.811	1.645.859	186.541	529.594
53681	IDKOE	Kupang / El-Tari (U)	6.200.000	6.200.000	4.092.000	4.092.000
53693	IDTEN	Tenau	–	6.690.000	–	4.335.120
<b>KALIMANTAN BARAT</b>			<b>52.045.128</b>	<b>143.887.407</b>	<b>101.586.693</b>	<b>184.708.741</b>
61004	IDBKY	Bengkayang	1	3	5.001.180	15.185.734
61714	IDPON	Pontianak	42.515.556	98.306.473	92.402.750	154.432.460
61715	IDKTG	Ketapang	510.191	25.636.602	1.841.580	8.782.746
61717	IDMEM	Mempawah	5.500.000	5.500.000	1.769.735	1.769.735
61722	IDPNK	Pontianak / Supadio (U)	–	10.282.581	–	3.762.169
61724	IDSTT	Sintete	–	1	–	11.920
61728	IDNBF	Nanga Badau	3.519.380	4.161.747	571.448	763.977
<b>KALIMANTAN TENGAH</b>			<b>7.992.311</b>	<b>20.911.156</b>	<b>7.765.019</b>	<b>26.256.390</b>
62743	IDPKN	Pangkalan Bun	238.268	1.336.471	882.127	6.222.384
62744	IDKUM	Kumai	–	806.336	–	499.340
62746	IDSMQ	Sampit	7.754.043	13.940.039	6.882.892	10.354.718
62750	IDPPS	Pulang Pisau	–	4.828.310	–	9.179.948
<b>KALIMANTAN SELATAN</b>			<b>348.166.684</b>	<b>808.964.031</b>	<b>266.842.886</b>	<b>631.112.525</b>
63001	IDBTW	Batulicin	–	2.200.000	–	1.083.500
63002	IDKBK	Kotabaru	316.026.094	658.426.715	235.347.327	495.033.216
63007	IDTAR	Tarjun	4.053.312	4.053.312	1.393.326	1.393.326
63008	IDPUT	Pulau Laut	–	79.726.530	–	60.113.103
63771	IDBAN	Banjarmasin	28.087.278	64.557.263	30.102.233	73.349.396
63777	IDBDJ	Banjar Masin / Samsudin Noor (U)	–	211	–	139.984
<b>KALIMANTAN TIMUR</b>			<b>251.900.622</b>	<b>1.238.057.874</b>	<b>257.761.020</b>	<b>1.017.267.429</b>
64003	IDKRG	Kariangau	1.574.980	14.774.292	3.111.424	80.239.541
64017	IDTBA	Tanjung Bara, KI	–	84.645.268	–	67.152.538
64803	IDBPP	Balikpapan	190.187.742	961.731.470	183.372.010	682.314.677
64805	IDSRD	Samarinda	11.453.964	103.532.963	11.509.687	61.934.966
64813	IDTSG	Tanjung Sangata	42.013.237	50.942.202	33.383.428	36.482.784
64814	IDBPN	Balikpapan / Sepinggan (U)	6.328.524	14.207.725	24.604.736	78.447.853
64817	IDBTG	Bontang	–	6.842.784	–	2.977.435
64826	IDSKI	Sangkulirang, Kalimantan	342.175	1.381.170	1.779.735	7.717.635
<b>KALIMANTAN UTARA</b>			<b>174.684.323</b>	<b>374.496.377</b>	<b>71.048.431</b>	<b>304.243.447</b>
65807	IDTJS	Tanjung Selor	–	15.780.599	–	800.649
65808	IDLIN	Lingkas Tarakan	167.114.444	263.008.416	61.036.457	251.014.841
65809	IDNNX	Nunukan	7.569.879	29.296.139	10.011.974	36.511.570
65815	IDTRK	Tarakan (U)	–	66.411.223	–	15.916.387
<b>SULAWESI UTARA</b>			<b>23.535.745</b>	<b>68.974.616</b>	<b>18.058.756</b>	<b>49.868.014</b>
71835	IDBIT	Bitung	23.535.713	66.002.183	18.032.146	48.338.791
71843	IDMDC	Menado / Sam Ratulangi (U)	32	281	26.610	58.008
71845	IDLUK	Labuhan Uki	–	2.972.152	–	1.471.215
<b>SULAWESI TENGAH</b>			<b>2.176.089.196</b>	<b>6.994.990.946</b>	<b>800.492.926</b>	<b>2.607.184.845</b>
72003	IDMOW	Morowali	1.849.315.899	2.229.152.233	468.291.350	1.164.008.658
72004	IDBAH	Bahuopi	–	3.218.142	–	12.035.197

Provinsi/Pelabuhan Bongkar			Berat Bersih (kg)		Nilai CIF (US\$)	
			Maret 2024	Jan-Mar 2024	Maret 2024	Jan-Mar 2024
(1)			(2)	(3)	(4)	(5)
72005	IDKNL	Kolonodale	47.187.379	95.184.497	12.228.704	70.655.178
72867	IDPSJ	Posso	277.585.918	4.658.764.349	319.046.872	1.354.747.341
72868	IDLUW	Luwuk	—	1.378	—	21.076
72877	IDPAT	Pantoloan	2.000.000	8.670.347	926.000	5.717.395
<b>SULAWESI SELATAN</b>			<b>160.827.320</b>	<b>591.680.224</b>	<b>61.071.412</b>	<b>273.696.395</b>
73002	IDMAK	Makassar	150.827.320	572.325.644	60.597.412	262.061.215
73892	IDPAP	Pare-Pare	10.000.000	12.699.010	474.000	2.753.289
73893	IDUJU	Ujungpandang	—	26.830	—	328.568
73897	IDMLI	Malili, Sulawesi	—	22.000	—	2.794.000
73904	IDUPG	Ujung Pandang / Hasanuddin (U)	—	20	—	62
73906	IDBAL	Balantang/Malili	—	6.606.720	—	5.759.261
<b>SULAWESI TENGGARA</b>			<b>604.236.119</b>	<b>1.412.128.804</b>	<b>182.180.440</b>	<b>583.067.008</b>
74921	IDBUW	Bau-Bau	—	175.115.009	—	136.369.622
74922	IDKDR	Kendari	604.236.119	1.232.206.295	182.180.440	421.933.065
74925	IDPUM	Pomalaa	—	4.807.080	—	24.764.311
74926	IDKDI	Kendari / Wolter Monginsidi (U)	—	420	—	10
<b>GORONTALO</b>			<b>1.007.237</b>	<b>27.017.067</b>	<b>466.351</b>	<b>17.883.918</b>
75841	IDGOR	Gorontalo	1.007.237	27.017.067	466.351	17.883.918
<b>SULAWESI BARAT</b>			—	<b>774.300</b>	—	<b>375.536</b>
76899	IDMJU	Mamuju	—	774.300	—	375.536
<b>MALUKU</b>			<b>56.226.900</b>	<b>141.405.930</b>	<b>45.116.614</b>	<b>109.352.243</b>
81007	IDWBA	Wahai	—	160.263	—	297.118
81946	IDAMB	Ambon	56.226.900	141.245.667	45.116.614	109.055.125
<b>MALUKU UTARA</b>			<b>273.388.425</b>	<b>1.108.076.558</b>	<b>231.361.484</b>	<b>813.623.262</b>
82006	IDSSO	Soe Soe/Susu	95.342.618	442.625.820	10.193.904	343.698.324
82942	IDTTE	Ternate	74.741.562	548.357.923	135.238.420	371.460.497
82959	IDGLX	Galela, Maluku	—	3.076.871	—	1.724.117
82962	IDOBI	Obi Island	103.304.245	114.015.944	85.929.160	96.740.324
<b>PAPUA BARAT</b>			<b>54.058.000</b>	<b>102.058.000</b>	<b>6.291.270</b>	<b>7.743.270</b>
91972	IDMKW	Manokwari	54.058.000	102.058.000	6.291.270	7.743.270
<b>PAPUA BARAT DAYA</b>			—	<b>1.500.000</b>	—	<b>762.000</b>
92971	IDSOR	Sorong	—	1.500.000	—	762.000
<b>PAPUA</b>			<b>5.542</b>	<b>1.558.339</b>	<b>58.537</b>	<b>1.179.291</b>
94973	IDBIK	Frans Kasiepo (U)	—	187	—	13.009
94974	IDJYP	Jayapura	5.542	10.246	58.537	125.734
94975	IDZRI	Serui	—	47.906	—	278.548
94983	IDDJJ	Jayapura / Sentani (U)	—	1.500.000	—	762.000
<b>PAPUA TENGAH</b>			<b>27.033.206</b>	<b>58.397.687</b>	<b>31.111.100</b>	<b>105.450.047</b>
96001	IDAMA	Amamapare, Ij	27.033.206	58.397.687	31.111.100	105.450.047
<b>Total Impor</b>			<b>18.056.631.013</b>	<b>52.616.658.558</b>	<b>17.961.075.982</b>	<b>54.895.823.748</b>



Tabel 2.8. Impor Komoditi Menurut Negara Asal dan Lima Golongan Barang (SITC) Utama, Januari–Maret 2024

Negara Asal/SITC/Uraian Golongan Barang	Berat Bersih (kg)		Nilai CIF (US\$)	
	Maret 2024	Jan–Mar 2024	Maret 2024	Jan–Mar 2024
(1)	(2)	(3)	(4)	(5)
<b>Jepang</b>	<b>410.750.866</b>	<b>1.166.686.781</b>	<b>1.089.288.191</b>	<b>3.339.144.188</b>
784 Parts And Accessories Of The Motor Vehicles	5.521.855	19.643.300	71.927.936	248.137.696
673 Flat Rolled Products, Not Clad	57.577.390	192.781.861	51.782.647	168.881.894
781 Passenger Motor Cars	2.521.742	8.097.629	46.838.529	154.203.208
675 Flat Rolled Products And Alloy Steels	61.741.715	148.135.521	58.139.502	150.285.659
713 Internal Combustion Piston Engines And Parts	2.525.109	7.889.453	37.624.567	116.928.581
Lainnya	280.863.055	790.139.017	822.975.010	2.500.707.150
<b>Hong Kong</b>	<b>30.819.451</b>	<b>120.300.305</b>	<b>325.561.435</b>	<b>669.481.949</b>
764 Telecommunication Equipments And Parts	868.869	1.705.411	59.869.784	127.015.819
971 Gold, Non-Monetary	1.070	1.185	74.036.746	81.565.247
761 Television Receivers	8.750	26.741	34.643.914	80.457.459
871 Optical Instrument And Apparatus	8.659	8.704	46.079.460	46.084.022
655 Knitted Or Crocheted Fabrics	1.151.414	3.764.771	10.305.649	36.206.906
Lainnya	28.780.689	114.793.493	100.625.882	298.152.496
<b>Korea Utara</b>	<b>252.223</b>	<b>259.473</b>	<b>608.123</b>	<b>670.540</b>
266 Synthetic Fibres Suitable For Spinning	249.000	249.000	420.810	420.810
776 Thermionic, Cold Cathode, And Photo Cathode Valves/Tubes	35	35	165.701	165.701
575 Other Plastics In Primary Forms	1.800	5.775	6.045	21.211
773 Equipment For Distributing Electricity	4	681	26	14.865
748 Transmission Shafts And Cranks	–	846	–	12.880
Lainnya	1.384	3.136	15.541	35.073
<b>Korea Selatan</b>	<b>399.860.766</b>	<b>1.014.820.790</b>	<b>1.069.092.070</b>	<b>2.442.531.195</b>
764 Telecommunication Equipments And Parts	734.385	1.755.673	216.100.962	271.878.289
776 Thermionic, Cold Cathode, And Photo Cathode Valves/Tubes	176.806	472.941	103.801.049	241.780.604
334 Petroleum Products, Refined	133.528.939	233.387.487	113.537.215	195.668.910
575 Other Plastics In Primary Forms	16.811.072	63.407.890	25.713.160	89.069.573
781 Passenger Motor Cars	1.767.814	4.646.113	31.707.271	85.890.188
Lainnya	246.841.750	711.150.686	578.232.413	1.558.243.631
<b>Taiwan</b>	<b>76.846.274</b>	<b>348.368.582</b>	<b>274.391.160</b>	<b>957.190.648</b>
776 Thermionic, Cold Cathode, And Photo Cathode Valves/Tubes	50.188	137.045	80.475.053	275.524.179
334 Petroleum Products, Refined	1.857.725	76.329.470	1.842.395	65.532.523
655 Knitted Or Crocheted Fabrics	1.123.578	3.401.920	12.424.267	36.613.730
575 Other Plastics In Primary Forms	4.161.882	14.468.284	10.273.130	31.478.953
653 Fabrics, Woven, Of Man-Made Fibres	454.970	1.631.701	8.605.218	28.631.121
Lainnya	69.197.931	252.400.162	160.771.097	519.410.142
<b>Tiongkok</b>	<b>2.256.926.401</b>	<b>8.876.669.035</b>	<b>4.599.853.580</b>	<b>16.636.425.016</b>
764 Telecommunication Equipments And Parts	7.779.850	33.667.330	567.584.178	1.680.302.530
741 Heating And Cooling Equipments And Parts	35.397.042	164.206.149	135.646.225	661.517.481
728 Other Machines And Equipment Specialized For Particular Industri	23.835.161	95.002.390	123.132.126	519.812.800
772 Electrical Apparatus For Making And Breaking Electrical Circuits	9.330.842	31.842.985	149.181.929	451.942.122
752 Automatic Data Processing Machines And Their Units	811.197	4.524.449	82.007.262	410.124.178
Lainnya	2.179.772.309	8.547.425.732	3.542.301.860	12.912.725.905
<b>Mongolia</b>	–	<b>105.816</b>	–	<b>46.585</b>
278 Other Crude Minerals	–	105.815	–	46.582
892 Printed Matter	–	1	–	3
<b>Makau</b>	<b>72.471</b>	<b>220.023</b>	<b>423.657</b>	<b>1.107.149</b>
533 Pigments, Paints, Varnishes, And Related Materials	35.610	134.220	89.523	378.294
724 Textile/Leather Machinery And Parts	8.136	8.469	185.587	208.952
682 Copper	–	22.683	–	170.024
651 Textile Yarns	14.219	14.219	62.563	62.563
541 Medicinal And Pharmaceutical Products	–	121	–	61.872
Lainnya	14.506	40.311	85.984	225.444
<b>Asia Timur Lainnya</b>	–	<b>1</b>	–	<b>3</b>
893 Article Of Plastics	–	1	–	3

Negara Asal/SITC/Uraian Golongan Barang	Berat Bersih (kg)		Nilai CIF (US\$)	
	Maret 2024	Jan–Mar 2024	Maret 2024	Jan–Mar 2024
(1)	(2)	(3)	(4)	(5)
<b>Papua Nugini</b>	<b>620.460</b>	<b>2.150.351</b>	<b>1.554.525</b>	<b>4.948.766</b>
072 Cocoa	181.500	766.500	811.392	3.184.104
071 Coffee And Coffee Substitutes	134.893	266.232	555.745	969.680
282 Waste And Scrap Metal Of Iron/Steel	299.068	789.633	122.498	322.397
422 Fixed Vegetable Fats And Oils Solid,Crude,Refined Or Fractioned	–	216.000	–	208.440
075 Spices	4.953	10.185	64.646	138.651
Lainnya	46	101.801	244	125.494
<b>Thailand</b>	<b>665.398.063</b>	<b>2.282.296.621</b>	<b>837.654.020</b>	<b>2.720.625.033</b>
042 Rice	142.656.300	654.495.350	94.686.727	428.420.566
061 Sugar, Molasses, And Honey	153.793.896	607.956.802	97.314.240	372.461.735
784 Parts And Accessories Of The Motor Vehicles	3.942.682	13.081.300	43.582.737	145.318.192
782 Motor Vehicle For The Transportation Of Goods	6.024.303	14.994.504	40.926.642	105.538.969
571 Polymers Of Ethylene In Primary Forms	26.924.633	91.485.060	31.014.057	102.455.195
Lainnya	332.056.249	900.283.605	530.129.617	1.566.430.376
<b>Singapura</b>	<b>1.653.220.069</b>	<b>4.716.791.809</b>	<b>1.844.321.681</b>	<b>5.100.063.026</b>
334 Petroleum Products, Refined	1.360.818.139	3.763.897.620	1.101.308.108	2.955.538.553
511 Hydrocarbon And Their Halogenated, Nitrated Derivatives	71.858.998	210.274.497	74.829.260	212.629.366
752 Automatic Data Processing Machines And Their Units	44.290	217.393	103.080.240	203.647.236
575 Other Plastics In Primary Forms	21.194.596	85.012.727	30.911.542	115.864.671
971 Gold, Non-Monetary	2.316	5.477	49.807	89.326.636
Lainnya	199.301.730	657.384.095	534.142.724	1.523.056.564
<b>Filipina</b>	<b>253.627.272</b>	<b>350.326.686</b>	<b>132.014.120</b>	<b>325.263.900</b>
776 Thermionic, Cold Cathode, And Photo Cathode Valves/Tubes	24.018	82.289	37.771.043	104.486.883
682 Copper	1.747.156	3.199.663	14.902.532	27.311.618
422 Fixed Vegetable Fats And Oils Solid,Crude,Refined Or Fractioned	12.018.164	20.117.990	13.067.984	21.399.810
121 Tobacco, Unmanufactured And Refused	794.220	3.730.973	2.281.301	16.756.068
575 Other Plastics In Primary Forms	1.906.322	15.534.578	2.037.326	15.286.141
Lainnya	237.137.392	307.661.193	61.953.934	140.023.380
<b>Malaysia</b>	<b>1.068.257.370</b>	<b>3.094.860.400</b>	<b>959.851.362</b>	<b>2.687.563.833</b>
334 Petroleum Products, Refined	654.142.136	1.491.418.201	520.205.278	1.153.784.002
511 Hydrocarbon And Their Halogenated, Nitrated Derivatives	24.993.218	113.385.912	25.739.324	107.762.072
571 Polymers Of Ethylene In Primary Forms	9.414.305	81.859.198	10.185.893	83.252.667
512 Alcohols, Phenols, Phenol-Alcohols And Their Halogenated	56.910.253	164.855.421	25.396.514	73.667.193
575 Other Plastics In Primary Forms	10.195.189	57.301.162	12.417.587	64.229.349
Lainnya	312.602.269	1.186.040.506	365.906.766	1.204.868.550
<b>Myanmar</b>	<b>82.329.876</b>	<b>224.716.716</b>	<b>56.162.129</b>	<b>149.901.951</b>
042 Rice	76.617.000	207.431.000	49.359.600	130.298.340
054 Vegetables, Fresh, Chilled, Frozen Or Simply Preserved	4.976.251	15.817.251	4.729.992	15.251.802
231 Natural Rubber Latex; Natural Rubber And Similar Natural Gums	400.001	1.000.001	558.009	1.381.009
831 Travel Goods	30.805	81.141	598.604	1.256.101
845 Articles Of Apparel	14.718	16.137	241.407	281.578
Lainnya	291.101	371.186	674.517	1.433.121
<b>Kamboja</b>	<b>891.966</b>	<b>4.781.971</b>	<b>6.852.217</b>	<b>42.692.660</b>
776 Thermionic, Cold Cathode, And Photo Cathode Valves/Tubes	–	275.425	–	22.877.270
831 Travel Goods	26.776	57.952	1.126.983	3.492.193
655 Knitted Or Crocheted Fabrics	197.198	361.458	1.302.379	2.426.876
842 Women'S Coats/Jacket, Not Knitted	27.137	60.302	950.046	2.132.748
851 Footwears	9.778	48.992	321.253	1.752.031
Lainnya	631.077	3.977.842	3.151.556	10.011.542
<b>Brunei Darussalam</b>	<b>99.746.089</b>	<b>167.237.703</b>	<b>60.998.818</b>	<b>93.320.489</b>
333 Petroleum Oil, Crude	78.865.000	78.865.000	55.584.125	55.584.125
334 Petroleum Products, Refined	–	24.680.435	–	18.431.569
512 Alcohols, Phenols, Phenol-Alcohols And Their Halogenated	14.450.793	48.329.182	4.861.421	15.924.545
511 Hydrocarbon And Their Halogenated, Nitrated Derivatives	–	2.199.793	–	2.166.796

Negara Asal/SITC/Uraian Golongan Barang		Berat Bersih (kg)		Nilai CIF (US\$)	
		Maret 2024	Jan-Mar 2024	Maret 2024	Jan-Mar 2024
(1)		(2)	(3)	(4)	(5)
274 Sulphur And Unroasted Iron Pyrites		6.410.133	13.030.414	534.660	1.080.116
Lainnya		20.163	132.879	18.612	133.338
<b>Laos</b>		<b>26.606.200</b>	<b>48.984.759</b>	<b>8.157.556</b>	<b>15.226.920</b>
562 Fertilizers, Manufactured		26.598.870	48.973.630	7.816.135	14.656.276
874 Measuring, Checking, Analysing, And Controlling Instrument And		1.128	1.804	76.514	120.063
764 Telecommunication Equipments And Parts		310	371	112.299	117.609
894 Baby Carriages, Toys, Games, And Sporting Goods		4.903	4.928	70.319	71.077
845 Articles Of Apparel		—	1.126	—	69.851
Lainnya		989	2.900	82.289	192.044
<b>Nepal</b>		<b>1.007</b>	<b>135.650</b>	<b>7.939</b>	<b>157.449</b>
211 Hides And Skins, Raw		—	133.308	—	136.063
697 Household Equipment Of Base Metals		515	537	5.476	5.829
846 Clothing Accessories Of Textiles Fabrics		—	9	—	4.863
658 Made-Up Articles, Wholly/Chiefly Of Textile Materials		75	296	520	2.520
896 Works Of Art, Collectors Pieces And Antiques		4	12	102	2.310
Lainnya		413	1.488	1.841	5.864
<b>Bhutan</b>		<b>15</b>	<b>105</b>	<b>195</b>	<b>1.649</b>
843 Men'S Coats/Jackets, Knitted		—	29	—	791
845 Articles Of Apparel		—	20	—	304
893 Article Of Plastics		—	18	—	200
842 Women'S Coats/Jacket, Not Knitted		5	13	45	144
846 Clothing Accessories Of Textiles Fabrics		5	5	75	75
Lainnya		5	20	75	135
<b>Vietnam</b>		<b>658.848.343</b>	<b>1.325.089.671</b>	<b>602.116.231</b>	<b>1.582.495.188</b>
042 Rice		286.261.000	358.636.000	188.143.581	235.661.172
764 Telecommunication Equipments And Parts		254.208	1.255.287	27.516.593	102.122.025
071 Coffee And Coffee Substitutes		9.623.140	26.252.935	34.785.478	93.052.402
575 Other Plastics In Primary Forms		8.852.889	85.347.572	10.147.066	89.545.516
851 Footwears		808.590	2.729.261	20.699.683	68.621.849
Lainnya		353.048.516	850.868.616	320.823.830	993.492.224
<b>Maladewa</b>		<b>8</b>	<b>76.015</b>	<b>625</b>	<b>109.418</b>
081 Feeding Stuff For Animals		—	76.000	—	108.680
697 Household Equipment Of Base Metals		6	6	574	574
892 Printed Matter		1	5	3	55
842 Women'S Coats/Jacket, Not Knitted		1	1	48	48
898 Musical Instrument And Parts/Accessories		—	2	—	41
Lainnya		—	1	—	20
<b>India</b>		<b>537.434.619</b>	<b>1.516.007.687</b>	<b>445.938.169</b>	<b>1.385.494.393</b>
334 Petroleum Products, Refined		121.568.914	317.413.500	99.357.102	254.000.968
222 Oil Seeds Use For Extraction Ofsoft Fixed Vegetable Oils		29.093.701	83.715.493	35.184.938	102.684.887
784 Parts And Accessories Of The Motor Vehicles		1.603.266	4.859.792	16.648.636	51.773.454
672 Ingots And Other Iron/Steel In Primary Forms		31.282.278	82.411.384	16.400.380	43.180.618
671 Pig Iron,Spiegeleisen,Sponge Iron, And Ferro-Alloys		25.727.258	34.218.299	31.752.569	40.145.756
Lainnya		328.159.202	993.389.219	246.594.544	893.708.710
<b>Pakistan</b>		<b>74.719.667</b>	<b>293.859.309</b>	<b>54.329.528</b>	<b>209.620.170</b>
042 Rice		61.576.000	224.857.000	39.312.756	139.917.093
121 Tobacco, Unmanufactured And Refused		164.240	4.233.815	575.218	21.103.655
672 Ingots And Other Iron/Steel In Primary Forms		—	39.996.380	—	20.724.930
057 Fruit And Nut; Fresh Or Dried		5.571.056	8.062.615	8.307.317	12.312.145
652 Cotton Fabrics, Woven		248.668	630.728	1.661.751	4.262.780
Lainnya		7.159.703	16.078.771	4.472.486	11.299.567
<b>Bangladesh</b>		<b>2.648.338</b>	<b>5.934.293</b>	<b>9.084.157</b>	<b>21.094.393</b>
845 Articles Of Apparel		77.637	183.571	2.035.493	4.572.126

Negara Asal/SITC/Uraian Golongan Barang	Berat Bersih (kg)		Nilai CIF (US\$)	
	Maret 2024	Jan–Mar 2024	Maret 2024	Jan–Mar 2024
(1)	(2)	(3)	(4)	(5)
842 Women'S Coats/Jacket, Not Knitted	69.091	129.171	1.644.645	3.176.180
651 Textile Yarns	1.444.200	3.266.214	1.403.002	3.153.840
841 Men'S Coats/Jackets, Not Knitted	50.002	127.339	1.337.420	3.116.579
121 Tobacco, Unmanufactured And Refused	207.029	634.598	742.848	2.210.437
Lainnya	800.379	1.593.400	1.920.749	4.865.231
<b>Sri Lanka</b>	<b>1.048.766</b>	<b>2.528.684</b>	<b>4.256.822</b>	<b>13.032.601</b>
655 Knitted Or Crocheted Fabrics	140.086	328.170	1.902.909	4.296.483
121 Tobacco, Unmanufactured And Refused	–	319.593	–	2.745.757
728 Other Machines And Equipment Specialized For Particular Industri	6.510	14.357	284.687	576.704
656 Tulle,Lace,Embroidery,Ribbons,Trimming And Other Small Wares	4.674	13.196	196.977	485.749
845 Articles Of Apparel	4.552	9.006	261.339	455.741
Lainnya	892.944	1.844.362	1.610.910	4.472.167
<b>Afganistan</b>	<b>7</b>	<b>71</b>	<b>2.825</b>	<b>7.795</b>
742 Pumps For Liquid And Parts	4	43	2.670	4.550
743 Pumps, Compressors, Fans, Blowers, Centrifuges, And Parts	–	16	–	1.288
881 Photographic Apparatus And Equipments	–	2	–	929
741 Heating And Cooling Equipments And Parts	–	6	–	661
842 Women'S Coats/Jacket, Not Knitted	–	1	–	212
Lainnya	3	3	155	155
<b>Indonesia</b>	<b>7.725.357</b>	<b>19.773.741</b>	<b>12.478.138</b>	<b>46.817.427</b>
691 Structures And Parts Of Iron/Steel Or Aluminium	74.126	2.286.767	108.735	22.255.971
081 Feeding Stuff For Animals	6.137.700	12.145.650	2.610.458	4.859.481
744 Mechanical Handling Equipments And Parts	–	1.285.091	–	3.077.440
726 Printing/Book Binding Machinery And Parts	104.322	104.405	2.709.146	2.711.471
723 Civil Engineering And Contractor Plants And Equipments/Parts	209.236	209.339	2.028.211	2.028.949
Lainnya	1.199.973	3.742.489	5.021.588	11.884.115
<b>Irak</b>	<b>48.106.119</b>	<b>54.037.229</b>	<b>19.675.606</b>	<b>21.697.799</b>
334 Petroleum Products, Refined	48.106.000	48.106.000	19.675.383	19.675.383
335 Residual Petroleum Products, And Related Materials	–	5.499.096	–	1.666.226
057 Fruit And Nut; Fresh Or Dried	–	432.000	–	355.860
845 Articles Of Apparel	14	19	125	180
652 Cotton Fabrics, Woven	34	34	41	41
Lainnya	71	80	57	109
<b>Iran</b>	<b>809.574</b>	<b>3.675.996</b>	<b>1.379.141</b>	<b>4.751.562</b>
057 Fruit And Nut; Fresh Or Dried	804.706	2.818.799	1.100.693	4.037.397
335 Residual Petroleum Products, And Related Materials	–	825.300	–	320.422
541 Medicinal And Pharmaceutical Products	400	417	224.000	240.915
742 Pumps For Liquid And Parts	421	630	37.373	50.835
723 Civil Engineering And Contractor Plants And Equipments/Parts	–	7.542	–	43.299
Lainnya	4.047	23.308	17.075	58.694
<b>Arab Saudi</b>	<b>614.308.773</b>	<b>1.849.609.955</b>	<b>396.336.048</b>	<b>1.199.358.452</b>
333 Petroleum Oil, Crude	244.993.240	980.328.590	148.069.756	587.335.638
334 Petroleum Products, Refined	157.478.093	428.096.679	114.769.671	304.088.040
342 Liquefied Propane And Butane	88.537.200	176.146.240	55.955.318	113.842.123
512 Alcohols,Phenols,Phenol-Alcohols And Their Halogenated	24.019.816	90.873.072	13.535.631	47.198.974
571 Polymers Of Ethylene In Primary Forms	10.999.675	25.485.746	11.134.516	25.940.753
Lainnya	88.280.749	148.679.628	52.871.156	120.952.924
<b>Israel</b>	<b>715.784</b>	<b>2.063.271</b>	<b>16.586.596</b>	<b>28.280.224</b>
741 Heating And Cooling Equipments And Parts	275.846	1.379.106	7.331.691	15.613.060
712 Steam Or Other Generating Boilers And Parts	222.822	222.822	5.921.861	5.921.861
742 Pumps For Liquid And Parts	58.135	58.335	1.544.670	1.549.548
695 Tools For Used In The Hand Or In Machines	1.482	4.629	286.158	965.087
764 Telecommunication Equipments And Parts	287	1.173	26.383	554.677
Lainnya	157.212	397.206	1.475.833	3.675.991

Negara Asal/SITC/Uraian Golongan Barang	Berat Bersih (kg)		Nilai CIF (US\$)	
	Maret 2024	Jan-Mar 2024	Maret 2024	Jan-Mar 2024
(1)	(2)	(3)	(4)	(5)
<b>Kuwait</b>	<b>71.496.296</b>	<b>144.965.360</b>	<b>35.666.167</b>	<b>77.321.067</b>
342 Liquefied Propane And Butane	46.826.000	94.666.000	29.588.022	62.164.322
335 Residual Petroleum Products, And Related Materials	22.000.000	44.000.000	3.410.000	8.910.000
571 Polymers Of Ethylene In Primary Forms	2.549.250	5.890.000	2.563.757	5.868.752
664 Glass	86.285	305.571	85.351	322.964
574 Poliacetals And Polycarbons In Primary Forms	34.740	103.707	18.760	53.244
Lainnya	21	82	277	1.785
<b>Yordania</b>	<b>113.007.346</b>	<b>435.861.211</b>	<b>15.470.530</b>	<b>65.575.014</b>
272 Fertilizers, Crude	90.746.000	295.888.000	11.185.328	37.554.404
562 Fertilizers, Manufactured	22.200.000	139.700.000	2.175.600	25.760.400
971 Gold, Non-Monetary	23	23	1.496.518	1.496.518
845 Articles Of Apparel	2.246	2.341	189.317	191.070
843 Men'S Coats/Jackets, Knitted	1.972	1.999	164.096	165.784
Lainnya	57.105	268.848	259.671	406.838
<b>Lebanon</b>	<b>99.368</b>	<b>304.816</b>	<b>84.758</b>	<b>325.548</b>
892 Printed Matter	96.349	301.722	52.374	292.159
533 Pigments, Paints, Varnishes, And Related Materials	2.792	2.792	29.548	29.548
662 Clay And Refractory Construction Materials	100	100	1.065	1.065
273 Stone, Sand And Gravel	72	72	761	761
073 Chocolate And Other Food Preparations Containing Cocoa	6	13	482	598
Lainnya	49	117	528	1.417
<b>Palestina</b>	<b>44.591</b>	<b>212.468</b>	<b>341.200</b>	<b>1.199.547</b>
057 Fruit And Nut; Fresh Or Dried	44.490	212.129	339.173	1.193.477
659 Floor Coverings	30	110	885	2.368
697 Household Equipment Of Base Metals	28	86	530	1.630
813 Lighting Fixtures And Fittings	—	30	—	544
421 Fixed Vegetable Fats And Oils Soft,Crude,Refined Or Fractioned	—	28	—	400
Lainnya	43	85	612	1.128
<b>Yaman</b>	<b>2.503.335</b>	<b>3.886.145</b>	<b>1.338.850</b>	<b>2.046.687</b>
574 Poliacetals And Polycarbons In Primary Forms	2.388.465	3.742.400	1.206.062	1.836.974
611 Leathers	11.655	11.667	118.188	118.331
211 Hides And Skins, Raw	—	11.753	—	67.876
571 Polymers Of Ethylene In Primary Forms	78.780	78.780	11.912	11.912
892 Printed Matter	—	17.079	—	7.759
Lainnya	24.435	24.466	2.688	3.835
<b>Oman</b>	<b>300.043.394</b>	<b>1.027.792.951</b>	<b>143.671.309</b>	<b>365.528.696</b>
672 Ingots And Other Iron/Steel In Primary Forms	148.681.940	489.287.298	77.710.934	249.815.852
334 Petroleum Products, Refined	56.312.277	56.312.279	46.749.705	46.749.920
512 Alcohols,Phenols,Phenol-Alcohols And Their Halogenated	21.500.000	100.176.269	7.010.045	32.383.294
511 Hydrocarbon And Their Halogenated, Nitrated Derivatives	9.782.168	20.142.777	10.222.366	20.375.763
273 Stone, Sand And Gravel	59.220.000	323.103.021	740.250	7.794.134
Lainnya	4.547.009	38.771.307	1.238.009	8.409.733
<b>Suriah</b>	<b>1</b>	<b>1</b>	<b>2</b>	<b>2</b>
892 Printed Matter	1	1	2	2
<b>Turki</b>	<b>34.446.606</b>	<b>65.049.830</b>	<b>31.831.174</b>	<b>77.811.054</b>
714 Engines And Motors, Non-Electric And Parts	113.545	549.513	2.493.681	9.273.677
672 Ingots And Other Iron/Steel In Primary Forms	14.967.134	14.967.912	8.033.664	8.034.477
523 Metallicsalts And Peroxysalts	3.265.700	23.989.236	940.033	7.964.702
121 Tobacco, Unmanufactured And Refused	164.934	1.158.132	1.200.379	7.450.669
263 Cotton	580.664	2.927.413	1.012.930	5.280.852
Lainnya	15.354.629	21.457.624	18.150.487	39.806.677
<b>Uni Emirat Arab</b>	<b>177.910.230</b>	<b>745.687.031</b>	<b>138.994.870</b>	<b>511.572.205</b>

Negara Asal/SITC/Uraian Golongan Barang	Berat Bersih (kg)		Nilai CIF (US\$)	
	Maret 2024	Jan-Mar 2024	Maret 2024	Jan-Mar 2024
(1)	(2)	(3)	(4)	(5)
334 Petroleum Products, Refined	61.778.868	319.385.258	51.100.078	251.105.942
342 Liquefied Propane And Butane	45.471.000	137.715.000	28.875.800	86.989.610
684 Aluminium	2.915.985	12.280.180	6.925.235	29.374.672
764 Telecommunication Equipments And Parts	158	988	10.583.487	21.147.221
971 Gold, Non-Monetary	288	288	19.510.109	19.510.109
Lainnya	67.743.931	276.305.317	22.000.161	103.444.651
<b>Qatar</b>	<b>73.868.702</b>	<b>230.890.685</b>	<b>50.536.450</b>	<b>142.458.038</b>
342 Liquefied Propane And Butane	46.189.605	137.081.703	23.094.803	74.682.993
334 Petroleum Products, Refined	19.385.500	38.306.630	20.227.530	39.809.834
684 Aluminium	1.112.647	5.398.500	2.686.975	13.228.024
571 Polymers Of Ethylene In Primary Forms	2.270.000	5.942.364	2.168.775	5.898.137
274 Sulphur And Unroasted Iron Pyrites	—	38.465.837	—	4.173.543
Lainnya	4.910.950	5.695.651	2.358.367	4.665.507
<b>Bahrain</b>	<b>80.532.371</b>	<b>89.681.734</b>	<b>35.351.350</b>	<b>40.101.087</b>
334 Petroleum Products, Refined	80.149.740	80.149.740	34.488.853	34.488.853
512 Alcohols, Phenols, Phenol-Alcohols And Their Halogenated	—	8.267.702	—	2.586.137
684 Aluminium	274.747	940.840	684.285	2.355.286
821 Furnitures And Parts	5.831	12.186	93.859	235.851
036 Crustaceans, Molluscs, And Aquatic Invertebrates	—	55.500	—	193.690
Lainnya	102.053	255.766	84.353	241.270
<b>Siprus</b>	<b>352</b>	<b>53.045</b>	<b>11.567.278</b>	<b>11.655.869</b>
752 Automatic Data Processing Machines And Their Units	92	92	11.560.313	11.560.313
641 Papers And Paperboards	—	51.822	—	52.078
553 Perfumery, Cosmetics, And Toilet Preparations	205	885	4.829	38.643
813 Lighting Fixtures And Fittings	10	10	883	883
874 Measuring, Checking, Analysing, And Controlling Instrument And	—	2	—	512
Lainnya	45	234	1.253	3.440
<b>Mesir</b>	<b>184.231.828</b>	<b>388.619.855</b>	<b>23.560.892</b>	<b>53.518.600</b>
562 Fertilizers, Manufactured	134.381.111	323.533.316	11.913.269	28.955.439
057 Fruit And Nut; Fresh Or Dried	4.300.341	12.868.982	4.592.630	14.165.810
272 Fertilizers, Crude	44.300.000	44.300.000	5.980.500	5.980.500
061 Sugar, Molasses, And Honey	—	5.264.000	—	1.224.650
661 Lime, Cement And Fabricated Construction Materials	894.391	1.770.983	395.681	746.753
Lainnya	355.985	882.574	678.812	2.445.448
<b>Libia</b>	<b>99.024</b>	<b>1.244.787</b>	<b>107.013</b>	<b>1.203.371</b>
057 Fruit And Nut; Fresh Or Dried	99.000	1.021.632	106.560	1.080.158
642 Paper And Paperboard Cut To Size/Shape And Article Of Papers	—	3.490	—	83.224
287 Ores And Concentrates Of Base Metals	—	219.640	—	39.535
699 Manufactures Of Base Metals	13	13	424	424
663 Mineral Manufactures	10	10	27	27
Lainnya	1	2	2	3
<b>Maroko</b>	<b>644.929</b>	<b>1.485.925</b>	<b>3.101.143</b>	<b>7.749.427</b>
842 Women'S Coats/Jacket, Not Knitted	21.347	64.044	1.068.410	2.982.430
776 Thermionic, Cold Cathode, And Photo Cathode Valves/Tubes	431	1.345	708.426	1.276.439
845 Articles Of Apparel	6.820	18.384	288.539	739.076
841 Men'S Coats/Jackets, Not Knitted	4.960	14.383	231.247	629.773
684 Aluminium	96.010	291.860	197.781	610.552
Lainnya	515.361	1.095.909	606.740	1.511.157
<b>Tunisia</b>	<b>1.626.217</b>	<b>5.686.729</b>	<b>7.082.927</b>	<b>23.839.095</b>
057 Fruit And Nut; Fresh Or Dried	1.289.095	4.400.926	3.575.635	12.724.000
036 Crustaceans, Molluscs, And Aquatic Invertebrates	320.877	1.018.843	1.830.985	4.944.440
772 Electrical Apparatus For Making And Breaking Electrical Circuits	882	7.838	51.286	1.909.050
873 Meters And Counters	4.442	9.741	694.422	1.577.626
841 Men'S Coats/Jackets, Not Knitted	2.447	2.985	315.894	586.572
Lainnya	8.474	246.396	614.705	2.097.407

Negara Asal/SITC/Uraian Golongan Barang	Berat Bersih (kg)		Nilai CIF (US\$)	
	Maret 2024	Jan–Mar 2024	Maret 2024	Jan–Mar 2024
(1)	(2)	(3)	(4)	(5)
<b>Aljazair</b>	<b>121.444.326</b>	<b>240.672.385</b>	<b>77.205.863</b>	<b>152.400.016</b>
333 Petroleum Oil, Crude	120.788.105	120.788.105	76.431.746	76.431.746
342 Liquefied Propane And Butane	–	118.856.160	–	74.730.637
057 Fruit And Nut; Fresh Or Dried	656.219	1.028.094	773.730	1.236.955
642 Paper And Paperboard Cut To Size/Shape And Article Of Papers	1	1	386	386
073 Chocolate And Other Food Preparations Containing Cocoa	–	6	–	167
Lainnya	1	19	1	125
<b>Sudan</b>	<b>790.000</b>	<b>985.003</b>	<b>921.550</b>	<b>1.151.659</b>
222 Oil Seeds Use For Extraction Ofsoft Fixed Vegetable Oils	790.000	985.000	921.550	1.151.650
653 Fabrics, Woven, Of Man-Made Fibres	–	2	–	7
892 Printed Matter	–	1	–	2
<b>Eritrea</b>	<b>1</b>	<b>1</b>	<b>125</b>	<b>125</b>
695 Tools For Used In The Hand Or In Machines	1	1	125	125
<b>Lesotho</b>	<b>–</b>	<b>29</b>	<b>–</b>	<b>883</b>
843 Men'S Coats/Jackets, Knitted	–	28	–	865
844 Women'S Coats/Jackets, Knitted	–	1	–	18
<b>Namibia</b>	<b>6.611</b>	<b>23.232</b>	<b>13.713</b>	<b>102.618</b>
057 Fruit And Nut; Fresh Or Dried	6.600	16.600	13.200	69.985
831 Travel Goods	–	85	–	14.777
675 Flat Rolled Products And Alloy Steels	–	6.519	–	14.349
892 Printed Matter	4	6	205	2.705
748 Transmission Shafts And Cranks	5	10	302	553
Lainnya	2	12	6	249
<b>Etiopia</b>	<b>1.498.763</b>	<b>2.874.321</b>	<b>2.011.245</b>	<b>4.264.023</b>
054 Vegetables, Fresh, Chilled, Frozen Or Simply Preserved	1.176.000	2.400.000	1.280.192	2.661.111
211 Hides And Skins, Raw	46.397	145.040	480.800	1.235.350
574 Poliacetals And Polycarbons In Primary Forms	252.000	252.000	146.160	146.160
071 Coffee And Coffee Substitutes	9.021	10.764	68.941	84.627
075 Spices	15.000	45.000	25.500	61.500
Lainnya	345	21.517	9.652	75.275
<b>Tanzania</b>	<b>1.090.242</b>	<b>3.796.173</b>	<b>7.520.205</b>	<b>20.952.437</b>
075 Spices	625.000	1.311.000	5.781.250	12.126.750
121 Tobacco, Unmanufactured And Refused	267.300	1.589.490	1.280.565	7.681.276
263 Cotton	–	207.942	–	397.962
072 Cocoa	99.989	99.989	395.836	395.836
574 Poliacetals And Polycarbons In Primary Forms	97.440	562.100	56.515	326.018
Lainnya	513	25.652	6.039	24.595
<b>Madagaskar</b>	<b>1.692.571</b>	<b>5.565.400</b>	<b>8.870.945</b>	<b>41.205.081</b>
075 Spices	774.879	4.223.997	6.592.755	37.582.256
551 Essential Oils, Perfumes, And Flavour Materials	100.000	180.450	1.000.000	1.897.109
899 Other Miscellaneous Manufactured Articles	1.741	6.943	474.086	505.294
211 Hides And Skins, Raw	228.455	563.010	201.040	495.448
072 Cocoa	76.192	76.192	311.817	311.817
Lainnya	511.304	514.808	291.247	413.157
<b>Somalia</b>	<b>–</b>	<b>130</b>	<b>–</b>	<b>29.806</b>
742 Pumps For Liquid And Parts	–	95	–	21.922
874 Measuring, Checking, Analysing, And Controlling Instrument And	–	34	–	7.866
657 Special Yarns,Textile Fabrics	–	1	–	18
<b>Kenya</b>	<b>35.184</b>	<b>226.684</b>	<b>234.409</b>	<b>933.255</b>

Negara Asal/SITC/Uraian Golongan Barang	Berat Bersih (kg)		Nilai CIF (US\$)	
	Maret 2024	Jan-Mar 2024	Maret 2024	Jan-Mar 2024
(1)	(2)	(3)	(4)	(5)
611 Leathers	19.986	82.657	186.362	743.574
074 Tea And Mate	14.838	17.438	37.985	83.875
574 Poliacetals And Polycarbons In Primary Forms	—	125.000	—	72.500
001 Live Animals Other Than Fish	—	245	—	9.938
845 Articles Of Apparel	219	228	5.927	6.297
Lainnya	141	1.116	4.135	17.071
<b>Reunion</b>	—	<b>6.326</b>	—	<b>153.073</b>
772 Electrical Apparatus For Making And Breaking Electrical Circuits	—	3.946	—	117.515
574 Poliacetals And Polycarbons In Primary Forms	—	1.750	—	12.863
716 Rotating Electric Plants And Parts	—	330	—	8.937
778 Electrical Machinery And Apparatus	—	205	—	6.105
874 Measuring, Checking, Analysing, And Controlling Instrument And	—	7	—	4.483
Lainnya	—	88	—	3.170
<b>Mozambik</b>	<b>1.456.662</b>	<b>2.572.022</b>	<b>2.017.265</b>	<b>3.054.955</b>
222 Oil Seeds Use For Extraction Ofsoft Fixed Vegetable Oils	786.010	1.696.010	725.958	1.364.091
121 Tobacco, Unmanufactured And Refused	86.630	143.289	653.222	1.019.997
263 Cotton	297.922	297.922	573.583	573.583
598 Miscellaneous Chemical Products	259.200	407.900	57.024	89.738
287 Ores And Concentrates Of Basemetals	26.900	26.900	7.478	7.478
Lainnya	—	1	—	68
<b>Botswana</b>	—	<b>1</b>	—	<b>17.311</b>
277 Natural Abrasives	—	1	—	17.311
<b>Guinea Ekuatorial</b>	—	<b>58.671.144</b>	—	<b>40.620.833</b>
333 Petroleum Oil, Crude	—	58.671.144	—	40.620.833
<b>Togo</b>	<b>419.038</b>	<b>813.300</b>	<b>120.462</b>	<b>549.911</b>
263 Cotton	—	199.800	—	362.488
287 Ores And Concentrates Of Basemetals	418.980	613.250	116.476	169.901
001 Live Animals Other Than Fish	—	192	—	13.536
874 Measuring, Checking, Analysing, And Controlling Instrument And	2	2	2.469	2.469
845 Articles Of Apparel	44	44	1.202	1.202
Lainnya	12	12	315	315
<b>Ghana</b>	<b>3.949.412</b>	<b>12.117.036</b>	<b>3.197.793</b>	<b>13.386.396</b>
231 Natural Rubber Latex; Natural Rubber And Similar Natural Gums	3.800.053	10.591.174	3.156.103	8.615.120
072 Cocoa	3	1.303.487	50	4.697.636
287 Ores And Concentrates Of Basemetals	149.350	221.830	41.519	54.565
747 Taps, Cocks, And Valves For Pipes	—	533	—	18.434
894 Baby Carriages, Toys, Games, And Sporting Goods	—	1	—	387
Lainnya	6	11	121	254
<b>Liberia</b>	<b>1</b>	<b>103.502</b>	<b>21</b>	<b>75.407</b>
057 Fruit And Nut; Fresh Or Dried	—	50.400	—	60.782
287 Ores And Concentrates Of Basemetals	—	53.100	—	14.603
522 Inorganic Chemical Elements, Oxides And Halogen Salts	1	1	21	21
842 Women'S Coats/Jacket, Not Knitted	—	1	—	1
<b>Guinea</b>	<b>200.751</b>	<b>942.049</b>	<b>668.420</b>	<b>3.221.302</b>
072 Cocoa	200.751	942.044	668.420	3.219.388
774 Electrical Apparatus For Medical Purposes And Radiological Appa	—	3	—	1.694
554 Soap,Cleansing And Polishing Preparations	—	1	—	201
098 Edible Products And Preparations	—	1	—	19
<b>Angola</b>	<b>196.812.502</b>	<b>815.392.377</b>	<b>117.730.780</b>	<b>468.672.634</b>
333 Petroleum Oil, Crude	196.492.339	814.794.661	117.061.538	467.441.201
684 Alumunium	320.160	597.705	665.991	1.228.046
747 Taps, Cocks, And Valves For Pipes	3	3	3.251	3.251



Negara Asal/SITC/Uraian Golongan Barang	Berat Bersih (kg)		Nilai CIF (US\$)	
	Maret 2024	Jan–Mar 2024	Maret 2024	Jan–Mar 2024
(1)	(2)	(3)	(4)	(5)
784 Parts And Accessories Of The Motor Vehicles	–	8	–	136
<b>Republik Demokratik Kongo</b>	<b>423.083</b>	<b>1.487.995</b>	<b>1.616.149</b>	<b>5.047.382</b>
072 Cocoa	422.930	1.325.820	1.614.702	4.949.606
248 Wood,Simply Worked And Railway Sleeper Of Wood	–	162.022	–	96.329
748 Transmission Shafts And Cranks	4	4	873	873
034 Fish, Fresh, Chilled Or Frozen	141	141	480	480
541 Medicinal And Pharmaceutical Products	1	1	59	59
Lainnya	7	7	35	35
<b>Kamerun</b>	<b>416.649</b>	<b>2.048.250</b>	<b>482.172</b>	<b>1.818.513</b>
248 Wood,Simply Worked And Railway Sleeper Of Wood	300.337	1.931.884	256.028	1.587.645
263 Cotton	116.281	116.281	222.949	222.949
291 Crude Animal Materials	2	8	456	3.391
656 Tulle,Lace,Embroidery,Ribbons,Trimmings And Other Small Wares	21	21	2.514	2.514
893 Article Of Plastics	–	23	–	726
Lainnya	8	33	225	1.288
<b>Nigeria</b>	<b>478.094.578</b>	<b>983.443.466</b>	<b>289.133.460</b>	<b>588.056.901</b>
333 Petroleum Oil, Crude	477.824.672	981.589.672	288.543.866	584.673.509
684 Alumunium	267.768	1.337.369	575.924	2.885.591
222 Oil Seeds Use For Extraction Ofsoft Fixed Vegetable Oils	–	305.604	–	300.973
263 Cotton	–	169.891	–	50.933
072 Cocoa	–	20.004	–	49.220
Lainnya	2.138	20.926	13.670	96.675
<b>Sierra Leone</b>	<b>119</b>	<b>405</b>	<b>5.700</b>	<b>99.186</b>
874 Measuring, Checking, Analysing, And Controlling Instrument And	–	74	–	82.712
737 Metalworking Machinery And Parts	48	102	2.555	4.993
735 Parts Of Machine Tools	–	19	–	3.967
778 Electrical Machinery And Apparatus	66	66	2.788	2.788
748 Transmission Shafts And Cranks	–	89	–	2.711
Lainnya	5	55	357	2.015
<b>Gabon</b>	<b>223.575.729</b>	<b>404.436.528</b>	<b>124.975.708</b>	<b>215.700.178</b>
333 Petroleum Oil, Crude	175.279.483	338.640.282	117.834.132	206.089.390
287 Ores And Concentrates Of Basemetals	48.200.000	65.700.000	7.013.064	9.482.276
634 Veneers,Plywood,Improved/Reconstituted Wood Worked	72.360	72.360	99.319	99.319
248 Wood,Simply Worked And Railway Sleeper Of Wood	23.886	23.886	29.193	29.193
<b>Pantai Gading</b>	<b>9.129.939</b>	<b>35.081.076</b>	<b>8.495.834</b>	<b>37.021.231</b>
231 Natural Rubber Latex;Natural Rubber And Similar Natural Gums	8.704.108	29.903.953	7.065.963	23.975.947
072 Cocoa	324.945	5.076.225	1.220.082	12.834.911
263 Cotton	100.878	100.878	208.496	208.496
772 Electrical Apparatus For Making And Breaking Electrical Circuits	6	6	1.257	1.257
747 Taps, Cocks, And Valves For Pipes	–	6	–	479
Lainnya	2	8	36	141
<b>Senegal</b>	<b>174.840</b>	<b>330.492</b>	<b>61.449</b>	<b>105.833</b>
287 Ores And Concentrates Of Basemetals	132.310	287.910	36.782	79.572
574 Poliacetals And Polycarbons In Primary Forms	42.530	42.530	24.667	24.667
772 Electrical Apparatus For Making And Breaking Electrical Circuits	–	36	–	1.536
785 Motorcycles, Scooters, And Other Cycles Motorized/Non Motoriz	–	14	–	34
222 Oil Seeds Use For Extraction Ofsoft Fixed Vegetable Oils	–	1	–	22
Lainnya	–	1	–	2
<b>Mauritania</b>	<b>42.495.228</b>	<b>42.495.228</b>	<b>5.806.973</b>	<b>5.806.973</b>
281 Iron Ore And Concentrates	42.495.228	42.495.228	5.806.973	5.806.973
<b>Mali</b>	<b>1</b>	<b>298.425</b>	<b>29</b>	<b>597.415</b>
263 Cotton	–	298.406	–	596.483

Negara Asal/SITC/Uraian Golongan Barang	Berat Bersih (kg)		Nilai CIF (US\$)	
	Maret 2024	Jan–Mar 2024	Maret 2024	Jan–Mar 2024
(1)	(2)	(3)	(4)	(5)
893 Article Of Plastics	–	13	–	867
892 Printed Matter	–	5	–	36
074 Tea And Mate	1	1	29	29
<b>Benin</b>	<b>55.844</b>	<b>390.769</b>	<b>16.710</b>	<b>108.816</b>
287 Ores And Concentrates Of Basemetals	55.800	390.725	15.512	107.618
845 Articles Of Apparel	28	28	774	774
844 Women'S Coats/Jackets, Knitted	16	16	424	424
<b>Burkina Faso</b>	<b>3.759</b>	<b>3.778</b>	<b>121.474</b>	<b>121.846</b>
713 Internal Combustion Piston Engines And Parts	3.700	3.700	120.359	120.359
893 Article Of Plastics	58	58	960	960
898 Musical Instrument And Parts/Accessories	–	12	–	307
845 Articles Of Apparel	1	4	155	195
641 Papers And Paperboards	–	3	–	20
Lainnya	–	1	–	5
<b>Gambia</b>	<b>30</b>	<b>30</b>	<b>655</b>	<b>655</b>
893 Article Of Plastics	30	30	655	655
<b>Seychelles</b>	<b>356.462</b>	<b>1.262.361</b>	<b>619.580</b>	<b>2.281.521</b>
034 Fish, Fresh, Chilled Or Frozen	356.416	1.261.010	616.799	2.236.761
743 Pumps, Compressors, Fans, Blowers, Centrifuges, And Parts	–	1.140	–	40.799
872 Medical Instruments And Appliances	11	11	2.499	2.499
655 Knitted Or Crocheted Fabrics	–	164	–	1.175
634 Veneers,Plywood,Improved/Reconstituted Wood Worked	30	30	276	276
Lainnya	5	6	6	11
<b>Uganda</b>	<b>453.975</b>	<b>599.451</b>	<b>1.525.829</b>	<b>2.157.753</b>
072 Cocoa	348.344	448.704	1.323.707	1.687.059
611 Leathers	–	44.809	–	265.383
263 Cotton	105.156	105.156	198.793	198.793
071 Coffee And Coffee Substitutes	443	743	2.476	4.522
001 Live Animals Other Than Fish	–	2	–	1.000
Lainnya	32	37	853	996
<b>Afrika Tengah</b>	<b>11</b>	<b>20.330</b>	<b>563</b>	<b>23.934</b>
248 Wood,Simply Worked And Railway Sleeper Of Wood	–	20.207	–	14.041
773 Equipment For Distributing Electricity	–	112	–	9.330
784 Parts And Accessories Of The Motor Vehicles	10	10	294	294
694 Nails, Screws, Nuts, Bolts, Rivets Of Iron/Steel Or Copper	1	1	269	269
<b>Cad</b>	<b>–</b>	<b>49.596</b>	<b>–</b>	<b>96.765</b>
263 Cotton	–	49.596	–	96.765
<b>Jibuti</b>	<b>–</b>	<b>9</b>	<b>–</b>	<b>2</b>
694 Nails, Screws, Nuts, Bolts, Rivets Of Iron/Steel Or Copper	–	9	–	2
<b>Santa Helena</b>	<b>7</b>	<b>7</b>	<b>148</b>	<b>148</b>
764 Telecommunication Equipments And Parts	7	7	148	148
<b>Sao Tome dan Principe</b>	<b>5</b>	<b>6</b>	<b>648</b>	<b>653</b>
749 Non-Electric Parts And Accessories Of Machineries	5	5	648	648
771 Electric Power Machinery And Parts	–	1	–	5
<b>Swaziland</b>	<b>9.409</b>	<b>9.523</b>	<b>90.352</b>	<b>117.872</b>
575 Other Plastics In Primary Forms	9.400	9.400	82.314	82.314
874 Measuring, Checking, Analysing, And Controlling Instrument And	3	42	1.256	23.240
747 Taps, Cocks, And Valves For Pipes	5	5	6.569	6.569
629 Articles Of Rubbers	–	7	–	3.693

Negara Asal/SITC/Uraian Golongan Barang	Berat Bersih (kg)		Nilai CIF (US\$)	
	Maret 2024	Jan–Mar 2024	Maret 2024	Jan–Mar 2024
(1)	(2)	(3)	(4)	(5)
516 Other Organic Chemicals	–	10	–	716
Lainnya	1	59	213	1.340
<b>Afrika Selatan</b>	<b>228.195.131</b>	<b>613.229.728</b>	<b>126.330.895</b>	<b>417.003.643</b>
671 Pig Iron,Spiegeleisen,Sponge Iron, And Ferro-Alloys	51.152.160	239.046.690	57.534.946	263.686.297
287 Ores And Concentrates Of Basemetals	164.717.526	319.848.058	45.626.474	86.660.960
061 Sugar, Molasses, And Honey	–	34.000.000	–	22.443.400
251 Pulp And Waste Paper	8.019.102	8.768.825	6.570.669	7.028.008
057 Fruit And Nut; Fresh Or Dried	1.867.033	2.690.777	3.261.778	5.771.462
Lainnya	2.439.310	8.875.378	13.337.028	31.413.516
<b>Zimbabwe</b>	<b>1.540.154</b>	<b>7.836.541</b>	<b>8.082.995</b>	<b>29.247.945</b>
121 Tobacco, Unmanufactured And Refused	1.540.134	4.537.523	8.081.959	24.286.861
671 Pig Iron,Spiegeleisen,Sponge Iron, And Ferro-Alloys	–	3.149.950	–	3.830.896
122 Tobacco, Manufactured	–	149.041	–	1.128.416
749 Non-Electric Parts And Accessories Of Machineries	1	6	193	865
778 Electrical Machinery And Apparatus	18	18	598	598
Lainnya	1	3	245	309
<b>Zambia</b>	<b>711.770</b>	<b>2.473.867</b>	<b>1.062.870</b>	<b>3.562.884</b>
121 Tobacco, Unmanufactured And Refused	181.800	733.298	794.970	2.670.748
278 Other Crude Minerals	529.970	1.739.945	267.900	879.316
001 Live Animals Other Than Fish	–	362	–	12.000
894 Baby Carriages, Toys, Games, And Sporting Goods	–	262	–	820
<b>Malawi</b>	<b>44.200</b>	<b>305.146</b>	<b>53.556</b>	<b>1.467.630</b>
121 Tobacco, Unmanufactured And Refused	43.200	304.146	51.840	1.465.914
054 Vegetables, Fresh, Chilled, Frozen Or Simply Preserved	1.000	1.000	1.716	1.716
<b>Komoro</b>	<b>125.000</b>	<b>175.001</b>	<b>1.062.500</b>	<b>1.487.738</b>
075 Spices	125.000	175.000	1.062.500	1.487.500
551 Essential Oils, Perfumes, And Flavour Materials	–	1	–	238
<b>Burundi</b>	<b>445</b>	<b>548</b>	<b>4.169</b>	<b>9.126</b>
071 Coffee And Coffee Substitutes	440	440	4.087	4.087
743 Pumps, Compressors, Fans, Blowers, Centrifuges, And Parts	–	88	–	4.062
747 Taps, Cocks, And Valves For Pipes	–	4	–	435
699 Manufactures Of Base Metals	–	3	–	333
694 Nails, Screws, Nuts, Bolts, Rivets Of Iron/Steel Or Copper	4	12	79	206
Lainnya	1	1	3	3
<b>Mauritius</b>	<b>125</b>	<b>25.654</b>	<b>12.403</b>	<b>225.780</b>
667 Pearl, Precious And Semi Precious Stones	2	107	2.266	68.779
691 Structures And Parts Of Iron/Steel Or Aluminium	–	12.275	–	54.601
679 Tubes, Pipes, Hollow Profile, Pipe Fitting Of Iron/Steel	–	12.825	–	44.085
899 Other Miscellaneous Manufactured Articles	95	266	8.461	39.584
831 Travel Goods	–	37	–	10.946
Lainnya	28	144	1.676	7.785
<b>Rwanda</b>	<b>150</b>	<b>151</b>	<b>1.322</b>	<b>1.331</b>
071 Coffee And Coffee Substitutes	150	150	1.322	1.322
851 Footwears	–	1	–	9
<b>Kongo</b>	<b>1.394.866</b>	<b>2.900.915</b>	<b>6.753.820</b>	<b>12.449.271</b>
072 Cocoa	1.196.420	2.269.940	6.597.128	11.209.053
682 Copper	–	78.020	–	703.843
248 Wood,Simply Worked And Railway Sleeper Of Wood	198.444	452.903	156.526	347.962
292 Crude Vegetable Materials	–	100.018	–	188.173
713 Internal Combustion Piston Engines And Parts	2	2	166	166
Lainnya	–	32	–	74
<b>Bouvet Island</b>	<b>247</b>	<b>356</b>	<b>69.225</b>	<b>91.133</b>
743 Pumps, Compressors, Fans, Blowers, Centrifuges, And Parts	92	104	40.529	46.147

Negara Asal/SITC/Uraian Golongan Barang	Berat Bersih (kg)		Nilai CIF (US\$)	
	Maret 2024	Jan–Mar 2024	Maret 2024	Jan–Mar 2024
(1)	(2)	(3)	(4)	(5)
699 Manufactures Of Base Metals	67	67	16.267	16.267
784 Parts And Accessories Of The Motor Vehicles	–	93	–	15.057
723 Civil Engineering And Contractor Plants And Equipments/Parts	59	59	6.406	6.406
629 Articles Of Rubbers	26	26	5.062	5.062
Lainnya	3	7	961	2.194
<b>Australia</b>	<b>2.326.969.290</b>	<b>6.589.941.328</b>	<b>737.130.077</b>	<b>2.218.685.153</b>
321 Coals, Pulverized Or Not	653.423.186	1.999.854.373	154.224.403	502.879.998
041 Wheat And Meslin, Unmilled	556.808.455	1.272.218.135	173.600.330	399.702.697
281 Iron Ore And Concentrates	619.854.049	2.133.570.351	77.014.607	272.659.508
971 Gold, Non-Monetary	60	2.723	4.196.086	178.243.731
333 Petroleum Oil, Crude	–	153.259.940	–	102.669.893
Lainnya	496.883.540	1.031.035.806	328.094.651	762.529.326
<b>Selandia Baru</b>	<b>48.537.206</b>	<b>183.026.684</b>	<b>69.761.611</b>	<b>255.682.630</b>
022 Milk,Cream, And Milk Products Other Than Butter Or Cheese	12.687.968	47.698.885	37.752.346	136.712.691
023 Butter And Other Fats From Milk	1.573.431	5.679.209	8.683.532	31.374.384
251 Pulp And Waste Paper	19.080.950	63.500.221	6.209.121	18.848.811
081 Feeding Stuff For Animals	5.775.220	18.900.294	3.754.684	12.240.084
333 Petroleum Oil, Crude	–	16.683.556	–	11.630.794
Lainnya	9.419.637	30.564.519	13.361.928	44.875.866
<b>Mikronesia</b>	<b>1</b>	<b>1</b>	<b>495</b>	<b>495</b>
773 Equipment For Distributing Electricity	1	1	495	495
<b>Belau</b>	<b>11</b>	<b>41</b>	<b>580</b>	<b>1.717</b>
784 Parts And Accessories Of The Motor Vehicles	7	26	368	1.090
713 Internal Combustion Piston Engines And Parts	4	15	212	627
<b>Nauru</b>	<b>45</b>	<b>45</b>	<b>163</b>	<b>163</b>
785 Motorcycles, Scooters, And Other Cycles Motorized/Non Motoriz	33	33	125	125
748 Transmission Shafts And Cranks	12	12	38	38
<b>Kaledonia Baru</b>	<b>1</b>	<b>51.939</b>	<b>70</b>	<b>28.221</b>
574 Poliacetals And Polycarbons In Primary Forms	–	51.516	–	27.819
629 Articles Of Rubbers	–	1	–	318
843 Men'S Coats/Jackets, Knitted	1	1	70	70
284 Nickel Ores And Concentrates	–	420	–	10
892 Printed Matter	–	1	–	4
<b>Northern Mariana Islands</b>	<b>–</b>	<b>1</b>	<b>–</b>	<b>12</b>
892 Printed Matter	–	1	–	12
<b>Vanuatu</b>	<b>60.001</b>	<b>90.003</b>	<b>255.003</b>	<b>357.771</b>
072 Cocoa	60.000	90.000	255.000	357.750
845 Articles Of Apparel	–	1	–	12
893 Article Of Plastics	–	1	–	6
892 Printed Matter	1	1	3	3
<b>Wallis And Futuna Islands</b>	<b>1</b>	<b>1</b>	<b>2</b>	<b>2</b>
661 Lime,Cement And Fabricated Construction Materials	1	1	2	2
<b>British Indian Ocean Territory</b>	<b>4</b>	<b>4</b>	<b>2.997</b>	<b>2.997</b>
629 Articles Of Rubbers	3	3	2.830	2.830
743 Pumps, Compressors, Fans, Blowers, Centrifuges, And Parts	1	1	167	167
<b>American Samoa</b>	<b>14.769</b>	<b>16.121</b>	<b>10.362</b>	<b>31.946</b>
727 Food Processing Machines And Parts	–	160	–	11.650
772 Electrical Apparatus For Making And Breaking Electrical Circuits	17	207	764	10.548
081 Feeding Stuff For Animals	14.750	14.750	9.545	9.545
892 Printed Matter	2	1.003	53	162
748 Transmission Shafts And Cranks	–	1	–	41

Negara Asal/SITC/Uraian Golongan Barang	Berat Bersih (kg)		Nilai CIF (US\$)	
	Maret 2024	Jan–Mar 2024	Maret 2024	Jan–Mar 2024
(1)	(2)	(3)	(4)	(5)
<b>Fiji</b>	<b>133.585</b>	<b>181.168</b>	<b>189.493</b>	<b>253.024</b>
111 Non-Alcoholic Beverages, Nes	132.192	179.688	180.280	243.037
894 Baby Carriages, Toys, Games, And Sporting Goods	1.155	1.155	7.246	7.246
269 Old Clothing And Other Old Textile Articles; Rags	165	165	1.450	1.450
653 Fabrics, Woven, Of Man-Made Fibres	–	78	–	705
831 Travel Goods	55	55	400	400
Lainnya	18	27	117	186
<b>Marshall (Kepulauan)</b>	<b>11.847</b>	<b>19.112.148</b>	<b>260.409</b>	<b>11.007.362</b>
793 Ships, Boats, And Floating Structures	–	17.993.000	–	9.325.000
655 Knitted Or Crocheted Fabrics	10.452	33.706	186.659	586.596
676 Iron/Steel Bars, Rods, Angels, Shaped And Sections	–	952.298	–	549.248
846 Clothing Accessories Of Textiles Fabrics	1.267	5.122	71.747	178.298
674 Flat Rolled Products, Clad Or Plated	–	105.858	–	116.444
Lainnya	128	22.164	2.003	251.776
<b>Samoa</b>	<b>3.119</b>	<b>166.363</b>	<b>392.047</b>	<b>3.222.168</b>
764 Telecommunication Equipments And Parts	1.279	60.577	293.790	1.953.790
773 Equipment For Distributing Electricity	73	37.207	16.803	684.243
772 Electrical Apparatus For Making And Breaking Electrical Circuits	–	18.555	–	351.069
749 Non-Electric Parts And Accessories Of Machineries	–	1.125	–	95.875
778 Electrical Machinery And Apparatus	131	131	30.341	30.341
Lainnya	1.636	48.768	51.113	106.850
<b>Kepulauan Solomon</b>	<b>12</b>	<b>14</b>	<b>551</b>	<b>560</b>
657 Special Yarns, Textile Fabrics	12	12	551	551
892 Printed Matter	–	2	–	9
<b>Tonga</b>	<b>–</b>	<b>1</b>	<b>–</b>	<b>3</b>
892 Printed Matter	–	1	–	3
<b>Tuvalu</b>	<b>–</b>	<b>8</b>	<b>–</b>	<b>529</b>
761 Television Receivers	–	8	–	529
<b>Christmas Islands</b>	<b>10.000.028</b>	<b>12.000.081</b>	<b>1.280.120</b>	<b>1.622.086</b>
562 Fertilizers, Manufactured	10.000.000	12.000.000	1.280.000	1.620.000
743 Pumps, Compressors, Fans, Blowers, Centrifuges, And Parts	–	12	–	779
899 Other Miscellaneous Manufactured Articles	–	18	–	549
892 Printed Matter	–	1	–	332
523 Metallicsalts And Peroxysalts	–	10	–	220
Lainnya	28	40	120	206
<b>U.S Minor Outlying Island</b>	<b>47</b>	<b>149</b>	<b>2.237</b>	<b>26.253</b>
874 Measuring, Checking, Analysing, And Controlling Instrument And	–	89	–	23.618
784 Parts And Accessories Of The Motor Vehicles	47	47	2.237	2.237
713 Internal Combustion Piston Engines And Parts	–	2	–	345
745 Other Non-Electical Machinery, Tools, And Mechanical Apparatus	–	11	–	53
<b>Cocos (Keeling) Islands</b>	<b>2</b>	<b>62</b>	<b>1.433</b>	<b>2.953</b>
728 Other Machines And Equipment Specialized For Particular Industri	–	55	–	1.347
772 Electrical Apparatus For Making And Breaking Electrical Circuits	1	1	988	988
898 Musical Instrument And Parts/Accessories	1	1	445	445
894 Baby Carriages, Toys, Games, And Sporting Goods	–	4	–	172
899 Other Miscellaneous Manufactured Articles	–	1	–	1
<b>Tokelau</b>	<b>1</b>	<b>45</b>	<b>95</b>	<b>700</b>
655 Knitted Or Crocheted Fabrics	–	19	–	273
629 Articles Of Rubbers	1	4	95	212
699 Manufactures Of Base Metals	–	3	–	87

Negara Asal/SITC/Uraian Golongan Barang	Berat Bersih (kg)		Nilai CIF (US\$)	
	Maret 2024	Jan–Mar 2024	Maret 2024	Jan–Mar 2024
(1)	(2)	(3)	(4)	(5)
784 Parts And Accessories Of The Motor Vehicles	–	2	–	49
642 Paper And Paperboard Cut To Size/Shape And Article Of Papers	–	15	–	40
Lainnya	–	2	–	39
<b>Heard Island And Mcdonald Isla</b>	<b>–</b>	<b>32</b>	<b>–</b>	<b>6.359</b>
724 Textile/Leather Machinery And Parts	–	31	–	6.349
845 Articles Of Apparel	–	1	–	10
<b>Pitcairn</b>	<b>–</b>	<b>4</b>	<b>–</b>	<b>212</b>
773 Equipment For Distributing Electricity	–	4	–	212
<b>Timor Leste</b>	<b>662.144</b>	<b>1.759.202</b>	<b>278.442</b>	<b>940.912</b>
071 Coffee And Coffee Substitutes	68.790	236.215	126.012	521.652
223 Oil Seeds Use For Extraction Of Other Fixed Vegetable Oils	570.600	1.353.806	137.114	323.758
723 Civil Engineering And Contractor Plants And Equipments/Parts	–	50.000	–	40.000
054 Vegetables, Fresh, Chilled, Frozen Or Simply Preserved	200	80.240	80	27.294
611 Leathers	15.953	15.953	12.754	12.754
Lainnya	6.601	22.988	2.482	15.454
<b>Amerika Serikat</b>	<b>926.478.863</b>	<b>2.939.641.999</b>	<b>783.086.200</b>	<b>2.673.236.534</b>
342 Liquefied Propane And Butane	188.312.829	819.516.868	94.544.623	403.243.447
222 Oil Seeds Use For Extraction Ofsoft Fixed Vegetable Oils	234.953.295	609.310.324	129.834.736	344.202.789
081 Feeding Stuff For Animals	105.296.644	369.263.264	49.847.406	176.050.318
333 Petroleum Oil, Crude	–	214.109.006	–	139.625.914
792 Aircraft And Associated Equipments And Parts	21.727	123.848	6.691.481	112.652.720
Lainnya	397.894.368	927.318.689	502.167.954	1.497.461.346
<b>Kanada</b>	<b>387.455.447</b>	<b>1.299.606.826</b>	<b>156.584.841</b>	<b>512.843.287</b>
041 Wheat And Meslin, Unmilled	135.986.810	637.923.211	49.001.970	227.132.295
562 Fertilizers, Manufactured	201.885.890	431.553.870	60.772.847	131.240.986
251 Pulp And Waste Paper	29.467.180	65.569.821	21.188.663	45.358.489
222 Oil Seeds Use For Extraction Ofsoft Fixed Vegetable Oils	12.767.872	66.633.837	7.260.390	37.746.494
081 Feeding Stuff For Animals	4.259.497	14.537.065	2.803.636	9.778.208
Lainnya	3.088.198	83.389.022	15.557.335	61.586.815
<b>Meksiko</b>	<b>1.894.650</b>	<b>52.977.593</b>	<b>21.963.034</b>	<b>84.713.105</b>
764 Telecommunication Equipments And Parts	20.611	41.367	1.643.634	8.720.275
743 Pumps, Compressors, Fans, Blowers, Centrifuges, And Parts	126.546	436.908	2.525.269	8.411.093
679 Tubes, Pipes, Hollow Profile, Pipe Fitting Of Iron/Steel	15	4.774.333	1.135	7.532.957
776 Thermionic, Cold Cathode, And Photo Cathode Valves/Tubes	290	1.444	1.599.126	7.495.991
278 Other Crude Minerals	–	43.804.736	–	5.407.939
Lainnya	1.747.188	3.918.805	16.193.870	47.144.850
<b>Guatemala</b>	<b>92.375</b>	<b>133.676</b>	<b>134.343</b>	<b>180.760</b>
231 Natural Rubber Latex;Natural Rubber And Similar Natural Gums	80.640	120.960	60.782	91.173
075 Spices	10.060	10.310	32.056	36.349
845 Articles Of Apparel	380	388	31.292	31.520
071 Coffee And Coffee Substitutes	1.260	1.890	7.164	13.587
848 Articles Of Apparel And Clothing Accessories Of Other Than Textil	15	18	2.299	2.566
Lainnya	20	110	750	5.565
<b>Honduras</b>	<b>2.355</b>	<b>3.145</b>	<b>17.165</b>	<b>44.966</b>
071 Coffee And Coffee Substitutes	2.275	2.754	12.635	16.426
122 Tobacco, Manufactured	2	66	241	11.669
845 Articles Of Apparel	33	140	1.234	8.171
846 Clothing Accessories Of Textiles Fabrics	31	40	2.559	2.735
551 Essential Oils, Perfumes, And Flavour Materials	–	20	–	2.589
Lainnya	14	125	496	3.376
<b>Nikaragua</b>	<b>74</b>	<b>261</b>	<b>2.885</b>	<b>7.132</b>
845 Articles Of Apparel	68	223	1.762	3.260
695 Tools For Used In The Hand Or In Machines	4	4	1.106	1.106
699 Manufactures Of Base Metals	–	12	–	1.033

Negara Asal/SITC/Uraian Golongan Barang	Berat Bersih (kg)		Nilai CIF (US\$)	
	Maret 2024	Jan-Mar 2024	Maret 2024	Jan-Mar 2024
(1)	(2)	(3)	(4)	(5)
629 Articles Of Rubbers	—	3	—	948
872 Medical Instruments And Appliances	—	1	—	268
Lainnya	2	18	17	517
<b>Panama</b>	<b>151.804</b>	<b>406.361</b>	<b>122.447</b>	<b>353.258</b>
211 Hides And Skins, Raw	151.516	404.558	115.405	323.740
071 Coffee And Coffee Substitutes	2	1.229	37	14.550
775 Household Type, Electrical/Non-Electrical Equipments	270	270	6.697	6.697
899 Other Miscellaneous Manufactured Articles	11	42	200	3.741
422 Fixed Vegetable Fats And Oils Solid,Crude,Refined Or Fractioned	—	220	—	3.651
Lainnya	5	42	108	879
<b>Kuba</b>	<b>364</b>	<b>51.155</b>	<b>54.352</b>	<b>223.839</b>
122 Tobacco, Manufactured	355	847	53.967	123.628
541 Medicinal And Pharmaceutical Products	—	19	—	77.200
211 Hides And Skins, Raw	—	50.280	—	22.626
772 Electrical Apparatus For Making And Breaking Electrical Circuits	8	8	272	272
831 Travel Goods	1	1	113	113
<b>Curacao</b>	<b>7</b>	<b>123</b>	<b>3.485</b>	<b>26.685</b>
772 Electrical Apparatus For Making And Breaking Electrical Circuits	6	73	2.455	14.382
773 Equipment For Distributing Electricity	—	25	—	5.992
728 Other Machines And Equipment Specialized For Particular Industri	1	10	1.030	5.697
582 Plates, Sheets, And Film Of Plastics	—	5	—	526
764 Telecommunication Equipments And Parts	—	1	—	50
Lainnya	—	9	—	38
<b>Suriname</b>	<b>6</b>	<b>18</b>	<b>563</b>	<b>1.181</b>
848 Articles Of Apparel And Clothing Accessories Of Other Than Textil	—	11	—	615
629 Articles Of Rubbers	5	5	560	560
892 Printed Matter	1	2	3	6
<b>Cile</b>	<b>12.622.031</b>	<b>24.281.664</b>	<b>15.614.972</b>	<b>38.119.826</b>
682 Copper	502.086	1.754.583	4.282.295	15.191.272
248 Wood,Simply Worked And Railway Sleeper Of Wood	3.799.287	8.586.209	2.104.004	4.790.086
251 Pulp And Waste Paper	3.657.475	6.068.214	2.577.902	4.190.181
592 Starches, Inulin, And Wheat Glutenal Buminoidal Substances; Glue	399.000	987.000	1.078.960	2.651.642
411 Animal Oils And Fats	289.901	1.047.301	604.876	2.590.627
Lainnya	3.974.282	5.838.357	4.966.935	8.706.018
<b>Venezuela</b>	<b>144.040</b>	<b>672.429</b>	<b>275.579</b>	<b>1.697.864</b>
072 Cocoa	50.000	376.000	199.539	1.420.015
054 Vegetables, Fresh, Chilled, Frozen Or Simply Preserved	75.000	250.000	57.000	198.725
684 Alumunium	—	27.320	—	57.246
611 Leathers	19.040	19.040	19.040	19.040
511 Hydrocarbon And Their Halogenated, Nitrated Derivatives	—	10	—	1.615
Lainnya	—	59	—	1.223
<b>Argentina</b>	<b>641.163.709</b>	<b>1.091.306.647</b>	<b>193.950.304</b>	<b>352.018.527</b>
041 Wheat And Meslin, Unmilled	499.321.080	790.350.210	142.740.811	226.663.662
044 Maize, Unmilled	120.778.320	211.149.292	33.377.995	56.928.070
081 Feeding Stuff For Animals	17.501.100	81.529.347	8.534.903	43.939.819
022 Milk,Cream, And Milk Products Other Than Butter Or Cheese	750.000	1.349.988	2.335.275	4.789.064
036 Crustaceans, Molluscs, And Aquatic Invertebrates	329.168	522.836	2.809.452	4.596.798
Lainnya	2.484.041	6.404.974	4.151.868	15.101.114
<b>Brasil</b>	<b>1.022.601.178</b>	<b>2.569.058.196</b>	<b>491.754.362</b>	<b>1.345.144.867</b>
081 Feeding Stuff For Animals	437.756.515	1.214.844.795	228.455.183	665.375.742
061 Sugar, Molasses, And Honey	225.800.000	451.959.001	136.267.160	276.510.307
044 Maize, Unmilled	140.484.510	276.570.595	38.457.235	77.380.801
263 Cotton	12.514.234	35.878.458	25.805.602	74.927.714

Negara Asal/SITC/Uraian Golongan Barang	Berat Bersih (kg)		Nilai CIF (US\$)	
	Maret 2024	Jan-Mar 2024	Maret 2024	Jan-Mar 2024
(1)	(2)	(3)	(4)	(5)
281 Iron Ore And Concentrates	181.423.000	516.963.535	22.993.021	70.517.563
Lainnya	24.622.919	72.841.812	39.776.161	180.432.740
<b>Kolombia</b>	<b>125.264</b>	<b>644.177</b>	<b>460.484</b>	<b>2.689.286</b>
744 Mechanical Handling Equipments And Parts	2	104.932	105	651.280
513 Carboxylic Acids,And Their Anhydrides,Halides,Peroxides	—	207.000	—	485.844
591 Disinfectants, Insecticides, And Fungicides Put In Forms	5.000	34.060	34.650	296.890
071 Coffee And Coffee Substitutes	46.384	53.543	187.377	245.788
575 Other Plastics In Primary Forms	—	75.014	—	223.298
Lainnya	73.878	169.628	238.352	786.186
<b>Bolivia</b>	<b>454.920</b>	<b>3.687.364</b>	<b>278.746</b>	<b>2.090.175</b>
278 Other Crude Minerals	4	3.227.004	52	1.636.232
081 Feeding Stuff For Animals	454.176	454.176	256.832	256.832
873 Meters And Counters	—	1.615	—	60.446
749 Non-Electric Parts And Accessories Of Machineries	3	1.071	119	39.380
784 Parts And Accessories Of The Motor Vehicles	357	1.023	9.806	34.608
Lainnya	380	2.475	11.937	62.677
<b>Uruguay</b>	<b>1.282.900</b>	<b>2.773.943</b>	<b>1.424.258</b>	<b>2.584.000</b>
248 Wood,Simply Worked And Railway Sleeper Of Wood	601.816	2.073.083	483.323	1.610.743
036 Crustaceans, Molluscs, And Aquatic Invertebrates	54.021	54.021	459.180	459.180
251 Pulp And Waste Paper	504.411	504.411	317.417	317.417
611 Leathers	122.600	142.226	162.830	189.325
749 Non-Electric Parts And Accessories Of Machineries	—	7	—	3.539
Lainnya	52	195	1.508	3.796
<b>Paraguay</b>	<b>1.097.159</b>	<b>3.791.352</b>	<b>1.797.550</b>	<b>6.660.977</b>
263 Cotton	1.076.902	3.621.666	1.748.498	6.480.591
223 Oil Seeds Use For Extraction Of Other Fixed Vegetable Oils	20.000	94.000	38.446	100.946
054 Vegetables, Fresh, Chilled, Frozen Or Simply Preserved	—	75.000	—	60.000
551 Essential Oils, Perfumes, And Flavour Materials	225	429	8.531	11.843
773 Equipment For Distributing Electricity	21	236	1.501	6.583
Lainnya	11	21	574	1.014
<b>Ekuador</b>	<b>4.734.149</b>	<b>15.079.645</b>	<b>20.314.156</b>	<b>60.565.366</b>
072 Cocoa	4.703.463	14.995.813	19.531.981	58.700.041
121 Tobacco, Unmanufactured And Refused	15.061	34.630	726.486	1.485.084
292 Crude Vegetable Materials	9.405	40.644	46.532	341.166
598 Miscellaneous Chemical Products	—	1.001	—	17.135
671 Pig Iron,Spiegeleisen,Sponge Iron, And Ferro-Alloys	—	1.000	—	9.325
Lainnya	6.220	6.557	9.157	12.615
<b>Peru</b>	<b>39.293.637</b>	<b>45.085.333</b>	<b>9.171.350</b>	<b>33.492.762</b>
057 Fruit And Nut; Fresh Or Dried	—	2.387.810	—	10.488.688
072 Cocoa	603.036	2.715.662	2.504.888	9.800.091
562 Fertilizers, Manufactured	38.500.000	38.500.000	5.813.500	5.813.500
686 Zinc	150.926	1.334.593	401.857	3.589.820
714 Engines And Motors, Non-Electric And Parts	—	1.795	—	2.464.133
Lainnya	39.675	145.473	451.105	1.336.530
<b>Guyana</b>	<b>—</b>	<b>1</b>	<b>—</b>	<b>5</b>
892 Printed Matter	—	1	—	5
<b>Trinidad dan Tobago</b>	<b>—</b>	<b>287</b>	<b>—</b>	<b>1.769</b>
112 Alcoholic Beverages	—	266	—	842
749 Non-Electric Parts And Accessories Of Machineries	—	13	—	548
512 Alcohols,Phenols,Phenol-Alcohols And Their Halogenated	—	3	—	208
662 Clay And Refractory Construction Materials	—	1	—	127
892 Printed Matter	—	4	—	44
Lainnya	—	—	—	—



Negara Asal/SITC/Uraian Golongan Barang	Berat Bersih (kg)		Nilai CIF (US\$)	
	Maret 2024	Jan-Mar 2024	Maret 2024	Jan-Mar 2024
(1)	(2)	(3)	(4)	(5)
<b>Bahama</b>	<b>1</b>	<b>1</b>	<b>58</b>	<b>58</b>
551 Essential Oils, Perfumes, And Flavour Materials	1	1	58	58
<b>Jamaika</b>	<b>7</b>	<b>20</b>	<b>190</b>	<b>4.940</b>
872 Medical Instruments And Appliances	—	11	—	4.484
742 Pumps For Liquid And Parts	—	2	—	266
898 Musical Instrument And Parts/Accessories	2	2	132	132
748 Transmission Shafts And Cranks	4	4	41	41
554 Soap,Cleansing And Polishing Preparations	1	1	17	17
<b>Puerto Riko</b>	<b>5.356</b>	<b>15.265</b>	<b>6.647.931</b>	<b>11.154.653</b>
542 Medicaments, Including Veterinary Medicaments	5.185	14.465	6.553.822	10.757.207
898 Musical Instrument And Parts/Accessories	63	196	65.225	181.706
884 Optical Goods	—	192	—	88.338
899 Other Miscellaneous Manufactured Articles	—	44	—	52.865
598 Miscellaneous Chemical Products	26	84	13.556	32.237
Lainnya	82	284	15.328	42.300
<b>Belize</b>	<b>32</b>	<b>20.194</b>	<b>340</b>	<b>46.416</b>
699 Manufactures Of Base Metals	—	20.150	—	44.950
723 Civil Engineering And Contractor Plants And Equipments/Parts	—	9	—	1.119
784 Parts And Accessories Of The Motor Vehicles	12	15	251	258
741 Heating And Cooling Equipments And Parts	20	20	89	89
<b>Republik Dominika</b>	<b>84.223</b>	<b>294.965</b>	<b>1.192.790</b>	<b>2.112.883</b>
872 Medical Instruments And Appliances	561	2.356	146.577	565.131
121 Tobacco, Unmanufactured And Refused	9.070	9.070	526.762	526.762
772 Electrical Apparatus For Making And Breaking Electrical Circuits	3.515	5.661	306.322	483.331
541 Medicinal And Pharmaceutical Products	334	1.407	117.571	223.944
211 Hides And Skins, Raw	70.380	275.325	51.571	188.641
Lainnya	363	1.146	43.987	125.074
<b>El Salvador</b>	<b>1.380</b>	<b>2.901</b>	<b>74.545</b>	<b>181.739</b>
778 Electrical Machinery And Apparatus	154	490	21.421	56.902
772 Electrical Apparatus For Making And Breaking Electrical Circuits	162	387	17.452	44.528
723 Civil Engineering And Contractor Plants And Equipments/Parts	822	1.602	22.947	38.315
874 Measuring, Checking, Analysing, And Controlling Instrument And	—	8	—	23.601
845 Articles Of Apparel	205	320	10.527	12.267
Lainnya	37	94	2.198	6.126
<b>Kosta Rika</b>	<b>3.732</b>	<b>681.710</b>	<b>1.258.504</b>	<b>4.055.838</b>
772 Electrical Apparatus For Making And Breaking Electrical Circuits	1.334	2.413	446.659	1.084.241
778 Electrical Machinery And Apparatus	23	59	162.268	899.878
872 Medical Instruments And Appliances	940	2.276	413.625	858.322
211 Hides And Skins, Raw	—	671.940	—	592.368
899 Other Miscellaneous Manufactured Articles	116	174	68.635	107.098
Lainnya	1.319	4.848	167.317	513.931
<b>Haiti</b>	<b>36</b>	<b>461</b>	<b>7.838</b>	<b>13.837</b>
551 Essential Oils, Perfumes, And Flavour Materials	35	124	7.831	9.925
874 Measuring, Checking, Analysing, And Controlling Instrument And	—	286	—	2.454
772 Electrical Apparatus For Making And Breaking Electrical Circuits	—	24	—	1.201
846 Clothing Accessories Of Textiles Fabrics	—	3	—	112
845 Articles Of Apparel	1	15	7	85
Lainnya	—	9	—	60
<b>Barbados</b>	<b>26</b>	<b>76</b>	<b>4.258</b>	<b>41.033</b>
872 Medical Instruments And Appliances	0	30	0	36.250
772 Electrical Apparatus For Making And Breaking Electrical Circuits	24	24	4.118	4.118
842 Women'S Coats/Jacket, Not Knitted	—	2	—	349

Negara Asal/SITC/Uraian Golongan Barang	Berat Bersih (kg)		Nilai CIF (US\$)	
	Maret 2024	Jan–Mar 2024	Maret 2024	Jan–Mar 2024
(1)	(2)	(3)	(4)	(5)
845 Articles Of Apparel	1	11	70	120
713 Internal Combustion Piston Engines And Parts	–	6	–	116
Lainnya	1	3	70	80
<b>Antigua dan Barbuda</b>	<b>58</b>	<b>66</b>	<b>445</b>	<b>507</b>
621 Materials Of Rubber	58	58	445	445
784 Parts And Accessories Of The Motor Vehicles	–	1	–	44
843 Men'S Coats/Jackets, Knitted	–	7	–	18
<b>Anguilla</b>	<b>1</b>	<b>382.516</b>	<b>7</b>	<b>219.349</b>
054 Vegetables, Fresh, Chilled, Frozen Or Simply Preserved	–	382.500	–	219.173
658 Made-Up Articles, Wholly/Chiefly Of Textile Materials	–	15	–	169
851 Footwears	1	1	7	7
<b>Aruba</b>	<b>6</b>	<b>11</b>	<b>243</b>	<b>412</b>
629 Articles Of Rubbers	6	6	243	243
695 Tools For Used In The Hand Or In Machines	–	1	–	129
784 Parts And Accessories Of The Motor Vehicles	–	4	–	40
<b>Bermuda</b>	<b>1</b>	<b>1</b>	<b>50</b>	<b>50</b>
642 Paper And Paperboard Cut To Size/Shape And Article Of Papers	1	1	50	50
<b>Tanjung Verde</b>	<b>163</b>	<b>852</b>	<b>471</b>	<b>2.657</b>
653 Fabrics, Woven, Of Man-Made Fibres	–	376	–	1.367
893 Article Of Plastics	–	313	–	819
778 Electrical Machinery And Apparatus	3	3	234	234
747 Taps, Cocks, And Valves For Pipes	1	1	147	147
699 Manufactures Of Base Metals	159	159	90	90
<b>Dominica</b>	<b>2</b>	<b>28.462</b>	<b>151</b>	<b>24.388</b>
752 Automatic Data Processing Machines And Their Units	–	56	–	15.700
211 Hides And Skins, Raw	–	28.400	–	8.520
745 Other Non-Electical Machinery, Tools, And Mechanical Apparatus	2	2	151	151
894 Baby Carriages, Toys, Games, And Sporting Goods	–	4	–	17
<b>Kepulauan Falkland</b>	<b>11</b>	<b>11</b>	<b>129</b>	<b>129</b>
034 Fish, Fresh, Chilled Or Frozen	11	11	129	129
<b>Guyana Prancis</b>	<b>–</b>	<b>1</b>	<b>–</b>	<b>4</b>
665 Glassware	–	1	–	4
<b>Polinesia Prancis</b>	<b>7</b>	<b>14</b>	<b>287</b>	<b>355</b>
728 Other Machines And Equipment Specialized For Particular Industri	5	5	232	232
642 Paper And Paperboard Cut To Size/Shape And Article Of Papers	1	3	44	92
892 Printed Matter	1	2	11	14
749 Non-Electric Parts And Accessories Of Machineries	–	3	–	13
699 Manufactures Of Base Metals	–	1	–	4
<b>Antilla Belanda</b>	<b>4.342</b>	<b>4.389</b>	<b>63.696</b>	<b>65.644</b>
653 Fabrics, Woven, Of Man-Made Fibres	4.337	4.337	62.692	62.692
778 Electrical Machinery And Apparatus	–	47	–	1.948
884 Optical Goods	4	4	834	834
776 Thermionic, Cold Cathode, And Photo Cathode Valves/Tubes	1	1	170	170
<b>San Marino</b>	<b>–</b>	<b>200</b>	<b>–</b>	<b>11.980</b>
771 Electric Power Machinery And Parts	–	5	–	8.333
728 Other Machines And Equipment Specialized For Particular Industri	–	34	–	2.817
691 Structures And Parts Of Iron/Steel Or Aluminium	–	87	–	480
694 Nails, Screws, Nuts, Bolts, Rivets Of Iron/Steel Or Copper	–	39	–	164
746 Ball Or Roller Bearings	–	1	–	108
Lainnya	–	34	–	78

Negara Asal/SITC/Uraian Golongan Barang	Berat Bersih (kg)		Nilai CIF (US\$)	
	Maret 2024	Jan–Mar 2024	Maret 2024	Jan–Mar 2024
(1)	(2)	(3)	(4)	(5)
<b>Turks dan Kepulauan Caicos</b>	–	<b>293</b>	–	<b>30.612</b>
716 Rotating Electric Plants And Parts	–	293	–	30.612
<b>Guadeloupe</b>	–	<b>28</b>	–	<b>290</b>
542 Medicaments, Including Veterinary Medicaments	–	2	–	143
897 Jewellery, Goldsmith, Silversmith Wares, And Other Articles	–	2	–	111
048 Cereal Preparations And Preparations Of Flours/Starches Of Fruit	–	2	–	28
581 Tubes, Pipes, And Hoses Of Plastics	–	22	–	8
<b>Montserrat</b>	<b>3</b>	<b>10</b>	<b>97</b>	<b>374</b>
629 Articles Of Rubbers	–	7	–	277
773 Equipment For Distributing Electricity	3	3	97	97
<b>Kepulauan Virgin (British)</b>	<b>3.440</b>	<b>431.215</b>	<b>32.246</b>	<b>381.292</b>
673 Flat Rolled Products, Not Clad	–	299.293	–	203.861
674 Flat Rolled Products, Clad Or Plated	–	67.780	–	40.884
651 Textile Yarns	–	16.302	–	38.655
764 Telecommunication Equipments And Parts	2.238	10.814	12.867	30.409
655 Knitted Or Crocheted Fabrics	791	2.900	7.083	25.801
Lainnya	411	34.126	12.296	41.682
<b>Kepulauan Virgin (US)</b>	<b>6</b>	<b>64</b>	<b>579</b>	<b>5.244</b>
771 Electric Power Machinery And Parts	–	9	–	3.164
897 Jewellery, Goldsmith, Silversmith Wares, And Other Articles	6	11	579	1.118
759 Parts And Accessories For Machine Of Heading 751 Or 752	–	3	–	813
655 Knitted Or Crocheted Fabrics	–	41	–	149
<b>Saint Barthelemy</b>	<b>126</b>	<b>336</b>	<b>258</b>	<b>2.308</b>
724 Textile/Leather Machinery And Parts	–	195	–	1.282
773 Equipment For Distributing Electricity	–	15	–	768
772 Electrical Apparatus For Making And Breaking Electrical Circuits	1	1	144	144
663 Mineral Manufactures	125	125	114	114
<b>Inggris</b>	<b>21.505.007</b>	<b>83.091.672</b>	<b>59.321.973</b>	<b>194.879.270</b>
542 Medicaments, Including Veterinary Medicaments	3.423	17.954	2.826.525	18.175.886
874 Measuring, Checking, Analysing, And Controlling Instrument And	12.810	35.743	3.650.050	9.310.366
744 Mechanical Handling Equipments And Parts	91.517	452.119	567.088	8.218.572
782 Motor Vehicle For The Transportation Of Goods	–	501.027	–	8.068.642
251 Pulp And Waste Paper	12.178.994	54.011.869	1.808.804	7.949.973
Lainnya	9.218.263	28.072.960	50.469.506	143.155.831
<b>Belanda</b>	<b>52.835.096</b>	<b>158.690.276</b>	<b>62.203.719</b>	<b>181.019.469</b>
251 Pulp And Waste Paper	37.676.350	99.810.052	5.853.672	14.809.032
598 Miscellaneous Chemical Products	378.678	2.364.640	1.914.729	10.865.283
592 Starches, Inulin, And Wheat Glutenal Buminoidal Substances; Glue	1.461.925	3.574.541	2.390.270	8.226.394
098 Edible Products And Preparations	184.737	758.685	2.871.617	8.148.868
022 Milk,Cream, And Milk Products Other Than Butter Or Cheese	946.256	3.078.658	2.287.602	7.057.843
Lainnya	12.187.150	49.103.700	46.885.829	131.912.049
<b>Prancis</b>	<b>25.679.299</b>	<b>58.201.758</b>	<b>92.759.028</b>	<b>308.624.277</b>
764 Telecommunication Equipments And Parts	676	27.878	449.310	32.825.296
553 Perfumery, Cosmetics, And Toilet Preparations	65.425	331.180	5.483.606	15.615.854
251 Pulp And Waste Paper	16.043.590	31.051.022	8.299.093	14.452.051
542 Medicaments, Including Veterinary Medicaments	47.082	104.350	5.824.458	14.130.765
541 Medicinal And Pharmaceutical Products	63.517	139.420	7.089.048	13.973.759
Lainnya	9.459.009	26.547.908	65.613.513	217.626.552
<b>Jerman</b>	<b>30.739.408</b>	<b>114.101.596</b>	<b>229.283.972</b>	<b>785.565.832</b>
728 Other Machines And Equipment Specialized For Particular Industri	356.248	3.448.732	15.685.700	68.828.618
781 Passengger Motor Cars	622.726	3.470.593	11.599.138	68.363.713
598 Miscellaneous Chemical Products	3.542.567	16.695.073	9.480.291	38.964.194

Negara Asal/SITC/Uraian Golongan Barang	Berat Bersih (kg)		Nilai CIF (US\$)	
	Maret 2024	Jan–Mar 2024	Maret 2024	Jan–Mar 2024
(1)	(2)	(3)	(4)	(5)
776 Thermionic, Cold Cathode, And Photo Cathode Valves/Tubes	5.941	19.460	8.362.116	28.953.896
542 Medicaments, Including Veterinary Medicaments	64.969	120.097	12.964.278	28.055.459
Lainnya	26.146.957	90.347.641	171.192.449	552.399.952
<b>Austria</b>	<b>3.073.992</b>	<b>8.971.396</b>	<b>31.998.600</b>	<b>92.607.182</b>
728 Other Machines And Equipment Specialized For Particular Industri	56.915	349.986	1.830.505	13.406.390
723 Civil Engineering And Contractor Plants And Equipments/Parts	507.780	955.378	5.584.486	10.663.991
741 Heating And Cooling Equipments And Parts	361.332	465.855	3.012.534	7.994.832
541 Medicinal And Pharmaceutical Products	9.746	16.264	3.214.345	5.175.562
743 Pumps, Compressors, Fans, Blowers, Centrifuges, And Parts	2.803	111.391	337.437	4.667.950
Lainnya	2.135.416	7.072.522	18.019.293	50.698.457
<b>Belgia</b>	<b>9.030.024</b>	<b>32.381.308</b>	<b>33.588.951</b>	<b>99.487.719</b>
515 Organo-Inorganic And Heterocyclic Compounds	840.020	2.477.404	3.412.001	10.091.594
022 Milk, Cream, And Milk Products Other Than Butter Or Cheese	675.576	2.925.702	1.978.524	8.143.207
542 Medicaments, Including Veterinary Medicaments	33.217	140.012	1.020.935	7.251.811
783 Road Motor Vehicles	144.156	388.060	2.087.540	5.392.498
056 Vegetables, Roots And Tubers, Prepared Or Preserved Nes	679.373	3.292.076	1.048.536	4.975.455
Lainnya	6.657.682	23.158.054	24.041.415	63.633.154
<b>Swiss</b>	<b>12.938.361</b>	<b>15.827.100</b>	<b>95.763.004</b>	<b>240.562.603</b>
971 Gold, Non-Monetary	650	1.451	44.508.906	97.124.621
885 Watches And Clocks	4.198	13.549	8.672.465	26.790.888
533 Pigments, Paints, Varnishes, And Related Materials	162.417	337.786	3.794.625	7.510.123
541 Medicinal And Pharmaceutical Products	61.686	122.203	2.082.527	5.645.675
672 Ingots And Other Iron/Steel In Primary Forms	11.019.871	11.019.871	5.334.434	5.334.434
Lainnya	1.689.539	4.332.240	31.370.047	98.156.862
<b>Luksemburg</b>	<b>81.036</b>	<b>200.020</b>	<b>667.828</b>	<b>2.560.576</b>
728 Other Machines And Equipment Specialized For Particular Industri	51	6.644	20.883	988.302
625 Rubber Tyre, Tyre Cases, Tyre Treads, Inner Tubes, And Tyre Flaps	27.942	55.884	246.794	493.588
657 Special Yarns, Textile Fabrics	6.949	14.026	123.808	249.526
893 Article Of Plastics	18	144	795	164.544
676 Iron/Steel Bars, Rods, Angels, Shaped And Sections	9.597	82.359	14.225	125.888
Lainnya	36.479	40.963	261.323	538.728
<b>Gibraltar</b>	<b>–</b>	<b>4.663</b>	<b>–</b>	<b>192.746</b>
781 Passenger Motor Cars	–	4.640	–	192.496
784 Parts And Accessories Of The Motor Vehicles	–	22	–	238
075 Spices	–	1	–	12
<b>Monako</b>	<b>915</b>	<b>2.023</b>	<b>53.539</b>	<b>119.868</b>
553 Perfumery, Cosmetics, And Toilet Preparations	–	352	–	25.398
775 Household Type, Electrical/Non-Electrical Equipments	193	562	12.352	24.499
292 Crude Vegetable Materials	450	450	19.612	19.612
232 Synthetic Rubber Latex, Synthetic/Reclaimed Rubber	8	54	2.631	14.386
575 Other Plastics In Primary Forms	90	245	5.445	14.246
Lainnya	174	360	13.499	21.727
<b>Denmark</b>	<b>3.098.798</b>	<b>7.975.786</b>	<b>18.598.607</b>	<b>49.031.097</b>
763 Sound Recorders Or Reproducers	233	233	5.364.208	5.364.208
891 Arms And Ammunitions	–	1.687	–	4.943.171
728 Other Machines And Equipment Specialized For Particular Industri	63.941	100.271	1.474.568	3.039.692
542 Medicaments, Including Veterinary Medicaments	8	1.839	4.330	2.427.555
764 Telecommunication Equipments And Parts	769	1.293	106.880	2.383.127
Lainnya	3.033.847	7.870.463	11.648.621	30.873.344
<b>Norwegia</b>	<b>47.916.938</b>	<b>71.458.632</b>	<b>39.411.146</b>	<b>70.795.854</b>
333 Petroleum Oil, Crude	37.731.384	37.731.384	26.021.271	26.021.271
562 Fertilizers, Manufactured	6.454.620	26.118.950	3.628.355	14.727.384
034 Fish, Fresh, Chilled Or Frozen	490.869	1.300.449	3.083.511	8.100.251
598 Miscellaneous Chemical Products	355.592	2.115.868	729.883	3.538.096

Negara Asal/SITC/Uraian Golongan Barang	Berat Bersih (kg)		Nilai CIF (US\$)	
	Maret 2024	Jan-Mar 2024	Maret 2024	Jan-Mar 2024
(1)	(2)	(3)	(4)	(5)
874 Measuring, Checking, Analysing, And Controlling Instrument And Lainnya	7.103 2.877.370	24.237 4.167.744	997.866 4.950.260	3.485.790 14.923.062
<b>Swedia</b>	<b>15.095.724</b>	<b>38.691.193</b>	<b>56.498.128</b>	<b>251.320.739</b>
725 Papermill/Pulpmill Machinery And Paper Cutting Machines	197.255	975.655	10.636.751	78.920.005
782 Motor Vehicle For The Transportation Of Goods	137.442	3.264.718	1.563.004	32.409.819
714 Engines And Motors, Non-Electric And Parts	250	347.029	20.734	17.623.368
251 Pulp And Waste Paper	7.438.399	18.693.496	5.677.240	14.504.089
542 Medicaments, Including Veterinary Medicaments Lainnya	20.755 7.301.623	78.398 15.331.897	2.466.556 36.133.843	10.674.442 97.189.016
<b>Finlandia</b>	<b>11.947.822</b>	<b>25.568.844</b>	<b>71.481.489</b>	<b>197.485.989</b>
711 Steam And Other Vapour Generating Boilers And Parts	54.241	1.218.337	2.534.584	42.275.728
728 Other Machines And Equipment Specialized For Particular Industri	1.319.440	1.818.888	25.260.641	42.237.975
725 Papermill/Pulpmill Machinery And Paper Cutting Machines	478.821	1.092.270	15.429.260	33.654.733
712 Steam Or Other Generating Boilers And Parts	232.181	779.878	7.016.178	20.610.986
251 Pulp And Waste Paper Lainnya	7.801.857 2.061.282	14.974.105 5.685.366	6.201.633 15.039.193	11.971.011 46.735.556
<b>Irlandia</b>	<b>914.502</b>	<b>2.144.662</b>	<b>13.789.094</b>	<b>31.167.604</b>
541 Medicinal And Pharmaceutical Products	9.088	19.281	6.353.134	8.066.837
872 Medical Instruments And Appliances	3.204	13.049	951.851	3.944.792
515 Organo-Inorganic And Heterocyclic Compounds	226	406	124.103	2.000.386
553 Perfumery, Cosmetics, And Toilet Preparations	17.136	72.773	396.267	1.925.011
551 Essential Oils, Perfumes, And Flavour Materials Lainnya	95.209 789.639	144.560 1.894.593	573.965 5.389.774	1.889.335 13.341.243
<b>Italia</b>	<b>56.760.199</b>	<b>144.674.496</b>	<b>129.490.213</b>	<b>395.652.634</b>
747 Taps, Cocks, And Valves For Pipes	314.273	1.583.208	4.936.332	26.088.000
679 Tubes, Pipes, Hollow Profile, Pipe Fitting Of Iron/Steel	243.514	5.001.460	2.284.123	23.594.616
745 Other Non-Electrical Machinery, Tools, And Mechanical Apparatus	67.398	357.643	5.516.710	21.161.015
728 Other Machines And Equipment Specialized For Particular Industri	183.725	485.584	6.116.121	16.759.528
741 Heating And Cooling Equipments And Parts Lainnya	143.842 55.807.447	569.150 136.677.451	5.218.547 105.418.380	16.392.160 291.657.315
<b>Spanyol</b>	<b>13.026.590</b>	<b>44.514.012</b>	<b>41.777.041</b>	<b>132.817.323</b>
542 Medicaments, Including Veterinary Medicaments	26.795	61.346	3.412.937	11.469.073
541 Medicinal And Pharmaceutical Products	12.133	74.495	2.025.697	6.842.835
625 Rubber Tyre,Tyre Cases,Tyre Treads,Inner Tubes, And Tyre Flaps	57.660	701.093	552.000	6.093.174
891 Arms And Ammunitions	8.592	9.165	5.110.419	5.116.589
747 Taps, Cocks, And Valves For Pipes Lainnya	124.692 12.796.718	262.648 43.405.265	2.561.200 28.114.788	4.800.616 98.495.036
<b>Portugal</b>	<b>1.845.673</b>	<b>6.814.890</b>	<b>1.976.869</b>	<b>6.583.069</b>
251 Pulp And Waste Paper	1.573.340	6.078.827	245.826	913.354
845 Articles Of Apparel	3.949	9.754	296.829	653.682
724 Textile/Leather Machinery And Parts	958	2.662	186.707	525.688
713 Internal Combustion Piston Engines And Parts	3	6.040	372	253.213
764 Telecommunication Equipments And Parts Lainnya	970 266.453	2.216 715.391	107.717 1.139.418	235.532 4.001.600
<b>Islandia</b>	<b>27</b>	<b>82.059</b>	<b>5.074</b>	<b>94.366</b>
034 Fish, Fresh, Chilled Or Frozen	—	81.620	—	78.959
411 Animal Oils And Fats	—	352	—	5.536
772 Electrical Apparatus For Making And Breaking Electrical Circuits	1	1	3.153	3.153
874 Measuring, Checking, Analysing, And Controlling Instrument And	12	17	1.616	1.751
718 Other Power Generating Machines And Parts Lainnya	— 14	11 58	— 305	1.689 3.278
<b>Yunani</b>	<b>1.902.881</b>	<b>12.065.740</b>	<b>3.660.429</b>	<b>14.093.171</b>
263 Cotton	1.094.388	3.829.780	2.255.750	8.343.308
542 Medicaments, Including Veterinary Medicaments	1.019	5.411	258.845	1.284.003

Negara Asal/SITC/Uraian Golongan Barang	Berat Bersih (kg)		Nilai CIF (US\$)	
	Maret 2024	Jan–Mar 2024	Maret 2024	Jan–Mar 2024
(1)	(2)	(3)	(4)	(5)
251 Pulp And Waste Paper	494.960	6.973.460	74.896	1.045.785
057 Fruit And Nut; Fresh Or Dried	124.400	255.965	296.415	612.194
121 Tobacco, Unmanufactured And Refused	27.720	41.580	250.659	377.521
Lainnya	160.394	959.544	523.864	2.430.360
<b>Vatikan</b>	<b>151</b>	<b>344</b>	<b>85</b>	<b>273</b>
892 Printed Matter	150	343	84	272
896 Works Of Art, Collectors Pieces And Antiques	1	1	1	1
<b>Andorra</b>	<b>264</b>	<b>304</b>	<b>4.695</b>	<b>8.256</b>
874 Measuring, Checking, Analysing, And Controlling Instrument And	1	11	1.665	3.523
747 Taps, Cocks, And Valves For Pipes	–	4	–	1.492
723 Civil Engineering And Contractor Plants And Equipments/Parts	3	3	1.405	1.405
775 Household Type, Electrical/Non-Electrical Equipments	85	89	872	918
694 Nails, Screws, Nuts, Bolts, Rivets Of Iron/Steel Or Copper	173	173	639	639
Lainnya	2	24	114	279
<b>Liechtenstein</b>	<b>24.873</b>	<b>61.214</b>	<b>150.722</b>	<b>550.893</b>
772 Electrical Apparatus For Making And Breaking Electrical Circuits	453	2.811	19.858	152.103
749 Non-Electric Parts And Accessories Of Machineries	24.109	48.236	58.613	118.390
541 Medicinal And Pharmaceutical Products	219	497	53.728	104.174
694 Nails, Screws, Nuts, Bolts, Rivets Of Iron/Steel Or Copper	–	4.941	–	46.233
598 Miscellaneous Chemical Products	74	279	12.588	39.837
Lainnya	18	4.450	5.935	90.156
<b>Hungaria</b>	<b>567.744</b>	<b>1.391.591</b>	<b>20.880.504</b>	<b>37.316.950</b>
898 Musical Instrument And Parts/Accessories	96	168	6.466.437	6.468.598
714 Engines And Motors, Non-Electric And Parts	14.216	32.203	875.979	4.328.088
874 Measuring, Checking, Analysing, And Controlling Instrument And	2.770	7.495	3.833.128	4.208.494
728 Other Machines And Equipment Specialized For Particular Industri	12.252	29.892	1.708.340	2.857.718
752 Automatic Data Processing Machines And Their Units	159	1.125	2.569.868	2.680.154
Lainnya	538.251	1.320.708	5.426.752	16.773.898
<b>Polandia</b>	<b>3.201.160</b>	<b>22.188.569</b>	<b>12.898.423</b>	<b>48.509.884</b>
764 Telecommunication Equipments And Parts	20.918	75.868	1.704.866	4.015.336
744 Mechanical Handling Equipments And Parts	794	180.423	14.162	3.498.867
553 Perfumery, Cosmetics, And Toilet Preparations	21.572	127.860	270.705	2.449.135
061 Sugar, Molasses, And Honey	–	8.160.000	–	2.448.000
629 Articles Of Rubbers	68.853	369.727	565.096	2.438.197
Lainnya	3.089.023	13.274.691	10.343.594	33.660.349
<b>Rumania</b>	<b>312.800</b>	<b>645.148</b>	<b>4.448.995</b>	<b>10.326.740</b>
744 Mechanical Handling Equipments And Parts	25.237	50.475	1.261.967	2.135.128
542 Medicaments, Including Veterinary Medicaments	554	1.317	803.573	1.020.895
772 Electrical Apparatus For Making And Breaking Electrical Circuits	1.865	5.967	285.237	915.860
699 Manufactures Of Base Metals	29.998	134.367	183.729	772.626
746 Ball Or Roller Bearings	16.998	39.166	239.633	659.084
Lainnya	238.148	413.856	1.674.856	4.823.147
<b>Bulgaria</b>	<b>690.449</b>	<b>94.018.046</b>	<b>4.439.852</b>	<b>36.987.811</b>
041 Wheat And Meslin, Unmilled	–	91.500.000	–	25.282.850
542 Medicaments, Including Veterinary Medicaments	45.000	571.915	116.424	2.212.132
872 Medical Instruments And Appliances	7.083	12.935	924.470	1.733.472
774 Electrical Apparatus For Medical Purposes And Radiological Appa	5.070	8.047	618.812	1.092.946
771 Electric Power Machinery And Parts	99	6.434	7.175	999.017
Lainnya	633.197	1.918.715	2.772.971	5.667.394
<b>Albania</b>	<b>65</b>	<b>131</b>	<b>14.662</b>	<b>25.523</b>
842 Women'S Coats/Jacket, Not Knitted	22	34	13.587	21.632
851 Footwears	2	10	131	1.045
075 Spices	40	40	886	886

Negara Asal/SITC/Uraian Golongan Barang	Berat Bersih (kg)		Nilai CIF (US\$)	
	Maret 2024	Jan–Mar 2024	Maret 2024	Jan–Mar 2024
(1)	(2)	(3)	(4)	(5)
874 Measuring, Checking, Analysing, And Controlling Instrument And	–	11	–	519
841 Men'S Coats/Jackets, Not Knitted	–	5	–	478
Lainnya	1	31	58	963
<b>Armenia</b>	–	<b>6</b>	–	<b>140</b>
516 Other Organic Chemicals	–	2	–	88
961 Coin Not Being Legal Tender	–	1	–	25
897 Jewellery, Goldsmith, Silversmith Wares, And Other Articles	–	1	–	15
665 Glassware	–	1	–	10
652 Cotton Fabrics, Woven	–	1	–	2
<b>Azerbaijan</b>	<b>165.145</b>	<b>86.888.898</b>	<b>360.957</b>	<b>51.829.666</b>
333 Petroleum Oil, Crude	–	86.721.648	–	51.420.600
684 Alumunium	165.137	165.137	360.621	360.621
679 Tubes, Pipes, Hollow Profile, Pipe Fitting Of Iron/Steel	–	1.640	–	40.458
778 Electrical Machinery And Apparatus	–	385	–	6.552
894 Baby Carriages, Toys, Games, And Sporting Goods	–	35	–	455
Lainnya	8	53	336	980
<b>Belarus</b>	<b>851.890</b>	<b>72.936.567</b>	<b>1.664.434</b>	<b>23.430.947</b>
562 Fertilizers, Manufactured	–	71.607.830	–	20.835.471
022 Milk,Cream, And Milk Products Other Than Butter Or Cheese	850.001	1.300.001	1.470.376	2.093.626
525 Radioactive And Associated Materials	606	829	135.620	238.967
874 Measuring, Checking, Analysing, And Controlling Instrument And	–	93	–	97.224
592 Starches, Inulin, And Wheat Glutenal Buminoial Substances; Glue	–	25.000	–	54.625
Lainnya	1.283	2.814	58.438	111.034
<b>Kazakistan</b>	<b>28.428.635</b>	<b>45.678.895</b>	<b>44.461.476</b>	<b>71.222.672</b>
671 Pig Iron,Spiegeleisen,Sponge Iron, And Ferro-Alloys	27.479.086	42.464.848	42.080.043	65.129.638
686 Zinc	949.520	2.001.394	2.379.720	5.105.704
278 Other Crude Minerals	–	1.102.500	–	727.650
684 Alumunium	–	109.960	–	233.796
778 Electrical Machinery And Apparatus	–	44	–	21.105
Lainnya	29	149	1.713	4.779
<b>Kirgistan</b>	<b>82.520</b>	<b>216.038</b>	<b>66.016</b>	<b>178.499</b>
611 Leathers	82.520	164.120	66.016	131.296
211 Hides And Skins, Raw	–	51.900	–	46.710
844 Women'S Coats/Jackets, Knitted	–	11	–	343
553 Perfumery, Cosmetics, And Toilet Preparations	–	2	–	103
695 Tools For Used In The Hand Or In Machines	–	1	–	24
Lainnya	–	4	–	23
<b>Moldova</b>	<b>9.472.499</b>	<b>29.237.767</b>	<b>2.842.291</b>	<b>8.526.485</b>
041 Wheat And Meslin, Unmilled	9.441.870	29.176.630	2.563.022	7.945.914
893 Article Of Plastics	30.584	60.297	273.628	553.359
831 Travel Goods	7	19	4.062	12.977
699 Manufactures Of Base Metals	–	631	–	4.416
778 Electrical Machinery And Apparatus	–	87	–	2.273
Lainnya	38	103	1.579	7.546
<b>Tajikistan</b>	<b>1</b>	<b>1</b>	<b>89</b>	<b>89</b>
072 Cocoa	1	1	89	89
<b>Turkmenistan</b>	<b>6</b>	<b>6</b>	<b>67</b>	<b>67</b>
784 Parts And Accessories Of The Motor Vehicles	6	6	67	67
<b>Ukraina</b>	<b>95.160.521</b>	<b>396.353.243</b>	<b>27.243.741</b>	<b>112.908.682</b>
041 Wheat And Meslin, Unmilled	87.077.535	369.418.019	24.314.716	103.378.766
321 Coals, Pulverized Or Not	5.500.000	20.839.428	1.413.500	5.356.217
592 Starches, Inulin, And Wheat Glutenal Buminoial Substances; Glue	2.015.008	4.503.512	921.776	2.091.940

Negara Asal/SITC/Uraian Golongan Barang	Berat Bersih (kg)		Nilai CIF (US\$)	
	Maret 2024	Jan-Mar 2024	Maret 2024	Jan-Mar 2024
(1)	(2)	(3)	(4)	(5)
421 Fixed Vegetable Fats And Oils Soft,Crude,Refined Or Fractioned	215.810	239.702	294.766	334.909
775 Household Type, Electrical/Non-Electrical Equipments	3	12.718	147	305.243
Lainnya	352.165	1.339.864	298.836	1.441.607
<b>Uzbekistan</b>	<b>40.825.017</b>	<b>103.860.170</b>	<b>12.511.455</b>	<b>32.015.135</b>
562 Fertilizers, Manufactured	40.700.000	103.590.000	12.263.081	31.470.546
251 Pulp And Waste Paper	125.000	251.875	234.000	468.000
292 Crude Vegetable Materials	—	18.200	—	60.060
896 Works Of Art, Collectors Pieces And Antiques	2	2	13.695	13.695
892 Printed Matter	4	11	10	1.058
Lainnya	11	82	669	1.776
<b>Lituania</b>	<b>384.069</b>	<b>72.501.292</b>	<b>1.452.745</b>	<b>24.565.642</b>
041 Wheat And Meslin, Unmilled	—	71.500.000	—	20.860.125
764 Telecommunication Equipments And Parts	868	3.498	177.076	681.890
022 Milk,Cream, And Milk Products Other Than Butter Or Cheese	175.000	625.000	178.006	599.952
657 Special Yarns,Textile Fabrics	2.417	11.443	94.290	535.500
081 Feeding Stuff For Animals	115.213	163.613	175.519	192.922
Lainnya	90.571	197.738	827.854	1.695.253
<b>Latvia</b>	<b>4.611</b>	<b>2.000.582</b>	<b>673.115</b>	<b>3.209.398</b>
764 Telecommunication Equipments And Parts	2.417	15.743	341.735	2.044.237
247 Wood In The Rough Or Roughly Squared	—	1.955.831	—	275.333
872 Medical Instruments And Appliances	253	349	188.827	252.557
693 Wire Products And Fencing Grills	35	1.918	2.844	196.716
772 Electrical Apparatus For Making And Breaking Electrical Circuits	488	933	27.955	100.261
Lainnya	1.418	25.808	111.754	340.294
<b>Estonia</b>	<b>89.428</b>	<b>201.247</b>	<b>1.504.516</b>	<b>3.306.921</b>
772 Electrical Apparatus For Making And Breaking Electrical Circuits	18.019	23.664	466.881	590.669
764 Telecommunication Equipments And Parts	8.609	25.421	214.350	566.771
712 Steam Or Other Generating Boilers And Parts	35.835	50.405	440.207	558.552
725 Papermill/Pulpmill Machinery And Paper Cutting Machines	7	25.352	1.785	342.496
771 Electric Power Machinery And Parts	2.668	7.506	85.935	275.770
Lainnya	24.290	68.899	295.358	972.663
<b>Georgia</b>	<b>48.811</b>	<b>67.135</b>	<b>607.782</b>	<b>663.889</b>
716 Rotating Electric Plants And Parts	16.544	16.544	451.129	451.129
057 Fruit And Nut; Fresh Or Dried	25.000	43.000	55.000	94.600
748 Transmission Shafts And Cranks	6.788	6.788	88.916	88.916
531 Synthetic Organic; Colouring Matter	400	575	7.232	10.561
842 Women'S Coats/Jacket, Not Knitted	—	17	—	6.933
Lainnya	79	211	5.505	11.750
<b>Kroasia</b>	<b>561.602</b>	<b>1.239.421</b>	<b>690.808</b>	<b>1.625.408</b>
248 Wood,Simply Worked And Railway Sleeper Of Wood	232.692	408.600	201.757	388.731
211 Hides And Skins, Raw	134.265	459.853	94.051	332.033
723 Civil Engineering And Contractor Plants And Equipments/Parts	2.232	22.614	49.477	325.583
872 Medical Instruments And Appliances	6.293	6.295	144.831	145.122
579 Waste And Scrap Of Plastics	157.120	310.120	34.242	96.104
Lainnya	29.000	31.939	166.450	337.835
<b>Bosnia-Herzegovina</b>	<b>3.831</b>	<b>1.026.630</b>	<b>110.561</b>	<b>1.146.124</b>
891 Arms And Ammunitions	—	3.550	—	576.890
523 Metallsalts And Peroxysalts	—	1.014.000	—	272.766
743 Pumps, Compressors, Fans, Blowers, Centrifuges, And Parts	1.393	3.180	41.361	103.660
741 Heating And Cooling Equipments And Parts	—	2.037	—	78.944
742 Pumps For Liquid And Parts	1.050	1.063	50.146	50.881
Lainnya	1.388	2.800	19.054	62.983
<b>Malta</b>	<b>612</b>	<b>2.213</b>	<b>281.970</b>	<b>518.562</b>
776 Thermionic, Cold Cathode, And Photo Cathode Valves/Tubes	109	173	112.695	168.700



Negara Asal/SITC/Uraian Golongan Barang	Berat Bersih (kg)		Nilai CIF (US\$)	
	Maret 2024	Jan-Mar 2024	Maret 2024	Jan-Mar 2024
(1)	(2)	(3)	(4)	(5)
771 Electric Power Machinery And Parts	85	90	107.815	125.606
772 Electrical Apparatus For Making And Breaking Electrical Circuits	13	52	1.140	43.338
629 Articles Of Rubbers	153	657	9.582	31.840
892 Printed Matter	24	141	14.859	25.222
Lainnya	228	1.100	35.879	123.856
<b>Slovakia</b>	<b>126.235</b>	<b>233.533</b>	<b>1.939.548</b>	<b>3.935.009</b>
784 Parts And Accessories Of The Motor Vehicles	11.607	38.034	244.605	587.938
746 Ball Or Roller Bearings	4.006	12.440	116.574	335.852
743 Pumps, Compressors, Fans, Blowers, Centrifuges, And Parts	6.857	11.218	104.712	280.253
741 Heating And Cooling Equipments And Parts	1.149	8.249	66.940	266.247
749 Non-Electric Parts And Accessories Of Machineries	3.491	4.000	176.727	206.288
Lainnya	99.125	159.592	1.229.990	2.258.431
<b>Slovenia</b>	<b>390.619</b>	<b>2.654.208</b>	<b>2.506.771</b>	<b>9.820.934</b>
662 Clay And Refractory Construction Materials	118.529	459.991	1.645.984	5.252.076
579 Waste And Scrap Of Plastics	229.000	1.864.780	94.530	816.900
723 Civil Engineering And Contractor Plants And Equipments/Parts	3.961	76.218	42.488	624.185
778 Electrical Machinery And Apparatus	629	51.418	24.490	446.878
551 Essential Oils, Perfumes, And Flavour Materials	1.351	16.610	41.641	415.816
Lainnya	37.149	185.191	657.638	2.265.079
<b>Republik Cheska</b>	<b>5.717.283</b>	<b>9.954.651</b>	<b>18.549.697</b>	<b>53.954.811</b>
891 Arms And Ammunitions	169	17.170	12.473	11.928.321
251 Pulp And Waste Paper	5.074.136	8.107.921	4.381.713	6.868.795
743 Pumps, Compressors, Fans, Blowers, Centrifuges, And Parts	46.887	114.452	1.405.722	4.134.720
772 Electrical Apparatus For Making And Breaking Electrical Circuits	37.190	78.473	1.566.562	3.571.493
581 Tubes, Pipes, And Hoses Of Plastics	26.685	118.506	776.509	3.053.477
Lainnya	532.216	1.518.129	10.406.718	24.398.005
<b>Makedonia</b>	<b>2.337</b>	<b>44.930</b>	<b>257.302</b>	<b>2.094.733</b>
582 Plates, Sheets, And Film Of Plastics	—	10.055	—	1.091.009
831 Travel Goods	—	29.792	—	704.135
232 Synthetic Rubber Latex, Synthetic/Reclaimed Rubber	2.295	2.295	252.501	252.501
048 Cereal Preparations And Preparations Of Flours/Starches Of Fruit	—	2.105	—	17.683
784 Parts And Accessories Of The Motor Vehicles	2	437	113	14.133
Lainnya	40	246	4.688	15.272
<b>Kepulauan Faeroe</b>	<b>187</b>	<b>497</b>	<b>6.196</b>	<b>17.530</b>
784 Parts And Accessories Of The Motor Vehicles	82	324	3.386	12.310
743 Pumps, Compressors, Fans, Blowers, Centrifuges, And Parts	90	90	2.050	2.050
748 Transmission Shafts And Cranks	8	31	455	1.373
713 Internal Combustion Piston Engines And Parts	1	29	83	1.040
778 Electrical Machinery And Apparatus	2	8	107	319
Lainnya	4	15	115	438
<b>Rusia</b>	<b>804.123.898</b>	<b>2.111.378.925</b>	<b>177.076.732</b>	<b>516.472.940</b>
321 Coals, Pulverized Or Not	552.323.000	1.249.031.611	92.254.146	214.291.198
041 Wheat And Meslin, Unmilled	131.258.000	490.558.000	36.674.100	138.487.809
562 Fertilizers, Manufactured	87.342.647	210.100.445	27.090.597	73.567.120
672 Ingots And Other Iron/Steel In Primary Forms	25.633.330	140.133.240	12.323.205	65.933.895
278 Other Crude Minerals	4.579.500	11.956.500	2.842.908	7.874.143
Lainnya	2.987.421	9.599.129	5.891.776	16.318.775
<b>Serbia</b>	<b>1.166.759</b>	<b>1.543.396</b>	<b>647.796</b>	<b>2.518.643</b>
891 Arms And Ammunitions	—	2.848	—	1.412.865
041 Wheat And Meslin, Unmilled	1.163.380	1.477.240	326.857	415.971
122 Tobacco, Manufactured	1.014	1.846	89.728	177.520
742 Pumps For Liquid And Parts	208	3.847	3.274	102.735
872 Medical Instruments And Appliances	472	472	81.200	81.200
Lainnya	1.685	57.143	146.737	328.352

Negara Asal/SITC/Uraian Golongan Barang	Berat Bersih (kg)		Nilai CIF (US\$)	
	Maret 2024	Jan–Mar 2024	Maret 2024	Jan–Mar 2024
(1)	(2)	(3)	(4)	(5)
<b>Montenegro</b>	<b>2</b>	<b>13</b>	<b>75</b>	<b>721</b>
748 Transmission Shafts And Cranks	1	8	64	521
531 Synthetic Organic; Colouring Matter	–	1	–	75
772 Electrical Apparatus For Making And Breaking Electrical Circuits	–	1	–	72
112 Alcoholic Beverages	–	2	–	42
553 Perfumery, Cosmetics, And Toilet Preparations	1	1	11	11
<b>Kosovo</b>	<b>2</b>	<b>25</b>	<b>1.873</b>	<b>2.557</b>
874 Measuring, Checking, Analysing, And Controlling Instrument And	2	2	1.873	1.873
775 Household Type, Electrical/Non-Electrical Equipments	–	14	–	479
642 Paper And Paperboard Cut To Size/Shape And Article Of Papers	–	4	–	138
896 Works Of Art, Collectors Pieces And Antiques	–	2	–	40
741 Heating And Cooling Equipments And Parts	–	3	–	27
<b>Guernsey</b>	<b>70</b>	<b>121</b>	<b>3.223</b>	<b>7.580</b>
723 Civil Engineering And Contractor Plants And Equipments/Parts	19	54	1.359	4.230
728 Other Machines And Equipment Specialized For Particular Industri	–	14	–	1.358
718 Other Power Generating Machines And Parts	12	12	1.250	1.250
773 Equipment For Distributing Electricity	3	3	341	341
772 Electrical Apparatus For Making And Breaking Electrical Circuits	–	2	–	128
Lainnya	36	36	273	273
<b>Jersey</b>	<b>16</b>	<b>154</b>	<b>3.167</b>	<b>5.394</b>
892 Printed Matter	13	26	3.140	4.338
894 Baby Carriages, Toys, Games, And Sporting Goods	–	7	–	259
893 Article Of Plastics	1	3	13	239
831 Travel Goods	–	3	–	215
048 Cereal Preparations And Preparations Of Flours/Starches Of Fruit	–	36	–	91
Lainnya	2	79	14	252

Tabel 2.9 Impor Komoditi Tertentu Menurut Negara Asal Utama, Januari–Maret 2024

Komoditi	Negara Asal	Berat Bersih (kg)		Nilai CIF (US\$)	
		Maret 2024	Jan–Mar 2024	Maret 2024	Jan–Mar 2024
(1)		(2)	(3)	(4)	(5)
<b>Beras</b>		<b>567.210.716</b>	<b>1.448.029.562</b>	<b>371.602.225</b>	<b>936.207.792</b>
	Thailand	142.656.300	654.495.350	94.686.727	428.420.566
	Vietnam	286.261.000	358.636.000	188.143.581	235.661.172
	Pakistan	61.576.000	224.857.000	39.312.756	139.917.093
	Myanmar	76.617.000	207.431.000	49.359.600	130.298.340
	Kamboja	–	2.500.000	–	1.625.000
	Lainnya	100.416	110.212	99.561	285.621
<b>Daging Ayam</b>		<b>–</b>	<b>4</b>	<b>–</b>	<b>20</b>
	Hong Kong	–	4	–	20
<b>Telur Unggas</b>		<b>126.259</b>	<b>406.884</b>	<b>842.215</b>	<b>2.653.088</b>
	India	125.009	405.399	802.051	2.596.886
	Jerman	1.204	1.324	35.824	41.012
	Amerika Serikat	46	161	4.340	15.190
<b>Jenis Lembu</b>		<b>22.717.617</b>	<b>29.279.830</b>	<b>64.483.037</b>	<b>80.734.669</b>
	Australia	22.717.617	29.279.830	64.483.037	80.734.669
<b>Daging Jenis Lembu</b>		<b>6.666.009</b>	<b>11.945.279</b>	<b>21.460.669</b>	<b>41.429.223</b>
	Australia	6.598.279	8.366.797	20.499.018	25.976.887
	Brasil	–	1.722.132	–	8.007.756
	India	–	1.344.000	–	3.958.080
	Amerika Serikat	59.997	504.617	633.925	3.158.774
	Jepang	7.733	7.733	327.726	327.726
<b>Cabai</b>		<b>759.769</b>	<b>9.693.028</b>	<b>1.730.431</b>	<b>26.055.687</b>
	India	147.226	7.477.272	348.823	21.219.405
	Tiongkok	608.942	2.203.661	1.345.141	4.747.390
	Malaysia	2.200	9.988	25.131	68.259
	Korea Selatan	1.100	1.600	7.439	10.413
	Australia	–	177	–	6.259
	Lainnya	301	330	3.897	3.961
<b>Susu</b>		<b>27.270.481</b>	<b>78.899.919</b>	<b>77.408.364</b>	<b>217.689.189</b>
	Selandia Baru	12.335.442	46.865.633	37.201.827	135.279.062
	Amerika Serikat	5.209.630	10.119.910	15.160.598	28.811.797
	Australia	5.450.481	10.293.250	15.483.957	28.753.808
	Belgia	675.576	2.800.702	1.978.524	7.814.694
	Malaysia	1.634.845	5.023.782	1.863.787	6.103.162
	Lainnya	1.964.507	3.796.642	5.719.671	10.926.666
<b>Gula</b>		<b>393.000.355</b>	<b>1.221.423.769</b>	<b>243.129.239</b>	<b>751.989.545</b>
	Thailand	153.550.000	607.450.000	96.766.843	371.340.490
	Brasil	225.800.000	451.959.000	136.267.160	276.510.302
	Australia	–	105.000.000	–	64.197.964
	Afrika Selatan	–	34.000.000	–	22.443.400
	Malaysia	11.750.203	15.000.499	8.593.634	11.125.392
	Lainnya	1.900.152	8.014.270	1.501.602	6.371.997
<b>Bawang Putih</b>		<b>58.704.071</b>	<b>67.222.753</b>	<b>74.149.852</b>	<b>85.785.705</b>
	Tiongkok	58.704.070	67.159.343	74.149.851	85.652.775
	India	–	55.096	–	62.144
	Amerika Serikat	–	8.000	–	60.000
	Australia	–	305	–	10.767
	Singapura	–	8	–	18
	Lainnya	1	1	1	1

Komoditi	Negara Asal	Berat Bersih (kg)		Nilai CIF (US\$)	
		Maret 2024	Jan–Mar 2024	Maret 2024	Jan–Mar 2024
(1)		(2)	(3)	(4)	(5)
<b>Kedelai</b>		<b>247.921.669</b>	<b>678.227.538</b>	<b>137.159.586</b>	<b>383.102.664</b>
	Amerika Serikat	234.953.292	609.310.318	129.834.467	344.202.400
	Kanada	12.767.872	66.633.837	7.260.390	37.746.494
	Malaysia	200.001	1.781.221	63.584	857.091
	Afrika Selatan	–	500.960	–	293.182
	Jepang	500	1.179	1.136	3.441
	Lainnya	4	23	9	56
<b>Jagung</b>		<b>128.418.896</b>	<b>238.320.315</b>	<b>33.330.381</b>	<b>62.970.454</b>
	Argentina	55.210.800	124.831.772	14.199.495	31.929.195
	Brasil	71.751.420	110.410.595	18.455.905	29.127.240
	Amerika Serikat	328.607	630.217	295.305	596.317
	Pakistan	1.000.000	1.970.500	261.000	520.123
	Thailand	249	126.474	804	443.658
	Lainnya	127.820	350.757	117.872	353.921
<b>Gandum dan Meslin</b>		<b>1.438.483.157</b>	<b>3.614.051.687</b>	<b>434.387.441</b>	<b>1.106.801.383</b>
	Australia	547.408.455	1.167.159.135	170.517.130	365.756.799
	Kanada	135.986.810	637.923.211	49.001.970	227.132.295
	Argentina	499.321.080	721.903.210	142.740.811	206.814.032
	Rusia	131.258.000	490.558.000	36.674.100	138.487.809
	Ukraina	83.998.685	300.145.164	23.522.440	83.743.332
	Lainnya	40.510.127	296.362.967	11.930.990	84.867.116
<b>Tepung gandum dan meslin</b>		<b>9.717.278</b>	<b>10.203.835</b>	<b>3.445.447</b>	<b>3.704.700</b>
	Turki	9.426.502	9.426.502	3.295.797	3.295.797
	Vietnam	246.000	606.000	109.010	271.010
	Singapura	44.500	88.001	39.691	79.632
	India	1	40.006	12	32.086
	Australia	–	21.000	–	17.689
	Lainnya	275	22.326	937	8.486
<b>Garam</b>		<b>301.478.162</b>	<b>414.470.816</b>	<b>15.050.066</b>	<b>20.218.346</b>
	Australia	244.851.023	357.210.148	12.788.149	17.888.933
	India	56.005.000	56.534.302	2.179.655	2.220.539
	Tiongkok	297.001	324.029	62.642	66.432
	Singapura	275.000	325.003	8.250	20.249
	Thailand	50.000	75.040	8.875	13.535
	Lainnya	138	2.294	2.495	8.658
<b>Minyak Goreng Nabati</b>		<b>3.811.568</b>	<b>10.256.583</b>	<b>6.468.326</b>	<b>17.318.586</b>
	Thailand	1.769.211	5.040.112	2.086.395	5.919.731
	Malaysia	1.330.619	3.308.826	1.923.858	4.776.701
	Italia	74.515	212.896	732.308	2.032.638
	Spanyol	96.691	279.646	714.424	2.010.768
	Prancis	83.240	414.846	188.302	672.491
	Lainnya	457.292	1.000.257	823.039	1.906.257
<b>Lada</b>		<b>17.046</b>	<b>118.855</b>	<b>100.206</b>	<b>542.150</b>
	Brasil	–	54.000	–	175.500
	Jerman	–	25.005	–	152.196
	Vietnam	9.702	18.354	42.878	80.979
	Korea Selatan	2.347	5.832	10.199	28.173
	Thailand	2.400	2.401	26.952	26.956
	Lainnya	2.597	13.263	20.177	78.346

Komoditi	Negara Asal	Berat Bersih (kg)		Nilai CIF (US\$)	
		Maret 2024	Jan–Mar 2024	Maret 2024	Jan–Mar 2024
	(1)	(2)	(3)	(4)	(5)
<b>Mentega</b>		<b>1.907.288</b>	<b>6.546.121</b>	<b>11.535.985</b>	<b>38.470.544</b>
	Selandia Baru	1.573.431	5.679.209	8.683.532	31.374.384
	Belgia	119.880	347.580	1.066.489	3.035.135
	Prancis	50.086	165.576	438.013	1.549.038
	Belanda	71.727	103.727	740.313	1.013.930
	Denmark	23.960	60.749	191.205	444.956
	Lainnya	68.204	189.280	416.433	1.053.101
<b>Kentang</b>		<b>1.787.009</b>	<b>6.400.228</b>	<b>1.216.586</b>	<b>4.189.682</b>
	Inggris	700.000	1.625.000	640.377	1.484.396
	Kanada	—	1.960.000	—	1.252.440
	Jerman	—	1.728.219	—	876.637
	Australia	432.006	432.006	358.506	358.506
	India	655.000	655.000	217.700	217.700
	Lainnya	3	3	3	3
<b>Ikan</b>		<b>9.348.617</b>	<b>19.395.793</b>	<b>18.024.710</b>	<b>43.914.429</b>
	Tiongkok	5.860.576	8.708.846	5.796.437	8.777.916
	Norwegia	490.869	1.299.527	3.083.511	8.081.504
	Australia	162.380	558.607	2.092.862	5.523.884
	Amerika Serikat	538.711	1.756.924	1.509.662	4.201.531
	Inggris	594.198	1.893.564	1.183.887	3.228.167
	Lainnya	1.701.883	5.178.325	4.358.351	14.101.427
<b>Kelapa</b>		<b>317.478</b>	<b>816.214</b>	<b>424.745</b>	<b>1.087.242</b>
	Filipina	190.528	431.196	249.704	574.397
	Thailand	100.946	202.504	142.520	282.925
	Indonesia	26.000	131.500	32.500	157.784
	Inggris	—	25.000	—	36.175
	Rusia	—	26.000	—	35.888
	Lainnya	4	14	21	73
<b>Teh</b>		<b>766.093</b>	<b>2.707.223</b>	<b>1.675.081</b>	<b>6.197.060</b>
	Vietnam	675.969	2.206.999	659.726	2.185.003
	Tiongkok	24.918	147.158	297.660	1.302.169
	Jepang	10.594	54.638	160.781	740.234
	Singapura	6.197	15.358	266.502	554.232
	Thailand	1.124	91.610	4.997	523.629
	Lainnya	47.291	191.460	285.415	891.793
<b>Kopi</b>		<b>9.976.210</b>	<b>26.193.214</b>	<b>32.071.022</b>	<b>80.959.798</b>
	Vietnam	8.232.934	21.835.155	25.940.838	65.480.397
	Brasil	1.440.038	3.538.027	4.604.094	10.950.624
	Malaysia	23.352	132.215	290.696	1.341.482
	Papua Nugini	134.893	266.232	555.745	969.680
	Timor Leste	68.790	236.215	126.012	521.652
	Lainnya	76.203	185.370	553.637	1.695.963
<b>Cengkeh</b>		<b>1.524.878</b>	<b>5.741.879</b>	<b>13.436.457</b>	<b>51.487.779</b>
	Madagaskar	774.878	4.223.996	6.592.707	37.582.208
	Tanzania	625.000	1.311.000	5.781.250	12.126.750
	Komoro	125.000	175.000	1.062.500	1.487.500
	Singapura	—	24.880	—	233.872
	Vietnam	—	7.000	—	57.400
	Lainnya	—	3	—	49

Komoditi	Negara Asal	Berat Bersih (kg)		Nilai CIF (US\$)	
		Maret 2024	Jan–Mar 2024	Maret 2024	Jan–Mar 2024
	(1)	(2)	(3)	(4)	(5)
<b>Kakao</b>		<b>8.530.001</b>	<b>31.111.724</b>	<b>36.450.470</b>	<b>116.188.824</b>
	Ekuador	4.703.463	14.995.313	19.531.981	58.697.041
	Pantai Gading	324.944	4.857.499	1.220.064	12.498.386
	Kongo	1.196.420	2.269.940	6.597.128	11.209.053
	Peru	603.036	2.715.660	2.504.888	9.799.949
	Republik Demokratik Kongo	422.930	1.325.820	1.614.702	4.949.606
	Lainnya	1.279.208	4.947.492	4.981.707	19.034.789
<b>Tembakau</b>		<b>9.725.135</b>	<b>44.573.683</b>	<b>50.244.070</b>	<b>229.047.353</b>
	Tiongkok	3.450.828	12.795.994	16.119.133	56.224.876
	Brasil	382.331	4.738.254	2.621.432	32.273.946
	Zimbabwe	1.540.134	4.537.523	8.081.959	24.286.861
	India	1.488.556	5.027.975	6.926.678	22.279.805
	Pakistan	164.240	4.233.815	575.218	21.103.655
	Lainnya	2.699.046	13.240.122	15.919.650	72.878.210
<b>Ubi Kayu</b>		<b>1.378.330</b>	<b>1.418.335</b>	<b>433.943</b>	<b>446.432</b>
	Vietnam	878.330	878.330	262.943	262.943
	Thailand	500.000	540.000	171.000	183.480
	Singapura	—	1	—	7
	Nigeria	—	4	—	2

Tabel 2.10 Re-Impor Menurut Komoditi, Januari–Maret 2024

H S	Uraian Komoditi	Berat Bersih (kg)		Nilai CIF (US\$)	
		Maret 2024	Jan–Mar 2024	Maret 2024	Jan–Mar 2024
	(1)	(2)	(3)	(4)	(5)
03034100	Albacore or longfinned tunas (thunnus alalunga), frozen	–	24.062	–	72.445
03034200	Yellowfin tunas (thunnus albacares), frozen	–	19.067	–	204.784
03034910	Longtail tuna (thunnus tonggol), frozen	49.680	49.680	78.741	78.741
03035410	Mackerel (scomber scombrus, scomber australasicus), frozen	–	33.847	–	19.257
03035700	Swordfish (xiphias gladius), frozen	21.202	21.202	211.111	211.111
03035990	Anchovies, brisling or sprats, scomberomorus spp, caranx spp, pacific saury, decapterus spp, capelin, euthynnusaffinis, sarda spp, marlins, sailfishes, istiophoridae, frozen	–	7.810	–	37.770
03038918	Mangrove red snappers (lutjanus argentimaculatus), frozen	22.788	36.443	55.737	90.214
03038919	Frozen marine fish, other than HS code 03038911 to 03038918	23.534	43.734	54.531	108.831
03038929	Frozen fish, other than marine fish, other than hs code 03038922 to 03038928	–	15.553	–	22.332
03055300	Dried fish, w.o.n salted but not smoked fish of the fam. bregmacerotidae, eulichthyidae, gadidae, macrouridae, melanonidae, merlucciidae, moridae & muraenolepididae, oth than cod	17.700	17.700	3.240	3.240
03061711	Giant tiger prawns (penaeus monodon), frozen, headless	5.000	5.000	85.000	85.000
03061721	Whiteleg shrimps (litopenaeus vannamei), frozen, headless, with tail	–	1.728	–	18.724
03069329	Crabs, in airtight containers for retail sale, dried, salted or in brine	–	12.835	–	122.694
03074390	Cuttle fish and squid other than sepia officinalis, rossia macrosoma, sepiola spp, ommastrephes spp, loligo spp, nototodarus spp, sepioteuthis spp, frozen	21.640	21.640	127.676	127.676
03076040	Snails, other than sea snails, dried, salted or in brine	–	15.768	–	94.180
07102900	Leguminous vegetables other than peas and bean, shelled or unshelled, uncooked or cooked by steaming or boiling in water, frozen	11.000	11.000	24.782	24.782
07133190	Beans of the species vigna mungo (l) hepper or vigna radiata (l) wilczek, dried, shelled, whether or not skinned or split, not suitable for sowing	–	24.900	–	31.125
08011100	Coconuts, desiccated, fresh or dried, whether or not shelled or peeled	26.000	104.000	32.500	149.459
08011990	Coconuts, other than desiccated, in the inner shell (endocarp), and young coconut, fresh or dried, whether or not shelled or peeled	–	27.500	–	8.325
08028000	Areca nuts, fresh or dried, whether or not shelled or peeled	–	53.755	–	54.280
08109060	Tamarinds, fresh	–	24.500	–	9.949
08134020	Tamarinds, dried	24.086	24.086	18.498	18.498
08134090	Fruit dried, other than that of headings 0801 to 0806, other than apricots, prunes, apples, longans, tamarinds	7.200	7.200	8.640	8.640
09041210	White pepper, crushed or ground	2.000	2.000	12.496	12.496
09051000	Vanilla, neither crushed nor ground	–	2.238	–	81.589
09081100	Nutmeg, neither crushed nor ground	13.500	40.500	160.505	356.394
09081200	Nutmeg, crushed or ground	1.975	1.975	23.996	23.996
09083100	Cardamoms, neither crushed nor ground	–	28.500	–	46.379
11062090	Flour, meal and powder of roots or tubers of heading 0714, other than manioc (cassava)	–	54.000	–	151.922
12024200	Ground-nuts, not roasted or otherwise cooked, whether or not shelled or broken, other than seed, shelled, whether or not broken	39.000	39.000	60.600	60.600
12119099	Plants & parts of plants, of a kind used primarily in perfumery/for insecticidal, fungicidal/similar purposes, fresh, chilled, frozen/dried, in cut, crushed/powdered form, oth than HS code 12119091-12119098	–	17.280	–	24.109
15131190	Crude coconut (copra) oil and its fractions, other than virgin coconut oil, whether or not refined, but not chemically modified	21.500	21.500	21.371	21.371
15179043	Shortening	1	1	39	39
15220090	Residues resulting from the treatment of fatty substances or animal or vegetable waxes	7	7	1	1
16030090	Extracts and juices of fish or crustaceans, molluscs or other aquatic invertebrates	6.240	6.240	11.045	11.045
16051014	Crab other than swimming crabs, king crabs, and snow crabs, prepared or preserved, in airtight containers for retail sale	–	15.511	–	474.491
18032000	Cocoa paste, wholly or partly defatted	–	50.000	–	34.000
19019099	Food preparations not suitable for infants or young childrens, other than medical food	–	4.319	–	17.727
19059090	Bread, pastry, cakes, biscuits & oth bakers' wares, w.o.n containing cocoa, communion wafers, empty cachets suitable for pharmaceutical use, sealing wafers, rice paper & similar products, nec in head 1905	–	1	–	3

H S	Uraian Komoditi	Berat Bersih (kg)		Nilai CIF (US\$)	
		Maret 2024	Jan-Mar 2024	Maret 2024	Jan-Mar 2024
	(1)	(2)	(3)	(4)	(5)
20082090	Pineapples, otherwise prepared or preserved, whether or not containing added sugar or other sweetening matter or spirit, not elsewhere specified or included, not in airtight containers for retail sale	—	18.300	—	20.500
20098930	Coconut water concentrate	—	47.717	—	103.355
21039011	Chilli sauce	—	3.658	—	11.115
21039013	Sauces other than chilli sauce or fish sauce	—	3.165	—	9.611
21069098	Other flavouring preparations	—	40	—	11
22011010	Mineral waters	36.492	36.492	4.361	4.361
23023010	Bran and pollard, whether or not in the form of pellets, derived from the sifting, milling or other working of wheat	3.882.500	7.240.000	1.249.636	2.234.175
23023090	Sharps and other residues, whether or not in the form of pellets, derived from the sifting, milling or other working of wheat, other than bran and pollard	1.288.000	3.332.000	388.163	1.065.855
23099012	Complete feed of a kind suitable for swine	967.200	1.573.650	972.659	1.559.451
24022090	Cigarettes containing tobacco, other than beedies and clove cigarettes	466	474	24.991	25.675
29270010	Azodicarbonamide	—	4.140	—	14.490
32041500	Vat dyes (including those usable in that state as pigments) and preparations based thereon	—	280	—	4.470
32064190	Ultramarine	—	250	—	1.298
33019090	Concentrates of essential oils in fats, in fixed oils, in waxes or the like, obtained by enfleurage or maceration, terpenic by-products of the deterpenation of essential oils	20	20	1.543	1.543
33042000	Eye makeup preparations	—	15	—	833
33043000	Manicure and pedicure preparations	—	1	—	3
33049930	Face or skin creams and lotions other than antiacne preparations	—	1	—	6
33049990	Beauty/make up preparat, for the care of the skin (incl sunscreen or sun tan preparations), ot HS 33041000-33049930	—	23	—	1.240
34012020	Soap chips	—	17.001	—	15.760
34023990	Other linear alkylbenzene sulphonic acids and their salts other than sulphated fatty alcohols	16.000	16.000	74.043	74.043
34031111	Liquid lubricating oil prep, for treatm of textile, or oth material, containing petroleum oil/oil from bituminous mineral	—	525	—	5.589
38180000	Chemical elementsDopedFor use in electronics, in Discs Form, wafer/similarForm, chemical Compound Doped For use in electronic	84	283	45.000	97.448
38231100	Industrial monocarboxylic fatty acids, stearic acid	—	48.001	—	45.265
38231919	Industrial monocarboxylic fatty acids, acid oils from refining, other than coconut acid oil	—	1	—	1
39031110	Polystyrene, expansible, in the form of granules	25	25	60	60
39081010	Polyamide-6, in primary forms	1	1	88	88
39172200	Tubes, pipes and hoses, rigid, of polymers of propylene	—	11.900	—	22.848
39201090	Film, foil and strip, of polymers of ethylene	22.886	23.193	36.504	39.091
39202010	Plastics, biaxially oriented polypropylene film, of polymers propylene, non-cellular & not reinforced	—	10.523	—	28.102
39231090	Plastics, boxes, crates and similar articles, for the conveyance or packing of goods	2.551	2.551	62.826	62.826
39232990	Ethylene polymer;aseptic bags reinforced/not with aluminium foil,width ?315 mm & length ?410 mm,incorporat a sealed gland	28	28	509	509
39234010	Spools, cops, bobbins and similar supports, suitable for use with the machines of heading 8444, 8445 or 8448	—	11.173	—	16.875
39235000	Spools, cops, bobbins & similar supports, stoppers, lids, caps and other closures, for the conveyance or packing of goods	108	108	5.460	5.460
39239090	Spools, cops, bobbins and similar supports, other than toothpaste tubes	1.413	4.302	4.303	13.099
39262090	Plastics, articles of clothing accessories (including gloves, mittens & mitts)	9	9	55	55
39263000	Plastics, fittings for furniture, coachwork or the like	11	11	128	128
39264000	Plastics, statuettes and other ornamental articles	—	1	—	40
39269049	Plastics, safety and protective devices, other than HS 39269041 - 39269044	—	1	—	13
39269059	Plastics, articles for industrial uses, other than HS 39269053 - 39269055	4	4	120	120
39269099	Plastics, n.e.c. in heading no. 3923	2	3.982	74	22.102



H S	Uraian Komoditi	Berat Bersih (kg)		Nilai CIF (US\$)	
		Maret 2024	Jan-Mar 2024	Maret 2024	Jan-Mar 2024
	(1)	(2)	(3)	(4)	(5)
40012220	Technically specified natural rubber (TSNR) 20	—	100.800	—	158.890
40021990	SBR, XSBR, other than latex, other than in primary forms or in vulcanised, uncompound plates, sheets, or strips	—	196.299	—	209.713
40026090	Isoprene rubber (IR) other than in primary forms	1	1	4	4
40070000	Vulcanised rubber thread and cord.	2	2	9	9
40091290	Tubes, pipes & hoses, vulcanised rubber other than hard rubber, not reinforced/combined w/ oth material with fittings, other than HS 40091210	—	5.921	—	19.119
40093199	Tubes, pipes & hoses of vulcanised rubber other than hard rubber, reinforced/combined w/textile, without fittings, n.e.c. in subheading 400931	14	43	880	2.776
40094290	Tubes/pipes & hoses, vulcanised rubber other than hard rubber, reinforced/combined with other materials, with fittings n.e.c. 400942	5	5	124	124
40151210	Gloves, mittens and mitts, of a kind used for medical, surgical, dental or veterinary purposes of a kind used on machinery purposes of vulcanised natural rubber	1	2	1	2
40169320	Gaskets and o-rings, of a kind used on motor vehicles of heading 8702, 8703, 8704 or 8711	—	124	—	26.144
40169390	Gaskets, washers and other seals of vulcanised rubber other than hard rubber, n.e.c. sub heading 401693	651	710	12.259	15.556
40169954	Rubber grommets and rubber covers for automotive wiring harnesses of vulcanised rubber oth hard rubber, non-cellular rubber	—	517	—	12.579
41071200	Leather further prepared after tanning/crusting of bovine/equine animal, whole hides and skins, grains split	1.970	4.973	51.004	125.423
41071900	Leather further prep after tanning/crusting of bovine/equine animal, whole hide and skin, other than full grain, unsplit, grains split	—	4	—	273
42021110	Cases & containers, suit-case/brief-case with outer surface of leather/composition leather, max dimensions 56cmx45cmx25 cm	—	64	—	6.299
42021190	Cases & containers, suit-case/brief-case with outer surface of leather/composition leather, dimension more 56cmx45cmx25 cm	—	102	—	2.514
42022100	Handbags, whether or not with shoulder strap, incld those without handle, outer surface of leather/ composition leather	300	382	44.023	56.441
42022210	Handbags, whether or not with shoulder strap, including those without handle :With outer surface of sheeting of plastics or of textile materials:With outer surface of sheeting of plastics	—	17	—	2.455
42022220	Handbags, whether or not with shoulder strap, including those without handle, with outer surface of sheeting of plastics or of textile materials, with outer surface of textile materials	129	170	15.266	21.300
42023100	Articles of a kind normally carried in the pocket or in the handbag, with outer surface of leather or composition leather	45	53	6.326	7.640
42023200	Articles of a kind normally carried in pocket/in the handbag, with outer surface of sheeting plastics or textile materials	—	3	—	544
42029290	Cases and containers, other than toiletry bags and bowling bags, of sheeting of plastics	58	276	8.203	32.045
42029990	Cases & containers, n.e.c. in head 4202, of vulcanised fibre/of paperboard/wholly/mainly covered with such materials/w paper	579	579	6.076	6.076
42032110	Gloves, mittens and mitts : specially designed for use in sports, baseball and softball gloves	—	46	—	4.130
44013100	Sawdust and wood waste and scrap, agglomerated in logs, briquettes, pellets or similar forms : wood pellets	—	162.000	—	21.060
44029000	Wood charcoal (including shell or nut charcoal), whether or not agglomerated, of bamboo or shell or nut	43.800	43.800	7.446	7.446
44092200	Wood, non-coniferous of tropical wood, continuously shaped along any of its edge, ends/faces, whether or not planed, sanded/end-	24.720	24.720	28.254	28.254
44123300	Plywood, consisting solely of sheets of wood (not bamboo), each ply 6mm thickness, with at least one outer ply of non-coniferous wood of the species alder, ash, beech, birch, cherry, chestnut, elm, eucalyptus, hickory, horse chestnut, lime, maple, oak, plane	92.987	92.992	254.552	254.562
44181100	Windows, French-windows and their frames, of tropical wood	—	25.301	—	97.828
44187500	Assembled flooring panels, other than of bamboo or with at least the top layer (wear layer) of bamboo, other than mosaic flooring, multilayer	—	3.692	—	14.020

H S	Uraian Komoditi	Berat Bersih (kg)		Nilai CIF (US\$)	
		Maret 2024	Jan-Mar 2024	Maret 2024	Jan-Mar 2024
	(1)	(2)	(3)	(4)	(5)
44187900	Assembled flooring panels, other than of bamboo or with at least the top layer (wear layer) of bamboo, other than mosaic flooring, other than multilayer	47.874	47.874	144.997	144.997
44189900	Builders' joinery and carpentry of wood, other than HS 44181100-44188900, other than of bamboo and cellular wood panels	3.670	3.670	13	13
44201900	Statuettes and other ornaments, other than of tropical wood	—	67	—	4.464
48025690	Paper and paperboard, used for writing, printing and other graphic purposes, 40-150 g/m <sup>2</sup> , 1 side <435mm and other side <297mm, other than multi-ply paper	—	46.464	—	33.351
48059390	Uncoated paper and paperboard, in rolls or sheets, weighing 225 g/m <sup>2</sup> or more, other than multiply paper and paperboard and blotting paper	2	2	1	1
48191000	Cartons, boxes and cases of corrugated paper or paperboard	—	7.655	—	5.142
48194000	Other sacks and bags of paper, paperboard, cellulose wadding or webs of cellulose fibres, including cones	—	42	—	1.824
48209000	Other articles of stationery of paper or paperboard	1	1	2	2
48211090	Other than labels of a kind used for jewellery, including objects of personal adornment or articles of personal use normally carried in the pocket, in the handbag or on the person; printed	192	200	3.211	6.711
48219090	Other than labels of a kind used for jewellery, including objects of personal adornment or articles of personal use normally carried in the pocket, in the handbag or on the person; not printed	8	8	128	128
49011000	Printed books, brochures, leaflets and similar printed matter in single sheets, whether or not folded	—	2	—	3
49019990	Printed books, brochures, leaflets and similar printed matter not in single sheets, whether or not folded; other than educational, technical, scientific, historical or cultural books	1	1	22	22
49081000	Transfers (decalcomanias), vitrifiable	1	1	3	3
49111090	Trade advertising material, commercial catalogues and the like; other than catalogues listing only educational, technical, scientific, historical or cultural books and publications	1	1	16	16
49119110	Designs	—	2	—	1.063
49119920	Printed labels for explosives other than those of heading 4821	4	4	83	83
49119990	Printed matter, other than trade advertising material, commercial catalogues and the like; other than pictures, designs and photographs, n.e.c. in heading 4911	1	1	2	2
52051200	Single yarn, of uncombed fibres; measuring less than 714.29 decitex but not less than 232.56 decitex (exceeding 14 metric number but not exceeding 43 metric number)	7.296	7.296	24.077	24.077
52081900	Woven fabrics of cotton, containing 85 % or more by weight of cotton; unbleached; other than those of subheading 520811-520813	1	2	22	38
52083200	Plain weave, weighing more than 100 g/m <sup>2</sup> ; dyed; containing 85 % or more by weight of cotton	2	3	45	60
52084290	Other than ikat fabric; plain weave, weighing more than 100 g/m <sup>2</sup> ; of yarn of different colour; containing 85 % or more by weight of cotton	—	1	—	1
52105990	Other than plain weave; printed by other than the traditional batik process; woven fabrics of cotton, containing < 85% by weight of cotton, mixed mainly/solely with man-made fibres, weighing ?200g/m <sup>2</sup>	—	1	—	217
54073000	Woven fabrics of synthetic filament yarn; specified in Note 9 to Section XI	—	2	—	6
54074190	Other than woven nylon mesh fabrics of untwisted filament yarn suitable for use as reinforcing material for tarpaulins; contain?85% by weight of filaments of nylon/other polyamides; unbleached/bleached	—	11	—	416
54076990	Woven fabrics of synthetic filament yarn; other than containing 85 % or more by weight of textured polyester filaments; other than unbleached or bleached	8	8	57	57
54078200	Woven fabrics of synthetic filament yarn; containing less than 85 % by weight of synthetic filaments, mixed mainly or solely with cotton;	16	30	237	492
55041000	Artificial staple fibres, not carded, combed or otherwise processed for spinning; of viscose rayon	—	92.471	—	211.624
55093100	Single yarn; 85 % or more by weight of acrylic or modacrylic staple fibres; not put up for retail sale	2.124	9.621	6.112	29.360

H S	Uraian Komoditi	Berat Bersih (kg)		Nilai CIF (US\$)	
		Maret 2024	Jan-Mar 2024	Maret 2024	Jan-Mar 2024
(1)		(2)	(3)	(4)	(5)
55093200	Multiple (folded) or cabled yarn; containing 85 % or more by weight of acrylic or modacrylic staple fibres; not put up for retail sale	—	4.787	—	19.670
55151900	Woven fabrics other than of heading 5512 - 5514, of polyester staple fibres; oth than mixed mainly/ solely with viscose rayon staples fibres or with man-made filaments or with wool or fine animal hair	2	2	14	14
55159910	Woven fabrics other than those of heading 5512 - 5514, of synthetic staple fibres; oth than of polyester staples/of arcyclic or modacrylic staple fibre; mixed mainly/solely with wool/fine animal hair	1	1	2	2
56012290	Wadding of textile materials and articles thereof; of man-made fibres; other than cigarette tow	—	2	—	91
56029000	Felt, impregnated, coated, covered or laminated; other than needleloom felt and stich-bonded fibre fabrics	29	29	821	821
56031200	Nonwovens, whether or not impregnated, coated, covered or laminated; of man-made filaments; weighing more than 25g/m2 but not more than 70 g/m2	1	1	34	34
56090000	Articles of yarn, strip or the like of heading 5404 or 5405, twine, cordage, rope or cables, not elsewhere specified or included	2	2	157	157
58011090	Woven pile fabrics and chenille fabrics, other than fabrics of heading 5802 or 5806; of wool or fine animal hair; other than coated, covered or laminated	—	2	—	262
58012790	Warp pile fabrics, other than fabrics of heading 5802 or 5806; other than coated, covered or laminated; of cotton	—	45	—	6.811
58013610	Chenille fabrics, other than fabrics of heading 5802 or 5806; of man-made fibres; coated, covered or laminated	—	11	—	1.604
58042190	Mechanically made lace; of man-made fibres; other than impregnated, coated, covered or laminated	—	1	—	3
58062090	Narrow woven fabrics, oth thn goods of heading 5807; containing by weight 5 % or more of elastomeric yarn or rubber thread; oth than tape of a kind use to wrap the grips or handles of sports equipment	2	2	10	10
58063190	Other woven fabrics of cotton; other than those of HS 58063110 - 58063130	1	1	37	37
58063290	Other woven fabrics of man-made fabrics; other than those of HS 58063210 or 58063240 or 58063250	1	1	1	1
58063999	Other woven fabrics of other textile materials; other than silk; other than those of HS 58063991 - 58063993	1	1	1	1
58101000	Embroidery without visible ground, in the piece, in strips or in motifs	1	1	22	22
59032000	Textile fabrics impregnated, coated, covered or laminated with plastics, other than those of heading 5902; with polyurethane	18	18	294	294
60041090	Knitted or crocheted fabrics of a width exceeding 30 cm, containing by weight more than 20 % of elastomeric yarn but not containing rubber thread; other than those of heading 6001	14	14	514	514
60062200	Fabrics; knitted or crocheted fabrics, other than those of headings 6001 to 6005; of cotton; dyed	1	2	1	2
60064390	Knitted or crocheted fabrics, other than those of headings 6001 to 6005; of artificial fibres; other than elastic (combined with rubber threads); of yarn of different colours	—	2	—	2
60069000	Knitted or crocheted fabrics, other than those of headings 6001 to 6005; other than of wool or animal hair or of cotton or of synthetic fibres or of artificial fibres	34	48	491	708
61012000	Men's or boys' overcoats, car-coats, capes, cloaks, anoraks (including ski-jackets), wind-cheaters, wind-jackets and similar articles, knitted or crocheted, other than those of heading 6103; of cotton	—	4	—	283
61019000	Men's or boys' overcoats, car-coats, capes, cloaks, anoraks(incl ski-jackets), wind-cheaters, wind-jackets&similar articles, knitted/crocheted,oth than those of heading 6103;of other textile materials	—	24	—	4.851
61022000	Women's or girls' overcoats, car-coats, capes, cloaks, anoraks (incl ski-jackets), wind-cheaters, wind-jackets and similar articles, knitted or crocheted, oth than those of heading 6104; of cotton	—	11	—	1.517
61029000	Women's or girls' overcoats, car-coats, capes, cloaks, anoraks(incl ski-jackets), wind-cheaters, wind-jackets&similar articles,knitted/crocheted,oth than those of heading 6104;of oth textile materials	6	8	84	240

H S	Uraian Komoditi	Berat Bersih (kg)		Nilai CIF (US\$)	
		Maret 2024	Jan-Mar 2024	Maret 2024	Jan-Mar 2024
	(1)	(2)	(3)	(4)	(5)
61032900	Men's or boys' ensembles, knitted or crocheted; of other textile materials	1	1	3	3
61033200	Men's or boys' jackets and blazers, knitted or crocheted; of cotton	1	1	3	3
61033300	Men's or boys' jackets and blazers, knitted or crocheted; of cotton	2	2	6	6
61034200	Men's or boys' trousers, bib and brace overalls, breeches and shorts (other than swimwear), knitted or crocheted; of cotton	1	1	65	65
61034300	Men's or boys' trousers, bib and brace overalls, breeches and shorts (other than swimwear), knitted or crocheted; of synthetic fibres	1	1	3	3
61034900	Men's or boys' trousers, bib and brace overalls, breeches and shorts (other than swimwear), knitted or crocheted; of other textile materials	1	1	176	176
61043200	Women's or girls' jackets and blazers, knitted or crocheted; of cotton	4	4	12	12
61046200	Women's or girls' trousers, bib and brace overalls, breeches and shorts (other than swimwear), knitted or crocheted; of cotton	—	2	—	7
61046300	Women's or girls' trousers, bib and brace overalls, breeches and shorts (other than swimwear), knitted or crocheted; of synthetic fibres	—	3	—	330
61046900	Women's or girls' trousers, bib and brace overalls, breeches and shorts (other than swimwear), knitted or crocheted; of other textile materials	20	20	250	250
61051000	Men's or boys' shirts, knitted or crocheted; of cotton	—	3	—	668
61052020	Men's or boys' shirts, knitted or crocheted; of man-made fibres; of artificial fibres	1	1	3	3
61062000	Women's or girls' blouses, shirts and shirt-blouses, knitted or crocheted; of man-made fibres	1	4	3	14
61081990	Women's or girls' slips and petticoats, knitted or crocheted; of other textile materials; other than of wool or fine animal hair, of cotton and of silk	1	1	2	2
61082100	Women's or girls' briefs and panties, knitted or crocheted; of cotton	1	1	30	30
61082200	Women's or girls' briefs and panties, knitted or crocheted; of man-made fibres	—	24	—	781
61083100	Women's or girls' nightdresses and pyjamas, knitted or crocheted; of cotton	2	57	36	2.873
61083200	Women's or girls' nightdresses and pyjamas, knitted or crocheted; of man-made fibres	2	2	13	13
61089100	Women's or girls' negligees, bathrobes, dressing gowns and similar articles, knitted or crocheted; of cotton	3	6	41	89
61089200	Women's or girls' negligees, bathrobes, dressing gowns and similar	—	2	—	31
61091010	T-shirts, singlets and other vests, knitted or crocheted; of cotton; for men or boys	13	13	128	128
61091020	T-shirts, singlets and other vests, knitted or crocheted; of cotton; for women or girls	15	15	81	81
61099010	T-shirts, singlets and other vests, knitted or crocheted; of other textile materials; for men or boys, of ramie, linen or silk	2	2	35	35
61099030	T-shirts, singlets and other vests, knitted or crocheted; of other textile materials; for women or girls	2	2	6	6
61102000	Jerseys, pullovers, cardigans, waistcoats and similar articles, knitted or crocheted; of cotton	—	4	—	858
61103000	Jerseys, pullovers, cardigans, waistcoats and similar articles, knitted or crocheted; of man-made fibres	8	8	69	69
61109000	Jerseys, pullovers, cardigans, waistcoats and similar articles, knitted or crocheted; of other textile materials	1	1	11	11
61112000	Babies' garments and clothing accessories, knitted or crocheted; of cotton	1	1	5	5
61119090	Babies' garments and clothing accessories, knitted or crocheted; of other textile materials; other than of wool or fine animal hair	1	1	58	58
62012090	Men's or boys' anoraks (including ski-jackets), wind-cheaters, wind-jackets and similar articles, other than those of heading 6203; of wool or fine animal hair	3	3	141	141
62013090	Men's or boys' anoraks (including ski-jackets), wind-cheaters, wind-jackets and similar articles, other than those of heading 6203; of cotton	1	1	6	6

H S	Uraian Komoditi	Berat Bersih (kg)		Nilai CIF (US\$)	
		Maret 2024	Jan-Mar 2024	Maret 2024	Jan-Mar 2024
	(1)	(2)	(3)	(4)	(5)
62014010	Men's or boys' overcoats, raincoats, car-coats, cloaks, capes, ponchos, three-quarter coats, greatcoats, hooded capes and similar articles, other than those of heading 6203; of man-made fibres	3	3	346	346
62014090	Men's or boys' anoraks (including ski-jackets), wind-cheaters, wind-jackets and similar articles, other than those of heading 6203; of man-made fibres	2	2	82	82
62022090	Women's or girls' anoraks (including ski-jackets), wind-cheaters, wind-jackets and similar articles, other than those of heading 6204; of wool or fine animal hair	1	1	66	66
62031990	Men's or boys' suits; of other textile materials (other than of cotton and silk)	1	1	30	30
62033100	Men's or boys' jackets and blazers; of wool or fine animal hair	1	1	145	145
62033290	Men's or boys' jackets and blazers; of cotton; other than printed by traditional batik process	—	1	—	20
62033300	Men's or boys' jackets and blazers; of synthetic fibres	—	1	—	7
62033900	Men's or boys' jackets and blazers; of other textile materials (other than of wool or fine animal hair, cotton and synthetic fibres)	2	2	27	27
62034290	Men's or boys' trousers, breeches and shorts (other than swimwear); of cotton	17	17	271	271
62034300	Men's or boys' trousers, bib and brace overalls, breeches and shorts (other than swimwear); of synthetic fibres	10	12	105	122
62034990	Men's or boys' trousers, bib and brace overalls, breeches and shorts (other than swimwear); of other textile materials (other than of silk)	9	9	131	131
62041290	Women's or girls' suits; of cotton; other than printed by traditional batik process	—	1	—	1
62043300	Women's or girls' jackets and blazers; of synthetic fibres	3	3	30	30
62043990	Women's or girls' jackets and blazers; of other textile materials (other than of silk)	2	2	30	30
62044290	Women's or girls' dresses; of cotton; other than printed by traditional batik process	—	1	—	336
62044990	Women's or girls' dresses; of other textile materials (other than of wool or fine animal hair, cotton, synthetic fibres and artificial fibres); other than printed by traditional batik process	—	2	—	4
62045300	Women's or girls' skirts and divided skirts; of synthetic fibres	1	1	26	26
62046200	Women's or girls' trousers, bib and brace overalls, breeches and shorts (other than swimwear); of cotton	1	1	3	3
62046300	Women's or girls' trousers, bib and brace overalls, breeches and shorts (other than swimwear); of synthetic fibres	2	3	30	38
62046900	Women's or girls' trousers, bib and brace overalls, breeches and shorts (other than swimwear); of other textile materials (other than of wool or fine animal hair, cotton and synthetic fibres)	9	9	90	90
62052090	Men's or boys' shirts; of cotton; other than printed by traditional batik process or barong tagalog	3	9	128	150
62053090	Men's or boys' shirts; of man-made fibres; other than barong tagalog	2	2	123	123
62059099	Men's or boys' shirts; of other textile materials (other than of wool or fine animal hair); other than printed by traditional batik process or barong tagalog	116	133	6.131	7.162
62063090	Women's or girls' blouses, shirts and shirt-blouses; of cotton; other than printed by traditional batik process	—	12	—	1.288
62069000	Women's or girls' blouses, shirts and shirt-blouses; of other textile materials (other than of silk or silk waste, wool or fine animal hair, cotton and man-made fibres)	—	1	—	19
62079990	Men's or boys' singlets and other vests, bathrobes, dressing gowns and similar articles; of other textile materials (other than of cotton and man-made fibres)	5	5	46	46
62089990	Women's/girls' singlets and other vests, briefs, panties, negligees, bathrobes, dressing gowns & similar articles; of other textile materials (other than of cotton, man-made fibres, wool/fine animal hair)	1	1	10	10
62092030	Babies' t-shirts, shirts, pyjamas and similar articles; of cotton	5	5	226	226
62093090	Babies' garments (other than t-shirts, shirts, pyjamas, suits, pants and similar articles); of synthetic fibres	—	1	—	4
62101090	Garments, other than protective work garments; made up of fabrics of heading 5602 or 5603	1	1	5	5

H S	Uraian Komoditi	Berat Bersih (kg)		Nilai CIF (US\$)	
		Maret 2024	Jan-Mar 2024	Maret 2024	Jan-Mar 2024
	(1)	(2)	(3)	(4)	(5)
62103040	Other protective work garments, other than used for protection from fire or chemical substances or radiation; of the type described in heading 6202	2	2	120	120
62105090	Women's or girls' garments, other than used for protection from fire or chemical substances or radiation	9	12	122	148
62113390	Men's or boys' garments; other than for fencing or wrestling or used for protection from fire or chemical substances or radiation or pilgrimage robes (Ihram); of man-made fibres	—	1	—	10
62114310	Women's or girls' surgical gowns; of man-made fibres	4	4	8	8
62114390	Women's or girls' garments; of man-made fibres; other than those of HS 62114310 - 62114370	—	1	—	9
62114990	Women's or girls' garments; of other textile materials, other than those of HS 62114910 - 62114960	3	3	25	25
62121091	Mastectomy bra (post breast surgery bra) of other textile materials (other than of cotton), whether or not knitted or crocheted	1	2	1	2
62121099	Brassieres of other textile materials (other than of cotton), whether or not knitted or crocheted; other than mastectomy bra (post breast surgery bra)	3	118	8	8.563
62129019	Braces, suspenders, garters and similar articles and parts thereof, whether or not knitted or crocheted, of cotton	1	1	12	12
62160099	Gloves, mittens and mitts, of other textile materials (other than of wool or fine animal hair and cotton)	1	3	1	5
62171090	Other made up clothing accessories, other than those of heading 6212; other than judo belts	1	1	3	3
63049900	Other furnishing articles, excluding those of heading 9404; not knitted or crocheted, of other textile materials (other than of cotton)	2	2	4	4
63079080	Laces for shoes, boots, corsets and the like	135	139	1.919	4.187
64039990	Footwear with outer soles of rubber, plastics and uppers of leather; other than covering the ankle; other than those of HS 64039910 -	11	29	1.006	1.852
64041990	Footwear with outer soles of rubber or plastics; other than sports footwear; other than incorporating a protective toe-cap	—	6	—	284
64042000	Footwear with outer soles of leather or composition leather and uppers of textile materials	11	18	1.434	1.770
64061090	Uppers and parts thereof, other than stiffeners; other than metal toe-cap	—	2	—	7
67030000	Human hair, dressed, thinned, bleached or otherwise worked; wool	—	142	—	778
67041100	Complete wigs; of synthetic textiles materials	1	59	15	1.255
67041900	False beards, eyebrows and eyelashes, switches and the like; of synthetic textiles materials	—	1	—	1
67042000	Wigs, false beards, eyebrows and eyelashes, switches and the like; of	—	1	—	572
68041000	Millstones and grindstones for milling, grinding or pulping	—	64	—	5.387
69111000	Tableware and kitchenware, of porcelain or china	354	864	3.514	12.582
69119000	Other household articles and toilet articles, of porcelain or china	30	30	140	140
69120000	Ceramic tableware, kitchenware, other household articles and toilet articles, other than of porcelain or china	105	164	1.495	2.335
70181090	Imitation pearls, imitation precious or semi-precious stones and similar glass smallwares	—	2	—	60
71131190	Articles of silver jewellery other than its parts, whether or not plated or clad with precious metal	26	26	3.833	3.833
72039000	Ferrous products obtained by other spongy ferrous products, in lumps, pellets or similar forms; iron having a minimum purity by weight of 99.94 %, in lumps, pellets or similar forms	1	1	1	1
72102010	Flat-rolled products of iron or non-alloy steel, of a width $\geq$ 600 mm, clad, plated or coated with lead, including terne-plate; containing by weight $\geq$ 0.6 % of carbon	—	16.844	—	43.437
72210000	Bars and rods, hot-rolled, in irregularly wound coils, of stainless steel	—	15.462	—	89.680
72222090	Bars and rods, not further worked than cold-formed or cold-finished; other than of circular cross-section	—	53.022	—	260.000
72223090	Other bars and rods of stainless steel; other than not further worked than hot-rolled or cold-formed; other than of circular cross-section	—	905	—	13.410
73071900	Cast fittings, other than of non-malleable cast iron;	—	2.039	—	10.000
73079390	Butt welding fittings of iron or steel; other than of stainless steel; having an internal diameter of not less than 15 cm	—	668	—	9.084

H S	Uraian Komoditi	Berat Bersih (kg)		Nilai CIF (US\$)	
		Maret 2024	Jan-Mar 2024	Maret 2024	Jan-Mar 2024
	(1)	(2)	(3)	(4)	(5)
73079990	Tube/pipe fittings of iron or steel; oth than of stainless steel; other than flanges or threaded elbows, bends and sleeves or butt welding fittings; having an internal diameter of not less than 15 cm	4.500	4.500	23.790	23.790
73084090	Equipment for scaffolding, shuttering, propping or pit-propping, of iron or steel; other than prefabricated modular type joined by shear connectors	74.126	2.251.157	108.735	22.181.554
73089099	Plates, rods, angles, shapes, sections, tubes and the like, prepared for use in structures, of iron or steel	—	35.610	—	74.417
73129000	Plaited bands, slings and the like, of iron or steel, not electrically insulated	—	2.196	—	14.668
73181690	Threaded articles; nuts, whether or not with their nuts or washers, having a shank of an external diameter exceeding 16 mm	828	828	6.746	6.746
73182990	Non-threaded articles; having a shank of an external diameter exceeding 16 mm; other than those of subheading 731821 - 731824	—	2.080	—	10.200
73261900	Other articles of iron or steel, other than grinding balls and similar articles for mills, forged or stamped but not further worked	—	540	—	5.527
73269099	Other articles of iron or steel, n.e.c. in heading 7326	411.658	1.252.264	442.553	1.568.874
76042190	Other hollow profiles of aluminium alloys	54.330	54.330	160.493	160.493
76061110	Aluminium plates, sheets and strip, of a thickness exceeding 0.2 mm; rectangular (including square) plain or figured by rolling or pressing,	66	66	4.030	4.030
80030010	Tin bars and rods for soldering	2.000	2.000	63.770	63.770
80030090	Tin profiles and wire	40	40	1.952	1.952
81110010	Waste and scrap; of manganese	—	4.000	—	12.000
82079000	Screw driving, interchangeable tools	—	55	—	178
83022090	Castors with mounting of base metal of a diameter (including tyres) exceeding 250 mm	—	74.517	—	196.891
83089090	Clasps, frames with clasps, buckles, buckle-clasps; of base metal	4	4	107	107
83099070	Other caps for cans; of base metal	19.319	37.685	64.779	112.977
83112090	Cored wire for electric arc-welding made of base metal other than alloy steel	194	194	1.704	1.704
84123100	Pneumatic power engines and motors ; linear acting (cylinder)	2	2	129	129
84129090	Parts otherthan	—	13.467	—	43.480
84139120	Part ; Of pumps of subheadings 84132020 and 84132090	—	13.875	—	40.127
84161000	Furnace burners for liquid fuel	—	13	—	270
84199022	Parts Of instantaneous gas water heaters, household type ; of non-electrically operated articles	—	19.997	—	4.758
84199029	Parts Of non-electrically operated articles ; otherthan of instantaneous gas water heaters, household type	—	1	—	14
84212319	Machinery of heading 8429 or 8430 ; otherthan oil filter	3	3	225	225
84219929	Part other Filtering cartridges for filters of subheading 842123 ; otherthan subheading 84212311 or 84212321	11	11	500	500
84253900	Winches ; capstans ; otherthan Powered by electric motor	—	1.275.947	—	3.007.760
84254290	Other Jacks and hoists ; hydraulic otherthan of a kind used in tipping mechanisms for lorries	—	7.122	—	14.883
84295200	Mechanical shovels ; excavators ; Machinery with a 360o revolving superstructure	209.236	209.236	2.028.211	2.028.211
84312090	Machinery of heading 8427; otherthan subheading 842710 or 842720	—	1.422	—	6.975
84313990	Machinery of heading 8428 other	—	600	—	47.822
84314990	Oth parts suitable use of oth moving, grading, levelling,scraping, excavating, tamping, compacting	—	103	—	738
84399900	Parts of machinery for making or finishing paper or paperboard	14	31	13.074	24.677
84431900	Printing machinery; used for printing by means of plates, cylinders	63	63	2.104	2.104
84433191	Combination printer-copier-scanner-facsimile machines	12.752	12.752	248.352	248.352
84433219	Non-colour dot matrix printers	297	297	9.869	9.869
84439100	Parts and accessories of printing machinery used for printing by means of plates, cylinders and other printing components of heading 8442	104.259	104.342	2.707.042	2.709.367
84439990	Parts and accessories of other printing machinery	13	13	787	787
84454010	Electrically operated machines for winding or reeling textile	2	4	167	269
84483100	Card clothing	60	60	822	822
84483900	Combs, extruding nipples, shuttles, healds and heald-frames, hosiery	2	6	343	955

H S	Uraian Komoditi	Berat Bersih (kg)		Nilai CIF (US\$)	
		Maret 2024	Jan-Mar 2024	Maret 2024	Jan-Mar 2024
	(1)	(2)	(3)	(4)	(5)
84485900	Parts and accessories of machines of heading 8447 or of their auxiliary machinery other than sinkers, needles and other articles used in forming stitches	184	184	2.773	2.773
84539000	Parts of machinery of subheading 8453	—	12	—	265
84669400	Machine-tools; parts and accessories, for the machines of heading no. 8462 or 8463, n.e.c. in heading no. 8466	—	17	—	4.048
84671900	Tools for working in the hand pneumatic other rotary tipe (including combined rotary-percussion)	39	39	839	839
84779010	Parts of machine for working rubber/products from rubber, electrically operated	102	102	1.174	1.174
84779039	Parts of electric machine for working plastic&productsoth than lamination presses for manufacture of PCB/PWB	—	6	—	880
84798970	Non-electrically operated automatic service-vending machines	251	2.879	2.432	81.504
84807190	Other moulds for rubber plastics, injections types	614	1.596	1.742	4.735
84807990	Other moulds for rubber plastics, not injections types	423	423	29.090	29.090
84819090	Other valve cores of inner tube or tubeless tyre valves	—	46	—	30.679
84821000	Ball bearings	1.806	1.806	35.452	35.452
84829900	Parts of ball/roller bearings; other than balls, needles and rollers	18	19	536	539
84833090	Bearing housings, not incorporating ball or roller bearings; plain shaft bearings; other than for engines of vehicles of Chapter 87	9	9	584	584
84836000	Clutches and shaft couplings (including universal joints)	1	1	52	52
85022010	Generating sets with spark-ignition internal combustion piston engines ; of an output not exceeding 75 kVA	—	1.068	—	2.232
85042111	Instrument transformers with a power handling capacity <= 1 kVA and of a high side voltage of 110 kV or more; liquid dielectric	13	13	148	148
85043192	Other matching transformers parts and accessories of machines for sawing monocrystal semiconductor boules into slices, or wafers into chips	1	1	239	239
85043424	Other transformers of a high side voltage of 66 kV or more ; otherthan matching transformers ; explosion proof dry type	4	4	443	443
85044090	Other static converters other than of subheading 85044011, 85044019, 85044020, 85044030, 85044040	—	5	—	1.197
85045010	Inductors for power supplies for automatic data processing machines and units thereof, and for telecommunications apparatus	—	171	—	31.749
85045020	Chip type fixed inductors	353	713	36.659	83.431
85049020	Printed circuit assemblies for the goods of subheading 85044011, 85044019 or 85045010	—	14	—	178
85049090	Other parts of electrical transformers, static converters and inductors	64	299	14.042	44.604
85065000	Primary cells and primary batteries; lithium	541	867	26.364	38.476
85123010	Horns and sirens, assembled	4	4	251	251
85159029	Parts of machines and apparatus for soldering components on printed circuit boards/printed wiring boards; other than parts of wave soldering machines	15	15	1.018	1.018
85182210	Multiple loudspeakers, mounted in the same enclosure; box speaker type	—	404	—	7.142
85182920	Loudspeakers, without enclosure, having a frequency range of 300 Hz to 3,400 Hz, with a diameter not exceeding 50 mm, for telecommunication use	4	4	566	566
85182990	Loudspeakers, without enclosure, having a frequency range of 300 Hz to 3,400 Hz, with a diameter exceeding 50 mm, for telecommunication use	1	1	267	267
85185010	Electric sound amplifier sets; having a power rating of 240 W or more	—	270	—	6.921
85189090	Other parts of microphones&stands therefor; loudspeakers; headphones&earphones, and sets consisting of a	10	14	873	1.746
85234916	Other, of a kind suitable for cinematography parts and accessories of machines for sawing monocrystal semiconductor boules into slices, or wafers into chips	—	1	—	1
85249100	Flat panel display modules of liquid crystals, whether or not incorporating touch-sensitive screens; with drivers or control circuits	926	926	16.400	16.400
85258910	Video camera recorders; other than high-speed goods & radiation-hardened or radiation-tolerant goods & night vision goods as specified in Subheading Note 1-3 to this Chapter	—	626	—	246.127
85299091	Parts for television receivers other than aerial and PCB	1	1	2	2



H S	Uraian Komoditi	Berat Bersih (kg)		Nilai CIF (US\$)	
		Maret 2024	Jan-Mar 2024	Maret 2024	Jan-Mar 2024
	(1)	(2)	(3)	(4)	(5)
85299099	Parts suitable for use solely or principally with the apparatus of headings 8524 to 8528; other than aerials and PCB, not for television receivers or flat panel display	5.589	5.589	384.939	384.939
85322100	Tantalum capacitors	16	23	7.005	8.217
85322200	Aluminium electrolytic capacitors	603	778	43.951	62.706
85322400	Ceramic dielectric, multilayer capacitors	4	18	1.081	7.823
85322900	Electrical capacitors, fixed, other than tantalum or aluminium electrolytic or ceramic dielectric or dielectric of paper/plastics	1	13	827	2.475
85331090	Electrical resistors, fixed carbon, composition or film type; non surface mounted	—	36	—	3.803
85332100	Electrical resistors, fixed non carbon resistors; for a power handling capacity ? 20 W	—	3	—	296
85332900	Electrical resistors, fixed non carbon resistors; for a power handling capacity > 20 W	8	10	442	489
85334000	Variable resistors other than wirewound, including rheostats and	190	220	16.863	20.915
85340090	Printed circuits, other than single/double-sided or multi-layer	3	3	277	277
85359090	Electrical apparatus for switching or protecting electrical circuits, or for making connections to or in electrical circuits, for a voltage > 1,000 volts, not elsewhere classified in heading 8535	25	25	841	841
85362019	Automatic circuit breakers, moulded case type, for a voltage ? 1,000 volts and current > 1,000 A	—	201	—	41.253
85363090	Electrical apparatus for protecting electrical circuits oth than fuses or auto circuit breakers; except lighting arresters or of a kind used in radio equipment/in electric fans; voltage ?1,000 volts	3	3	617	617
85364191	Semiconductor or electro-magnetic relays of voltage ? 28 V	175	478	6.838	18.801
85364990	Relay other than digital; for a voltage exceeding 60 V but not exceeding 1,000 V	1	2	3	50
85365096	Electrical apparatus for switching or protecting electrical circuits n.e.c. in subheading 853650, voltage ? 1,000 V & current < 16 A, not suitable for use in electric fans & starting motors	7	22	497	944
85365099	Electrical apparatus for switching or protecting electrical circuits n.e.c. in subheading 853650, voltage ? 1,000 V & current ? 16 A, not suitable for use in electric fans & starting motors	1	2	520	536
85366999	Plugs and sockets not for telephone or television or radio receivers or co-axial cables and printed circuits; for a current of ? 16 A and voltage ? 1,000 volts	42	42	4.800	4.800
85367090	Connectors for optical fibres, optical fibre bundles or cables, of other than ceramics or copper, for a voltage not exceeding 1,000 volts	31	31	1.493	1.493
85369012	Connection and contact elements for wires and cables; contact probes for wafer, for a current of less than 16 A and voltage not exceeding 1,000 volts	9	37	538	1.435
85369019	Connection and contact elements for wires and cables; contact probes for wafer, for a current of 16 A or more and voltage not exceeding 1,000 volts	25	25	1.502	1.502
85369039	Cable connectors consisting of a jack plug, terminal with or without pin, connector, or adaptor for co-axial cable, for a current of 16 A or more and voltage not exceeding 1,000 volts;	21	29	1.662	2.069
85369094	Electrical apparatus for making connections to or in electrical circuits not elsewhere clasified in 8536, for a current < 16 A and voltage ? 1,000 volts	208	704	7.180	23.428
85369099	Electrical apparatus for making connections to or in electrical circuits not elsewhere spesified in 8536, for a current ? 16 A and voltage ? 1,000 volts	427	3.764	22.028	32.801
85371040	Motor controllers with output rating of 24 V to 120 V DC and with ampere rating of 300 A to 500 A, voltage ? 1,000 V	1	4	564	1.209
85371099	Board, panel, console, desk, cabinet oth than switchboard & control panel/distribution board/programmable logic controller/motor	1	1	192	192
85411000	Diodes, other than photosensitive or light-emitting diodes (LED)	10	10	1.736	1.736
85414100	Light-emitting diodes (LED), whether or not assembled with other light-emitting diodes (LED)	9	9	11.070	11.070
85414900	Photosensitive semiconductor devices, other than LED and photovoltaic cells whether or not assembled in modules or made up into panels	—	1	—	14
85416000	Mounted piezo-electric crystals	101	144	337.071	364.364

H S	Uraian Komoditi	Berat Bersih (kg)		Nilai CIF (US\$)	
		Maret 2024	Jan-Mar 2024	Maret 2024	Jan-Mar 2024
	(1)	(2)	(3)	(4)	(5)
85423100	Electronic integrated circuits: processors and controllers, whether or not combined with memories, converters, logic circuits, amplifiers, clock and timing circuits, or other circuits	1	4	358	23.779
85423900	Electronic integrated circuits other than processors and controllers or memories or amplifiers	—	3	—	4.528
85429000	Part of electronic integrated circuits	—	1	—	10
85437021	Cordless infrared remote control devices for video game consoles, other than game controllers of heading 9504	858	858	106.581	106.581
85437029	Remote control apparatus, other than radio remote control apparatus; other than cordless infrared remote control devices for video game consoles, excluding game controllers of heading 9504	9	9	106	106
85441190	Winding wire of copper without an outer coating or covering of paper, textiles or PVC, lacquer, and enamel	3.729	3.765	197.212	201.874
85441900	Winding wire of other than copper	184	184	11.265	11.265
85442029	Insulated cable not fitted other than with rubber or plastics, for a voltage not exceeding 66 kV	5	12	422	1.044
85442039	Insulated cable fitted other than with rubber or plastics, for a voltage exceeding 66 kV	5	5	1.160	1.160
85443013	Wiring harnesses for motor vehicles, insulated with rubber or plastics, of a kind not used for vehicles of heading 8702, 8703, 8704	314	337	16.762	18.017
85443019	Wiring harnesses for motor vehicles, insulated other than with rubber or plastics, of a kind used not for vehicles of heading 8702, 8703, 8704 or 8711	402	402	20.187	20.187
85443099	Ignition wiring sets and other wiring sets of a kind used in vehicles other than motor vehicles, aircraft, ships; insulated not with rubber or plastics	237	929	12.006	14.383
85444219	Electric conductors, fitted with connectors, used for telecommunications, voltage ? 80 V; not insulated with rubber, plastics or paper; other than submarine telephone/telegraph/radio relay cables	1	1	1.004	1.004
85444299	Electric conductors, fitted with connectors; voltage ? 1,000 V; not used for telecommunications other than battery cables	1.186	2.328	68.863	127.953
86090010	Containers of base metal (including containers for the transport of fluids) specially designed and equipped for carriage by one or more modes of transport	—	3.707	—	8.662
87082100	Safety seat belts; for vehicles of headings 8701 to 8705	—	3.360	—	30.851
87082230	Front windscreens (windshields), rear windows and other windows specified in subheading note 1 to this chapter; for vehicles of heading 8702, 8704 or 8705	—	9	—	230
87084026	Gear boxes, assembled; for vehicles of heading 8703	—	1.454	—	21.346
87085026	Drive-axles with differential, whether or not provided with other transmission components, and non-driving axles; assembled; for vehicles of heading 8703	—	18	—	600
87089199	Parts of radiators; for vehicles of heading 8705 and subheading 870410	14	14	733	733
88073000	Parts of aeroplanes, helicopters or unmanned aircraft; other than under-carriages, propellers, rotors, and parts thereof	2	2	1.448	1.448
90015000	Spectacle lenses of materials other than glass	15	15	657	657
90021100	Objective lenses; for cameras, projectors or photographic enlargers or reducers	—	1.090	—	281.550
90029030	Optical elements, mounted, of any material (excluding elements of glass not optically worked); for cinematographic cameras, photographic cameras and other projectors; n.e.c. in heading 9002	383	383	269.767	269.767
90041000	Sunglasses	2	2	400	400
90069110	Parts and accessories; for laser photoplotters of subheading 90065921	—	1.066	—	234.271
90261090	Instruments and apparatus for measuring or checking the flow or level of liquids, other than level gauges for motor vehicles	4	4	2.473	2.473
90268000	Instruments & apparatus for measuring/checking the variables of liquids/gases (e.g. flow meters, manometers, heat meters), excl. those of heading 9014, 9015, 9028 or 9032, n.e.c. in heading 9026	176	176	10.436	10.436
90271000	Gas or smoke analysis apparatus	4	22	3.392	12.349

Lanjutan Tabel 2.10

H S	Uraian Komoditi	Berat Bersih (kg)		Nilai CIF (US\$)	
		Maret 2024	Jan-Mar 2024	Maret 2024	Jan-Mar 2024
(1)		(2)	(3)	(4)	(5)
90278990	Instruments & apparatus for physical/chemical analysis, for measuring viscosity, porosity, expansion, surface tension etc., or for measuring quantities of heat, sound/light; n.e.c. in heading 9027	6	12	3.358	6.884
90283010	Kilowatt-hour meters	1.327	1.571	60.721	65.657
90289090	Parts and accessories of gas, liquid or electricity supply or production meters, other than water meter housings or bodies	3	3	623	623
90291090	Revolution counters, production counters, mileometers, pedometers and the like, other than taximeters	2	3	64	79
90303390	Instruments & apparatus, for measuring/checking voltage, current, resistance/power (oth than those for measuring/checking semiconductor wafers/devices); w/o a recording device, n.e.c. in heading 9030	—	16	—	5.996
90312000	Test benches	100	100	87	87
90318090	Non optical measing or checking instruments, appliances and machines, other than cable testers	—	39	—	3.690
90319090	parts and accessories, not elsewhere clasified in subheading 903190	—	6	—	1.084
90328990	Automatic regulating or controlling instruments and apparatus, not elsewhere clasified in subheading 903289, non electrically operated	1	6	47	442
91061000	Time-registers; time-recorders	2	7	33	179
92029000	String musical instruments (for example, guitars, violins, harps), played with other than a bow	21	21	312	312
92071000	Keyboard instruments, other than accordions, the sound of which is produced, or must be amplified, electrically (for example, organs, guitars)	342	1.146	4.063	24.176
92079000	Musical instruments excluding keyboard instrument, other than accordions; the sound of which is produced, or must be amplified, electrically (for example, organs, guitars, accordions)	3.463	6.795	10.624	119.427
92099400	Parts and accessories for the musical instruments, the sound of which is produced, or must be amplified, electrically (for example, organs, guitars, accordions)	1	1	578	578
92099900	Metronomes, tuning forks and pitch pipes of all kinds; Of watches; Parts and accessories for pianos	585	585	1.915	1.915
94016990	Seats, with wooden frames ; With backrest and/or the seat made of other than rattan	27.551	27.551	141.204	141.204
94033000	Wooden furniture of a kind used in offices	—	6.173	—	34.183
94036090	Wooden firniture other than fume cupboards of wood, not used in	18.301	18.301	111.699	111.699
94069040	Prefabricated buildings other than greenhouses fitted with mechanical or thermal equipment, of cement, of concrete or of	—	13.936	—	32.571
95030040	Reduced size ("scale") models and similar recreational models, working or not	15	16	152	155
96062100	Buttons; of plastics, not covered with textile material	1	1	26	26
96071900	Slide fasteners; not fitted with chain scoops of base metal	5	5	10	10
96162000	Powder-puffs and pads for the application of cosmetics or toilet preparations	8	8	725	725
<b>Total Re-Import</b>		<b>7.725.357</b>	<b>19.773.741</b>	<b>12.478.138</b>	<b>46.817.427</b>

Tabel 2.11 Impor Kawasan Berikat Menurut Golongan Barang 2 Dijit HS, Januari–Maret 2024

HS	Uraian golongan barang	Berat Bersih (kg)		Nilai CIF (US\$)	
		Maret 2024	Jan–Mar 2024	Maret 2024	Jan–Mar 2024
	(1)	(2)	(3)	(4)	(5)
01	Binatang hidup	297	297	2.201	2.201
02	Daging hewan	–	24.811	–	64.048
03	Ikan, krustasea, dan moluska	2.782.592	8.270.777	10.472.396	28.041.808
04	Susu, mentega, dan telur	491.159	773.902	551.587	866.062
05	Produk hewani	37.375	138.774	2.011.564	7.292.948
06	Pohon hidup dan bunga potong	230	775	3.044	6.206
07	Sayuran	184.918	1.444.433	194.873	1.615.824
08	Buah-buahan	236.074	1.281.647	475.874	2.772.916
09	Kopi, teh, dan rempah-rempah	1.688.641	5.727.159	11.420.810	36.673.376
10	Serealia	53.324.000	105.266.000	15.094.293	30.077.238
11	Hasil penggilingan	4.650.000	12.715.228	2.375.454	6.578.047
12	Biji dan buah mengandung minyak	527.523	3.867.647	608.274	4.116.837
13	Lak, getah, dan damar	29.027	42.892	133.152	304.441
14	Bahan anyaman nabati	39.124	273.915	89.131	426.107
15	Lemak dan minyak hewani/nabati	13.153.140	23.276.540	14.692.446	25.857.584
16	Olahan dari daging, ikan, krustasea, dan moluska	80.090	1.030.838	825.067	3.247.956
17	Gula dan kembang gula	271.320.419	925.956.239	163.456.919	557.590.404
18	Kakao dan olahannya	5.608.789	25.877.873	22.695.494	92.256.880
19	Olahan dari tepung	558.421	1.473.904	1.206.372	3.349.086
20	Olahan dari sayuran, buah, dan kacang	800.746	2.800.058	593.618	4.660.138
21	Berbagai makanan olahan	1.555.380	5.950.371	1.208.291	5.665.286
22	Minuman, alkohol, dan cuka	2.583.904	5.907.189	2.073.363	4.382.785
23	Ampas dan sisa industri makanan	1.701.000	3.101.010	1.897.187	3.099.430
24	Tembakau dan rokok	60.175.314	69.193.947	25.876.114	107.399.044
25	Garam, belerang, batu, dan semen	204.392.760	914.980.465	17.918.785	64.538.072
26	Bijih logam, terak, dan abu	1.036.591.572	2.699.158.887	135.221.574	373.178.105
27	Bahan bakar mineral	1.428.546.860	4.327.086.217	416.257.316	1.348.746.355
28	Bahan kimia anorganik	171.529.577	709.779.675	56.758.489	194.779.726
29	Bahan kimia organik	101.550.043	412.497.806	77.995.664	300.915.919
30	Produk farmasi	2.208	6.919	419.240	940.010
31	Pupuk	11.707.628	14.818.819	3.841.661	5.143.961
32	Sari bahan samak dan celup	4.899.463	14.877.164	26.301.198	76.169.018
33	Minyak atsiri, wewangian, dan kosmetik	118.176	985.624	2.972.908	6.558.722
34	Sabun dan preparat pembersih	5.824.339	12.075.699	9.196.902	25.007.450
35	Perekat dan enzim	2.166.975	6.237.555	5.061.019	15.599.054
36	Bahan peledak, korek api, dan kembang api	55.473	81.922	1.609.170	2.568.484
37	Barang fotografi atau sinematografi	7.897	18.969	117.235	317.639
38	Berbagai produk kimia	37.820.558	148.232.587	48.160.807	174.098.027
39	Plastik dan barang dari plastik	70.760.634	250.275.295	169.793.108	541.759.648
40	Karet dan barang dari karet	21.346.591	81.002.884	61.544.040	261.219.247
41	Jangat dan kulit mentah/samak	3.077.593	9.121.850	35.568.893	110.663.009
42	Barang dari kulit samak	500.875	2.538.283	2.474.883	9.864.416
43	Kulit berbulu, bulu tiruan, dan barang daripadanya	2.414	7.546	190.050	386.120
44	Kayu dan barang dari kayu	99.586.122	168.617.419	18.252.498	47.921.730
45	Gabus dan barang dari gabus	70.096	183.604	388.051	1.455.345
46	Barang anyaman	–	1.479	–	13.585
47	Pulp dari kayu	44.994.617	95.263.582	37.838.844	75.898.481
48	Kertas, karton, dan barang daripadanya	17.333.672	63.665.023	33.414.488	105.277.175
49	Produk industri percetakan	249.372	715.938	5.008.987	13.525.653
50	Sutra	566	13.928	53.270	408.766
51	Wol, bulu hewan halus atau kasar	181.829	500.505	5.502.323	13.877.213
52	Kapas	15.813.713	47.539.020	64.346.299	211.783.262
53	Serat tekstil nabati lainnya	146.841	2.063.853	1.376.629	27.691.782
54	Filamen buatan	10.336.706	37.414.639	59.234.958	207.541.891
55	Serat stapel buatan	8.355.988	30.635.502	30.505.238	121.676.613
56	Kain kempa, benang khusus, dan benang pintal	3.286.786	10.334.099	22.982.119	73.079.218
57	Karpet dan tekstil penutup lantai lainnya	71.707	234.203	326.825	885.868
58	Kain tenunan khusus	1.209.730	4.054.460	22.175.367	69.042.296
59	Kain tekstil dilapisi atau dilaminasi	4.051.122	12.469.936	36.767.981	113.825.852
60	Kain rajutan	11.925.766	38.076.121	102.573.951	329.325.324
61	Pakaian dan aksesorinya (rajutan)	253.849	1.477.769	2.910.535	8.240.352
62	Pakaian dan aksesorinya (bukan rajutan)	134.999	624.780	3.018.445	13.064.553
63	Barang tekstil jadi lainnya	335.830	1.649.590	2.220.140	8.734.509
64	Alas kaki	2.242.753	7.933.823	30.199.793	95.684.358
65	Tutup kepala dan bagiannya	40.456	106.317	551.961	1.651.544
66	Payung, tongkat, dan bagiannya	41.415	155.270	60.878	181.444
67	Barang dari bulu unggas, bunga artifisial, dan wig	26.118	112.150	1.496.884	3.416.125

HS	Uraian golongan barang	Berat Bersih (kg)		Nilai CIF (US\$)	
		Maret 2024	Jan-Mar 2024	Maret 2024	Jan-Mar 2024
	(1)	(2)	(3)	(4)	(5)
68	Barang dari batu, semen, asbes, atau mika	6.904.452	23.665.406	6.258.097	20.658.134
69	Produk keramik	8.760.081	32.542.280	6.898.048	23.192.810
70	Kaca dan barang dari kaca	2.678.423	29.776.293	3.450.044	24.576.902
71	Logam mulia dan perhiasan/permata	30.983	73.305	18.255.817	48.226.044
72	Besi dan baja	227.849.614	944.329.687	247.707.213	929.492.751
73	Barang dari besi dan baja	34.669.398	180.881.472	76.239.518	425.547.605
74	Tembaga dan barang daripadanya	10.500.158	26.267.213	68.870.822	179.864.014
75	Nikel dan barang daripadanya	114.665	368.722	3.065.367	10.679.563
76	Aluminium dan barang daripadanya	6.590.932	22.374.294	26.691.474	88.666.914
78	Timbal dan barang daripadanya	120.011	347.585	306.125	1.134.059
79	Seng dan barang daripadanya	3.515.620	11.464.789	9.982.459	32.524.236
80	Timah dan barang daripadanya	25.442	180.855	1.069.850	5.904.768
81	Logam tidak mulia lainnya	121.729	249.734	4.767.138	12.231.842
82	Perkakas dan peralatan dari logam tidak mulia	1.069.080	2.817.681	5.338.874	17.630.121
83	Berbagai barang logam tidak mulia	4.918.617	14.800.536	19.544.504	59.747.854
84	Mesin/peralatan mekanis dan bagiannya	40.061.462	142.813.617	400.500.374	1.473.336.974
85	Mesin/perengkapan elektrik dan bagiannya	35.143.167	110.070.650	625.861.074	2.133.753.006
86	Kereta api, trem, dan bagiannya	51.460	217.417	1.351.181	2.703.226
87	Kendaraan dan bagiannya	3.559.776	12.485.886	28.314.331	130.709.402
88	Kendaraan udara dan bagiannya	5.811	23.646	4.678.518	18.568.809
89	Kapal, perahu, dan struktur terapung	97.336	637.288	517.615	7.319.181
90	Instrumen optik, fotografi, sinematografi, dan medis	803.256	2.522.338	29.082.274	94.284.270
91	Jam dan arloji serta bagiannya	26.528	52.665	393.278	715.928
92	Instrumen musik dan bagiannya	320.153	1.471.583	6.510.543	26.477.481
93	Senjata dan amunisi serta bagiannya	30	259	1.800	126.505
94	Perabotan, lampu, dan alat penerangan	2.773.274	9.237.101	7.797.758	23.002.366
95	Mainan, permainan dan keperluan olahraga	764.100	1.329.639	1.427.678	5.399.904
96	Berbagai barang buatan pabrik	1.389.886	3.966.739	16.054.018	47.709.770
97	Karya seni, barang kolektor, dan barang antik	3.215	41.015	9.301	792.937
98	Ketentuan khusus untuk industri alat transportasi	20.213	207.891	154.805	544.210
99	Piranti lunak, barang digital dan barang kiriman	25	27	7.016	18.019
<b>Total Impor Kawasan Berikat</b>		<b>4.135.588.749</b>	<b>12.907.241.015</b>	<b>3.451.673.844</b>	<b>11.828.542.178</b>

Tabel 2.12 Impor Kawasan Berikat Menurut Golongan Barang SITC, Januari–Maret 2024

SITC	Uraian golongan barang/ <i>Group description</i>	Berat Bersih (kg)		Nilai CIF (US\$)	
		Maret 2024	Jan–Mar 2024	Februari 2024	Jan–Feb 2024
(1)	(2)	(3)	(4)	(5)	(6)
<b>A. Golongan Barang SITC 1 dijit</b>					
0	Food and Live Animals	339.916.875	1.089.005.673	230.129.050	770.165.227
1	Beverages and Tobacco	62.631.502	74.832.973	23.219.433	102.080.614
2	Crude Materials, Inedible	1.439.099.843	4.002.176.332	291.640.155	806.000.457
3	Mineral Fuels, Lubricants, etc.	1.428.546.860	4.326.653.889	416.257.316	1.348.282.080
4	Animal & Vegetable Oils/Fats	13.152.316	22.875.599	14.684.028	25.727.130
5	Chemicals	332.094.049	1.377.525.783	342.412.983	1.147.653.707
6	Manufactured Goods	424.328.654	1.686.444.580	910.637.973	3.332.233.794
7	Machinery and Transportation Equipments	78.849.965	266.458.847	1.059.055.288	3.747.533.748
8	Miscellaneous Manufactured Articles	16.960.278	61.246.664	154.412.974	522.936.729
9	Special Commodities and Transaction	8.407	20.675	9.224.644	25.928.692
<b>B. Golongan Barang SITC 2 dijit</b>					
00	Live animal for food	297	297	2.201	2.201
01	Meat and meat preparations	6.240	31.051	11.045	75.093
02	Dairy product and eggs	491.159	773.902	551.587	866.062
03	Fish, crustaceans, molluscs and their preparations	2.856.442	9.295.375	11.286.418	31.278.719
04	Cereals and cereal preparations	53.751.188	106.234.703	16.016.595	32.409.664
05	Fruits and vegetables	784.938	5.509.561	1.249.811	9.144.039
06	Sugar, sugar preparations, and honey	271.320.419	925.956.239	163.456.919	557.590.404
07	Coffee, tea, cocoa, and spices	7.307.665	31.697.646	34.148.924	129.415.411
08	Feeding stuff for animals	1.701.525	3.101.880	1.913.087	3.125.680
09	Miscellaneous food preparations	1.697.002	6.405.019	1.492.463	6.257.954
11	Beverages	2.577.867	5.895.473	2.023.543	4.312.743
12	Tobacco and tobacco manufactured	60.053.635	68.937.500	21.195.890	97.767.871
21	Hides, skins and furskins	—	9.754	—	134.369
22	Oil seeds, nuts, and kernels	518.200	3.334.136	440.080	2.739.279
23	Crude rubber	12.212.041	38.750.531	26.307.940	80.493.806
24	Wood, lumber, and cork	90.684.092	142.378.875	11.304.430	24.368.568
25	Pulp and waste paper	44.994.617	95.263.582	37.838.844	75.898.481
26	Textile fibres and their waste	17.189.011	54.664.784	34.867.706	116.854.147
27	Crude fertilizers and crude minerals	180.246.069	1.054.904.715	20.189.671	94.378.032
28	Metalliferous ores and metal scraps	1.093.141.259	2.611.898.382	158.302.299	401.877.400
29	Crude animals and vegetable materials, nes	114.554	971.573	2.389.185	9.256.375
32	Coal, coke, and briquettes	1.110.247.248	3.466.862.418	214.460.890	741.328.038
33	Petroleum and petroleum products	318.293.732	859.768.018	201.781.725	606.813.126
34	Gas; natural and manufactured	5.880	23.453	14.701	140.916
42	Fixed vegetable oils/fats	13.152.309	22.860.939	14.684.027	25.664.868
43	Animal vegetable oils/fats	7	14.660	1	62.262
51	Organic chemicals	102.224.705	413.954.249	76.707.704	293.789.642
52	Inorganic chemicals	117.831.276	584.033.248	35.763.506	146.556.113
53	Dyeing, tanning, and colouring materials	5.060.159	15.154.147	26.032.865	72.559.825
54	Medical and pharmaceutical products	31.717	102.355	2.676.546	10.415.650
55	Essential oils and perfumery materials	2.058.972	6.691.260	9.271.137	22.681.666
56	Manufactured fertilizers	11.707.628	14.818.819	3.841.661	5.143.961
57	Plastics in primary forms	55.844.826	195.057.139	94.544.396	288.762.514
58	Plastics in non-primary forms	8.160.110	28.761.815	40.655.454	127.171.347
59	Chemical materials and its products, nes	29.174.656	118.952.751	52.919.714	180.572.989
61	Leather, leather med, nes	3.114.087	9.201.881	36.032.559	111.893.164
62	Rubber manufactured, nes	9.113.251	42.121.856	35.039.377	179.900.197
63	Wood and cork manufactured	8.972.126	26.422.148	7.336.119	25.008.507
64	Paper, paperboard, and manufactured thereof	16.972.710	62.268.997	26.716.340	85.217.853
65	Textile yarns, fabrics, and their products	38.641.336	130.697.512	313.563.867	1.062.001.773
66	Non metallic minerals manufactured	60.910.965	226.034.519	29.344.807	109.629.213
67	Iron and steel	247.773.098	1.039.595.447	295.959.100	1.144.158.277
68	Non ferrous metals	17.922.807	48.796.955	101.187.445	285.111.547
69	Manufactured of metal, nes	20.908.274	101.305.265	65.458.359	329.313.263
71	Power generating machine and equipments	8.398.425	31.529.859	117.045.855	428.903.383
72	Machinery specialized for particular industry	10.931.677	42.998.770	124.627.577	457.157.361
73	Metalworking machinery	1.805.181	4.766.971	11.601.824	39.967.518

SITC	Uraian golongan barang/ <i>Group description</i>	Berat Bersih (kg)		Nilai CIF (US\$)	
		Maret 2024	Jan-Mar 2024	Februari 2024	Jan-Feb 2024
(1)	(2)	(3)	(4)	(5)	(6)
74	General industrial machinery and equipments	23.045.718	78.400.689	168.512.383	585.566.427
75	Office machinery and automatic data processing	507.200	2.143.782	13.633.582	72.361.790
76	Telecommunication and reproducers apparatus	1.537.817	7.911.307	45.314.455	237.927.786
77	Electrical machinery and apparatus	28.905.755	85.392.472	543.462.623	1.780.002.340
78	Road vehicles	3.603.543	12.624.642	28.376.556	117.336.078
79	Other transportation equipments	114.649	690.355	6.480.433	28.311.065
81	Sanitary, plumbing, and fittings	1.410.166	3.345.320	4.609.186	9.663.679
82	Furniture	1.395.457	6.069.825	3.445.100	14.123.745
83	Traveling goods	200.621	1.886.859	1.499.518	7.007.363
84	Clothing	995.598	3.818.487	9.393.399	31.800.680
85	Footwear	2.242.753	7.933.823	30.199.793	95.684.358
87	Professional, scientific, and contractor instruments	783.373	2.413.346	25.473.536	80.659.039
88	Photographic apparatus, equipments and optics	57.936	193.619	4.169.514	13.470.760
89	Miscellaneous manufactured articles	9.874.374	35.585.385	75.622.928	270.527.105
97	Gold; non monetary	8.407	20.675	9.224.644	25.928.692
<b>C. Golongan Barang SITC 3 dijit</b>					
001	Live Animals Other Than Fish	297	297	2.201	2.201
011	Meat Of Bovine Animals Fresh, Chilled Or Frozen	—	8.981	—	23.184
012	Other Meat, Other Edible Meat Offal, Fresh, Chilled Or Frozen	—	15.830	—	40.864
017	Meat And Edible Meat Offal, Prepared Or Preserved	6.240	6.240	11.045	11.045
022	Milk,cream, And Milk Products Other Than Butter Or Cheese	491.159	773.902	551.587	866.062
034	Fish, Fresh, Chilled Or Frozen	1.915.245	5.957.239	4.709.571	14.331.679
036	Crustaceans, Molluscs, And Aquatic Invertebrates	867.347	2.313.538	5.762.825	13.710.129
037	Fish, Crustaceans, Molluscs, And Other Aquatic Invertebrates; Prepared	73.850	1.024.598	814.022	3.236.911
041	Wheat And Meslin, Unmilled	52.500.000	104.442.000	14.668.481	29.651.426
042	Rice	824.000	824.000	425.812	425.812
048	Cereal Preparations And Preparations Of Flours/starchs Of Fruit	427.188	968.703	922.302	2.332.426
054	Vegetables, Fresh, Chilled, Frozen Or Simply Preserved	184.918	1.461.357	194.873	1.737.159
056	Vegetables, Roots And Tubers, Prepared Or Preserved Nes	173.184	1.870.976	258.744	2.862.635
057	Fruit And Nut; Fresh Or Dried	236.074	1.281.627	475.874	2.772.605
058	Fruits, Preserved And Preparations	187.334	698.221	304.360	1.277.410
059	Fruit And Vegetable Juices	3.428	197.380	15.960	494.230
061	Sugar, Molasses, And Honey	271.303.636	925.892.216	163.387.608	557.271.236
062	Sugar Confectionery	16.783	64.023	69.311	319.168
071	Coffee And Coffee Substitutes	7.852	75.725	29.646	348.568
072	Cocoa	5.559.781	25.652.930	22.139.933	90.400.083
073	Chocolate And Other Food Preparations Containing Cocoa	49.008	224.943	555.561	1.856.797
074	Tea And Mate	309.221	1.134.059	321.679	1.379.429
075	Spices	1.381.803	4.609.989	11.102.105	35.430.534
081	Feeding Stuff For Animals	1.701.525	3.101.880	1.913.087	3.125.680
091	Margarine And Shortening	824	824	8.418	8.418
098	Edible Products And Preparations	1.696.178	6.404.195	1.484.045	6.249.536
111	Non-alcoholic Beverages, Nes	2.298.243	5.405.409	1.104.504	2.739.380
112	Alcoholic Beverages	279.624	490.064	919.039	1.573.363
121	Tobacco, Unmanufactured And Refused	927.634	6.424.720	8.243.636	49.557.216
122	Tobacco, Manufactured	59.126.001	62.512.780	12.952.254	48.210.655
211	Hides And Skins, Raw	—	9.754	—	134.369
222	Oil Seeds Use For Extraction Ofsoft Fixed Vegetable Oils	518.200	3.334.136	440.080	2.739.279
231	Natural Rubber Latex;natural Rubber And Similar Natural Gums	1.122.876	4.371.321	1.671.315	5.697.450
232	Synthetic Rubber Latex, Synthetic/reclaimed Rubber	11.089.165	34.379.210	24.636.625	74.796.356
244	Cork,natural,raw And Waste	1.861	4.168	73.679	158.795
245	Fuel Wood And Wood Charcoal	45	45	446	446
246	Wood In Chips Or Particles And Waste	83.133.990	119.854.229	8.173.690	11.989.974

SITC	Uraian golongan barang/ <i>Group description</i>	Berat Bersih (kg)		Nilai CIF (US\$)	
		Maret 2024	Jan-Mar 2024	Februari 2024	Jan-Feb 2024
(1)	(2)	(3)	(4)	(5)	(6)
247	Wood In The Rough Or Roughly Squared	4.604.869	10.869.864	409.833	1.076.006
248	Wood, simply Worked And Railway Sleeper Of Wood	2.943.327	11.650.569	2.646.782	11.143.347
251	Pulp And Waste Paper	44.994.617	95.263.582	37.838.844	75.898.481
263	Cotton	10.559.519	30.812.654	22.253.524	66.922.242
264	Jute And Other Textile Bast Fibres	—	50	—	938
265	Vegetable Textile Fibres, raw Or Processed; waste Of These Fibres	—	21.683	—	92.194
266	Synthetic Fibres Suitable For Spinning	4.459.060	17.160.965	7.258.979	26.859.949
267	Other Man-made Fibres Suitable For Spinning And Waste	2.143.833	6.566.207	5.035.906	21.775.790
268	Wool And Other Animal Hair	26.480	101.481	308.041	1.096.523
269	Old Clothing And Other Old Textile Articles; Rags	119	1.744	11.256	106.511
272	Fertilizers, Crude	277	72.779	11.588	124.308
273	Stone, Sand And Gravel	18.918.336	109.272.373	429.436	2.659.875
274	Sulphur And Unroasted Iron Pyrites	83.268.593	204.681.407	8.464.839	21.280.866
277	Natural Abrasives	1.286.255	4.327.697	5.472.496	13.002.555
278	Other Crude Minerals	76.772.608	736.550.459	5.811.312	57.310.428
281	Iron Ore And Concentrates	645.058.446	1.906.803.562	79.641.309	245.487.745
282	Waste And Scrap Metal Of Iron/steel	2.652.095	13.603.781	1.067.443	5.892.902
284	Nickel Ores And Concentrates	227.003.600	227.015.300	9.993.971	10.294.900
285	Aluminium Ores And Concentrates	53.698.226	125.766.084	20.992.133	48.223.438
287	Ores And Concentrates Of Basemetals	164.529.526	338.214.815	45.586.294	89.843.373
288	Non-ferrous Base Metal Waste And Scraps	199.366	494.839	1.021.149	2.131.879
289	Ores And Concentrates Of Precious Metals; Waste, scraps	—	1	—	3.163
291	Crude Animal Materials	37.375	138.774	2.011.564	7.292.948
292	Crude Vegetable Materials	77.179	832.799	377.621	1.963.427
321	Coals, Pulverized Or Not	1.078.849.678	3.068.726.938	207.706.886	649.974.825
325	Coke And Semi Coke Of Coal/lignite/peat	31.397.570	398.135.480	6.754.004	91.353.213
333	Petroleum Oil, Crude	—	4	—	340
334	Petroleum Products, Refined	315.753.842	844.188.422	200.614.330	598.763.481
335	Residual Petroleum Products, And Related Materials	2.539.890	15.579.592	1.167.395	8.049.305
342	Liquefied Propane And Butane	5.880	7.214	14.701	29.194
344	Petroleum Gases And Other Gas	—	16.239	—	111.722
421	Fixed Vegetable Fats And Oils Soft, crude, refined Or Fractioned	1.017.041	2.424.893	1.532.294	4.067.633
422	Fixed Vegetable Fats And Oils Solid, crude, refined Or Fractioned	12.135.268	20.436.046	13.151.733	21.597.235
431	Animal And Vegetable Oil; Fat Processed And Their Wax	7	14.660	1	62.262
511	Hydrocarbon And Their Halogenated, Nitrated Derivatives	19.400.833	88.013.342	19.841.534	89.019.403
512	Alcohols, phenols, phenol-alcohols And Their Halogenated	73.445.372	282.828.837	30.143.690	118.282.320
513	Carboxylic Acids, and Their Anhydrides, halides, peroxides	3.731.487	25.292.548	6.025.182	26.642.775
514	Nitrogen-function Compounds	2.245.744	7.228.411	5.104.928	17.102.254
515	Organo-inorganic And Heterocyclic Compounds	2.687.920	7.985.729	13.937.537	35.426.072
516	Other Organic Chemicals	713.349	2.605.382	1.654.833	7.316.818
522	Inorganic Chemical Elements, Oxides And Halogen Salts	113.018.032	552.903.254	31.144.976	123.479.875
523	Metallic salts And Peroxysalts	4.367.034	30.260.539	3.236.331	17.962.171
524	Other Inorganic Chemicals; chemical Compound Of Precious Metals	446.136	786.592	1.374.473	4.830.883
525	Radioactive And Associated Materials	74	82.863	7.726	283.184
531	Synthetic Organic; Colouring Matter	1.296.972	4.777.293	10.051.202	32.442.430
532	Dyeing/tanning Extracts And Synthetic Tanning Materials	25.018	231.083	85.167	1.176.046
533	Pigments, Paints, Varnishes, And Related Materials	3.738.169	10.145.771	15.896.496	38.941.349
541	Medicinal And Pharmaceutical Products	30.887	100.814	2.366.380	9.868.270
542	Medicaments, Including Veterinary Medicaments	830	1.541	310.166	547.380
551	Essential Oils, Perfumes, And Flavour Materials	108.323	946.918	2.107.651	3.709.721
553	Perfumery, Cosmetics, And Toilet Preparations	9.853	38.706	865.257	2.849.001
554	Soap, cleansing And Polishing Preparations	1.940.796	5.705.636	6.298.229	16.122.944
562	Fertilizers, Manufactured	11.707.628	14.818.819	3.841.661	5.143.961
571	Polymers Of Ethylene In Primary Forms	19.576.261	60.530.024	27.278.868	81.405.709
572	Polimers Of Styrene In Primary Forms	4.849.345	15.884.464	8.696.992	27.567.611



SITC	Uraian golongan barang/ <i>Group description</i>	Berat Bersih (kg)		Nilai CIF (US\$)	
		Maret 2024	Jan-Mar 2024	Februari 2024	Jan-Feb 2024
(1)	(2)	(3)	(4)	(5)	(6)
573	Polimers Of Vinyl Chloride In Primary Forms	1.915.691	5.180.179	9.498.745	20.134.935
574	Poliacetals And Polycarbons In Primary Forms	17.163.103	45.755.870	23.127.560	65.137.163
575	Other Plastics In Primary Forms	10.487.564	32.839.280	25.205.319	80.922.705
579	Waste And Scrap Of Plastics	1.852.862	34.867.322	736.912	13.594.391
581	Tubes, Pipes, And Hoses Of Plastics	1.242.186	3.870.183	5.584.112	14.829.492
582	Plates, Sheets, And Film Of Plastics	6.900.151	24.800.566	34.837.282	111.636.453
583	Monofilament And Rod Of Plastics	17.773	91.066	234.060	705.402
591	Disinfectants, Insecticides, And Fungicides Put In Forms	156.712	619.107	1.152.226	4.172.733
592	Starches, Inulin, And Wheat Glutenal Buminoidal Substances; Glues	6.815.135	18.895.030	7.420.538	21.536.095
593	Explosive And Pyrotechnic Products	55.473	81.897	1.609.170	2.568.347
597	Additive For Mineral Oils	3.736.979	5.888.591	2.953.951	8.629.540
598	Miscellaneous Chemical Products	18.410.357	93.468.118	39.783.829	143.666.102
599	Residuall Products Of The Chemical Or Allied Industries,	—	8	—	172
611	Leathers	3.077.593	9.112.096	35.568.893	110.528.640
612	Manufactures And Composition Leathers	35.647	86.086	407.213	1.124.441
613	Furskins, Tanned Or Dressed	847	3.699	56.453	240.083
621	Materials Of Rubber	446.166	1.517.796	2.571.212	9.072.961
625	Rubber Tyre,tyre Cases,tyre Treads,inner Tubes, And Tyre Flaps	7.312.690	36.221.837	24.483.626	143.900.469
629	Articles Of Rubbers	1.354.395	4.382.223	7.984.539	26.926.767
633	Cork Manufactures	68.235	179.436	314.372	1.296.550
634	Veneers,plywood,improved/reconstituted Wood Worked	8.669.878	24.398.607	6.223.245	20.015.008
635	Wood Manufactures	234.013	1.844.105	798.502	3.696.949
641	Papers And Paperboards	11.059.815	46.064.336	14.560.868	48.677.085
642	Paper And Paperboard Cut To Size/shape And Article Of Papers	5.912.895	16.204.661	12.155.472	36.540.768
651	Textile Yarns	8.215.309	27.361.073	24.340.792	79.167.846
652	Cotton Fabrics, Woven	3.478.260	11.337.764	34.665.676	122.453.015
653	Fabrics, Woven, Of Man-made Fibres	5.879.451	23.088.509	61.775.793	228.032.274
654	Textile Fabrics, Woven, Other Than Of Cotton Or Man-made Fibres	287.364	2.476.948	6.728.045	41.155.583
655	Knitted Or Crochetted Fabrics	11.925.766	38.076.121	102.573.951	329.325.324
656	Tulle,lace,embroidery,ribbons,trimmings And Other Small Wares	1.108.041	3.634.640	21.005.114	64.653.510
657	Special Yarns,textile Fabrics	7.339.727	22.843.273	59.938.787	187.702.674
658	Made-up Articles, Wholly/chiefly Of Textile Materials	335.711	1.644.663	2.208.884	8.624.034
659	Floor Coverings	71.707	234.521	326.825	887.513
661	Lime,cement And Fabricated Construction Materials	26.124.633	94.242.439	3.580.089	13.240.174
662	Clay And Refactory Construction Materials	26.364.543	83.045.036	15.477.145	50.458.388
663	Mineral Manufactures	5.829.119	19.282.914	6.598.915	20.847.418
664	Glass	1.464.844	26.616.547	1.834.320	20.344.938
665	Glassware	1.119.878	2.813.658	1.520.624	3.756.716
666	Pottery	6.694	32.199	151.899	328.638
667	Pearl, Precious And Semi Precious Stones	1.254	1.726	181.815	652.941
671	Pig Iron,spiegeleisen,sponge Iron, And Ferro-alloys	114.802.612	362.290.340	158.497.883	472.807.464
672	Ingots And Other Iron/steel In Primary Forms	36.976.515	98.458.180	20.776.191	56.744.780
673	Flat Rolled Products, Not Clad	23.082.139	277.001.304	18.815.949	199.337.344
674	Flat Rolled Products, Clad Or Plated	15.845.114	54.698.973	16.362.927	57.875.200
675	Flat Rolled Products And Alloy Steels	18.642.899	57.152.978	16.503.347	60.369.528
676	Iron/steel Bars, Rods, Angels, Shaped And Sections	16.793.553	77.418.614	15.389.206	68.232.034
677	Rail/railway And Tractor Construction Of Iron/steel Materials	1.733	182.610	27.151	206.816
678	Wire Of Iron/steel	1.354.685	6.070.505	2.269.396	10.392.481
679	Tubes, Pipes, Hollow Profile, Pipe Fitting Of Iron/steel	20.273.848	106.321.943	47.317.050	218.192.630
681	Silver, Platinum, And Other Metal Of The Platinum Groups	10.691	19.682	1.574.656	4.963.324
682	Copper	9.601.818	23.861.766	63.749.510	166.379.327
683	Nickel	108.090	346.317	2.891.906	10.040.767
684	Alumunium	4.721.767	13.058.767	18.271.295	55.572.204

SITC	Uraian golongan barang/ <i>Group description</i>	Berat Bersih (kg)		Nilai CIF (US\$)	
		Maret 2024	Jan-Mar 2024	Februari 2024	Jan-Feb 2024
(1)	(2)	(3)	(4)	(5)	(6)
685	Lead	118.068	324.579	268.974	757.830
686	Zinc	3.327.613	10.935.002	9.510.949	31.430.401
687	Tin	25.337	173.420	1.065.826	5.652.993
689	Miscellaneous Non-ferrous Basemetals Employed In Metallurgy	9.423	77.422	3.854.329	10.314.701
691	Structures And Parts Of Iron/steel Or Aluminium	5.126.250	41.807.877	9.069.817	113.059.674
692	Metal Containers For Storage And Transportations	1.313.621	5.023.056	3.216.458	15.087.912
693	Wire Products And Fencing Grills	1.041.407	7.377.635	1.591.759	13.973.282
694	Nails, Screws, Nuts, Bolts, Rivets Of Iron/steel Or Copper	1.331.570	4.794.132	9.284.402	33.560.707
695	Tools For Used In The Hand Or In Machines	1.018.423	2.623.641	5.196.200	17.147.889
696	Cutlery	50.657	194.036	142.674	482.175
697	Household Equipment Of Base Metals	2.490.759	7.512.017	2.829.620	8.748.640
699	Manufactures Of Base Metals	8.535.587	31.972.871	34.127.429	127.252.984
711	Steam And Other Vapour Generating Boilers And Parts	3.935.811	13.102.983	31.959.688	160.153.338
712	Steam Or Other Generating Boilers And Parts	39.714	2.569.345	661.990	12.519.399
713	Internal Combustion Piston Engines And Parts	1.298.587	4.783.837	14.487.663	64.512.147
714	Engines And Motors, Non-electric And Parts	317.774	798.292	35.900.226	90.493.230
716	Rotating Electric Plants And Parts	2.521.967	9.529.864	29.289.509	89.706.739
718	Other Power Generating Machines And Parts	284.572	745.538	4.746.779	11.518.530
721	Agricultural Machinery And Parts	112.148	422.680	902.522	3.972.240
722	Tractors	—	26.910	—	67.725
723	Civil Engineering And Contractor Plants And Equipments/parts	6.212.087	22.702.010	32.651.890	123.085.114
724	Textile/leather Machinery And Parts	1.475.454	4.975.174	16.441.603	57.335.395
725	Papermill/pulpmill Machinery And Paper Cutting Machines	246.730	1.850.104	16.279.455	95.658.470
726	Printing/book Binding Machinery And Parts	256.614	616.099	13.963.231	41.194.642
727	Food Processing Machines And Parts	412.705	2.169.111	4.564.817	22.883.500
728	Other Machines And Equipment Specialized For Particular Industry	2.215.939	10.236.682	39.824.059	112.960.275
731	Machine Tools By Removing Metal	413.285	1.717.013	4.218.944	15.902.291
733	Machine Tool For Working Metals	1.104.681	1.442.036	2.079.283	4.360.374
735	Parts Of Machine Tools	93.406	329.141	3.057.276	9.384.929
737	Metalworking Machinery And Parts	193.809	1.278.781	2.246.321	10.319.924
741	Heating And Cooling Equipments And Parts	10.333.623	30.293.090	39.900.608	138.815.189
742	Pumps For Liquid And Parts	472.405	2.499.883	7.167.858	34.279.455
743	Pumps, Compressors, Fans, Blowers, Centrifuges, And	3.195.003	13.712.013	24.011.627	96.771.254
744	Mechanical Handling Equipments And Parts	4.320.235	14.803.892	19.167.511	66.707.079
745	Other Non-electical Machinery, Tools, And Mechanical Apparatus	549.478	2.176.985	10.932.016	35.192.303
746	Ball Or Roller Bearings	298.951	1.002.828	2.962.440	11.306.840
747	Taps, Cocks, And Valves For Pipes	2.534.174	8.832.677	44.255.850	138.989.492
748	Transmission Shafts And Cranks	466.492	1.969.050	6.269.002	18.755.728
749	Non-electric Parts And Accessories Of Machineries	875.357	3.110.271	13.845.471	44.749.087
751	Office Machines	52.077	222.171	930.343	4.924.490
752	Automatic Data Processing Machines And Their Units	30.040	244.886	4.239.332	20.083.618
759	Parts And Accessories For Machine Of Heading 751 Or 752	425.083	1.676.725	8.463.907	47.353.682
761	Television Receivers	9.098	34.788	323.234	1.383.653
762	Radio Broadcast Receivers	4.679	19.839	80.685	507.813
763	Sound Recorders Or Reproducers	56	1.861	24.402	57.369
764	Telecommunication Equipments And Parts	1.523.984	7.854.819	44.886.134	235.978.951
771	Electric Power Machinery And Parts	1.119.016	4.183.850	31.420.103	101.436.573
772	Electrical Apparatus For Making And Breaking Electrical Circuits	2.382.806	10.403.456	109.631.314	382.761.471
773	Equipment For Distributing Electricity	2.510.182	12.196.339	31.281.842	130.563.309
774	Electrical Apparatus For Medical Purposes And Radiological Apparatus	1.402	20.427	92.391	1.672.207
775	Household Type, Electrical/non-electrical Equipments	773.397	2.135.399	19.848.028	57.054.639

SITC	Uraian golongan barang/ <i>Group description</i>	Berat Bersih (kg)		Nilai CIF (US\$)	
		Maret 2024	Jan-Mar 2024	Februari 2024	Jan-Feb 2024
(1)	(2)	(3)	(4)	(5)	(6)
776	Thermionic, Cold Cathode, And Photo Cathode Valves/tubes	791.493	3.148.746	282.738.186	890.535.962
778	Electrical Machinery And Apparatus	21.327.459	53.304.255	68.450.759	215.978.179
781	Passenger Motor Cars	55.407	911.903	1.292.064	21.998.038
782	Motor Vehicle For The Transportation Of Goods	1.646.222	3.638.012	8.849.408	18.077.707
783	Road Motor Vehicles	19.600	117.606	106.616	640.583
784	Parts And Accessories Of The Motor Vehicles	1.019.486	3.940.864	11.697.812	53.333.394
785	Motorcycles, Scooters, And Other Cycles Motorized/non	767.979	3.528.446	6.207.149	22.164.657
786	Trailers And Other Vehicles, Not Motorized	94.849	487.811	223.507	1.121.699
791	Railway Vehicles And Associated Equipments	11.502	29.421	1.284.300	2.423.075
792	Aircraft And Associated Equipments And Parts	5.811	23.646	4.678.518	18.568.809
793	Ships, Boats, And Floating Structures	97.336	637.288	517.615	7.319.181
811	Prefabricated Buildings	1.139.163	2.403.944	3.588.614	6.404.823
812	Sanitary, Plumbing, Heating, And Lighting Fixtures/fittings	975	101.268	81.318	296.464
813	Lighting Fixtures And Fittings	270.028	840.108	939.254	2.962.392
821	Furnitures And Parts	1.395.457	6.069.825	3.445.100	14.123.745
831	Travel Goods	200.621	1.886.859	1.499.518	7.007.363
841	Men's Coats/jackets, Not Knitted	5.854	17.403	167.572	349.921
842	Women's Coats/jacket, Not Knitted	3.114	26.585	52.646	311.099
843	Men's Coats/jackets, Knitted	7.207	103.205	181.489	605.798
844	Women's Coats/jackets, Knitted	46.124	704.213	258.370	1.638.318
845	Articles Of Apparel	83.816	568.479	1.599.517	7.977.107
846	Clothing Accessories Of Textiles Fabrics	242.733	682.664	3.669.386	10.422.662
848	Articles Of Apparel And Clothing Accessories Of Other Than Textile Fab	606.750	1.715.938	3.464.419	10.495.775
851	Footwears	2.242.753	7.933.823	30.199.793	95.684.358
871	Optical Instrument And Apparatus	15.136	58.045	1.439.582	6.691.266
872	Medical Instruments And Appliances	20.225	215.595	337.553	3.965.091
873	Meters And Counters	155.420	498.042	5.005.046	15.127.973
874	Measuring, Checking, Analysing, And Controlling Instrument And Apparatus	592.592	1.641.664	18.691.355	54.874.709
881	Photographic Apparatus And Equipments	4.731	32.830	314.915	1.110.920
882	Photographic And Cinematographic Supplies	7.897	18.966	117.235	317.628
883	Cinematograph Film, Exposed And Developed	—	3	—	11
884	Optical Goods	18.780	89.155	3.344.086	11.326.273
885	Watches And Clocks	26.528	52.665	393.278	715.928
891	Arms And Ammunitions	189	29.353	12.764	13.654.741
892	Printed Matter	610.339	2.112.025	11.707.139	33.585.298
893	Article Of Plastics	6.406.898	25.458.997	32.302.652	119.209.346
894	Baby Carriages, Toys, Games, And Sporting Goods	825.500	1.404.529	1.622.164	5.624.207
895	Office And Stationery Supplies	176.628	663.850	2.072.345	9.166.316
896	Works Of Art, Collectors Pieces And Antiques	3.215	41.015	9.301	792.937
897	Jewellery, Goldsmith, Silversmith Wares, And Other Articles	8.945	26.856	2.197.043	5.022.518
898	Musical Instrument And Parts/accessories	368.126	1.574.544	8.786.263	34.299.988
899	Other Miscellaneous Manufactured Articles	1.474.534	4.274.216	16.913.257	49.171.754
971	Gold, Non-monetary	8.407	20.675	9.224.644	25.928.692
<b>Total Impor Kawasan Berikat</b>		<b>4.135.588.749</b>	<b>12.907.241.015</b>	<b>3.451.673.844</b>	<b>11.828.542.178</b>

Tabel 2.13 Impor Kawasan Berikat Menurut Negara Asal, Januari–Maret 2024

Kode	Negara Asal	Berat Bersih (kg)		Nilai CIF (US\$)	
		Maret 2024	Jan–Mar 2024	Maret 2024	Jan–Mar 2024
(1)	(2)	(3)	(4)	(5)	(6)
111	JP Jepang	73.277.507	326.923.661	242.724.008	823.522.360
112	HK Hong Kong	8.815.882	43.646.880	65.524.285	224.183.352
113	KP Korea Utara	3.085	7.743	185.941	209.647
114	KR Korea Selatan	48.250.132	257.050.460	252.635.008	759.731.293
115	TW Taiwan	25.674.008	99.985.024	162.600.704	521.435.404
116	CN Tiongkok	530.494.563	2.759.256.244	879.634.556	3.610.058.544
117	MN Mongolia	–	105.815	–	46.582
118	MO Makau	68.125	210.652	396.666	985.366
120	PG Papua Nugini	–	230.186	–	280.442
121	TH Thailand	146.519.669	569.889.350	145.537.946	544.124.672
122	SG Singapura	189.560.028	532.652.700	268.142.039	879.539.668
123	PH Filipina	229.809.938	279.403.073	63.737.831	155.714.430
124	MY Malaysia	123.334.949	563.456.704	109.774.825	453.981.341
125	MM Myanmar	112.733	428.079	347.837	1.065.407
126	KH Kamboja	225.743	887.866	2.264.555	27.883.266
127	BN Brunei Darussalam	4.053.317	25.044.706	1.394.154	8.204.496
128	LA Laos	–	5	–	793
129	NP Nepal	–	271	–	2.938
131	VN Vietnam	214.566.438	395.236.910	147.978.495	447.768.874
133	IN India	143.005.518	448.187.831	72.545.042	181.231.684
134	PK Pakistan	649.862	6.994.903	2.927.632	10.771.774
135	BD Bangladesh	97.318	150.745	561.437	1.126.910
136	LK Sri Lanka	165.924	522.931	2.710.107	7.810.428
138	ID Indonesia	2.007.756	7.687.827	9.396.001	40.176.148
141	IQ Irak	48.106.000	48.106.000	19.675.383	19.675.383
142	IR Iran	–	7.590	–	44.499
143	SA Arab Saudi	66.613.040	144.845.334	36.501.267	97.943.773
144	IL Israel	70	3.197	11.944	499.129
145	KW Kuwait	628.740	1.538.707	633.451	1.549.035
146	JO Yordania	9.532	9.568	13.810	14.654
148	LB Lebanon	6	13	482	598
151	YE Yaman	2.400.120	3.754.055	1.324.250	1.955.162
152	OM Oman	17.223.643	101.955.854	5.081.809	33.730.768
154	TR Turki	429.673	1.429.975	4.572.705	12.934.077
155	AE Uni Emirat Arab	54.426.740	163.435.559	8.866.572	36.662.304
156	QA Qatar	6.875.036	48.963.657	3.537.184	13.287.358
157	BH Bahrain	80.299.384	89.004.293	34.861.766	38.559.153
211	EG Mesir	29.548	5.464.166	47.345	1.457.934
213	MA Maroko	297	2.375	35.728	97.069
214	TN Tunisia	326.587	1.052.177	2.755.562	8.781.499
216	SD Sudan	–	3	–	9
219	NA Namibia	1	6.520	3	14.352
221	ET Etiopia	252.000	252.002	146.160	146.293
222	TZ Tanzania	772.429	2.022.126	6.040.226	13.395.925
223	MG Madagaskar	606.192	2.510.635	4.945.817	21.621.397
225	KE Kenya	34.824	178.329	224.347	486.494
226	RE Reunion	–	1.750	–	12.863
227	MZ Mozambik	–	19.800	–	140.580
231	GH Ghana	–	753.475	–	2.722.484
232	LR Liberia	–	1	–	1
233	GN Guinea	200.751	786.784	668.420	2.607.691
235	CG Republik Demokratik Kongo	422.937	1.487.849	1.614.737	5.045.970
236	CM Kamerun	351.238	1.927.147	363.982	1.651.846
237	NG Nigeria	–	52.000	–	108.118
240	CI Pantai Gading	174.756	5.328.243	664.073	12.598.727
241	SN Senegal	42.530	42.566	24.667	26.203
242	MR Mauritania	42.495.228	42.495.228	5.806.973	5.806.973
245	BF Burkina Faso	3.758	3.759	121.319	121.324
249	SC Seychelles	5	1.309	6	41.980
251	UG Uganda	453.500	553.860	1.522.500	1.885.852

Kode	Negara Asal	Berat Bersih (kg)		Nilai CIF (US\$)	
		Maret 2024	Jan–Mar 2024	Maret 2024	Jan–Mar 2024
(1)	(2)	(3)	(4)	(5)	(6)
252	CF Afrika Tengah	–	20.319	–	23.371
260	SZ Swaziland	–	20	–	102
261	ZA Afrika Selatan	223.033.782	600.669.581	110.078.602	381.885.832
262	ZW Zimbabwe	237.600	4.668.203	1.321.040	13.854.609
263	ZM Zambia	529.970	1.838.945	267.900	1.451.916
265	KM Komoro	125.000	175.000	1.062.500	1.487.500
267	MU Mauritius	4	25.212	2.433	167.828
271	CD Kongo	198.444	630.941	156.526	1.239.978
311	AU Australia	647.018.969	2.702.034.636	128.878.912	594.127.597
312	NZ Selandia Baru	3.263.608	10.371.695	2.115.211	6.770.869
318	FM Mikronesia	1	1	495	495
322	NC Kaledonia Baru	–	51.936	–	27.829
331	AS American Samoa	19	1.210	817	10.710
333	FJ Fiji	1	79	12	717
335	MH Marshall (Kepulauan)	11.847	1.119.148	260.409	1.682.362
336	WS Samoa	1.619	162.173	368.047	3.168.035
337	SB Kepulauan Solomon	12	12	551	551
340	CX Christmas Islands	–	1	–	332
342	CC Cocos (Keeling) Islands	–	1	–	1
343	TK Tokelau	–	19	–	273
411	US Amerika Serikat	209.503.177	366.407.234	148.894.628	386.122.055
412	CA Kanada	1.745.259	7.907.048	2.569.105	10.814.982
421	MX Meksiko	278.212	49.273.063	3.428.676	23.795.526
422	GT Guatemala	4	53	112	1.668
423	HN Honduras	2	101	241	13.559
425	PA Panama	281	313	6.897	10.578
426	CU Kuba	337	815	34.529	89.440
427	CW Curacao	1	99	1.030	19.409
428	SR Suriname	–	11	–	615
431	CL Chile	1.363.697	4.271.149	5.854.535	18.377.977
432	VE Venezuela	50.000	376.000	199.539	1.420.015
433	AR Argentina	23.204.858	23.765.528	9.451.201	12.742.657
434	BR Brasil	337.952.859	796.396.739	126.035.307	348.381.251
435	CO Kolombia	–	180.231	–	428.261
436	BO Bolivia	–	6	–	333
437	UY Uruguay	156.227	351.390	603.655	827.798
438	PY Paraguay	200	96.008	6.590	196.684
441	EC Ekuador	3.241.096	12.514.509	14.435.714	50.584.373
442	PE Peru	150.137	3.181.524	560.101	12.694.336
444	TT Trinidad dan Tobago	–	279	–	1.390
447	PR Puerto Riko	–	192	–	88.338
448	BZ Belize	–	20.150	–	44.950
449	DO Republik Dominika	9.146	9.465	535.460	568.808
450	SV El Salvador	239	676	26.612	79.008
451	CR Kosta Rika	117	1.133	515.942	1.847.398
452	HT Haiti	10	34	3.573	4.774
453	BB Barbados	24	24	4.118	4.118
454	AG Antigua dan Barbuda	58	58	445	445
455	AI Anguilla	1	16	7	176
458	CV Tanjung Verde	3	692	234	2.420
467	AN Antilla Belanda	4.338	4.385	62.862	64.810
477	VG Kepulauan Virgin (British)	3.440	431.194	32.246	377.332
478	VI Kepulauan Virgin (US)	–	50	–	3.313
479	BL Saint Barthelemy	1	211	144	2.194
511	GB Inggris	1.223.922	4.017.111	11.503.911	43.005.841
512	NL Belanda	1.152.187	18.317.994	12.653.434	35.662.740
513	FR Prancis	707.323	2.575.868	11.592.595	47.398.749
514	DE Jerman	4.122.329	22.087.221	41.443.762	150.159.500
515	AT Austria	1.039.538	3.623.250	4.773.435	20.794.014
516	BE Belgia	704.421	8.242.572	4.064.035	18.699.537

Kode	Negara Asal	Berat Bersih (kg)		Nilai CIF (US\$)	
		Maret 2024	Jan–Mar 2024	Maret 2024	Jan–Mar 2024
(1)	(2)	(3)	(4)	(5)	(6)
517	CH Swiss	11.309.601	11.924.973	8.709.939	21.505.775
518	LU Luksemburg	37.872	145.428	339.403	812.550
520	MC Monako	31	79	2.301	9.046
521	DK Denmark	40.186	149.897	852.875	2.750.824
522	NO Norwegia	293.035	870.036	2.724.162	11.400.279
523	SE Swedia	4.933.518	15.785.250	15.143.037	99.776.901
524	FI Finlandia	6.451.781	14.994.745	9.497.295	23.890.209
525	IE Irlandia	1.445	81.867	33.279	490.873
526	IT Italia	1.566.391	8.810.712	30.343.877	91.909.709
527	ES Spanyol	2.291.032	6.398.711	9.514.022	27.976.305
528	PT Portugal	28.276	107.593	237.959	998.640
529	IS Islandia	–	81.620	–	78.959
531	GR Yunani	645.843	2.158.178	1.513.248	4.699.706
533	AD Andorra	87	110	2.538	2.724
534	LI Liechtenstein	425	10.144	18.042	131.522
542	HU Hungaria	56.520	145.727	2.544.933	7.932.987
543	PL Polandia	224.973	685.358	1.434.276	6.467.759
544	RO Rumania	241.402	453.587	2.202.919	4.397.643
545	BG Bulgaria	769	14.346	32.473	1.102.206
548	AL Albania	–	1	–	22
551	BY Belarus	–	11	–	647
552	KZ Kazakstan	27.479.086	42.464.848	42.080.043	65.129.638
554	MD Moldova	30.584	60.927	273.628	557.762
557	UA Ukraina	303.014	16.500.177	139.788	4.523.761
559	LT Lituania	1.046	50.621	66.893	313.306
560	LV Latvia	8	1.956.102	525	326.617
561	EE Estonia	8.556	26.509	205.007	588.022
562	GE Georgia	–	25	–	1.439
563	HR Kroasia	5.034	181.297	123.688	538.429
564	BA Bosnia-Herzegovina	14	25	1.248	1.828
565	MT Malta	184	250	200.091	255.041
566	SK Slovakia	8.066	37.607	230.594	609.662
567	SI Slovenia	233.803	2.039.451	168.495	1.893.498
568	CZ Republik Cheska	5.132.219	8.237.968	9.391.385	13.750.910
570	MK Makedonia	–	18	–	27
572	RU Rusia	549.357.564	1.141.084.972	98.666.222	206.822.960
573	RS Serbia	1.004	1.842	89.972	178.390
575	CS Kosovo	–	3	–	27
<b>Total Impor Kawasan Berikat</b>		<b>4.135.588.749</b>	<b>12.907.241.015</b>	<b>3.451.673.844</b>	<b>11.828.542.178</b>
		4.135.588.746	12.907.241.011	3.451.673.839	11.828.542.172

Tabel 2.14 Impor Kawasan Berikat Menurut Provinsi dan Pelabuhan Impor, Januari–Maret 2024

Provinsi / Pelabuhan Impor			Berat Bersih (kg)		Nilai CIF (US\$)	
			Maret 2024	Jan–Mar 2024	Maret 2024	Jan–Mar 2024
(1)			(2)	(3)	(4)	(5)
<b>SUMATERA UTARA</b>			<b>56.150.592</b>	<b>138.597.346</b>	<b>64.321.284</b>	<b>178.810.771</b>
12002	IDKNO	Kuala Namu International Airport	11.033	28.191	432.086	1.833.612
12144	IDBLW	Belawan	48.139.820	120.672.918	55.209.481	156.234.457
12167	IDMDN	Medan Ptt	–	374.395	–	1.301.923
12170	IDKTJ	Kuala Tanjung	7.999.739	17.521.842	8.679.717	19.440.779
<b>SUMATERA BARAT</b>			<b>5.250.000</b>	<b>11.437.889</b>	<b>1.732.395</b>	<b>4.295.089</b>
13191	IDTBY	Padang/Tl.Bayur	5.250.000	11.437.653	1.732.395	4.260.441
13192	IDPDG	Padang / Tabing (U)	–	236	–	34.648
<b>RIAU</b>			<b>159.929.066</b>	<b>407.034.133</b>	<b>61.389.399</b>	<b>229.943.355</b>
14003	IDFTG	Futong Terminal	99.801.508	99.801.508	10.974.123	10.974.123
14225	IDDUM	Dumai	18.170.048	73.150.915	16.265.796	65.910.556
14235	IDSUQ	Sungai Guntung	2.029.566	2.029.566	10.295.924	10.295.924
14242	IDTEM	Tembilahan	–	3.821.385	–	15.719.545
14261	IDPKU	Pekan Baru / Simpang Tiga (U)	30.709	184.720.752	70.032	100.874.731
14273	IDPAK	Pekan Baru	–	3.612.772	–	2.384.952
14277	IDBUN	Buatan	39.897.235	39.897.235	23.783.524	23.783.524
<b>LAMPUNG</b>			<b>2.482.310</b>	<b>11.438.668</b>	<b>3.871.414</b>	<b>16.137.914</b>
18395	IDPJG	Panjang (Lampung, Sumatra)	2.482.310	11.438.668	3.871.414	16.137.914
<b>KEPULAUAN BANGKA BELITUNG</b>			<b>4.720</b>	<b>4.720</b>	<b>42.884</b>	<b>42.884</b>
19328	IDTPD	Tanjung Pandan	4.720	4.720	42.884	42.884
<b>KEPULAUAN RIAU</b>			<b>378.687.359</b>	<b>1.409.637.239</b>	<b>908.680.812</b>	<b>3.515.248.544</b>
21004	IDLBM	Lobam	747.239	3.890.900	6.408.557	49.103.168
21007	IDKIJ	Kijang	103.488	1.143.459	116.656	2.588.748
21248	IDTBK	Tanjung Balai Karimun	175.269.107	516.395.919	90.188.846	386.648.331
21251	IDTPN	Tanjung Pinang	65.251.952	145.452.180	50.651.714	112.584.883
21258	IDBTU	Batu Ampar	87.535.041	511.058.191	562.662.199	2.243.682.854
21265	IDSKP	Sekupang	29.861.991	104.406.425	184.311.739	607.580.407
21267	IDKAB	Kabil/Panau	19.917.130	127.284.936	11.564.402	105.717.827
21271	IDBTH	Batam / Hang Nadim (U)	1.411	5.229	2.776.699	7.342.326
<b>DKI JAKARTA</b>			<b>260.676.523</b>	<b>673.389.089</b>	<b>1.047.421.662</b>	<b>2.613.907.631</b>
31431	IDTPP	Tanjung Priok	256.771.929	665.885.426	844.434.933	2.208.502.612
31434	IDCEN	Cengkareng	3.412.730	6.897.908	201.208.248	402.388.324
31436	IDHLP	Halim Perdana Kusuma (U)	491.864	605.755	1.778.481	3.016.695
<b>JAWA BARAT</b>			<b>12.225.439</b>	<b>132.511.629</b>	<b>25.747.610</b>	<b>571.027.395</b>
32001	IDBKA	Bekasi	5.102.273	20.763.629	9.914.264	46.198.149
32007	IDPUR	Purwakarta	222.678	864.331	2.670.104	5.949.997
32008	IDTSY	Tasikmalaya	–	870.052	–	12.288.731
32009	IDJBK	Jababeka	6.888.615	78.357.143	12.092.464	342.519.564
32463	IDCBN	Cirebon	–	18.873.575	–	78.752.403
32466	IDBDO	Bandung / Husein Sastranegara (U)	–	79.032	–	11.117.576
32468	IDBND	Bandung (Ptt/Gede Bage)	11.873	12.703.867	1.070.778	74.200.975
<b>JAWA TENGAH</b>			<b>30.246.411</b>	<b>153.617.962</b>	<b>152.655.660</b>	<b>671.406.610</b>
33494	IDTES	Tanjung Emas	29.988.593	151.374.870	146.092.115	614.026.883
33496	IDSRG	Semarang / Achmad Yani (U)	257.818	1.916.246	6.563.545	43.086.474
33498	IDSOC	Solo / Jebres / Adi Sumarmo (U)	–	326.846	–	14.293.253
<b>DI YOGYAKARTA</b>			<b>–</b>	<b>1.668.201</b>	<b>–</b>	<b>23.807.099</b>
34002	IDYIA	Yogyakarta Int'L Airport	–	1.668.201	–	23.807.099

Provinsi / Pelabuhan Impor			Berat Bersih (kg)		Nilai CIF (US\$)	
			Maret 2024	Jan-Mar 2024	Maret 2024	Jan-Mar 2024
			(1)	(3)	(4)	(5)
<b>JAWA TIMUR</b>			<b>115.437.639</b>	<b>436.910.374</b>	<b>180.518.035</b>	<b>633.397.037</b>
35562	IDGRE	Gresik	42.938.095	42.938.095	23.670.549	23.670.549
35563	IDTPE	Tanjung Perak	70.995.104	294.851.080	144.867.172	456.928.910
35564	IDPAZ	Pasuruan	1.145.198	97.643.687	5.710.001	126.783.846
35565	IDPRU	Probolinggo (Kalibuntu)	—	22.487	—	420.690
35567	IDBJU	Banyuwangi	—	11.566	—	108.981
35587	IDSUB	Surabaya /Juanda (U)	90.312	302.835	5.459.549	20.037.291
35588	IDSUR	Surabaya (Ptt)	268.930	268.930	810.764	810.764
35590	IDMLG	Malang / Abdulrachman Saleh (U)	—	15.793	—	641.682
35591	IDMAD	Madiun / Iswahyudi (U)	—	855.901	—	3.994.324
<b>BANTEN</b>			<b>317.571.559</b>	<b>1.033.583.178</b>	<b>188.447.308</b>	<b>706.508.032</b>
36005	IDCIW	Ciwandan	30.508.304	35.509.238	11.537.351	14.139.107
36008	IDTRG	Tangerang	2.750.496	2.750.496	4.742.775	4.742.775
36461	IDMRK	Merak	123.412.759	834.423.444	81.983.240	597.442.208
36473	IDCGD	Cigading	160.900.000	160.900.000	90.183.942	90.183.942
<b>BALI</b>			<b>33.022</b>	<b>124.185</b>	<b>1.970.368</b>	<b>9.766.921</b>
51620	IDDPS	Denpasar / Ngurah Rai (U)	33.022	124.185	1.970.368	9.766.921
<b>KALIMANTAN BARAT</b>			<b>5.513.000</b>	<b>15.795.581</b>	<b>1.820.771</b>	<b>5.582.940</b>
61714	IDPON	Pontianak	13.000	13.000	51.036	51.036
61717	IDMEM	Mempawah	5.500.000	5.500.000	1.769.735	1.769.735
61722	IDPNK	Pontianak / Supadio (U)	—	10.282.581	—	3.762.169
<b>KALIMANTAN TENGAH</b>			—	<b>1.668.673</b>	—	<b>6.004.253</b>
62743	IDPKN	Pangkalan Bun	—	1.098.203	—	5.340.257
62746	IDSMQ	Sampit	—	570.470	—	663.996
<b>KALIMANTAN SELATAN</b>			<b>4.062.779</b>	<b>9.246.010</b>	<b>1.423.777</b>	<b>3.955.209</b>
63002	IDKBU	Kotabaru	—	5.183.020	—	2.391.448
63007	IDTAR	Tarjun	4.053.312	4.053.312	1.393.326	1.393.326
63771	IDBAN	Banjarmasin	9.467	9.467	30.451	30.451
63777	IDBDJ	Banjar Masin /Samsudin Noor (U)	—	211	—	139.984
<b>KALIMANTAN TIMUR</b>			<b>73.057.560</b>	<b>214.057.602</b>	<b>60.263.495</b>	<b>167.598.172</b>
64003	IDKRG	Kariangau	1.574.980	1.574.980	3.111.424	3.111.424
64803	IDBPP	Balikpapan	65.226.191	193.466.196	49.878.021	147.862.069
64813	IDTSG	Tanjung Sangata	—	428.965	—	2.683.706
64814	IDBPN	Balikpapan /Sepinggang (U)	5.914.214	11.402.502	5.494.315	9.183.803
64817	IDBTG	Bontang	—	6.842.784	—	2.977.435
64826	IDSKI	Sangkulirang, Kalimantan	342.175	342.175	1.779.735	1.779.735
<b>KALIMANTAN UTARA</b>			<b>62.205.489</b>	<b>73.429.720</b>	<b>58.517.307</b>	<b>263.630.288</b>
65808	IDLIN	Lingkas Tarakan	60.970.610	69.683.580	48.565.956	227.357.616
65809	IDNNX	Nunukan	1.234.879	3.746.140	9.951.351	36.272.672
<b>SULAWESI UTARA</b>			<b>417.310</b>	<b>891.629</b>	<b>781.503</b>	<b>2.264.710</b>
71835	IDBIT	Bitung	417.310	891.629	781.503	2.264.710
<b>SULAWESI TENGAH</b>			<b>1.916.337.748</b>	<b>6.297.516.179</b>	<b>482.047.371</b>	<b>1.517.747.840</b>
72003	IDMOW	Morowali	1.849.315.899	1.849.315.899	468.291.350	468.291.350
72005	IDKNL	Kolonodale	47.187.379	47.187.379	12.228.704	12.228.704
72867	IDPSJ	Posso	19.834.470	4.401.012.901	1.527.317	1.037.227.786
<b>SULAWESI SELATAN</b>			<b>17.959.570</b>	<b>142.647.458</b>	<b>4.142.638</b>	<b>57.221.310</b>
73002	IDMAK	Makassar	17.959.570	135.341.728	4.142.638	50.162.760
73892	IDPAP	Pare-Pare	—	699.010	—	1.299.289
73906	IDBAL	Balantang/Malili	—	6.606.720	—	5.759.261



Provinsi / Pelabuhan Impor			Berat Bersih (kg)		Nilai CIF (US\$)	
			Maret 2024	Jan-Mar 2024	Maret 2024	Jan-Mar 2024
(1)			(2)	(3)	(4)	(5)
<b>SULAWESI TENGGARA</b>			<b>518.693.790</b>	<b>1.069.722.233</b>	<b>109.755.087</b>	<b>297.601.476</b>
74922	IDKDR	Kendari	518.693.790	1.069.721.813	109.755.087	297.601.466
74926	IDKDI	Kendari / Wolter Monginsidi (U)	—	420	—	10
<b>MALUKU UTARA</b>			<b>198.646.863</b>	<b>672.263.224</b>	<b>96.123.064</b>	<b>332.345.141</b>
82006	IDSSO	Soe Soe/Susu	95.342.618	95.342.618	10.193.904	10.193.904
82942	IDTTE	Ternate	—	473.616.361	—	236.222.077
82962	IDOBI	Obi Island	103.304.245	103.304.245	85.929.160	85.929.160
<b>PAPUA</b>			<b>—</b>	<b>48.093</b>	<b>—</b>	<b>291.557</b>
94973	IDBIK	Frans Kasiepo (U)	—	187	—	13.009
94975	IDZRI	Serui	—	47.906	—	278.548
<b>Total Impor Kawasan Berikat</b>			<b>4.135.588.749</b>	<b>12.907.241.015</b>	<b>3.451.673.844</b>	<b>11.828.542.178</b>



## Daftar Pustaka

**Buletin Statistik Perdagangan Luar Negeri Impor Maret 2024**  
**Volume 41, Nomor 5, 2024**

1. Kementerian Keuangan Direktorat Jenderal Bea dan Cukai. *Buku Tarif Kepabeanan Indonesia (BTKI)*. 2022. <https://www.beacukai.go.id/arsip/lan/BTKI-2022.html>.
2. International United Nations Statistics Division (UNSD). *Merchandise Trade Statistics (IMTS) Concepts and Definitions*. 2010. [https://unstats.un.org/unsd/trade/eg-imits/IMTS%202010%20\(English\).pdf](https://unstats.un.org/unsd/trade/eg-imits/IMTS%202010%20(English).pdf).
3. International United Nations Statistics Division (UNSD). *Classification by Broad Economic Categories Rev,5 (2012)*. [https://unstats.un.org/unsd/trade/classifications/SeriesM\\_53\\_Rev.5\\_17-01722-E-Classification-by-Broad-Economic-Categories\\_PRINT.pdf](https://unstats.un.org/unsd/trade/classifications/SeriesM_53_Rev.5_17-01722-E-Classification-by-Broad-Economic-Categories_PRINT.pdf)





**ST 2023**  
SENSUS PERTANIAN

**BerAKHLAK**  
Berorientasi Pelayanan Akuntabel Kompeten  
Harmonis Loyal Adaptif Kolaboratif

**#bangga  
melayani  
bangsa**

# DATA

## MENCERDASKAN BANGSA



**BADAN PUSAT STATISTIK**

Jl. dr. Sutomo No. 6-8 Jakarta 10710

Telp. : (021) 3841195, 3842508, 3810291-4, Fax. : (021) 3857046

Homepage : <http://www.bps.go.id> E-mail : [bpsHQ@bps.go.id](mailto:bpsHQ@bps.go.id)

ISSN 2745-6765



9 772745 676505