



Katalog BPS : 7103013

STATISTIK HARGA PRODUSEN PERTANIAN

Agricultural Producer Price Statistics

Subsektor Peternakan dan Perikanan

Animal Husbandry and Fishery Subsector



Data
2013



BADAN PUSAT STATISTIK
Statistics Indonesia

STATISTIK HARGA PRODUSEN PERTANIAN

Agricultural Producer Price Statistics

Subsektor Peternakan dan Perikanan

Animal Husbandry and Fishery Subsector



Data
2013



BADAN PUSAT STATISTIK
Statistics Indonesia

STATISTIK HARGA PRODUSEN PERTANIAN SUBSEKTOR PETERNAKAN DAN PERIKANAN (DATA 2013)

ISSN. 2338-0217

No. Publikasi: 06240.1405

Katalog BPS: 7103013

Ukuran Buku: 21 Cm x 29 Cm

Naskah:

Subdirektorat Statistik Harga Perdesaan

Gambar Kulit:

Subdirektorat Statistik Harga Perdesaan

Diterbitkan oleh:

Badan Pusat Statistik Republik Indonesia

Dicetak oleh:

Badan Pusat Statistik Republik Indonesia

Boleh dikutip dengan menyebut sumbernya

KATA PENGANTAR

Publikasi Statistik Harga Produsen Pertanian Subsektor Peternakan dan Perikanan ini merupakan seri publikasi tahunan Badan Pusat Statistik (BPS). Publikasi ini menyajikan data harga produsen berbagai komoditas peternakan dan perikanan di perdesaan selama tahun 2013. Data yang disajikan mencakup 32 provinsi di Indonesia tidak termasuk DKI Jakarta, yang dikumpulkan melalui Survei Harga Produsen Perdesaan setiap bulan.

Kepada semua pihak yang telah memberikan kontribusi, disampaikan penghargaan dan terima kasih. Semoga Statistik yang disajikan dalam publikasi ini memberi manfaat untuk memenuhi kebutuhan para pengguna data dan dapat dijadikan acuan dalam pengambilan kebijakan. Kritik dan saran dari semua pihak sangat diharapkan untuk perbaikan yang akan datang.

Jakarta, April 2014

Kepala Badan Pusat Statistik



Dr. Suryamin, M.Sc.

PREFACE

Publication of Agricultural Producer Prices Statistics, Animal Husbandry and Fishery Sub-sector is an annual publication issued by BPS-Statistics Indonesia. This publication presents producer price data of livestock and fishery commodities in rural areas during 2013. The data presented cover 32 provinces in Indonesia excluding DKI Jakarta that were collected through the Rural Price Survey every month.

To all parties who have contributed, I would like to express my high appreciation and gratitude. Hopefully, the statistics presented in this publication provide benefits to meet the needs of data users and can be used as a reference in policy making. Criticisms and suggestion to improve the contents of this publication are always welcome.

Jakarta, April 2014

BPS-Statistics Indonesia



*Dr. Suryamin, M.Sc.
Chief Statistician*

DAFTAR ISI / CONTENTS

	Halaman <i>Page</i>
Kata Pengantar / <i>Preface</i>	iii
Daftar Isi / <i>Contents</i>	v
Daftar Grafik Ulasan Ringkas / <i>List of Graphics of Review</i>	vi
Daftar Tabel / <i>List of Tables</i>	vii
1. Pendahuluan / <i>Introduction</i>	1
1.1 Latar Belakang / <i>Background</i>	1
1.2 Cakupan Data / <i>Data Coverage</i>	2
2. Konsep dan Definisi / <i>Concepts and Definitions</i>	3
2.1 Petani / <i>Farmer</i>	3
2.2 Nelayan / <i>Fishermen</i>	3
2.3 Harga Produsen / <i>Producer Price</i>	3
2.4 Satuan / <i>Unit</i>	3
3. Metodologi / <i>Methodology</i>	5
3.1 Metode Pengumpulan Data / <i>Method of Data Collection</i>	5
3.2 Metode Penghitungan Rata-rata Harga / <i>Average Price Calculation Method</i> ...	5
4. Ulasan Singkat / <i>Review</i>	7
Tabel-tabel / <i>Tables</i>	15-178

DAFTAR GRAFIK ULASAN RINGKAS/LIST OF GRAPHICS OF REVIEW

Halaman
Page

1	Harga Produsen Kambing (Rp/1 ekor = 20 Kg) di Provinsi Jawa Timur, Papua dan Indonesia, Januari - Desember 2013 <i>Producer Price of Goat (Rp/1 head = 20 Kgs) in West Java, West Papua Province and Indonesia, January - December 2013.....</i>	7
2	Harga Produsen Sapi (Rp/1 ekor = 250 Kg) di Provinsi Jambi, NTB dan Indonesia, Januari - Desember 2013 <i>Producer Price of Cow (Rp/1 head= 250 Kgs) in Jambi, NTB Province and Indonesia, January - December 2013.....</i>	8
3	Harga Produsen Ikan Kakap (Rp/Kg) di Provinsi Sulawesi Selatan dan Indonesia, Januari - Desember 2013 <i>Producer Price of Snapper Fish (Rp/Kg) in South Sulawesi Province and Indonesia, January - December 2013.....</i>	9
4	Harga Produsen Ikan Mujair (Rp/Kg) di Provinsi Banten, Papua dan Indonesia, Januari - Desember 2013 <i>Producer Price of Tilapia (Rp/Kg) in Banten, Papua Province and Indonesia, January - December 2013.....</i>	10

DAFTAR TABEL / LIST OF TABLES

	Halaman
	<i>Page</i>
1. Subsektor Peternakan/Animal Husbandry Subsector	
1.1 Harga Produsen Sapi Potong (Rp/1 ekor = 250 Kg), Menurut Provinsi, 2013 <i>Producer Price of Cow (Rp/1 head = 250 Kgs), by Province, 2013.....</i>	15
1.2 Harga Produsen Kerbau (Rp/1 ekor = 250 Kg), Menurut Provinsi, 2013 <i>Producer Price of Buffalo (Rp/1 head = 250 Kgs), by Province, 2013.....</i>	18
1.3 Harga Produsen Kambing (Rp/1 ekor = 20 Kg), Menurut Provinsi, 2013 <i>Producer Price of Goat (Rp/1 head = 20 Kgs), by Province, 2013.....</i>	21
1.4 Harga Produsen Babi (Rp/1 ekor = 70 Kg), Menurut Provinsi, 2013 <i>Producer Price of Pig (Rp/1 head = 70 Kgs), by Province, 2013.....</i>	24
1.5 Harga Produsen Ayam (Rp/1 ekor = 1,5 Kg), Menurut Provinsi, 2013 <i>Producer Price of Chicken/Broiler (Rp/1 head = 1,5 Kgs), by Province, 2013</i>	27
1.6 Harga Produsen Itik/Bebek(Rp/1 ekor = 1,5 Kg), Menurut Provinsi, 2013 <i>Producer Price of Duck (Rp/1 head = 1,5 Kgs), by Province, 2013.....</i>	30
1.7 Harga Produsen Telur Ayam Kampung(Rp/10 Butir), Menurut Provinsi, 2013 <i>Producer Price of Native Chicken's Eggs (Rp/10 items), by Province, 2013...</i>	33
1.8 Harga Produsen Telur Ayam Ras (Rp/Kg), Menurut Provinsi, 2013 <i>Producer Price of Layer's Eggs (Rp/Kg), by Province, 2013.....</i>	36
2. Subsektor Perikanan/Fishery Subsector	
2.1 Kelompok Perikanan Tangkap/Group of Fish Capture	
2.1.1 Harga Produsen Ikan Gabus (Rp/Kg), Menurut Provinsi, 2013 <i>Producer Price of Cork Fish (Rp/Kg), by Province, 2013.....</i>	41
2.1.2 Harga Produsen Ikan Baronang (Rp/Kg), Menurut Provinsi, 2013 <i>Producer Price of Orange-spotted spinefoot (Rp/Kg), by Province, 2013.....</i>	44
2.1.3 Harga Produsen Ikan Bawal (Rp/Kg), Menurut Provinsi, 2013 <i>Producer Price of Pomfret Fish (Rp/Kg), by Province, 2013.....</i>	47
2.1.4 Harga Produsen Ikan Belanak (Rp/Kg), Menurut Provinsi, 2013 <i>Producer Price of Mulletts (Rp/Kg), by Province, 2013.....</i>	50

2.1.5	Harga Produsen Ikan Cakalang (Rp/Kg), Menurut Provinsi, 2013 <i>Producer Price of Skipjack Tuna (Rp/Kg), by Province, 2013.....</i>	53
2.1.6	Harga Produsen Ikan Cucut (Rp/Kg), Menurut Provinsi, 2013 <i>Producer Price of Swordfish (Rp/Kg), by Province, 2013.....</i>	56
2.1.7	Harga Produsen Ikan Ekor Kuning (Rp/Kg), Menurut Provinsi, 2013 <i>Producer Price of Redbelly Yellow Fusilier(Rp/Kg), by Province, 2013.....</i>	59
2.1.8	Harga Produsen Ikan Gulamah (Rp/Kg), Menurut Provinsi, 2013 <i>Producer Price of Croacker Fish (Rp/Kg), by Province, 2013.....</i>	62
2.1.9	Harga Produsen Ikan Hiu (Rp/Kg), Menurut Provinsi, 2013 <i>Producer Price of Shark (Rp/Kg), by Province, 2013.....</i>	65
2.1.10	Harga Produsen Ikan Kakap (Rp/Kg), Menurut Provinsi, 2013 <i>Producer Price of Snapper (Rp/Kg), by Province, 2013.....</i>	68
2.1.11	Harga Produsen Ikan Kembung (Rp/Kg), Menurut Provinsi, 2013 <i>Producer Price of Mackerel (Rp/Kg), by Province, 2013.....</i>	71
2.1.12	Harga Produsen Ikan Kerapu (Rp/Kg), Menurut Provinsi, 2013 <i>Producer Price of Groupers (Rp/Kg), by Province, 2013.....</i>	74
2.1.13	Harga Produsen Ikan Kurisi (Rp/Kg), Menurut Provinsi, 2013 <i>Producer Price of Threadfin Bream (Rp/Kg), by Province, 2013.....</i>	77
2.1.14	Harga Produsen Ikan Kuwe (Rp/Kg), Menurut Provinsi, 2013 <i>Producer Price of Tille trevally (Rp/Kg), by Province, 2013.....</i>	80
2.1.15	Harga Produsen Ikan Layang (Rp/Kg), Menurut Provinsi, 2013 <i>Producer Price of Indian Scad (Rp/Kg), by Province, 2013.....</i>	83
2.1.16	Harga Produsen Ikan Layur/Beladang (Rp/Kg), Menurut Provinsi, 2013 <i>Producer Price of Hairtails (Rp/Kg), by Province, 2013.....</i>	86
2.1.17	Harga Produsen Ikan Lemuru (Rp/Kg), Menurut Provinsi, 2013 <i>Producer Price of Bali sardinella (Rp/Kg), by Province, 2013.....</i>	89
2.1.18	Harga Produsen Ikan Manyung (Rp/Kg), Menurut Provinsi, 2013 <i>Producer Price of Giant Catfish (Rp/Kg), by Province, 2013.....</i>	92
2.1.19	Harga Produsen Ikan Pari (Rp/Kg), Menurut Provinsi, 2013 <i>Producer Price of Devilrays (Rp/Kg), by Province, 2013.....</i>	95
2.1.20	Harga Produsen Ikan Peperek (Rp/Kg), Menurut Provinsi, 2013 <i>Producer Price of Slipmouths / Pony fishes (Rp/Kg), by Province, 2013.....</i>	98

2.1.21	Harga Produsen Ikan Sebelah (Rp/Kg), Menurut Provinsi, 2013 <i>Producer Price of Indian Halibut (Rp/Kg), by Province, 2013.....</i>	101
2.1.22	Harga Produsen Ikan Selar (Rp/Kg), Menurut Provinsi, 2013 <i>Producer Price of Yellowstripe Scad (Rp/Kg), by Province, 2013.....</i>	104
2.1.23	Harga Produsen Ikan Tembang (Rp/Kg), Menurut Provinsi, 2013 <i>Producer Price of Goldstripe Sardinella (Rp/Kg), by Province, 2013.....</i>	107
2.1.24	Harga Produsen Ikan Tenggiri (Rp/Kg), Menurut Provinsi, 2013 <i>Producer Price of Spanish Mackerel (Rp/Kg), by Province, 2013.....</i>	110
2.1.25	Harga Produsen Ikan Terbang (Rp/Kg), Menurut Provinsi, 2013 <i>Producer Price of Flying Fish (Rp/Kg), by Province, 2013.....</i>	113
2.1.26	Harga Produsen Ikan Teri (Rp/Kg), Menurut Provinsi, 2013 <i>Producer Price of Anchovies (Rp/Kg), by Province, 2013.....</i>	116
2.1.27	Harga Produsen Ikan Tongkol (Rp/Kg), Menurut Provinsi, 2013 <i>Producer Price of Eastern little tuna (Rp/Kg), by Province, 2013.....</i>	119
2.1.28	Harga Produsen Ikan Tuna (Rp/Kg), Menurut Provinsi, 2013 <i>Producer Price of Big Eye Tuna (Rp/Kg), by Province, 2013.....</i>	122
2.1.29	Harga Produsen Lobster (Rp/Kg), Menurut Provinsi, 2013 <i>Producer Price of Lobsters (Rp/Kg), by Province, 2013.....</i>	125
2.1.30	Harga Produsen Udang Laut (Rp/Kg), Menurut Provinsi, 2013 <i>Producer Price of Sea Shrimp (Rp/Kg), by Province, 2013.....</i>	128
2.1.31	Harga Produsen Kepiting (Rp/Kg), Menurut Provinsi, 2013 <i>Producer Price of Crab (Rp/Kg), by Province, 2013.....</i>	131
2.1.32	Harga Produsen Rajungan (Rp/Kg), Menurut Provinsi, 2013 <i>Producer Price of Swimming Crabs (Rp/Kg), by Province, 2013.....</i>	134
2.1.33	Harga Produsen Cumi-cumi (Rp/Kg), Menurut Provinsi, 2013 <i>Producer Price of Squids (Rp/Kg), by Province, 2013.....</i>	137
2.1.34	Harga Produsen Kerang Darah (Rp/Kg), Menurut Provinsi, 2013 <i>Producer Price of Blood Cockles (Rp/Kg), by Province, 2013.....</i>	140
2.1.35	Harga Produsen Sotong (Rp/Kg), Menurut Provinsi, 2013 <i>Producer Price of Cuttlefish (Rp/Kg), by Province, 2013.....</i>	143
2.2	Kelompok Budidaya Ikan/Group of Aquaculture	
2.2.1	Harga Produsen Ikan Bandeng (Rp/Kg), Menurut Provinsi, 2013 <i>Producer Price of Milkfish (Rp/Kg), by Province, 2013.....</i>	149

2.2.2	Harga Produsen Ikan Gurame (Rp/Kg), Menurut Provinsi, 2013 <i>Producer Price of Giant Gouramy/Carp (Rp/Kg), by Province, 2013.....</i>	152
2.2.3	Harga Produsen Ikan Lele (Rp/Kg), Menurut Provinsi, 2013 <i>Producer Price of Walking Catfish (Rp/Kg), by Province, 2013.....</i>	155
2.2.4	Harga Produsen Ikan Mas (Rp/Kg), Menurut Provinsi, 2013 <i>Producer Price of Carp (Rp/Kg), by Province, 2013.....</i>	158
2.2.5	Harga Produsen Ikan Mujair (Rp/Kg), Menurut Provinsi, 2013 <i>Producer Price of Tilapia (Rp/Kg), by Province, 2013.....</i>	161
2.2.6	Harga Produsen Ikan Nila (Rp/Kg), Menurut Provinsi, 2013 <i>Producer Price of Nile Tilapia (Rp/Kg), by Province, 2013.....</i>	164
2.2.7	Harga Produsen Ikan Patin (Rp/Kg), Menurut Provinsi, 2013 <i>Producer Price of Catfish (Rp/Kg), by Province, 2013.....</i>	167
2.2.8	Harga Produsen Udang Air Tawar (Rp/Kg), Menurut Provinsi, 2013 <i>Producer Price of Fresh Water Shrimp (Rp/Kg), by Province, 2013.....</i>	170
2.2.9	Harga Produsen Kepiting (Rp/Kg), Menurut Provinsi, 2013 <i>Producer Price of Crab (Rp/Kg), by Province, 2013.....</i>	173
2.2.10	Harga Produsen Rumput Laut (Rp/Kg), Menurut Provinsi, 2013 <i>Producer Price of Seaweed (Rp/Kg), by Province, 2013.....</i>	176

1. PENDAHULUAN

1.1. Latar Belakang

Salah satu tujuan pembangunan sektor pertanian adalah untuk meningkatkan kesejahteraan masyarakat perdesaan, khususnya petani maupun nelayan melalui peningkatan dan pemerataan pendapatan per kapita. Keberhasilan program pemerintah dalam bidang pertanian salah satunya tercermin dari perkembangan harga-harga hasil produksi/komoditas pertanian yang didukung dengan peningkatan kualitas hasilnya. Namun demikian, perubahan-perubahan harga dimaksud di atas bukanlah satu-satunya indikator untuk melihat peningkatan pendapatan para petani.

Pengumpulan data harga produsen sektor pertanian dilakukan melalui Survei Harga Produsen Perdesaan yang merupakan salah satu kegiatan rutin dalam rangka penghitungan indeks harga yang diterima petani dan indeks harga yang dibayar petani untuk biaya produksi.

Data yang disajikan dalam publikasi ini mencakup periode Januari sampai dengan Desember 2013. Maksud dan tujuan dari publikasi ini adalah untuk memberikan informasi perkembangan dan kesinambungan data harga produsen berbagai komoditas hasil pertanian, khususnya Subsektor Peternakan dan Perikanan yang dirinci menurut provinsi.

1. INTRODUCTION

1.1. Background

One of the goals of agricultural sector development is to improve the welfare of rural communities, especially farmers and fishermen through the increase and equitable distribution of income per capita. The success of government programs in agriculture, one of which is reflected in the prices development of agricultural products/commodities with supported by an increase in the quality of the results. However, the price changes are not the only indicator to see the increasing in farmer's income.

Producer price data collection of agricultural sector is conducted through the Rural Producer Prices Survey, which is one of the routine activities in order to calculate the index of prices received by farmers and the index of price paid by farmers for production cost.

Data presented in this publication covers the period from January to December in 2013. The purpose of this publication is to provide information of development and sustainably of producer price data for various agricultural commodities in Animal Husbandry and Fishery Subsector classified by province.

1.2. Cakupan Data

Dalam publikasi ini disajikan data harga beberapa komoditas terpilih hasil pertanian pada dua subsektor, yaitu peternakan dan perikanan. Daerah yang dicakup meliputi seluruh provinsi di Indonesia, kecuali DKI Jakarta (32 provinsi).

1.2. Data Coverage

This publication presents the price of agricultural commodities in two sub-sectors those are animal husbandry and fishery. The coverage area includes all provinces in Indonesia except DKI Jakarta (32 provinces).

<http://www.bps.go.id>

2. KONSEP DAN DEFINISI

2.1. Petani

Petani adalah orang yang mengusahakan/mengelola usaha pertanian atas resiko sendiri baik pertanian tanaman pangan, tanaman hortikultura, tanaman perkebunan rakyat, dan peternakan yang bertujuan sebagian atau seluruh hasil produksinya untuk dijual.

2.2. Nelayan

Nelayan adalah orang yang mengusahakan/mengelola usaha perikanan atas resiko sendiri yang bertujuan sebagian atau seluruh hasil produksinya untuk dijual.

2.3. Harga Produsen

Harga produsen (*farm gate*) adalah harga transaksi antara petani (penghasil) dan pembeli (pedagang pengumpul/tengkulak) untuk setiap komoditas menurut satuan setempat.

2.4. Satuan

Satuan yang digunakan adalah satuan yang lazim dipakai untuk pembelian atau penjualan secara partai besar. Satuan dari masing-masing jenis barang harus jelas dan tegas, misalnya: kg, kwintal (100 kg), 10 buah, dan sebagainya. Satuan setempat yang umumnya dipakai di daerah harus dikonversikan ke dalam satuan standar seperti di pada daftar isian.

2. CONCEPTS AND DEFINITIONS

2.1. Farmer

Farmer is a person who manages an agricultural business like food crops, horticulture, smallholding crops, livestock, and fisheries at his own risk that aimed part or all of their products are for sale.

2.2. Fishermen

A Fishermen is a person who managed an fisheries business at his own risk that aimed part or all of their products are for sale.

2.3. Producer price

Producer price (farm gate) is the transaction price between farmer as producer and buyer as traders or middleman for each commodity according to the local unit.

2.4. Unit

The unit used is the standard unit commonly used for the purchase or sale of wholesales. Unit of each type of goods has to be clear and unequivocal, for example: kg, quintals (100 kg), 10 pieces, and so on. The local unit is commonly used in the area must be converted into standard units as in the questionnaire.

<http://www.bps.go.id>

3. METODOLOGI

3.1. Metode Pengumpulan Data

Pengumpulan data harga produsen Subsektor Peternakan dan Perikanan dilakukan dengan menggunakan Daftar HD-4 (Subsektor Peternakan), Daftar HD-5.1 (Subsektor Perikanan-Tangkap), dan Daftar HD-5.2 (Subsektor Perikanan-Budidaya).

Pelaksanaan pencatatan daftar HD tersebut di atas dilakukan oleh Koordinator Statistik Kecamatan (KSK) dengan wawancara langsung ke peternak, nelayan, dan pembudidaya yang menjual hasil peternakan dan perikanan pada periode tanggal 1 sampai dengan tanggal 15 setiap bulan, sedangkan pencatatan data harganya setiap tanggal 15 (pertengahan bulan). Pencatatan data harga setiap komoditas dilakukan terhadap 2-3 petani untuk setiap sampel komoditas, dan selanjutnya harga yang terbanyak muncul (modus) atau rata-rata harga dari petani-petani tersebut dicatat dalam daftar isian.

3.2. Metode Penghitungan Rata-rata Harga

Formula penghitungan rata-rata harga tiap komoditas di masing-masing provinsi untuk Januari menggunakan rata-rata aritmatika. Selanjutnya untuk penghitungan Februari sampai Desember menggunakan relatif harga, yaitu rasio rata-rata harga bulan bersangkutan dengan rata-rata harga bulan sebelumnya. Bila menggunakan notasi matematika maka penghitungannya adalah sebagai berikut :

3. METHODOLOGY

3.1. Method of Data Collection

Producer price data collection of Animal Husbandry and Fishery Subsectors are using questionnaire of HD-4 (Animal Husbandry Subsector), HD-5.1 (Fishery Subsector-Fish Capture), and HD-5.2 (Fishery Subsector-Aquaculture).

Implementation of HD recording is conducted by Statistics Coordinator of the Subdistrict through a direct interview with farmers and fishermen who sell their livestock and fish during the period of 1st to 15th of each month, while recording of the price data is every 15th. The price data recording of price commodity is carried out on 2-3 farmers, and the most frequent price that appears (mode) or the average price of these farmers is recorded in the questionnaire.

3.2. Average Price Calculation Method

The average producer price calculation formula for each commodity in each province for January is using the arithmetic mean. Furthermore, for the calculations of February to December are using the relative price that is the ratio of average price of the respective month and average price of the previous month. When using mathematical notation the computation is using as follows:

$$\bar{P}_{(Jan)} = \frac{\sum_{i=1}^n P_{(Jan)i}}{n}$$

dimana :

$\bar{P}_{(Jan)}$ = rata-rata harga Januari

n = jumlah observasi

kemudian,

$$P_{kt} = P_{k(t-1)} \times \frac{RH_{k(t)}}{100}$$

dimana,

P_{kt} = Harga komoditas k pada bulan ke- t

k = jenis barang

t = bulan ke- t

$$RH_t = \frac{\bar{P}_t}{\bar{P}_{t-1}} \times 100$$

Sedangkan untuk rata-rata harga nasional per komoditas merupakan rata-rata harga dari komoditas di masing-masing provinsi.

$$\bar{P}_{(Jan)} = \frac{\sum_{i=1}^n P_{(Jan)i}}{n}$$

where :

\bar{P}_{ti} = average initial price

n = number of observation

then,

$$P_{kt} = P_{k(t-1)} \times \frac{RH_{k(t)}}{100}$$

where,

P_{kt} = price of commodity k in t -th month

k = types of commodity

t = t -month

$$RH_t = \frac{\bar{P}_t}{\bar{P}_{t-1}} \times 100$$

As for the national average price per type of commodity is the average of the prices of each province.

4. ULASAN SINGKAT

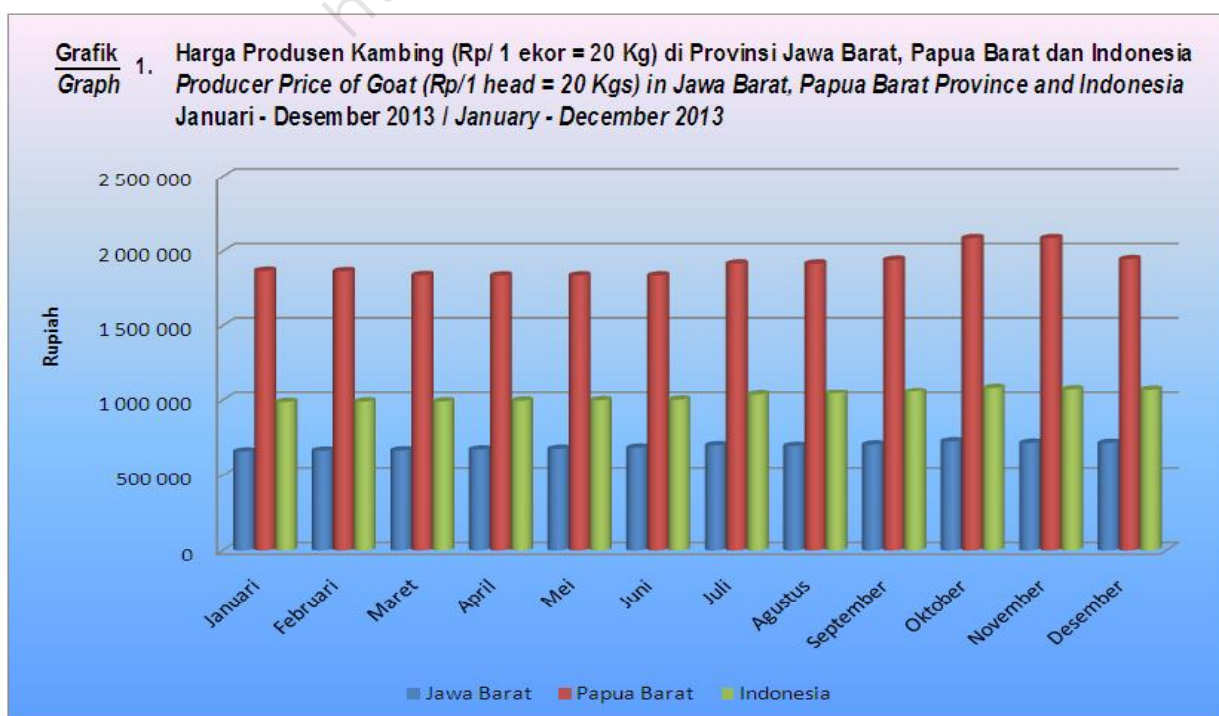
Secara umum harga produsen subsektor peternakan dan subsektor perikanan mengalami kenaikan selama periode 2013. Berikut ini ulasan mengenai perkembangan harga jenis ternak dan ikan tertentu di 32 provinsi selama periode 2013:

Pada periode 2013 harga rata-rata nasional komoditas peternakan mengalami kenaikan. Komoditas peternakan yang mengalami kenaikan harga tertinggi selama tahun 2013 adalah kambing dan sapi. Kenaikan harga rata-rata kambing tahun 2013 terhadap 2012 sebesar 7,6 persen. Kenaikan rata-rata terbesar terjadi pada Juli dan Oktober 2013. Hal ini disebabkan pada bulan-bulan tersebut mendekati hari besar keagamaan umat Islam. Harga kambing tertinggi terjadi pada Oktober 2013 di Provinsi Papua Barat, yaitu sebesar Rp2.085.510 per ekor dengan kenaikan harga sebesar 7,24 persen.

4. REVIEW

In general producer prices of Animal Husbandry and Fishery Subsector increased during period of 2013. Here is a review of price development of certain kinds of livestock and fish in 32 provinces during period of 2013:

In the period of 2013, the national average price of livestock commodities has increased. Livestock commodities that experienced the highest price increase during 2013 were Goat and Cow. The average price increase of goat in 2013 to 2012 was 7,6 percent. The largest increase occurred in July and October 2013. This is due to the moslem great day that was close to those months. The highest prices of goat in October occurred in Papua Barat Province, by Rp2.085.510 per head with a price increase by 7,24 percent.

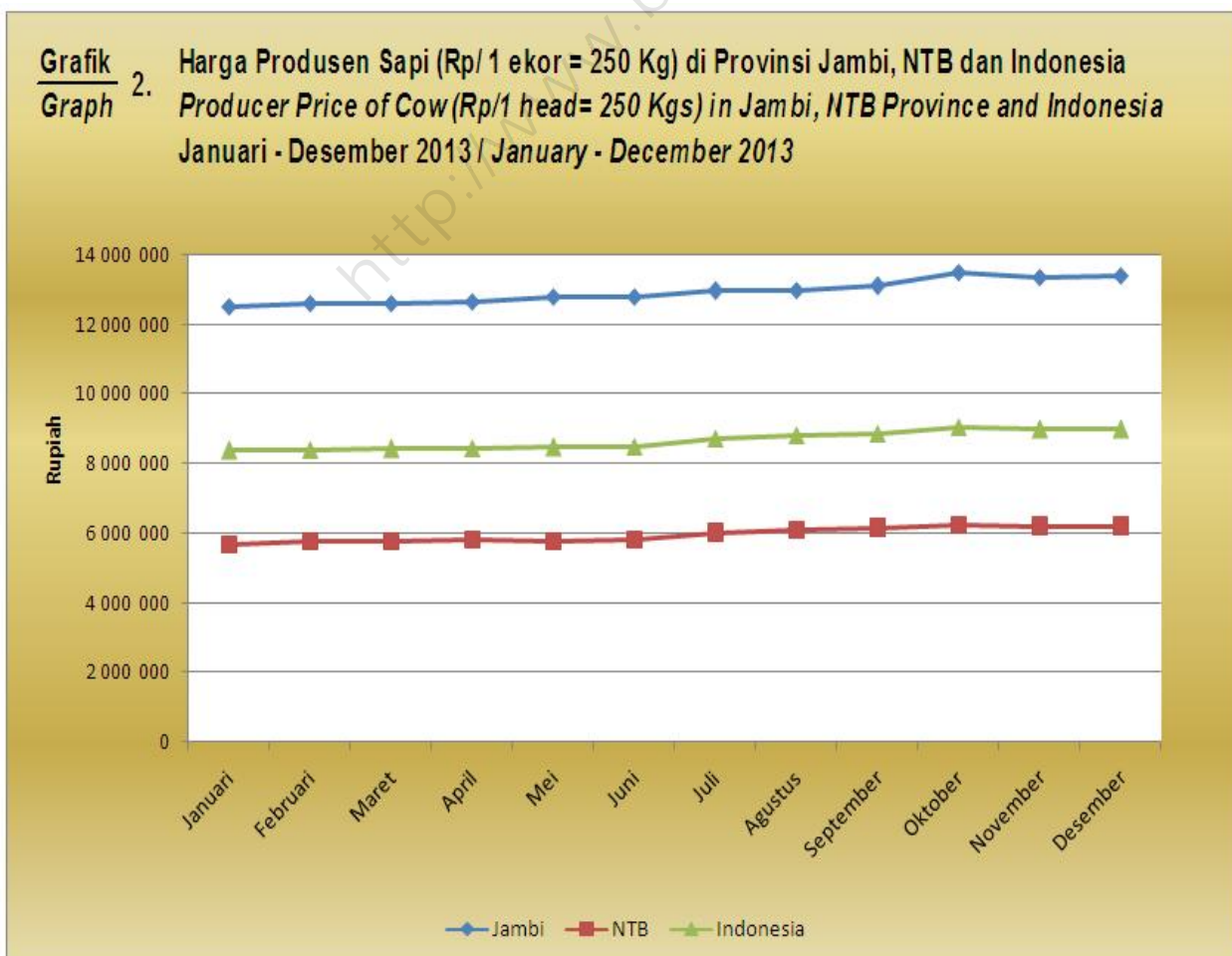


Harga kambing terendah di Oktober terjadi di Provinsi Jawa Barat, yaitu sebesar Rp724.618. Perkembangan harga kambing bisa dilihat dalam Tabel 1.3 dan Grafik 1.

Untuk komoditas sapi, seluruh provinsi di Indonesia mengalami kenaikan harga di Juli dan Oktober 2013. Seperti harga produsen kambing, kenaikan harga produsen sapi pada bulan-bulan tersebut menjelang hari besar keagamaan umat Islam. Harga produsen tertinggi terjadi di Provinsi Jambi pada Oktober 2013, yaitu sebesar Rp13.483.560, sedangkan harga terendah terjadi pada Januari 2013 di Provinsi Nusa Tenggara Barat sebesar Rp5.685.100 (Tabel 1.1 dan Grafik 2.).

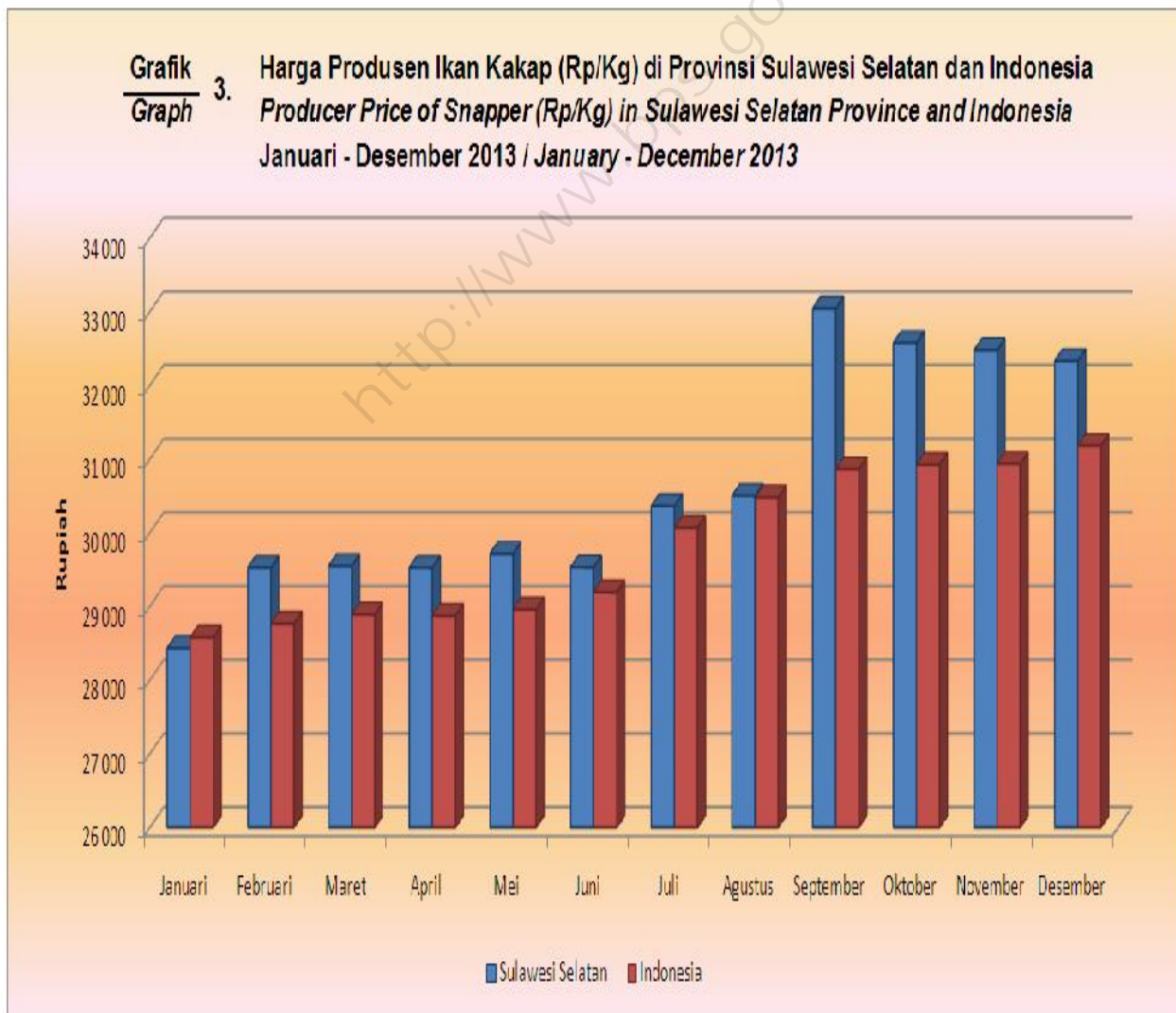
The lowest price of goat in October was in Jawa Barat, in the amount of Rp724.618. Developments price of goats can be seen in Table 1.3 and Graph 1

All provinces in Indonesia experienced an increase of cow price in July and October 2013. Same as goat producer price, an increase of cow producer price happened in month that approaching the moslem religious day. The highest producer price occurred in October 2013 in Jambi Province by Rp13.483.560, while the lowest price occurred in January 2013 in Nusa Tenggara Barat Province by Rp5.685.100 (Table 1.1 and Graph 2).

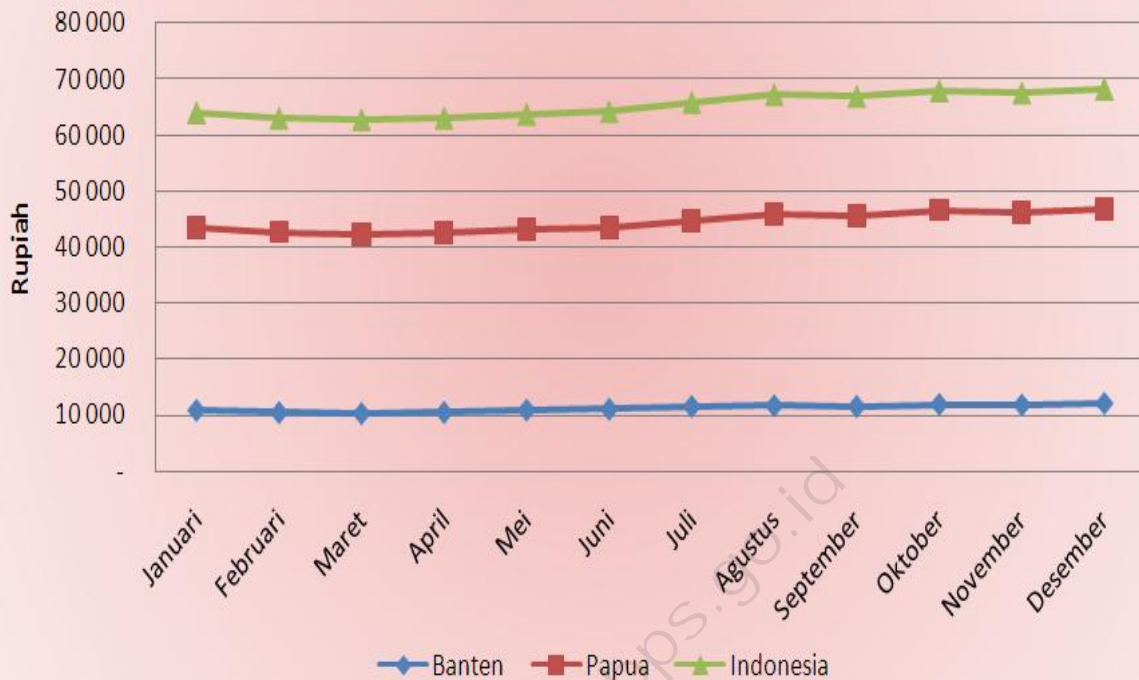


Pada subsektor perikanan terdapat dua kelompok, yaitu perikanan tangkap dan perikanan budidaya. Untuk kelompok perikanan tangkap selama periode 2013 terjadi fluktuasi harga produsen, seperti komoditas ikan kakap yang pada tahun 2013 naik sebesar 7,44 persen dibanding tahun 2012. Kenaikan harga ikan kakap tertinggi terjadi di Sulawesi Selatan pada September 2013 sebesar 8,33 persen, yaitu dari Rp30.449,00 menjadi Rp33.040 (Grafik 3. dan Tabel 2.1.10).

In Fishery Subsector, there are two groups, namely the capture fisheries and aquaculture. The fluctuations in producer price occurred during 2013 in capture fisheries subsector, such as commodities of snapper which in 2013 rose by 7,44 percent over 2012. The highest increase of snapper occurred in Sulawesi Selatan in September by 8,33 percent, from Rp30.449 to Rp33.040 (Graph 3. and Table 2.1.10).



Grafik 4. Harga Produsen Ikan Mujair (Rp/Kg) di Provinsi Banten, Papua dan Indonesia
Graph 4. *Producer Price of Tilapia (Rp/Kg) in Banten, Papua Province and Indonesia*
 Januari - Desember 2013 / January - December 2013



Untuk kelompok perikanan budidaya, rata-rata harga produsen ikan mujair nasional selama periode 2013 mengalami kenaikan sebesar 9,89 persen. Harga tertinggi komoditas ini terjadi di Papua pada Desember 2013 sebesar Rp34.725 per kg, sedangkan harga terendah sebesar Rp10.228 terjadi di Banten pada Maret 2013 (Tabel 2.2.5 dan Grafik 4.).

For aquaculture, the national average producer price of tilapia during the period of 2013 has increased 9,89 percent. The highest price of this commodity occurred in Papua in December 2013 amounted to Rp34.725 per kg, while the lowest price was Rp10.228 occurred in Banten in March 2013 (Table 2.2.5 and Graph 4.).

Tabel - tabel

Tables

<http://www.bps.go.id>

Subsektor Peternakan
Animal Husbandry Subsector

<http://www.bps.go.id>

Tabel/Table 1.1 Harga Produsen Sapi Potong (Rp/1 ekor = 250 Kg) Menurut Provinsi, 2013
Producer Price of Cow (Rp/1 head = 250 Kg) by Province, 2013

Provinsi <i>Province</i>	Januari <i>January</i>	Februari <i>February</i>	Maret <i>March</i>	April <i>April</i>
(1)	(2)	(3)	(4)	(5)
Aceh	9.386.599	9.340.500	9.415.957	9.400.443
Sumatera Utara	9.212.414	9.215.536	9.243.191	9.315.136
Sumatera Barat	10.648.598	10.702.001	10.669.113	10.644.488
Riau	10.210.552	10.210.552	10.262.714	10.262.714
Jambi	12.524.738	12.606.936	12.596.485	12.665.168
Sumatera Selatan	9.382.664	9.463.582	9.440.878	9.440.878
Bengkulu	10.760.096	10.927.089	10.834.466	10.769.782
Lampung	7.750.324	7.772.343	7.766.838	7.737.911
Kep. Bangka Belitung	10.357.637	10.413.249	10.413.249	10.498.919
Kepulauan Riau	10.212.164	10.212.164	10.212.164	10.212.164
Jawa Barat	9.749.297	9.843.807	9.888.852	9.973.838
Jawa Tengah	7.412.734	7.421.013	7.432.724	7.439.926
D.I. Yogyakarta	6.573.933	6.554.177	6.615.358	6.640.610
Jawa Timur	7.902.738	7.980.678	8.011.532	8.104.974
Banten	8.358.722	8.324.443	8.457.928	8.428.271
Bali	5.922.680	5.958.575	5.933.306	5.988.899
Nusa Tenggara Barat	5.685.100	5.776.993	5.776.993	5.816.697
Nusa Tenggara Timur	6.936.012	6.923.578	7.004.674	7.034.545
Kalimantan Barat	6.567.786	6.567.786	6.567.786	6.567.786
Kalimantan Tengah	8.081.822	8.141.248	8.141.248	8.159.259
Kalimantan Selatan	7.897.090	7.860.642	7.860.642	7.848.360
Kalimantan Timur	8.685.819	8.725.122	8.761.552	8.774.668
Sulawesi Utara	9.827.149	9.827.149	9.827.149	9.827.149
Sulawesi Tengah	7.803.368	7.768.487	7.806.423	7.869.505
Sulawesi Selatan	8.220.540	8.272.799	8.189.774	8.231.831
Sulawesi Tenggara	5.831.263	5.913.024	5.925.712	5.925.712
Gorontalo	6.788.462	6.856.060	6.817.357	6.831.365
Sulawesi Barat	8.264.685	8.264.685	8.264.685	8.264.685
Maluku	6.105.627	6.178.313	6.178.313	6.178.313
Maluku Utara	7.383.137	7.467.355	7.516.483	7.516.483
Papua Barat	9.921.926	9.919.272	10.019.466	10.006.106
Papua	7.860.320	7.835.646	7.896.512	7.964.003
Nasional/National	8.382.062	8.413.900	8.429.673	8.448.143

Subsektor Peternakan

Lanjutan Tabel/Continued Table 1.1

Provinsi Province	Mei May	Juni June	Juli July	Agustus August
(1)	(6)	(7)	(8)	(9)
Aceh	9.435.889	9.510.327	9.794.811	9.761.529
Sumatera Utara	9.369.352	9.423.843	9.789.258	9.738.388
Sumatera Barat	10.711.939	10.674.145	10.942.987	10.893.315
Riau	10.262.714	10.262.714	10.549.237	10.549.237
Jambi	12.797.973	12.799.421	12.956.542	12.987.931
Sumatera Selatan	9.402.360	9.448.582	9.668.137	9.760.582
Bengkulu	10.810.210	10.891.064	11.306.545	11.404.778
Lampung	7.810.786	7.869.322	8.141.666	8.233.084
Kep. Bangka Belitung	10.585.662	10.585.662	10.918.821	10.928.359
Kepulauan Riau	10.212.164	10.212.164	10.449.657	10.520.904
Jawa Barat	9.866.493	9.989.274	10.264.644	10.187.681
Jawa Tengah	7.400.529	7.470.372	7.673.503	7.730.758
D.I. Yogyakarta	6.651.355	6.746.497	6.856.899	6.894.228
Jawa Timur	8.167.942	8.219.953	8.641.720	8.659.685
Banten	8.435.557	8.464.837	8.922.466	8.938.303
Bali	6.019.121	6.075.164	6.299.040	6.250.323
Nusa Tenggara Barat	5.781.084	5.840.438	5.995.111	6.103.522
Nusa Tenggara Timur	7.031.270	7.127.227	7.307.246	7.439.384
Kalimantan Barat	6.535.681	6.607.135	6.809.583	6.809.583
Kalimantan Tengah	8.141.598	8.141.598	8.252.580	8.341.366
Kalimantan Selatan	7.848.360	7.848.360	7.848.360	8.346.669
Kalimantan Timur	8.879.597	8.752.291	9.309.601	9.436.262
Sulawesi Utara	9.827.149	9.856.311	10.235.400	10.454.105
Sulawesi Tengah	7.869.505	7.947.421	8.160.187	8.355.117
Sulawesi Selatan	8.283.260	8.364.157	8.552.187	8.811.905
Sulawesi Tenggara	6.039.912	5.976.468	6.077.979	6.090.668
Gorontalo	6.798.679	6.794.009	6.942.497	6.951.644
Sulawesi Barat	8.264.685	8.264.685	8.498.993	8.498.993
Maluku	6.243.348	6.279.542	6.460.509	6.550.992
Maluku Utara	7.565.610	7.614.737	7.664.183	7.861.968
Papua Barat	10.107.178	10.107.178	10.240.606	10.240.606
Papua	8.043.910	8.030.448	8.203.518	8.250.937
Nasional/National	8.475.027	8.506.105	8.741.702	8.811.963

Lanjutan Tabel/Continued Table 1.1

Provinsi <i>Province</i>	September <i>September</i>	Oktober <i>October</i>	November <i>November</i>	Desember <i>December</i>	Rata-rata <i>Average</i>
(1)	(10)	(11)	(12)	(13)	(14)
Aceh	9.721.358	10.015.944	9.934.843	9.854.384	9.631.049
Sumatera Utara	9.809.557	10.041.860	10.022.662	10.107.519	9.607.393
Sumatera Barat	10.980.748	11.192.437	11.045.948	10.923.973	10.835.808
Riau	10.549.237	10.840.250	10.761.616	10.629.537	10.445.923
Jambi	13.105.074	13.483.560	13.357.890	13.392.942	12.939.555
Sumatera Selatan	9.860.781	10.066.213	9.990.357	9.906.284	9.652.608
Bengkulu	11.496.720	11.814.486	11.625.838	11.751.556	11.199.386
Lampung	8.179.737	8.377.290	8.251.057	8.277.331	8.013.974
Kep. Bangka Belitung	11.022.103	11.256.570	11.230.919	11.157.589	10.780.728
Kepulauan Riau	10.626.113	10.830.461	10.730.179	10.596.052	10.418.863
Jawa Barat	10.240.628	10.590.828	10.441.643	10.614.352	10.137.611
Jawa Tengah	7.839.206	8.098.714	8.170.055	8.112.048	7.683.465
D.I. Yogyakarta	6.991.784	7.216.018	7.137.273	7.090.506	6.830.720
Jawa Timur	8.793.134	9.062.457	8.962.478	9.086.319	8.466.134
Banten	8.938.303	9.151.665	9.112.090	9.112.090	8.720.389
Bali	6.225.965	6.363.991	6.308.044	6.398.435	6.145.295
Nusa Tenggara Barat	6.127.020	6.244.508	6.176.448	6.176.448	5.958.363
Nusa Tenggara Timur	7.554.813	7.643.868	7.679.277	7.701.924	7.281.985
Kalimantan Barat	6.870.383	7.001.817	6.962.993	6.925.191	6.732.793
Kalimantan Tengah	8.341.366	8.496.740	8.453.367	8.453.367	8.262.130
Kalimantan Selatan	8.408.958	8.618.136	8.486.147	8.535.631	8.117.280
Kalimantan Timur	9.499.592	9.751.794	9.611.143	9.513.049	9.141.707
Sulawesi Utara	10.454.105	10.454.105	10.454.105	10.454.105	10.124.832
Sulawesi Tengah	8.447.858	8.633.016	8.518.982	8.518.982	8.141.571
Sulawesi Selatan	8.877.604	9.064.264	8.936.014	8.948.502	8.562.736
Sulawesi Tenggara	6.090.668	6.128.735	6.090.668	6.115.942	6.017.229
Gorontalo	7.034.881	7.119.379	7.058.286	7.048.919	6.920.128
Sulawesi Barat	8.610.403	8.749.447	8.637.888	8.637.888	8.435.143
Maluku	6.596.234	6.684.893	6.684.893	6.684.893	6.402.156
Maluku Utara	7.934.540	8.060.861	7.995.503	8.108.573	7.724.120
Papua Barat	10.374.034	10.558.834	10.464.817	10.347.390	10.192.284
Papua	8.250.937	8.368.807	8.274.511	8.376.219	8.112.981
Nasional/National	8.870.433	9.061.936	8.986.498	8.986.186	8.676.136

Subsektor Peternakan

**Tabel/Table 1.2 Harga Produsen Kerbau (Rp/1 ekor = 250 Kg) Menurut Provinsi, 2013
*Producer Price of Buffalo (Rp/1 head = 250 Kg) by Province, 2013***

Provinsi Province	Januari January	Februari February	Maret March	April April
<i>(1)</i>	<i>(2)</i>	<i>(3)</i>	<i>(4)</i>	<i>(5)</i>
Aceh	13.423.075	13.374.878	13.342.493	13.302.546
Sumatera Utara	11.437.137	11.606.528	11.615.711	11.592.578
Sumatera Barat	11.494.289	11.589.757	11.550.799	11.511.173
Riau	8.524.745	8.524.745	8.548.963	8.548.963
Jambi	13.543.629	13.558.858	13.518.247	13.786.555
Sumatera Selatan	12.079.398	12.061.764	12.013.517	12.013.517
Bengkulu	12.733.468	12.733.468	12.733.468	12.733.468
Lampung	8.544.567	8.544.567	8.544.567	8.544.567
Kep. Bangka Belitung	9.536.500	9.743.815	9.743.815	9.743.815
Kepulauan Riau	-	-	-	-
Jawa Barat	9.036.468	9.094.086	9.138.775	9.088.003
Jawa Tengah	8.269.031	8.355.716	8.416.430	8.336.486
D.I. Yogyakarta	-	-	-	-
Jawa Timur	6.571.107	6.586.715	6.664.206	6.741.697
Banten	9.881.236	9.849.687	9.849.687	9.837.939
Bali	6.053.175	6.053.175	6.053.175	6.053.175
Nusa Tenggara Barat	7.068.114	7.068.114	7.068.114	7.090.236
Nusa Tenggara Timur	6.202.890	6.202.890	6.228.270	6.228.270
Kalimantan Barat	9.333.333	9.333.333	9.333.333	9.333.333
Kalimantan Tengah	8.252.722	8.252.722	8.252.722	8.252.722
Kalimantan Selatan	11.533.985	11.583.065	11.534.802	11.534.802
Kalimantan Timur	9.030.000	9.040.000	9.060.000	9.130.001
Sulawesi Utara	-	-	-	-
Sulawesi Tengah	-	-	-	-
Sulawesi Selatan	10.222.117	10.237.051	10.322.732	10.320.724
Sulawesi Tenggara	7.007.323	7.007.323	7.007.323	7.007.323
Gorontalo	-	-	-	-
Sulawesi Barat	9.680.000	9.680.000	9.680.000	9.680.000
Maluku	8.000.000	8.000.000	8.000.000	8.000.000
Maluku Utara	-	-	-	-
Papua Barat	-	-	-	-
Papua	-	-	-	-
Nasional/National	9.477.430	9.503.427	9.509.215	9.517.162

Lanjutan Tabel/Continued Table 1.2

Provinsi Province	Mei May	Juni June	Juli July	Agustus August
(1)	(6)	(7)	(8)	(9)
Aceh	13.220.860	13.346.697	13.834.142	13.818.037
Sumatera Utara	11.531.371	11.650.725	12.003.878	11.898.001
Sumatera Barat	11.614.623	11.634.410	11.952.616	11.846.334
Riau	8.548.963	8.594.574	8.667.616	8.667.616
Jambi	13.841.629	13.846.752	14.083.738	14.092.562
Sumatera Selatan	12.013.517	12.013.517	12.013.517	12.059.723
Bengkulu	12.733.468	12.960.852	13.434.206	13.434.206
Lampung	8.544.567	8.544.567	8.856.630	8.586.885
Kep. Bangka Belitung	9.743.815	9.743.815	9.743.815	9.743.815
Kepulauan Riau	-	-	-	-
Jawa Barat	9.088.003	9.202.224	9.443.364	9.640.100
Jawa Tengah	8.352.752	8.361.863	8.623.426	8.760.114
D.I. Yogyakarta	-	-	-	-
Jawa Timur	6.741.697	6.744.796	6.805.424	7.002.463
Banten	9.829.946	9.952.516	10.393.558	10.465.789
Bali	6.053.175	6.053.175	6.053.175	6.053.175
Nusa Tenggara Barat	7.243.332	7.243.332	7.371.099	7.371.099
Nusa Tenggara Timur	6.346.118	6.374.001	6.392.693	6.498.707
Kalimantan Barat	9.333.333	9.333.333	9.722.222	9.722.222
Kalimantan Tengah	8.313.404	8.313.404	8.313.404	8.313.404
Kalimantan Selatan	11.534.802	11.534.802	11.534.802	11.534.802
Kalimantan Timur	9.130.001	9.130.001	9.430.330	9.830.768
Sulawesi Utara	-	-	-	-
Sulawesi Tengah	-	-	-	-
Sulawesi Selatan	10.369.152	10.360.966	10.530.255	10.899.073
Sulawesi Tenggara	7.007.323	7.007.323	7.007.323	7.007.323
Gorontalo	-	-	-	-
Sulawesi Barat	9.680.000	9.660.000	9.709.999	9.709.999
Maluku	8.000.000	8.000.000	8.333.333	8.333.333
Maluku Utara	-	-	-	-
Papua Barat	-	-	-	-
Papua	-	-	-	-
Nasional/National	9.533.994	9.566.985	9.760.607	9.803.731

Subsektor Peternakan

Lanjutan Tabel/Continued Table 1.2

Provinsi Province	September September	Oktober October	November November	Desember December	Rata-rata Average
<i>(1)</i>	<i>(10)</i>	<i>(11)</i>	<i>(12)</i>	<i>(13)</i>	<i>(14)</i>
Aceh	13.751.057	14.118.842	13.849.829	13.825.679	13.600.678
Sumatera Utara	11.918.161	12.049.091	12.212.532	12.299.960	11.817.973
Sumatera Barat	11.986.969	12.198.122	12.084.424	12.001.345	11.788.739
Riau	8.959.783	9.084.224	8.894.969	8.805.570	8.697.561
Jambi	14.220.516	14.498.220	14.437.162	14.511.289	13.994.930
Sumatera Selatan	12.059.723	12.248.484	12.077.574	12.077.574	12.060.985
Bengkulu	13.564.635	13.765.593	13.765.593	13.631.726	13.185.346
Lampung	8.586.885	8.766.716	8.766.716	8.766.716	8.633.163
Kep. Bangka Belitung	9.743.815	9.743.815	9.743.815	9.743.815	9.726.539
Kepulauan Riau	-	-	-	-	-
Jawa Barat	9.815.679	10.010.813	9.920.440	9.913.442	9.449.283
Jawa Tengah	8.857.075	9.006.851	9.074.937	9.046.836	8.621.793
D.I. Yogyakarta	-	-	-	-	-
Jawa Timur	7.002.463	7.085.825	7.035.571	7.290.517	6.856.040
Banten	10.439.992	10.705.302	10.509.166	10.549.139	10.188.663
Bali	6.053.175	6.053.175	6.053.175	6.070.324	6.054.604
Nusa Tenggara Barat	7.371.099	7.508.692	7.480.951	7.480.951	7.280.428
Nusa Tenggara Timur	6.537.762	6.256.567	6.330.829	6.366.701	6.330.475
Kalimantan Barat	9.557.439	9.590.395	9.590.395	9.590.395	9.481.089
Kalimantan Tengah	8.313.404	8.313.404	8.313.404	8.313.404	8.293.176
Kalimantan Selatan	11.534.802	11.534.802	11.727.853	11.727.853	11.570.931
Kalimantan Timur	9.934.883	9.934.883	9.934.883	9.934.883	9.460.053
Sulawesi Utara	-	-	-	-	-
Sulawesi Tengah	-	-	-	-	-
Sulawesi Selatan	10.949.164	11.194.424	11.183.503	11.196.546	10.648.809
Sulawesi Tenggara	7.007.323	7.007.323	7.085.182	7.085.182	7.020.300
Gorontalo	-	-	-	-	-
Sulawesi Barat	9.709.999	9.709.999	9.670.123	10.073.015	9.720.261
Maluku	8.500.000	8.500.000	8.500.000	8.500.000	8.222.222
Maluku Utara	-	-	-	-	-
Papua Barat	-	-	-	-	-
Papua	-	-	-	-	-
Nasional/National	9.848.992	9.953.565	9.926.793	9.950.119	9.696.002

Tabel/Table 1.3 Harga Produsen Kambing (Rp/1 ekor = 20 Kg) Menurut Provinsi, 2013
Producer Price of Goat (Rp/1 head = 20 Kg) by Province, 2013

Provinsi Province	Januari January	Februari February	Maret March	April April
<i>(1)</i>	<i>(2)</i>	<i>(3)</i>	<i>(4)</i>	<i>(5)</i>
Aceh	948.500	952.836	949.084	949.835
Sumatera Utara	1.091.113	1.101.254	1.103.320	1.102.169
Sumatera Barat	912.485	920.596	910.014	908.696
Riau	1.005.278	1.014.148	1.014.148	1.022.599
Jambi	1.052.941	1.051.253	1.060.346	1.069.535
Sumatera Selatan	876.843	886.769	893.863	893.863
Bengkulu	1.130.337	1.140.518	1.130.847	1.125.494
Lampung	681.851	681.541	688.323	695.104
Kep. Bangka Belitung	1.353.439	1.355.878	1.361.033	1.361.033
Kepulauan Riau	883.053	883.053	893.281	893.281
Jawa Barat	658.063	663.772	666.007	671.826
Jawa Tengah	897.714	896.448	892.837	893.379
D.I. Yogyakarta	666.132	663.872	667.755	665.623
Jawa Timur	951.301	958.638	965.093	971.740
Banten	615.152	613.689	619.372	620.741
Bali	770.525	770.525	770.525	770.525
Nusa Tenggara Barat	700.754	698.972	698.972	708.375
Nusa Tenggara Timur	711.919	721.886	719.948	721.388
Kalimantan Barat	948997,77	948.998	948.998	948.998
Kalimantan Tengah	1.226.153	1.226.153	1.226.153	1.254.410
Kalimantan Selatan	1.367.750	1.363.580	1.363.580	1.377.747
Kalimantan Timur	1.629.569	1.635.372	1.635.372	1.654.840
Sulawesi Utara	734.581	734.581	745.463	745.463
Sulawesi Tengah	755.334	755.334	755.334	749.292
Sulawesi Selatan	938.562	933.402	942.158	961.465
Sulawesi Tenggara	830.270	833.569	836.881	837.968
Gorontalo	680.561	695.355	695.355	698.667
Sulawesi Barat	1.523.864	1.521.983	1.521.983	1.529.909
Maluku	950.248	950.248	950.248	950.248
Maluku Utara	874.973	884.053	873.337	886.983
Papua Barat	1.865.000	1.862.500	1.837.194	1.834.664
Papua	1.416.793	1.418.052	1.418.052	1.427.230
Nasional/National	989.064	991.838	992.340	996.972

Subsektor Peternakan

Lanjutan Tabel/Continued Table 1.3

Provinsi Province	Mei May	Juni June	Juli July	Agustus August
(1)	(6)	(7)	(8)	(9)
Aceh	953.023	954.209	973.179	937.061
Sumatera Utara	1.103.483	1.113.860	1.147.124	1.170.942
Sumatera Barat	912.191	909.592	934.748	914.888
Riau	1.022.599	1.032.624	1.045.066	995.637
Jambi	1.077.288	1.076.261	1.113.249	1.085.659
Sumatera Selatan	890.100	890.100	933.875	938.960
Bengkulu	1.137.097	1.149.877	1.205.850	1.205.850
Lampung	700.535	708.777	722.952	746.578
Kep. Bangka Belitung	1.357.940	1.357.940	1.419.664	1.419.664
Kepulauan Riau	893.281	893.281	893.281	893.281
Jawa Barat	676.263	682.873	699.234	694.608
Jawa Tengah	902.070	913.097	941.701	941.126
D.I. Yogyakarta	671.650	677.212	692.617	736.778
Jawa Timur	971.932	966.451	1.018.637	1.028.101
Banten	618.891	625.773	656.919	698.804
Bali	770.525	779.698	801.478	834.675
Nusa Tenggara Barat	713.910	712.028	752.043	783.193
Nusa Tenggara Timur	714.562	716.254	718.819	741.652
Kalimantan Barat	948.998	961.010	1.033.086	1.075.130
Kalimantan Tengah	1.264.302	1.264.302	1.264.302	1.308.820
Kalimantan Selatan	1.377.747	1.374.281	1.374.281	1.382.978
Kalimantan Timur	1.654.840	1.654.840	1.781.760	1.796.405
Sulawesi Utara	761.787	761.787	788.994	788.994
Sulawesi Tengah	769.820	769.820	795.481	830.319
Sulawesi Selatan	962.438	978.270	1.010.274	1.035.807
Sulawesi Tenggara	838.509	841.536	861.050	871.746
Gorontalo	705.166	713.001	713.001	713.001
Sulawesi Barat	1.529.909	1.533.467	1.656.327	1.656.327
Maluku	950.248	950.248	950.248	950.248
Maluku Utara	886.983	886.983	927.921	927.921
Papua Barat	1.834.664	1.834.664	1.920.167	1.920.167
Papua	1.431.826	1.438.092	1.467.028	1.467.028
Nasional/National	1.000.143	1.003.819	1.037.949	1.046.636

Lanjutan Tabel/Continued Table 1.3

Provinsi Province	September September	Oktober October	November November	Desember December	Rata-rata Average
(1)	(10)	(11)	(12)	(13)	(14)
Aceh	944.427	969.017	957.295	944.679	952.762
Sumatera Utara	1.177.222	1.192.400	1.198.423	1.193.985	1.141.275
Sumatera Barat	922.277	943.832	934.800	934.800	921.576
Riau	1.001.286	1.026.484	1.026.484	1.008.251	1.017.884
Jambi	1.092.352	1.114.696	1.102.551	1.105.695	1.083.485
Sumatera Selatan	938.236	954.029	941.333	933.202	914.264
Bengkulu	1.214.883	1.240.722	1.226.794	1.215.853	1.177.010
Lampung	751.099	769.427	758.472	769.184	722.820
Kep. Bangka Belitung	1.445.666	1.482.047	1.486.797	1.479.418	1.406.710
Kepulauan Riau	907.767	931.974	913.819	854.799	894.513
Jawa Barat	704.034	724.618	714.631	713.950	689.157
Jawa Tengah	959.065	991.433	977.954	971.367	931.516
D.I. Yogyakarta	748.129	770.142	759.449	767.213	707.214
Jawa Timur	1.044.418	1.075.030	1.059.561	1.073.634	1.007.045
Banten	706.614	726.690	716.303	711.285	660.853
Bali	840.366	861.375	847.774	847.774	805.481
Nusa Tenggara Barat	778.924	799.727	789.461	789.461	743.818
Nusa Tenggara Timur	759.985	770.255	758.009	759.299	734.498
Kalimantan Barat	1.070.325	1.123.026	1.104.204	1.124.853	1.019.719
Kalimantan Tengah	1.388.951	1.424.565	1.415.606	1.415.606	1.306.610
Kalimantan Selatan	1.399.505	1.399.505	1.399.505	1.417.686	1.383.178
Kalimantan Timur	1.830.576	1.830.576	1.802.870	1.844.669	1.729.307
Sulawesi Utara	788.994	816.201	816.201	816.201	774.937
Sulawesi Tengah	837.646	837.646	825.848	818.129	791.667
Sulawesi Selatan	1.085.193	1.142.511	1.130.529	1.109.748	1.019.196
Sulawesi Tenggara	877.094	889.550	894.547	905.525	859.854
Gorontalo	725.137	733.048	721.529	729.218	710.253
Sulawesi Barat	1.678.120	1.732.045	1.703.518	1.711.385	1.608.236
Maluku	952.313	972.793	972.793	972.793	956.056
Maluku Utara	924.352	954.758	954.758	959.731	911.896
Papua Barat	1.944.597	2.085.510	2.085.510	1.948.757	1.914.449
Papua	1.467.028	1.514.351	1.504.887	1.588.225	1.463.216
Nasional/National	1.059.581	1.087.499	1.078.194	1.076.137	1.030.014

Subsektor Peternakan

Tabel/Table 1.4 Harga Produsen Babi (Rp/1 ekor = 70 Kg) Menurut Provinsi, 2013
Producer Price of Pig (Rp/1 head = 70 Kg) by Province, 2013

Provinsi <i>Province</i>	Januari <i>January</i>	Februari <i>February</i>	Maret <i>March</i>	April <i>April</i>
<i>(1)</i>	<i>(2)</i>	<i>(3)</i>	<i>(4)</i>	<i>(5)</i>
Aceh	-	-	-	-
Sumatera Utara	1.272.115	1.261.202	1.261.202	1.259.294
Sumatera Barat	-	-	-	-
Riau	1.345.957	1.345.957	1.345.957	1.346.820
Jambi	-	-	-	-
Sumatera Selatan	1.684.682	1.684.682	1.684.682	1.684.682
Bengkulu	-	-	-	-
Lampung	1.306.734	1.306.734	1.306.734	1.306.734
Kep. Bangka Belitung	1.438.721	1.448.952	1.459.245	1.466.128
Kepulauan Riau	1.540.000	1.540.000	1.540.000	1.540.987
Jawa Barat	1.000.000	1.050.000	1.050.000	1.050.000
Jawa Tengah	1.121.091	1.121.091	1.121.091	1.121.091
D.I. Yogyakarta	1.190.000	1.190.000	1.190.000	1.190.000
Jawa Timur	1.009.615	1.009.615	1.009.615	1.009.615
Banten	-	-	-	-
Bali	1.206.153	1.216.187	1.228.834	1.230.998
Nusa Tenggara Barat	-	-	-	-
Nusa Tenggara Timur	2.230.760	2.220.336	2.230.646	2.222.847
Kalimantan Barat	1.784.897	1.784.897	1.784.897	1.784.897
Kalimantan Tengah	1.953.300	1.953.300	1.953.300	1.956.273
Kalimantan Selatan	-	-	-	-
Kalimantan Timur	2.435.540	2.451.959	2.451.959	2.451.959
Sulawesi Utara	2.006.264	2.006.264	2.006.264	1.999.114
Sulawesi Tengah	1.041.320	1.041.320	1.034.770	1.047.089
Sulawesi Selatan	1.769.498	1.769.498	1.769.498	1.769.498
Sulawesi Tenggara	1.000.000	1.010.000	1.016.413	1.028.585
Gorontalo	1.259.207	1.245.215	1.245.215	1.245.215
Sulawesi Barat	1.632.632	1.632.632	1.632.632	1.646.954
Maluku	1.877.616	1.869.792	1.869.792	1.900.490
Maluku Utara	-	-	-	-
Papua Barat	4.241.257	4.241.257	4.241.257	4.238.799
Papua	4.462.535	4.448.652	4.487.905	4.511.886
Nasional/National	1.742.079	1.743.731	1.746.746	1.750.415
	1.541.784			

Lanjutan Tabel/Continued Table 1.4

Provinsi <i>Province</i>	Mei <i>May</i>	Juni <i>June</i>	Juli <i>July</i>	Agustus <i>August</i>
(1)	(6)	(7)	(8)	(9)
Aceh	-	-	-	-
Sumatera Utara	1.257.167	1.274.750	1.363.982	1.363.982
Sumatera Barat	-	-	-	-
Riau	1.345.494	1.349.257	1.443.705	1.443.705
Jambi	-	-	-	-
Sumatera Selatan	1.684.682	1.684.682	1.684.682	1.684.682
Bengkulu	-	-	-	-
Lampung	1.306.734	1.306.734	1.381.404	1.354.736
Kep. Bangka Belitung	1.461.387	1.461.387	1.517.891	1.517.891
Kepulauan Riau	1.539.470	1.543.776	1.543.776	1.543.776
Jawa Barat	1.050.000	1.050.000	1.050.000	1.050.000
Jawa Tengah	1.121.091	1.121.091	1.121.091	1.121.091
D.I. Yogyakarta	1.190.000	1.190.000	1.190.000	1.190.000
Jawa Timur	1.009.615	1.009.615	1.009.615	1.009.615
Banten	-	-	-	-
Bali	1.228.637	1.234.771	1.252.202	1.323.476
Nusa Tenggara Barat	-	-	-	-
Nusa Tenggara Timur	2.228.467	2.262.522	2.262.325	2.273.976
Kalimantan Barat	1.784.897	1.793.487	1.793.487	1.793.487
Kalimantan Tengah	1.962.880	1.962.880	1.962.880	1.968.469
Kalimantan Selatan	-	-	-	-
Kalimantan Timur	2.451.959	2.451.959	2.451.959	2.451.959
Sulawesi Utara	1.991.965	1.991.965	2.060.788	2.037.192
Sulawesi Tengah	1.047.089	1.047.089	1.047.089	1.065.039
Sulawesi Selatan	1.790.073	1.809.531	1.809.531	1.809.531
Sulawesi Tenggara	1.019.868	1.004.870	1.049.865	1.049.865
Gorontalo	1.245.215	1.234.839	1.234.839	1.234.839
Sulawesi Barat	1.646.954	1.646.954	1.646.954	1.646.954
Maluku	1.931.143	1.945.036	1.945.036	2.022.838
Maluku Utara	-	-	-	-
Papua Barat	4.238.799	4.238.799	4.377.775	4.377.775
Papua	4.498.144	4.494.186	4.494.186	4.494.186
Nasional/National	1.751.322	1.754.591	1.778.961	1.784.544

Subsektor Peternakan

Lanjutan Tabel/Continued Table 1.4

Provinsi Province	September September	Oktober October	November November	Desember December	Rata-rata Average
(1)	(10)	(11)	(12)	(13)	(14)
Aceh	-	-	-	-	-
Sumatera Utara	1.363.982	1.351.235	1.356.104	1.329.895	1.309.576
Sumatera Barat	-	-	-	-	-
Riau	1.443.705	1.443.705	1.443.705	1.443.705	1.395.139
Jambi	-	-	-	-	-
Sumatera Selatan	1.687.823	1.687.823	1.687.823	1.687.823	1.685.729
Bengkulu	-	-	-	-	-
Lampung	1.354.736	1.354.736	1.354.736	1.354.736	1.332.957
Kep. Bangka Belitung	1.534.870	1.533.311	1.546.917	1.546.917	1.494.468
Kepulauan Riau	1.543.776	1.543.776	1.543.776	1.543.776	1.542.241
Jawa Barat	1.050.000	1.050.000	1.050.000	1.050.000	1.045.833
Jawa Tengah	1.121.091	1.121.091	1.121.091	1.121.091	1.121.091
D.I. Yogyakarta	1.190.000	1.190.000	1.190.000	1.190.000	1.190.000
Jawa Timur	1.009.615	1.009.615	1.009.615	1.009.615	1.009.615
Banten	-	-	-	-	-
Bali	1.340.761	1.369.322	1.371.428	1.358.401	1.280.098
Nusa Tenggara Barat	-	-	-	-	-
Nusa Tenggara Timur	2.294.934	2.318.281	2.320.486	2.342.048	2.267.302
Kalimantan Barat	1.793.487	1.793.487	1.793.487	1.793.487	1.789.908
Kalimantan Tengah	1.968.469	1.968.469	1.963.812	1.963.812	1.961.487
Kalimantan Selatan	-	-	-	-	-
Kalimantan Timur	2.451.959	2.451.959	2.451.959	2.451.959	2.450.591
Sulawesi Utara	2.037.192	2.037.192	2.037.192	2.037.192	2.020.715
Sulawesi Tengah	1.079.240	1.079.240	1.096.371	1.111.391	1.061.421
Sulawesi Selatan	1.809.531	1.809.531	1.809.531	1.809.531	1.794.565
Sulawesi Tenggara	1.069.999	1.069.999	1.069.999	1.099.319	1.040.732
Gorontalo	1.247.569	1.259.800	1.295.966	1.306.620	1.254.545
Sulawesi Barat	1.646.954	1.646.954	1.646.954	1.646.954	1.643.373
Maluku	2.006.035	2.026.230	2.046.424	2.016.317	1.954.729
Maluku Utara	-	-	-	-	-
Papua Barat	4.441.221	4.441.221	4.441.221	4.441.221	4.330.050
Papua	4.494.186	4.494.186	4.584.070	4.610.277	4.506.200
Nasional/National	1.790.881	1.793.798	1.801.361	1.802.754	1.770.099

Tabel/Table 1.5 Harga Produsen Ayam (Rp/1 ekor = 1,5 Kg) Menurut Provinsi, 2013
Producer Price of Chicken/Broiler (Rp/1 head = 1,5 Kg) by Province, 2013

Provinsi Province	Januari January	Februari February	Maret March	April April
(1)	(2)	(3)	(4)	(5)
Aceh	49.465	49.740	50.158	50.823
Sumatera Utara	45.564	46.006	45.848	45.951
Sumatera Barat	33.644	33.662	33.641	33.641
Riau	41.028	40.977	41.136	40.908
Jambi	45.186	45.519	44.984	44.901
Sumatera Selatan	36.151	36.092	36.185	36.644
Bengkulu	38.675	38.558	38.513	38.965
Lampung	36.529	36.413	35.882	35.701
Kep. Bangka Belitung	40.313	40.423	39.823	39.965
Kepulauan Riau	56.454	57.007	55.997	55.997
Jawa Barat	35.840	36.186	36.193	35.981
Jawa Tengah	32.770	33.075	33.214	32.943
D.I. Yogyakarta	34.081	34.003	33.943	33.698
Jawa Timur	33.249	33.841	34.057	33.995
Banten	37.598	37.890	38.269	38.120
Bali	34.300	34.226	34.379	34.328
Nusa Tenggara Barat	48.727	49.126	49.258	49.485
Nusa Tenggara Timur	54.972	55.322	55.583	55.462
Kalimantan Barat	44.656	44.905	44.905	44.905
Kalimantan Tengah	42.764	42.670	42.978	42.640
Kalimantan Selatan	46.968	46.929	46.524	46.910
Kalimantan Timur	51.639	51.966	51.966	52.164
Sulawesi Utara	47.501	47.501	47.501	47.501
Sulawesi Tengah	50.029	50.129	50.046	50.436
Sulawesi Selatan	42.497	42.876	42.030	41.249
Sulawesi Tenggara	74.283	74.231	74.967	74.967
Gorontalo	38.987	38.879	38.879	38.807
Sulawesi Barat	51.395	51.316	50.874	51.055
Maluku	57.747	57.850	58.236	58.236
Maluku Utara	61.035	60.877	61.416	61.416
Papua Barat	104.231	104.231	104.231	104.077
Papua	109.518	109.319	109.748	109.748
Nasional/National	48.681	48.805	48.793	48.801

Subsektor Peternakan

Lanjutan Tabel/Continued Table 1.5

Provinsi Province	Mei May	Juni June	Juli July	Agustus August
(1)	(6)	(7)	(8)	(9)
Aceh	50.752	50.800	52.727	53.744
Sumatera Utara	45.861	46.592	49.492	50.010
Sumatera Barat	34.003	34.664	35.227	36.299
Riau	40.794	41.154	43.038	42.604
Jambi	45.319	45.768	47.367	45.685
Sumatera Selatan	36.759	37.229	39.084	40.610
Bengkulu	38.875	39.171	40.427	40.850
Lampung	35.927	36.366	38.114	38.763
Kep. Bangka Belitung	39.809	40.090	41.379	41.091
Kepulauan Riau	57.432	57.432	61.825	64.103
Jawa Barat	36.190	36.770	38.286	38.684
Jawa Tengah	33.137	33.643	35.859	37.372
D.I. Yogyakarta	33.949	34.370	36.336	38.190
Jawa Timur	34.079	34.526	36.801	37.041
Banten	38.201	38.574	40.684	41.154
Bali	34.512	34.370	35.690	35.865
Nusa Tenggara Barat	49.882	49.386	51.278	51.278
Nusa Tenggara Timur	55.713	56.418	57.965	58.301
Kalimantan Barat	44.905	44.622	44.969	45.272
Kalimantan Tengah	43.006	43.586	44.796	46.102
Kalimantan Selatan	47.441	47.863	49.845	49.326
Kalimantan Timur	52.164	52.610	53.345	54.669
Sulawesi Utara	47.501	47.501	50.231	50.231
Sulawesi Tengah	50.436	51.100	53.419	56.407
Sulawesi Selatan	41.036	41.335	43.211	46.750
Sulawesi Tenggara	75.703	77.069	79.465	81.989
Gorontalo	38.649	39.204	40.279	44.056
Sulawesi Barat	50.919	50.722	51.403	52.742
Maluku	58.463	58.709	58.709	59.456
Maluku Utara	61.254	61.418	62.219	62.219
Papua Barat	105.255	106.433	108.460	108.460
Papua	110.599	111.611	113.265	114.005
Nasional/National	49.016	49.410	51.100	51.979

Lanjutan Tabel/Continued Table 1.5

Provinsi Province	September September	Oktober October	November November	Desember December	Rata-rata Average
(1)	(10)	(11)	(12)	(13)	(14)
Aceh	53.551	54.084	53.253	52.944	51.837
Sumatera Utara	49.539	49.385	49.662	49.255	47.764
Sumatera Barat	35.790	36.129	35.395	35.118	34.768
Riau	42.749	42.990	42.990	42.440	41.901
Jambi	45.510	45.922	45.503	44.894	45.546
Sumatera Selatan	40.267	40.500	40.215	39.772	38.292
Bengkulu	41.017	41.017	41.269	41.075	39.868
Lampung	38.708	38.675	39.100	39.391	37.464
Kep. Bangka Belitung	41.223	41.479	40.942	40.239	40.565
Kepulauan Riau	63.269	64.729	63.755	63.160	60.097
Jawa Barat	38.803	38.600	38.065	37.886	37.290
Jawa Tengah	37.488	37.225	36.713	36.354	34.983
D.I. Yogyakarta	38.064	37.763	37.171	37.539	35.759
Jawa Timur	37.099	37.269	36.470	35.980	35.367
Banten	41.020	41.437	40.927	40.925	39.567
Bali	35.460	35.784	35.797	35.402	35.010
Nusa Tenggara Barat	50.995	51.251	50.931	50.836	50.203
Nusa Tenggara Timur	58.201	58.623	59.005	59.379	57.079
Kalimantan Barat	45.566	45.858	45.582	45.209	45.113
Kalimantan Tengah	45.860	45.762	45.417	46.124	44.309
Kalimantan Selatan	49.007	49.739	48.966	48.796	48.193
Kalimantan Timur	54.473	55.275	55.275	55.483	53.419
Sulawesi Utara	50.231	50.231	50.231	50.231	48.866
Sulawesi Tengah	57.180	57.180	56.445	56.160	53.247
Sulawesi Selatan	46.426	46.934	45.345	44.538	43.686
Sulawesi Tenggara	81.787	82.705	81.201	82.080	78.371
Gorontalo	44.369	44.675	43.762	42.197	41.062
Sulawesi Barat	52.590	53.305	52.589	52.474	51.782
Maluku	59.255	59.043	59.314	59.314	58.694
Maluku Utara	61.778	62.225	62.083	62.395	61.695
Papua Barat	108.657	110.810	110.810	110.250	107.159
Papua	114.005	115.192	115.192	114.092	112.191
Nasional/National	51.873	52.244	51.855	51.623	50.348

Subsektor Peternakan

Tabel/Table 1.6 Harga Produsen Itik/Bebek(Rp/1 ekor = 1,5 Kg) Menurut Provinsi, 2013
Producer Price of Duck (Rp/1 head = 1,5 Kg) by Province, 2013

Provinsi <i>Province</i>	Januari <i>January</i>	Februari <i>February</i>	Maret <i>March</i>	April <i>April</i>
(1)	(2)	(3)	(4)	(5)
Aceh	43.509	43.577	43.644	43.499
Sumatera Utara	40.715	41.208	41.606	41.924
Sumatera Barat	37.364	37.674	37.674	37.479
Riau	36.595	36.595	37.248	37.026
Jambi	35.209	35.338	35.155	35.119
Sumatera Selatan	36.102	36.070	36.070	36.070
Bengkulu	38.178	38.178	38.178	38.178
Lampung	38.582	38.502	38.844	38.844
Kep. Bangka Belitung	38.040	38.040	39.532	39.532
Kepulauan Riau	43.409	44.711	44.711	44.673
Jawa Barat	44.404	44.095	43.978	43.978
Jawa Tengah	35.440	35.564	35.761	35.777
D.I. Yogyakarta	32.816	32.300	32.447	32.447
Jawa Timur	35.739	36.188	36.785	37.420
Banten	37.699	37.802	37.844	38.068
Bali	48.137	48.083	48.246	48.246
Nusa Tenggara Barat	41.572	41.572	41.572	41.742
Nusa Tenggara Timur	51.667	50.000	50.000	50.000
Kalimantan Barat	32.997	33.120	33.120	33.120
Kalimantan Tengah	40.137	40.137	40.137	40.627
Kalimantan Selatan	38.341	38.398	38.398	38.455
Kalimantan Timur	49.250	49.759	48.982	49.140
Sulawesi Utara	44.325	44.325	44.325	44.325
Sulawesi Tengah	-	-	-	-
Sulawesi Selatan	32.174	32.174	32.267	33.162
Sulawesi Tenggara	40.012	39.941	39.941	39.941
Gorontalo	41.250	41.250	41.250	41.250
Sulawesi Barat	24.333	24.333	24.333	24.333
Maluku	60.156	60.156	60.156	60.156
Maluku Utara	51.221	51.221	49.514	48.944
Papua Barat	75.153	75.153	75.153	75.153
Papua	56.250	56.250	57.077	57.077
Nasional/National	41.960	41.991	42.063	42.120

Lanjutan Tabel/Continued Table 1.6

Provinsi <i>Province</i>	Mei <i>May</i>	Juni <i>June</i>	Juli <i>July</i>	Agustus <i>August</i>
(1)	(6)	(7)	(8)	(9)
Aceh	43.437	43.775	44.434	45.312
Sumatera Utara	41.981	42.066	43.658	43.950
Sumatera Barat	37.711	37.711	38.678	39.990
Riau	37.026	37.026	38.318	38.318
Jambi	35.401	35.769	37.212	38.231
Sumatera Selatan	36.070	36.070	36.160	37.496
Bengkulu	38.178	38.307	39.464	39.725
Lampung	38.844	39.399	40.934	38.573
Kep. Bangka Belitung	39.681	39.681	40.099	41.580
Kepulauan Riau	44.762	44.950	44.950	44.950
Jawa Barat	44.435	44.502	46.579	46.492
Jawa Tengah	35.720	36.008	36.845	37.542
D.I. Yogyakarta	32.447	32.521	33.516	35.357
Jawa Timur	37.389	37.404	39.175	39.650
Banten	38.025	37.979	39.531	40.967
Bali	47.924	47.680	48.127	49.906
Nusa Tenggara Barat	41.742	41.742	42.102	42.102
Nusa Tenggara Timur	50.000	52.000	52.000	55.925
Kalimantan Barat	33.120	33.728	35.818	35.818
Kalimantan Tengah	40.627	40.627	43.074	46.500
Kalimantan Selatan	38.455	38.455	39.699	39.140
Kalimantan Timur	49.140	49.736	51.956	53.288
Sulawesi Utara	44.325	44.325	44.986	44.986
Sulawesi Tengah	-	-	-	-
Sulawesi Selatan	32.977	33.220	33.805	34.665
Sulawesi Tenggara	39.344	39.523	40.714	41.300
Gorontalo	41.021	41.021	41.652	41.652
Sulawesi Barat	24.500	24.500	25.044	25.687
Maluku	60.156	60.156	60.156	60.473
Maluku Utara	49.001	49.283	50.416	50.416
Papua Barat	75.153	75.153	77.240	77.240
Papua	57.077	57.077	57.077	57.201
Nasional/National	42.118	42.303	43.336	44.014

Subsektor Peternakan

Lanjutan Tabel/Continued Table 1.6

Provinsi Province	September September	Oktober October	November November	Desember December	Rata-rata Average
<i>(1)</i>	<i>(10)</i>	<i>(11)</i>	<i>(12)</i>	<i>(13)</i>	<i>(14)</i>
Aceh	45.168	45.314	45.017	45.017	44.308
Sumatera Utara	43.912	43.822	44.101	44.101	42.754
Sumatera Barat	39.465	39.465	38.810	37.971	38.333
Riau	38.318	38.318	38.318	39.276	37.699
Jambi	38.141	38.372	38.031	37.642	36.635
Sumatera Selatan	37.400	37.400	38.312	38.312	36.794
Bengkulu	39.725	39.725	39.725	40.571	39.011
Lampung	38.732	38.732	38.732	38.732	38.954
Kep. Bangka Belitung	41.900	42.019	42.019	42.250	40.364
Kepulauan Riau	44.950	44.950	44.950	44.950	44.743
Jawa Barat	46.312	46.529	46.501	46.464	45.356
Jawa Tengah	37.349	37.138	37.013	36.894	36.421
D.I. Yogyakarta	34.841	34.841	34.767	35.383	33.640
Jawa Timur	39.538	39.953	39.596	39.499	38.195
Banten	40.872	40.919	41.060	40.959	39.310
Bali	49.383	49.592	49.389	48.990	48.642
Nusa Tenggara Barat	42.173	42.527	42.527	42.527	41.992
Nusa Tenggara Timur	55.925	55.925	55.925	56.123	52.957
Kalimantan Barat	35.982	35.982	36.927	36.613	34.695
Kalimantan Tengah	46.500	46.500	46.745	46.745	43.196
Kalimantan Selatan	39.028	39.028	39.028	38.863	38.774
Kalimantan Timur	52.844	53.445	53.048	53.048	51.136
Sulawesi Utara	44.986	44.986	44.986	44.986	44.655
Sulawesi Tengah	-	-	-	-	-
Sulawesi Selatan	34.529	34.968	34.968	35.214	33.677
Sulawesi Tenggara	41.300	41.534	41.534	41.924	40.584
Gorontalo	41.652	39.955	40.115	40.115	41.015
Sulawesi Barat	25.526	25.526	25.526	25.195	24.903
Maluku	59.897	59.897	60.548	60.548	60.204
Maluku Utara	50.151	50.151	49.703	51.130	50.096
Papua Barat	77.240	77.240	77.240	77.240	76.196
Papua	57.201	59.937	59.937	59.937	57.675
Nasional/National	43.901	44.022	44.035	44.104	42.997

Tabel/Table 1.7 Harga Produsen Telur Ayam Kampung (Rp/10 Butir) Menurut Provinsi, 2013
Producer Price of Native Chicken's Eggs (Rp/10 items) by Province, 2013

Provinsi Province	Januari January	Februari February	Maret March	April April
(1)	(2)	(3)	(4)	(5)
Aceh	20.059	20.264	20.361	20.459
Sumatera Utara	22.311	22.285	22.209	22.209
Sumatera Barat	14.276	14.387	14.387	14.387
Riau	25.526	25.526	25.526	25.526
Jambi	19.291	19.291	19.109	19.043
Sumatera Selatan	20.500	20.600	20.600	20.817
Bengkulu	18.352	18.352	18.352	18.352
Lampung	16.342	16.342	16.342	15.777
Kep. Bangka Belitung	22.592	22.592	22.807	22.807
Kepulauan Riau	18.333	18.506	18.506	18.506
Jawa Barat	16.676	16.770	17.196	17.196
Jawa Tengah	14.338	14.474	14.480	14.570
D.I. Yogyakarta	12.060	11.927	12.291	12.379
Jawa Timur	13.450	13.693	13.776	13.657
Banten	17.294	17.408	17.408	17.371
Bali	16.286	16.457	16.457	16.457
Nusa Tenggara Barat	14.385	14.385	14.385	14.385
Nusa Tenggara Timur	17.580	17.580	17.580	17.580
Kalimantan Barat	20.597	20.597	20.597	20.597
Kalimantan Tengah	21.085	21.085	20.944	21.085
Kalimantan Selatan	14.700	14.700	14.931	15.234
Kalimantan Timur	21.500	21.500	21.500	21.500
Sulawesi Utara	25.903	25.903	25.903	25.903
Sulawesi Tengah	22.757	23.041	23.041	23.041
Sulawesi Selatan	14.622	14.654	14.624	14.598
Sulawesi Tenggara	19.802	19.802	19.802	19.876
Gorontalo	15.032	14.946	14.946	14.871
Sulawesi Barat	16.500	16.500	16.791	16.761
Maluku	23.645	23.645	23.645	23.645
Maluku Utara	21.667	22.061	22.061	22.061
Papua Barat	32.928	32.928	32.928	32.928
Papua	30.625	31.028	31.028	30.949
Nasional/National	19.407	19.476	19.516	19.516

Subsektor Peternakan

Lanjutan Tabel/Continued Table 1.7

Provinsi Province	Mei May	Juni June	Juli July	Agustus August
(1)	(6)	(7)	(8)	(9)
Aceh	20.411	20.411	21.185	21.185
Sumatera Utara	22.770	23.180	23.472	24.163
Sumatera Barat	14.387	14.641	15.412	15.521
Riau	25.526	25.526	26.944	26.944
Jambi	18.897	18.897	19.616	19.754
Sumatera Selatan	20.817	20.817	21.210	22.388
Bengkulu	18.352	18.563	19.167	19.167
Lampung	15.728	15.927	16.540	16.910
Kep. Bangka Belitung	22.860	22.860	23.605	23.605
Kepulauan Riau	18.506	18.506	18.506	18.760
Jawa Barat	17.323	17.430	17.788	17.788
Jawa Tengah	14.629	14.675	15.293	15.389
D.I. Yogyakarta	12.361	12.442	13.031	12.870
Jawa Timur	13.537	13.587	14.230	14.327
Banten	17.142	17.246	18.342	18.142
Bali	16.407	16.407	16.855	17.446
Nusa Tenggara Barat	14.670	15.238	15.807	15.807
Nusa Tenggara Timur	17.580	17.580	17.963	18.068
Kalimantan Barat	20.757	20.757	21.816	22.348
Kalimantan Tengah	20.944	20.944	20.482	20.482
Kalimantan Selatan	14.931	14.931	15.537	15.689
Kalimantan Timur	21.500	21.978	22.870	22.870
Sulawesi Utara	25.903	25.903	27.080	25.387
Sulawesi Tengah	23.041	23.132	23.437	24.134
Sulawesi Selatan	14.649	14.916	15.857	16.479
Sulawesi Tenggara	19.876	19.876	20.173	20.173
Gorontalo	15.021	15.172	15.605	15.605
Sulawesi Barat	16.761	16.700	17.456	17.456
Maluku	23.645	23.645	23.645	24.551
Maluku Utara	22.061	22.142	22.524	22.677
Papua Barat	32.928	32.928	35.598	35.598
Papua	31.265	31.265	32.395	32.395
Nasional/National	19.537	19.632	20.295	20.440

Lanjutan Tabel/Continued Table 1.7

Provinsi Province	September September	Oktober October	November November	Desember December	Rata-rata Average
(1)	(10)	(11)	(12)	(13)	(14)
Aceh	21.130	21.130	21.343	20.830	20.731
Sumatera Utara	24.121	24.461	24.055	23.888	23.260
Sumatera Barat	15.091	15.287	15.240	15.144	14.847
Riau	26.944	26.944	26.944	26.944	26.235
Jambi	19.917	19.851	19.545	19.605	19.401
Sumatera Selatan	22.334	22.334	22.236	22.432	21.424
Bengkulu	19.167	19.167	19.167	19.380	18.795
Lampung	16.960	16.960	16.945	17.198	16.497
Kep. Bangka Belitung	23.504	23.672	23.174	23.010	23.091
Kepulauan Riau	18.760	19.013	19.013	19.013	18.661
Jawa Barat	17.798	17.830	18.092	18.092	17.498
Jawa Tengah	15.384	15.540	15.476	15.487	14.978
D.I. Yogyakarta	13.031	13.076	13.071	13.289	12.652
Jawa Timur	14.306	14.377	14.276	14.423	13.970
Banten	18.142	18.142	18.108	18.311	17.755
Bali	17.889	17.963	17.963	17.963	17.046
Nusa Tenggara Barat	15.807	15.807	15.807	15.807	15.191
Nusa Tenggara Timur	18.068	18.068	18.068	18.068	17.815
Kalimantan Barat	22.348	22.348	22.348	22.856	21.497
Kalimantan Tengah	20.636	20.790	20.790	20.790	20.838
Kalimantan Selatan	15.613	15.613	15.628	15.553	15.255
Kalimantan Timur	22.870	22.870	22.870	23.088	22.243
Sulawesi Utara	25.387	25.387	25.222	25.222	25.758
Sulawesi Tengah	24.415	24.448	24.448	24.797	23.644
Sulawesi Selatan	16.424	16.436	16.618	16.618	15.541
Sulawesi Tenggara	20.313	20.517	20.451	20.655	20.110
Gorontalo	15.605	15.605	15.534	15.717	15.305
Sulawesi Barat	17.556	17.485	17.412	17.412	17.066
Maluku	24.551	24.460	24.088	24.088	23.938
Maluku Utara	22.490	22.490	22.490	22.490	22.268
Papua Barat	35.954	35.954	35.954	35.954	34.381
Papua	32.395	32.395	32.395	32.395	31.711
Nasional/National	20.466	20.513	20.462	20.516	19.981

Subsektor Peternakan

Tabel/Table 1.8 **Harga Produsen Telur Ayam Ras (Rp/1 Kg) Menurut Provinsi, 2013**
Producer Price of Layer's Eggs (Rp/1 Kg) by Province, 2013

Provinsi <i>Province</i>	Januari <i>January</i>	Februari <i>February</i>	Maret <i>March</i>	April <i>April</i>
<i>(1)</i>	<i>(2)</i>	<i>(3)</i>	<i>(4)</i>	<i>(5)</i>
Aceh	15.870	16.123	16.322	16.322
Sumatera Utara	14.504	14.467	14.411	14.582
Sumatera Barat	14.030	14.162	13.968	13.968
Riau	20.642	20.642	20.642	20.541
Jambi	16.227	16.640	16.640	16.577
Sumatera Selatan	14.297	14.924	15.121	14.877
Bengkulu	16.011	16.011	16.011	16.011
Lampung	17.388	18.241	17.480	17.537
Kep. Bangka Belitung	17.794	17.534	17.534	17.197
Kepulauan Riau	22.054	22.531	22.041	21.970
Jawa Barat	16.737	17.340	16.535	16.327
Jawa Tengah	15.852	16.081	15.663	15.490
D.I. Yogyakarta	15.406	15.435	14.701	14.425
Jawa Timur	18.494	18.969	17.780	17.267
Banten	17.965	18.221	18.297	18.153
Bali	14.845	14.907	14.721	14.969
Nusa Tenggara Barat	14.293	14.583	14.583	14.472
Nusa Tenggara Timur	22.019	22.019	22.241	22.241
Kalimantan Barat	22.057	22.057	22.057	22.553
Kalimantan Tengah	17.346	17.346	17.346	17.137
Kalimantan Selatan	16.875	17.108	17.019	16.598
Kalimantan Timur	20.684	21.292	21.292	20.988
Sulawesi Utara	21.330	21.330	21.330	21.330
Sulawesi Tengah	19.735	19.735	19.735	19.735
Sulawesi Selatan	15.903	16.225	16.042	16.012
Sulawesi Tenggara	22.965	22.898	22.055	21.818
Gorontalo	17.339	17.348	17.156	17.047
Sulawesi Barat	17.834	18.328	17.657	17.591
Maluku	12.778	12.778	12.778	12.778
Maluku Utara	21.620	21.558	21.558	21.736
Papua Barat	30.147	30.147	30.147	30.147
Papua	31.795	31.973	31.730	31.730
Nasional/National	18.526	18.717	18.519	18.441

Lanjutan Tabel/Continued Table 1.8

Provinsi <i>Province</i>	Mei <i>May</i>	Juni <i>June</i>	Juli <i>July</i>	Agustus <i>August</i>
(1)	(6)	(7)	(8)	(9)
Aceh	16.322	16.521	17.453	17.874
Sumatera Utara	14.325	14.238	15.041	15.416
Sumatera Barat	13.968	14.132	14.651	14.546
Riau	20.541	20.541	20.541	20.541
Jambi	16.609	16.652	17.485	17.643
Sumatera Selatan	15.073	15.268	15.793	16.331
Bengkulu	16.011	16.248	17.249	17.249
Lampung	17.498	17.590	18.760	18.659
Kep. Bangka Belitung	17.268	17.268	17.861	18.142
Kepulauan Riau	21.969	22.100	24.184	24.184
Jawa Barat	16.461	16.944	17.534	17.408
Jawa Tengah	15.824	16.289	17.563	17.329
D.I. Yogyakarta	14.740	15.068	16.246	15.646
Jawa Timur	17.353	17.849	19.245	18.335
Banten	18.329	18.538	19.860	20.144
Bali	14.969	15.015	15.267	16.216
Nusa Tenggara Barat	14.472	14.472	14.977	14.977
Nusa Tenggara Timur	22.241	22.241	23.399	23.698
Kalimantan Barat	22.839	23.314	22.582	22.582
Kalimantan Tengah	17.137	17.137	18.441	16.871
Kalimantan Selatan	16.688	16.688	17.958	17.867
Kalimantan Timur	20.988	21.213	21.556	21.556
Sulawesi Utara	21.330	21.330	22.320	22.655
Sulawesi Tengah	19.735	19.735	20.652	20.838
Sulawesi Selatan	16.199	16.365	17.478	17.708
Sulawesi Tenggara	21.818	22.042	23.540	23.851
Gorontalo	17.047	17.210	18.009	18.279
Sulawesi Barat	17.780	17.824	18.776	18.719
Maluku	12.778	12.778	12.778	12.778
Maluku Utara	21.736	21.913	21.913	22.098
Papua Barat	30.147	30.147	30.147	30.147
Papua	31.730	31.730	31.730	31.730
Nasional/National	18.498	18.638	19.406	19.438

Subsektor Peternakan

Lanjutan Tabel/Continued Table 1.8

Provinsi Province	September September	Oktober October	November November	Desember December	Rata-rata Average
<i>(1)</i>	<i>(10)</i>	<i>(11)</i>	<i>(12)</i>	<i>(13)</i>	<i>(14)</i>
Aceh	18.053	18.053	18.053	18.034	17.083
Sumatera Utara	15.538	15.972	15.714	15.698	14.992
Sumatera Barat	14.493	14.650	14.598	14.442	14.301
Riau	20.541	20.372	20.372	20.877	20.566
Jambi	17.678	17.507	17.682	17.539	17.073
Sumatera Selatan	16.098	15.913	15.450	15.641	15.399
Bengkulu	17.371	17.371	16.907	16.792	16.603
Lampung	17.645	17.052	16.991	17.094	17.661
Kep. Bangka Belitung	18.014	18.092	18.092	18.092	17.741
Kepulauan Riau	24.184	24.184	22.933	22.621	22.913
Jawa Barat	17.356	17.263	17.134	17.307	17.029
Jawa Tengah	17.009	16.493	15.905	16.284	16.315
D.I. Yogyakarta	15.357	15.058	14.560	14.836	15.123
Jawa Timur	17.586	16.960	16.356	16.540	17.728
Banten	19.816	19.617	19.385	19.086	18.951
Bali	15.630	15.466	15.208	15.043	15.188
Nusa Tenggara Barat	14.977	14.977	14.977	14.977	14.728
Nusa Tenggara Timur	24.025	24.389	24.602	24.920	23.170
Kalimantan Barat	22.389	21.993	21.228	21.536	22.266
Kalimantan Tengah	16.871	17.067	17.067	17.067	17.236
Kalimantan Selatan	17.958	17.522	17.370	17.370	17.252
Kalimantan Timur	21.898	21.898	21.898	22.095	21.446
Sulawesi Utara	22.655	22.655	22.542	22.542	21.946
Sulawesi Tengah	20.395	20.961	20.660	20.660	20.215
Sulawesi Selatan	17.417	17.273	16.840	17.014	16.706
Sulawesi Tenggara	23.630	23.630	23.486	23.981	22.976
Gorontalo	17.769	17.391	17.141	17.298	17.419
Sulawesi Barat	18.529	18.605	18.450	18.495	18.216
Maluku	12.778	12.778	12.778	12.778	12.778
Maluku Utara	22.029	21.733	21.733	21.733	21.780
Papua Barat	30.233	30.233	30.233	30.233	30.176
Papua	31.730	31.730	31.730	31.730	31.755
Nasional/National	19.302	19.214	19.002	19.073	18.898

Subsektor Perikanan
Fishery Subsector

Kelompok Perikanan Tangkap
Group of Fish Capture

Tabel/Table 2.1.1 **Harga Produsen Ikan Gabus (Rp/Kg) Menurut Provinsi, 2013**
Producer Price of Cork Fish (Rp/Kg) by Province, 2013

Provinsi <i>Province</i> (1)	Januari <i>January</i> (2)	Februari <i>February</i> (3)	Maret <i>March</i> (4)	April <i>April</i> (5)
Aceh	22,886	22,886	22,886	22,886
Sumatera Utara	25,161	25,012	24,953	25,542
Sumatera Barat	26,065	26,539	26,539	26,539
Riau	20,221	23,897	25,664	27,375
Jambi	35,210	36,424	35,008	31,507
Sumatera Selatan	27,866	27,446	29,713	27,524
Bengkulu	20,000	20,000	20,000	20,000
Lampung	23,000	24,840	24,840	24,095
Kep. Bangka Belitung	20,390	20,390	20,848	20,848
Kepulauan Riau	-	-	-	-
Jawa Barat	-	-	-	-
Jawa Tengah	19,103	19,103	19,213	18,836
D.I. Yogyakarta	34,351	31,603	29,496	30,549
Jawa Timur	23,600	24,246	25,216	24,214
Banten	-	-	-	-
Bali	-	-	-	-
Nusa Tenggara Barat	-	-	-	-
Nusa Tenggara Timur	-	-	-	-
Kalimantan Barat	15,481	16,845	16,845	16,284
Kalimantan Tengah	21,866	22,295	22,659	23,145
Kalimantan Selatan	22,502	22,564	22,720	22,080
Kalimantan Timur	19,740	19,740	19,740	20,623
Sulawesi Utara	15,000	15,000	15,000	15,000
Sulawesi Tengah	-	-	-	-
Sulawesi Selatan	24,167	25,175	25,385	25,385
Sulawesi Tenggara	-	-	-	-
Gorontalo	-	-	-	-
Sulawesi Barat	20,000	20,000	20,000	20,000
Maluku	-	-	-	-
Maluku Utara	13,466	13,466	13,466	13,466
Papua Barat	15,000	15,000	15,000	15,000
Papua	27,161	26,773	27,783	29,767
Nasional/National	22,374	22,693	22,862	22,758

Subsektor Perikanan, Kelompok Penangkapan Ikan

Lanjutan Tabel/Continued Table 2.1.1

Provinsi <i>Province</i>	Mei <i>May</i>	Juni <i>June</i>	Juli <i>July</i>	Agustus <i>August</i>
(1)	(6)	(7)	(8)	(9)
Aceh	22,886	20,827	20,827	20,827
Sumatera Utara	26,184	26,305	26,060	25,571
Sumatera Barat	27,487	26,539	28,245	30,097
Riau	27,375	27,375	29,134	28,896
Jambi	30,537	32,980	35,101	32,761
Sumatera Selatan	27,524	28,625	28,074	27,524
Bengkulu	20,000	20,000	20,000	20,000
Lampung	24,095	21,926	23,336	23,336
Kep. Bangka Belitung	20,848	20,848	21,094	21,094
Kepulauan Riau	-	-	-	-
Jawa Barat	-	-	-	-
Jawa Tengah	18,836	18,490	19,813	19,950
D.I. Yogyakarta	30,549	31,603	33,815	35,506
Jawa Timur	26,093	26,789	27,833	26,093
Banten	-	-	-	-
Bali	-	-	-	-
Nusa Tenggara Barat	-	-	-	-
Nusa Tenggara Timur	-	-	-	-
Kalimantan Barat	16,284	16,284	17,345	17,887
Kalimantan Tengah	23,145	23,249	23,974	23,974
Kalimantan Selatan	22,080	21,600	22,080	22,400
Kalimantan Timur	21,611	21,611	22,561	21,848
Sulawesi Utara	15,000	15,000	15,000	15,000
Sulawesi Tengah	-	-	-	-
Sulawesi Selatan	25,385	25,385	25,385	26,019
Sulawesi Tenggara	-	-	-	-
Gorontalo	-	-	-	-
Sulawesi Barat	20,000	20,000	20,000	20,000
Maluku	-	-	-	-
Maluku Utara	13,466	13,466	13,466	13,466
Papua Barat	15,000	15,000	15,000	15,000
Papua	29,589	30,181	31,357	32,470
Nasional/National	22,908	22,913	23,614	23,624

Lanjutan Tabel/Continued Table 2.1.1

Provinsi <i>Province</i>	September <i>September</i>	Oktober <i>October</i>	November <i>November</i>	Desember <i>December</i>	Rata-rata <i>Average</i>
<i>(1)</i>	<i>(10)</i>	<i>(11)</i>	<i>(12)</i>	<i>(13)</i>	<i>(14)</i>
Aceh	21,868	21,868	23,540	23,540	22,311
Sumatera Utara	24,047	24,670	23,941	24,014	25,122
Sumatera Barat	30,097	30,560	32,412	30,749	28,489
Riau	27,224	29,894	32,456	32,456	27,664
Jambi	34,399	32,761	29,485	29,485	32,971
Sumatera Selatan	27,524	29,817	29,817	29,817	28,439
Bengkulu	20,264	20,264	20,264	20,264	20,088
Lampung	23,336	23,336	23,980	24,340	23,705
Kep. Bangka Belitung	21,094	20,848	21,094	21,094	20,874
Kepulauan Riau	-	-	-	-	-
Jawa Barat	-	-	-	-	-
Jawa Tengah	19,403	20,481	20,122	20,227	19,465
D.I. Yogyakarta	32,665	33,573	36,930	37,489	33,177
Jawa Timur	26,441	26,441	27,016	27,071	25,921
Banten	-	-	-	-	-
Bali	-	-	-	-	-
Nusa Tenggara Barat	-	-	-	-	-
Nusa Tenggara Timur	-	-	-	-	-
Kalimantan Barat	17,887	17,887	18,429	17,759	17,101
Kalimantan Tengah	23,098	22,159	22,003	22,003	22,797
Kalimantan Selatan	21,600	21,600	21,280	21,280	21,982
Kalimantan Timur	22,086	20,636	20,636	21,318	21,012
Sulawesi Utara	15,000	15,000	15,000	15,000	15,000
Sulawesi Tengah	-	-	-	-	-
Sulawesi Selatan	26,726	26,041	26,041	26,041	25,595
Sulawesi Tenggara	-	-	-	-	-
Gorontalo	-	-	-	-	-
Sulawesi Barat	20,000	20,000	20,000	20,000	20,000
Maluku	-	-	-	-	-
Maluku Utara	13,466	13,466	13,466	13,466	13,466
Papua Barat	15,000	15,000	15,000	15,000	15,000
Papua	32,470	31,706	30,560	30,560	30,031
Nasional/National	23,441	23,546	23,794	23,771	23,191

Subsektor Perikanan, Kelompok Penangkapan Ikan

Tabel/Table 2.1.2 Harga Produsen Ikan Baronang (Rp/Kg) Menurut Provinsi, 2013
Producer Price of Orange-spotted spinefoot (Rp/Kg) by Province, 2013

Provinsi <i>Province</i> (1)	Januari <i>January</i> (2)	Februari <i>February</i> (3)	Maret <i>March</i> (4)	April <i>April</i> (5)
Aceh	15,610	16,069	15,105	15,459
Sumatera Utara	24,525	25,246	23,732	23,732
Sumatera Barat	-	-	-	-
Riau	-	-	-	-
Jambi	-	-	-	-
Sumatera Selatan	-	-	-	-
Bengkulu	18,000	18,000	18,000	18,000
Lampung	16,667	17,157	17,157	17,157
Kep. Bangka Belitung	22,611	22,611	22,076	22,592
Kepulauan Riau	20,526	20,526	19,421	19,876
Jawa Barat	32,273	33,760	33,760	33,134
Jawa Tengah	25,233	26,395	26,395	25,906
D.I. Yogyakarta	-	-	-	-
Jawa Timur	20,196	20,887	20,887	20,887
Banten	30,791	30,791	30,791	30,791
Bali	15,798	15,798	16,272	16,272
Nusa Tenggara Barat	26,000	25,000	25,500	25,500
Nusa Tenggara Timur	20,131	20,131	20,601	20,601
Kalimantan Barat	-	-	-	-
Kalimantan Tengah	16,500	16,500	16,500	15,469
Kalimantan Selatan	20,000	20,000	20,000	20,000
Kalimantan Timur	23,829	23,829	23,829	23,084
Sulawesi Utara	28,250	28,250	28,250	28,250
Sulawesi Tengah	23,278	23,278	23,621	22,958
Sulawesi Selatan	34,847	36,082	35,600	35,664
Sulawesi Tenggara	24,667	25,000	25,000	24,667
Gorontalo	22,119	22,119	21,681	21,965
Sulawesi Barat	23,567	23,421	23,893	24,031
Maluku	17,990	18,772	20,228	19,709
Maluku Utara	18,612	18,266	17,822	17,578
Papua Barat	27,700	27,700	28,369	28,369
Papua	27,129	27,129	27,129	27,129
Nasional/National	22,956	23,181	23,139	23,030

Lanjutan Tabel/Continued Table 2.1.2

Provinsi <i>Province</i>	Mei <i>May</i>	Juni <i>June</i>	Juli <i>July</i>	Agustus <i>August</i>
(1)	(6)	(7)	(8)	(9)
Aceh	15,459	15,459	16,648	17,837
Sumatera Utara	22,782	21,643	22,745	20,850
Sumatera Barat	-	-	-	-
Riau	-	-	-	-
Jambi	-	-	-	-
Sumatera Selatan	-	-	-	-
Bengkulu	18,000	18,000	18,000	18,000
Lampung	16,693	16,693	16,693	16,693
Kep. Bangka Belitung	22,096	21,839	22,607	22,389
Kepulauan Riau	19,111	20,564	21,552	21,791
Jawa Barat	34,042	34,042	33,172	34,148
Jawa Tengah	26,116	26,095	26,080	27,085
D.I. Yogyakarta	-	-	-	-
Jawa Timur	20,887	20,887	21,760	21,760
Banten	30,694	30,620	30,987	31,898
Bali	16,272	16,272	16,272	16,272
Nusa Tenggara Barat	25,500	25,750	26,000	26,000
Nusa Tenggara Timur	20,601	21,028	21,514	21,975
Kalimantan Barat	-	-	-	-
Kalimantan Tengah	15,469	15,469	15,469	15,469
Kalimantan Selatan	20,000	20,000	21,000	21,000
Kalimantan Timur	21,686	23,855	22,988	23,855
Sulawesi Utara	28,250	28,250	29,540	31,903
Sulawesi Tengah	22,749	24,246	24,947	25,622
Sulawesi Selatan	34,772	34,436	36,196	37,174
Sulawesi Tenggara	23,967	23,967	24,492	25,541
Gorontalo	22,172	21,316	21,927	22,432
Sulawesi Barat	24,664	24,380	24,630	26,844
Maluku	20,413	21,054	21,660	22,754
Maluku Utara	18,155	18,446	19,610	20,601
Papua Barat	28,369	28,369	29,257	29,257
Papua	27,129	27,129	27,129	27,129
Nasional/National	22,925	23,070	23,572	24,088

Subsektor Perikanan, Kelompok Penangkapan Ikan

Lanjutan Tabel/Continued Table 2.1.2

Provinsi <i>Province</i>	September <i>September</i>	Oktober <i>October</i>	November <i>November</i>	Desember <i>December</i>	Rata-rata <i>Average</i>
<i>(1)</i>	<i>(10)</i>	<i>(11)</i>	<i>(12)</i>	<i>(13)</i>	<i>(14)</i>
Aceh	17,837	17,837	17,837	16,648	16,484
Sumatera Utara	20,850	21,077	21,077	19,672	22,328
Sumatera Barat	-	-	-	-	-
Riau	-	-	-	-	-
Jambi	-	-	-	-	-
Sumatera Selatan	-	-	-	-	-
Bengkulu	18,000	18,000	18,000	18,000	18,000
Lampung	16,693	16,693	16,693	16,693	16,807
Kep. Bangka Belitung	22,510	22,873	22,631	22,941	22,481
Kepulauan Riau	21,362	21,362	21,362	21,362	20,735
Jawa Barat	34,148	35,123	35,123	35,123	33,987
Jawa Tengah	26,655	26,612	26,001	26,794	26,281
D.I. Yogyakarta	-	-	-	-	-
Jawa Timur	21,760	21,760	21,760	21,760	21,266
Banten	30,379	29,366	29,103	29,730	30,495
Bali	17,148	17,148	17,148	17,148	16,485
Nusa Tenggara Barat	26,000	26,000	25,500	25,500	25,687
Nusa Tenggara Timur	23,633	24,027	23,565	23,565	21,781
Kalimantan Barat	-	-	-	-	-
Kalimantan Tengah	15,469	15,469	16,500	16,500	15,898
Kalimantan Selatan	21,000	21,000	21,000	21,000	20,500
Kalimantan Timur	24,722	25,161	24,532	25,790	23,930
Sulawesi Utara	33,237	33,237	33,237	33,237	30,324
Sulawesi Tengah	26,537	28,748	28,047	28,219	25,188
Sulawesi Selatan	38,599	37,114	36,209	36,098	36,066
Sulawesi Tenggara	26,241	26,853	26,198	26,198	25,233
Gorontalo	22,260	21,988	21,592	22,043	21,968
Sulawesi Barat	25,322	26,013	25,460	25,136	24,780
Maluku	22,384	22,838	22,779	23,513	21,174
Maluku Utara	20,893	20,688	20,791	20,791	19,354
Papua Barat	30,797	27,954	27,954	27,954	28,504
Papua	27,384	26,839	26,962	26,962	27,098
Nasional/National	24,301	24,299	24,118	24,168	23,571

Tabel/Table 2.1.3 Harga Produsen Ikan Bawal (Rp/Kg) Menurut Provinsi, 2013
Producer Price of Pomfret Fish (Rp/Kg) by Province, 2013

Provinsi <i>Province</i> (1)	Januari <i>January</i> (2)	Februari <i>February</i> (3)	Maret <i>March</i> (4)	April <i>April</i> (5)
Aceh	43,000	43,000	42,728	42,728
Sumatera Utara	29,529	29,573	28,723	28,409
Sumatera Barat	25,455	26,674	27,677	27,961
Riau	35,856	35,856	36,237	36,237
Jambi	29,228	28,939	29,344	29,344
Sumatera Selatan	26,345	26,894	26,345	26,345
Bengkulu	22,827	22,827	22,827	21,876
Lampung	18,652	19,584	19,584	18,652
Kep. Bangka Belitung	24,543	24,543	24,930	24,764
Kepulauan Riau	21,707	21,707	21,707	21,707
Jawa Barat	29,935	29,800	29,834	29,162
Jawa Tengah	32,528	33,241	33,236	31,333
D.I. Yogyakarta	53,240	51,821	52,908	53,954
Jawa Timur	31,906	31,644	32,097	31,743
Banten	23,473	23,227	23,203	23,564
Bali	25,973	25,973	26,797	26,797
Nusa Tenggara Barat	31,000	30,000	31,000	31,000
Nusa Tenggara Timur	22,198	22,198	21,976	21,976
Kalimantan Barat	33,287	33,499	33,441	33,842
Kalimantan Tengah	25,918	25,798	25,918	26,039
Kalimantan Selatan	25,436	25,229	25,229	25,531
Kalimantan Timur	20,271	21,915	21,093	19,586
Sulawesi Utara	-	-	-	-
Sulawesi Tengah	-	-	-	-
Sulawesi Selatan	25,000	25,000	25,405	24,934
Sulawesi Tenggara	20,000	20,000	20,467	19,709
Gorontalo	-	-	-	-
Sulawesi Barat	-	-	-	-
Maluku	-	-	-	-
Maluku Utara	18,917	18,376	17,679	17,174
Papua Barat	27,000	27,877	27,877	28,753
Papua	25,500	25,500	25,500	25,500
Nasional/National	27,731	27,803	27,917	27,727

Subsektor Perikanan, Kelompok Penangkapan Ikan

Lanjutan Tabel/Continued Table 2.1.3

Provinsi <i>Province</i>	Mei <i>May</i>	Juni <i>June</i>	Juli <i>July</i>	Agustus <i>August</i>
(1)	(6)	(7)	(8)	(9)
Aceh	42,728	43,272	43,544	43,544
Sumatera Utara	28,513	27,497	28,080	27,072
Sumatera Barat	26,574	26,574	26,423	27,042
Riau	36,237	36,237	37,406	37,406
Jambi	29,629	29,914	30,483	30,483
Sumatera Selatan	26,345	27,490	27,490	27,490
Bengkulu	21,876	21,876	22,827	22,827
Lampung	18,652	18,652	18,652	18,652
Kep. Bangka Belitung	24,372	23,734	24,558	24,812
Kepulauan Riau	21,707	21,707	21,707	21,707
Jawa Barat	28,963	29,409	31,290	30,518
Jawa Tengah	31,433	31,318	31,620	30,987
D.I. Yogyakarta	54,924	55,103	55,634	55,787
Jawa Timur	31,698	31,798	32,395	32,668
Banten	23,642	24,207	24,911	25,509
Bali	26,797	26,797	26,797	27,132
Nusa Tenggara Barat	31,000	32,000	32,000	32,000
Nusa Tenggara Timur	21,976	21,976	22,416	22,416
Kalimantan Barat	33,487	34,942	36,594	36,086
Kalimantan Tengah	25,681	25,681	25,438	25,438
Kalimantan Selatan	25,531	25,531	25,957	25,957
Kalimantan Timur	20,440	18,663	19,545	20,454
Sulawesi Utara	-	-	-	-
Sulawesi Tengah	-	-	-	-
Sulawesi Selatan	24,934	24,934	24,934	24,934
Sulawesi Tenggara	19,709	19,709	20,252	20,252
Gorontalo	-	-	-	-
Sulawesi Barat	-	-	-	-
Maluku	-	-	-	-
Maluku Utara	17,808	18,138	18,682	18,399
Papua Barat	28,355	28,355	28,206	28,206
Papua	25,500	25,500	25,500	25,500
Nasional/National	27,723	27,815	28,272	28,270

Lanjutan Tabel/Continued Table 2.1.3

Provinsi <i>Province</i>	September <i>September</i>	Oktober <i>October</i>	November <i>November</i>	Desember <i>December</i>	Rata-rata <i>Average</i>
(1)	(10)	(11)	(12)	(13)	(14)
Aceh	43,000	43,000	42,184	42,184	42,909
Sumatera Utara	27,603	28,771	28,771	28,499	28,420
Sumatera Barat	27,512	27,630	27,982	28,961	27,205
Riau	37,406	37,406	37,406	38,714	36,867
Jambi	30,256	30,256	29,967	30,148	29,832
Sumatera Selatan	27,490	27,490	27,490	27,490	27,059
Bengkulu	22,657	22,657	22,657	22,657	22,533
Lampung	18,838	18,838	18,838	18,838	18,869
Kep. Bangka Belitung	24,667	24,232	23,986	23,734	24,406
Kepulauan Riau	21,707	22,031	22,031	22,031	21,788
Jawa Barat	30,016	28,522	28,385	28,378	29,518
Jawa Tengah	31,620	31,251	31,649	31,745	31,830
D.I. Yogyakarta	55,290	54,444	55,391	56,196	54,558
Jawa Timur	31,777	31,634	32,063	31,804	31,936
Banten	24,050	23,795	24,159	23,997	23,978
Bali	27,132	27,132	27,132	27,132	26,799
Nusa Tenggara Barat	32,000	32,000	32,000	32,000	31,500
Nusa Tenggara Timur	22,416	22,416	22,416	22,416	22,233
Kalimantan Barat	37,088	38,091	39,093	39,645	35,758
Kalimantan Tengah	25,438	26,408	25,802	25,747	25,776
Kalimantan Selatan	25,531	25,957	25,957	27,326	25,764
Kalimantan Timur	19,411	19,828	19,828	20,170	20,100
Sulawesi Utara	-	-	-	-	-
Sulawesi Tengah	-	-	-	-	-
Sulawesi Selatan	24,934	24,934	24,934	24,934	24,984
Sulawesi Tenggara	21,625	22,311	22,311	21,746	20,674
Gorontalo	-	-	-	-	-
Sulawesi Barat	-	-	-	-	-
Maluku	-	-	-	-	-
Maluku Utara	19,531	19,531	17,550	17,781	18,297
Papua Barat	29,017	29,017	29,791	29,791	28,520
Papua	25,500	25,500	25,500	25,500	25,500
Nasional/National	28,278	28,336	28,344	28,502	28,060

Subsektor Perikanan, Kelompok Penangkapan Ikan

Tabel/Table 2.1.4 Harga Produsen Ikan Belanak (Rp/Kg) Menurut Provinsi, 2013
Producer Price of Mulletts (Rp/Kg) by Province, 2013

Provinsi <i>Province</i> (1)	Januari <i>January</i> (2)	Februari <i>February</i> (3)	Maret <i>March</i> (4)	April <i>April</i> (5)
Aceh	14,437	14,437	14,437	14,437
Sumatera Utara	8,248	8,323	8,479	8,506
Sumatera Barat	11,963	11,963	11,963	11,963
Riau	9,063	9,063	9,063	9,063
Jambi	15,919	15,919	16,445	16,677
Sumatera Selatan	13,456	13,187	13,187	13,187
Bengkulu	19,391	19,391	18,616	17,840
Lampung	14,000	14,700	14,700	14,700
Kep. Bangka Belitung	17,885	18,039	18,155	18,234
Kepulauan Riau	15,203	15,418	15,240	15,407
Jawa Barat	14,113	14,328	14,238	14,392
Jawa Tengah	19,221	19,125	19,003	18,534
D.I. Yogyakarta	13,110	13,761	13,293	13,610
Jawa Timur	10,608	10,812	10,657	10,616
Banten	11,574	11,615	11,573	11,301
Bali	9,534	9,534	9,534	9,534
Nusa Tenggara Barat	21,287	21,287	21,287	21,287
Nusa Tenggara Timur	17,681	17,681	17,681	17,284
Kalimantan Barat	18,927	19,221	19,280	19,280
Kalimantan Tengah	19,539	19,727	19,727	19,634
Kalimantan Selatan	14,202	14,202	14,591	14,227
Kalimantan Timur	13,495	13,495	13,847	13,558
Sulawesi Utara	-	-	-	-
Sulawesi Tengah	23,085	21,033	21,033	22,200
Sulawesi Selatan	15,878	15,999	15,902	15,604
Sulawesi Tenggara	17,284	17,880	17,880	17,483
Gorontalo	10,567	10,567	10,567	10,583
Sulawesi Barat	6,803	6,803	6,667	6,667
Maluku	12,816	12,388	13,269	13,269
Maluku Utara	12,787	12,660	12,561	13,390
Papua Barat	20,362	20,789	20,664	20,286
Papua	21,726	21,595	21,199	21,199
Nasional/National	14,973	14,998	14,992	14,966

Lanjutan Tabel/Continued Table 2.1.4

Provinsi <i>Province</i> (1)	Mei <i>May</i> (6)	Juni <i>June</i> (7)	Juli <i>July</i> (8)	Agustus <i>August</i> (9)
Aceh	14,328	14,643	14,643	14,643
Sumatera Utara	8,484	8,358	8,336	8,626
Sumatera Barat	11,963	11,963	11,963	11,963
Riau	9,063	9,063	9,973	9,560
Jambi	16,788	16,642	17,092	17,767
Sumatera Selatan	13,187	13,187	13,187	13,187
Bengkulu	17,840	18,344	19,108	19,108
Lampung	14,700	14,700	14,700	14,989
Kep. Bangka Belitung	17,874	17,764	18,344	18,706
Kepulauan Riau	15,619	15,619	15,379	15,917
Jawa Barat	14,483	14,996	15,466	15,466
Jawa Tengah	18,138	18,138	18,138	18,364
D.I. Yogyakarta	13,610	13,610	13,610	13,610
Jawa Timur	10,807	10,905	11,490	11,943
Banten	11,584	11,500	12,256	12,142
Bali	9,534	9,534	9,534	9,534
Nusa Tenggara Barat	21,712	21,712	20,627	20,627
Nusa Tenggara Timur	16,913	17,128	17,302	17,949
Kalimantan Barat	18,865	19,280	19,879	18,430
Kalimantan Tengah	19,247	19,435	20,190	20,190
Kalimantan Selatan	13,700	13,700	14,396	14,396
Kalimantan Timur	13,558	13,083	13,748	14,191
Sulawesi Utara	-	-	-	-
Sulawesi Tengah	22,200	22,200	22,200	23,199
Sulawesi Selatan	15,916	15,686	16,468	16,118
Sulawesi Tenggara	17,483	17,686	18,296	18,194
Gorontalo	11,166	11,166	11,603	11,603
Sulawesi Barat	7,001	7,001	7,184	7,837
Maluku	13,933	13,933	15,079	15,200
Maluku Utara	13,390	13,742	14,381	14,509
Papua Barat	20,571	20,571	20,571	20,571
Papua	21,199	21,199	21,199	21,199
Nasional/National	14,995	15,048	15,366	15,475

Subsektor Perikanan, Kelompok Penangkapan Ikan

Lanjutan Tabel/Continued Table 2.1.4

Provinsi <i>Province</i> (1)	September <i>September</i> (10)	Oktober <i>October</i> (11)	November <i>November</i> (12)	Desember <i>December</i> (13)	Rata-rata <i>Average</i> (14)
Aceh	14,643	14,643	14,643	15,116	14,588
Sumatera Utara	8,554	8,336	8,119	7,852	8,352
Sumatera Barat	11,963	11,963	11,963	11,963	11,963
Riau	9,237	9,237	9,237	9,535	9,263
Jambi	17,542	16,679	16,451	17,209	16,761
Sumatera Selatan	13,736	14,080	14,080	14,080	13,478
Bengkulu	18,867	18,867	18,867	18,867	18,759
Lampung	14,989	14,989	14,989	14,989	14,762
Kep. Bangka Belitung	17,892	17,972	17,743	17,653	18,022
Kepulauan Riau	16,248	16,655	16,326	15,566	15,716
Jawa Barat	14,540	14,360	14,360	14,463	14,600
Jawa Tengah	18,515	18,914	18,834	18,342	18,606
D.I. Yogyakarta	13,610	13,610	13,641	13,641	13,560
Jawa Timur	11,972	11,718	12,005	12,097	11,303
Banten	11,232	11,611	11,611	11,557	11,630
Bali	9,534	9,534	9,534	9,534	9,534
Nusa Tenggara Barat	20,627	20,627	20,627	20,627	21,028
Nusa Tenggara Timur	18,893	19,284	19,284	19,284	18,030
Kalimantan Barat	18,844	18,223	19,672	20,403	19,192
Kalimantan Tengah	20,190	20,190	19,058	19,264	19,699
Kalimantan Selatan	14,396	14,396	14,396	14,396	14,250
Kalimantan Timur	14,191	14,191	14,191	14,191	13,812
Sulawesi Utara	-	-	-	-	-
Sulawesi Tengah	20,879	20,879	21,910	21,764	21,882
Sulawesi Selatan	16,118	16,818	16,005	15,752	16,022
Sulawesi Tenggara	18,399	18,808	19,608	19,608	18,218
Gorontalo	12,127	12,185	12,272	12,272	11,390
Sulawesi Barat	7,511	7,511	7,511	7,812	7,192
Maluku	15,273	14,823	15,120	16,556	14,305
Maluku Utara	14,509	14,381	14,381	14,449	13,762
Papua Barat	20,970	21,633	22,478	21,259	20,894
Papua	21,610	22,293	23,164	21,907	21,624
Nasional/National	15,407	13,024	13,048	13,041	14,611

Tabel/Table 2.1.5 Harga Produsen Ikan Cakalang (Rp/Kg) Menurut Provinsi, 2013
Producer Price of Skipjack Tuna (Rp/Kg) by Province, 2013

Provinsi <i>Province</i> (1)	Januari <i>January</i> (2)	Februari <i>February</i> (3)	Maret <i>March</i> (4)	April <i>April</i> (5)
Aceh	13,741	13,741	13,512	13,182
Sumatera Utara	-	-	-	-
Sumatera Barat	15,777	14,988	14,988	15,041
Riau	-	-	-	-
Jambi	-	-	-	-
Sumatera Selatan	-	-	-	-
Bengkulu	14,406	14,406	14,406	15,366
Lampung	14,729	14,729	14,729	14,729
Kep. Bangka Belitung	15,467	14,979	14,953	14,833
Kepulauan Riau	11,502	12,160	12,338	12,224
Jawa Barat	14,440	13,989	14,892	14,892
Jawa Tengah	17,500	16,953	16,953	16,953
D.I. Yogyakarta	11,987	12,099	12,418	12,418
Jawa Timur	13,862	13,912	13,884	14,096
Banten	12,585	12,518	12,719	12,515
Bali	11,391	11,391	11,624	11,871
Nusa Tenggara Barat	16,833	16,571	16,672	16,695
Nusa Tenggara Timur	18,209	17,740	17,515	17,515
Kalimantan Barat	18,351	17,870	18,446	18,446
Kalimantan Tengah	-	-	-	-
Kalimantan Selatan	-	-	-	-
Kalimantan Timur	10,416	10,416	10,416	10,416
Sulawesi Utara	19,340	19,267	19,613	19,921
Sulawesi Tengah	11,809	12,033	11,809	11,668
Sulawesi Selatan	15,715	15,332	15,404	15,615
Sulawesi Tenggara	16,071	15,951	15,951	15,723
Gorontalo	14,905	14,593	14,737	14,644
Sulawesi Barat	11,269	11,044	11,053	11,258
Maluku	22,527	21,832	21,492	21,191
Maluku Utara	18,195	18,257	18,163	17,846
Papua Barat	22,443	22,332	22,840	23,041
Papua	24,175	24,175	24,175	24,175
Nasional/National	15,679	15,511	15,604	15,626

Subsektor Perikanan, Kelompok Penangkapan Ikan

Lanjutan Tabel/Continued Table 2.1.5

Provinsi <i>Province</i> (1)	Mei <i>May</i> (6)	Juni <i>June</i> (7)	Juli <i>July</i> (8)	Agustus <i>August</i> (9)
Aceh	12,790	12,790	12,390	12,790
Sumatera Utara	-	-	-	-
Sumatera Barat	15,041	15,022	16,253	16,253
Riau	-	-	-	-
Jambi	-	-	-	-
Sumatera Selatan	-	-	-	-
Bengkulu	14,406	15,126	16,150	15,300
Lampung	14,729	14,729	14,729	13,256
Kep. Bangka Belitung	13,973	13,973	13,849	13,724
Kepulauan Riau	11,463	11,463	11,833	11,833
Jawa Barat	14,892	14,892	14,892	14,892
Jawa Tengah	16,953	16,953	16,953	16,953
D.I. Yogyakarta	12,351	12,823	13,043	13,310
Jawa Timur	14,400	14,821	15,453	15,376
Banten	12,108	12,244	13,518	13,930
Bali	11,871	12,116	12,289	12,993
Nusa Tenggara Barat	16,596	16,694	17,375	17,547
Nusa Tenggara Timur	16,998	16,998	17,280	18,042
Kalimantan Barat	18,446	18,446	18,446	18,446
Kalimantan Tengah	-	-	-	-
Kalimantan Selatan	-	-	-	-
Kalimantan Timur	10,210	10,210	10,969	11,205
Sulawesi Utara	20,067	19,474	20,674	20,674
Sulawesi Tengah	11,668	11,668	12,457	12,666
Sulawesi Selatan	15,911	15,577	16,738	17,028
Sulawesi Tenggara	15,723	15,840	16,427	16,286
Gorontalo	14,778	14,931	15,851	16,476
Sulawesi Barat	11,550	11,510	12,002	12,294
Maluku	21,486	21,990	22,229	22,669
Maluku Utara	17,936	17,918	18,112	18,241
Papua Barat	23,360	23,866	24,073	23,735
Papua	24,175	24,175	24,175	24,175
Nasional/National	15,534	15,625	16,083	16,157

Lanjutan Tabel/Continued Table 2.1.5

Provinsi <i>Province</i>	September <i>September</i>	Oktober <i>October</i>	November <i>November</i>	Desember <i>December</i>	Rata-rata <i>Average</i>
<i>(1)</i>	<i>(10)</i>	<i>(11)</i>	<i>(12)</i>	<i>(13)</i>	<i>(14)</i>
Aceh	12,790	12,790	13,019	13,019	13,046
Sumatera Utara	-	-	-	-	-
Sumatera Barat	17,181	18,110	18,844	19,310	16,401
Riau	-	-	-	-	-
Jambi	-	-	-	-	-
Sumatera Selatan	-	-	-	-	-
Bengkulu	15,300	15,300	15,300	15,300	15,064
Lampung	13,256	13,256	13,256	13,256	14,115
Kep. Bangka Belitung	13,724	13,225	12,343	12,696	13,978
Kepulauan Riau	11,833	11,833	12,191	12,191	11,905
Jawa Barat	14,892	15,343	15,343	15,343	14,892
Jawa Tengah	17,079	17,079	17,079	17,079	17,041
D.I. Yogyakarta	13,409	13,606	12,817	12,258	12,712
Jawa Timur	15,197	14,839	14,813	15,513	14,681
Banten	13,669	13,738	14,425	14,425	13,200
Bali	12,204	12,204	12,204	12,204	12,030
Nusa Tenggara Barat	17,547	17,547	17,547	17,547	17,098
Nusa Tenggara Timur	17,014	15,854	15,854	15,854	17,073
Kalimantan Barat	19,023	19,023	19,023	19,023	18,582
Kalimantan Tengah	-	-	-	-	-
Kalimantan Selatan	-	-	-	-	-
Kalimantan Timur	11,466	12,508	11,925	12,404	11,047
Sulawesi Utara	20,298	20,298	20,661	20,210	20,041
Sulawesi Tengah	12,666	12,159	12,073	11,841	12,043
Sulawesi Selatan	16,429	16,408	16,358	16,019	16,045
Sulawesi Tenggara	16,464	16,464	16,464	16,464	16,152
Gorontalo	16,631	16,349	16,778	17,043	15,643
Sulawesi Barat	12,223	12,359	12,180	11,390	11,678
Maluku	23,173	22,895	23,328	24,201	22,418
Maluku Utara	18,376	18,524	18,409	18,933	18,243
Papua Barat	23,968	24,243	24,125	24,667	23,558
Papua	24,175	24,175	24,175	24,175	24,175
Nasional/National	16,153	16,159	16,174	16,245	15,879

Subsektor Perikanan, Kelompok Penangkapan Ikan

Tabel/Table 2.1.6 Harga Produsen Ikan Cucut (Rp/Kg) Menurut Provinsi, 2013
Producer Price of Swordfish (Rp/Kg) by Province, 2013

Provinsi <i>Province</i> (1)	Januari <i>January</i> (2)	Februari <i>February</i> (3)	Maret <i>March</i> (4)	April <i>April</i> (5)
Aceh	12,623	12,623	12,623	12,623
Sumatera Utara	9,177	8,849	8,849	8,621
Sumatera Barat	9,219	8,850	8,850	9,469
Riau	-	-	-	-
Jambi	-	-	-	-
Sumatera Selatan	-	-	-	-
Bengkulu	12,500	12,500	12,500	12,500
Lampung	9,750	10,150	10,150	10,150
Kep. Bangka Belitung	11,908	12,107	11,908	11,908
Kepulauan Riau	12,231	11,644	10,479	10,060
Jawa Barat	10,700	10,900	10,764	10,952
Jawa Tengah	13,676	13,831	13,831	13,429
D.I. Yogyakarta	11,723	11,923	12,066	12,334
Jawa Timur	10,195	10,117	10,394	10,615
Banten	12,480	12,386	12,159	12,164
Bali	6,233	6,233	6,233	6,233
Nusa Tenggara Barat	-	-	-	-
Nusa Tenggara Timur	10,538	10,538	10,538	10,538
Kalimantan Barat	-	-	-	-
Kalimantan Tengah	9,000	9,000	9,000	9,000
Kalimantan Selatan	-	-	-	-
Kalimantan Timur	-	-	-	-
Sulawesi Utara	-	-	-	-
Sulawesi Tengah	-	-	-	-
Sulawesi Selatan	13,207	12,864	12,864	12,864
Sulawesi Tenggara	5,000	5,000	5,000	5,000
Gorontalo	-	-	-	-
Sulawesi Barat	-	-	-	-
Maluku	-	-	-	-
Maluku Utara	18,750	18,750	18,750	18,750
Papua Barat	20,000	18,114	17,994	18,018
Papua	-	-	-	-
Nasional/National	11,522	11,388	11,313	11,328

Lanjutan Tabel/Continued Table 2.1.6

Provinsi <i>Province</i> (1)	Mei <i>May</i> (6)	Juni <i>June</i> (7)	Juli <i>July</i> (8)	Agustus <i>August</i> (9)
Aceh	12,623	12,623	12,623	12,623
Sumatera Utara	8,381	8,755	8,230	9,086
Sumatera Barat	9,469	10,132	9,220	9,220
Riau	-	-	-	-
Jambi	-	-	-	-
Sumatera Selatan	-	-	-	-
Bengkulu	12,500	12,500	12,500	12,500
Lampung	10,150	10,150	10,150	10,931
Kep. Bangka Belitung	12,206	11,934	12,763	12,763
Kepulauan Riau	9,859	10,549	9,986	10,755
Jawa Barat	10,664	10,849	11,527	11,292
Jawa Tengah	13,342	13,264	13,742	14,097
D.I. Yogyakarta	12,691	13,764	13,764	14,185
Jawa Timur	10,792	10,618	10,904	11,208
Banten	12,472	12,851	13,655	13,397
Bali	6,233	6,020	6,622	6,622
Nusa Tenggara Barat	-	-	-	-
Nusa Tenggara Timur	10,538	10,177	10,177	10,177
Kalimantan Barat	-	-	-	-
Kalimantan Tengah	9,000	9,000	9,000	9,000
Kalimantan Selatan	-	-	-	-
Kalimantan Timur	-	-	-	-
Sulawesi Utara	-	-	-	-
Sulawesi Tengah	-	-	-	-
Sulawesi Selatan	12,285	12,564	12,843	12,843
Sulawesi Tenggara	5,000	5,000	5,000	5,000
Gorontalo	-	-	-	-
Sulawesi Barat	-	-	-	-
Maluku	-	-	-	-
Maluku Utara	18,750	18,750	18,750	18,750
Papua Barat	17,994	18,269	18,554	19,223
Papua	-	-	-	-
Nasional/National	11,313	11,461	11,579	11,772

Subsektor Perikanan, Kelompok Penangkapan Ikan

Lanjutan Tabel/Continued Table 2.1.6

Provinsi <i>Province</i> (1)	September <i>September</i> (10)	Oktober <i>October</i> (11)	November <i>November</i> (12)	Desember <i>December</i> (13)	Rata-rata <i>Average</i> (14)
Aceh	12,623	12,623	12,623	12,623	12,623
Sumatera Utara	10,032	11,077	11,077	11,077	9,434
Sumatera Barat	10,180	10,180	9,366	9,366	9,460
Riau	-	-	-	-	-
Jambi	-	-	-	-	-
Sumatera Selatan	-	-	-	-	-
Bengkulu	12,500	12,500	12,500	12,500	12,500
Lampung	11,712	11,712	12,221	12,221	10,787
Kep. Bangka Belitung	12,486	12,208	11,838	11,994	12,169
Kepulauan Riau	11,401	11,629	10,572	10,595	10,813
Jawa Barat	11,066	11,324	11,324	11,057	11,035
Jawa Tengah	14,363	14,252	14,092	13,987	13,826
D.I. Yogyakarta	14,185	14,185	14,185	14,185	13,266
Jawa Timur	10,904	11,005	10,605	11,266	10,719
Banten	13,569	13,655	12,708	12,952	12,871
Bali	6,622	6,622	6,622	6,622	6,410
Nusa Tenggara Barat	-	-	-	-	-
Nusa Tenggara Timur	10,177	9,588	8,677	8,677	10,028
Kalimantan Barat	-	-	-	-	-
Kalimantan Tengah	9,000	9,910	10,901	9,859	9,306
Kalimantan Selatan	-	-	-	-	-
Kalimantan Timur	-	-	-	-	-
Sulawesi Utara	-	-	-	-	-
Sulawesi Tengah	-	-	-	-	-
Sulawesi Selatan	12,843	12,843	12,843	12,843	12,809
Sulawesi Tenggara	5,000	5,000	5,000	5,000	5,000
Gorontalo	-	-	-	-	-
Sulawesi Barat	-	-	-	-	-
Maluku	-	-	-	-	-
Maluku Utara	18,750	18,750	18,750	18,750	18,750
Papua Barat	18,254	18,449	18,173	18,129	18,431
Papua	-	-	-	-	-
Nasional/National	11,877	11,974	11,793	11,774	11,591

Tabel/Table 2.1.7 Harga Produsen Ikan Ekor Kuning (Rp/Kg) Menurut Provinsi, 2013
Producer Price of Redbelly yellowtail fusilier (Rp/Kg) by Province, 2013

Provinsi <i>Province</i> (1)	Januari <i>January</i> (2)	Februari <i>February</i> (3)	Maret <i>March</i> (4)	April <i>April</i> (5)
Aceh	17,200	17,439	17,904	17,582
Sumatera Utara	16,615	16,291	15,454	15,162
Sumatera Barat	23,198	24,797	24,929	24,929
Riau	-	-	-	-
Jambi	-	-	-	-
Sumatera Selatan	16,000	16,000	16,000	16,000
Bengkulu	18,672	18,017	18,361	17,137
Lampung	14,690	14,690	15,071	15,071
Kep. Bangka Belitung	15,604	15,536	16,044	15,934
Kepulauan Riau	18,146	17,956	18,026	18,455
Jawa Barat	17,628	17,628	18,021	18,021
Jawa Tengah	14,586	14,230	14,692	14,537
D.I. Yogyakarta	-	-	-	-
Jawa Timur	12,592	12,500	12,043	12,043
Banten	12,999	12,603	12,763	12,603
Bali	14,206	14,206	14,206	14,206
Nusa Tenggara Barat	19,254	18,806	18,806	18,806
Nusa Tenggara Timur	18,887	18,829	19,384	19,209
Kalimantan Barat	20,172	20,385	20,597	19,748
Kalimantan Tengah	16,000	16,000	16,000	16,000
Kalimantan Selatan	-	-	-	-
Kalimantan Timur	16,839	16,839	15,492	15,492
Sulawesi Utara	16,580	16,580	16,580	16,580
Sulawesi Tengah	17,072	16,728	16,937	17,034
Sulawesi Selatan	15,330	16,087	16,148	16,148
Sulawesi Tenggara	18,894	18,590	18,890	18,418
Gorontalo	13,864	13,685	13,731	13,912
Sulawesi Barat	16,240	16,094	16,224	16,401
Maluku	16,745	16,753	17,075	16,844
Maluku Utara	19,533	19,541	19,541	19,523
Papua Barat	30,206	29,560	30,719	30,534
Papua	30,760	30,760	30,760	30,760
Nasional/National	17,804	17,755	17,871	17,753

Subsektor Perikanan, Kelompok Penangkapan Ikan

Lanjutan Tabel/Continued Table 2.1.7

Provinsi <i>Province</i>	Mei <i>May</i>	Juni <i>June</i>	Juli <i>July</i>	Agustus <i>August</i>
<i>(1)</i>	<i>(6)</i>	<i>(7)</i>	<i>(8)</i>	<i>(9)</i>
Aceh	17,582	17,350	18,044	18,970
Sumatera Utara	14,917	15,215	14,708	14,708
Sumatera Barat	24,632	24,995	24,995	24,463
Riau	-	-	-	-
Jambi	-	-	-	-
Sumatera Selatan	16,000	15,000	15,000	15,000
Bengkulu	16,623	17,454	19,070	19,393
Lampung	15,071	15,798	16,225	17,143
Kep. Bangka Belitung	16,224	16,097	17,470	17,809
Kepulauan Riau	18,099	17,668	17,960	18,912
Jawa Barat	18,021	18,021	18,021	18,561
Jawa Tengah	14,366	14,544	14,683	14,804
D.I. Yogyakarta	-	-	-	-
Jawa Timur	12,581	12,679	13,128	13,648
Banten	12,776	12,844	13,238	13,722
Bali	14,206	14,206	14,695	14,695
Nusa Tenggara Barat	18,806	19,254	19,982	19,820
Nusa Tenggara Timur	19,609	19,943	21,051	21,688
Kalimantan Barat	20,202	19,975	20,656	20,429
Kalimantan Tengah	16,485	16,485	16,485	16,485
Kalimantan Selatan	-	-	-	-
Kalimantan Timur	15,162	14,810	16,258	16,079
Sulawesi Utara	16,580	16,580	17,515	17,515
Sulawesi Tengah	17,034	17,034	16,604	16,990
Sulawesi Selatan	16,673	17,548	19,262	19,262
Sulawesi Tenggara	18,725	18,390	18,898	19,658
Gorontalo	13,825	13,803	14,132	14,644
Sulawesi Barat	16,401	16,688	17,272	18,636
Maluku	16,994	16,994	17,419	17,731
Maluku Utara	19,587	19,935	20,075	20,001
Papua Barat	30,534	30,784	31,335	29,742
Papua	30,760	30,760	30,760	30,760
Nasional/National	17,803	17,888	18,391	18,617

Lanjutan Tabel/Continued Table 2.1.7

Provinsi <i>Province</i>	September <i>September</i>	Oktober <i>October</i>	November <i>November</i>	Desember <i>December</i>	Rata-rata <i>Average</i>
<i>(1)</i>	<i>(10)</i>	<i>(11)</i>	<i>(12)</i>	<i>(13)</i>	<i>(14)</i>
Aceh	18,738	19,046	18,431	18,209	18,041
Sumatera Utara	14,328	14,074	13,821	14,374	14,972
Sumatera Barat	24,463	25,261	25,261	25,712	24,803
Riau	-	-	-	-	-
Jambi	-	-	-	-	-
Sumatera Selatan	16,000	16,000	17,000	17,000	15,917
Bengkulu	18,100	18,100	19,070	19,070	18,256
Lampung	17,143	17,143	17,143	17,143	16,028
Kep. Bangka Belitung	17,809	16,796	16,378	16,666	16,531
Kepulauan Riau	18,912	19,713	20,139	20,139	18,677
Jawa Barat	19,642	19,642	19,642	19,642	18,541
Jawa Tengah	14,279	14,320	14,482	14,823	14,529
D.I. Yogyakarta	-	-	-	-	-
Jawa Timur	14,156	13,965	13,475	13,960	13,064
Banten	13,153	13,437	13,722	13,570	13,119
Bali	14,695	14,695	14,695	14,695	14,450
Nusa Tenggara Barat	19,496	19,820	19,820	19,484	19,346
Nusa Tenggara Timur	21,688	21,258	21,073	20,741	20,280
Kalimantan Barat	21,200	22,293	22,075	22,734	20,872
Kalimantan Tengah	16,485	16,485	16,485	16,970	16,364
Kalimantan Selatan	-	-	-	-	-
Kalimantan Timur	17,508	17,866	18,461	18,960	16,647
Sulawesi Utara	17,515	17,515	17,653	17,653	17,071
Sulawesi Tengah	16,166	16,166	16,276	16,617	16,721
Sulawesi Selatan	18,327	18,327	18,327	18,836	17,523
Sulawesi Tenggara	20,039	20,293	19,785	19,785	19,197
Gorontalo	14,765	14,659	14,779	15,019	14,235
Sulawesi Barat	17,731	18,450	19,648	20,076	17,489
Maluku	17,430	17,126	16,152	16,058	16,943
Maluku Utara	20,346	20,496	20,565	20,434	19,965
Papua Barat	30,640	31,313	31,845	32,562	30,815
Papua	30,760	30,760	30,760	30,760	30,760
Nasional/National	18,626	18,751	18,820	18,989	18,256

Subsektor Perikanan, Kelompok Penangkapan Ikan

Tabel/Table 2.1.8 **Harga Produsen Ikan Gulamah (Rp/Kg) Menurut Provinsi, 2013**
Producer Price of Croacker Fish (Rp/Kg) by Province, 2013

Provinsi <i>Province</i> (1)	Januari <i>January</i> (2)	Februari <i>February</i> (3)	Maret <i>March</i> (4)	April <i>April</i> (5)
Aceh	-	-	-	-
Sumatera Utara	9,492	9,386	9,785	10,305
Sumatera Barat	16,018	16,575	16,575	16,575
Riau	9,110	9,188	9,376	9,451
Jambi	11,169	11,169	11,598	11,598
Sumatera Selatan	-	-	-	-
Bengkulu	17,000	17,000	17,000	17,000
Lampung	-	-	-	-
Kep. Bangka Belitung	8,232	8,232	8,483	8,397
Kepulauan Riau	7,587	7,587	7,587	7,587
Jawa Barat	-	-	-	-
Jawa Tengah	-	-	-	-
D.I. Yogyakarta	8,200	7,790	7,790	8,287
Jawa Timur	7,764	8,197	8,197	8,197
Banten	12,968	12,968	12,968	13,796
Bali	-	-	-	-
Nusa Tenggara Barat	10,431	10,489	10,025	10,166
Nusa Tenggara Timur	-	-	-	-
Kalimantan Barat	11,501	11,782	11,624	11,512
Kalimantan Tengah	9,900	9,900	9,900	9,900
Kalimantan Selatan	9,623	9,623	9,666	9,666
Kalimantan Timur	10,461	10,461	10,461	10,461
Sulawesi Utara	-	-	-	-
Sulawesi Tengah	-	-	-	-
Sulawesi Selatan	-	-	-	-
Sulawesi Tenggara	-	-	-	-
Gorontalo	-	-	-	-
Sulawesi Barat	-	-	-	-
Maluku	-	-	-	-
Maluku Utara	-	-	-	-
Papua Barat	-	-	-	-
Papua	-	-	-	-
Nasional/National	10,630	10,690	10,736	10,860

Lanjutan Tabel/Continued Table 2.1.8

Provinsi <i>Province</i>	Mei <i>May</i>	Juni <i>June</i>	Juli <i>July</i>	Agustus <i>August</i>
(1)	(6)	(7)	(8)	(9)
Aceh	-	-	-	-
Sumatera Utara	10,110	10,312	10,009	10,110
Sumatera Barat	15,933	15,933	16,232	16,232
Riau	9,388	9,612	9,754	9,708
Jambi	11,856	12,314	13,134	13,134
Sumatera Selatan	-	-	-	-
Bengkulu	17,000	17,000	17,000	17,000
Lampung	-	-	-	-
Kep. Bangka Belitung	8,615	9,247	9,247	8,549
Kepulauan Riau	7,587	7,587	7,587	7,916
Jawa Barat	-	-	-	-
Jawa Tengah	-	-	-	-
D.I. Yogyakarta	8,287	8,594	8,594	8,594
Jawa Timur	8,197	8,197	8,197	8,197
Banten	13,927	14,284	14,998	14,998
Bali	-	-	-	-
Nusa Tenggara Barat	10,155	10,279	10,436	10,440
Nusa Tenggara Timur	-	-	-	-
Kalimantan Barat	11,634	11,517	11,643	11,770
Kalimantan Tengah	9,900	9,900	9,900	9,900
Kalimantan Selatan	9,666	9,666	9,817	9,817
Kalimantan Timur	10,461	10,461	10,710	10,959
Sulawesi Utara	-	-	-	-
Sulawesi Tengah	-	-	-	-
Sulawesi Selatan	-	-	-	-
Sulawesi Tenggara	-	-	-	-
Gorontalo	-	-	-	-
Sulawesi Barat	-	-	-	-
Maluku	-	-	-	-
Maluku Utara	-	-	-	-
Papua Barat	-	-	-	-
Papua	-	-	-	-
Nasional/National	10,848	10,993	11,151	11,155

Subsektor Perikanan, Kelompok Penangkapan Ikan

Lanjutan Tabel/Continued Table 2.1.8

Provinsi <i>Province</i>	September <i>September</i>	Oktober <i>October</i>	November <i>November</i>	Desember <i>December</i>	Rata-rata <i>Average</i>
<i>(1)</i>	<i>(10)</i>	<i>(11)</i>	<i>(12)</i>	<i>(13)</i>	<i>(14)</i>
Aceh	-	-	-	-	-
Sumatera Utara	10,009	9,807	9,807	10,324	9,955
Sumatera Barat	17,303	17,303	18,801	18,801	16,857
Riau	9,881	9,881	10,139	10,355	9,654
Jambi	12,929	13,081	13,081	13,824	12,407
Sumatera Selatan	-	-	-	-	-
Bengkulu	17,317	17,317	17,317	17,317	17,106
Lampung	-	-	-	-	-
Kep. Bangka Belitung	8,786	9,145	9,145	9,145	8,769
Kepulauan Riau	7,916	8,246	8,246	8,246	7,806
Jawa Barat	-	-	-	-	-
Jawa Tengah	-	-	-	-	-
D.I. Yogyakarta	8,117	8,117	8,117	8,890	8,281
Jawa Timur	8,197	8,197	8,197	8,197	8,161
Banten	14,515	14,515	15,482	14,642	14,172
Bali	-	-	-	-	-
Nusa Tenggara Barat	10,509	10,564	10,750	10,791	10,420
Nusa Tenggara Timur	-	-	-	-	-
Kalimantan Barat	11,770	11,770	11,643	11,643	11,651
Kalimantan Tengah	9,900	9,900	9,900	9,900	9,900
Kalimantan Selatan	9,817	9,968	9,968	9,968	9,772
Kalimantan Timur	10,959	10,959	10,959	10,959	10,689
Sulawesi Utara	-	-	-	-	-
Sulawesi Tengah	-	-	-	-	-
Sulawesi Selatan	-	-	-	-	-
Sulawesi Tenggara	-	-	-	-	-
Gorontalo	-	-	-	-	-
Sulawesi Barat	-	-	-	-	-
Maluku	-	-	-	-	-
Maluku Utara	-	-	-	-	-
Papua Barat	-	-	-	-	-
Papua	-	-	-	-	-
Nasional/National	11,195	11,251	11,437	11,533	11,040

Tabel/Table 2.1.9 Harga Produsen Ikan Hiu (Rp/Kg) Menurut Provinsi, 2013
Producer Price of Shark (Rp/Kg) by Province, 2013

Provinsi <i>Province</i> (1)	Januari <i>January</i> (2)	Februari <i>February</i> (3)	Maret <i>March</i> (4)	April <i>April</i> (5)
Aceh	22,118	22,118	22,118	21,750
Sumatera Utara	13,217	13,217	13,217	12,322
Sumatera Barat	25,940	26,715	27,133	27,133
Riau	11,862	11,406	11,406	10,265
Jambi	12,000	12,000	12,280	12,280
Sumatera Selatan	-	-	-	-
Bengkulu	12,236	12,236	11,919	12,157
Lampung	7,000	7,000	7,000	7,000
Kep. Bangka Belitung	14,349	14,545	14,603	14,444
Kepulauan Riau	7,823	7,587	7,237	7,124
Jawa Barat	17,179	17,179	17,179	17,179
Jawa Tengah	14,000	14,000	13,580	14,146
D.I. Yogyakarta	11,096	11,291	11,582	11,972
Jawa Timur	16,925	17,453	18,243	19,098
Banten	11,272	11,272	11,272	11,802
Bali	16,749	16,749	16,749	16,749
Nusa Tenggara Barat	-	-	-	-
Nusa Tenggara Timur	13,153	13,153	13,416	13,416
Kalimantan Barat	15,025	14,919	14,919	15,047
Kalimantan Tengah	12,582	12,367	12,582	12,582
Kalimantan Selatan	8,500	8,990	8,564	9,040
Kalimantan Timur	12,000	12,000	12,000	11,760
Sulawesi Utara	8,752	8,752	8,752	8,752
Sulawesi Tengah	-	-	-	-
Sulawesi Selatan	-	-	-	-
Sulawesi Tenggara	-	-	-	-
Gorontalo	9,400	9,400	9,400	9,635
Sulawesi Barat	-	-	-	-
Maluku	11,140	11,140	11,363	11,363
Maluku Utara	12,446	12,446	12,446	12,446
Papua Barat	19,997	19,997	19,997	20,508
Papua	20,000	20,000	20,000	20,000
Nasional/National	13,722	13,767	13,806	13,845

Subsektor Perikanan, Kelompok Penangkapan Ikan

Lanjutan Tabel/Continued Table 2.1.9

Provinsi <i>Province</i>	Mei <i>May</i>	Juni <i>June</i>	Juli <i>July</i>	Agustus <i>August</i>
<i>(1)</i>	<i>(6)</i>	<i>(7)</i>	<i>(8)</i>	<i>(9)</i>
Aceh	21,750	21,750	22,371	22,371
Sumatera Utara	12,069	12,069	12,069	12,688
Sumatera Barat	26,032	26,032	26,032	26,820
Riau	10,984	10,984	11,345	11,199
Jambi	12,280	12,280	12,280	12,280
Sumatera Selatan	-	-	-	-
Bengkulu	11,789	11,789	12,038	12,038
Lampung	7,000	7,000	7,000	7,000
Kep. Bangka Belitung	14,390	14,030	15,190	15,398
Kepulauan Riau	7,260	7,667	7,667	8,381
Jawa Barat	17,179	17,179	17,179	17,179
Jawa Tengah	14,712	14,712	14,986	14,986
D.I. Yogyakarta	11,953	12,330	12,559	12,559
Jawa Timur	18,584	18,136	18,505	17,564
Banten	11,802	11,802	12,433	12,433
Bali	16,749	16,749	16,749	17,189
Nusa Tenggara Barat	-	-	-	-
Nusa Tenggara Timur	14,731	15,113	15,727	16,537
Kalimantan Barat	15,259	15,259	15,259	15,471
Kalimantan Tengah	12,690	12,569	12,569	12,569
Kalimantan Selatan	9,040	9,040	9,040	9,040
Kalimantan Timur	11,760	11,760	11,760	11,995
Sulawesi Utara	8,752	8,752	8,752	8,752
Sulawesi Tengah	-	-	-	-
Sulawesi Selatan	-	-	-	-
Sulawesi Tenggara	-	-	-	-
Gorontalo	9,635	9,924	10,817	11,204
Sulawesi Barat	-	-	-	-
Maluku	10,340	11,064	11,064	11,064
Maluku Utara	12,446	12,446	12,446	12,446
Papua Barat	20,508	20,508	20,508	20,508
Papua	20,000	20,000	20,000	20,000
Nasional/National	13,834	13,882	14,090	14,218

Lanjutan Tabel/Continued Table 2.1.9

Provinsi <i>Province</i>	September <i>September</i>	Oktober <i>October</i>	November <i>November</i>	Desember <i>December</i>	Rata-rata <i>Average</i>
(1)	(10)	(11)	(12)	(13)	(14)
Aceh	21,750	21,750	21,750	21,750	21,945
Sumatera Utara	11,760	11,141	10,832	11,313	12,160
Sumatera Barat	26,820	26,820	26,820	26,820	26,593
Riau	11,538	10,931	11,781	11,781	11,290
Jambi	12,280	12,280	12,280	12,280	12,233
Sumatera Selatan	-	-	-	-	-
Bengkulu	12,403	12,403	12,403	12,403	12,151
Lampung	7,000	7,000	7,000	7,000	7,000
Kep. Bangka Belitung	15,284	15,071	14,341	14,705	14,696
Kepulauan Riau	8,381	8,627	8,627	8,627	7,917
Jawa Barat	17,179	17,179	17,179	17,179	17,179
Jawa Tengah	14,986	15,534	15,534	15,534	14,726
D.I. Yogyakarta	12,776	13,104	13,536	12,738	12,291
Jawa Timur	17,564	17,564	18,428	17,341	17,950
Banten	12,433	12,433	12,433	12,433	11,985
Bali	17,189	17,189	17,189	17,189	16,932
Nusa Tenggara Barat	-	-	-	-	-
Nusa Tenggara Timur	16,537	16,537	16,537	16,537	15,116
Kalimantan Barat	15,471	16,318	16,318	16,632	15,491
Kalimantan Tengah	12,678	12,678	12,678	12,678	12,602
Kalimantan Selatan	9,040	9,040	9,516	9,516	9,030
Kalimantan Timur	11,995	11,995	11,995	11,995	11,918
Sulawesi Utara	8,752	8,752	8,752	8,752	8,752
Sulawesi Tengah	-	-	-	-	-
Sulawesi Selatan	-	-	-	-	-
Sulawesi Tenggara	-	-	-	-	-
Gorontalo	11,204	11,204	11,204	11,204	10,352
Sulawesi Barat	-	-	-	-	-
Maluku	11,064	11,064	11,064	11,064	11,066
Maluku Utara	12,446	12,446	12,446	12,446	12,446
Papua Barat	20,508	20,508	20,508	20,508	20,381
Papua	20,000	20,000	20,000	20,000	20,000
Nasional/National	14,194	14,214	14,275	14,247	14,008

Subsektor Perikanan, Kelompok Penangkapan Ikan

Tabel/Table 2.1.10 Harga Produsen Ikan Kakap (Rp/Kg) Menurut Provinsi, 2013
Producer Price of Snapper (Rp/Kg) by Province, 2013

Provinsi <i>Province</i> (1)	Januari <i>January</i> (2)	Februari <i>February</i> (3)	Maret <i>March</i> (4)	April <i>April</i> (5)
Aceh	38,182	39,203	39,109	39,128
Sumatera Utara	32,040	32,724	32,629	33,101
Sumatera Barat	30,135	31,642	32,298	31,867
Riau	-	-	-	-
Jambi	37,181	36,816	36,999	37,545
Sumatera Selatan	26,000	26,000	26,000	26,000
Bengkulu	25,331	25,512	26,034	25,425
Lampung	26,435	26,435	26,435	26,435
Kep. Bangka Belitung	31,474	31,767	32,330	32,474
Kepulauan Riau	28,686	28,715	28,186	27,777
Jawa Barat	34,912	34,414	35,531	34,582
Jawa Tengah	27,343	26,862	26,813	27,115
D.I. Yogyakarta	23,545	23,322	24,091	24,672
Jawa Timur	27,083	27,649	27,583	27,600
Banten	31,763	30,852	30,881	31,103
Bali	36,079	36,319	36,475	36,451
Nusa Tenggara Barat	34,500	34,500	34,500	34,500
Nusa Tenggara Timur	21,333	20,912	21,053	20,948
Kalimantan Barat	32,820	33,920	34,011	33,742
Kalimantan Tengah	28,141	28,252	28,699	28,252
Kalimantan Selatan	27,884	27,508	27,835	26,979
Kalimantan Timur	24,034	25,648	25,203	25,670
Sulawesi Utara	32,010	32,010	32,010	32,010
Sulawesi Tengah	22,340	22,542	22,850	22,781
Sulawesi Selatan	28,431	29,523	29,544	29,523
Sulawesi Tenggara	24,225	23,836	24,348	24,549
Gorontalo	21,591	21,711	21,866	21,589
Sulawesi Barat	21,990	22,433	22,757	22,629
Maluku	20,514	21,102	20,593	20,593
Maluku Utara	19,588	19,575	19,640	19,879
Papua Barat	35,285	35,000	34,228	34,228
Papua	35,000	35,000	35,000	35,854
Nasional/National	28,577	28,765	28,888	28,871

Lanjutan Tabel/Continued Table 2.1.10

Provinsi <i>Province</i>	Mei <i>May</i>	Juni <i>June</i>	Juli <i>July</i>	Agustus <i>August</i>
(1)	(6)	(7)	(8)	(9)
Aceh	39,584	40,250	41,293	42,096
Sumatera Utara	32,860	33,239	33,619	33,049
Sumatera Barat	30,644	30,887	30,979	31,428
Riau	-	-	-	-
Jambi	37,728	38,584	38,767	40,779
Sumatera Selatan	26,000	26,000	26,000	26,302
Bengkulu	26,426	26,894	28,371	28,876
Lampung	26,435	27,493	29,529	29,529
Kep. Bangka Belitung	32,868	32,699	33,142	33,405
Kepulauan Riau	28,150	26,657	27,569	28,845
Jawa Barat	34,744	34,982	35,672	35,996
Jawa Tengah	27,718	27,679	28,860	28,730
D.I. Yogyakarta	25,543	25,611	26,049	26,995
Jawa Timur	27,904	28,593	29,324	29,074
Banten	30,427	31,551	32,174	32,812
Bali	36,559	36,853	38,050	38,594
Nusa Tenggara Barat	34,500	35,500	33,700	33,700
Nusa Tenggara Timur	20,822	20,902	21,558	21,983
Kalimantan Barat	33,416	33,323	34,763	35,041
Kalimantan Tengah	28,503	28,503	30,109	31,615
Kalimantan Selatan	27,202	27,489	28,777	28,777
Kalimantan Timur	26,258	25,172	25,716	26,260
Sulawesi Utara	31,448	31,448	33,217	34,270
Sulawesi Tengah	23,131	23,994	25,281	25,529
Sulawesi Selatan	29,711	29,529	30,360	30,499
Sulawesi Tenggara	24,665	25,552	26,818	26,651
Gorontalo	21,246	21,311	22,510	23,224
Sulawesi Barat	22,962	23,366	23,849	23,930
Maluku	20,054	20,381	20,381	21,022
Maluku Utara	19,979	20,436	21,281	21,854
Papua Barat	34,292	34,707	36,934	36,499
Papua	35,854	35,314	37,391	37,391
Nasional/National	28,956	29,190	30,066	30,476

Subsektor Perikanan, Kelompok Penangkapan Ikan

Lanjutan Tabel/Continued Table 2.1.10

Provinsi <i>Province</i>	September <i>September</i>	Oktober <i>October</i>	November <i>November</i>	Desember <i>December</i>	Rata-rata <i>Average</i>
<i>(1)</i>	<i>(10)</i>	<i>(11)</i>	<i>(12)</i>	<i>(13)</i>	<i>(14)</i>
Aceh	42,183	42,620	41,597	41,072	40,526
Sumatera Utara	32,052	32,290	32,100	31,123	32,569
Sumatera Barat	33,138	33,138	32,580	32,932	31,806
Riau	-	-	-	-	-
Jambi	41,236	40,770	41,586	42,208	39,183
Sumatera Selatan	28,213	28,213	28,213	27,382	26,694
Bengkulu	30,973	30,623	30,623	30,999	28,007
Lampung	29,529	29,529	29,529	29,529	28,070
Kep. Bangka Belitung	33,318	33,708	33,983	33,953	32,927
Kepulauan Riau	30,757	30,757	32,824	32,824	29,312
Jawa Barat	35,228	35,739	35,062	35,360	35,185
Jawa Tengah	28,627	28,547	28,627	29,186	28,009
D.I. Yogyakarta	27,552	26,589	27,279	27,811	25,755
Jawa Timur	28,200	27,749	27,413	27,950	28,010
Banten	33,333	33,275	32,580	33,042	31,983
Bali	39,687	39,661	39,668	39,936	37,861
Nusa Tenggara Barat	32,679	32,679	34,286	32,975	34,002
Nusa Tenggara Timur	22,095	22,414	22,744	23,802	21,714
Kalimantan Barat	35,595	35,595	35,503	36,033	34,480
Kalimantan Tengah	32,016	32,016	31,715	31,911	29,978
Kalimantan Selatan	29,064	29,407	29,543	30,966	28,453
Kalimantan Timur	26,523	27,311	26,848	27,568	26,018
Sulawesi Utara	34,270	34,270	34,270	34,270	32,959
Sulawesi Tengah	23,975	23,975	23,364	24,736	23,708
Sulawesi Selatan	33,040	32,573	32,475	32,328	30,628
Sulawesi Tenggara	26,680	26,915	26,697	27,879	25,735
Gorontalo	24,015	24,595	24,213	23,865	22,645
Sulawesi Barat	24,261	24,358	24,170	25,240	23,495
Maluku	21,715	22,386	22,788	23,017	21,212
Maluku Utara	22,123	22,327	22,165	22,325	20,931
Papua Barat	37,205	37,205	37,044	36,919	35,796
Papua	37,391	37,391	37,391	37,391	36,364
Nasional/National	30,860	30,924	30,932	31,179	29,807

Tabel/Table 2.1.11 Harga Produsen Ikan Kembung (Rp/Kg) Menurut Provinsi, 2013
Producer Price of Mackerel (Rp/Kg) by Province, 2013

Provinsi <i>Province</i> (1)	Januari <i>January</i> (2)	Februari <i>February</i> (3)	Maret <i>March</i> (4)	April <i>April</i> (5)
Aceh	18,996	19,044	18,844	19,015
Sumatera Utara	22,364	22,587	22,621	22,565
Sumatera Barat	20,285	20,777	20,450	21,268
Riau	17,654	18,082	18,868	18,868
Jambi	17,640	18,065	18,065	18,703
Sumatera Selatan	10,000	10,000	10,000	10,000
Bengkulu	17,931	17,931	18,193	18,193
Lampung	17,554	17,851	17,632	17,135
Kep. Bangka Belitung	18,189	17,895	18,163	18,047
Kepulauan Riau	14,683	14,434	14,368	14,129
Jawa Barat	14,082	14,531	14,171	13,997
Jawa Tengah	11,041	10,860	10,863	10,702
D.I. Yogyakarta	12,628	13,302	13,031	13,031
Jawa Timur	10,116	9,883	10,147	9,914
Banten	15,480	15,000	15,306	15,636
Bali	15,000	15,000	14,804	15,156
Nusa Tenggara Barat	16,053	16,053	16,053	16,053
Nusa Tenggara Timur	15,322	15,426	15,729	15,575
Kalimantan Barat	19,571	19,714	20,206	20,039
Kalimantan Tengah	16,115	15,744	15,744	16,485
Kalimantan Selatan	14,263	14,929	15,151	14,983
Kalimantan Timur	14,661	14,661	15,092	14,445
Sulawesi Utara	22,168	22,168	22,168	22,497
Sulawesi Tengah	11,698	11,698	11,698	12,759
Sulawesi Selatan	17,704	17,316	17,316	17,304
Sulawesi Tenggara	16,894	17,924	17,924	17,924
Gorontalo	10,067	9,941	10,058	10,242
Sulawesi Barat	13,917	13,843	13,729	13,835
Maluku	15,846	16,107	15,694	15,308
Maluku Utara	17,384	17,173	17,240	16,873
Papua Barat	23,904	23,589	23,065	22,016
Papua	27,216	27,216	27,216	27,216
Nasional/National	16,451	16,523	16,550	16,560

Subsektor Perikanan, Kelompok Penangkapan Ikan

Lanjutan Tabel/Continued Table 2.1.11

Provinsi <i>Province</i>	Mei <i>May</i>	Juni <i>June</i>	Juli <i>July</i>	Agustus <i>August</i>
(1)	(6)	(7)	(8)	(9)
Aceh	19,495	19,129	19,129	19,436
Sumatera Utara	23,047	22,791	22,252	22,413
Sumatera Barat	21,552	21,552	22,033	21,838
Riau	18,700	19,713	20,153	19,313
Jambi	18,703	17,853	18,703	18,703
Sumatera Selatan	10,000	10,000	10,000	10,625
Bengkulu	17,284	17,693	18,135	18,135
Lampung	17,444	18,137	18,137	18,817
Kep. Bangka Belitung	18,035	17,854	18,624	18,882
Kepulauan Riau	14,386	13,854	13,966	14,755
Jawa Barat	14,370	14,370	14,370	14,838
Jawa Tengah	10,632	10,936	11,665	11,765
D.I. Yogyakarta	13,318	13,357	13,357	13,357
Jawa Timur	9,973	10,068	10,502	10,685
Banten	15,967	15,441	16,253	17,448
Bali	15,156	15,156	15,156	15,953
Nusa Tenggara Barat	17,177	17,177	18,723	18,723
Nusa Tenggara Timur	15,316	15,566	16,250	16,360
Kalimantan Barat	20,182	20,468	21,613	21,041
Kalimantan Tengah	16,765	17,030	16,658	17,030
Kalimantan Selatan	14,983	14,983	15,821	15,821
Kalimantan Timur	14,833	14,511	15,323	14,858
Sulawesi Utara	22,497	22,497	23,592	23,592
Sulawesi Tengah	12,759	12,759	12,759	12,759
Sulawesi Selatan	17,304	17,170	17,790	18,010
Sulawesi Tenggara	18,705	19,417	20,119	19,882
Gorontalo	10,049	10,065	10,539	10,762
Sulawesi Barat	13,335	12,896	13,341	13,360
Maluku	15,895	15,895	17,167	17,897
Maluku Utara	17,017	17,073	16,952	17,115
Papua Barat	22,312	21,821	21,821	22,096
Papua	27,216	27,216	27,216	27,216
Nasional/National	16,700	16,702	17,129	17,296

Lanjutan Tabel/Continued Table 2.1.11

Provinsi <i>Province</i>	September <i>September</i>	Oktober <i>October</i>	November <i>November</i>	Desember <i>December</i>	Rata-rata <i>Average</i>
<i>(1)</i>	<i>(10)</i>	<i>(11)</i>	<i>(12)</i>	<i>(13)</i>	<i>(14)</i>
Aceh	18,962	19,341	18,700	19,274	19,114
Sumatera Utara	23,647	23,457	23,139	24,087	22,914
Sumatera Barat	22,911	22,813	22,813	23,373	21,806
Riau	20,262	21,056	19,864	19,191	19,310
Jambi	18,278	18,278	18,703	20,020	18,476
Sumatera Selatan	10,625	10,625	10,625	10,625	10,260
Bengkulu	18,135	18,135	18,135	18,135	18,003
Lampung	18,717	18,717	18,809	19,150	18,175
Kep. Bangka Belitung	18,917	18,933	19,419	19,624	18,549
Kepulauan Riau	14,755	15,176	15,176	14,662	14,529
Jawa Barat	15,545	16,297	16,297	16,057	14,910
Jawa Tengah	11,574	11,933	12,072	12,115	11,347
D.I. Yogyakarta	13,878	13,878	13,487	14,010	13,386
Jawa Timur	10,904	10,729	10,847	10,897	10,389
Banten	17,057	17,093	17,054	17,258	16,249
Bali	15,582	14,919	14,919	15,348	15,179
Nusa Tenggara Barat	18,723	19,222	18,979	18,979	17,660
Nusa Tenggara Timur	16,491	16,708	16,708	16,708	16,013
Kalimantan Barat	21,613	21,613	21,470	21,669	20,767
Kalimantan Tengah	17,402	17,402	18,240	17,683	16,858
Kalimantan Selatan	16,632	17,038	16,632	15,980	15,601
Kalimantan Timur	15,091	14,626	13,749	15,005	14,738
Sulawesi Utara	23,592	23,592	23,592	24,537	23,041
Sulawesi Tengah	12,759	12,951	13,218	14,480	12,691
Sulawesi Selatan	17,182	17,016	16,912	16,657	17,307
Sulawesi Tenggara	20,314	20,619	21,044	20,386	19,263
Gorontalo	10,632	10,351	10,503	10,503	10,309
Sulawesi Barat	13,360	13,456	13,366	13,366	13,484
Maluku	16,192	15,976	16,319	16,687	16,249
Maluku Utara	17,115	17,241	16,957	16,905	17,087
Papua Barat	22,596	23,012	23,012	22,504	22,646
Papua	27,216	27,216	27,216	27,216	27,216
Nasional/National	17,396	17,482	17,437	17,597	16,985

Subsektor Perikanan, Kelompok Penangkapan Ikan

Tabel/Table 2.1.12 Harga Produsen Ikan Kerapu (Rp/Kg) Menurut Provinsi, 2013
Producer Price of Groupers (Rp/Kg) by Province, 2013

Provinsi <i>Province</i> (1)	Januari <i>January</i> (2)	Februari <i>February</i> (3)	Maret <i>March</i> (4)	April <i>April</i> (5)
Aceh	44,222	43,941	43,310	43,155
Sumatera Utara	47,325	47,325	46,724	46,194
Sumatera Barat	33,778	33,951	34,239	34,239
Riau	-	-	-	-
Jambi	24,548	24,674	24,674	24,702
Sumatera Selatan	-	-	-	-
Bengkulu	30,594	31,064	30,443	30,223
Lampung	25,059	25,059	25,059	25,059
Kep. Bangka Belitung	33,889	33,889	33,927	33,558
Kepulauan Riau	32,689	32,771	32,771	32,733
Jawa Barat	36,500	37,211	39,372	39,883
Jawa Tengah	30,248	31,013	31,221	30,941
D.I. Yogyakarta	32,277	32,973	32,973	32,973
Jawa Timur	29,515	29,254	29,059	28,587
Banten	35,229	35,311	34,715	36,129
Bali	35,364	35,364	35,364	35,364
Nusa Tenggara Barat	32,627	32,627	32,627	32,627
Nusa Tenggara Timur	21,711	22,271	22,271	22,271
Kalimantan Barat	25,626	24,894	24,630	25,104
Kalimantan Tengah	-	-	-	-
Kalimantan Selatan	19,439	19,439	19,439	19,439
Kalimantan Timur	20,237	20,815	20,815	20,815
Sulawesi Utara	26,901	26,901	26,901	26,901
Sulawesi Tengah	25,764	25,764	26,113	26,113
Sulawesi Selatan	25,705	25,413	25,526	25,246
Sulawesi Tenggara	29,891	29,891	29,688	30,163
Gorontalo	24,152	25,016	24,817	24,839
Sulawesi Barat	23,296	23,423	23,128	23,026
Maluku	21,088	21,088	20,610	21,297
Maluku Utara	20,067	20,028	19,911	20,378
Papua Barat	37,672	37,183	38,216	37,562
Papua	38,750	38,750	38,750	38,750
Nasional/National	29,799	29,907	29,907	29,940

Lanjutan Tabel/Continued Table 2.1.12

Provinsi <i>Province</i> (1)	Mei <i>May</i> (6)	Juni <i>June</i> (7)	Juli <i>July</i> (8)	Agustus <i>August</i> (9)
Aceh	43,194	42,773	43,054	43,748
Sumatera Utara	45,580	44,308	43,741	42,498
Sumatera Barat	33,461	33,461	33,976	34,605
Riau	-	-	-	-
Jambi	24,774	24,805	25,204	25,541
Sumatera Selatan	-	-	-	-
Bengkulu	30,202	31,403	31,758	32,290
Lampung	25,059	25,059	25,059	25,059
Kep. Bangka Belitung	33,549	33,954	33,932	33,846
Kepulauan Riau	32,815	32,815	32,914	33,529
Jawa Barat	38,916	39,900	40,904	41,969
Jawa Tengah	31,130	31,199	31,985	32,817
D.I. Yogyakarta	33,856	33,856	33,856	33,856
Jawa Timur	29,001	29,780	30,990	30,747
Banten	35,940	35,615	36,511	35,344
Bali	35,364	35,364	35,364	36,778
Nusa Tenggara Barat	32,627	32,927	34,768	34,768
Nusa Tenggara Timur	22,184	22,508	24,865	25,129
Kalimantan Barat	25,104	25,473	25,473	26,211
Kalimantan Tengah	-	-	-	-
Kalimantan Selatan	19,439	19,439	20,762	20,762
Kalimantan Timur	21,112	21,112	20,775	20,444
Sulawesi Utara	26,901	26,901	26,901	27,406
Sulawesi Tengah	26,442	26,442	26,744	27,246
Sulawesi Selatan	25,628	26,043	26,711	27,056
Sulawesi Tenggara	31,080	30,755	31,352	31,253
Gorontalo	25,594	24,863	25,425	23,599
Sulawesi Barat	23,138	23,059	23,457	23,781
Maluku	21,775	21,135	21,135	21,135
Maluku Utara	20,260	20,260	20,410	20,703
Papua Barat	37,562	37,562	37,562	40,386
Papua	38,750	38,750	38,750	38,750
Nasional/National	30,015	30,052	30,494	30,733

Subsektor Perikanan, Kelompok Penangkapan Ikan

Lanjutan Tabel/Continued Table 2.1.12

Provinsi <i>Province</i> (1)	September <i>September</i> (10)	Oktober <i>October</i> (11)	November <i>November</i> (12)	Desember <i>December</i> (13)	Rata-rata <i>Average</i> (14)
Aceh	44,022	44,295	43,215	43,215	43,512
Sumatera Utara	40,321	39,817	39,564	40,461	43,655
Sumatera Barat	34,605	34,975	34,457	34,658	34,201
Riau	-	-	-	-	-
Jambi	25,588	25,604	25,536	24,847	25,041
Sumatera Selatan	-	-	-	-	-
Bengkulu	34,244	33,276	33,276	33,276	31,838
Lampung	25,059	25,059	25,059	25,059	25,059
Kep. Bangka Belitung	33,545	34,879	34,166	33,383	33,876
Kepulauan Riau	33,245	33,298	33,298	33,767	33,054
Jawa Barat	41,437	42,431	40,995	41,054	40,048
Jawa Tengah	32,401	30,988	31,640	31,090	31,389
D.I. Yogyakarta	33,856	33,856	36,429	36,429	33,933
Jawa Timur	30,986	30,208	30,092	30,989	29,934
Banten	34,588	35,344	35,569	36,808	35,592
Bali	36,778	36,778	36,778	36,778	35,953
Nusa Tenggara Barat	34,768	35,208	35,004	35,004	33,798
Nusa Tenggara Timur	25,945	26,310	26,182	26,182	23,985
Kalimantan Barat	26,211	26,211	26,211	26,439	25,632
Kalimantan Tengah	-	-	-	-	-
Kalimantan Selatan	20,762	20,762	21,993	23,095	20,398
Kalimantan Timur	20,996	21,549	21,549	21,549	20,981
Sulawesi Utara	27,406	27,406	27,406	27,406	27,112
Sulawesi Tengah	27,246	27,346	27,871	28,159	26,771
Sulawesi Selatan	26,287	26,177	26,428	26,702	26,077
Sulawesi Tenggara	31,755	31,980	31,464	31,790	30,922
Gorontalo	23,571	23,544	23,599	23,173	24,349
Sulawesi Barat	23,735	23,349	23,349	23,575	23,360
Maluku	21,615	21,447	20,416	20,751	21,124
Maluku Utara	21,144	21,405	21,197	21,318	20,590
Papua Barat	40,927	40,927	40,404	42,204	39,014
Papua	38,750	38,750	38,750	38,750	38,750
Nasional/National	30,752	30,799	30,755	30,962	30,343

Tabel/Table 2.1.13 Harga Produsen Ikan Kurisi (Rp/Kg) Menurut Provinsi, 2013
Producer Price of Threadfin Bream (Rp/Kg) by Province, 2013

Provinsi <i>Province</i> (1)	Januari <i>January</i> (2)	Februari <i>February</i> (3)	Maret <i>March</i> (4)	April <i>April</i> (5)
Aceh	22,140	22,140	22,140	22,140
Sumatera Utara	17,266	17,149	17,978	17,353
Sumatera Barat	-	-	-	-
Riau	-	-	-	-
Jambi	-	-	-	-
Sumatera Selatan	-	-	-	-
Bengkulu	-	-	-	-
Lampung	13,000	13,461	13,693	13,558
Kep. Bangka Belitung	12,850	12,767	12,841	12,559
Kepulauan Riau	16,800	16,464	17,123	17,650
Jawa Barat	7,500	7,266	7,691	7,040
Jawa Tengah	8,062	7,810	7,810	7,331
D.I. Yogyakarta	-	-	-	-
Jawa Timur	11,653	11,828	11,537	11,490
Banten	9,848	9,774	9,754	9,769
Bali	11,963	11,963	11,963	10,767
Nusa Tenggara Barat	14,790	14,790	14,790	14,790
Nusa Tenggara Timur	-	-	-	-
Kalimantan Barat	12,500	12,500	12,857	12,857
Kalimantan Tengah	-	-	-	-
Kalimantan Selatan	10,000	10,500	10,920	10,465
Kalimantan Timur	15,000	15,375	15,902	15,571
Sulawesi Utara	-	-	-	-
Sulawesi Tengah	19,698	19,933	20,339	20,339
Sulawesi Selatan	12,436	12,436	12,436	11,566
Sulawesi Tenggara	15,000	15,000	15,000	15,000
Gorontalo	10,900	10,711	10,879	11,027
Sulawesi Barat	18,000	18,000	18,000	18,000
Maluku	-	-	-	-
Maluku Utara	-	-	-	-
Papua Barat	15,000	15,000	15,000	15,000
Papua	-	-	-	-
Nasional/National	13,720	13,743	13,933	13,714

Subsektor Perikanan, Kelompok Penangkapan Ikan

Lanjutan Tabel/Continued Table 2.1.13

Provinsi <i>Province</i> (1)	Mei <i>May</i> (6)	Juni <i>June</i> (7)	Juli <i>July</i> (8)	Agustus <i>August</i> (9)
Aceh	23,843	23,843	25,246	25,246
Sumatera Utara	16,911	16,328	17,203	17,494
Sumatera Barat	-	-	-	-
Riau	-	-	-	-
Jambi	-	-	-	-
Sumatera Selatan	-	-	-	-
Bengkulu	-	-	-	-
Lampung	13,558	13,004	13,452	14,329
Kep. Bangka Belitung	12,877	12,877	13,031	13,527
Kepulauan Riau	17,082	17,082	17,836	17,681
Jawa Barat	7,040	7,040	7,680	8,052
Jawa Tengah	7,331	7,331	7,684	7,428
D.I. Yogyakarta	-	-	-	-
Jawa Timur	11,978	12,522	13,125	13,125
Banten	9,904	9,565	10,165	10,059
Bali	10,767	11,736	11,736	12,516
Nusa Tenggara Barat	14,790	14,790	15,530	15,530
Nusa Tenggara Timur	-	-	-	-
Kalimantan Barat	12,857	12,857	13,214	13,571
Kalimantan Tengah	-	-	-	-
Kalimantan Selatan	10,465	10,465	10,465	10,465
Kalimantan Timur	14,169	15,020	15,771	16,261
Sulawesi Utara	-	-	-	-
Sulawesi Tengah	20,339	20,088	20,088	21,344
Sulawesi Selatan	11,566	11,566	11,566	11,566
Sulawesi Tenggara	15,000	15,000	15,000	15,000
Gorontalo	11,856	12,041	12,445	12,445
Sulawesi Barat	18,000	18,000	18,000	19,125
Maluku	-	-	-	-
Maluku Utara	-	-	-	-
Papua Barat	14,550	14,550	14,550	14,550
Papua	-	-	-	-
Nasional/National	13,744	13,785	14,189	14,466

Lanjutan Tabel/Continued Table 2.1.13

Provinsi <i>Province</i>	September <i>September</i>	Oktober <i>October</i>	November <i>November</i>	Desember <i>December</i>	Rata-rata <i>Average</i>
<i>(1)</i>	<i>(10)</i>	<i>(11)</i>	<i>(12)</i>	<i>(13)</i>	<i>(14)</i>
Aceh	25,246	25,246	25,246	25,952	24,036
Sumatera Utara	17,212	16,083	16,083	16,083	16,929
Sumatera Barat	-	-	-	-	-
Riau	-	-	-	-	-
Jambi	-	-	-	-	-
Sumatera Selatan	-	-	-	-	-
Bengkulu	-	-	-	-	-
Lampung	13,306	13,520	13,520	13,520	13,494
Kep. Bangka Belitung	12,772	13,380	13,186	13,554	13,018
Kepulauan Riau	17,681	18,957	18,957	18,472	17,649
Jawa Barat	8,052	8,017	7,996	8,219	7,633
Jawa Tengah	7,428	7,428	7,428	7,428	7,542
D.I. Yogyakarta	-	-	-	-	-
Jawa Timur	13,388	12,260	12,350	12,367	12,302
Banten	10,341	10,836	11,083	11,170	10,189
Bali	12,516	12,516	12,516	12,516	11,956
Nusa Tenggara Barat	15,530	15,530	15,530	15,530	15,160
Nusa Tenggara Timur	-	-	-	-	-
Kalimantan Barat	13,571	13,571	13,929	13,929	13,185
Kalimantan Tengah	-	-	-	-	-
Kalimantan Selatan	10,465	10,465	11,511	11,511	10,641
Kalimantan Timur	16,261	16,261	16,261	15,448	15,608
Sulawesi Utara	-	-	-	-	-
Sulawesi Tengah	21,869	21,472	20,961	21,984	20,704
Sulawesi Selatan	11,566	11,566	11,566	11,566	11,783
Sulawesi Tenggara	15,000	15,000	15,000	15,000	15,000
Gorontalo	13,671	13,852	13,852	13,852	12,294
Sulawesi Barat	19,125	19,125	19,125	19,125	18,469
Maluku	-	-	-	-	-
Maluku Utara	-	-	-	-	-
Papua Barat	14,550	14,550	14,550	14,550	14,700
Papua	-	-	-	-	-
Nasional/National	14,478	14,482	14,532	14,589	14,115

Subsektor Perikanan, Kelompok Penangkapan Ikan

Tabel/Table 2.1.14 Harga Produsen Ikan Kuwe (Rp/Kg) Menurut Provinsi, 2013
Producer Price of Tille trevally (Rp/Kg) by Province, 2013

Provinsi <i>Province</i> (1)	Januari <i>January</i> (2)	Februari <i>February</i> (3)	Maret <i>March</i> (4)	April <i>April</i> (5)
Aceh	29,100	29,100	29,100	28,227
Sumatera Utara	-	-	-	-
Sumatera Barat	19,854	20,915	20,915	20,915
Riau	-	-	-	-
Jambi	-	-	-	-
Sumatera Selatan	-	-	-	-
Bengkulu	30,000	30,000	30,000	30,900
Lampung	22,750	22,750	22,750	22,750
Kep. Bangka Belitung	27,635	27,635	26,944	27,887
Kepulauan Riau	21,431	20,796	20,796	21,050
Jawa Barat	23,062	23,575	23,575	23,575
Jawa Tengah	18,036	18,000	18,000	18,000
D.I. Yogyakarta	14,000	14,538	14,538	14,538
Jawa Timur	17,004	16,242	15,359	15,837
Banten	23,014	22,576	22,012	22,599
Bali	-	-	-	-
Nusa Tenggara Barat	15,045	15,045	16,048	16,048
Nusa Tenggara Timur	23,625	23,750	23,750	23,101
Kalimantan Barat	-	-	-	-
Kalimantan Tengah	-	-	-	-
Kalimantan Selatan	-	-	-	-
Kalimantan Timur	-	-	-	-
Sulawesi Utara	-	-	-	-
Sulawesi Tengah	17,239	16,565	16,687	16,924
Sulawesi Selatan	25,065	24,405	24,220	24,449
Sulawesi Tenggara	23,108	23,108	23,108	23,108
Gorontalo	22,647	22,556	22,410	22,314
Sulawesi Barat	-	-	-	-
Maluku	22,500	21,500	21,040	21,842
Maluku Utara	18,748	18,216	17,951	18,194
Papua Barat	32,464	31,963	30,911	30,459
Papua	32,500	31,645	31,645	31,645
Nasional/National	22,801	22,613	22,465	22,589

Lanjutan Tabel/Continued Table 2.1.14

Provinsi <i>Province</i> (1)	Mei <i>May</i> (6)	Juni <i>June</i> (7)	Juli <i>July</i> (8)	Agustus <i>August</i> (9)
Aceh	28,227	26,816	26,816	28,693
Sumatera Utara	-	-	-	-
Sumatera Barat	20,915	20,915	20,915	19,608
Riau	-	-	-	-
Jambi	-	-	-	-
Sumatera Selatan	-	-	-	-
Bengkulu	29,355	30,236	32,439	33,412
Lampung	22,750	23,887	23,887	22,910
Kep. Bangka Belitung	27,887	27,887	27,631	28,358
Kepulauan Riau	21,267	21,267	22,468	21,832
Jawa Barat	23,575	23,575	23,575	23,575
Jawa Tengah	18,666	18,666	19,703	19,703
D.I. Yogyakarta	14,538	14,538	14,900	14,900
Jawa Timur	16,423	17,104	18,360	17,404
Banten	22,179	21,946	22,428	22,750
Bali	-	-	-	-
Nusa Tenggara Barat	16,048	16,550	17,051	17,051
Nusa Tenggara Timur	23,492	23,492	24,798	25,459
Kalimantan Barat	-	-	-	-
Kalimantan Tengah	-	-	-	-
Kalimantan Selatan	-	-	-	-
Kalimantan Timur	-	-	-	-
Sulawesi Utara	-	-	-	-
Sulawesi Tengah	16,924	16,619	17,133	17,205
Sulawesi Selatan	24,588	24,641	25,403	25,433
Sulawesi Tenggara	23,108	23,108	23,108	23,108
Gorontalo	23,180	22,547	23,712	24,317
Sulawesi Barat	-	-	-	-
Maluku	20,874	20,874	20,874	20,874
Maluku Utara	18,460	18,460	18,764	18,909
Papua Barat	31,258	31,258	32,311	31,431
Papua	31,645	31,645	31,645	31,645
Nasional/National	22,636	22,668	23,234	23,266

Subsektor Perikanan, Kelompok Penangkapan Ikan

Lanjutan Tabel/Continued Table 2.1.14

Provinsi <i>Province</i> <i>(1)</i>	September <i>September</i> <i>(10)</i>	Oktober <i>October</i> <i>(11)</i>	November <i>November</i> <i>(12)</i>	Desember <i>December</i> <i>(13)</i>	Rata-rata <i>Average</i> <i>(14)</i>
Aceh	28,693	26,567	26,567	26,567	27,873
Sumatera Utara	-	-	-	-	-
Sumatera Barat	19,608	21,116	21,116	21,638	20,703
Riau	-	-	-	-	-
Jambi	-	-	-	-	-
Sumatera Selatan	-	-	-	-	-
Bengkulu	31,900	31,900	31,900	31,900	31,162
Lampung	22,910	22,910	22,910	22,910	23,006
Kep. Bangka Belitung	28,107	28,358	27,419	28,123	27,822
Kepulauan Riau	21,408	22,468	21,022	20,476	21,357
Jawa Barat	24,087	24,087	24,087	24,087	23,703
Jawa Tengah	19,703	19,703	19,703	19,703	18,966
D.I. Yogyakarta	14,900	15,965	15,639	17,173	15,014
Jawa Timur	16,613	16,499	16,186	15,796	16,569
Banten	23,473	23,312	22,870	23,930	22,757
Bali	-	-	-	-	-
Nusa Tenggara Barat	17,051	17,051	17,051	17,051	16,424
Nusa Tenggara Timur	25,459	25,459	25,459	25,459	24,442
Kalimantan Barat	-	-	-	-	-
Kalimantan Tengah	-	-	-	-	-
Kalimantan Selatan	-	-	-	-	-
Kalimantan Timur	-	-	-	-	-
Sulawesi Utara	-	-	-	-	-
Sulawesi Tengah	17,205	16,152	16,152	17,251	16,838
Sulawesi Selatan	25,322	25,075	25,267	25,714	24,965
Sulawesi Tenggara	23,108	23,108	23,108	23,108	23,108
Gorontalo	24,620	23,501	23,356	23,908	23,256
Sulawesi Barat	-	-	-	-	-
Maluku	21,025	21,025	20,308	20,745	21,123
Maluku Utara	19,046	18,799	19,017	18,921	18,624
Papua Barat	31,866	31,963	35,257	34,234	32,115
Papua	31,507	31,199	31,438	31,438	31,633
Nasional/National	23,220	23,153	23,135	23,340	22,927

Tabel/Table 2.1.15 Harga Produsen Ikan Layang (Rp/Kg) Menurut Provinsi, 2013
Producer Price of Indian Scad (Rp/Kg) by Province, 2013

Provinsi <i>Province</i> (1)	Januari <i>January</i> (2)	Februari <i>February</i> (3)	Maret <i>March</i> (4)	April <i>April</i> (5)
Aceh	19,375	19,375	19,375	19,375
Sumatera Utara	12,000	11,226	12,348	11,955
Sumatera Barat	16,472	16,472	17,461	17,461
Riau	-	-	-	-
Jambi	-	-	-	-
Sumatera Selatan	-	-	-	-
Bengkulu	11,500	11,500	11,500	11,000
Lampung	11,600	12,044	11,542	12,096
Kep. Bangka Belitung	10,465	10,792	10,792	10,465
Kepulauan Riau	-	-	-	-
Jawa Barat	11,546	11,546	11,546	11,320
Jawa Tengah	9,453	9,504	9,545	9,563
D.I. Yogyakarta	8,743	8,743	8,743	8,743
Jawa Timur	9,168	9,032	9,111	9,233
Banten	8,873	8,887	8,631	8,666
Bali	11,923	11,923	12,053	12,053
Nusa Tenggara Barat	14,500	14,000	13,627	13,367
Nusa Tenggara Timur	14,852	14,852	14,852	14,745
Kalimantan Barat	20,000	20,000	20,000	20,000
Kalimantan Tengah	13,699	13,699	13,699	13,699
Kalimantan Selatan	14,646	15,692	15,692	15,692
Kalimantan Timur	17,266	16,251	17,774	17,774
Sulawesi Utara	14,795	14,795	14,795	14,795
Sulawesi Tengah	16,890	17,142	17,137	16,833
Sulawesi Selatan	17,901	17,467	17,542	17,668
Sulawesi Tenggara	12,818	12,818	13,080	13,341
Gorontalo	11,229	11,071	10,807	10,974
Sulawesi Barat	12,268	12,145	12,053	12,042
Maluku	13,527	13,240	12,822	12,895
Maluku Utara	11,301	11,192	11,230	11,121
Papua Barat	27,145	28,438	27,569	28,842
Papua	20,349	20,344	20,424	20,444
Nasional/National	14,082	14,078	14,134	14,149

Subsektor Perikanan, Kelompok Penangkapan Ikan

Lanjutan Tabel/Continued Table 2.1.15

Provinsi <i>Province</i> (1)	Mei <i>May</i> (6)	Juni <i>June</i> (7)	Juli <i>July</i> (8)	Agustus <i>August</i> (9)
Aceh	19,375	19,375	19,375	19,375
Sumatera Utara	11,955	11,955	11,955	11,955
Sumatera Barat	17,024	17,024	17,271	17,271
Riau	-	-	-	-
Jambi	-	-	-	-
Sumatera Selatan	-	-	-	-
Bengkulu	11,000	11,300	11,791	11,791
Lampung	12,383	11,840	11,840	12,417
Kep. Bangka Belitung	10,883	11,180	11,666	11,666
Kepulauan Riau	-	-	-	-
Jawa Barat	11,967	12,290	12,199	12,474
Jawa Tengah	9,678	9,801	10,765	10,549
D.I. Yogyakarta	8,743	8,743	8,743	8,743
Jawa Timur	9,575	9,869	10,308	10,283
Banten	8,767	8,872	9,116	9,929
Bali	12,053	12,053	12,053	12,053
Nusa Tenggara Barat	13,122	14,310	14,722	14,177
Nusa Tenggara Timur	14,099	14,099	14,505	14,692
Kalimantan Barat	20,000	20,000	20,000	20,000
Kalimantan Tengah	13,699	13,699	13,699	13,699
Kalimantan Selatan	16,163	16,163	17,577	17,577
Kalimantan Timur	17,774	18,208	19,118	18,815
Sulawesi Utara	14,795	15,438	16,442	16,442
Sulawesi Tengah	17,148	17,148	17,642	18,045
Sulawesi Selatan	17,562	17,079	17,651	18,537
Sulawesi Tenggara	13,341	13,210	14,518	14,387
Gorontalo	11,365	11,468	11,616	12,077
Sulawesi Barat	11,835	11,652	12,183	12,473
Maluku	12,860	13,167	12,384	12,515
Maluku Utara	11,266	11,409	11,051	12,078
Papua Barat	29,515	29,515	29,515	29,515
Papua	20,444	20,444	21,125	21,329
Nasional/National	14,228	14,333	14,672	14,817

Lanjutan Tabel/Continued Table 2.1.15

Provinsi <i>Province</i> (1)	September <i>September</i> (10)	Oktober <i>October</i> (11)	November <i>November</i> (12)	Desember <i>December</i> (13)	Rata-rata <i>Average</i> (14)
Aceh	19,375	19,375	19,375	19,375	19,375
Sumatera Utara	11,955	11,955	11,955	11,955	11,931
Sumatera Barat	18,011	18,011	18,912	19,259	17,554
Riau	-	-	-	-	-
Jambi	-	-	-	-	-
Sumatera Selatan	-	-	-	-	-
Bengkulu	11,791	11,791	11,791	11,791	11,546
Lampung	12,417	12,417	13,289	13,289	12,264
Kep. Bangka Belitung	11,958	11,958	11,958	11,958	11,312
Kepulauan Riau	-	-	-	-	-
Jawa Barat	12,657	12,657	12,657	12,496	12,113
Jawa Tengah	10,206	10,064	10,312	10,480	9,993
D.I. Yogyakarta	8,743	8,743	8,743	8,743	8,743
Jawa Timur	10,190	10,012	10,048	10,418	9,771
Banten	10,418	10,614	10,614	10,412	9,483
Bali	11,791	11,473	10,746	10,746	11,744
Nusa Tenggara Barat	13,868	14,499	13,339	14,609	14,012
Nusa Tenggara Timur	14,860	15,171	15,171	15,171	14,756
Kalimantan Barat	20,000	20,000	20,000	20,000	20,000
Kalimantan Tengah	13,699	13,699	13,699	13,699	13,699
Kalimantan Selatan	17,577	17,577	16,652	15,727	16,395
Kalimantan Timur	19,118	18,208	18,208	19,734	18,187
Sulawesi Utara	16,442	16,442	16,442	16,442	15,672
Sulawesi Tengah	18,496	18,003	17,902	17,902	17,524
Sulawesi Selatan	18,013	17,748	17,665	17,368	17,683
Sulawesi Tenggara	14,457	14,648	14,648	15,182	13,871
Gorontalo	12,077	12,049	12,003	12,513	11,604
Sulawesi Barat	12,235	12,325	12,138	12,233	12,132
Maluku	13,558	13,303	12,811	13,071	13,013
Maluku Utara	12,078	13,001	12,565	12,284	11,715
Papua Barat	28,231	28,539	27,843	27,843	28,542
Papua	21,398	21,402	21,243	21,486	20,869
Nasional/National	14,844	14,846	14,740	14,864	14,482

Subsektor Perikanan, Kelompok Penangkapan Ikan

Tabel/Table 2.1.16 Harga Produsen Ikan Layur/Beladang (Rp/Kg) Menurut Provinsi, 2013
Producer Price of Hairtails (Rp/Kg) by Province, 2013

Provinsi <i>Province</i> (1)	Januari <i>January</i> (2)	Februari <i>February</i> (3)	Maret <i>March</i> (4)	April <i>April</i> (5)
Aceh	16,487	17,566	17,566	16,934
Sumatera Utara	-	-	-	-
Sumatera Barat	11,047	11,606	11,716	12,208
Riau	-	-	-	-
Jambi	-	-	-	-
Sumatera Selatan	-	-	-	-
Bengkulu	15,000	14,444	13,884	14,162
Lampung	13,287	13,287	13,287	13,287
Kep. Bangka Belitung	-	-	-	-
Kepulauan Riau	-	-	-	-
Jawa Barat	14,843	14,607	14,516	14,408
Jawa Tengah	12,688	12,750	13,447	13,658
D.I. Yogyakarta	12,921	13,226	13,463	14,046
Jawa Timur	11,571	11,624	11,755	11,951
Banten	16,739	16,542	17,101	16,905
Bali	19,298	19,298	19,876	19,876
Nusa Tenggara Barat	13,626	13,626	13,626	13,626
Nusa Tenggara Timur	15,981	15,981	15,270	15,270
Kalimantan Barat	13,500	13,500	13,340	13,340
Kalimantan Tengah	9,000	9,000	9,000	9,800
Kalimantan Selatan	-	-	-	-
Kalimantan Timur	10,000	10,000	11,000	11,000
Sulawesi Utara	15,000	15,150	15,150	15,150
Sulawesi Tengah	12,499	12,499	12,499	12,499
Sulawesi Selatan	14,321	14,321	14,321	14,321
Sulawesi Tenggara	-	-	-	-
Gorontalo	-	-	-	-
Sulawesi Barat	12,500	12,350	12,082	12,350
Maluku	-	-	-	-
Maluku Utara	10,758	11,373	11,373	11,373
Papua Barat	20,000	20,000	20,000	20,000
Papua	30,000	30,000	30,000	30,000
Nasional/National	14,594	14,670	14,740	14,826

Lanjutan Tabel/Continued Table 2.1.16

Provinsi <i>Province</i> (1)	Mei <i>May</i> (6)	Juni <i>June</i> (7)	Juli <i>July</i> (8)	Agustus <i>August</i> (9)
Aceh	17,604	17,604	17,604	17,604
Sumatera Utara	-	-	-	-
Sumatera Barat	11,865	11,865	11,977	11,345
Riau	-	-	-	-
Jambi	-	-	-	-
Sumatera Selatan	-	-	-	-
Bengkulu	14,484	14,967	15,584	16,355
Lampung	13,287	13,287	13,287	13,287
Kep. Bangka Belitung	-	-	-	-
Kepulauan Riau	-	-	-	-
Jawa Barat	14,616	14,575	15,213	15,525
Jawa Tengah	13,731	13,983	14,587	15,114
D.I. Yogyakarta	13,989	14,699	14,861	14,922
Jawa Timur	12,239	12,157	12,421	12,513
Banten	17,205	18,134	18,725	19,580
Bali	19,876	20,160	20,160	20,160
Nusa Tenggara Barat	13,626	13,626	13,626	13,626
Nusa Tenggara Timur	15,270	15,826	16,439	16,439
Kalimantan Barat	13,340	13,853	13,853	14,936
Kalimantan Tengah	10,241	9,794	9,794	9,794
Kalimantan Selatan	-	-	-	-
Kalimantan Timur	11,000	11,000	11,000	11,000
Sulawesi Utara	15,150	15,150	15,150	15,150
Sulawesi Tengah	12,894	12,866	12,809	12,809
Sulawesi Selatan	14,832	14,832	14,832	14,832
Sulawesi Tenggara	-	-	-	-
Gorontalo	-	-	-	-
Sulawesi Barat	12,876	13,138	13,532	14,313
Maluku	-	-	-	-
Maluku Utara	11,373	11,373	11,373	10,868
Papua Barat	20,000	20,000	20,000	20,000
Papua	30,000	30,000	30,000	30,000
Nasional/National	14,977	15,131	15,310	15,462

Subsektor Perikanan, Kelompok Penangkapan Ikan

Lanjutan Tabel/Continued Table 2.1.16

Provinsi <i>Province</i> (1)	September <i>September</i> (10)	Oktober <i>October</i> (11)	November <i>November</i> (12)	Desember <i>December</i> (13)	Rata-rata <i>Average</i> (14)
Aceh	19,135	19,135	19,135	18,306	17,890
Sumatera Utara	-	-	-	-	-
Sumatera Barat	11,345	11,808	11,692	12,283	11,730
Riau	-	-	-	-	-
Jambi	-	-	-	-	-
Sumatera Selatan	-	-	-	-	-
Bengkulu	15,925	15,925	15,925	15,925	15,215
Lampung	13,287	13,287	13,287	13,287	13,287
Kep. Bangka Belitung	-	-	-	-	-
Kepulauan Riau	-	-	-	-	-
Jawa Barat	16,043	16,096	15,262	15,038	15,062
Jawa Tengah	14,470	14,001	13,854	14,539	13,902
D.I. Yogyakarta	15,343	15,343	15,453	16,126	14,533
Jawa Timur	12,076	11,901	12,882	12,702	12,149
Banten	19,842	20,105	20,105	19,659	18,387
Bali	20,160	20,160	20,160	20,160	19,946
Nusa Tenggara Barat	13,626	13,626	13,626	13,626	13,626
Nusa Tenggara Timur	16,439	16,439	16,439	16,439	16,019
Kalimantan Barat	14,936	14,454	14,454	14,454	13,997
Kalimantan Tengah	9,794	10,284	10,985	10,045	9,794
Kalimantan Selatan	-	-	-	-	-
Kalimantan Timur	11,000	11,000	11,750	11,130	10,907
Sulawesi Utara	15,150	15,150	15,150	15,150	15,137
Sulawesi Tengah	12,643	12,557	11,772	11,772	12,510
Sulawesi Selatan	15,117	15,117	15,117	15,117	14,757
Sulawesi Tenggara	-	-	-	-	-
Gorontalo	-	-	-	-	-
Sulawesi Barat	14,053	13,793	13,012	13,012	13,084
Maluku	-	-	-	-	-
Maluku Utara	10,362	10,362	10,362	9,911	10,905
Papua Barat	20,000	20,000	20,000	20,000	20,000
Papua	30,000	30,000	30,000	30,000	30,000
Nasional/National	15,488	15,479	15,474	15,395	15,129

Tabel/Table 2.1.17 Harga Produsen Ikan Lemuru (Rp/Kg) Menurut Provinsi, 2013
Producer Price of Bali sardinella (Rp/Kg) by Province, 2013

Provinsi <i>Province</i> (1)	Januari <i>January</i> (2)	Februari <i>February</i> (3)	Maret <i>March</i> (4)	April <i>April</i> (5)
Aceh	16,663	17,774	17,774	16,707
Sumatera Utara	22,000	23,760	24,313	24,313
Sumatera Barat	13,293	13,293	14,091	14,091
Riau	-	-	-	-
Jambi	-	-	-	-
Sumatera Selatan	-	-	-	-
Bengkulu	-	-	-	-
Lampung	8,667	8,667	8,667	8,667
Kep. Bangka Belitung	9,292	10,154	9,329	9,996
Kepulauan Riau	5,000	5,000	5,000	5,000
Jawa Barat	7,259	7,259	7,259	7,518
Jawa Tengah	9,700	9,700	9,700	9,215
D.I. Yogyakarta	8,131	8,131	8,239	8,239
Jawa Timur	7,876	8,094	8,114	8,347
Banten	8,079	7,939	7,939	7,618
Bali	8,547	8,547	8,637	8,923
Nusa Tenggara Barat	9,300	9,300	9,349	9,504
Nusa Tenggara Timur	9,667	9,667	9,667	9,667
Kalimantan Barat	-	-	-	-
Kalimantan Tengah	-	-	-	-
Kalimantan Selatan	13,500	13,500	13,500	13,500
Kalimantan Timur	16,657	16,657	16,657	16,657
Sulawesi Utara	-	-	-	-
Sulawesi Tengah	-	-	-	-
Sulawesi Selatan	-	-	-	-
Sulawesi Tenggara	10,000	10,000	9,588	10,249
Gorontalo	11,700	11,569	11,373	11,463
Sulawesi Barat	15,450	15,244	15,244	15,244
Maluku	-	-	-	-
Maluku Utara	10,664	10,664	10,664	10,664
Papua Barat	28,800	28,800	28,800	28,800
Papua	28,350	28,350	28,350	28,350
Nasional/National	12,663	12,821	12,830	12,851

Subsektor Perikanan, Kelompok Penangkapan Ikan

Lanjutan Tabel/Continued Table 2.1.17

Provinsi <i>Province</i> (1)	Mei <i>May</i> (6)	Juni <i>June</i> (7)	Juli <i>July</i> (8)	Agustus <i>August</i> (9)
Aceh	16,707	16,164	16,164	16,164
Sumatera Utara	23,484	23,484	22,850	23,595
Sumatera Barat	13,218	14,144	13,672	12,965
Riau	-	-	-	-
Jambi	-	-	-	-
Sumatera Selatan	-	-	-	-
Bengkulu	-	-	-	-
Lampung	8,667	8,667	8,405	9,245
Kep. Bangka Belitung	9,129	9,129	8,300	8,507
Kepulauan Riau	5,000	5,000	5,000	5,500
Jawa Barat	7,518	7,259	7,632	8,141
Jawa Tengah	9,215	9,215	9,215	9,215
D.I. Yogyakarta	8,216	8,178	8,489	8,640
Jawa Timur	8,255	8,308	8,703	8,742
Banten	7,618	7,690	8,098	8,098
Bali	8,923	8,923	9,348	9,708
Nusa Tenggara Barat	9,504	9,631	9,860	10,050
Nusa Tenggara Timur	9,667	9,925	9,925	9,925
Kalimantan Barat	-	-	-	-
Kalimantan Tengah	-	-	-	-
Kalimantan Selatan	13,500	13,500	13,500	13,500
Kalimantan Timur	16,657	17,870	17,245	18,895
Sulawesi Utara	-	-	-	-
Sulawesi Tengah	-	-	-	-
Sulawesi Selatan	-	-	-	-
Sulawesi Tenggara	10,249	10,249	10,249	10,249
Gorontalo	12,393	12,643	13,047	14,122
Sulawesi Barat	15,244	15,244	15,732	15,732
Maluku	-	-	-	-
Maluku Utara	10,664	10,664	10,664	10,664
Papua Barat	28,800	28,800	28,800	28,800
Papua	28,350	28,350	28,350	28,350
Nasional/National	12,772	12,865	12,875	13,128

Lanjutan Tabel/Continued Table 2.1.17

Provinsi <i>Province</i> (1)	September <i>September</i> (10)	Oktober <i>October</i> (11)	November <i>November</i> (12)	Desember <i>December</i> (13)	Rata-rata <i>Average</i> (14)
Aceh	17,046	17,046	18,154	17,223	16,966
Sumatera Utara	23,595	22,887	22,285	21,142	23,142
Sumatera Barat	13,672	13,672	14,502	14,502	13,760
Riau	-	-	-	-	-
Jambi	-	-	-	-	-
Sumatera Selatan	-	-	-	-	-
Bengkulu	-	-	-	-	-
Lampung	9,810	9,810	9,810	9,810	9,074
Kep. Bangka Belitung	9,034	8,688	8,197	7,776	8,618
Kepulauan Riau	5,500	5,775	6,300	6,300	6,819
Jawa Barat	8,141	8,141	8,395	8,145	8,504
Jawa Tengah	9,215	9,215	9,215	9,468	9,247
D.I. Yogyakarta	8,615	8,599	8,816	8,797	8,544
Jawa Timur	8,466	8,403	8,821	8,961	10,222
Banten	8,261	8,261	8,425	8,239	10,943
Bali	9,708	9,348	9,348	9,174	9,310
Nusa Tenggara Barat	10,735	11,303	11,303	11,197	10,448
Nusa Tenggara Timur	10,602	11,163	11,163	11,163	10,442
Kalimantan Barat	-	-	-	-	-
Kalimantan Tengah	-	-	-	-	-
Kalimantan Selatan	13,500	13,500	13,500	13,500	14,099
Kalimantan Timur	20,428	20,428	20,428	19,407	18,920
Sulawesi Utara	-	-	-	-	-
Sulawesi Tengah	-	-	-	-	-
Sulawesi Selatan	-	-	-	-	-
Sulawesi Tenggara	10,249	10,249	10,249	10,249	10,249
Gorontalo	14,122	14,707	14,707	15,189	13,508
Sulawesi Barat	15,127	15,127	13,765	13,765	14,967
Maluku	-	-	-	-	-
Maluku Utara	11,264	10,664	10,664	10,664	10,739
Papua Barat	28,800	28,800	27,392	27,392	28,448
Papua	28,350	28,350	28,350	28,350	#REF!
Nasional/National	13,375	13,370	13,354	13,200	13,009

Subsektor Perikanan, Kelompok Penangkapan Ikan

Tabel/Table 2.1.18 Harga Produsen Ikan Manyung (Rp/Kg) Menurut Provinsi, 2013
Producer Price of Giant Catfish (Rp/Kg) by Province, 2013

Provinsi <i>Province</i> (1)	Januari <i>January</i> (2)	Februari <i>February</i> (3)	Maret <i>March</i> (4)	April <i>April</i> (5)
Aceh	11,561	11,561	12,023	12,023
Sumatera Utara	20,918	20,726	20,603	20,849
Sumatera Barat	13,019	13,673	13,673	13,673
Riau	13,284	13,956	13,956	14,793
Jambi	-	-	-	-
Sumatera Selatan	-	-	-	-
Bengkulu	14,211	13,482	13,690	12,691
Lampung	10,645	10,366	10,201	10,201
Kep. Bangka Belitung	12,830	12,902	12,988	13,499
Kepulauan Riau	9,727	9,727	9,936	9,588
Jawa Barat	10,106	9,941	9,688	9,688
Jawa Tengah	14,155	14,019	13,876	13,986
D.I. Yogyakarta	9,834	10,149	10,336	10,605
Jawa Timur	11,740	11,488	11,532	11,607
Banten	13,535	13,187	12,915	14,031
Bali	7,225	7,225	7,225	7,225
Nusa Tenggara Barat	-	-	-	-
Nusa Tenggara Timur	-	-	-	-
Kalimantan Barat	18,500	18,667	18,313	18,313
Kalimantan Tengah	12,400	12,500	12,500	12,500
Kalimantan Selatan	13,787	13,787	13,787	13,787
Kalimantan Timur	10,000	10,500	11,308	11,308
Sulawesi Utara	-	-	-	-
Sulawesi Tengah	-	-	-	-
Sulawesi Selatan	-	-	-	-
Sulawesi Tenggara	11,000	11,000	11,000	11,000
Gorontalo	-	-	-	-
Sulawesi Barat	-	-	-	-
Maluku	-	-	-	-
Maluku Utara	10,000	10,000	10,000	10,000
Papua Barat	15,000	15,277	15,319	15,624
Papua	-	-	-	-
Nasional/National	12,546	12,578	12,613	12,714

Lanjutan Tabel/Continued Table 2.1.18

Provinsi <i>Province</i> (1)	Mei <i>May</i> (6)	Juni <i>June</i> (7)	Juli <i>July</i> (8)	Agustus <i>August</i> (9)
Aceh	12,763	12,763	13,236	13,236
Sumatera Utara	21,339	20,849	20,849	21,339
Sumatera Barat	13,673	13,673	14,220	14,220
Riau	14,793	14,793	14,793	16,272
Jambi	-	-	-	-
Sumatera Selatan	-	-	-	-
Bengkulu	11,981	12,262	13,328	12,795
Lampung	10,201	10,201	10,496	10,496
Kep. Bangka Belitung	13,354	13,363	13,875	14,048
Kepulauan Riau	9,588	10,171	10,171	9,801
Jawa Barat	9,939	10,017	10,504	10,670
Jawa Tengah	13,879	14,231	14,540	14,676
D.I. Yogyakarta	10,605	11,075	10,618	10,641
Jawa Timur	11,607	11,752	12,317	11,487
Banten	14,345	14,290	15,222	14,607
Bali	7,225	7,225	7,225	7,225
Nusa Tenggara Barat	-	-	-	-
Nusa Tenggara Timur	-	-	-	-
Kalimantan Barat	19,135	19,474	19,643	19,982
Kalimantan Tengah	12,600	12,600	12,600	12,800
Kalimantan Selatan	14,187	14,187	15,132	15,132
Kalimantan Timur	11,308	11,308	11,574	11,574
Sulawesi Utara	-	-	-	-
Sulawesi Tengah	-	-	-	-
Sulawesi Selatan	-	-	-	-
Sulawesi Tenggara	11,000	11,000	11,000	11,000
Gorontalo	-	-	-	-
Sulawesi Barat	-	-	-	-
Maluku	-	-	-	-
Maluku Utara	10,000	10,000	10,000	10,000
Papua Barat	15,753	15,884	15,706	15,805
Papua	-	-	-	-
Nasional/National	12,823	12,910	13,193	13,229

Subsektor Perikanan, Kelompok Penangkapan Ikan

Lanjutan Tabel/Continued Table 2.1.18

Provinsi <i>Province</i> (1)	September <i>September</i> (10)	Oktober <i>October</i> (11)	November <i>November</i> (12)	Desember <i>December</i> (13)	Rata-rata <i>Average</i> (14)
Aceh	13,236	14,181	14,181	14,181	12,912
Sumatera Utara	21,579	21,819	21,819	21,819	21,209
Sumatera Barat	15,280	16,608	17,937	17,937	14,799
Riau	17,320	15,934	14,493	13,044	14,786
Jambi	-	-	-	-	-
Sumatera Selatan	-	-	-	-	-
Bengkulu	12,795	12,795	12,795	12,795	12,968
Lampung	10,496	10,496	10,496	10,496	10,399
Kep. Bangka Belitung	13,736	13,736	13,899	14,679	13,576
Kepulauan Riau	9,801	9,801	9,801	9,801	9,826
Jawa Barat	10,266	9,597	10,043	10,348	10,067
Jawa Tengah	14,290	13,610	13,879	13,924	14,089
D.I. Yogyakarta	10,998	11,308	11,403	10,836	10,701
Jawa Timur	11,094	11,269	10,973	11,332	11,517
Banten	14,607	15,119	15,324	15,211	14,366
Bali	7,225	7,225	7,225	7,225	7,225
Nusa Tenggara Barat	-	-	-	-	-
Nusa Tenggara Timur	-	-	-	-	-
Kalimantan Barat	19,643	20,151	19,474	19,474	19,231
Kalimantan Tengah	12,800	12,700	12,900	12,900	12,650
Kalimantan Selatan	15,565	15,911	15,911	15,911	14,757
Kalimantan Timur	11,574	12,744	12,744	11,555	11,458
Sulawesi Utara	-	-	-	-	-
Sulawesi Tengah	-	-	-	-	-
Sulawesi Selatan	-	-	-	-	-
Sulawesi Tenggara	11,000	11,000	11,000	11,000	11,000
Gorontalo	-	-	-	-	-
Sulawesi Barat	-	-	-	-	-
Maluku	-	-	-	-	-
Maluku Utara	10,000	10,000	10,000	10,000	10,000
Papua Barat	16,134	16,247	16,179	15,749	15,723
Papua	-	-	-	-	-
Nasional/National	13,307	13,440	13,451	13,344	13,012

Tabel/Table 2.1.19 Harga Produsen Ikan Pari (Rp/Kg) Menurut Provinsi, 2013
Producer Price of Devilrays (Rp/Kg) by Province, 2013

Provinsi <i>Province</i> (1)	Januari <i>January</i> (2)	Februari <i>February</i> (3)	Maret <i>March</i> (4)	April <i>April</i> (5)
Aceh	15,091	15,091	15,091	14,879
Sumatera Utara	15,082	15,690	15,547	15,503
Sumatera Barat	10,427	11,199	11,199	11,199
Riau	14,037	14,037	14,037	13,311
Jambi	12,534	12,978	13,282	13,087
Sumatera Selatan	-	-	-	-
Bengkulu	12,045	12,045	11,904	12,091
Lampung	-	-	-	-
Kep. Bangka Belitung	12,223	12,008	11,993	12,195
Kepulauan Riau	12,789	12,698	12,915	12,816
Jawa Barat	10,313	10,707	10,627	10,331
Jawa Tengah	11,417	11,333	11,399	11,320
D.I. Yogyakarta	9,331	9,113	9,113	9,272
Jawa Timur	8,802	8,881	8,992	8,970
Banten	9,777	9,504	9,291	9,710
Bali	-	-	-	-
Nusa Tenggara Barat	11,672	11,672	11,672	11,672
Nusa Tenggara Timur	9,513	9,513	9,513	9,322
Kalimantan Barat	13,167	13,167	13,357	13,584
Kalimantan Tengah	13,000	13,000	13,000	13,000
Kalimantan Selatan	8,687	8,687	8,292	8,213
Kalimantan Timur	8,854	8,854	7,969	7,969
Sulawesi Utara	-	-	-	-
Sulawesi Tengah	16,366	15,403	15,527	16,415
Sulawesi Selatan	11,000	11,000	11,000	11,000
Sulawesi Tenggara	11,500	11,500	11,500	11,500
Gorontalo	9,000	9,118	9,338	9,338
Sulawesi Barat	-	-	-	-
Maluku	7,529	7,077	7,785	7,395
Maluku Utara	15,000	15,000	14,460	14,460
Papua Barat	15,806	15,724	15,724	15,724
Papua	-	-	-	-
Nasional/National	11,729	11,731	11,713	11,703

Subsektor Perikanan, Kelompok Penangkapan Ikan

Lanjutan Tabel/Continued Table 2.1.19

Provinsi <i>Province</i> (1)	Mei <i>May</i> (6)	Juni <i>June</i> (7)	Juli <i>July</i> (8)	Agustus <i>August</i> (9)
Aceh	15,080	15,080	15,482	15,482
Sumatera Utara	15,384	15,071	14,999	14,867
Sumatera Barat	11,199	11,199	11,199	10,168
Riau	14,109	12,839	12,839	13,282
Jambi	13,087	13,336	13,864	14,367
Sumatera Selatan	-	-	-	-
Bengkulu	12,675	12,557	12,557	12,675
Lampung	-	-	-	-
Kep. Bangka Belitung	12,228	12,417	13,282	13,384
Kepulauan Riau	12,816	12,816	13,312	12,836
Jawa Barat	10,707	10,753	11,533	12,023
Jawa Tengah	11,126	11,475	11,870	11,743
D.I. Yogyakarta	9,279	9,350	9,418	10,000
Jawa Timur	8,929	8,801	9,087	8,765
Banten	9,792	10,032	10,251	11,047
Bali	-	-	-	-
Nusa Tenggara Barat	11,672	11,672	11,672	11,672
Nusa Tenggara Timur	9,322	9,322	9,898	10,679
Kalimantan Barat	13,584	13,584	14,087	14,590
Kalimantan Tengah	13,500	13,500	13,500	13,500
Kalimantan Selatan	8,213	8,213	8,213	8,213
Kalimantan Timur	7,969	7,969	7,969	8,412
Sulawesi Utara	-	-	-	-
Sulawesi Tengah	15,307	15,307	15,307	15,307
Sulawesi Selatan	11,000	11,066	11,623	11,623
Sulawesi Tenggara	11,500	11,500	11,500	11,500
Gorontalo	9,953	10,206	10,719	10,719
Sulawesi Barat	-	-	-	-
Maluku	7,395	7,395	6,831	7,537
Maluku Utara	14,460	14,460	14,460	14,460
Papua Barat	15,724	15,724	15,724	15,724
Papua	-	-	-	-
Nasional/National	11,770	11,756	11,969	12,099

Lanjutan Tabel/Continued Table 2.1.19

Provinsi <i>Province</i> (1)	September <i>September</i> (10)	Oktober <i>October</i> (11)	November <i>November</i> (12)	Desember <i>December</i> (13)	Rata-rata <i>Average</i> (14)
Aceh	15,482	15,482	15,482	15,837	15,297
Sumatera Utara	14,670	14,670	14,604	14,279	15,031
Sumatera Barat	10,168	10,559	10,559	10,668	10,812
Riau	12,397	12,397	12,397	12,397	13,173
Jambi	14,242	14,553	14,636	15,180	13,762
Sumatera Selatan	-	-	-	-	-
Bengkulu	13,785	13,785	13,457	14,030	12,800
Lampung	-	-	-	-	-
Kep. Bangka Belitung	14,083	13,732	13,819	13,799	12,930
Kepulauan Riau	13,407	13,847	13,847	13,847	13,162
Jawa Barat	12,159	12,294	12,092	12,216	11,313
Jawa Tengah	11,680	11,680	11,936	12,172	11,596
D.I. Yogyakarta	9,696	10,069	10,306	10,345	9,608
Jawa Timur	8,765	9,060	9,094	9,464	8,968
Banten	11,017	11,017	11,196	11,720	10,363
Bali	-	-	-	-	-
Nusa Tenggara Barat	11,672	11,672	11,672	11,541	11,661
Nusa Tenggara Timur	10,679	10,679	10,194	10,194	9,902
Kalimantan Barat	14,590	13,584	13,835	13,660	13,732
Kalimantan Tengah	13,500	13,500	13,500	14,067	13,381
Kalimantan Selatan	8,213	9,034	9,445	9,445	8,572
Kalimantan Timur	8,412	9,076	9,076	9,413	8,495
Sulawesi Utara	-	-	-	-	-
Sulawesi Tengah	15,418	16,238	16,238	16,238	15,756
Sulawesi Selatan	11,876	12,507	12,507	12,507	11,559
Sulawesi Tenggara	11,500	11,500	11,500	11,500	11,500
Gorontalo	10,719	11,152	11,152	11,152	10,214
Sulawesi Barat	-	-	-	-	-
Maluku	6,850	6,850	6,850	6,953	7,204
Maluku Utara	14,460	14,460	14,460	14,460	14,550
Papua Barat	15,724	15,724	15,724	16,309	15,779
Papua	-	-	-	-	-
Nasional/National	12,122	12,274	12,291	12,438	11,966

Subsektor Perikanan, Kelompok Penangkapan Ikan

Tabel/Table 2.1.20 Harga Produsen Ikan Peperek (Rp/Kg) Menurut Provinsi, 2013
Producer Price of Slipmouths / Pony fishes (Rp/Kg) by Province, 2013

Provinsi <i>Province</i> (1)	Januari <i>January</i> (2)	Februari <i>February</i> (3)	Maret <i>March</i> (4)	April <i>April</i> (5)
Aceh	8,000	8,000	7,995	7,995
Sumatera Utara	-	-	-	-
Sumatera Barat	8,968	8,968	9,258	9,258
Riau	-	-	-	-
Jambi	-	-	-	-
Sumatera Selatan	-	-	-	-
Bengkulu	-	-	-	-
Lampung	6,500	6,500	6,180	6,180
Kep. Bangka Belitung	5,000	5,000	5,000	5,000
Kepulauan Riau	-	-	-	-
Jawa Barat	5,460	5,100	5,173	5,399
Jawa Tengah	5,387	5,387	5,415	5,582
D.I. Yogyakarta	-	-	-	-
Jawa Timur	4,571	4,499	4,678	4,532
Banten	5,778	5,653	5,653	5,610
Bali	-	-	-	-
Nusa Tenggara Barat	-	-	-	-
Nusa Tenggara Timur	8,504	8,504	8,504	8,504
Kalimantan Barat	-	-	-	-
Kalimantan Tengah	11,000	11,000	11,000	11,000
Kalimantan Selatan	-	-	-	-
Kalimantan Timur	-	-	-	-
Sulawesi Utara	-	-	-	-
Sulawesi Tengah	-	-	-	-
Sulawesi Selatan	14,000	13,300	13,300	12,768
Sulawesi Tenggara	11,000	11,000	11,000	11,000
Gorontalo	8,980	8,862	8,970	8,970
Sulawesi Barat	-	-	-	-
Maluku	-	-	-	-
Maluku Utara	6,750	6,750	6,750	6,750
Papua Barat	-	-	-	-
Papua	-	-	-	-
Nasional/National	7,850	7,752	7,777	7,753

Lanjutan Tabel/Continued Table 2.1.20

Provinsi <i>Province</i> (1)	Mei <i>May</i> (6)	Juni <i>June</i> (7)	Juli <i>July</i> (8)	Agustus <i>August</i> (9)
Aceh	8,714	8,714	8,714	8,714
Sumatera Utara	-	-	-	-
Sumatera Barat	9,258	9,258	9,844	9,844
Riau	-	-	-	-
Jambi	-	-	-	-
Sumatera Selatan	-	-	-	-
Bengkulu	-	-	-	-
Lampung	6,180	6,180	6,180	6,180
Kep. Bangka Belitung	5,317	5,317	5,317	5,317
Kepulauan Riau	-	-	-	-
Jawa Barat	5,255	5,450	5,640	5,828
Jawa Tengah	5,509	5,509	5,533	5,717
D.I. Yogyakarta	-	-	-	-
Jawa Timur	4,458	4,489	4,598	4,513
Banten	5,790	5,741	5,980	5,980
Bali	-	-	-	-
Nusa Tenggara Barat	-	-	-	-
Nusa Tenggara Timur	8,504	8,322	8,804	8,804
Kalimantan Barat	-	-	-	-
Kalimantan Tengah	11,000	11,500	11,500	11,500
Kalimantan Selatan	-	-	-	-
Kalimantan Timur	-	-	-	-
Sulawesi Utara	-	-	-	-
Sulawesi Tengah	-	-	-	-
Sulawesi Selatan	12,768	12,257	12,257	12,257
Sulawesi Tenggara	11,060	11,060	11,060	11,060
Gorontalo	9,267	9,391	10,102	10,708
Sulawesi Barat	-	-	-	-
Maluku	-	-	-	-
Maluku Utara	6,750	6,750	7,393	7,393
Papua Barat	-	-	-	-
Papua	-	-	-	-
Nasional/National	7,845	7,853	8,066	8,130

Subsektor Perikanan, Kelompok Penangkapan Ikan

Lanjutan Tabel/Continued Table 2.1.20

Provinsi <i>Province</i> (1)	September <i>September</i> (10)	Oktober <i>October</i> (11)	November <i>November</i> (12)	Desember <i>December</i> (13)	Rata-rata <i>Average</i> (14)
Aceh	8,799	8,814	8,814	8,809	8,507
Sumatera Utara	-	-	-	-	-
Sumatera Barat	10,223	10,223	10,882	11,151	9,761
Riau	-	-	-	-	-
Jambi	-	-	-	-	-
Sumatera Selatan	-	-	-	-	-
Bengkulu	-	-	-	-	-
Lampung	6,417	6,417	6,417	6,417	6,312
Kep. Bangka Belitung	5,317	5,317	5,317	5,317	5,211
Kepulauan Riau	-	-	-	-	-
Jawa Barat	5,322	5,358	5,358	5,215	5,380
Jawa Tengah	5,432	5,328	5,173	5,511	5,457
D.I. Yogyakarta	-	-	-	-	-
Jawa Timur	4,683	4,342	4,342	4,625	4,528
Banten	6,083	6,443	6,206	6,479	5,950
Bali	-	-	-	-	-
Nusa Tenggara Barat	-	-	-	-	-
Nusa Tenggara Timur	8,804	8,804	9,098	9,098	8,688
Kalimantan Barat	-	-	-	-	-
Kalimantan Tengah	11,500	11,500	11,500	10,460	11,205
Kalimantan Selatan	-	-	-	-	-
Kalimantan Timur	-	-	-	-	-
Sulawesi Utara	-	-	-	-	-
Sulawesi Tengah	-	-	-	-	-
Sulawesi Selatan	12,257	12,257	13,483	12,921	12,819
Sulawesi Tenggara	11,060	11,035	11,035	11,035	11,034
Gorontalo	10,708	10,911	10,708	11,059	9,886
Sulawesi Barat	-	-	-	-	-
Maluku	-	-	-	-	-
Maluku Utara	7,928	7,928	7,928	7,928	7,250
Papua Barat	-	-	-	-	-
Papua	-	-	-	-	-
Nasional/National	8,181	8,191	8,304	8,288	7,999

Tabel/Table 2.1.21 Harga Produsen Ikan Sebelah (Rp/Kg) Menurut Provinsi, 2013
Producer Price of Indian Halibut (Rp/Kg) by Province, 2013

Provinsi <i>Province</i> (1)	Januari <i>January</i> (2)	Februari <i>February</i> (3)	Maret <i>March</i> (4)	April <i>April</i> (5)
Aceh	20,855	21,718	20,856	20,022
Sumatera Utara	24,178	25,436	26,889	25,668
Sumatera Barat	13,750	14,465	14,465	14,671
Riau	12,490	12,490	12,490	13,382
Jambi	15,303	15,303	15,686	16,806
Sumatera Selatan	-	-	-	-
Bengkulu	10,056	10,056	10,357	10,602
Lampung	6,171	6,171	6,171	6,171
Kep. Bangka Belitung	14,500	14,105	14,230	14,511
Kepulauan Riau	10,000	10,000	10,000	10,000
Jawa Barat	14,367	15,060	15,060	15,417
Jawa Tengah	10,507	10,086	10,086	10,507
D.I. Yogyakarta	7,167	7,167	7,425	6,930
Jawa Timur	13,237	12,355	12,796	13,237
Banten	9,782	9,782	9,569	9,569
Bali	-	-	-	-
Nusa Tenggara Barat	15,000	15,000	15,000	15,000
Nusa Tenggara Timur	8,640	8,640	8,640	8,640
Kalimantan Barat	9,000	8,767	8,767	9,254
Kalimantan Tengah	13,000	13,000	13,000	13,000
Kalimantan Selatan	7,000	7,000	7,000	7,000
Kalimantan Timur	6,483	6,483	6,483	6,483
Sulawesi Utara	-	-	-	-
Sulawesi Tengah	-	-	-	-
Sulawesi Selatan	-	-	-	-
Sulawesi Tenggara	-	-	-	-
Gorontalo	8,257	8,257	8,421	8,421
Sulawesi Barat	-	-	-	-
Maluku	-	-	-	-
Maluku Utara	11,667	11,667	11,667	11,667
Papua Barat	-	-	-	-
Papua	-	-	-	-
Nasional/National	11,882	11,955	12,048	12,134

Subsektor Perikanan, Kelompok Penangkapan Ikan

Lanjutan Tabel/Continued Table 2.1.21

Provinsi <i>Province</i> (1)	Mei <i>May</i> (6)	Juni <i>June</i> (7)	Juli <i>July</i> (8)	Agustus <i>August</i> (9)
Aceh	20,022	19,294	19,294	20,022
Sumatera Utara	25,023	24,113	24,113	24,113
Sumatera Barat	14,671	14,386	14,386	13,715
Riau	13,382	13,122	13,122	13,122
Jambi	17,045	17,045	18,110	18,110
Sumatera Selatan	-	-	-	-
Bengkulu	11,467	11,467	11,467	11,717
Lampung	6,171	6,171	6,788	6,788
Kep. Bangka Belitung	14,327	14,327	14,327	14,511
Kepulauan Riau	10,000	10,000	10,000	10,000
Jawa Barat	15,099	14,781	15,342	15,981
Jawa Tengah	10,507	10,507	10,507	10,507
D.I. Yogyakarta	6,930	6,324	6,563	6,563
Jawa Timur	14,120	13,414	13,414	13,733
Banten	9,195	9,195	9,195	9,414
Bali	-	-	-	-
Nusa Tenggara Barat	15,000	15,000	15,600	15,600
Nusa Tenggara Timur	8,640	8,640	9,504	9,504
Kalimantan Barat	9,254	9,254	9,596	9,939
Kalimantan Tengah	13,000	13,000	13,000	13,000
Kalimantan Selatan	7,000	7,000	7,000	7,000
Kalimantan Timur	6,483	6,483	6,723	7,171
Sulawesi Utara	-	-	-	-
Sulawesi Tengah	-	-	-	-
Sulawesi Selatan	-	-	-	-
Sulawesi Tenggara	-	-	-	-
Gorontalo	8,888	9,083	9,979	9,979
Sulawesi Barat	-	-	-	-
Maluku	-	-	-	-
Maluku Utara	11,667	11,667	11,667	11,667
Papua Barat	-	-	-	-
Papua	-	-	-	-
Nasional/National	12,177	12,012	12,259	12,371

Lanjutan Tabel/Continued Table 2.1.21

Provinsi <i>Province</i> (1)	September <i>September</i> (10)	Oktober <i>October</i> (11)	November <i>November</i> (12)	Desember <i>December</i> (13)	Rata-rata <i>Average</i> (14)
Aceh	20,022	21,478	21,842	21,842	20,606
Sumatera Utara	23,040	23,040	23,040	23,040	24,308
Sumatera Barat	13,715	15,087	15,087	16,398	14,566
Riau	13,122	14,435	13,560	14,382	13,258
Jambi	18,110	18,110	18,110	18,110	17,154
Sumatera Selatan	-	-	-	-	-
Bengkulu	11,717	11,717	11,717	11,717	11,171
Lampung	6,294	6,916	6,916	6,916	6,471
Kep. Bangka Belitung	14,888	14,888	14,888	14,728	14,519
Kepulauan Riau	10,000	10,769	10,769	10,953	10,208
Jawa Barat	15,981	15,981	15,981	15,981	15,419
Jawa Tengah	10,507	10,507	10,507	10,507	10,437
D.I. Yogyakarta	6,251	6,251	6,349	6,349	6,689
Jawa Timur	13,079	13,878	12,490	11,710	13,122
Banten	9,195	10,027	10,228	10,435	9,632
Bali	-	-	-	-	-
Nusa Tenggara Barat	15,600	15,600	15,600	15,600	15,300
Nusa Tenggara Timur	9,504	9,504	8,554	8,554	8,914
Kalimantan Barat	9,939	9,939	9,939	9,628	9,440
Kalimantan Tengah	13,000	13,000	13,000	13,000	13,000
Kalimantan Selatan	7,000	7,000	7,000	7,000	7,000
Kalimantan Timur	7,171	7,171	7,171	7,171	6,790
Sulawesi Utara	-	-	-	-	-
Sulawesi Tengah	-	-	-	-	-
Sulawesi Selatan	-	-	-	-	-
Sulawesi Tenggara	-	-	-	-	-
Gorontalo	9,979	9,979	9,979	9,979	9,267
Sulawesi Barat	-	-	-	-	-
Maluku	-	-	-	-	-
Maluku Utara	11,667	11,667	11,667	11,667	11,667
Papua Barat	-	-	-	-	-
Papua	-	-	-	-	-
Nasional/National	12,263	12,588	12,472	12,530	12,224

Subsektor Perikanan, Kelompok Penangkapan Ikan

Tabel/Table 2.1.22 Harga Produsen Ikan Selar (Rp/Kg) Menurut Provinsi, 2013
Producer Price of Yellowstripe Scad (Rp/Kg) by Province, 2013

Provinsi <i>Province</i> (1)	Januari <i>January</i> (2)	Februari <i>February</i> (3)	Maret <i>March</i> (4)	April <i>April</i> (5)
Aceh	14,443	14,443	13,987	13,987
Sumatera Utara	17,429	17,765	17,640	17,726
Sumatera Barat	21,551	21,551	21,577	21,969
Riau	19,432	20,619	19,706	19,706
Jambi	16,508	16,576	16,453	16,447
Sumatera Selatan	-	-	-	-
Bengkulu	17,820	17,820	18,355	17,805
Lampung	18,098	18,525	18,267	17,721
Kep. Bangka Belitung	14,628	14,842	15,010	14,909
Kepulauan Riau	16,251	16,602	15,866	15,650
Jawa Barat	10,812	11,398	11,839	11,264
Jawa Tengah	14,807	14,345	14,238	14,965
D.I. Yogyakarta	-	-	-	-
Jawa Timur	10,935	10,891	10,823	10,853
Banten	11,514	11,556	11,556	12,018
Bali	15,000	15,000	15,000	15,000
Nusa Tenggara Barat	21,517	21,517	21,517	21,517
Nusa Tenggara Timur	18,500	18,238	18,238	17,690
Kalimantan Barat	11,495	11,495	11,495	11,955
Kalimantan Tengah	15,312	15,497	15,497	15,681
Kalimantan Selatan	10,000	10,000	10,195	10,629
Kalimantan Timur	11,000	11,000	11,000	10,707
Sulawesi Utara	14,689	14,607	14,607	14,972
Sulawesi Tengah	12,710	12,770	13,195	13,254
Sulawesi Selatan	17,500	16,725	16,566	16,634
Sulawesi Tenggara	17,719	18,427	18,187	18,187
Gorontalo	12,800	12,517	12,340	12,271
Sulawesi Barat	13,752	13,670	13,614	13,907
Maluku	11,197	10,930	10,895	10,530
Maluku Utara	16,210	16,167	16,018	16,091
Papua Barat	24,070	24,070	23,628	24,374
Papua	20,000	20,000	20,000	20,000
Nasional/National	15,590	15,652	15,577	15,614

Lanjutan Tabel/Continued Table 2.1.22

Provinsi <i>Province</i> (1)	Mei <i>May</i> (6)	Juni <i>June</i> (7)	Juli <i>July</i> (8)	Agustus <i>August</i> (9)
Aceh	14,330	14,527	14,068	14,361
Sumatera Utara	17,609	17,207	16,870	16,701
Sumatera Barat	21,969	21,577	22,113	22,811
Riau	19,312	20,448	20,956	20,956
Jambi	16,444	16,515	16,925	17,140
Sumatera Selatan	-	-	-	-
Bengkulu	17,272	17,272	18,232	19,192
Lampung	18,043	18,269	19,824	20,393
Kep. Bangka Belitung	14,879	14,625	15,679	15,857
Kepulauan Riau	15,809	15,809	15,875	15,781
Jawa Barat	11,226	10,938	11,472	11,629
Jawa Tengah	14,689	14,895	15,030	15,470
D.I. Yogyakarta	-	-	-	-
Jawa Timur	10,712	11,032	11,298	11,608
Banten	12,279	12,442	12,920	12,844
Bali	15,000	15,000	15,000	15,000
Nusa Tenggara Barat	21,517	21,517	21,517	21,517
Nusa Tenggara Timur	17,690	17,905	18,157	18,829
Kalimantan Barat	11,955	12,115	11,747	12,115
Kalimantan Tengah	15,958	16,327	15,832	16,220
Kalimantan Selatan	10,629	10,629	11,315	11,315
Kalimantan Timur	11,426	11,426	12,153	12,494
Sulawesi Utara	14,972	15,412	15,412	15,104
Sulawesi Tengah	12,804	12,732	13,345	13,869
Sulawesi Selatan	16,290	16,246	17,350	18,139
Sulawesi Tenggara	18,187	18,187	18,187	18,389
Gorontalo	12,384	12,655	13,363	13,786
Sulawesi Barat	14,264	13,813	14,327	14,964
Maluku	10,530	10,530	10,530	10,655
Maluku Utara	16,265	16,388	16,796	16,551
Papua Barat	25,001	25,001	25,001	24,560
Papua	20,000	20,051	20,051	20,051
Nasional/National	15,648	15,716	16,045	16,277

Subsektor Perikanan, Kelompok Penangkapan Ikan

Lanjutan Tabel/Continued Table 2.1.22

Provinsi <i>Province</i> (1)	September <i>September</i> (10)	Oktober <i>October</i> (11)	November <i>November</i> (12)	Desember <i>December</i> (13)	Rata-rata <i>Average</i> (14)
Aceh	13,973	14,123	13,389	13,389	14,085
Sumatera Utara	16,785	16,448	15,942	15,942	17,005
Sumatera Barat	21,648	22,471	21,758	22,242	21,936
Riau	20,956	20,956	20,956	20,956	20,413
Jambi	17,029	17,284	17,101	17,140	16,797
Sumatera Selatan	-	-	-	-	-
Bengkulu	19,192	19,192	19,192	19,192	18,378
Lampung	19,899	20,192	19,753	19,293	19,023
Kep. Bangka Belitung	16,273	16,586	16,500	16,116	15,492
Kepulauan Riau	15,781	15,999	16,176	16,176	15,981
Jawa Barat	11,476	11,830	11,391	11,498	11,398
Jawa Tengah	16,143	16,630	16,913	17,914	15,503
D.I. Yogyakarta	-	-	-	-	-
Jawa Timur	11,578	11,336	10,778	11,416	11,105
Banten	12,796	12,837	12,562	13,065	12,366
Bali	15,000	15,000	15,000	15,000	15,000
Nusa Tenggara Barat	21,517	21,517	21,517	21,517	21,517
Nusa Tenggara Timur	18,829	18,829	18,829	18,829	18,380
Kalimantan Barat	12,115	11,747	12,115	12,115	11,872
Kalimantan Tengah	15,832	15,735	14,958	14,958	15,650
Kalimantan Selatan	11,315	11,315	11,315	11,315	10,831
Kalimantan Timur	12,743	12,304	11,996	11,289	11,628
Sulawesi Utara	14,915	14,915	15,052	15,613	15,023
Sulawesi Tengah	13,869	13,869	14,002	13,466	13,324
Sulawesi Selatan	17,724	17,585	17,917	17,231	17,159
Sulawesi Tenggara	19,207	20,024	20,432	20,432	18,797
Gorontalo	14,130	14,061	14,239	14,846	13,283
Sulawesi Barat	14,158	14,395	14,310	14,676	14,154
Maluku	9,619	9,486	9,486	9,549	10,328
Maluku Utara	16,734	17,153	16,706	16,797	16,490
Papua Barat	24,560	25,880	24,755	24,755	24,638
Papua	19,441	20,486	20,011	20,011	20,008
Nasional/National	16,175	16,339	16,168	16,224	15,919

Tabel/Table 2.1.23 Harga Produsen Ikan Tembang (Rp/Kg) Menurut Provinsi, 2013
Producer Price of Goldstripe Sardinella (Rp/Kg) by Province, 2013

Provinsi <i>Province</i> (1)	Januari <i>January</i> (2)	Februari <i>February</i> (3)	Maret <i>March</i> (4)	April <i>April</i> (5)
Aceh	10,326	10,326	10,326	10,326
Sumatera Utara	12,000	12,000	12,000	12,000
Sumatera Barat	18,000	19,000	19,000	19,000
Riau	-	-	-	-
Jambi	-	-	-	-
Sumatera Selatan	-	-	-	-
Bengkulu	-	-	-	-
Lampung	-	-	-	-
Kep. Bangka Belitung	10,000	10,000	10,000	10,000
Kepulauan Riau	-	-	-	-
Jawa Barat	6,000	5,910	6,291	6,520
Jawa Tengah	7,500	7,750	7,600	7,862
D.I. Yogyakarta	-	-	-	-
Jawa Timur	7,132	7,108	7,346	7,258
Banten	6,188	6,367	6,326	6,346
Bali	-	-	-	-
Nusa Tenggara Barat	10,474	10,543	10,556	10,016
Nusa Tenggara Timur	11,395	11,395	11,395	11,395
Kalimantan Barat	-	-	-	-
Kalimantan Tengah	-	-	-	-
Kalimantan Selatan	15,333	15,333	15,333	15,333
Kalimantan Timur	9,359	9,879	9,879	9,879
Sulawesi Utara	-	-	-	-
Sulawesi Tengah	19,107	19,107	19,107	19,107
Sulawesi Selatan	12,372	12,068	11,890	12,245
Sulawesi Tenggara	9,450	9,523	9,523	9,338
Gorontalo	8,144	8,050	8,050	8,111
Sulawesi Barat	8,810	8,633	8,523	8,523
Maluku	11,547	11,547	11,547	11,361
Maluku Utara	11,500	11,500	11,500	11,500
Papua Barat	11,875	11,875	11,986	11,894
Papua	14,745	14,842	14,860	13,506
Nasional/National	11,012	11,084	11,097	11,025

Subsektor Perikanan, Kelompok Penangkapan Ikan

Lanjutan Tabel/Continued Table 2.1.23

Provinsi <i>Province</i> (1)	Mei <i>May</i> (6)	Juni <i>June</i> (7)	Juli <i>July</i> (8)	Agustus <i>August</i> (9)
Aceh	9,913	10,280	10,280	10,280
Sumatera Utara	12,000	12,000	12,000	12,000
Sumatera Barat	19,000	19,704	20,540	20,540
Riau	-	-	-	-
Jambi	-	-	-	-
Sumatera Selatan	-	-	-	-
Bengkulu	-	-	-	-
Lampung	-	-	-	-
Kep. Bangka Belitung	10,000	10,000	10,000	10,000
Kepulauan Riau	-	-	-	-
Jawa Barat	6,520	6,445	6,631	6,816
Jawa Tengah	8,386	8,910	9,434	9,015
D.I. Yogyakarta	-	-	-	-
Jawa Timur	7,231	7,200	7,328	7,437
Banten	6,355	6,708	7,306	6,961
Bali	-	-	-	-
Nusa Tenggara Barat	10,024	10,164	10,192	10,217
Nusa Tenggara Timur	11,688	11,688	11,843	11,910
Kalimantan Barat	-	-	-	-
Kalimantan Tengah	-	-	-	-
Kalimantan Selatan	15,333	15,333	15,333	15,333
Kalimantan Timur	9,879	9,879	10,295	10,295
Sulawesi Utara	-	-	-	-
Sulawesi Tengah	19,107	19,107	17,427	17,427
Sulawesi Selatan	12,523	12,563	13,254	13,681
Sulawesi Tenggara	9,374	9,616	9,753	9,500
Gorontalo	7,868	7,940	7,940	8,420
Sulawesi Barat	8,304	8,646	8,828	9,362
Maluku	10,753	10,753	10,753	10,753
Maluku Utara	11,500	11,500	10,875	10,875
Papua Barat	12,411	12,446	12,764	11,481
Papua	13,517	13,706	13,743	13,776
Nasional/National	11,033	11,171	11,263	11,242

Lanjutan Tabel/Continued Table 2.1.23

Provinsi <i>Province</i> (1)	September <i>September</i> (10)	Oktober <i>October</i> (11)	November <i>November</i> (12)	Desember <i>December</i> (13)	Rata-rata <i>Average</i> (14)
Aceh	10,280	10,280	10,280	10,280	10,265
Sumatera Utara	12,000	12,000	12,000	12,000	12,000
Sumatera Barat	21,518	20,533	20,533	21,040	19,867
Riau	-	-	-	-	-
Jambi	-	-	-	-	-
Sumatera Selatan	-	-	-	-	-
Bengkulu	-	-	-	-	-
Lampung	-	-	-	-	-
Kep. Bangka Belitung	10,000	10,000	10,000	10,000	10,000
Kepulauan Riau	-	-	-	-	-
Jawa Barat	6,615	6,794	6,624	6,870	6,503
Jawa Tengah	8,596	8,828	8,628	8,358	8,406
D.I. Yogyakarta	-	-	-	-	-
Jawa Timur	7,437	7,929	8,055	8,680	7,512
Banten	7,018	7,631	7,400	7,251	6,821
Bali	-	-	-	-	-
Nusa Tenggara Barat	10,686	10,668	11,028	10,798	10,447
Nusa Tenggara Timur	12,038	12,242	12,051	12,051	11,758
Kalimantan Barat	-	-	-	-	-
Kalimantan Tengah	-	-	-	-	-
Kalimantan Selatan	15,333	15,333	15,333	15,333	15,333
Kalimantan Timur	10,295	11,276	10,571	9,584	10,089
Sulawesi Utara	-	-	-	-	-
Sulawesi Tengah	17,427	17,427	18,780	18,780	18,493
Sulawesi Selatan	13,296	13,199	13,083	12,623	12,733
Sulawesi Tenggara	9,500	10,270	10,964	10,549	9,780
Gorontalo	8,420	7,806	7,806	7,806	8,030
Sulawesi Barat	10,336	9,845	8,929	8,618	8,946
Maluku	11,922	10,862	11,847	11,847	11,291
Maluku Utara	10,875	10,875	10,875	10,875	11,188
Papua Barat	12,690	12,792	12,519	12,519	12,271
Papua	14,410	14,385	14,871	14,560	14,243
Nasional/National	11,462	11,475	11,532	11,449	11,237

Subsektor Perikanan, Kelompok Penangkapan Ikan

Tabel/Table 2.1.24 Harga Produsen Ikan Tenggiri (Rp/Kg) Menurut Provinsi, 2013
Producer Price of Spanish Mackerel (Rp/Kg) by Province, 2013

Provinsi <i>Province</i> (1)	Januari <i>January</i> (2)	Februari <i>February</i> (3)	Maret <i>March</i> (4)	April <i>April</i> (5)
Aceh	32,524	32,719	32,816	32,841
Sumatera Utara	32,870	33,771	34,353	34,353
Sumatera Barat	34,144	33,823	34,376	34,147
Riau	40,679	40,945	40,126	40,126
Jambi	21,411	21,551	21,551	22,111
Sumatera Selatan	34,271	33,586	33,586	33,586
Bengkulu	25,721	25,935	26,340	25,910
Lampung	28,014	28,014	28,014	28,014
Kep. Bangka Belitung	34,907	35,019	35,361	35,280
Kepulauan Riau	26,980	26,823	26,823	26,605
Jawa Barat	32,883	33,341	33,080	32,975
Jawa Tengah	32,813	31,581	32,342	32,005
D.I. Yogyakarta	26,567	27,275	27,363	27,449
Jawa Timur	32,596	32,500	32,329	31,814
Banten	32,581	32,648	32,648	32,486
Bali	25,249	25,249	26,006	26,006
Nusa Tenggara Barat	25,901	25,901	25,901	25,901
Nusa Tenggara Timur	20,692	20,049	20,049	20,049
Kalimantan Barat	31,844	32,325	31,968	31,968
Kalimantan Tengah	25,839	25,688	26,292	25,914
Kalimantan Selatan	29,451	29,183	29,670	28,584
Kalimantan Timur	23,085	21,642	20,921	20,146
Sulawesi Utara	19,778	19,778	19,778	19,778
Sulawesi Tengah	25,189	25,189	25,189	24,877
Sulawesi Selatan	29,735	29,735	29,735	29,735
Sulawesi Tenggara	29,825	29,167	30,168	29,186
Gorontalo	20,046	19,782	19,995	19,363
Sulawesi Barat	27,185	27,185	26,655	26,636
Maluku	21,765	21,867	22,967	22,582
Maluku Utara	25,786	25,448	25,434	25,434
Papua Barat	37,620	38,524	38,524	38,524
Papua	39,167	39,167	39,167	40,517
Nasional/National	28,972	28,919	29,048	28,903

Lanjutan Tabel/Continued Table 2.1.24

Provinsi <i>Province</i> (1)	Mei <i>May</i> (6)	Juni <i>June</i> (7)	Juli <i>July</i> (8)	Agustus <i>August</i> (9)
Aceh	32,381	32,985	32,985	34,163
Sumatera Utara	33,771	32,606	31,442	30,277
Sumatera Barat	33,072	34,084	34,585	34,961
Riau	39,680	39,680	39,680	40,058
Jambi	22,111	22,181	22,670	21,691
Sumatera Selatan	33,586	33,586	33,586	33,586
Bengkulu	26,026	27,102	27,924	28,400
Lampung	29,081	29,081	29,081	29,577
Kep. Bangka Belitung	35,156	34,848	35,905	36,447
Kepulauan Riau	26,926	27,395	28,226	27,367
Jawa Barat	32,281	32,603	34,314	34,428
Jawa Tengah	32,169	31,949	33,376	32,832
D.I. Yogyakarta	27,043	28,546	28,742	29,407
Jawa Timur	32,245	32,294	33,736	33,882
Banten	32,076	32,234	32,707	33,615
Bali	26,006	26,006	26,722	26,722
Nusa Tenggara Barat	25,901	26,419	27,678	27,678
Nusa Tenggara Timur	19,448	19,718	19,718	20,721
Kalimantan Barat	32,369	32,503	33,171	33,171
Kalimantan Tengah	26,223	26,068	27,920	28,074
Kalimantan Selatan	28,584	28,584	28,946	28,946
Kalimantan Timur	19,831	19,831	20,146	21,405
Sulawesi Utara	19,778	19,778	20,668	20,668
Sulawesi Tengah	24,877	25,631	25,631	26,796
Sulawesi Selatan	29,735	29,735	29,735	29,735
Sulawesi Tenggara	30,209	30,209	31,149	31,018
Gorontalo	19,635	19,243	19,842	21,098
Sulawesi Barat	26,636	27,828	28,064	29,253
Maluku	21,913	22,322	21,824	22,399
Maluku Utara	26,609	26,955	26,623	27,530
Papua Barat	38,524	38,524	38,554	38,554
Papua	40,954	40,954	40,954	40,954
Nasional/National	28,901	29,109	29,572	29,857

Subsektor Perikanan, Kelompok Penangkapan Ikan

Lanjutan Tabel/Continued Table 2.1.24

Provinsi <i>Province</i> (1)	September <i>September</i> (10)	Oktober <i>October</i> (11)	November <i>November</i> (12)	Desember <i>December</i> (13)	Rata-rata <i>Average</i> (14)
Aceh	34,464	34,665	34,278	34,636	33,455
Sumatera Utara	29,186	28,641	27,822	26,207	31,275
Sumatera Barat	34,722	34,722	35,201	35,084	34,410
Riau	39,784	40,579	39,397	39,397	40,011
Jambi	21,691	22,887	22,887	22,497	22,103
Sumatera Selatan	33,586	33,586	32,242	32,242	33,419
Bengkulu	29,144	27,934	27,603	28,540	27,215
Lampung	28,602	28,602	28,602	28,804	28,624
Kep. Bangka Belitung	36,379	37,569	37,509	38,416	36,066
Kepulauan Riau	27,039	27,471	28,264	28,706	27,385
Jawa Barat	34,554	35,132	33,432	33,485	33,542
Jawa Tengah	33,620	33,239	33,936	33,746	32,800
D.I. Yogyakarta	28,144	28,306	29,917	30,925	28,307
Jawa Timur	32,862	32,559	32,133	32,508	32,621
Banten	34,167	34,009	34,096	34,442	33,143
Bali	26,722	26,972	26,972	26,972	26,300
Nusa Tenggara Barat	27,678	27,678	27,678	27,678	26,833
Nusa Tenggara Timur	21,406	21,644	21,644	21,644	20,565
Kalimantan Barat	33,452	33,324	32,680	33,739	32,710
Kalimantan Tengah	28,228	28,382	28,382	28,397	27,117
Kalimantan Selatan	29,670	29,851	30,202	30,202	29,323
Kalimantan Timur	21,405	21,405	20,883	21,425	21,010
Sulawesi Utara	20,668	20,668	21,348	21,348	20,337
Sulawesi Tengah	26,796	26,796	27,678	28,280	26,078
Sulawesi Selatan	29,735	29,735	29,735	29,735	29,735
Sulawesi Tenggara	32,595	33,647	33,384	33,384	31,162
Gorontalo	21,475	22,168	20,057	20,704	20,284
Sulawesi Barat	29,253	29,253	29,732	30,379	28,171
Maluku	22,920	22,706	22,706	22,999	22,414
Maluku Utara	27,293	26,997	26,405	27,080	26,466
Papua Barat	38,918	39,290	39,290	38,971	38,652
Papua	40,954	40,954	40,954	42,505	40,600
Nasional/National	29,910	30,043	29,908	30,159	29,442

Tabel/Table 2.1.25 Harga Produsen Ikan Terbang (Rp/Kg) Menurut Provinsi, 2013
Producer Price of Flying Fish (Rp/Kg) by Province, 2013

Provinsi <i>Province</i> (1)	Januari <i>January</i> (2)	Februari <i>February</i> (3)	Maret <i>March</i> (4)	April <i>April</i> (5)
Aceh	9,615	10,000	9,000	8,460
Sumatera Utara	28,000	29,120	27,373	27,373
Sumatera Barat	-	-	-	-
Riau	-	-	-	-
Jambi	-	-	-	-
Sumatera Selatan	-	-	-	-
Bengkulu	-	-	-	-
Lampung	-	-	-	-
Kep. Bangka Belitung	-	-	-	-
Kepulauan Riau	-	-	-	-
Jawa Barat	-	-	-	-
Jawa Tengah	-	-	-	-
D.I. Yogyakarta	-	-	-	-
Jawa Timur	-	-	-	-
Banten	-	-	-	-
Bali	-	-	-	-
Nusa Tenggara Barat	13,097	13,097	13,097	13,097
Nusa Tenggara Timur	15,083	15,083	15,083	15,083
Kalimantan Barat	-	-	-	-
Kalimantan Tengah	-	-	-	-
Kalimantan Selatan	-	-	-	-
Kalimantan Timur	-	-	-	-
Sulawesi Utara	17,500	17,500	17,500	17,500
Sulawesi Tengah	14,900	14,900	14,900	14,611
Sulawesi Selatan	10,115	10,115	10,115	10,115
Sulawesi Tenggara	10,000	10,000	10,000	10,000
Gorontalo	11,984	11,984	11,984	11,556
Sulawesi Barat	10,025	10,248	10,399	10,203
Maluku	12,250	12,250	13,180	13,180
Maluku Utara	11,141	10,927	10,982	11,209
Papua Barat	20,000	20,000	20,000	20,000
Papua	20,000	20,000	20,000	20,000
Nasional/National	14,551	14,659	14,544	14,456

Subsektor Perikanan, Kelompok Penangkapan Ikan

Lanjutan Tabel/Continued Table 2.1.25

Provinsi <i>Province</i> (1)	Mei <i>May</i> (6)	Juni <i>June</i> (7)	Juli <i>July</i> (8)	Agustus <i>August</i> (9)
Aceh	8,968	8,968	8,968	8,968
Sumatera Utara	26,552	25,452	25,452	25,452
Sumatera Barat	-	-	-	-
Riau	-	-	-	-
Jambi	-	-	-	-
Sumatera Selatan	-	-	-	-
Bengkulu	-	-	-	-
Lampung	-	-	-	-
Kep. Bangka Belitung	-	-	-	-
Kepulauan Riau	-	-	-	-
Jawa Barat	-	-	-	-
Jawa Tengah	-	-	-	-
D.I. Yogyakarta	-	-	-	-
Jawa Timur	-	-	-	-
Banten	-	-	-	-
Bali	-	-	-	-
Nusa Tenggara Barat	13,097	13,097	13,097	13,097
Nusa Tenggara Timur	15,083	15,417	15,812	15,180
Kalimantan Barat	-	-	-	-
Kalimantan Tengah	-	-	-	-
Kalimantan Selatan	-	-	-	-
Kalimantan Timur	-	-	-	-
Sulawesi Utara	17,500	17,500	17,500	17,500
Sulawesi Tengah	14,924	14,924	14,924	14,924
Sulawesi Selatan	10,115	10,115	10,115	10,115
Sulawesi Tenggara	10,000	10,000	10,000	10,000
Gorontalo	11,991	12,172	12,572	12,572
Sulawesi Barat	9,389	9,713	10,134	10,412
Maluku	13,180	13,180	13,180	13,180
Maluku Utara	11,209	11,209	11,209	11,209
Papua Barat	20,000	20,000	20,000	20,738
Papua	20,000	20,000	20,000	20,000
Nasional/National	14,429	14,410	14,497	14,525

Lanjutan Tabel/Continued Table 2.1.25

Provinsi <i>Province</i> (1)	September <i>September</i> (10)	Oktober <i>October</i> (11)	November <i>November</i> (12)	Desember <i>December</i> (13)	Rata-rata <i>Average</i> (14)
Aceh	8,968	8,968	8,968	8,968	9,068
Sumatera Utara	24,512	23,450	23,450	23,450	25,803
Sumatera Barat	-	-	-	-	-
Riau	-	-	-	-	-
Jambi	-	-	-	-	-
Sumatera Selatan	-	-	-	-	-
Bengkulu	-	-	-	-	-
Lampung	-	-	-	-	-
Kep. Bangka Belitung	-	-	-	-	-
Kepulauan Riau	-	-	-	-	-
Jawa Barat	-	-	-	-	-
Jawa Tengah	-	-	-	-	-
D.I. Yogyakarta	-	-	-	-	-
Jawa Timur	-	-	-	-	-
Banten	-	-	-	-	-
Bali	-	-	-	-	-
Nusa Tenggara Barat	14,195	14,195	14,195	14,195	13,463
Nusa Tenggara Timur	15,180	15,180	15,180	15,180	15,212
Kalimantan Barat	-	-	-	-	-
Kalimantan Tengah	-	-	-	-	-
Kalimantan Selatan	-	-	-	-	-
Kalimantan Timur	-	-	-	-	-
Sulawesi Utara	17,500	17,500	17,500	17,500	17,500
Sulawesi Tengah	14,924	14,924	14,924	14,924	14,892
Sulawesi Selatan	10,115	10,115	10,115	10,115	10,115
Sulawesi Tenggara	10,000	10,000	10,000	10,000	10,000
Gorontalo	12,572	12,572	13,829	12,624	12,367
Sulawesi Barat	10,550	10,828	10,550	11,204	10,305
Maluku	13,180	13,180	13,180	13,180	13,025
Maluku Utara	11,209	11,209	11,384	11,384	11,190
Papua Barat	20,738	20,738	20,738	20,738	20,308
Papua	20,000	20,000	20,000	20,000	20,000
Nasional/National	14,546	14,490	14,572	14,533	14,518

Subsektor Perikanan, Kelompok Penangkapan Ikan

Tabel/Table 2.1.26 Harga Produsen Ikan Teri (Rp/Kg) Menurut Provinsi, 2013
Producer Price of Anchovies (Rp/Kg) by Province, 2013

Provinsi <i>Province</i> (1)	Januari <i>January</i> (2)	Februari <i>February</i> (3)	Maret <i>March</i> (4)	April <i>April</i> (5)
Aceh	14,735	15,017	14,673	14,853
Sumatera Utara	14,500	14,983	14,467	14,033
Sumatera Barat	15,000	14,933	14,980	15,172
Riau	-	-	-	-
Jambi	-	-	-	-
Sumatera Selatan	-	-	-	-
Bengkulu	-	-	-	-
Lampung	10,165	10,165	10,165	10,165
Kep. Bangka Belitung	10,539	10,499	10,370	10,694
Kepulauan Riau	8,976	8,976	8,976	8,976
Jawa Barat	11,102	10,983	10,963	10,903
Jawa Tengah	21,318	21,227	21,112	21,352
D.I. Yogyakarta	7,591	7,591	7,591	7,591
Jawa Timur	15,654	15,606	15,929	15,644
Banten	15,125	15,437	15,233	15,163
Bali	15,573	15,573	15,573	15,573
Nusa Tenggara Barat	14,383	14,383	14,383	14,383
Nusa Tenggara Timur	11,778	11,668	11,508	11,508
Kalimantan Barat	12,000	12,000	11,787	11,787
Kalimantan Tengah	9,250	9,250	9,250	9,250
Kalimantan Selatan	-	-	-	-
Kalimantan Timur	8,312	8,312	8,811	9,105
Sulawesi Utara	17,500	17,500	17,500	17,500
Sulawesi Tengah	16,608	16,608	16,608	16,608
Sulawesi Selatan	15,076	15,053	14,852	14,841
Sulawesi Tenggara	10,200	10,200	10,200	10,200
Gorontalo	8,838	8,616	8,655	8,653
Sulawesi Barat	9,250	9,600	9,600	9,600
Maluku	16,000	15,040	14,726	14,726
Maluku Utara	14,106	13,837	13,952	13,807
Papua Barat	23,159	22,857	22,857	22,857
Papua	18,750	18,750	18,750	18,750
Nasional/National	13,537	13,506	13,462	13,470

Lanjutan Tabel/Continued Table 2.1.26

Provinsi <i>Province</i>	Mei <i>May</i>	Juni <i>June</i>	Juli <i>July</i>	Agustus <i>August</i>
(1)	(6)	(7)	(8)	(9)
Aceh	14,800	14,937	15,188	14,183
Sumatera Utara	14,719	13,773	13,832	14,560
Sumatera Barat	15,343	15,153	15,052	15,214
Riau	-	-	-	-
Jambi	-	-	-	-
Sumatera Selatan	-	-	-	-
Bengkulu	-	-	-	-
Lampung	10,165	10,165	10,165	9,318
Kep. Bangka Belitung	10,567	10,567	10,914	11,049
Kepulauan Riau	8,976	8,976	8,976	8,976
Jawa Barat	10,789	10,816	11,560	11,704
Jawa Tengah	20,769	21,223	21,535	21,804
D.I. Yogyakarta	7,591	7,953	7,953	7,953
Jawa Timur	15,755	16,081	16,853	16,542
Banten	15,186	15,362	15,113	15,302
Bali	15,573	15,573	15,573	15,953
Nusa Tenggara Barat	14,383	14,862	15,509	15,509
Nusa Tenggara Timur	11,508	11,508	11,873	11,873
Kalimantan Barat	12,148	11,966	11,966	11,966
Kalimantan Tengah	9,250	9,250	9,250	9,250
Kalimantan Selatan	-	-	-	-
Kalimantan Timur	9,105	9,692	10,163	10,926
Sulawesi Utara	17,500	17,500	17,904	17,904
Sulawesi Tengah	17,438	17,438	17,874	17,874
Sulawesi Selatan	14,587	14,647	15,462	15,620
Sulawesi Tenggara	10,390	10,390	10,390	10,390
Gorontalo	8,814	8,925	9,131	9,304
Sulawesi Barat	9,270	9,270	9,270	8,347
Maluku	13,990	14,969	14,969	14,969
Maluku Utara	13,890	14,033	14,848	14,924
Papua Barat	22,857	22,857	22,857	22,857
Papua	18,750	18,750	18,750	18,750
Nasional/National	13,486	13,579	13,812	13,816

Subsektor Perikanan, Kelompok Penangkapan Ikan

Lanjutan Tabel/Continued Table 2.1.26

Provinsi <i>Province</i> (1)	September <i>September</i> (10)	Oktober <i>October</i> (11)	November <i>November</i> (12)	Desember <i>December</i> (13)	Rata-rata <i>Average</i> (14)
Aceh	14,597	14,803	14,279	14,769	14,736
Sumatera Utara	13,927	14,164	14,164	14,164	14,274
Sumatera Barat	15,214	15,473	15,473	15,473	15,207
Riau	-	-	-	-	-
Jambi	-	-	-	-	-
Sumatera Selatan	-	-	-	-	-
Bengkulu	-	-	-	-	-
Lampung	10,165	9,383	9,383	10,195	9,966
Kep. Bangka Belitung	11,141	11,675	11,588	11,128	10,894
Kepulauan Riau	8,976	9,403	10,258	10,258	9,225
Jawa Barat	12,419	12,758	12,871	12,871	11,645
Jawa Tengah	21,417	20,819	20,948	21,536	21,255
D.I. Yogyakarta	7,953	7,953	8,112	7,758	7,799
Jawa Timur	16,473	16,103	16,339	16,998	16,165
Banten	15,000	15,101	14,933	14,933	15,157
Bali	15,510	15,054	14,082	14,516	15,344
Nusa Tenggara Barat	15,078	15,078	14,635	14,635	14,768
Nusa Tenggara Timur	11,543	11,193	11,193	11,193	11,529
Kalimantan Barat	12,197	12,561	12,925	11,680	12,082
Kalimantan Tengah	9,250	9,250	9,250	9,676	9,285
Kalimantan Selatan	-	-	-	-	-
Kalimantan Timur	10,926	10,672	10,672	10,672	9,780
Sulawesi Utara	17,904	17,904	17,904	17,904	17,702
Sulawesi Tengah	17,874	17,874	17,874	17,874	17,379
Sulawesi Selatan	15,214	15,063	15,536	15,714	15,139
Sulawesi Tenggara	10,390	10,390	9,648	9,648	10,203
Gorontalo	9,404	9,361	9,406	9,562	9,056
Sulawesi Barat	9,142	9,306	9,206	9,611	9,289
Maluku	14,969	16,232	15,613	16,040	15,187
Maluku Utara	14,924	15,879	15,808	15,928	14,661
Papua Barat	22,857	22,984	24,496	24,496	23,166
Papua	18,750	18,750	18,750	18,750	18,750
Nasional/National	13,823	13,896	13,902	13,999	13,691

Tabel/Table 2.1.27 Harga Produsen Ikan Tongkol (Rp/Kg) Menurut Provinsi, 2013
Producer Price of Eastern little tuna (Rp/Kg) by Province, 2013

Provinsi <i>Province</i> (1)	Januari <i>January</i> (2)	Februari <i>February</i> (3)	Maret <i>March</i> (4)	April <i>April</i> (5)
Aceh	17,186	17,574	18,125	17,561
Sumatera Utara	17,210	17,567	17,517	18,018
Sumatera Barat	18,185	18,185	18,677	18,673
Riau	11,014	11,888	11,712	12,297
Jambi	17,000	17,500	17,240	18,093
Sumatera Selatan	22,000	22,000	22,000	22,000
Bengkulu	16,999	16,999	17,127	17,365
Lampung	20,625	20,625	20,432	19,957
Kep. Bangka Belitung	19,032	18,272	18,718	18,679
Kepulauan Riau	18,667	18,433	18,672	18,289
Jawa Barat	16,042	16,392	16,616	16,514
Jawa Tengah	18,161	18,225	18,263	18,240
D.I. Yogyakarta	14,509	14,509	14,713	14,713
Jawa Timur	15,794	15,884	16,011	15,971
Banten	15,591	15,509	15,601	15,399
Bali	14,004	14,416	14,416	14,815
Nusa Tenggara Barat	14,778	14,778	14,778	14,778
Nusa Tenggara Timur	17,280	17,108	17,480	17,480
Kalimantan Barat	21,564	20,394	21,008	22,226
Kalimantan Tengah	14,977	15,245	15,245	15,913
Kalimantan Selatan	15,999	15,847	16,119	15,313
Kalimantan Timur	16,799	16,011	16,926	16,362
Sulawesi Utara	16,150	16,150	16,150	16,150
Sulawesi Tengah	18,479	18,607	18,963	18,794
Sulawesi Selatan	19,803	19,803	19,865	19,380
Sulawesi Tenggara	15,000	15,000	15,000	14,500
Gorontalo	10,525	10,357	10,668	10,811
Sulawesi Barat	12,238	12,147	12,094	12,266
Maluku	20,857	20,074	20,281	20,281
Maluku Utara	18,173	17,754	17,824	17,656
Papua Barat	24,965	24,965	23,547	23,895
Papua	38,750	38,750	38,750	40,240
Nasional/National	17,761	17,718	17,829	17,895

Subsektor Perikanan, Kelompok Penangkapan Ikan

Lanjutan Tabel/Continued Table 2.1.27

Provinsi <i>Province</i> (1)	Mei <i>May</i> (6)	Juni <i>June</i> (7)	Juli <i>July</i> (8)	Agustus <i>August</i> (9)
Aceh	17,192	17,934	18,651	19,289
Sumatera Utara	17,711	18,133	17,547	18,147
Sumatera Barat	18,444	18,976	19,735	20,263
Riau	12,051	12,686	13,193	13,193
Jambi	16,963	16,963	16,559	16,559
Sumatera Selatan	22,000	22,000	22,000	22,000
Bengkulu	17,882	17,882	18,312	18,312
Lampung	19,518	19,244	20,013	20,430
Kep. Bangka Belitung	18,578	18,646	18,833	19,225
Kepulauan Riau	17,786	17,991	18,352	18,734
Jawa Barat	17,008	17,193	18,099	18,221
Jawa Tengah	18,018	17,604	18,219	18,145
D.I. Yogyakarta	14,447	14,536	14,562	15,159
Jawa Timur	16,409	16,477	17,181	17,159
Banten	15,543	15,505	16,200	15,956
Bali	14,815	14,815	15,623	15,995
Nusa Tenggara Barat	15,030	15,030	15,691	15,476
Nusa Tenggara Timur	17,652	17,849	18,632	19,198
Kalimantan Barat	23,064	22,821	24,659	24,426
Kalimantan Tengah	16,178	16,444	17,372	17,107
Kalimantan Selatan	15,748	15,748	15,748	15,748
Kalimantan Timur	16,296	17,091	16,838	17,149
Sulawesi Utara	16,150	16,150	16,150	16,150
Sulawesi Tengah	18,907	19,428	20,307	21,141
Sulawesi Selatan	19,380	18,890	20,258	20,463
Sulawesi Tenggara	14,500	14,500	14,500	15,037
Gorontalo	10,445	10,729	11,291	11,256
Sulawesi Barat	12,045	12,137	12,534	12,750
Maluku	20,674	20,822	19,966	18,753
Maluku Utara	17,700	17,668	18,207	18,163
Papua Barat	23,502	23,502	24,231	22,982
Papua	40,240	40,240	40,240	40,240
Nasional/National	17,871	17,989	18,428	18,526

Lanjutan Tabel/Continued Table 2.1.27

Provinsi <i>Province</i> (1)	September <i>September</i> (10)	Oktober <i>October</i> (11)	November <i>November</i> (12)	Desember <i>December</i> (13)	Rata-rata <i>Average</i> (14)
Aceh	19,141	19,609	20,222	20,571	18,588
Sumatera Utara	17,426	18,197	17,580	18,233	17,774
Sumatera Barat	19,725	18,829	18,351	18,676	18,893
Riau	13,193	13,523	13,853	13,853	12,705
Jambi	17,366	17,770	17,770	18,344	17,344
Sumatera Selatan	22,000	22,000	22,000	22,000	22,000
Bengkulu	17,397	17,801	17,801	18,376	17,688
Lampung	19,408	18,814	18,091	18,649	19,650
Kep. Bangka Belitung	19,225	18,553	18,263	18,062	18,674
Kepulauan Riau	19,077	19,077	17,285	16,666	18,252
Jawa Barat	17,641	17,260	18,027	17,721	17,228
Jawa Tengah	18,383	17,790	17,848	18,199	18,091
D.I. Yogyakarta	14,721	13,768	14,126	14,398	14,513
Jawa Timur	16,482	16,126	15,608	16,102	16,267
Banten	16,363	16,438	16,175	17,037	15,943
Bali	15,995	15,699	16,315	16,661	15,298
Nusa Tenggara Barat	15,476	15,697	15,697	16,493	15,308
Nusa Tenggara Timur	19,518	19,682	19,555	19,862	18,441
Kalimantan Barat	24,194	24,659	23,961	25,266	23,187
Kalimantan Tengah	17,505	16,908	16,908	17,053	16,405
Kalimantan Selatan	16,535	16,535	16,929	16,929	16,100
Kalimantan Timur	17,461	16,866	17,569	18,398	16,981
Sulawesi Utara	16,150	16,150	16,150	16,150	16,150
Sulawesi Tengah	19,732	19,277	19,755	18,713	19,342
Sulawesi Selatan	19,519	19,519	19,316	19,316	19,626
Sulawesi Tenggara	15,279	15,635	16,124	16,124	15,100
Gorontalo	11,309	11,114	11,223	11,050	10,898
Sulawesi Barat	12,616	12,571	12,571	12,662	12,386
Maluku	18,132	17,937	18,680	18,806	19,605
Maluku Utara	18,578	18,795	18,636	18,710	18,155
Papua Barat	22,093	20,746	21,438	21,438	23,109
Papua	40,240	40,240	40,240	40,240	39,868
Nasional/National	18,371	18,237	18,252	18,461	18,111

Subsektor Perikanan, Kelompok Penangkapan Ikan

Tabel/Table 2.1.28 Harga Produsen Ikan Tuna (Rp/Kg) Menurut Provinsi, 2013
Producer Price of Big Eye Tuna (Rp/Kg) by Province, 2013

Provinsi <i>Province</i> (1)	Januari <i>January</i> (2)	Februari <i>February</i> (3)	Maret <i>March</i> (4)	April <i>April</i> (5)
Aceh	17,157	17,157	17,711	17,260
Sumatera Utara	17,405	18,254	17,589	17,796
Sumatera Barat	28,528	28,226	28,610	29,212
Riau	24,486	24,363	24,662	24,693
Jambi	-	-	-	-
Sumatera Selatan	25,000	25,000	25,000	25,000
Bengkulu	18,453	18,453	19,007	19,007
Lampung	-	-	-	-
Kep. Bangka Belitung	12,500	12,500	12,875	13,304
Kepulauan Riau	-	-	-	-
Jawa Barat	18,193	17,909	17,909	17,909
Jawa Tengah	-	-	-	-
D.I. Yogyakarta	8,743	8,419	8,419	9,066
Jawa Timur	17,867	17,867	17,867	17,867
Banten	15,254	15,515	16,192	15,421
Bali	17,000	17,000	17,000	17,000
Nusa Tenggara Barat	-	-	-	-
Nusa Tenggara Timur	21,981	21,657	21,657	21,657
Kalimantan Barat	15,000	15,000	15,000	15,000
Kalimantan Tengah	18,000	18,000	18,000	18,000
Kalimantan Selatan	-	-	-	-
Kalimantan Timur	24,265	24,265	24,265	24,265
Sulawesi Utara	18,693	18,693	18,822	18,991
Sulawesi Tengah	29,774	29,774	29,774	29,774
Sulawesi Selatan	26,149	25,687	25,687	25,687
Sulawesi Tenggara	30,301	29,649	30,676	29,005
Gorontalo	24,320	24,340	24,658	24,988
Sulawesi Barat	25,612	25,531	25,357	25,585
Maluku	31,060	30,342	30,430	30,430
Maluku Utara	22,853	22,938	23,036	22,828
Papua Barat	31,225	30,666	31,781	31,047
Papua	26,250	26,250	26,250	26,250
Nasional/National	21,772	21,671	21,855	21,809

Lanjutan Tabel/Continued Table 2.1.28

Provinsi <i>Province</i> (1)	Mei <i>May</i> (6)	Juni <i>June</i> (7)	Juli <i>July</i> (8)	Agustus <i>August</i> (9)
Aceh	16,976	16,742	16,643	16,743
Sumatera Utara	17,614	17,195	17,195	16,775
Sumatera Barat	29,212	29,212	30,788	31,217
Riau	24,732	24,893	25,212	25,523
Jambi	-	-	-	-
Sumatera Selatan	25,000	25,926	25,926	25,926
Bengkulu	18,627	18,627	19,631	19,631
Lampung	-	-	-	-
Kep. Bangka Belitung	13,038	13,038	11,995	13,075
Kepulauan Riau	-	-	-	-
Jawa Barat	18,469	19,028	19,847	19,847
Jawa Tengah	-	-	-	-
D.I. Yogyakarta	9,390	9,390	9,714	10,232
Jawa Timur	17,477	17,477	17,477	17,672
Banten	15,903	16,085	16,451	16,451
Bali	17,000	17,000	17,000	17,000
Nusa Tenggara Barat	-	-	-	-
Nusa Tenggara Timur	21,224	21,224	22,409	22,409
Kalimantan Barat	14,000	15,000	15,000	16,000
Kalimantan Tengah	18,000	18,000	18,000	18,000
Kalimantan Selatan	-	-	-	-
Kalimantan Timur	24,265	24,265	23,507	23,507
Sulawesi Utara	19,317	19,317	19,317	19,317
Sulawesi Tengah	29,774	29,774	29,680	30,656
Sulawesi Selatan	25,687	26,160	26,999	27,551
Sulawesi Tenggara	29,005	29,567	31,192	30,867
Gorontalo	25,303	25,516	26,481	26,725
Sulawesi Barat	25,868	26,382	26,887	27,098
Maluku	31,605	32,015	32,015	32,015
Maluku Utara	23,965	24,033	23,874	24,309
Papua Barat	31,838	30,989	32,383	30,918
Papua	26,250	26,420	26,420	26,420
Nasional/National	21,905	22,049	22,386	22,534

Subsektor Perikanan, Kelompok Penangkapan Ikan

Lanjutan Tabel/Continued Table 2.1.28

Provinsi <i>Province</i> (1)	September <i>September</i> (10)	Oktober <i>October</i> (11)	November <i>November</i> (12)	Desember <i>December</i> (13)	Rata-rata <i>Average</i> (14)
Aceh	17,039	17,188	16,700	16,861	17,015
Sumatera Utara	16,356	16,356	16,356	16,356	17,104
Sumatera Barat	32,233	32,233	32,233	32,233	30,328
Riau	25,685	25,494	25,500	25,637	25,073
Jambi	-	-	-	-	-
Sumatera Selatan	27,259	27,259	27,259	27,259	25,985
Bengkulu	21,594	21,594	21,594	21,594	19,818
Lampung	-	-	-	-	-
Kep. Bangka Belitung	13,075	13,075	14,426	14,426	13,110
Kepulauan Riau	-	-	-	-	-
Jawa Barat	20,816	20,816	20,816	20,816	19,365
Jawa Tengah	-	-	-	-	-
D.I. Yogyakarta	9,739	9,424	9,110	9,424	9,256
Jawa Timur	18,760	18,760	18,760	19,347	18,100
Banten	16,451	15,981	15,276	15,875	15,905
Bali	17,000	17,000	17,000	17,000	17,000
Nusa Tenggara Barat	-	-	-	-	-
Nusa Tenggara Timur	23,075	23,297	21,810	23,101	22,125
Kalimantan Barat	16,000	16,000	16,000	16,000	15,333
Kalimantan Tengah	18,000	18,000	18,000	18,000	18,000
Kalimantan Selatan	-	-	-	-	-
Kalimantan Timur	23,507	23,507	23,507	23,507	23,886
Sulawesi Utara	19,118	19,858	20,079	20,558	19,340
Sulawesi Tengah	30,656	29,462	30,263	29,332	29,891
Sulawesi Selatan	28,469	27,360	26,900	26,900	26,603
Sulawesi Tenggara	31,031	31,255	31,255	30,751	30,380
Gorontalo	26,294	26,098	26,207	25,803	25,561
Sulawesi Barat	24,961	25,121	25,002	25,571	25,748
Maluku	33,158	32,739	30,470	31,184	31,455
Maluku Utara	23,640	23,669	23,394	23,783	23,527
Papua Barat	29,567	29,903	30,743	30,743	30,984
Papua	26,589	26,391	26,397	26,397	26,357
Nasional/National	22,695	22,609	22,502	22,633	22,202

Tabel/Table 2.1.29 Harga Produsen Lobster (Rp/Kg) Menurut Provinsi, 2013
Producer Price of Lobsters (Rp/Kg) by Province, 2013

Provinsi <i>Province</i> (1)	Januari <i>January</i> (2)	Februari <i>February</i> (3)	Maret <i>March</i> (4)	April <i>April</i> (5)
Aceh	-	-	-	-
Sumatera Utara	130,000	140,000	140,000	140,000
Sumatera Barat	250,000	250,000	250,000	250,000
Riau	-	-	-	-
Jambi	-	-	-	-
Sumatera Selatan	-	-	-	-
Bengkulu	293,552	307,679	309,992	319,421
Lampung	212,651	214,777	212,651	212,651
Kep. Bangka Belitung	-	-	-	-
Kepulauan Riau	210,000	210,000	210,000	210,000
Jawa Barat	254,434	236,421	247,679	257,586
Jawa Tengah	298,000	315,952	342,880	342,880
D.I. Yogyakarta	208,571	215,386	218,078	223,432
Jawa Timur	299,134	308,160	308,160	308,160
Banten	205,948	209,626	213,303	213,303
Bali	237,892	237,892	237,892	237,892
Nusa Tenggara Barat	254,949	264,294	268,192	269,769
Nusa Tenggara Timur	155,230	169,090	171,862	171,862
Kalimantan Barat	120,000	124,399	126,233	126,975
Kalimantan Tengah	-	-	-	-
Kalimantan Selatan	-	-	-	-
Kalimantan Timur	-	-	-	-
Sulawesi Utara	-	-	-	-
Sulawesi Tengah	141,953	143,938	143,938	143,938
Sulawesi Selatan	285,715	285,715	285,715	285,715
Sulawesi Tenggara	286,667	272,000	280,435	280,435
Gorontalo	169,610	171,020	179,068	179,883
Sulawesi Barat	-	-	-	-
Maluku	248,618	266,377	266,377	266,377
Maluku Utara	100,000	98,138	98,138	98,138
Papua Barat	75,000	75,000	74,063	74,063
Papua	138,125	138,125	138,125	138,125
Nasional/National	208,002	211,545	214,672	215,937

Subsektor Perikanan, Kelompok Penangkapan Ikan

Lanjutan Tabel/Continued Table 2.1.29

Provinsi <i>Province</i> (1)	Mei <i>May</i> (6)	Juni <i>June</i> (7)	Juli <i>July</i> (8)	Agustus <i>August</i> (9)
Aceh	-	-	-	-
Sumatera Utara	135,800	135,800	135,800	125,354
Sumatera Barat	250,000	250,000	265,000	265,000
Riau	-	-	-	-
Jambi	-	-	-	-
Sumatera Selatan	-	-	-	-
Bengkulu	350,859	353,381	338,699	341,441
Lampung	208,398	221,724	214,079	209,962
Kep. Bangka Belitung	-	-	-	-
Kepulauan Riau	210,000	210,000	211,654	210,000
Jawa Barat	257,586	257,586	272,095	277,328
Jawa Tengah	342,880	359,635	359,635	359,635
D.I. Yogyakarta	220,824	227,281	229,141	229,786
Jawa Timur	308,160	308,160	308,160	308,160
Banten	213,303	213,303	213,303	213,303
Bali	237,892	237,892	237,892	237,892
Nusa Tenggara Barat	272,038	273,016	272,403	274,622
Nusa Tenggara Timur	171,862	169,990	176,347	173,622
Kalimantan Barat	128,043	128,504	128,215	129,260
Kalimantan Tengah	-	-	-	-
Kalimantan Selatan	-	-	-	-
Kalimantan Timur	-	-	-	-
Sulawesi Utara	-	-	-	-
Sulawesi Tengah	143,938	143,938	143,938	143,938
Sulawesi Selatan	285,715	285,715	285,715	285,715
Sulawesi Tenggara	283,774	283,774	280,435	280,435
Gorontalo	179,883	180,901	184,105	184,105
Sulawesi Barat	-	-	-	-
Maluku	279,695	257,320	257,320	269,288
Maluku Utara	98,138	98,138	98,138	102,702
Papua Barat	74,063	74,063	74,063	74,063
Papua	138,125	138,125	138,125	138,125
Nasional/National	217,772	218,557	219,285	219,715

Lanjutan Tabel/Continued Table 2.1.29

Provinsi <i>Province</i> (1)	September <i>September</i> (10)	Oktober <i>October</i> (11)	November <i>November</i> (12)	Desember <i>December</i> (13)	Rata-rata <i>Average</i> (14)
Aceh	-	-	-	-	-
Sumatera Utara	135,800	135,800	144,575	151,322	137,521
Sumatera Barat	287,083	287,083	287,083	287,083	264,861
Riau	-	-	-	-	-
Jambi	-	-	-	-	-
Sumatera Selatan	-	-	-	-	-
Bengkulu	359,557	353,767	335,089	338,751	333,516
Lampung	209,962	220,254	220,254	220,254	214,801
Kep. Bangka Belitung	-	-	-	-	-
Kepulauan Riau	210,000	210,295	210,295	210,295	210,212
Jawa Barat	277,328	293,079	308,504	320,607	271,686
Jawa Tengah	375,169	397,492	414,020	414,020	360,183
D.I. Yogyakarta	231,077	232,941	254,941	263,943	229,617
Jawa Timur	299,134	299,134	299,134	299,134	304,399
Banten	213,303	213,303	213,303	223,785	213,257
Bali	237,892	237,892	237,892	237,892	237,892
Nusa Tenggara Barat	249,122	265,730	244,648	261,774	264,213
Nusa Tenggara Timur	184,392	184,392	190,885	190,885	175,868
Kalimantan Barat	134,746	143,548	143,898	145,368	131,599
Kalimantan Tengah	-	-	-	-	-
Kalimantan Selatan	-	-	-	-	-
Kalimantan Timur	-	-	-	-	-
Sulawesi Utara	-	-	-	-	-
Sulawesi Tengah	141,391	141,391	140,099	140,099	142,708
Sulawesi Selatan	285,715	285,715	285,715	285,715	285,715
Sulawesi Tenggara	280,435	280,435	283,774	283,774	281,365
Gorontalo	184,105	184,105	184,105	184,105	180,416
Sulawesi Barat	-	-	-	-	-
Maluku	269,288	293,139	277,660	277,660	269,093
Maluku Utara	102,702	102,702	102,702	104,181	100,318
Papua Barat	74,063	74,063	74,063	74,063	74,219
Papua	138,125	138,125	138,125	138,125	138,125
Nasional/National	221,836	226,108	226,853	229,674	219,163

Subsektor Perikanan, Kelompok Penangkapan Ikan

Tabel/Table 2.1.30 Harga Produsen Udang Laut (Rp/Kg) Menurut Provinsi, 2013
Producer Price of Sea Shrimp (Rp/Kg) by Province, 2013

Provinsi <i>Province</i> (1)	Januari <i>January</i> (2)	Februari <i>February</i> (3)	Maret <i>March</i> (4)	April <i>April</i> (5)
Aceh	44,920	45,442	45,733	46,200
Sumatera Utara	34,908	35,247	34,830	35,089
Sumatera Barat	25,083	26,246	25,862	25,504
Riau	35,938	35,938	35,938	35,938
Jambi	34,292	34,776	34,466	34,146
Sumatera Selatan	35,000	35,000	35,000	35,000
Bengkulu	40,495	41,880	42,938	44,411
Lampung	60,243	60,243	60,444	60,444
Kep. Bangka Belitung	47,076	46,891	46,771	48,016
Kepulauan Riau	36,363	36,363	37,700	38,164
Jawa Barat	50,751	50,595	49,808	50,847
Jawa Tengah	50,997	51,533	51,190	50,991
D.I. Yogyakarta	55,804	54,905	55,164	54,860
Jawa Timur	46,790	47,515	47,232	47,196
Banten	51,462	50,947	50,624	51,289
Bali	30,650	30,866	30,914	31,059
Nusa Tenggara Barat	46,750	45,962	45,962	45,962
Nusa Tenggara Timur	38,443	39,244	38,443	38,443
Kalimantan Barat	30,518	30,566	30,592	30,639
Kalimantan Tengah	40,462	40,462	40,462	40,462
Kalimantan Selatan	25,000	24,833	25,117	24,473
Kalimantan Timur	58,244	59,941	59,941	61,710
Sulawesi Utara	-	-	-	-
Sulawesi Tengah	48,886	49,194	50,000	50,000
Sulawesi Selatan	43,400	43,800	43,800	43,577
Sulawesi Tenggara	38,500	38,500	40,391	40,391
Gorontalo	44,443	44,874	44,874	45,207
Sulawesi Barat	-	-	-	-
Maluku	40,000	42,377	41,939	40,931
Maluku Utara	49,643	49,643	49,643	49,643
Papua Barat	37,625	37,625	37,625	37,625
Papua	53,074	53,367	53,367	53,367
Nasional/National	42,525	42,826	42,892	43,053

Lanjutan Tabel/Continued Table 2.1.30

Provinsi <i>Province</i> (1)	Mei <i>May</i> (6)	Juni <i>June</i> (7)	Juli <i>July</i> (8)	Agustus <i>August</i> (9)
Aceh	46,294	46,660	47,543	47,789
Sumatera Utara	34,950	35,326	35,883	35,883
Sumatera Barat	25,541	26,441	27,711	28,938
Riau	35,665	35,599	35,599	36,416
Jambi	34,146	34,229	34,593	35,164
Sumatera Selatan	35,000	35,000	35,000	35,000
Bengkulu	46,136	46,136	43,859	44,778
Lampung	60,444	60,444	60,444	60,444
Kep. Bangka Belitung	47,314	47,543	48,698	49,299
Kepulauan Riau	38,164	36,574	36,836	37,735
Jawa Barat	50,874	51,603	53,374	52,779
Jawa Tengah	50,345	50,483	51,859	51,699
D.I. Yogyakarta	55,164	56,993	58,547	58,547
Jawa Timur	47,270	47,666	48,667	49,334
Banten	51,947	51,947	53,517	53,132
Bali	31,134	31,158	31,158	31,619
Nusa Tenggara Barat	45,962	45,962	45,962	45,962
Nusa Tenggara Timur	38,443	38,770	39,184	39,806
Kalimantan Barat	30,297	30,676	30,466	30,430
Kalimantan Tengah	41,100	41,429	42,218	43,007
Kalimantan Selatan	24,956	25,276	26,556	26,556
Kalimantan Timur	60,944	60,944	61,169	61,009
Sulawesi Utara	-	-	-	-
Sulawesi Tengah	50,000	50,079	50,079	53,585
Sulawesi Selatan	43,577	43,380	44,730	44,826
Sulawesi Tenggara	40,391	40,391	40,391	40,391
Gorontalo	45,207	45,626	46,974	47,951
Sulawesi Barat	-	-	-	-
Maluku	41,576	40,148	42,156	43,360
Maluku Utara	50,016	50,016	50,016	50,780
Papua Barat	37,625	36,789	36,789	36,789
Papua	53,367	52,807	54,919	54,919
Nasional/National	43,128	43,203	43,830	44,264

Subsektor Perikanan, Kelompok Penangkapan Ikan

Lanjutan Tabel/Continued Table 2.1.30

Provinsi <i>Province</i> (1)	September <i>September</i> (10)	Oktober <i>October</i> (11)	November <i>November</i> (12)	Desember <i>December</i> (13)	Rata-rata <i>Average</i> (14)
Aceh	47,200	47,641	46,928	47,489	46,653
Sumatera Utara	35,827	35,940	35,836	36,742	35,539
Sumatera Barat	26,763	26,986	25,537	25,591	26,350
Riau	36,743	37,559	36,416	36,837	36,215
Jambi	35,060	35,182	35,182	35,443	34,723
Sumatera Selatan	35,000	35,000	35,000	35,000	35,000
Bengkulu	46,482	47,255	45,529	45,529	44,619
Lampung	59,941	59,941	59,534	59,534	60,175
Kep. Bangka Belitung	51,079	49,875	49,266	49,394	48,435
Kepulauan Riau	37,154	37,449	38,172	39,115	37,483
Jawa Barat	53,471	53,330	53,452	53,473	52,030
Jawa Tengah	52,125	51,824	52,427	52,238	51,476
D.I. Yogyakarta	57,962	57,084	57,084	57,740	56,655
Jawa Timur	49,114	49,795	49,981	50,625	48,432
Banten	52,939	53,710	53,517	53,240	52,356
Bali	31,518	31,596	31,507	30,696	31,156
Nusa Tenggara Barat	45,962	45,962	45,962	46,920	46,108
Nusa Tenggara Timur	39,806	39,806	40,221	41,280	39,324
Kalimantan Barat	30,681	30,968	30,896	30,480	30,601
Kalimantan Tengah	43,270	43,270	43,402	43,519	41,922
Kalimantan Selatan	26,556	26,556	26,858	26,534	25,773
Kalimantan Timur	60,969	63,293	63,293	63,604	61,255
Sulawesi Utara	-	-	-	-	-
Sulawesi Tengah	53,585	53,401	53,401	53,401	51,301
Sulawesi Selatan	45,770	45,298	44,584	44,785	44,294
Sulawesi Tenggara	40,391	40,391	40,391	40,391	40,076
Gorontalo	47,951	47,951	48,839	48,431	46,527
Sulawesi Barat	-	-	-	-	-
Maluku	41,383	41,383	41,383	41,383	41,502
Maluku Utara	50,780	50,409	48,185	48,253	49,752
Papua Barat	37,123	37,123	38,801	38,801	37,529
Papua	54,919	54,919	54,919	54,919	54,072
Nasional/National	44,251	44,363	44,217	44,380	43,578

Tabel/Table 2.1.31 Harga Produsen Kepiting (Rp/Kg) Menurut Provinsi, 2013
Producer Price of Crab (Rp/Kg) by Province, 2013

Provinsi <i>Province</i>	Januari <i>January</i>	Februari <i>February</i>	Maret <i>March</i>	April <i>April</i>
(1)	(2)	(3)	(4)	(5)
Aceh	28,750	28,750	28,750	28,750
Sumatera Utara	26,711	26,711	26,402	25,203
Sumatera Barat	30,695	30,695	29,138	29,138
Riau	36,282	36,282	36,282	36,282
Jambi	41,153	40,608	40,335	40,335
Sumatera Selatan	31,570	30,939	30,939	30,939
Bengkulu	-	-	-	-
Lampung	25,341	25,341	25,341	25,341
Kep. Bangka Belitung	26,883	26,938	27,014	27,114
Kepulauan Riau	23,409	23,409	23,409	23,409
Jawa Barat	43,598	43,283	45,572	45,617
Jawa Tengah	41,304	41,304	41,304	40,566
D.I. Yogyakarta	24,237	24,268	24,614	24,048
Jawa Timur	43,375	42,516	44,457	44,291
Banten	56,233	58,789	56,816	59,548
Bali	22,018	22,018	22,018	22,018
Nusa Tenggara Barat	34,966	34,966	35,965	34,966
Nusa Tenggara Timur	23,352	23,352	23,352	23,352
Kalimantan Barat	16,608	16,317	16,317	16,317
Kalimantan Tengah	24,783	24,783	24,783	24,948
Kalimantan Selatan	28,943	28,943	28,943	28,943
Kalimantan Timur	36,257	39,641	39,641	43,512
Sulawesi Utara	-	-	-	-
Sulawesi Tengah	29,000	29,000	27,550	27,550
Sulawesi Selatan	32,517	33,359	32,882	32,882
Sulawesi Tenggara	25,256	25,256	25,256	25,256
Gorontalo	25,200	25,200	25,200	25,200
Sulawesi Barat	-	-	-	-
Maluku *)	37,250	40,478	42,925	45,003
Maluku Utara	31,250	31,250	31,250	31,250
Papua Barat	34,382	34,589	34,589	34,589
Papua	33,333	33,333	33,333	33,333
Nasional/National	31,540	31,804	31,875	32,059

*) Perubahan kualitas

Subsektor Perikanan, Kelompok Penangkapan Ikan

Lanjutan Tabel/Continued Table 2.1.31

Provinsi <i>Province</i> (1)	Mei <i>May</i> (6)	Juni <i>June</i> (7)	Juli <i>July</i> (8)	Agustus <i>August</i> (9)
Aceh	28,250	28,250	27,736	27,736
Sumatera Utara	25,604	25,685	26,166	26,315
Sumatera Barat	28,916	28,916	29,138	29,138
Riau	36,282	36,282	36,282	36,282
Jambi	39,877	39,877	39,877	39,418
Sumatera Selatan	30,939	30,001	30,001	30,001
Bengkulu	-	-	-	-
Lampung	25,341	25,341	25,504	25,504
Kep. Bangka Belitung	27,014	26,598	27,918	28,253
Kepulauan Riau	23,409	23,409	23,409	23,409
Jawa Barat	45,688	45,539	45,539	45,415
Jawa Tengah	41,481	41,481	41,481	42,502
D.I. Yogyakarta	24,215	25,414	26,080	26,080
Jawa Timur	43,718	44,274	45,519	46,844
Banten	57,946	60,851	66,841	62,602
Bali	22,018	22,018	22,018	22,018
Nusa Tenggara Barat	34,966	34,966	34,966	34,966
Nusa Tenggara Timur	23,352	23,663	23,663	23,983
Kalimantan Barat	17,533	17,726	17,726	17,918
Kalimantan Tengah	25,609	25,609	26,600	28,252
Kalimantan Selatan	28,943	28,943	31,631	31,631
Kalimantan Timur	43,512	43,512	43,512	43,512
Sulawesi Utara	-	-	-	-
Sulawesi Tengah	27,550	27,550	27,550	29,171
Sulawesi Selatan	32,882	32,613	33,558	33,558
Sulawesi Tenggara	25,256	25,256	25,256	25,256
Gorontalo	25,200	25,200	25,200	25,200
Sulawesi Barat	-	-	-	-
Maluku *)	46,050	46,050	44,838	45,687
Maluku Utara	32,639	32,639	32,639	32,639
Papua Barat	34,589	34,589	35,206	35,206
Papua	33,800	33,800	36,939	36,939
Nasional/National	32,158	32,278	32,855	32,946

*) Perubahan kualitas

Lanjutan Tabel/Continued Table 2.1.31

Provinsi <i>Province</i>	September <i>September</i>	Oktober <i>October</i>	November <i>November</i>	Desember <i>December</i>	Rata-rata <i>Average</i>
<i>(1)</i>	<i>(10)</i>	<i>(11)</i>	<i>(12)</i>	<i>(13)</i>	<i>(14)</i>
Aceh	28,250	26,966	27,480	28,367	28,170
Sumatera Utara	27,732	25,440	25,951	26,776	26,225
Sumatera Barat	28,026	26,914	28,026	28,026	28,897
Riau	36,824	38,577	38,156	39,369	36,932
Jambi	39,418	39,418	39,877	39,877	40,006
Sumatera Selatan	30,001	30,001	30,001	30,001	30,444
Bengkulu	-	-	-	-	-
Lampung	25,504	25,504	25,504	25,504	25,422
Kep. Bangka Belitung	29,092	27,100	28,028	27,146	27,425
Kepulauan Riau	23,759	23,955	23,955	23,821	23,564
Jawa Barat	45,869	45,869	45,869	45,869	45,311
Jawa Tengah	41,481	43,524	43,524	43,601	41,963
D.I. Yogyakarta	24,922	24,922	26,147	26,906	25,154
Jawa Timur	46,515	47,341	47,505	47,930	45,357
Banten	56,833	56,620	57,548	57,548	59,015
Bali	22,018	22,018	22,018	22,018	22,018
Nusa Tenggara Barat	34,966	34,966	34,966	34,966	35,050
Nusa Tenggara Timur	23,983	23,983	22,784	24,942	23,647
Kalimantan Barat	18,936	18,936	18,936	18,057	17,610
Kalimantan Tengah	28,252	28,252	28,252	28,496	26,551
Kalimantan Selatan	31,631	34,478	34,478	34,478	30,999
Kalimantan Timur	43,512	47,657	47,657	47,657	43,298
Sulawesi Utara	-	-	-	-	-
Sulawesi Tengah	29,171	29,171	29,171	29,171	28,467
Sulawesi Selatan	33,558	36,772	35,651	36,170	33,867
Sulawesi Tenggara	25,256	25,387	25,387	25,387	25,289
Gorontalo	25,200	25,200	25,200	25,200	25,200
Sulawesi Barat	-	-	-	-	-
Maluku *)	46,132	42,184	46,446	43,283	43,861
Maluku Utara	32,639	32,639	30,976	29,494	31,775
Papua Barat	35,206	35,515	35,515	35,515	34,957
Papua	36,939	36,939	36,939	36,939	35,214
Nasional/National	32,815	32,974	33,171	33,190	32,472

*) Perubahan kualitas

Subsektor Perikanan, Kelompok Penangkapan Ikan

Tabel/Table 2.1.32 Harga Produsen Rajungan (Rp/Kg) Menurut Provinsi, 2013
Producer Price of Swimming Crabs (Rp/Kg) by Province, 2013

Provinsi <i>Province</i> (1)	Januari <i>January</i> (2)	Februari <i>February</i> (3)	Maret <i>March</i> (4)	April <i>April</i> (5)
Aceh	20,000	20,000	20,000	20,000
Sumatera Utara	19,374	19,860	19,546	19,162
Sumatera Barat	-	-	-	-
Riau	-	-	-	-
Jambi	-	-	-	-
Sumatera Selatan	28,409	27,841	27,841	27,841
Bengkulu	-	-	-	-
Lampung	22,500	22,500	22,500	22,500
Kep. Bangka Belitung	27,000	27,225	28,423	28,293
Kepulauan Riau	22,945	22,945	22,945	22,945
Jawa Barat	28,986	29,825	30,072	29,628
Jawa Tengah	29,913	29,990	30,516	30,456
D.I. Yogyakarta	18,601	18,601	18,601	18,528
Jawa Timur	29,076	29,012	28,789	28,663
Banten	28,328	29,164	29,164	30,338
Bali	21,197	21,197	21,197	21,197
Nusa Tenggara Barat	22,044	21,094	21,937	20,402
Nusa Tenggara Timur	17,000	17,000	17,000	17,000
Kalimantan Barat	16,573	17,294	17,150	17,150
Kalimantan Tengah	21,021	21,021	21,021	22,122
Kalimantan Selatan	25,000	25,000	25,000	25,000
Kalimantan Timur	16,477	16,477	16,477	16,477
Sulawesi Utara	-	-	-	-
Sulawesi Tengah	-	-	-	-
Sulawesi Selatan	18,000	17,750	17,478	18,447
Sulawesi Tenggara	17,994	17,994	19,023	19,023
Gorontalo	25,200	25,200	25,200	25,830
Sulawesi Barat	-	-	-	-
Maluku	15,225	15,472	15,557	15,590
Maluku Utara	17,500	17,500	17,500	17,500
Papua Barat	23,612	23,612	23,612	23,612
Papua	-	-	-	-
Nasional/National	22,166	22,232	22,356	22,404

Lanjutan Tabel/Continued Table 2.1.32

Provinsi <i>Province</i> (1)	Mei <i>May</i> (6)	Juni <i>June</i> (7)	Juli <i>July</i> (8)	Agustus <i>August</i> (9)
Aceh	20,000	20,000	20,000	20,000
Sumatera Utara	19,162	19,731	20,300	20,630
Sumatera Barat	-	-	-	-
Riau	-	-	-	-
Jambi	-	-	-	-
Sumatera Selatan	27,841	29,001	29,001	29,001
Bengkulu	-	-	-	-
Lampung	22,500	22,500	22,500	22,500
Kep. Bangka Belitung	28,383	28,542	29,329	30,438
Kepulauan Riau	22,945	22,945	23,232	23,232
Jawa Barat	29,854	29,877	30,561	30,984
Jawa Tengah	31,087	31,131	32,289	32,447
D.I. Yogyakarta	17,787	18,528	18,528	18,528
Jawa Timur	28,744	29,061	29,708	30,134
Banten	30,338	30,889	32,025	31,688
Bali	21,197	21,197	21,197	21,197
Nusa Tenggara Barat	19,850	19,436	19,825	18,659
Nusa Tenggara Timur	17,000	17,000	18,490	19,463
Kalimantan Barat	16,493	17,887	17,276	17,678
Kalimantan Tengah	22,122	22,122	22,122	23,223
Kalimantan Selatan	25,000	25,000	25,000	25,000
Kalimantan Timur	16,477	16,477	16,477	15,996
Sulawesi Utara	-	-	-	-
Sulawesi Tengah	-	-	-	-
Sulawesi Selatan	18,873	18,873	19,383	19,585
Sulawesi Tenggara	19,023	19,023	19,023	19,023
Gorontalo	26,934	26,934	28,280	28,280
Sulawesi Barat	-	-	-	-
Maluku	15,632	15,745	16,020	16,143
Maluku Utara	17,500	17,500	17,500	17,500
Papua Barat	23,612	23,784	24,199	24,385
Papua	-	-	-	-
Nasional/National	22,431	22,633	23,011	23,155

Subsektor Perikanan, Kelompok Penangkapan Ikan

Lanjutan Tabel/Continued Table 2.1.32

Provinsi <i>Province</i> (1)	September <i>September</i> (10)	Oktober <i>October</i> (11)	November <i>November</i> (12)	Desember <i>December</i> (13)	Rata-rata <i>Average</i> (14)
Aceh	20,000	20,000	20,000	20,000	20,000
Sumatera Utara	20,795	21,951	21,789	22,511	20,401
Sumatera Barat	-	-	-	-	-
Riau	-	-	-	-	-
Jambi	-	-	-	-	-
Sumatera Selatan	29,001	29,001	29,001	29,001	28,565
Bengkulu	-	-	-	-	-
Lampung	22,500	22,500	22,500	22,500	22,500
Kep. Bangka Belitung	29,959	28,602	30,081	29,621	28,825
Kepulauan Riau	23,813	24,221	23,541	23,541	23,271
Jawa Barat	31,706	31,312	30,232	30,559	30,300
Jawa Tengah	31,973	33,224	34,393	35,081	31,875
D.I. Yogyakarta	19,270	19,270	18,605	20,341	18,766
Jawa Timur	31,092	31,358	31,173	31,751	29,880
Banten	30,452	31,126	31,519	31,595	30,552
Bali	21,197	21,197	21,197	21,197	21,197
Nusa Tenggara Barat	19,871	18,767	17,664	18,412	19,830
Nusa Tenggara Timur	19,463	19,463	17,906	19,757	18,045
Kalimantan Barat	17,678	17,276	17,276	17,276	17,251
Kalimantan Tengah	23,333	23,333	23,333	23,185	22,330
Kalimantan Selatan	25,000	25,000	25,000	25,000	25,000
Kalimantan Timur	15,996	16,477	16,477	16,713	16,417
Sulawesi Utara	-	-	-	-	-
Sulawesi Tengah	-	-	-	-	-
Sulawesi Selatan	19,843	20,043	19,799	19,799	18,989
Sulawesi Tenggara	19,023	19,023	19,023	20,838	19,002
Gorontalo	28,280	28,280	28,280	28,280	27,082
Sulawesi Barat	-	-	-	-	-
Maluku	16,258	16,335	16,044	16,620	15,887
Maluku Utara	17,500	17,500	17,500	17,500	17,500
Papua Barat	24,559	24,559	24,559	24,559	24,055
Papua	-	-	-	-	-
Nasional/National	23,273	23,326	23,204	23,568	22,813

Tabel/Table 2.1.33 Harga Produsen Cumi-cumi (Rp/Kg) Menurut Provinsi, 2013
Producer Price of Squids (Rp/Kg) by Province, 2013

Provinsi <i>Province</i> (1)	Januari <i>January</i> (2)	Februari <i>February</i> (3)	Maret <i>March</i> (4)	April <i>April</i> (5)
Aceh	30,609	31,236	30,925	30,256
Sumatera Utara	20,669	21,088	21,075	21,379
Sumatera Barat	24,500	25,100	25,100	25,402
Riau	-	-	-	-
Jambi	16,000	16,593	17,185	17,757
Sumatera Selatan	33,511	32,841	32,841	34,088
Bengkulu	25,000	25,000	25,150	25,675
Lampung	29,000	28,084	26,680	26,174
Kep. Bangka Belitung	28,672	29,621	29,811	29,735
Kepulauan Riau	19,225	19,486	19,421	19,781
Jawa Barat	24,779	24,242	24,781	24,710
Jawa Tengah	24,302	25,171	25,158	24,610
D.I. Yogyakarta	-	-	-	-
Jawa Timur	29,155	29,030	28,675	28,213
Banten	24,537	24,545	24,752	25,173
Bali	21,227	21,227	21,545	22,561
Nusa Tenggara Barat	31,675	29,832	29,435	31,052
Nusa Tenggara Timur	24,512	24,673	24,905	25,590
Kalimantan Barat	21,348	21,568	22,396	22,970
Kalimantan Tengah	22,375	22,500	23,250	23,000
Kalimantan Selatan	19,182	19,182	19,609	20,111
Kalimantan Timur	22,698	23,605	24,059	23,015
Sulawesi Utara	34,836	34,836	34,836	34,836
Sulawesi Tengah	24,723	24,796	24,317	23,492
Sulawesi Selatan	28,981	28,332	28,533	27,584
Sulawesi Tenggara	28,136	28,136	28,136	28,136
Gorontalo	25,570	25,268	25,757	26,145
Sulawesi Barat	18,333	18,233	18,233	18,563
Maluku	30,714	30,714	29,932	31,062
Maluku Utara	24,090	23,793	23,775	24,198
Papua Barat	36,342	37,085	37,085	36,342
Papua	39,966	39,966	39,966	39,966
Nasional/National	26,156	26,193	26,244	26,386

Subsektor Perikanan, Kelompok Penangkapan Ikan

Lanjutan Tabel/Continued Table 2.1.33

Provinsi <i>Province</i> (1)	Mei <i>May</i> (6)	Juni <i>June</i> (7)	Juli <i>July</i> (8)	Agustus <i>August</i> (9)
Aceh	30,138	30,138	30,796	31,718
Sumatera Utara	21,522	21,310	21,011	20,277
Sumatera Barat	24,523	25,284	25,771	26,542
Riau	-	-	-	-
Jambi	17,757	17,394	18,300	17,938
Sumatera Selatan	34,088	34,088	34,088	34,088
Bengkulu	25,675	25,675	25,675	25,675
Lampung	26,174	28,268	28,268	28,268
Kep. Bangka Belitung	29,885	29,535	30,418	29,730
Kepulauan Riau	19,966	19,443	20,174	21,361
Jawa Barat	25,245	26,344	26,459	26,689
Jawa Tengah	25,060	25,095	26,023	26,446
D.I. Yogyakarta	-	-	-	-
Jawa Timur	28,093	28,345	29,409	29,797
Banten	25,477	26,066	27,035	28,731
Bali	22,561	23,021	25,323	26,906
Nusa Tenggara Barat	31,899	32,847	35,010	36,532
Nusa Tenggara Timur	25,590	25,714	26,652	25,992
Kalimantan Barat	23,200	24,245	24,931	24,245
Kalimantan Tengah	23,250	23,250	23,250	23,375
Kalimantan Selatan	20,111	20,477	21,057	21,396
Kalimantan Timur	23,573	23,573	24,273	24,040
Sulawesi Utara	34,836	34,836	34,836	34,836
Sulawesi Tengah	23,492	25,107	24,545	25,830
Sulawesi Selatan	28,213	27,778	29,398	29,839
Sulawesi Tenggara	28,136	28,136	28,634	28,510
Gorontalo	25,752	26,292	26,913	27,408
Sulawesi Barat	18,391	18,048	18,477	19,196
Maluku	31,786	30,142	30,142	30,142
Maluku Utara	24,302	24,493	24,962	24,962
Papua Barat	37,086	37,176	37,042	36,190
Papua	39,440	39,440	41,760	41,760
Nasional/National	26,507	26,719	27,355	27,614

Lanjutan Tabel/Continued Table 2.1.33

Provinsi <i>Province</i> (1)	September <i>September</i> (10)	Oktober <i>October</i> (11)	November <i>November</i> (12)	Desember <i>December</i> (13)	Rata-rata <i>Average</i> (14)
Aceh	32,716	31,819	32,767	33,582	31,392
Sumatera Utara	20,056	19,971	19,825	20,020	20,684
Sumatera Barat	26,254	26,254	27,589	28,292	25,884
Riau	-	-	-	-	-
Jambi	17,757	17,757	18,306	19,139	17,657
Sumatera Selatan	34,088	34,088	34,088	34,088	33,832
Bengkulu	25,675	25,675	25,675	25,675	25,519
Lampung	28,268	29,076	29,076	30,446	28,149
Kep. Bangka Belitung	30,689	30,890	30,652	30,049	29,974
Kepulauan Riau	21,194	22,924	23,054	22,333	20,697
Jawa Barat	26,574	27,066	27,066	27,546	25,958
Jawa Tengah	26,796	26,874	27,036	26,871	25,787
D.I. Yogyakarta	-	-	-	-	-
Jawa Timur	29,438	29,196	29,563	29,718	29,053
Banten	28,351	28,004	28,385	28,799	26,655
Bali	29,148	29,148	29,148	29,148	25,080
Nusa Tenggara Barat	37,902	35,162	31,966	32,797	33,009
Nusa Tenggara Timur	25,460	25,614	25,614	25,614	25,494
Kalimantan Barat	24,016	24,016	23,330	23,330	23,300
Kalimantan Tengah	24,500	24,500	25,750	25,271	23,689
Kalimantan Selatan	21,396	21,736	22,033	22,901	20,766
Kalimantan Timur	24,273	23,807	23,451	23,015	23,615
Sulawesi Utara	34,836	34,836	34,836	34,836	34,836
Sulawesi Tengah	25,973	26,634	27,457	27,457	25,319
Sulawesi Selatan	30,708	29,404	29,936	30,161	29,072
Sulawesi Tenggara	28,760	28,760	27,510	27,510	28,209
Gorontalo	27,794	27,644	27,888	28,215	26,720
Sulawesi Barat	18,728	19,040	18,416	18,750	18,534
Maluku	30,142	30,142	30,142	30,142	30,434
Maluku Utara	24,473	25,369	24,519	24,082	24,418
Papua Barat	34,062	35,126	35,126	37,206	36,322
Papua	41,760	41,760	41,760	41,760	40,776
Nasional/National	27,726	27,743	27,732	27,958	27,028

Subsektor Perikanan, Kelompok Penangkapan Ikan

Tabel/Table 2.1.34 **Harga Produsen Kerang Darah (Rp/Kg) Menurut Provinsi, 2013**
Producer Price of Blood Cockles (Rp/Kg) by Province, 2013

Provinsi <i>Province</i> (1)	Januari <i>January</i> (2)	Februari <i>February</i> (3)	Maret <i>March</i> (4)	April <i>April</i> (5)
Aceh	7,500	7,500	7,500	7,500
Sumatera Utara	7,393	7,393	7,513	7,566
Sumatera Barat	-	-	-	-
Riau	8,566	8,614	8,620	8,796
Jambi	5,500	5,500	5,590	5,805
Sumatera Selatan	5,734	5,746	5,829	5,925
Bengkulu	-	-	-	-
Lampung	-	-	-	-
Kep. Bangka Belitung	6,353	6,186	6,137	6,227
Kepulauan Riau	7,303	7,303	7,851	7,851
Jawa Barat	9,982	10,750	10,266	10,266
Jawa Tengah	5,600	5,722	5,630	5,630
D.I. Yogyakarta	-	-	-	-
Jawa Timur	6,907	6,927	6,911	7,070
Banten	5,155	5,155	5,132	5,235
Bali	-	-	-	-
Nusa Tenggara Barat	-	-	-	-
Nusa Tenggara Timur	-	-	-	-
Kalimantan Barat	12,000	12,000	12,000	12,000
Kalimantan Tengah	6,003	6,003	6,003	6,003
Kalimantan Selatan	6,426	6,426	6,426	6,426
Kalimantan Timur	12,000	12,000	12,000	12,000
Sulawesi Utara	-	-	-	-
Sulawesi Tengah	-	-	-	-
Sulawesi Selatan	8,000	8,000	8,000	8,000
Sulawesi Tenggara	-	-	-	-
Gorontalo	-	-	-	-
Sulawesi Barat	-	-	-	-
Maluku	-	-	-	-
Maluku Utara	10,000	10,000	10,000	10,000
Papua Barat	10,000	10,000	10,000	10,800
Papua	-	-	-	-
Nasional/National	7,801	7,846	7,856	7,950

Lanjutan Tabel/Continued Table 2.1.34

Provinsi <i>Province</i> (1)	Mei <i>May</i> (6)	Juni <i>June</i> (7)	Juli <i>July</i> (8)	Agustus <i>August</i> (9)
Aceh	7,500	7,500	7,500	7,500
Sumatera Utara	7,696	7,696	7,892	8,088
Sumatera Barat	-	-	-	-
Riau	8,921	8,931	9,025	9,050
Jambi	6,037	6,210	6,459	6,583
Sumatera Selatan	5,970	6,000	6,000	6,000
Bengkulu	-	-	-	-
Lampung	-	-	-	-
Kep. Bangka Belitung	6,328	6,328	6,873	6,655
Kepulauan Riau	7,851	7,889	7,889	7,889
Jawa Barat	11,056	11,056	11,056	11,056
Jawa Tengah	6,199	6,199	6,199	6,438
D.I. Yogyakarta	-	-	-	-
Jawa Timur	7,041	7,014	7,309	7,283
Banten	5,279	5,234	5,279	5,370
Bali	-	-	-	-
Nusa Tenggara Barat	-	-	-	-
Nusa Tenggara Timur	-	-	-	-
Kalimantan Barat	12,000	12,000	12,000	12,000
Kalimantan Tengah	6,003	6,003	6,003	6,003
Kalimantan Selatan	6,426	6,426	6,426	6,426
Kalimantan Timur	12,000	12,000	12,000	12,000
Sulawesi Utara	-	-	-	-
Sulawesi Tengah	-	-	-	-
Sulawesi Selatan	8,000	8,000	8,000	8,000
Sulawesi Tenggara	-	-	-	-
Gorontalo	-	-	-	-
Sulawesi Barat	-	-	-	-
Maluku	-	-	-	-
Maluku Utara	10,000	10,000	10,000	10,000
Papua Barat	10,800	10,800	10,800	10,800
Papua	-	-	-	-
Nasional/National	8,062	8,072	8,151	8,175

Subsektor Perikanan, Kelompok Penangkapan Ikan

Lanjutan Tabel/Continued Table 2.1.34

Provinsi <i>Province</i> (1)	September <i>September</i> (10)	Oktober <i>October</i> (11)	November <i>November</i> (12)	Desember <i>December</i> (13)	Rata-rata <i>Average</i> (14)
Aceh	7,500	7,500	7,500	7,500	7,500
Sumatera Utara	8,479	8,479	8,479	8,182	7,905
Sumatera Barat	-	-	-	-	-
Riau	9,064	9,115	8,938	8,920	8,880
Jambi	6,583	6,583	6,335	6,210	6,116
Sumatera Selatan	6,000	6,000	6,000	6,000	5,934
Bengkulu	-	-	-	-	-
Lampung	-	-	-	-	-
Kep. Bangka Belitung	6,655	6,761	6,761	6,761	6,502
Kepulauan Riau	7,889	7,889	7,889	7,889	7,782
Jawa Barat	11,056	11,056	10,266	10,266	10,677
Jawa Tengah	6,438	6,438	6,438	6,438	6,114
D.I. Yogyakarta	-	-	-	-	-
Jawa Timur	7,283	7,388	7,251	7,408	7,149
Banten	5,568	5,612	5,436	5,436	5,324
Bali	-	-	-	-	-
Nusa Tenggara Barat	-	-	-	-	-
Nusa Tenggara Timur	-	-	-	-	-
Kalimantan Barat	11,520	12,000	11,040	11,040	11,800
Kalimantan Tengah	6,105	6,105	6,105	6,105	6,037
Kalimantan Selatan	6,426	6,426	6,426	6,426	6,426
Kalimantan Timur	12,000	12,000	11,680	11,680	11,947
Sulawesi Utara	-	-	-	-	-
Sulawesi Tengah	-	-	-	-	-
Sulawesi Selatan	8,000	8,000	8,000	8,000	8,000
Sulawesi Tenggara	-	-	-	-	-
Gorontalo	-	-	-	-	-
Sulawesi Barat	-	-	-	-	-
Maluku	-	-	-	-	-
Maluku Utara	10,000	10,000	10,000	10,000	10,000
Papua Barat	10,800	10,800	10,800	10,800	10,600
Papua	-	-	-	-	-
Nasional/National	8,187	8,231	8,075	8,059	8,039

Tabel/Table 2.1.35 Harga Produsen Sotong (Rp/Kg) Menurut Provinsi, 2013
Producer Price of Cuttlefish (Rp/Kg) by Province, 2013

Provinsi <i>Province</i>	Januari <i>January</i>	Februari <i>February</i>	Maret <i>March</i>	April <i>April</i>
<i>(1)</i>	<i>(2)</i>	<i>(3)</i>	<i>(4)</i>	<i>(5)</i>
Aceh	22,244	22,244	22,929	23,271
Sumatera Utara	27,113	27,842	27,858	27,858
Sumatera Barat	-	-	-	-
Riau	30,801	31,763	31,763	31,763
Jambi	-	-	-	-
Sumatera Selatan	-	-	-	-
Bengkulu	-	-	-	-
Lampung	-	-	-	-
Kep. Bangka Belitung	25,000	25,300	25,561	25,681
Kepulauan Riau	19,177	19,177	19,887	19,697
Jawa Barat	26,205	26,163	27,040	25,331
Jawa Tengah	23,722	23,833	23,844	23,527
D.I. Yogyakarta	-	-	-	-
Jawa Timur	-	-	-	-
Banten	16,600	16,400	16,842	16,415
Bali	27,000	27,000	27,000	27,000
Nusa Tenggara Barat	-	-	-	-
Nusa Tenggara Timur	-	-	-	-
Kalimantan Barat	20,000	21,400	22,280	23,617
Kalimantan Tengah	25,168	25,168	25,168	26,678
Kalimantan Selatan	-	-	-	-
Kalimantan Timur	22,500	23,850	24,804	26,292
Sulawesi Utara	24,730	24,730	24,730	24,730
Sulawesi Tengah	24,000	24,000	24,000	24,000
Sulawesi Selatan	12,750	12,750	12,707	12,707
Sulawesi Tenggara	10,409	10,409	10,791	10,791
Gorontalo	15,756	15,756	14,968	14,968
Sulawesi Barat	18,000	18,000	18,000	18,720
Maluku	21,875	22,827	24,114	24,114
Maluku Utara	20,273	21,154	21,325	22,100
Papua Barat	31,775	31,775	31,775	31,775
Papua	30,000	30,000	30,000	30,000
Nasional/National	22,504	22,797	23,063	23,229

Subsektor Perikanan, Kelompok Penangkapan Ikan

Lanjutan Tabel/Continued Table 2.1.35

Provinsi <i>Province</i> <i>(1)</i>	Mei <i>May</i> <i>(6)</i>	Juni <i>June</i> <i>(7)</i>	Juli <i>July</i> <i>(8)</i>	Agustus <i>August</i> <i>(9)</i>
Aceh	23,271	23,271	23,271	23,955
Sumatera Utara	27,699	26,896	27,169	28,744
Sumatera Barat	-	-	-	-
Riau	31,128	28,327	29,932	29,932
Jambi	-	-	-	-
Sumatera Selatan	-	-	-	-
Bengkulu	-	-	-	-
Lampung	-	-	-	-
Kep. Bangka Belitung	25,681	25,519	25,934	25,659
Kepulauan Riau	19,277	20,241	20,509	20,955
Jawa Barat	24,361	25,340	26,225	27,004
Jawa Tengah	23,400	23,513	23,576	23,746
D.I. Yogyakarta	-	-	-	-
Jawa Timur	-	-	-	-
Banten	16,551	16,402	17,113	16,667
Bali	27,000	27,000	27,000	27,000
Nusa Tenggara Barat	-	-	-	-
Nusa Tenggara Timur	-	-	-	-
Kalimantan Barat	22,650	24,191	25,220	24,379
Kalimantan Tengah	26,678	26,678	27,813	27,813
Kalimantan Selatan	-	-	-	-
Kalimantan Timur	27,169	26,364	27,486	28,663
Sulawesi Utara	24,730	24,730	24,730	24,730
Sulawesi Tengah	25,440	26,966	25,708	25,708
Sulawesi Selatan	12,841	12,938	14,088	14,088
Sulawesi Tenggara	11,130	11,383	12,395	12,041
Gorontalo	14,968	14,968	14,968	14,968
Sulawesi Barat	18,720	18,720	17,784	17,784
Maluku	24,114	24,114	24,114	24,114
Maluku Utara	21,824	21,972	22,618	22,983
Papua Barat	31,775	31,775	31,775	31,775
Papua	30,000	30,000	30,000	30,000
Nasional/National	23,200	23,241	23,610	23,759

Lanjutan Tabel/Continued Table 2.1.35

Provinsi <i>Province</i>	September <i>September</i>	Oktober <i>October</i>	November <i>November</i>	Desember <i>December</i>	Rata-rata <i>Average</i>
<i>(1)</i>	<i>(10)</i>	<i>(11)</i>	<i>(12)</i>	<i>(13)</i>	<i>(14)</i>
Aceh	23,955	23,955	23,955	23,955	23,356
Sumatera Utara	29,138	30,160	30,160	30,160	28,400
Sumatera Barat	-	-	-	-	-
Riau	29,932	29,932	29,932	29,932	30,428
Jambi	-	-	-	-	-
Sumatera Selatan	-	-	-	-	-
Bengkulu	-	-	-	-	-
Lampung	-	-	-	-	-
Kep. Bangka Belitung	25,824	26,557	26,152	26,590	25,788
Kepulauan Riau	21,431	21,639	22,142	20,132	20,355
Jawa Barat	27,486	26,386	26,386	27,312	26,270
Jawa Tengah	24,860	24,860	25,109	24,902	24,074
D.I. Yogyakarta	-	-	-	-	-
Jawa Timur	-	-	-	-	-
Banten	16,071	15,699	15,625	15,535	16,327
Bali	27,000	27,000	27,000	27,000	27,000
Nusa Tenggara Barat	-	-	-	-	-
Nusa Tenggara Timur	-	-	-	-	-
Kalimantan Barat	26,374	24,142	24,142	24,142	23,545
Kalimantan Tengah	27,813	27,813	27,813	27,813	26,868
Kalimantan Selatan	-	-	-	-	-
Kalimantan Timur	28,663	28,663	27,251	28,294	26,667
Sulawesi Utara	24,730	24,730	24,730	24,730	24,730
Sulawesi Tengah	27,250	25,858	25,858	24,565	25,279
Sulawesi Selatan	14,088	15,262	15,262	14,880	13,697
Sulawesi Tenggara	13,088	13,088	13,088	13,088	11,808
Gorontalo	14,968	14,968	14,968	14,968	15,099
Sulawesi Barat	17,784	17,784	17,784	17,784	18,072
Maluku	23,097	23,657	23,657	23,657	23,621
Maluku Utara	21,067	20,483	20,190	20,893	21,407
Papua Barat	31,908	29,249	29,249	31,430	31,336
Papua	30,126	27,615	27,615	29,674	29,586
Nasional/National	23,939	23,614	23,549	23,702	23,351

Subsektor Perikanan
Fishery Subsector

Kelompok Budidaya Ikan
Group of Aquaculture

Tabel/Table 2.2.1 Harga Produsen Ikan Bandeng (Rp/Kg) Menurut Provinsi, 2013
Producer Price of Milkfish (Rp/Kg) by Province, 2013

Provinsi <i>Province</i>	Januari <i>January</i>	Februari <i>February</i>	Maret <i>March</i>	April <i>April</i>
<i>(1)</i>	<i>(2)</i>	<i>(3)</i>	<i>(4)</i>	<i>(5)</i>
Aceh	22,429	23,314	23,328	22,433
Sumatera Utara	20,056	21,170	21,170	21,170
Sumatera Barat	-	-	-	-
Riau	-	-	-	-
Jambi	13,000	12,740	12,740	11,582
Sumatera Selatan	18,520	18,520	18,149	19,420
Bengkulu	-	-	-	-
Lampung	13,000	13,071	12,568	13,406
Kep. Bangka Belitung	17,341	17,905	17,905	18,483
Kepulauan Riau	-	-	-	-
Jawa Barat	15,282	14,833	14,893	14,893
Jawa Tengah	15,362	15,527	15,486	15,451
D.I. Yogyakarta	-	-	-	-
Jawa Timur	16,253	16,618	16,552	15,852
Banten	14,282	14,145	14,475	14,631
Bali	19,917	18,969	18,969	18,969
Nusa Tenggara Barat	19,453	19,453	19,453	19,453
Nusa Tenggara Timur	29,055	29,055	29,055	29,055
Kalimantan Barat	-	-	-	-
Kalimantan Tengah	30,408	31,168	31,168	30,408
Kalimantan Selatan	18,000	18,474	18,474	18,474
Kalimantan Timur	-	-	-	-
Sulawesi Utara	28,522	28,522	28,522	28,522
Sulawesi Tengah	24,500	24,500	24,500	24,754
Sulawesi Selatan	17,602	17,372	17,696	17,983
Sulawesi Tenggara	20,700	20,700	20,295	20,174
Gorontalo	-	-	-	-
Sulawesi Barat	17,467	17,394	17,394	17,576
Maluku	-	-	-	-
Maluku Utara	23,769	23,769	23,769	23,769
Papua Barat	-	-	-	-
Papua	-	-	-	-
Nasional/National	19,758	19,868	19,836	19,831

Subsektor Perikanan, Kelompok Budidaya Ikan

Lanjutan Tabel/Continued Table 2.2.1

Provinsi <i>Province</i>	Mei <i>May</i>	Juni <i>June</i>	Juli <i>July</i>	Agustus <i>August</i>
<i>(1)</i>	<i>(6)</i>	<i>(7)</i>	<i>(8)</i>	<i>(9)</i>
Aceh	22,204	23,330	24,135	24,440
Sumatera Utara	21,170	21,170	21,170	20,056
Sumatera Barat	-	-	-	-
Riau	-	-	-	-
Jambi	12,161	11,582	11,582	11,695
Sumatera Selatan	19,420	19,743	19,743	19,743
Bengkulu	-	-	-	-
Lampung	13,674	13,674	14,146	14,617
Kep. Bangka Belitung	18,789	19,102	19,102	20,164
Kepulauan Riau	-	-	-	-
Jawa Barat	15,191	15,116	15,414	15,587
Jawa Tengah	14,947	15,038	16,188	16,373
D.I. Yogyakarta	-	-	-	-
Jawa Timur	15,860	16,374	17,626	17,858
Banten	14,430	14,364	14,998	15,402
Bali	18,969	18,969	19,443	19,917
Nusa Tenggara Barat	18,286	19,383	19,383	19,383
Nusa Tenggara Timur	29,055	29,055	29,055	29,055
Kalimantan Barat	-	-	-	-
Kalimantan Tengah	30,408	31,168	30,378	29,690
Kalimantan Selatan	18,947	18,947	18,947	18,947
Kalimantan Timur	-	-	-	-
Sulawesi Utara	28,522	28,522	28,522	28,522
Sulawesi Tengah	24,808	25,372	26,118	26,442
Sulawesi Selatan	17,832	17,795	18,477	18,526
Sulawesi Tenggara	20,174	20,289	20,785	21,258
Gorontalo	-	-	-	-
Sulawesi Barat	17,365	17,450	18,018	18,350
Maluku	-	-	-	-
Maluku Utara	23,769	23,769	23,769	23,769
Papua Barat	-	-	-	-
Papua	-	-	-	-
Nasional/National	19,809	20,010	20,333	20,466

Lanjutan Tabel/Continued Table 2.2.1

Provinsi <i>Province</i>	September <i>September</i>	Oktober <i>October</i>	November <i>November</i>	Desember <i>December</i>	Rata-rata <i>Average</i>
<i>(1)</i>	<i>(10)</i>	<i>(11)</i>	<i>(12)</i>	<i>(13)</i>	<i>(14)</i>
Aceh	23,982	25,228	25,228	25,134	23,766
Sumatera Utara	20,056	19,499	18,942	18,942	20,381
Sumatera Barat	-	-	-	-	-
Riau	-	-	-	-	-
Jambi	11,695	12,227	12,758	12,758	12,210
Sumatera Selatan	20,324	20,905	20,905	20,905	19,691
Bengkulu	-	-	-	-	-
Lampung	14,617	14,893	14,794	14,970	13,953
Kep. Bangka Belitung	20,164	20,164	19,194	19,194	18,959
Kepulauan Riau	-	-	-	-	-
Jawa Barat	15,420	15,420	15,267	15,186	15,209
Jawa Tengah	16,482	16,287	16,210	16,127	15,790
D.I. Yogyakarta	-	-	-	-	-
Jawa Timur	17,431	17,765	18,110	17,898	17,016
Banten	15,247	15,181	15,024	15,152	14,778
Bali	19,917	18,969	18,969	18,969	19,245
Nusa Tenggara Barat	19,383	19,383	19,383	19,383	19,315
Nusa Tenggara Timur	29,055	29,055	30,243	30,243	29,253
Kalimantan Barat	-	-	-	-	-
Kalimantan Tengah	29,690	29,690	31,104	31,104	30,532
Kalimantan Selatan	19,895	19,895	20,842	20,842	19,224
Kalimantan Timur	-	-	-	-	-
Sulawesi Utara	29,704	29,704	29,704	29,704	28,916
Sulawesi Tengah	26,442	26,253	26,016	26,016	25,477
Sulawesi Selatan	17,697	17,900	17,471	17,505	17,821
Sulawesi Tenggara	21,258	21,258	21,258	21,104	20,771
Gorontalo	-	-	-	-	-
Sulawesi Barat	18,188	18,345	18,252	18,193	17,833
Maluku	-	-	-	-	-
Maluku Utara	25,714	25,714	25,714	27,121	24,535
Papua Barat	-	-	-	-	-
Papua	-	-	-	-	-
Nasional/National	20,589	20,654	20,733	20,783	20,223

Subsektor Perikanan, Kelompok Budidaya Ikan

Tabel/Table 2.2.2 Harga Produsen Ikan Gurame (Rp/Kg) Menurut Provinsi, 2013
Producer Price of Giant Gouramy/Carp (Rp/Kg) by Province, 2013

Provinsi <i>Province</i> (1)	Januari <i>January</i> (2)	Februari <i>February</i> (3)	Maret <i>March</i> (4)	April <i>April</i> (5)
Aceh	23,380	23,529	23,350	23,679
Sumatera Utara	44,390	43,667	43,667	43,667
Sumatera Barat	26,240	26,071	26,751	26,534
Riau	29,942	30,210	28,873	28,049
Jambi	34,000	34,400	34,400	34,400
Sumatera Selatan	-	-	-	-
Bengkulu	30,000	30,000	29,913	29,913
Lampung	30,603	30,317	31,591	31,082
Kep. Bangka Belitung	40,000	39,000	39,000	37,250
Kepulauan Riau	52,500	52,500	50,177	49,477
Jawa Barat	38,906	38,906	38,154	38,707
Jawa Tengah	29,578	30,505	30,354	30,209
D.I. Yogyakarta	26,810	27,108	27,149	26,899
Jawa Timur	28,643	28,357	28,357	28,614
Banten	39,023	39,023	39,663	40,740
Bali	33,599	33,599	33,599	33,599
Nusa Tenggara Barat	-	-	-	-
Nusa Tenggara Timur	-	-	-	-
Kalimantan Barat	20,000	20,000	20,000	20,000
Kalimantan Tengah	27,265	27,265	27,265	27,265
Kalimantan Selatan	-	-	-	-
Kalimantan Timur	-	-	-	-
Sulawesi Utara	-	-	-	-
Sulawesi Tengah	-	-	-	-
Sulawesi Selatan	-	-	-	-
Sulawesi Tenggara	-	-	-	-
Gorontalo	-	-	-	-
Sulawesi Barat	-	-	-	-
Maluku	-	-	-	-
Maluku Utara	50,000	55,000	55,000	60,500
Papua Barat	60,000	60,000	60,000	60,000
Papua	31,065	31,065	31,065	31,065
Nasional/National	34,797	35,026	34,916	35,082

Lanjutan Tabel/Continued Table 2.2.2

Provinsi <i>Province</i> (1)	Mei <i>May</i> (6)	Juni <i>June</i> (7)	Juli <i>July</i> (8)	Agustus <i>August</i> (9)
Aceh	24,324	24,614	25,002	24,586
Sumatera Utara	45,851	44,017	44,017	42,771
Sumatera Barat	26,077	26,077	27,192	28,306
Riau	28,049	27,603	28,783	28,783
Jambi	34,400	34,400	35,749	34,737
Sumatera Selatan	-	-	-	-
Bengkulu	29,913	29,913	29,913	29,913
Lampung	30,572	30,122	31,925	32,999
Kep. Bangka Belitung	37,500	37,500	37,500	37,864
Kepulauan Riau	52,445	56,117	56,117	54,246
Jawa Barat	38,707	39,806	41,410	41,818
Jawa Tengah	30,567	30,656	31,037	31,627
D.I. Yogyakarta	26,495	26,360	27,031	27,103
Jawa Timur	28,900	29,032	29,612	30,046
Banten	40,943	40,943	42,472	41,144
Bali	33,599	33,599	33,599	33,599
Nusa Tenggara Barat	-	-	-	-
Nusa Tenggara Timur	-	-	-	-
Kalimantan Barat	20,000	20,000	20,000	20,000
Kalimantan Tengah	24,811	24,811	24,811	23,571
Kalimantan Selatan	-	-	-	-
Kalimantan Timur	-	-	-	-
Sulawesi Utara	-	-	-	-
Sulawesi Tengah	-	-	-	-
Sulawesi Selatan	-	-	-	-
Sulawesi Tenggara	-	-	-	-
Gorontalo	-	-	-	-
Sulawesi Barat	-	-	-	-
Maluku	-	-	-	-
Maluku Utara	60,500	60,500	60,500	60,500
Papua Barat	60,000	60,000	60,000	60,000
Papua	33,136	33,136	33,136	33,136
Nasional/National	35,339	35,460	35,990	35,837

Subsektor Perikanan, Kelompok Budidaya Ikan

Lanjutan Tabel/Continued Table 2.2.2

Provinsi <i>Province</i>	September <i>September</i>	Oktober <i>October</i>	November <i>November</i>	Desember <i>December</i>	Rata-rata <i>Average</i>
(1)	(10)	(11)	(12)	(13)	(14)
Aceh	24,612	24,911	24,552	24,724	24,272
Sumatera Utara	44,339	47,295	48,406	48,406	45,041
Sumatera Barat	27,860	28,321	28,774	28,774	27,248
Riau	27,924	28,955	27,507	29,406	28,674
Jambi	34,400	34,737	34,737	34,737	34,592
Sumatera Selatan	-	-	-	-	-
Bengkulu	29,913	29,913	29,913	29,913	29,927
Lampung	34,072	33,535	32,864	32,501	31,849
Kep. Bangka Belitung	37,864	37,690	35,780	37,080	37,836
Kepulauan Riau	54,246	51,780	49,155	49,155	52,326
Jawa Barat	40,186	40,432	40,154	41,342	39,877
Jawa Tengah	32,162	32,203	31,917	30,846	30,972
D.I. Yogyakarta	27,280	26,977	27,061	27,131	26,950
Jawa Timur	29,118	29,261	30,083	29,694	29,143
Banten	41,144	40,879	40,879	40,879	40,645
Bali	33,599	34,116	34,116	34,662	33,774
Nusa Tenggara Barat	-	-	-	-	-
Nusa Tenggara Timur	-	-	-	-	-
Kalimantan Barat	20,000	20,000	20,000	20,000	20,000
Kalimantan Tengah	23,571	23,571	22,382	22,382	24,914
Kalimantan Selatan	-	-	-	-	-
Kalimantan Timur	-	-	-	-	-
Sulawesi Utara	-	-	-	-	-
Sulawesi Tengah	-	-	-	-	-
Sulawesi Selatan	-	-	-	-	-
Sulawesi Tenggara	-	-	-	-	-
Gorontalo	-	-	-	-	-
Sulawesi Barat	-	-	-	-	-
Maluku	-	-	-	-	-
Maluku Utara	60,500	60,500	60,500	61,994	58,833
Papua Barat	60,000	60,000	60,000	60,000	60,000
Papua	33,136	33,136	33,136	33,136	32,446
Nasional/National	35,796	35,911	35,596	35,838	35,466

Tabel/Table 2.2.3 Harga Produsen Ikan Lele (Rp/Kg) Menurut Provinsi, 2013
Producer Price of Walking Catfish (Rp/Kg) by Province, 2013

Provinsi <i>Province</i> (1)	Januari <i>January</i> (2)	Februari <i>February</i> (3)	Maret <i>March</i> (4)	April <i>April</i> (5)
Aceh	22,000	22,000	22,000	22,000
Sumatera Utara	21,367	21,078	20,854	21,168
Sumatera Barat	19,875	20,115	19,949	20,281
Riau	23,733	23,733	23,733	23,563
Jambi	21,109	21,098	21,778	21,665
Sumatera Selatan	15,027	15,766	15,535	16,074
Bengkulu	19,721	20,849	20,849	20,396
Lampung	13,395	13,497	13,584	13,584
Kep. Bangka Belitung	20,423	20,767	20,825	20,619
Kepulauan Riau	18,635	18,635	18,651	18,697
Jawa Barat	14,959	15,133	15,160	15,160
Jawa Tengah	14,083	14,064	14,167	14,176
D.I. Yogyakarta	12,418	12,527	12,429	12,478
Jawa Timur	12,343	12,258	12,315	12,189
Banten	14,081	14,297	14,782	14,844
Bali	19,349	19,349	19,349	19,349
Nusa Tenggara Barat	-	-	-	-
Nusa Tenggara Timur	27,844	27,844	29,700	29,700
Kalimantan Barat	24,165	23,979	23,608	23,608
Kalimantan Tengah	15,057	15,057	15,057	15,057
Kalimantan Selatan	16,000	16,000	16,000	16,000
Kalimantan Timur	22,500	22,500	22,500	22,500
Sulawesi Utara	22,500	22,500	22,500	22,500
Sulawesi Tengah	25,500	24,621	24,621	25,196
Sulawesi Selatan	16,000	16,000	16,000	16,000
Sulawesi Tenggara	-	-	-	-
Gorontalo	-	-	-	-
Sulawesi Barat	-	-	-	-
Maluku	-	-	-	-
Maluku Utara	26,250	26,250	26,250	26,250
Papua Barat	45,000	45,000	45,000	45,000
Papua	36,000	36,720	36,374	37,523
Nasional/National	20,716	20,801	20,873	20,947

Subsektor Perikanan, Kelompok Budidaya Ikan

Lanjutan Tabel/Continued Table 2.2.3

Provinsi <i>Province</i> (1)	Mei <i>May</i> (6)	Juni <i>June</i> (7)	Juli <i>July</i> (8)	Agustus <i>August</i> (9)
Aceh	22,000	22,000	22,000	22,000
Sumatera Utara	21,392	21,673	21,673	21,618
Sumatera Barat	20,281	20,445	20,609	20,282
Riau	23,633	23,633	24,598	24,322
Jambi	22,009	21,891	22,785	22,334
Sumatera Selatan	15,945	16,243	15,994	15,994
Bengkulu	20,396	20,804	20,804	20,804
Lampung	13,640	13,520	13,887	14,278
Kep. Bangka Belitung	20,582	20,582	20,667	20,740
Kepulauan Riau	18,747	18,842	19,612	19,573
Jawa Barat	15,590	15,606	16,017	16,153
Jawa Tengah	14,187	14,258	14,965	15,294
D.I. Yogyakarta	12,488	12,736	13,300	13,483
Jawa Timur	12,420	12,651	13,257	13,499
Banten	15,186	15,031	15,344	15,344
Bali	19,810	20,753	21,260	22,204
Nusa Tenggara Barat	-	-	-	-
Nusa Tenggara Timur	29,700	30,067	30,067	30,067
Kalimantan Barat	23,608	23,976	24,714	24,714
Kalimantan Tengah	15,057	15,057	15,057	15,057
Kalimantan Selatan	16,000	16,000	16,000	16,000
Kalimantan Timur	22,500	22,500	22,500	22,500
Sulawesi Utara	22,500	22,500	22,500	22,500
Sulawesi Tengah	23,351	23,990	25,909	25,909
Sulawesi Selatan	16,000	16,000	16,000	16,000
Sulawesi Tenggara	-	-	-	-
Gorontalo	-	-	-	-
Sulawesi Barat	-	-	-	-
Maluku	-	-	-	-
Maluku Utara	26,250	26,250	26,250	26,250
Papua Barat	43,785	41,533	41,533	39,090
Papua	37,906	37,018	38,966	39,875
Nasional/National	20,925	20,947	21,343	21,329

Lanjutan Tabel/Continued Table 2.2.3

Provinsi <i>Province</i>	September <i>September</i>	Oktober <i>October</i>	November <i>November</i>	Desember <i>December</i>	Rata-rata <i>Average</i>
<i>(1)</i>	<i>(10)</i>	<i>(11)</i>	<i>(12)</i>	<i>(13)</i>	<i>(14)</i>
Aceh	22,000	22,000	22,000	21,833	21,986
Sumatera Utara	21,332	21,212	20,908	20,984	21,272
Sumatera Barat	20,121	20,632	20,551	20,748	20,324
Riau	24,407	24,407	24,407	24,407	24,048
Jambi	21,657	22,334	21,422	19,876	21,663
Sumatera Selatan	15,994	15,624	15,870	15,579	15,804
Bengkulu	20,804	20,804	21,229	21,229	20,724
Lampung	14,452	14,886	14,609	14,812	14,012
Kep. Bangka Belitung	20,783	20,854	20,747	20,799	20,699
Kepulauan Riau	19,573	19,573	19,573	19,424	19,128
Jawa Barat	16,232	16,974	17,060	17,220	15,939
Jawa Tengah	15,491	15,461	15,309	15,198	14,721
D.I. Yogyakarta	13,306	13,641	13,853	13,664	13,027
Jawa Timur	13,329	13,471	13,733	13,912	12,948
Banten	15,720	15,908	16,205	15,814	15,213
Bali	22,709	23,214	23,214	23,585	21,179
Nusa Tenggara Barat	-	-	-	-	-
Nusa Tenggara Timur	30,067	30,067	30,067	30,067	29,605
Kalimantan Barat	24,899	25,268	25,268	25,268	24,423
Kalimantan Tengah	15,057	15,057	15,057	15,057	15,057
Kalimantan Selatan	16,000	16,000	16,000	16,000	16,000
Kalimantan Timur	22,500	22,500	22,500	22,500	22,500
Sulawesi Utara	22,500	22,500	22,500	22,500	22,500
Sulawesi Tengah	25,909	25,909	25,173	25,173	25,105
Sulawesi Selatan	16,000	16,000	16,000	16,000	16,000
Sulawesi Tenggara	-	-	-	-	-
Gorontalo	-	-	-	-	-
Sulawesi Barat	-	-	-	-	-
Maluku	-	-	-	-	-
Maluku Utara	26,250	26,250	26,250	26,250	26,250
Papua Barat	39,090	39,090	42,510	40,982	42,301
Papua	39,875	40,706	38,646	39,747	38,280
Nasional/National	21,335	21,494	21,506	21,431	21,137

Subsektor Perikanan, Kelompok Budidaya Ikan

Tabel/Table 2.2.4 Harga Produsen Ikan Mas (Rp/Kg) Menurut Provinsi, 2013
Producer Price of Carp (Rp/Kg) by Province, 2013

Provinsi <i>Province</i> (1)	Januari <i>January</i> (2)	Februari <i>February</i> (3)	Maret <i>March</i> (4)	April <i>April</i> (5)
Aceh	40,000	40,000	40,000	40,000
Sumatera Utara	23,006	23,244	23,132	23,338
Sumatera Barat	19,890	19,842	19,842	20,263
Riau	20,600	20,798	20,798	21,031
Jambi	21,796	21,825	21,351	21,616
Sumatera Selatan	24,763	24,735	24,722	24,579
Bengkulu	22,987	22,789	22,789	23,156
Lampung	20,741	21,396	21,339	21,257
Kep. Bangka Belitung	25,000	24,375	24,070	23,511
Kepulauan Riau	-	-	-	-
Jawa Barat	17,631	18,049	18,014	17,757
Jawa Tengah	19,266	19,436	19,183	19,417
D.I. Yogyakarta	16,060	15,797	15,797	15,797
Jawa Timur	17,832	17,465	17,905	17,318
Banten	20,462	21,725	21,478	21,232
Bali	31,500	31,500	31,500	31,500
Nusa Tenggara Barat	-	-	-	-
Nusa Tenggara Timur	40,000	40,000	41,183	41,183
Kalimantan Barat	30,710	30,710	30,862	30,862
Kalimantan Tengah	21,003	21,003	21,291	21,291
Kalimantan Selatan	33,333	33,333	34,333	35,000
Kalimantan Timur	30,600	30,600	30,600	30,600
Sulawesi Utara	25,918	25,848	25,848	26,125
Sulawesi Tengah	36,845	36,845	36,845	36,845
Sulawesi Selatan	36,628	36,628	36,628	36,628
Sulawesi Tenggara	-	-	-	-
Gorontalo	30,000	30,000	32,000	32,000
Sulawesi Barat	-	-	-	-
Maluku	-	-	-	-
Maluku Utara	42,727	44,151	44,151	46,189
Papua Barat	42,911	43,320	43,729	43,729
Papua	38,988	38,988	38,988	38,988
Nasional/National	27,822	27,941	28,088	28,193

Lanjutan Tabel/Continued Table 2.2.4

Provinsi <i>Province</i>	Mei <i>May</i>	Juni <i>June</i>	Juli <i>July</i>	Agustus <i>August</i>
(1)	(6)	(7)	(8)	(9)
Aceh	40,000	40,000	40,000	40,000
Sumatera Utara	23,338	23,448	23,723	23,448
Sumatera Barat	20,344	20,128	20,933	21,099
Riau	21,234	21,638	22,436	22,164
Jambi	21,616	21,747	21,878	22,272
Sumatera Selatan	25,077	25,074	25,427	26,275
Bengkulu	23,156	23,289	23,520	23,520
Lampung	21,083	20,786	21,079	21,708
Kep. Bangka Belitung	23,231	24,713	24,713	23,395
Kepulauan Riau	-	-	-	-
Jawa Barat	17,441	17,136	17,770	17,980
Jawa Tengah	19,821	19,749	20,524	21,856
D.I. Yogyakarta	15,889	15,980	16,488	16,553
Jawa Timur	17,170	17,540	18,206	18,651
Banten	20,897	20,521	21,340	21,745
Bali	31,500	31,500	31,500	31,500
Nusa Tenggara Barat	-	-	-	-
Nusa Tenggara Timur	41,183	41,633	41,633	41,633
Kalimantan Barat	30,862	30,862	30,862	30,862
Kalimantan Tengah	21,440	21,155	20,940	20,940
Kalimantan Selatan	35,000	35,000	35,000	35,000
Kalimantan Timur	30,600	30,600	30,788	31,726
Sulawesi Utara	26,125	26,125	26,255	26,255
Sulawesi Tengah	38,319	38,319	39,446	39,446
Sulawesi Selatan	36,628	36,628	36,628	36,628
Sulawesi Tenggara	-	-	-	-
Gorontalo	32,000	32,000	32,367	32,367
Sulawesi Barat	-	-	-	-
Maluku	-	-	-	-
Maluku Utara	46,189	46,189	46,189	46,189
Papua Barat	44,141	43,217	44,168	43,476
Papua	38,988	38,988	38,988	38,988
Nasional/National	28,269	28,295	28,622	28,729

Subsektor Perikanan, Kelompok Budidaya Ikan

Lanjutan Tabel/Continued Table 2.2.4

Provinsi <i>Province</i>	September <i>September</i>	Oktober <i>October</i>	November <i>November</i>	Desember <i>December</i>	Rata-rata <i>Average</i>
(1)	(10)	(11)	(12)	(13)	(14)
Aceh	40,000	40,000	40,000	40,570	40,047
Sumatera Utara	23,448	23,448	23,504	23,814	23,407
Sumatera Barat	21,027	21,099	21,314	21,066	20,571
Riau	22,301	22,301	22,301	22,622	21,685
Jambi	22,337	22,261	21,800	21,812	21,859
Sumatera Selatan	26,275	26,910	26,981	26,961	25,648
Bengkulu	23,331	23,331	23,091	23,091	23,171
Lampung	20,960	21,409	21,110	21,572	21,203
Kep. Bangka Belitung	22,901	22,901	22,012	22,161	23,582
Kepulauan Riau	-	-	-	-	-
Jawa Barat	17,884	17,292	17,034	17,044	17,586
Jawa Tengah	21,493	21,493	21,520	21,381	20,428
D.I. Yogyakarta	16,488	16,412	16,870	16,877	16,250
Jawa Timur	18,502	18,502	18,316	19,147	18,046
Banten	21,445	21,848	21,848	21,890	21,369
Bali	31,500	31,500	31,500	31,500	31,500
Nusa Tenggara Barat	-	-	-	-	-
Nusa Tenggara Timur	41,633	41,633	41,633	41,843	41,266
Kalimantan Barat	30,862	30,862	30,710	30,710	30,812
Kalimantan Tengah	21,825	21,825	21,825	21,678	21,351
Kalimantan Selatan	35,000	34,333	34,677	34,677	34,557
Kalimantan Timur	31,726	31,726	31,726	31,726	31,085
Sulawesi Utara	26,255	26,255	26,255	26,656	26,160
Sulawesi Tengah	37,255	37,255	37,255	37,255	37,661
Sulawesi Selatan	36,628	36,628	36,628	36,628	36,628
Sulawesi Tenggara	-	-	-	-	-
Gorontalo	31,767	31,767	31,767	31,929	31,664
Sulawesi Barat	-	-	-	-	-
Maluku	-	-	-	-	-
Maluku Utara	46,539	46,189	46,189	47,678	45,714
Papua Barat	44,769	45,033	44,945	46,438	44,156
Papua	38,988	38,988	38,988	38,988	38,988
Nasional/National	28,635	28,637	28,585	28,804	28,385

Tabel/Table 2.2.5 Harga Produsen Ikan Mujair (Rp/Kg) Menurut Provinsi, 2013
Producer Price of Tilapia (Rp/Kg) by Province, 2013

Provinsi <i>Province</i> (1)	Januari <i>January</i> (2)	Februari <i>February</i> (3)	Maret <i>March</i> (4)	April <i>April</i> (5)
Aceh	16,102	16,541	16,586	16,344
Sumatera Utara	20,213	19,835	20,068	20,227
Sumatera Barat	21,643	21,429	20,797	20,797
Riau	-	-	-	-
Jambi	22,834	23,062	24,023	22,294
Sumatera Selatan	14,238	14,457	14,272	13,901
Bengkulu	18,032	18,032	18,032	18,032
Lampung	13,790	14,037	14,037	14,037
Kep. Bangka Belitung	14,517	15,065	15,613	15,613
Kepulauan Riau	20,976	20,976	21,738	21,738
Jawa Barat	12,377	12,521	12,548	12,324
Jawa Tengah	13,095	13,135	13,140	13,047
D.I. Yogyakarta	16,888	17,142	17,827	17,827
Jawa Timur	11,137	10,882	11,194	10,909
Banten	10,830	10,414	10,228	10,416
Bali	15,406	15,406	15,406	15,406
Nusa Tenggara Barat	-	-	-	-
Nusa Tenggara Timur	30,000	30,000	31,500	31,500
Kalimantan Barat	16,913	16,913	16,913	16,913
Kalimantan Tengah	25,612	25,612	25,612	25,612
Kalimantan Selatan	-	-	-	-
Kalimantan Timur	-	-	-	-
Sulawesi Utara	27,379	27,262	27,010	27,290
Sulawesi Tengah	30,275	29,064	29,064	29,064
Sulawesi Selatan	13,922	13,777	13,777	14,210
Sulawesi Tenggara	-	-	-	-
Gorontalo	26,486	26,486	26,486	26,486
Sulawesi Barat	-	-	-	-
Maluku	25,279	24,865	25,025	25,000
Maluku Utara	31,437	31,227	31,227	30,955
Papua Barat	28,984	28,201	28,984	28,984
Papua	32,703	32,200	31,924	32,107
Nasional/National	20,426	20,328	20,501	20,424

Subsektor Perikanan, Kelompok Budidaya Ikan

Lanjutan Tabel/Continued Table 2.2.5

Provinsi <i>Province</i> (1)	Mei <i>May</i> (6)	Juni <i>June</i> (7)	Juli <i>July</i> (8)	Agustus <i>August</i> (9)
Aceh	16,066	16,011	16,796	17,895
Sumatera Utara	20,227	20,373	20,662	20,778
Sumatera Barat	20,465	21,932	23,456	24,642
Riau	-	-	-	-
Jambi	23,307	23,814	24,320	24,668
Sumatera Selatan	13,901	13,901	14,457	14,642
Bengkulu	18,032	18,032	18,834	18,633
Lampung	14,037	14,037	14,406	15,514
Kep. Bangka Belitung	15,613	15,613	15,887	15,339
Kepulauan Riau	21,738	22,981	23,384	23,384
Jawa Barat	12,379	12,510	12,919	13,708
Jawa Tengah	13,212	13,277	13,765	14,009
D.I. Yogyakarta	17,827	17,827	18,719	17,618
Jawa Timur	10,900	11,251	11,452	11,653
Banten	10,877	11,017	11,511	11,641
Bali	15,406	15,406	15,406	15,406
Nusa Tenggara Barat	-	-	-	-
Nusa Tenggara Timur	31,500	32,375	32,375	32,375
Kalimantan Barat	16,913	16,913	16,913	16,913
Kalimantan Tengah	25,612	24,627	24,627	24,627
Kalimantan Selatan	-	-	-	-
Kalimantan Timur	-	-	-	-
Sulawesi Utara	27,476	27,476	28,855	30,430
Sulawesi Tengah	29,064	29,064	30,522	30,522
Sulawesi Selatan	14,346	14,346	14,993	15,577
Sulawesi Tenggara	-	-	-	-
Gorontalo	26,486	26,486	26,486	28,251
Sulawesi Barat	-	-	-	-
Maluku	25,000	24,939	24,939	24,939
Maluku Utara	30,955	30,955	31,614	30,955
Papua Barat	28,984	28,608	28,123	28,608
Papua	32,291	32,474	33,241	34,165
Nasional/National	20,485	20,625	21,102	21,419

Lanjutan Tabel/Continued Table 2.2.5

Provinsi <i>Province</i>	September <i>September</i>	Oktober <i>October</i>	November <i>November</i>	Desember <i>December</i>	Rata-rata <i>Average</i>
<i>(1)</i>	<i>(10)</i>	<i>(11)</i>	<i>(12)</i>	<i>(13)</i>	<i>(14)</i>
Aceh	18,052	18,369	17,735	18,307	17,067
Sumatera Utara	20,778	21,529	20,892	21,221	20,567
Sumatera Barat	24,115	23,720	23,851	24,239	22,590
Riau	-	-	-	-	-
Jambi	23,973	24,320	22,409	22,621	23,470
Sumatera Selatan	14,828	15,185	15,364	15,364	14,543
Bengkulu	18,471	18,471	18,369	18,369	18,278
Lampung	16,253	16,473	16,473	16,473	14,964
Kep. Bangka Belitung	15,202	15,065	15,065	15,386	15,331
Kepulauan Riau	22,286	23,487	23,487	23,487	22,472
Jawa Barat	13,829	14,206	14,368	14,275	13,164
Jawa Tengah	13,980	13,715	13,730	13,544	13,471
D.I. Yogyakarta	16,516	16,516	16,448	16,448	17,300
Jawa Timur	11,624	11,594	11,853	11,897	11,362
Banten	11,511	11,912	11,781	12,092	11,186
Bali	15,406	15,406	15,406	16,689	15,513
Nusa Tenggara Barat	-	-	-	-	-
Nusa Tenggara Timur	32,375	32,375	32,375	33,662	31,868
Kalimantan Barat	16,913	16,913	16,913	16,913	16,913
Kalimantan Tengah	24,627	24,627	24,627	24,627	25,037
Kalimantan Selatan	-	-	-	-	-
Kalimantan Timur	-	-	-	-	-
Sulawesi Utara	29,445	29,445	29,248	29,912	28,436
Sulawesi Tengah	29,051	29,051	30,580	29,929	29,604
Sulawesi Selatan	15,967	15,967	15,967	15,546	14,866
Sulawesi Tenggara	-	-	-	-	-
Gorontalo	26,233	24,485	26,233	26,233	26,403
Sulawesi Barat	-	-	-	-	-
Maluku	24,939	24,939	24,939	24,939	24,979
Maluku Utara	32,098	32,767	31,043	31,152	31,366
Papua Barat	29,093	29,093	30,224	29,459	28,945
Papua	34,165	34,699	34,432	34,725	33,260
Nasional/National	21,220	21,320	21,300	21,443	20,883

Subsektor Perikanan, Kelompok Budidaya Ikan

Tabel/Table 2.2.6 Harga Produsen Ikan Nila (Rp/Kg) Menurut Provinsi, 2013
Producer Price of Nile Tilapia (Rp/Kg) by Province, 2013

Provinsi <i>Province</i> (1)	Januari <i>January</i> (2)	Februari <i>February</i> (3)	Maret <i>March</i> (4)	April <i>April</i> (5)
Aceh	21,667	21,667	22,750	22,750
Sumatera Utara	20,464	20,394	20,476	20,701
Sumatera Barat	17,900	17,802	18,181	18,372
Riau	19,275	19,430	19,275	19,816
Jambi	21,235	21,308	20,885	20,808
Sumatera Selatan	22,970	23,294	23,294	22,909
Bengkulu	19,000	19,780	20,301	20,301
Lampung	11,879	12,185	12,185	12,395
Kep. Bangka Belitung	16,678	16,637	16,600	16,515
Kepulauan Riau	20,426	20,426	21,243	21,243
Jawa Barat	13,210	13,136	13,009	13,091
Jawa Tengah	13,713	13,713	13,817	13,989
D.I. Yogyakarta	13,489	13,438	13,513	13,648
Jawa Timur	13,635	14,023	14,239	13,926
Banten	13,102	13,355	13,745	13,656
Bali	17,084	17,084	17,084	17,754
Nusa Tenggara Barat	-	-	-	-
Nusa Tenggara Timur	43,333	43,333	44,000	44,000
Kalimantan Barat	22,521	22,811	22,521	22,521
Kalimantan Tengah	24,904	25,047	24,331	24,331
Kalimantan Selatan	29,333	29,333	30,000	30,000
Kalimantan Timur	27,114	27,114	27,375	27,375
Sulawesi Utara	20,053	19,890	19,810	19,959
Sulawesi Tengah	25,523	25,523	25,523	25,523
Sulawesi Selatan	12,533	12,533	12,533	12,533
Sulawesi Tenggara	-	-	-	-
Gorontalo	25,667	25,667	25,667	25,667
Sulawesi Barat	-	-	-	-
Maluku	-	-	-	-
Maluku Utara	42,822	42,667	42,667	42,667
Papua Barat	36,207	35,302	36,207	36,207
Papua	37,333	37,333	37,333	37,333
Nasional/National	22,252	22,294	22,449	22,500

Lanjutan Tabel/Continued Table 2.2.6

Provinsi <i>Province</i> (1)	Mei <i>May</i> (6)	Juni <i>June</i> (7)	Juli <i>July</i> (8)	Agustus <i>August</i> (9)
Aceh	22,382	21,836	21,836	22,928
Sumatera Utara	21,032	20,701	20,375	20,538
Sumatera Barat	17,980	18,036	18,507	18,902
Riau	19,816	19,816	20,932	20,733
Jambi	20,897	21,014	21,287	21,638
Sumatera Selatan	22,909	23,136	23,232	24,384
Bengkulu	20,301	19,635	20,966	20,966
Lampung	12,524	12,486	12,971	13,614
Kep. Bangka Belitung	16,622	16,712	16,712	16,786
Kepulauan Riau	22,517	22,517	22,517	22,517
Jawa Barat	13,091	13,299	13,982	14,140
Jawa Tengah	13,908	13,732	14,155	15,208
D.I. Yogyakarta	13,651	13,716	14,246	14,456
Jawa Timur	13,860	13,860	14,140	14,341
Banten	13,894	13,653	14,147	14,035
Bali	17,754	17,754	17,754	17,754
Nusa Tenggara Barat	-	-	-	-
Nusa Tenggara Timur	44,000	44,515	44,515	44,515
Kalimantan Barat	22,376	22,665	22,954	22,954
Kalimantan Tengah	24,331	24,160	24,206	23,911
Kalimantan Selatan	29,750	29,234	30,438	31,298
Kalimantan Timur	27,375	27,375	27,565	27,565
Sulawesi Utara	20,096	20,096	21,265	21,704
Sulawesi Tengah	24,247	24,247	25,658	27,138
Sulawesi Selatan	12,533	12,533	12,533	12,533
Sulawesi Tenggara	-	-	-	-
Gorontalo	25,667	25,667	26,889	29,333
Sulawesi Barat	-	-	-	-
Maluku	-	-	-	-
Maluku Utara	42,667	42,667	43,472	43,472
Papua Barat	36,207	36,207	35,302	36,207
Papua	37,333	37,333	37,333	37,333
Nasional/National	22,490	22,450	22,853	23,246

Subsektor Perikanan, Kelompok Budidaya Ikan

Lanjutan Tabel/Continued Table 2.2.6

Provinsi <i>Province</i>	September <i>September</i>	Oktober <i>October</i>	November <i>November</i>	Desember <i>December</i>	Rata-rata <i>Average</i>
(1)	(10)	(11)	(12)	(13)	(14)
Aceh	22,928	24,046	21,809	21,809	22,367
Sumatera Utara	20,538	20,212	20,375	20,375	20,515
Sumatera Barat	18,705	18,848	18,948	18,900	18,423
Riau	20,873	21,433	21,433	21,892	20,394
Jambi	21,287	21,603	21,560	21,525	21,254
Sumatera Selatan	24,192	25,344	25,920	25,920	23,959
Bengkulu	22,150	22,488	21,304	21,464	20,721
Lampung	13,888	14,183	14,718	15,246	13,190
Kep. Bangka Belitung	16,786	16,786	16,680	16,896	16,701
Kepulauan Riau	22,517	22,160	20,993	20,993	21,672
Jawa Barat	13,767	13,853	13,759	13,804	13,512
Jawa Tengah	14,690	14,931	14,931	14,932	14,310
D.I. Yogyakarta	13,998	13,687	13,839	13,797	13,790
Jawa Timur	14,516	14,516	14,225	14,456	14,145
Banten	14,035	14,486	14,245	15,177	13,961
Bali	17,754	17,754	17,754	17,754	17,586
Nusa Tenggara Barat	-	-	-	-	-
Nusa Tenggara Timur	44,515	44,515	44,515	44,837	44,216
Kalimantan Barat	23,098	22,954	23,098	23,098	22,798
Kalimantan Tengah	23,911	23,616	23,911	23,623	24,190
Kalimantan Selatan	31,126	30,954	30,438	30,438	30,195
Kalimantan Timur	27,565	27,565	27,565	27,565	27,427
Sulawesi Utara	21,534	21,534	21,390	21,706	20,753
Sulawesi Tengah	27,138	27,138	27,138	27,138	25,994
Sulawesi Selatan	12,533	12,533	12,533	12,533	12,533
Sulawesi Tenggara	-	-	-	-	-
Gorontalo	26,889	25,911	24,444	24,444	25,993
Sulawesi Barat	-	-	-	-	-
Maluku	-	-	-	-	-
Maluku Utara	45,683	45,683	43,472	43,752	43,475
Papua Barat	35,302	35,664	36,569	36,112	35,958
Papua	37,333	37,333	37,333	37,333	37,333
Nasional/National	23,187	23,276	23,032	23,126	22,763

Tabel/Table 2.2.7 Harga Produsen Ikan Patin (Rp/Kg) Menurut Provinsi, 2013
Producer Price of Pangas Catfish (Rp/Kg) by Province, 2013

Provinsi <i>Province</i> (1)	Januari <i>January</i> (2)	Februari <i>February</i> (3)	Maret <i>March</i> (4)	April <i>April</i> (5)
Aceh	-	-	-	-
Sumatera Utara	-	-	-	-
Sumatera Barat	21,968	21,851	21,396	21,396
Riau	16,310	16,059	16,430	16,240
Jambi	12,410	12,423	12,628	12,871
Sumatera Selatan	13,138	13,215	13,164	12,910
Bengkulu	20,000	20,000	20,000	20,000
Lampung	10,924	10,924	10,975	10,975
Kep. Bangka Belitung	18,893	18,562	18,802	18,802
Kepulauan Riau	-	-	-	-
Jawa Barat	12,628	12,628	12,628	12,628
Jawa Tengah	16,957	16,875	16,948	16,943
D.I. Yogyakarta	14,089	14,131	14,373	14,319
Jawa Timur	22,500	22,500	22,500	22,500
Banten	17,000	17,000	17,000	17,000
Bali	30,800	30,800	30,800	30,800
Nusa Tenggara Barat	-	-	-	-
Nusa Tenggara Timur	-	-	-	-
Kalimantan Barat	20,000	20,000	20,000	20,000
Kalimantan Tengah	20,427	20,785	20,499	20,680
Kalimantan Selatan	19,625	19,625	19,125	19,512
Kalimantan Timur	20,992	20,992	20,992	20,992
Sulawesi Utara	-	-	-	-
Sulawesi Tengah	-	-	-	-
Sulawesi Selatan	-	-	-	-
Sulawesi Tenggara	-	-	-	-
Gorontalo	-	-	-	-
Sulawesi Barat	-	-	-	-
Maluku	-	-	-	-
Maluku Utara	-	-	-	-
Papua Barat	-	-	-	-
Papua	-	-	-	-
Nasional/National	18,156	18,139	18,133	18,151

Subsektor Perikanan, Kelompok Budidaya Ikan

Lanjutan Tabel/Continued Table 2.2.7

Provinsi <i>Province</i> (1)	Mei <i>May</i> (6)	Juni <i>June</i> (7)	Juli <i>July</i> (8)	Agustus <i>August</i> (9)
Aceh	-	-	-	-
Sumatera Utara	-	-	-	-
Sumatera Barat	21,396	21,396	21,851	21,851
Riau	16,240	16,240	16,880	16,624
Jambi	12,644	12,807	13,052	13,338
Sumatera Selatan	12,910	13,185	13,382	12,988
Bengkulu	20,000	20,000	20,500	20,500
Lampung	10,954	11,017	11,295	11,252
Kep. Bangka Belitung	18,922	18,922	19,524	19,524
Kepulauan Riau	-	-	-	-
Jawa Barat	12,628	12,628	12,628	12,628
Jawa Tengah	16,943	16,943	17,698	18,033
D.I. Yogyakarta	14,319	14,319	14,429	14,612
Jawa Timur	22,500	22,500	22,500	22,500
Banten	17,000	17,000	17,000	17,000
Bali	30,800	30,800	30,800	30,800
Nusa Tenggara Barat	-	-	-	-
Nusa Tenggara Timur	-	-	-	-
Kalimantan Barat	20,000	20,000	20,000	20,000
Kalimantan Tengah	20,767	20,850	20,896	20,708
Kalimantan Selatan	19,257	19,642	20,413	20,413
Kalimantan Timur	20,992	21,492	22,335	24,014
Sulawesi Utara	-	-	-	-
Sulawesi Tengah	-	-	-	-
Sulawesi Selatan	-	-	-	-
Sulawesi Tenggara	-	-	-	-
Gorontalo	-	-	-	-
Sulawesi Barat	-	-	-	-
Maluku	-	-	-	-
Maluku Utara	-	-	-	-
Papua Barat	-	-	-	-
Papua	-	-	-	-
Nasional/National	18,134	18,220	18,540	18,634

Lanjutan Tabel/Continued Table 2.2.7

Provinsi <i>Province</i>	September <i>September</i>	Oktober <i>October</i>	November <i>November</i>	Desember <i>December</i>	Rata-rata <i>Average</i>
<i>(1)</i>	<i>(10)</i>	<i>(11)</i>	<i>(12)</i>	<i>(13)</i>	<i>(14)</i>
Aceh	-	-	-	-	-
Sumatera Utara	-	-	-	-	-
Sumatera Barat	20,941	20,486	20,486	20,486	21,292
Riau	16,754	16,754	16,884	17,028	16,537
Jambi	13,338	13,551	13,551	13,987	13,050
Sumatera Selatan	12,988	12,600	13,376	13,328	13,099
Bengkulu	20,500	20,500	20,500	20,500	20,250
Lampung	11,189	11,189	11,342	11,390	11,119
Kep. Bangka Belitung	19,524	19,461	19,712	19,479	19,177
Kepulauan Riau	-	-	-	-	-
Jawa Barat	12,628	12,628	12,880	12,880	12,670
Jawa Tengah	18,117	18,369	18,033	18,978	17,570
D.I. Yogyakarta	14,612	14,833	15,727	15,638	14,617
Jawa Timur	22,500	22,500	22,684	22,684	22,531
Banten	17,000	17,000	17,000	17,000	17,000
Bali	30,800	30,800	30,800	30,800	30,800
Nusa Tenggara Barat	-	-	-	-	-
Nusa Tenggara Timur	-	-	-	-	-
Kalimantan Barat	20,000	20,000	20,000	20,000	20,000
Kalimantan Tengah	20,326	20,803	21,109	21,048	20,742
Kalimantan Selatan	20,670	20,670	20,670	20,670	20,024
Kalimantan Timur	24,014	24,014	23,944	23,944	22,393
Sulawesi Utara	-	-	-	-	-
Sulawesi Tengah	-	-	-	-	-
Sulawesi Selatan	-	-	-	-	-
Sulawesi Tenggara	-	-	-	-	-
Gorontalo	-	-	-	-	-
Sulawesi Barat	-	-	-	-	-
Maluku	-	-	-	-	-
Maluku Utara	-	-	-	-	-
Papua Barat	-	-	-	-	-
Papua	-	-	-	-	-
Nasional/National	18,582	18,598	18,747	18,814	18,404

Subsektor Perikanan, Kelompok Budidaya Ikan

Tabel/Table 2.2.8 Harga Produsen Udang Air Tawar (Rp/Kg) Menurut Provinsi, 2013
Producer Price of Fresh Water Shrimp (Rp/Kg) by Province, 2013

Provinsi <i>Province</i> (1)	Januari <i>January</i> (2)	Februari <i>February</i> (3)	Maret <i>March</i> (4)	April <i>April</i> (5)
Aceh	56,016	55,792	55,256	57,328
Sumatera Utara	36,250	36,711	36,359	36,359
Sumatera Barat	-	-	-	-
Riau	-	-	-	-
Jambi	-	-	-	-
Sumatera Selatan	45,581	44,179	44,179	45,581
Bengkulu	-	-	-	-
Lampung	-	-	-	-
Kep. Bangka Belitung	-	-	-	-
Kepulauan Riau	-	-	-	-
Jawa Barat	46,833	46,500	46,500	46,122
Jawa Tengah	55,075	54,887	54,481	53,452
D.I. Yogyakarta	-	-	-	-
Jawa Timur	52,873	53,224	53,050	53,670
Banten	46,033	45,705	45,517	46,554
Bali	57,881	57,881	57,881	57,881
Nusa Tenggara Barat	-	-	-	-
Nusa Tenggara Timur	-	-	-	-
Kalimantan Barat	80,000	80,000	80,000	80,000
Kalimantan Tengah	53,180	53,180	53,675	52,933
Kalimantan Selatan	-	-	-	-
Kalimantan Timur	-	-	-	-
Sulawesi Utara	-	-	-	-
Sulawesi Tengah	57,419	58,567	58,783	58,783
Sulawesi Selatan	39,215	39,215	39,504	39,504
Sulawesi Tenggara	60,000	60,000	60,000	60,000
Gorontalo	-	-	-	-
Sulawesi Barat	-	-	-	-
Maluku	-	-	-	-
Maluku Utara	45,100	45,100	45,100	45,100
Papua Barat	-	-	-	-
Papua	-	-	-	-
Nasional/National	52,247	52,210	52,163	52,376

Lanjutan Tabel/Continued Table 2.2.8

Provinsi <i>Province</i> (1)	Mei <i>May</i> (6)	Juni <i>June</i> (7)	Juli <i>July</i> (8)	Agustus <i>August</i> (9)
Aceh	57,328	56,134	57,328	57,328
Sumatera Utara	36,359	35,980	36,363	36,363
Sumatera Barat	-	-	-	-
Riau	-	-	-	-
Jambi	-	-	-	-
Sumatera Selatan	45,581	45,581	45,581	45,581
Bengkulu	-	-	-	-
Lampung	-	-	-	-
Kep. Bangka Belitung	-	-	-	-
Kepulauan Riau	-	-	-	-
Jawa Barat	45,874	46,205	47,198	46,867
Jawa Tengah	54,069	55,508	58,645	56,219
D.I. Yogyakarta	-	-	-	-
Jawa Timur	53,528	53,386	53,967	54,429
Banten	46,309	47,106	48,119	47,717
Bali	57,881	57,881	57,881	57,881
Nusa Tenggara Barat	-	-	-	-
Nusa Tenggara Timur	-	-	-	-
Kalimantan Barat	80,000	80,000	80,000	80,000
Kalimantan Tengah	53,180	53,180	53,180	53,180
Kalimantan Selatan	-	-	-	-
Kalimantan Timur	-	-	-	-
Sulawesi Utara	-	-	-	-
Sulawesi Tengah	58,783	58,783	58,783	58,783
Sulawesi Selatan	39,504	39,504	39,504	39,903
Sulawesi Tenggara	60,000	60,000	60,000	60,000
Gorontalo	-	-	-	-
Sulawesi Barat	-	-	-	-
Maluku	-	-	-	-
Maluku Utara	45,100	45,100	45,100	45,100
Papua Barat	-	-	-	-
Papua	-	-	-	-
Nasional/National	52,393	52,453	52,975	52,811

Subsektor Perikanan, Kelompok Budidaya Ikan

Lanjutan Tabel/Continued Table 2.2.8

Provinsi <i>Province</i>	September <i>September</i>	Oktober <i>October</i>	November <i>November</i>	Desember <i>December</i>	Rata-rata <i>Average</i>
<i>(1)</i>	<i>(10)</i>	<i>(11)</i>	<i>(12)</i>	<i>(13)</i>	<i>(14)</i>
Aceh	56,612	56,612	57,953	59,462	56,929
Sumatera Utara	36,415	36,415	36,847	37,326	36,479
Sumatera Barat	-	-	-	-	-
Riau	-	-	-	-	-
Jambi	-	-	-	-	-
Sumatera Selatan	46,283	46,283	46,283	46,283	45,581
Bengkulu	-	-	-	-	-
Lampung	-	-	-	-	-
Kep. Bangka Belitung	-	-	-	-	-
Kepulauan Riau	-	-	-	-	-
Jawa Barat	46,536	46,389	46,241	46,887	46,513
Jawa Tengah	57,836	57,634	58,119	56,410	56,028
D.I. Yogyakarta	-	-	-	-	-
Jawa Timur	55,473	55,052	55,394	55,394	54,120
Banten	47,201	47,545	46,684	47,007	46,791
Bali	57,881	57,881	57,881	59,232	57,994
Nusa Tenggara Barat	-	-	-	-	-
Nusa Tenggara Timur	-	-	-	-	-
Kalimantan Barat	80,000	80,000	80,000	80,000	80,000
Kalimantan Tengah	54,442	54,442	54,442	54,442	53,622
Kalimantan Selatan	-	-	-	-	-
Kalimantan Timur	-	-	-	-	-
Sulawesi Utara	-	-	-	-	-
Sulawesi Tengah	58,783	58,173	58,173	54,198	58,168
Sulawesi Selatan	39,903	37,623	36,263	36,263	38,826
Sulawesi Tenggara	60,000	60,000	60,000	60,000	60,000
Gorontalo	-	-	-	-	-
Sulawesi Barat	-	-	-	-	-
Maluku	-	-	-	-	-
Maluku Utara	45,100	45,100	45,100	45,100	45,100
Papua Barat	-	-	-	-	-
Papua	-	-	-	-	-
Nasional/National	53,033	52,796	52,813	52,715	52,582

Tabel/Table 2.2.9 Harga Produsen Kepiting (Rp/Kg) Menurut Provinsi, 2013
Producer Price of Crab (Rp/Kg) by Province, 2013

Provinsi <i>Province</i> (1)	Januari <i>January</i> (2)	Februari <i>February</i> (3)	Maret <i>March</i> (4)	April <i>April</i> (5)
Aceh	28,920	28,920	28,920	28,920
Sumatera Utara	21,111	21,111	21,111	21,111
Sumatera Barat	-	-	-	-
Riau	-	-	-	-
Jambi	-	-	-	-
Sumatera Selatan	-	-	-	-
Bengkulu	-	-	-	-
Lampung	-	-	-	-
Kep. Bangka Belitung	26,715	26,715	26,715	26,715
Kepulauan Riau	46,027	46,027	46,027	46,027
Jawa Barat	33,467	35,986	35,010	35,010
Jawa Tengah	-	-	-	-
D.I. Yogyakarta	-	-	-	-
Jawa Timur	36,952	36,952	36,952	36,952
Banten	26,563	25,357	25,357	25,357
Bali	-	-	-	-
Nusa Tenggara Barat	-	-	-	-
Nusa Tenggara Timur	23,377	23,377	24,546	24,546
Kalimantan Barat	-	-	-	-
Kalimantan Tengah	30,000	30,000	30,000	30,000
Kalimantan Selatan	-	-	-	-
Kalimantan Timur	-	-	-	-
Sulawesi Utara	19,603	19,603	19,603	19,603
Sulawesi Tengah	35,489	36,199	32,579	32,579
Sulawesi Selatan	21,837	21,837	20,746	20,746
Sulawesi Tenggara	-	-	-	-
Gorontalo	-	-	-	-
Sulawesi Barat	-	-	-	-
Maluku	-	-	-	-
Maluku Utara	-	-	-	-
Papua Barat	-	-	-	-
Papua	30,000	30,000	30,000	30,000
Nasional/National	29,235	29,391	29,043	29,043

Subsektor Perikanan, Kelompok Budidaya Ikan

Lanjutan Tabel/Continued Table 2.2.9

Provinsi <i>Province</i> (1)	Mei <i>May</i> (6)	Juni <i>June</i> (7)	Juli <i>July</i> (8)	Agustus <i>August</i> (9)
Aceh	28,920	28,920	27,267	27,267
Sumatera Utara	21,111	21,111	20,709	21,399
Sumatera Barat	-	-	-	-
Riau	-	-	-	-
Jambi	-	-	-	-
Sumatera Selatan	-	-	-	-
Bengkulu	-	-	-	-
Lampung	-	-	-	-
Kep. Bangka Belitung	26,715	26,715	26,715	29,387
Kepulauan Riau	46,027	46,027	46,027	46,027
Jawa Barat	35,010	35,010	35,010	35,010
Jawa Tengah	-	-	-	-
D.I. Yogyakarta	-	-	-	-
Jawa Timur	35,549	35,549	37,828	37,828
Banten	26,459	26,459	27,562	27,562
Bali	-	-	-	-
Nusa Tenggara Barat	-	-	-	-
Nusa Tenggara Timur	24,546	24,792	24,792	24,792
Kalimantan Barat	-	-	-	-
Kalimantan Tengah	30,000	30,000	30,000	30,000
Kalimantan Selatan	-	-	-	-
Kalimantan Timur	-	-	-	-
Sulawesi Utara	19,603	19,603	19,603	19,603
Sulawesi Tengah	32,579	32,579	34,045	34,045
Sulawesi Selatan	20,746	20,746	22,198	22,198
Sulawesi Tenggara	-	-	-	-
Gorontalo	-	-	-	-
Sulawesi Barat	-	-	-	-
Maluku	-	-	-	-
Maluku Utara	-	-	-	-
Papua Barat	-	-	-	-
Papua	30,000	30,000	30,000	30,000
Nasional/National	29,020	29,039	29,366	29,624

Lanjutan Tabel/Continued Table 2.2.9

Provinsi <i>Province</i>	September <i>September</i>	Oktober <i>October</i>	November <i>November</i>	Desember <i>December</i>	Rata-rata <i>Average</i>
<i>(1)</i>	<i>(10)</i>	<i>(11)</i>	<i>(12)</i>	<i>(13)</i>	<i>(14)</i>
Aceh	27,267	27,267	27,267	29,014	28,239
Sumatera Utara	21,399	21,399	21,221	22,581	21,281
Sumatera Barat	-	-	-	-	-
Riau	-	-	-	-	-
Jambi	-	-	-	-	-
Sumatera Selatan	-	-	-	-	-
Bengkulu	-	-	-	-	-
Lampung	-	-	-	-	-
Kep. Bangka Belitung	29,387	29,387	28,652	28,652	27,706
Kepulauan Riau	46,027	46,027	46,027	46,027	46,027
Jawa Barat	35,010	35,010	35,010	35,010	34,962
Jawa Tengah	-	-	-	-	-
D.I. Yogyakarta	-	-	-	-	-
Jawa Timur	35,549	35,549	35,549	36,917	36,511
Banten	28,664	28,664	28,664	29,767	27,203
Bali	-	-	-	-	-
Nusa Tenggara Barat	-	-	-	-	-
Nusa Tenggara Timur	24,792	24,792	24,792	24,792	24,494
Kalimantan Barat	-	-	-	-	-
Kalimantan Tengah	30,000	30,000	31,000	31,000	30,167
Kalimantan Selatan	-	-	-	-	-
Kalimantan Timur	-	-	-	-	-
Sulawesi Utara	19,603	19,603	19,603	19,603	19,603
Sulawesi Tengah	32,829	34,092	34,092	35,641	33,896
Sulawesi Selatan	21,405	22,228	22,228	23,239	21,679
Sulawesi Tenggara	-	-	-	-	-
Gorontalo	-	-	-	-	-
Sulawesi Barat	-	-	-	-	-
Maluku	-	-	-	-	-
Maluku Utara	-	-	-	-	-
Papua Barat	-	-	-	-	-
Papua	30,000	30,000	30,000	30,000	30,000
Nasional/National	29,379	29,540	29,547	30,172	29,367

Subsektor Perikanan, Kelompok Budidaya Ikan

Tabel/Table 2.2.10 Harga Produsen Rumput Laut (Rp/Kg) Menurut Provinsi, 2013
Producer Price of Seaweed (Rp/Kg) by Province, 2013

Provinsi <i>Province</i> (1)	Januari <i>January</i> (2)	Februari <i>February</i> (3)	Maret <i>March</i> (4)	April <i>April</i> (5)
Aceh	-	-	-	-
Sumatera Utara	-	-	-	-
Sumatera Barat	-	-	-	-
Riau	-	-	-	-
Jambi	-	-	-	-
Sumatera Selatan	-	-	-	-
Bengkulu	-	-	-	-
Lampung	-	-	-	-
Kep. Bangka Belitung	-	-	-	-
Kepulauan Riau	3,900	3,900	3,900	3,900
Jawa Barat	4,000	4,000	4,000	4,000
Jawa Tengah	3,507	3,507	3,507	3,507
D.I. Yogyakarta	-	-	-	-
Jawa Timur	6,253	6,253	6,253	6,493
Banten	-	-	-	-
Bali	-	-	-	-
Nusa Tenggara Barat	4,000	4,000	4,000	4,150
Nusa Tenggara Timur	5,281	5,281	5,281	5,254
Kalimantan Barat	-	-	-	-
Kalimantan Tengah	-	-	-	-
Kalimantan Selatan	-	-	-	-
Kalimantan Timur	-	-	-	-
Sulawesi Utara	-	-	-	-
Sulawesi Tengah	3,770	3,770	3,770	3,770
Sulawesi Selatan	6,056	6,208	6,261	6,380
Sulawesi Tenggara	6,500	6,760	7,098	6,956
Gorontalo	-	-	-	-
Sulawesi Barat	-	-	-	-
Maluku	3,774	3,914	4,025	4,267
Maluku Utara	8,400	8,344	8,317	8,317
Papua Barat	-	-	-	-
Papua	-	-	-	-
Nasional/National	5,040	5,085	5,128	5,181

Lanjutan Tabel/Continued Table 2.2.10

Provinsi <i>Province</i>	Mei <i>May</i>	Juni <i>June</i>	Juli <i>July</i>	Agustus <i>August</i>
(1)	(6)	(7)	(8)	(9)
Aceh	-	-	-	-
Sumatera Utara	-	-	-	-
Sumatera Barat	-	-	-	-
Riau	-	-	-	-
Jambi	-	-	-	-
Sumatera Selatan	-	-	-	-
Bengkulu	-	-	-	-
Lampung	-	-	-	-
Kep. Bangka Belitung	-	-	-	-
Kepulauan Riau	3,900	4,064	4,064	4,064
Jawa Barat	4,000	4,000	4,000	4,000
Jawa Tengah	3,507	3,507	3,875	3,875
D.I. Yogyakarta	-	-	-	-
Jawa Timur	6,493	6,493	7,188	6,932
Banten	-	-	-	-
Bali	-	-	-	-
Nusa Tenggara Barat	4,150	4,150	4,231	4,069
Nusa Tenggara Timur	5,301	5,330	5,516	5,516
Kalimantan Barat	-	-	-	-
Kalimantan Tengah	-	-	-	-
Kalimantan Selatan	-	-	-	-
Kalimantan Timur	-	-	-	-
Sulawesi Utara	-	-	-	-
Sulawesi Tengah	3,770	4,093	4,531	4,681
Sulawesi Selatan	6,391	6,565	6,458	6,671
Sulawesi Tenggara	6,817	6,866	7,278	7,278
Gorontalo	-	-	-	-
Sulawesi Barat	-	-	-	-
Maluku	4,091	4,209	4,209	4,209
Maluku Utara	8,371	8,371	8,371	8,309
Papua Barat	-	-	-	-
Papua	-	-	-	-
Nasional/National	5,163	5,241	5,429	5,418

Subsektor Perikanan, Kelompok Budidaya Ikan

Lanjutan Tabel/Continued Table 2.2.10

Provinsi <i>Province</i>	September <i>September</i>	Oktober <i>October</i>	November <i>November</i>	Desember <i>December</i>	Rata-rata <i>Average</i>
<i>(1)</i>	<i>(10)</i>	<i>(11)</i>	<i>(12)</i>	<i>(13)</i>	<i>(14)</i>
Aceh	-	-	-	-	-
Sumatera Utara	-	-	-	-	-
Sumatera Barat	-	-	-	-	-
Riau	-	-	-	-	-
Jambi	-	-	-	-	-
Sumatera Selatan	-	-	-	-	-
Bengkulu	-	-	-	-	-
Lampung	-	-	-	-	-
Kep. Bangka Belitung	-	-	-	-	-
Kepulauan Riau	4,064	4,064	4,064	4,064	3,996
Jawa Barat	4,000	4,000	4,000	4,000	4,000
Jawa Tengah	4,019	4,019	4,055	4,055	3,745
D.I. Yogyakarta	-	-	-	-	-
Jawa Timur	7,188	7,445	7,188	7,170	6,779
Banten	-	-	-	-	-
Bali	-	-	-	-	-
Nusa Tenggara Barat	4,069	4,231	4,390	4,420	4,155
Nusa Tenggara Timur	5,516	5,516	5,561	5,561	5,410
Kalimantan Barat	-	-	-	-	-
Kalimantan Tengah	-	-	-	-	-
Kalimantan Selatan	-	-	-	-	-
Kalimantan Timur	-	-	-	-	-
Sulawesi Utara	-	-	-	-	-
Sulawesi Tengah	4,805	4,831	4,831	4,841	4,289
Sulawesi Selatan	7,182	7,371	8,046	8,150	6,812
Sulawesi Tenggara	7,278	7,459	7,459	7,404	7,096
Gorontalo	-	-	-	-	-
Sulawesi Barat	-	-	-	-	-
Maluku	4,556	4,135	4,002	4,039	4,119
Maluku Utara	8,384	8,384	8,384	8,384	8,361
Papua Barat	-	-	-	-	-
Papua	-	-	-	-	-
Nasional/National	5,551	5,587	5,635	5,645	5,342

DATA

Mencerdaskan Bangsa

<http://www.bps.go.id>



Badan Pusat Statistik

Jl. Dr. Sutomo No. 6-8, Kotak Pos 1003, Jakarta - 10010

Telepon : 3841195, 3842508, 3810291 - 5

telex : 45159, 45169, 45375, 45385

Fax : 3857046, E-mail : bpsHQ@bps.go.id

Homepage : <http://www.bps.go.id>

