



Katalog BPS: 8202006

BULETIN
STATISTIK PERDAGANGAN LUAR NEGERI
FOREIGN TRADE STATISTICAL BULLETIN

IMPOR/IMPORTS

Juni
June

2010



KATA PENGANTAR

Publikasi Statistik Impor Juni merupakan kelanjutan dari publikasi sebelumnya yang diterbitkan secara bulanan oleh Badan Pusat Statistik (BPS). Publikasi ini berisi data yang merupakan hasil pengolahan dokumen, baik yang berupa soft copy maupun hard copy. Data yang disajikan dalam publikasi ini, mencakup :

- A. Impor menurut Golongan Barang HS, Golongan Barang SITC, Komoditi (HS), Negara Asal, Pelabuhan Impor, Negara Asal dan Lima Golongan Barang Utama SITC 3 digit, Komoditi tertentu dan Negara Asal Utama
- B. Impor Kawasan Berikat menurut Golongan Barang HS 2 digit, Golongan Barang SITC, Negara Asal, Provinsi dan Pelabuhan Impor

Ucapan terima kasih dan penghargaan yang setinggi-tingginya disampaikan kepada seluruh aparat Bea dan Cukai serta Bank Indonesia yang telah secara teratur dan berkesinambungan mengirimkan dokumen PIB, juga kepada PT. Pertamina yang telah memberikan data impor minyak dan gas secara rutin. Selanjutnya, kepada semua pihak yang telah banyak membantu Badan Pusat Statistik sehingga memungkinkan diterbitkannya publikasi ini, juga disampaikan terima kasih.

Akhirnya, kami mengharapkan semoga publikasi ini dapat bermanfaat bagi pemakai.

Jakarta, September 2010
Badan Pusat Statistik
Kepala,

Dr. RUSMAN HERIAWAN
NIP. 340003999

FOREWORD

The monthly publication of import statistics, is a sequential issue from the preceding publication which developed by The BPS-Statistics Indonesia. This Publication contains the data of imports document on both softcopy and hardcopy. The data in this publication covered:

- A. Import by HS Commodity Groups, SITC Commodity Groups, Commodity (HS), Country of Origin, Port of Importation, Country of Origin and Five Major SITC Commodity Group, Certain Commodities import by Main Country of Origin
- B. Bonded Zone import by Commodity 2 Digits HS, by SITC Commodity Group, Country of Origin, by Province and port of Importation

Deeply gratitude and the highest appreciation are due to the Custom Officers and Bank of Indonesia of their contribution of regularly in sending documents, and also to PT. Pertamina for the best cooperation in supporting data of oil and gas so that BPS published this edition successfully.

Finally, it is hoped that this publication would be useful for users.

Jakarta, September 2010
BPS-Statistics Indonesia

Dr. RUSMAN HERIAWAN
Director General

PENJELASAN

1. DAERAH PENCATATAN

Daerah pencatatan statistik dalam publikasi ini meliputi seluruh wilayah Republik Indonesia.

2. SUMBER DOKUMEN

Statistik dikumpulkan berdasarkan dokumen impor (Pemberitahuan Impor Barang (PIB - BC 2.0) dan Pemberitahuan Pengangkutan Barang Impor (PPBI – BC 2.3) yang diisi oleh importir. Dokumen PIB - BC 2.0 dan PPBI - BC 2.3 diterima dari Bea dan Cukai dan berlaku sejak April 1997 berdasarkan Surat Keputusan Menteri Keuangan nomor 101/KMK.05/1997 tanggal 10 Maret 1997.

3. SISTEM PERDAGANGAN

Sistem pencatatan Statistik Perdagangan Luar Negeri mempergunakan Sistem Perdagangan Umum (*the General Trade System*) atau dengan Sistem Perdagangan Khusus (*the Special Trade System*). Dalam Sistem Perdagangan Umum, Kawasan Berikat dianggap sebagai "dalam negeri", sedangkan dalam Sistem Perdagangan Khusus, dianggap sebagai "luar negeri". Sejak Januari 2008, sistem pencatatan Statistik Impor menggunakan Sistem Perdagangan Umum.

4. RUANG LINGKUP

Pencatatan Statistik Impor meliputi seluruh barang-barang yang masuk ke wilayah Indonesia.

5. KASUS KHUSUS

Sebagian impor kapal laut dan pesawat beserta suku cadangnya termasuk dalam Statistik Impor.

Barang-barang luar negeri yang diolah atau diperbaiki didalam negeri tetap dicatat sebagai barang impor, meskipun setelah barang tersebut selesai diproses akan kembali ke luar negeri (*re-ekspor*).

Barang-barang di bawah ini tidak termasuk di dalam Statistik Impor:

- a. Pakaian dan barang-barang perhiasan penumpang.
- b. Barang-barang penumpang untuk dipakai sendiri, kecuali lemari es, pesawat TV dan sebagainya.
- c. Barang-barang yang diimpor untuk keperluan perwakilan (kedutaan) suatu negara.
- d. Barang-barang untuk ekspedisi dan ekshibisi/pameran.
- e. Sebagian barang-barang yang langsung diimpor oleh angkatan bersenjata.
- f. Pembungkus/peti kemas.
- g. Uang dan surat-surat berharga.
- h. Barang-barang sebagai contoh.

6. SISTEM PENGOLAHAN

Data dalam publikasi ini mencakup dokumen PIB selama Juni 2010 yang diterima oleh Badan Pusat Statistik sampai akhir Juli 2010. Sistem pengolahan menggunakan *Carry Over*. Dengan metode ini dokumen-dokumen dari Bea dan Cukai ditunggu selama satu bulan setelah bulan berjalan. Dokumen-dokumen yang datang terlambat akan dimasukkan dalam bulan pengolahan berikutnya.

7. KLASIFIKASI JENIS BARANG

Penggolongan barang yang digunakan di dalam statistik impor adalah klasifikasi Barang Impor yang berdasarkan pada Buku Tarif Bea Masuk Indonesia 2007 (BTBMI 2007) yang mengacu pada amandemen keempat dari World Customs Organization (WCO) sebagai lembaga Internasional yang menyusun klasifikasi Harmonized System (HS). Disamping menggunakan HS sebagai klasifikasi jenis barang, juga digunakan Standard International Trade Classification (SITC) Revisi 4.

8. PERIODE REFERENSI

Periode penentuan impor adalah tanggal penyelesaian dokumen oleh pejabat-pejabat Bea dan Cukai yang terdapat dalam dokumen impor.

9. NILAI BARANG

Nilai barang dinyatakan dalam nilai CIF (US\$) dan nilai Kurs Juni 2010 yang digunakan adalah US\$ 1 = Rp. 9.009,-

10. SATUAN BARANG

Berat barang impor adalah berat bersih dan dinyatakan dalam Kg.

11. NEGARA ASAL

Negara asal adalah negara dimana barang-barang tersebut dihasilkan yang dokumennya setelah diperiksa oleh pejabat Bea dan Cukai dan dinyatakan sesuai dengan peraturan yang berlaku.

EXPLANATORY NOTES

1. AREA RECORDINGS

The statistical recording area in this publication covers the entire territory of the Republic of Indonesia.

2. SOURCE OF DOCUMENTS

Statistics are compiled based on Import Declaration Form (Pemberitahuan Impor Barang (PIB-BC 2.0) or Pemberitahuan Pengangkutan Barang Impor (PPBI-BC 2.3)) of Import documents that are filled by importers. The PIB documents received from Customs and Excise, prevailing on April 1, 1997, based on Minister of Finance Decree No. 101/KMK.05/1997, March 10, 1997.

3. TRADE SYSTEM

The systems of recording Foreign Trade Statistics apply the General Trade System or the Special Trade System. In the General Trade System, the Bonded Zone is regarded as "*Domestic*", while in the Special Trade System; the Bonded Zone is regarded as "*Abroad*". Since January 2008, the systems of recording import Statistics have applied the General Trade System.

4. COVERAGE

The recording Import Statistics covers all goods entering the Indonesian territory.

5. PARTICULAR CASES

5.1 Part of importation of sea vessels and airplanes and their spare parts are included in the Import Statistics.

5.2 Overseas goods which are processed or modified in Indonesian Country are recorded as importation, although after the goods finish process will return to abroad (re-exports).

5.3 The goods here under are not included in the Import Statistics:

- a. Clothes and jewelry of passengers.
- b. Luggage of passengers of own use, except refrigerators, television sets, etc.
- c. Goods imported for the use of foreign countries representations (embassies).
- d. Goods for expeditions and exhibition shows.
- e. A part of the goods directly imported by armed forces.
- f. Packing's containers to be refilled.
- g. Bank notes and securities.
- h. Sample goods.

6. PROCESSING SYSTEM

The data in this publication covers documents of June 2010 were received by the BPS to the end of July, 2010. The documents are processed using a carry over system. The deadline for the acceptance of documents of a certain month is one month after the reference period, which means the end of the following month. The documents accepted after the deadline is considered as the document of the following month.

7. COMMODITY CLASSIFICATION

The classification of goods in this publication applies the 2007 Indonesia's Tariff Classification, based on fourth amendment from World Customs Organization (WCO) as an International Organization who arranged the Classification of Harmonized System (HS). Besides applying the HS, the Standard International Trade Classification (SITC) Revised 4 is also applied in the classification of goods.

8. REFERENCE PERIOD

The period of import determination is the date of settlement/completion by the Customs and Excise Officials as stated in the Import documents.

9. COMMODITY VALUATION

The values recorded, are the CIF value (US\$). The exchange rate use for June 2010, US\$ 1 = Rp. 9.009,-

10. UNIT OF COMMODITY

The net weight imported of goods are present to Kg.

11. COUNTRY OF ORIGIN

Country of origin is the country in which the goods have been produced, after being verified by Customs and Excise Officials, pursuant to the prevailing regulations

DAFTAR ISI/CONTENTS

		Halaman/Page
	KATA PENGANTAR/ <i>FOREWORD</i>	iii-iv
	PENJELASAN/ <i>EXPLANATORY NOTES</i>	v-viii
	DAFTAR ISI/ <i>CONTENTS</i>	ix
	RINGKASAN/ <i>SUMMARY</i>	xi-xix
Tabel/Table	I-1. Import Menurut Golongan Barang HS/ <i>Import by HS Commodity Groups</i> A. Menurut 21 Golongan Barang HS/ <i>By 21 HS Commodity Groups</i>	1
	B. Menurut Golongan Barang 2 Dijiit HS/ <i>By Commodity Groups 2 Digit Code HS</i>	2
	C. Menurut 40 Golongan Barang HS Terbesar/ <i>By 40 Biggest Commodities 10 Digit HS Code</i>	3
Tabel/Table	I-2. Impor Menurut Golongan Barang SITC/ <i>Import by SITC Commodity Groups</i>	4-8
Tabel/Table	I-3. Impor Menurut Komoditi (HS)/ <i>Import by Commodity (HS)</i>	9-107
Tabel/Table	I-4. Impor Menurut Negara Asal/ <i>Import by Country of Origin</i>	108-110
Tabel/Table	I-5. Impor Menurut Pelabuhan Impor/ <i>Import by Port of Importation</i>	111-113
Tabel/Table	I-6. Impor Menurut Negara Asal dan Lima Golongan Barang (SITC) Utama/ <i>Import by Country of Origin and Five Major SITC Commodity Group</i>	114-145
Tabel/Table	I-7. Impor Komoditi Tertentu Menurut Negara Asal Utama/ <i>Certain Commodities Import by Main Country of Origin</i>	146-150
Tabel/Table	K1. Import Kawasan Berikat Menurut Golongan Barang 2 Dijiit HS/ <i>Bonded Zone Import by Commodity 2 Digits HS</i>	151-152
Tabel/Table	K2. Impor Kawasan Berikat Menurut Golongan Barang SITC/ <i>Bonded Zone Import by SITC Commodity Group</i>	153-158
Tabel/Table	K3. Impor Kawasan Berikat Menurut Negara Asal/ <i>Bonded Zone Import by Country of Origin</i>	159-161
Tabel/Table	K4. Impor Kawasan Berikat Menurut Provinsi dan Pelabuhan Impor/ <i>Bonded Zone Import by Province and Port of Importation</i>	162-163

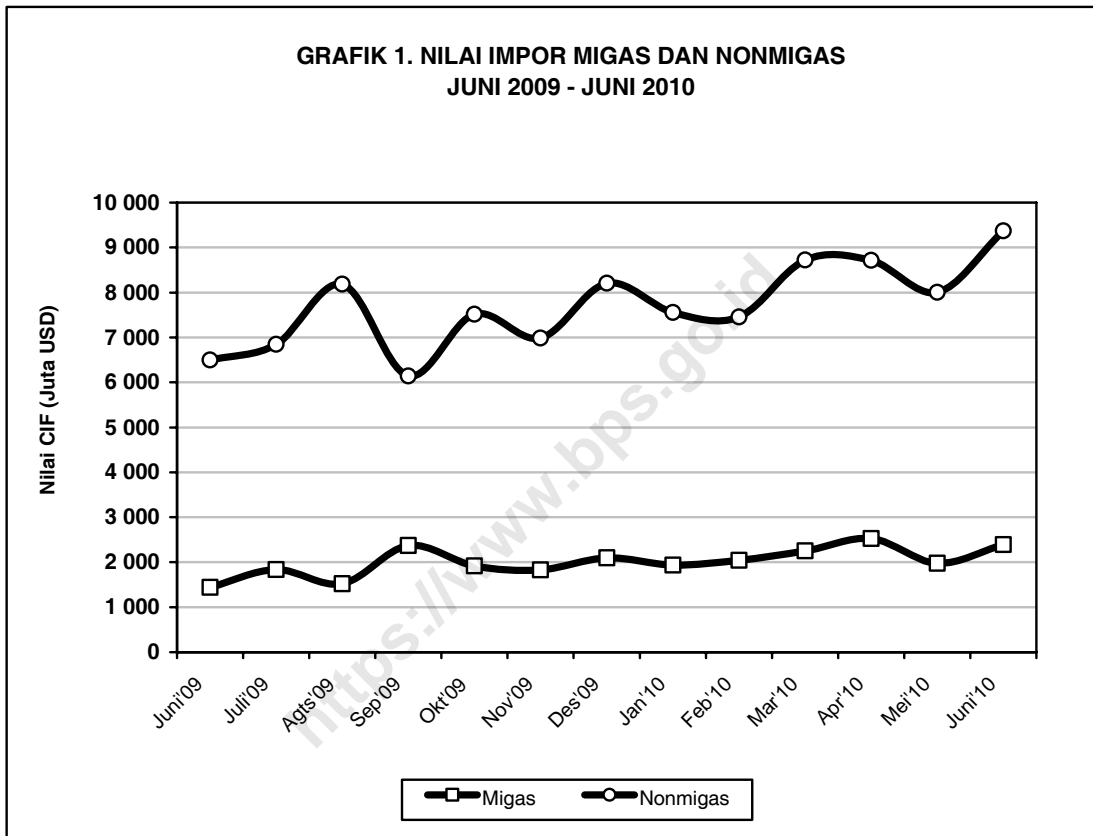
RINGKASAN

Pada Juni 2010 nilai impor mencapai USD11.760,0 juta yang terdiri dari impor melalui Kawasan Berikat sebesar USD2.029,6 juta (17,26 persen) dan di Luar Kawasan Berikat sebesar USD9.730,4 juta (82,74 persen). Nilai impor migas Indonesia mencapai USD2.389,4 juta atau 20,32 persen dari total impor Indonesia. Sedangkan nilai impor nonmigas mencapai USD9.370,6 juta dan memberikan peranan sebesar 79,68 persen terhadap total impor Indonesia.

**TABEL 1. IMPOR MIGAS DAN NONMIGAS
JUNI 2009 – JUNI 2010**

Tahun/Bulan	Migas		Nonmigas		Total		
	Indonesia	Kawasan Berikat	Indonesia	Kawasan Berikat	Indonesia	Kawasan Berikat	
Nilai CIF (Juta USD)							
2009	Juni	1 441,8	3,9	6 493,7	1 502,6	7 935,5	1 506,5
	Juli	1 836,8	12,6	6 846,5	1 585,4	8 683,3	1 598,0
	Agustus	1 519,9	6,4	8 187,4	1 310,2	9 707,3	1 316,6
	September	2 371,3	1,5	6 145,3	1 440,3	8 516,6	1 441,8
	Oktober	1 916,2	6,5	7 513,9	1 458,7	9 430,1	1 465,2
	November	1 830,9	4,0	6 983,8	1 563,1	8 814,7	1 567,1
	Desember	2 095,5	6,3	8 204,4	1 543,5	10 299,9	1 549,8
2010	Januari	1 936,9	0,9	7 553,6	1 542,2	9 490,5	1 543,1
	Februari	2 045,5	14,1	7 452,6	1 599,3	9 498,1	1 613,4
	Maret	2 252,0	13,7	8 720,6	1 730,8	10 972,6	1 744,5
	April	2 523,0	1,6	8 712,8	1 691,0	11 235,8	1 692,6
	Mei	1 976,6	1,5	8 003,8	1 819,1	9 980,4	1 820,6
	Juni	2 389,4	2,0	9 370,6	2 027,6	11 760,0	2 029,6
Peranan Terhadap Total Impor (%)							
2009	Juni	18,17	0,26	81,83	99,74	100,00	100,00
	Juli	21,15	0,79	78,85	99,21	100,00	100,00
	Agustus	15,66	0,49	84,34	99,51	100,00	100,00
	September	27,84	0,10	72,16	99,90	100,00	100,00
	Oktober	20,32	0,44	79,68	99,56	100,00	100,00
	November	20,77	0,26	79,23	99,74	100,00	100,00
	Desember	20,34	0,41	79,66	99,59	100,00	100,00
2010	Januari	20,41	0,06	79,59	99,94	100,00	100,00
	Februari	21,54	0,87	78,46	99,13	100,00	100,00
	Maret	20,52	0,79	79,48	99,21	100,00	100,00
	April	22,46	0,09	77,54	99,91	100,00	100,00
	Mei	19,80	0,08	80,20	99,92	100,00	100,00
	Juni	20,32	0,10	79,68	99,90	100,00	100,00

Dari total nilai impor migas Indonesia, impor melalui Kawasan Berikat hanya sebesar USD2,0 juta atau 0,08 persen, sedangkan sisanya sebanyak USD2.387,4 juta (99,92 persen) di Luar Kawasan Berikat. Sementara itu, nilai impor nonmigas di Luar Kawasan Berikat mencapai USD7.343,0 juta atau 78,36 persen dan yang melalui Kawasan Berikat sebesar USD2.027,6 juta (21,64 persen).



Dilihat dari peranannya, selama tiga belas bulan terakhir impor migas memberikan kontribusi rata-rata 20,69 persen per bulan dan impor nonmigas sebesar 79,31 persen per bulan. Sementara itu, pada Juni 2010 peranan impor migas mencapai 20,32 persen yang berarti angka tersebut berada di bawah rata-rata. Sebaliknya peranan impor nonmigas berada sedikit di atas rata-rata yaitu 79,68 persen.

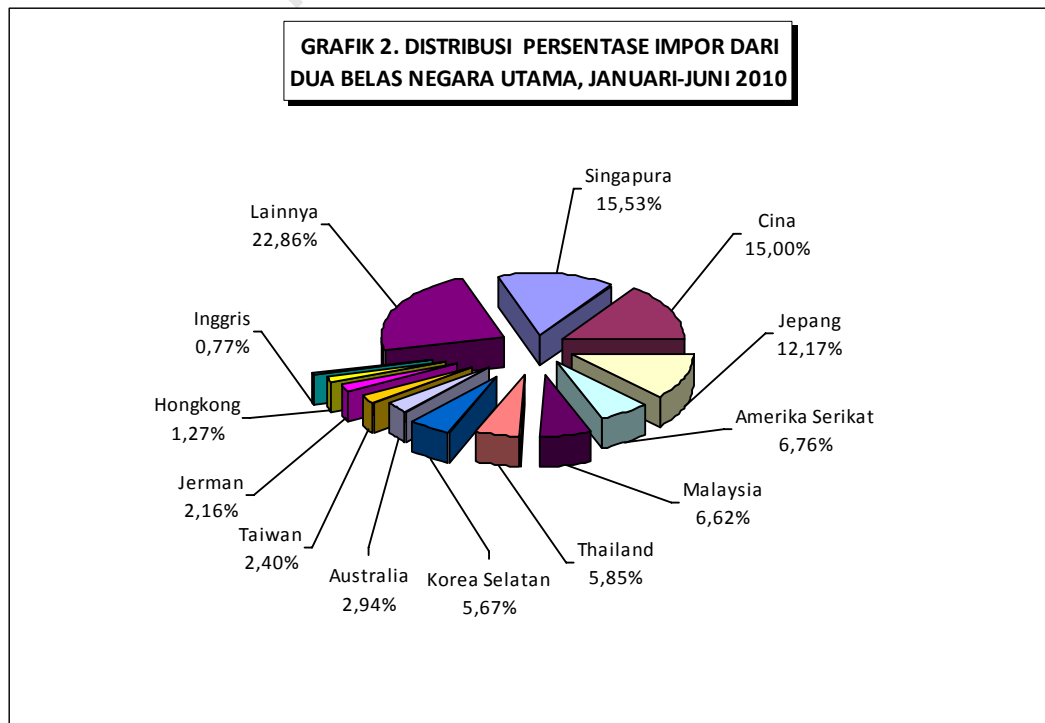
Dengan diterapkannya Sistem Perdagangan Umum (General Trade System) dalam pencatatan statistik impor, secara keseluruhan nilai impor barang yang tercatat mengalami kenaikan yang nyata (signifikan).

**TABEL 2. PERKEMBANGAN IMPOR MIGAS DAN NONMIGAS
JANUARI-JUNI, 2006-2010**

Bulan/ Tahun	Nilai (Juta USD)			Peranan (%)			
	Migas	Non-Migas	Total	Migas	Non-Migas	Total	
Jan-Jun:							
SPK :	2006	9 037,1	19 891,7	28 928,8	31,24	68,76	100,00
	2007	9 382,1	24 325,0	33 707,1	27,83	72,17	100,00
SPU :	2008	16 847,4	48 301,6	65 149,0	25,86	74,14	100,00
	2009	7 410,2	33 967,1	41 377,3	17,91	82,09	100,00
	2010	13 123,4	49 814,0	62 937,4	20,85	79,15	100,00

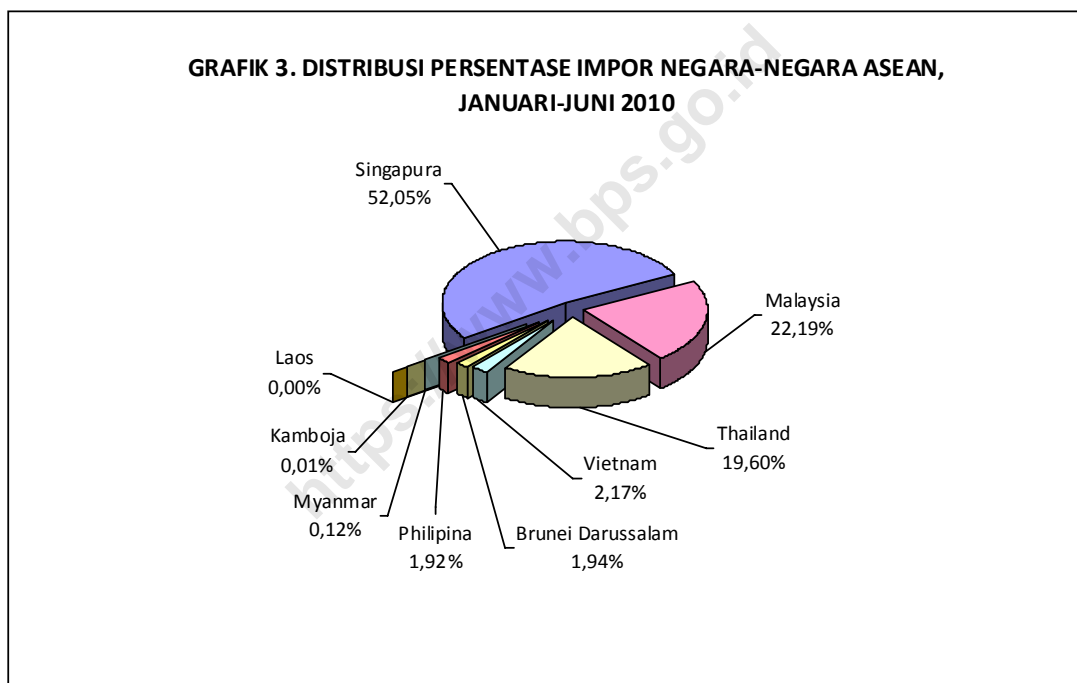
Keterangan : SPK = Sistem Perdagangan Khusus
SPU = Sistem Perdagangan Umum

Impor migas Januari-Juni 2010 sebesar USD13.123,5 juta atau meningkat 77,10 persen jika dibandingkan impor migas periode yang sama tahun sebelumnya. Demikian halnya dengan impor nonmigas Januari-Juni 2010 yaitu sebesar USD49.814,0 juta atau meningkat sebesar 46,65 persen dibanding impor nonmigas Januari-Juni 2009 yang sebesar USD33.967,1 juta. Dilihat dari nilainya, selama Januari-Juni periode 2006-2010 di dominasi oleh impor nonmigas dengan rata-rata peranan sebesar 75,26 persen per tahun. Dengan demikian dapat disimpulkan bahwa perekonomian Indonesia selama ini masih bertumpu pada sektor nonmigas.



Dari keseluruhan nilai impor pada Januari-Juni 2010, 77,14 persen berasal dari dua belas negara utama. Singapura menempati posisi pertama, yaitu 15,53 persen dari total impor Indonesia, diikuti oleh Cina (15,00 persen), Jepang (12,17 persen), Amerika Serikat (6,76 persen), Malaysia (6,62 persen), Thailand (5,85 persen), Korea Selatan (5,67 persen), Australia (2,94 persen), Taiwan (2,40 persen), Jerman (2,16 persen), Hongkong (1,27 persen), dan Inggris (0,77 persen).

Impor terbesar pada Januari-Juni 2010 berasal dari kelompok sembilan negara APEC Lainnya yakni mencapai 40,31 persen atau sebesar USD25.367,4 juta. Kelompok negara ASEAN berada di urutan berikutnya dengan peranan sebesar 29,84 persen (USD18.781,9 juta), kemudian diikuti kelompok negara NAFTA sebesar 7,75 persen (USD4.880,5 juta), kelompok negara Uni Eropa 7,09 persen (USD4.460,1 juta), dan kelompok negara lainnya menyumbang 15,01 persen (USD9.447,5 juta).



Jika dilihat impor Indonesia dari kelompok ASEAN, selama Januari-Juni 2010 peranan impor yang paling tinggi adalah dari *Singapura* dengan peranan sebesar 52,05 persen dari total impor ASEAN. *Malaysia* menempati urutan kedua sebesar 22,19 persen, diikuti oleh *Thailand* (19,60 persen), *Vietnam* (2,17 persen), *Brunei Darussalam* (1,94 persen), *Philipina* (1,92 persen), sementara peranan impor dari *Myanmar*, *Kamboja* dan *Laos* masih di bawah satu persen.

Dari kelompok negara Uni Eropa, selama Januari-Juni 2010 peranan impor yang paling tinggi adalah dari *Jerman* dengan peranan sebesar 30,42 persen dari total impor Uni Eropa. *Inggris* menempati urutan kedua dengan peranan 10,93 persen, diikuti oleh *Perancis* (10,59 persen), *Italia* (9,80 persen), dan *Belanda* (7,91 persen).

**TABEL 3. NILAI DAN PERANAN IMPOR
DARI KELOMPOK NEGARA ASEAN, NAFTA, DAN UNI EROPA
JANUARI-JUNI, 2009 DAN 2010**

KELOMPOK NEGARA	Januari-Juni 2009		Januari-Juni 2010		Perubahan Jan-Jun'10 thd Jan-Jun'09 (%)
	Nilai (Juta USD)	Peranan (%)	Nilai (Juta USD)	Peranan (%)	
APEC					
ASEAN	11 281,6	27,26	18 781,9	29,84	66,48
Thailand	1 932,0	4,67	3 681,6	5,85	90,56
Singapura	6 359,2	15,37	9 776,7	15,53	53,74
Philipina	202,4	0,49	360,8	0,57	78,26
Malaysia	2 197,8	5,31	4 167,3	6,62	89,61
Myanmar	24,6	0,06	21,5	0,04	-12,60
Kamboja	1,7	0,00	1,5	0,00	-11,76
Brunei Darussalam	286,9	0,69	365,0	0,58	27,22
Laos	0,3	0,00	0,2	0,00	-33,33
Vietnam	276,7	0,67	407,3	0,65	47,20
NAFTA	3 706,6	8,96	4 880,5	7,75	31,67
Amerika Serikat	3 196,1	7,73	4 257,2	6,76	33,20
Kanada	452,0	1,09	532,6	0,85	17,83
Meksiko	58,5	0,14	90,7	0,14	55,04
NEGARA APEC LAINNYA	16 169,0	39,08	25 367,4	40,31	56,89
Jepang	4 336,8	10,48	7 660,6	12,17	76,64
Hongkong	780,8	1,89	797,3	1,27	2,11
Korea Selatan	2 187,5	5,29	3 566,0	5,67	63,02
Taiwan	937,7	2,27	1 509,1	2,40	60,94
Cina	6 007,0	14,52	9 441,4	15,00	57,17
Papua New Guinea	31,5	0,07	14,8	0,02	-53,02
Australia	1 534,4	3,71	1 851,5	2,94	20,67
Selandia Baru	276,5	0,67	388,8	0,62	40,61
Chili	76,8	0,18	137,9	0,22	79,56
UNI EROPA	4 082,4	9,87	4 460,1	7,09	9,25
Jerman	1 097,1	2,65	1 356,8	2,16	23,67
Inggris	389,6	0,94	487,5	0,77	25,13
Perancis	704,5	1,70	472,3	0,75	-32,96
Italia	348,1	0,84	437,2	0,70	25,60
Belanda	242,7	0,59	352,7	0,56	45,32
Swedia	384,0	0,93	328,9	0,52	-14,35
Belgia	206,8	0,50	285,5	0,45	38,06
Spanyol	139,6	0,34	159,9	0,25	14,54
Finlandia	129,4	0,31	138,1	0,22	6,72
Austria	119,1	0,29	124,7	0,20	4,70
Hungaria	35,3	0,09	67,4	0,11	90,93
Denmark	55,4	0,13	62,8	0,10	13,36
Irlandia	128,7	0,31	44,9	0,07	-65,11
Yunani	16,4	0,04	33,3	0,05	103,05
Cheska	21,0	0,05	28,1	0,05	33,81
Uni Eropa Lainnya	64,7	0,16	80,0	0,13	23,65
LAINNYA	6 137,7	14,83	9 447,5	15,01	53,93

TOTAL IMPOR	41 377,3	100,00	62 937,4	100,00	52,11
--------------------	-----------------	---------------	-----------------	---------------	--------------

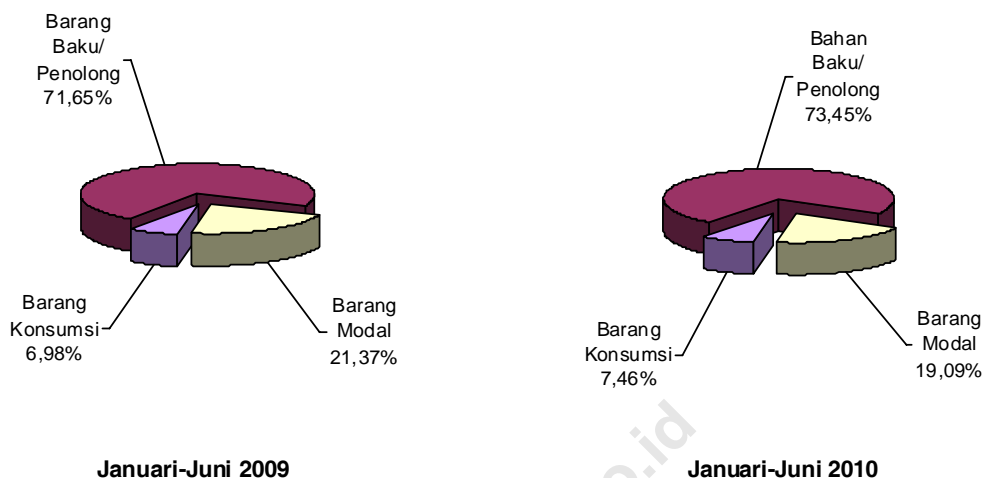
**TABEL 4. IMPOR MENURUT GOLONGAN PENGGUNAAN BARANG
JANUARI – JUNI 2006 - 2010**

Bulan/Tahun	Nilai (Juta USD)				Peranan (%)				
	Barang Konsumsi	Bahan Baku/ Penolong	Barang Modal	Total	Barang Konsumsi	Bahan Baku/ Penolong	Barang Modal	Total	
Jan-Jun:									
SPK:	2006	2 203,9	22 342,6	4 382,3	28 928,8	7,62	77,23	15,15	100,00
	2007	3 234,7	25 714,2	4 758,2	33 707,1	9,60	76,29	14,11	100,00
SPU :	2008	4 333,5	51 541,6	9 273,9	65 149,0	6,65	79,11	14,24	100,00
	2009	2 886,9	29 649,2	8 841,2	41 377,3	6,98	71,65	21,37	100,00
	2010	4 696,8	46 228,3	12 012,3	62 937,4	7,46	73,45	19,09	100,00

Keterangan : SPK = Sistem Perdagangan Khusus
SPU = Sistem Perdagangan Umum

Rata-rata nilai impor Januari-Juni periode 2006-2010 adalah sebesar USD46.419,9 juta dengan rata-rata nilai impor barang konsumsi dan peranannya USD3.471,2 juta (7,66 persen), impor *bahan baku/penolong* sebesar USD35.095,2 juta (75,55 persen), dan impor *barang modal* sebesar USD7.853,6 juta (16,79 persen). Jika dibandingkan Januari-Juni 2009, maka nilai impor semua golongan barang periode yang sama pada 2010 mengalami peningkatan yang cukup tinggi. Peningkatan tertinggi terjadi pada kelompok *barang konsumsi* yaitu sebesar 62,69 persen. Sementara itu, impor kelompok *bahan baku/penolong* dan *barang konsumsi* meningkat masing-masing sebesar 55,92 persen dan 35,87 persen.

**GRAFIK 4. PERSENTASE NILAI IMPOR INDONESIA
MENURUT GOLONGAN PENGGUNAAN BARANG
JANUARI-JUNI, 2009 DAN 2010**



Dilihat dari peranannya selama Januari-Juni periode 2006-2010, rata-rata peranan tertinggi diberikan oleh impor bahan baku/penolong yaitu 75,55 persen, diikuti oleh rata-rata impor barang modal sebesar 16,79 persen dan rata-rata impor bahan konsumsi sebesar 7,66 persen. Sementara itu, peran barang konsumsi yang tertinggi dicapai di tahun 2007 yaitu sebesar 9,60 persen. Golongan bahan baku/penolong memberikan peranan tertinggi di tahun 2008 sebesar 79,11 persen, sedangkan golongan barang modal peran tertingginya dicapai pada tahun 2009 sebesar 21,37 persen.

Jika dibandingkan dengan periode yang sama tahun sebelumnya, peranan nilai impor *barang konsumsi* dan *bahan baku/penolong* terhadap keseluruhan nilai impor pada Januari-Juni 2010 mengalami peningkatan masing-masing dari 6,98 persen menjadi 7,46 persen (naik 0,48 poin) dan dari 71,65 persen menjadi 73,45 persen (naik 1,80 poin). Sebaliknya impor *barang modal* menurun dari 21,37 persen menjadi 19,09 persen (turun 2,28 poin).

Menurut golongan barang SITC (Standard International Trade Classification) 1 digit, kelompok barang utama impor selama Januari-Juni 2010 adalah kelompok *mesin dan alat angkutan* dengan nilai sebesar USD21.965,3 juta dan memberikan peran sebesar 34,90 persen dari total impor Indonesia. Dilihat dari nilainya, maka nilai impor kelompok ini meningkat sebesar 42,31 persen jika dibandingkan bulan yang sama tahun sebelumnya. Namun, dilihat dari peranan impor kelompok barang ini mengalami penurunan sebesar 2,40 poin yaitu dari 37,30 persen menjadi 34,90 persen.

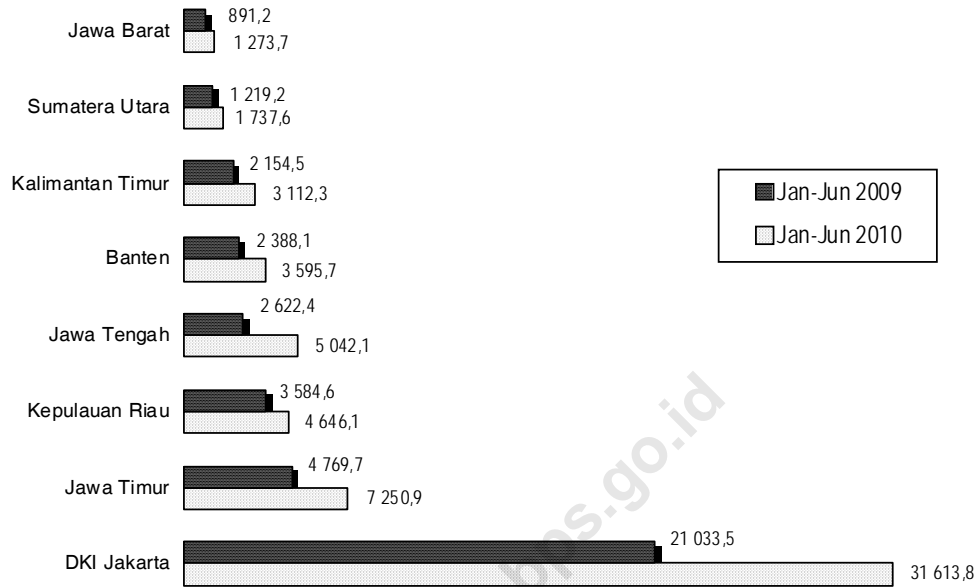
**TABEL 5. IMPOR MENURUT SITC-1 DIJIT
JANUARI-JUNI, 2009 DAN 2010**

SITC	Januari-Juni 2009		Januari-Juni 2010		Perubahan Jan-Juni'10 thd Jan-Juni'09 (%)
	Nilai (Juta USD)	Peranan (%)	Nilai (Juta USD)	Peranan (%)	
0 Bahan Makanan dan Binatang Hidup	3 274,7	7,91	4 408,5	7,00	34,62
1 Minuman dan Tembakau	171,5	0,42	249,2	0,40	45,31
2 Bahan Baku dan Hasil Tambang	2 214,9	5,35	3 418,1	5,43	54,32
3 Minyak dan Bahan Bakar Mineral	7 454,0	18,02	13 166,0	20,92	76,63
4 Minyak Nabati dan Hewani	50,6	0,12	87,0	0,14	71,94
5 Bahan Kimia dan produknya	5 055,5	12,22	8 041,9	12,78	59,07
6 Barang-barang Buatan Pabrik	6 266,7	15,15	9 500,0	15,09	51,59
7 Mesin dan Alat Angkutan	15 435,3	37,30	21 965,3	34,90	42,31
8&9 Lainnya	1 454,1	3,51	2 101,4	3,34	44,52
TOTAL IMPOR	41 377,3	100,00	62 937,4	100,00	52,11

Impor kelompok barang SITC 1 dijit yang terbesar berikutnya adalah *minyak dan bahan bakar mineral* dengan nilai USD13.166,0 juta dengan peran sebesar 20,92 persen, diikuti oleh *barang-barang buatan pabrik* sebesar USD9.500,0 juta (15,09 persen). Selanjutnya yaitu *bahan kimia dan produknya* sebesar USD8.041,9 juta (12,78 persen), *bahan makanan dan binatang hidup* sebesar USD4.408,5 juta (7,00 persen), *bahan baku dan hasil tambang* sebesar USD3.418,1 juta (5,43 persen), *kelompok barang lainnya* sebesar USD2.101,4 juta (3,34 persen), *minuman dan tembakau* sebesar USD249,2 juta (0,40 persen), dan *minyak nabati dan hewani* sebesar USD87,0 juta (0,14 persen).

Selama Januari-Juni 2010, pelabuhan di DKI Jakarta membongkar barang impor terbesar dibanding dengan pelabuhan di provinsi lain, yaitu sebesar USD31.613,8 juta atau 50,23 persen dari total impor Indonesia. Provinsi dengan impor terbesar kedua adalah Jawa Timur yang mencapai USD7.250,9 juta (11,52 persen), diikuti Jawa Tengah USD5.042,1 juta (8,01 persen), Kepulauan Riau USD4.646,1 juta (7,38 persen), dan Banten USD3.595,7 juta (5,71 persen). Kemudian nilai impor yang masuk melalui provinsi Kalimantan Timur, Sumatera Utara, dan Jawa Barat masing-masing sebesar USD3.112,3 juta, USD1.737,6 juta, dan USD1.273,7 juta. Sementara nilai impor ke provinsi lainnya masih berada di bawah USD800,0 juta.

Grafik 5. Nilai Impor menurut Pelabuhan Bongkar di Delapan Provinsi Utama Januari-Juni 2009 dan 2010 (Juta USD)



Selama Januari-Juni 2010, delapan provinsi utama diatas mengalami peningkatan nilai impor yang cukup besar jika dibandingkan periode yang sama tahun 2009. Peningkatan tertinggi dicapai oleh provinsi Jawa Tengah yang mengalami peningkatan di atas 75 persen yaitu dari US\$2.622,4 juta menjadi US\$5.042,1 juta atau sebesar 92,27 persen. Tiga provinsi berikutnya meningkat antara 50-75 persen yaitu Jawa Timur sebesar 52,02 persen, Banten sebesar 50,57 persen, dan DKI Jakarta sebesar 50,30 persen. Sementara itu empat propinsi lainnya meningkat dibawah 50 persen, yaitu Kalimantan Timur sebesar 44,46 persen, Jawa Barat sebesar 42,92 persen, Sumatera Utara sebesar 42,52 persen, dan Kepulauan Riau sebesar 29,61 persen.

**TABEL 6. NILAI DAN PERANAN IMPOR MENURUT PROVINSI^{*)}
JANUARI-JUNI 2009 DAN 2010**

Provinsi	Januari-Juni 2009		Januari-Juni 2010		Perubahan Jan-Juni'10 thd Jan-Juni'09 (%)
	Nilai (Juta USD)	Peranan (%)	Nilai (Juta USD)	Peranan (%)	
Nanggroe Aceh Darussalam	33,1	0,08	16,4	0,03	-50,45
Sumatera Utara	1.219,2	2,95	1.737,6	2,76	42,52
Sumatera Barat	135,4	0,33	338,4	0,54	149,93
Riau	361,5	0,87	577,7	0,92	59,81

Jambi	50,2	0,12	71,5	0,11	42,43
Sumatera Selatan	86,2	0,21	166,4	0,26	93,04
Bengkulu	2,4	0,01	5,2	0,01	116,67
Lampung	625,0	1,51	795,7	1,26	27,31
Bangka Belitung	18,9	0,05	45,4	0,07	140,21
Kepulauan Riau	3 584,6	8,66	4 646,1	7,38	29,61
DKI Jakarta	21 033,5	50,83	31 613,8	50,23	50,30
Jawa Barat	891,2	2,15	1 273,7	2,02	42,92
Jawa Tengah	2 622,4	6,34	5 042,1	8,01	92,27
D I Yogyakarta	0,6	0,00	0,4	0,00	-33,33
Jawa Timur	4 769,7	11,53	7 250,9	11,52	52,02
Banten	2 388,1	5,77	3 595,7	5,71	50,57
B a l i	225,7	0,54	460,9	0,73	104,21
Nusa Tenggara Barat	100,8	0,24	217,8	0,35	116,07
Nusa Tenggara Timur	0,0	0,00	12,7	0,02	---
Kalimantan Barat	33,5	0,08	65,3	0,10	94,93
Kalimantan Tengah	17,0	0,04	34,5	0,06	102,94
Kalimantan Selatan	362,6	0,88	716,7	1,14	97,66
Kalimantan Timur	2 154,5	5,21	3 112,3	4,95	44,46
Sulawesi Utara	4,9	0,01	28,3	0,04	477,55
Sulawesi Tengah	0,0	0,00	4,0	0,01	---
Sulawesi Selatan	241,8	0,58	447,3	0,71	84,99
Sulawesi Tenggara	7,7	0,02	0,0	0,00	-100,00
Gorontalo	0,0	0,00	15,8	0,03	---
Maluku	32,0	0,08	173,6	0,28	442,50
Maluku Utara	0,0	0,00	4,6	0,01	---
Papua Barat	0,0	0,00	40,7	0,06	---
Papua	374,8	0,91	425,9	0,68	13,63
TOTAL IMPOR	41 377,3	100,00	62 937,4	100,00	52,11

Keterangan : *) = melalui pelabuhan bongkar yang terdapat di provinsi

I-1. IMPOR MENURUT GOLONGAN BARANG HS / IMPORT BY HS COMMODITY GROUPS
A. MENURUT 21 GOLONGAN BARANG (HS) / BY 21 HS COMMODITY GROUP
***** JUNI / JUNE 2010 *****

HS	Uraian golongan barang Group description	Berat bersih / Net weight (Kg)		Nilai / Value C.I.F (U S \$)	
		Bulan ini	Kumulatif	Bulan ini	Kumulatif
		Current month	Cum. Jan. to date	Current month	Cum. Jan. to date
I	Live animals; animal product	69,601,352	440,960,909	174,463,588	1,019,428,591
II	Vegetable products	1,049,899,160	5,486,206,690	386,973,487	2,243,257,630
III	Fats, oils, waxes of animal/vegetable	6,813,184	76,767,608	11,132,989	97,656,439
IV	Foodstuffs,beverages,spirits and tobacco	461,872,367	3,014,623,699	317,992,040	2,159,153,746
IX	Wood and its articles,plaiting materials	63,746,605	330,914,545	30,754,912	151,616,417
V	Mineral products	4,685,278,741	24,880,936,712	2,506,246,598	13,657,628,906
VI	Prod. of chemical or allied industries	1,187,090,385	6,083,927,355	1,139,938,100	6,083,401,218
VII	Plastics, rubber and articles there of	251,347,446	1,361,287,292	581,010,263	3,015,277,536
VIII	Raw hides, skins, leather and articles	8,625,794	36,662,517	40,681,881	192,094,706
X	Pulp, paper and articles there of	432,075,785	2,164,062,342	266,235,961	1,281,655,736
XI	Textiles & textile articles	143,419,740	745,990,484	563,052,363	2,774,884,747
XII	Footwear, umbrellas, artificial flowers	6,901,792	24,711,333	29,183,055	121,447,363
XIII	Cement, plaster, glass, ceramic products	81,858,114	401,099,608	62,742,751	321,524,172
XIV	Pearls & precious/semiprecious stones	1,167,891	4,476,989	17,725,147	57,396,352
XIX	Arms and amunition; parts & accessories	7,453	160,473	1,897,776	28,922,534
XV	Base metals and articles there of	1,063,872,615	5,605,417,689	1,262,787,924	6,491,201,446
XVI	Machinery,electric,electronic equipments	292,458,891	1,378,539,555	3,043,804,480	16,185,108,372
XVII	Vehicles, aircraft, and vessels	176,177,600	1,049,875,565	1,089,395,056	5,823,008,844
XVIII	Optical,photographic,musical instruments	7,943,591	40,382,327	153,897,328	867,893,977
XX	Miscellaneous manufactures articles.	21,773,414	95,883,389	79,940,266	363,832,260
XXI	Works of art,antiques special provisions	32,560	172,047	145,102	988,377
TOTAL IMPORT		10,011,964,480	53,223,059,128	11,760,001,067	62,937,379,369

I-1. IMPOR MENURUT GOLONGAN BARANG (HS) / IMPORT BY HS COMMODITY GROUPS
B. MENURUT GOLONGAN BARANG 2 DIJIT HS / BY COMMODITY 2 DIGITS HS
***** JUNI / JUNE 2010 *****

HS	Uraian golongan barang Group description	Berat bersih / Net weight (Kg)		Nilai / Value C.I.F (U S \$)	
		Bulan ini	Kumulatif	Bulan ini	Kumulatif
		Current month	Cum. Jan. to date	Current month	Cum. Jan. to date
01	Live animals	16,766,708	127,826,804	34,349,158	263,045,965
02	Meat and edible meat offal	11,322,865	65,856,426	30,820,992	181,167,401
03	Fish and crustaceans	9,032,002	77,094,832	10,476,266	75,467,658
04	Dairy products, bird's eggs, natural honey	31,410,619	164,055,501	93,799,334	481,563,825
05	Products of animal origin	1,069,158	6,127,346	5,017,838	18,183,742
06	Live trees and other plants	55,377	362,405	85,872	702,779
07	Edible vegetables and certain roots and tubers	40,759,003	313,349,465	25,818,044	187,826,778
08	Edible fruits and nuts	48,074,499	311,369,247	48,497,211	298,659,782
09	Coffee, tea, mate, and spices	4,286,175	41,230,658	6,546,452	49,025,589
10	Cereals	690,276,542	2,996,888,667	173,821,331	823,104,179
11	Products of the milling industry; malt, starches	92,392,399	731,535,768	35,679,521	282,344,544
12	Oil seeds and oleaginous fruits; grains,seed, and fruits	173,173,587	1,084,495,330	92,088,290	575,259,410
13	Lac; gums; resins and other vegetable saps and extracts	561,617	4,778,334	4,392,728	25,890,335
14	Vegetable plaiting materials; vegetable products	319,961	2,196,816	44,038	444,234
15	Animal or vegetable oils/fats and their cleavage products	6,813,184	76,767,608	11,132,989	97,656,439
16	Preparations of meat/fish/crustaceans/mollucs or other aquatic	398,163	2,293,866	935,716	6,661,348
17	Sugar and sugar confectionery	119,376,846	940,866,828	55,392,340	614,107,786
18	Cocoa and cocoa preparations	3,452,034	27,478,308	12,894,765	93,879,568
19	Preparations of cereals, flour, starch or milk; pastrycooks' products	7,182,511	33,679,266	16,635,635	76,241,578
20	Preparations of vegetables, fruits, nuts or other part of plants	5,965,375	31,226,898	7,154,607	37,197,336
21	Miscellaneous edible preparations	12,122,422	63,360,083	41,516,888	213,680,612
22	Beverages, spirit, and vinegar	7,372,052	35,856,713	5,223,546	27,542,536
23	Residues and waste from the food industries	298,726,142	1,846,472,136	134,185,332	867,226,626
24	Tobacco and manufactured tobacco substitutes	7,276,822	33,389,601	44,053,211	222,616,356
25	Salts; sulphur; earths and stone; plastering materials, lime and	727,113,689	3,995,963,285	60,043,572	308,122,599
26	Ores, slag, and ash	304,271,115	1,287,276,124	47,574,408	172,918,179
27	Mineral fuels, mineral oils and products of their distillation	3,653,893,937	19,597,697,303	2,398,628,618	13,176,588,128
28	Inorganic chemicals	355,884,728	1,532,055,909	138,710,875	630,307,271
29	Organic chemicals	310,560,152	1,829,613,855	460,956,101	2,640,072,537
30	Pharmaceutical products	1,919,420	9,513,594	38,591,314	218,757,052
31	Fertilizers	387,446,970	2,012,152,112	129,228,086	712,804,583
32	Tanning or dyeing extracts	30,468,937	159,370,330	86,553,514	443,614,806
33	Essential oils and resinoids; perfumery, cosmetic or toilet preparatio	8,679,744	39,721,279	65,339,117	307,998,147
34	Soap, organic surface-active agents, washing, and lubricating	18,068,651	93,716,340	40,461,955	208,378,034
35	Albuminoidal substances; modified starches; glues; enzymes	14,544,623	112,830,312	27,255,040	161,653,392
36	Explosives; pyrotechnic products; matches; certain combustible	2,454,888	6,832,027	15,444,507	43,255,830
37	Photographic and cinematographic goods	1,074,479	6,263,085	6,436,230	35,871,706
38	Miscellaneous chemical products	55,987,793	281,858,512	130,961,361	680,687,860
39	Plastics and articles thereof	204,933,144	1,103,181,269	425,525,074	2,215,045,653
40	Rubber and articles thereof	46,414,302	258,106,023	155,485,189	800,231,883
41	Raw hides, skins, and leather	5,552,625	24,550,992	28,309,699	137,037,758
42	Articles of leather; saddlery and harness; travel goods and similar co	3,031,287	12,011,876	11,896,706	53,547,068
43	Furskins and artificial fur; manufactures thereof	41,882	99,649	475,476	1,509,880
44	Wood and articles of wood; wood charcoal	63,679,889	330,356,424	30,444,338	149,698,346
45	Cork and articles of cork	60,410	375,328	258,372	1,341,041
46	Manufactured of straw or other plaiting materials; basketware and	6,306	182,793	52,202	577,030
47	Pulp of wood or of other fibrous cellulosic material; recovered	376,752,994	1,854,082,807	164,369,225	735,020,362

I-1. IMPOR MENURUT GOLONGAN BARANG (HS) / IMPORT BY HS COMMODITY GROUPS
B. MENURUT GOLONGAN BARANG 2 DIJIT HS / BY COMMODITY 2 DIGITS HS
***** JUNI / JUNE 2010 *****

HS	Uraian golongan barang Group description	Berat bersih / Net weight (Kg)		Nilai / Value C.I.F (U S \$)	
		Bulan ini	Kumulatif	Bulan ini	Kumulatif
		Current month	Cum. Jan. to date	Current month	Cum. Jan. to date
48	Paper and paperboard; articles of paper pulp or of	54,882,088	307,317,138	97,890,332	527,105,214
49	Printed books, newspapers, pictures, and other products of printing	440,703	2,662,397	3,976,404	19,530,160
50	Silk	66,353	388,475	497,696	2,993,184
51	Wool, fine or coarse animal hair; horse hair yarn, woven fabrics of pa	392,922	1,990,012	6,256,702	29,895,903
52	Cotton	65,799,715	384,792,786	196,032,450	1,002,074,211
53	Other vegetable textile fibres; paper yarns and woven fabrics of	1,037,795	7,541,287	1,557,956	12,472,060
54	Man-made filaments	16,144,599	70,306,382	84,506,677	383,442,068
55	Man-made staple fibres	23,960,685	116,860,839	78,666,596	373,402,432
56	Wadding, felt, and non-wovens	5,430,588	27,363,735	18,457,122	96,960,743
57	Carpets and other textile floor coverings	1,141,748	6,222,489	2,618,380	12,200,744
58	Special woven fabrics; tufted textile fabrics; lace; tapestries; embro	1,823,401	9,575,378	20,743,808	112,668,062
59	Impregnated, coated, covered or laminated textile fabrics	8,154,347	36,579,159	36,926,504	179,890,378
60	Knitted or crocheted fabrics	10,849,343	53,120,995	81,202,207	409,876,620
61	Articles of apparel and clothing accessories, knitted or crocheted	2,306,097	8,600,041	12,937,425	55,627,563
62	Articles of apparel and clothing accessories, not knitted or crocheted	2,904,830	10,018,724	16,635,237	74,984,023
63	Other made up textile articles; sets; worn clothing and worn textile a	3,407,317	12,630,182	6,013,603	28,396,756
64	Footwear, gaiters and the like; parts of such articles	6,339,048	20,924,486	27,286,739	106,269,606
65	Headgear and parts thereof	156,619	852,163	938,653	5,461,874
66	Umbrellas, walking sticks, seat-sticks, whips, riding crops and parts	274,037	2,226,574	470,373	3,393,421
67	Prepared feathers and articles; artificial flowers; articles of human	132,088	708,110	487,290	6,322,462
68	Articles of stone, plaster, cement, asbestos, mica or similar material	16,929,208	81,731,002	17,921,521	89,362,541
69	Ceramic products	32,284,208	156,257,102	17,636,000	99,083,734
70	Glass and glassware	32,644,698	163,111,504	27,185,230	133,077,897
71	Natural and cultured pearls, precious/semi precious stones, and	1,167,891	4,476,989	17,725,147	57,396,352
72	Iron and steel	815,309,722	4,345,190,085	630,503,446	3,006,009,455
73	Articles of iron and steel	152,993,927	705,580,011	315,747,204	1,661,175,676
74	Cooper and articles thereof	9,522,683	93,010,388	66,738,508	505,478,133
75	Nickel and articles thereof	225,592	1,089,631	3,919,365	15,069,131
76	Aluminium and articles thereof	44,958,036	246,967,364	122,748,461	645,962,808
78	Lead and articles thereof	7,760,305	38,889,556	17,270,005	88,333,690
79	Zinc and articles thereof	11,395,083	61,509,664	25,930,196	148,913,334
80	Tin and articles thereof	180,538	958,419	2,017,756	11,102,721
81	Other base metal; cermets; and articles thereof	200,405	2,152,832	4,080,773	24,450,901
82	Tools, implements, cutlery, spoon and forks, of base metal and parts	5,656,195	26,819,571	29,795,147	160,722,194
83	Miscellaneous articles of base metal	15,670,129	83,250,168	44,037,063	223,983,403
84	Nuclear reactors, boilers, machinery and mechanical appliances;	200,980,590	971,150,524	1,693,717,551	9,167,399,615
85	Electrical machinery and equipments; sound recorders/reproducers,	91,478,301	407,389,031	1,350,086,929	7,017,708,757
86	Railway and tramway locomotive, mechanical traffic, and all kinds	768,932	6,294,218	7,638,993	36,068,907
87	Vehicles other than railway/tramway, and parts and accessories	74,172,684	344,085,340	534,291,038	2,628,982,219
88	Aircraft and its components	883,644	5,524,177	218,454,768	1,382,890,273
89	Ships, boat, and floating structures	74,018,865	614,474,928	162,833,964	1,052,595,306
90	Optical, photographic, cinematographic, measuring, checking,	5,947,359	30,809,505	136,455,802	792,761,625
91	Clocks and watches and parts thereof	551,616	2,613,985	2,983,121	15,468,777
92	Musical instruments; parts and accessories of such articles	1,444,616	6,958,837	14,458,405	59,663,575
93	Arms and ammunition; parts and accessories thereof	7,453	160,473	1,897,776	28,922,534
94	Furnitures, bedding, mattress supports, cushions and stuffed	10,652,284	46,193,345	32,178,011	140,362,695
95	Toys, games and sports requisiters; parts and accessories thereof	5,101,194	20,115,317	17,499,056	80,354,869
96	Miscellaneous manufactured articles	6,019,936	29,574,727	30,263,199	143,114,696
97	Works of arts, collectors' piece and antiques	32,560	172,047	145,102	988,377
98	Vehicles in ckd and their components	26,333,475	79,496,902	166,176,293	722,472,139
TOTAL IMPORT		10,011,964,480	53,223,059,128	11,760,001,067	62,937,379,369

I-1. IMPOR MENURUT GOLONGAN BARANG (HS) / IMPORT BY HS COMMODITY GROUPS
C. MENURUT 40 GOLONGAN BARANG (HS) TERBESAR / BY BIG 40 COMMODITIES (HS)
***** JUNI / JUNE 2010 *****

H S	Uraian golongan barang Group description	Berat bersih / Net weight (Kg)		Nilai / Value C.I.F (U S \$)	
		Bulan ini Current month	Kumulatif Cum. Jan. to	Bulan ini Current month	Kumulatif Cum. Jan. to
2709001000	Crude Petroleum Oil	1,213,379,517	7,176,022,713	681,046,439	4,223,318,979
2710197100	High Speed Diesel Fuel	972,441,948	3,966,257,139	617,153,979	2,597,744,183
2710111200	Motor Spirit, Premium Unleaded	803,939,041	3,258,953,385	605,866,196	2,559,914,567
8802401000	Aeroplanes Of An Unladen Weight > 15,000 Kg	744,688	2,369,214	104,740,150	1,165,613,364
8517120000	Telephones For Cellular Networks/for Other Wireless Networks	1,479,087	8,057,877	195,149,943	1,147,604,573
2710111100	Motor Spirit, Premium Leaded	11,916,442	1,137,434,288	8,432,548	864,455,459
2710111600	Other Motor Spirit, Unleaded	157,844,742	887,237,624	119,492,296	683,211,272
1001901900	Other Wheat, For Human Consumption	345,747,476	2,250,683,643	91,272,454	616,415,018
2710117000	Naphtha, Reformate Or Preparations For Preparing Spirits	126,264,312	759,513,115	95,718,985	560,671,947
5201000000	Cotton, Not Carded/combed.	51,007,923	317,958,795	95,372,240	542,428,138
2304000000	Oil-cake&other Solid Residues,in Pellet Form, From The Extract Of Soyabean Oil	170,336,210	1,215,064,126	63,931,184	512,530,542
7207121000	Slabs Of Iron/non Alloy, Cont.< 0,25% Of Carbon, Other Than Square	175,681,785	992,002,453	110,285,834	494,503,572
1201009000	Other Soya Beans, Whether Or Not Broken	150,680,025	961,335,618	70,362,401	451,848,458
8471302000	Laptop Incl Notebooks	705,438	4,823,180	57,212,475	431,535,162
2902430000	P-xylene	62,118,503	410,311,521	61,617,765	428,228,319
3104200000	Potassium Chloride	139,368,490	941,467,404	56,422,070	393,589,132
8704102200	Damper Designed For Off Highway, > 24 T Not Ckd	9,742,284	35,975,497	100,037,134	374,348,119
8429520000	Mach With A 360,revolving Super Struct, Mech Shovels,excavators And Shove	17,214,817	68,560,038	80,587,763	326,247,575
2901210000	Ethylene	61,806,378	263,185,062	72,475,795	320,600,678
8542390000	Other Electronic Integrated Circuits	244,898	1,279,317	53,249,906	315,641,876
2710197200	Other Diesel Fuel	126,949,723	451,486,366	81,373,576	299,838,603
1701999000	Other Cane Or Beet Sugar, & Chemically Pure Sucrose, In Sold Form	21	378,643,771	48	289,505,558
8901206000	Tankers Of Gross Tonnage > 5000 Ton	3,572,000	275,702,034	22,132,516	272,845,882
9801202000	Vhcls Of Head 8704 With 5 Ton < Gross Weight <= 24 Ton, Incmpltly Knocked	6,174,944	26,096,719	60,109,951	270,446,455
8529904000	Parts Of Digital Cameras/video Camera Recorders With App Of Hd 85.25 To 85.28	304,485	2,236,761	37,046,474	265,803,317
0102901000	Live Oxen, Other Than Pure-bred Breeding Animals	16,739,875	127,038,524	34,248,943	261,127,059
2710197900	Other Fuel Oils	7,118,508	527,203,951	3,688,455	259,006,531
8517709900	Other Parts In Subheading 85.17.70	729,960	3,147,321	67,248,371	251,519,401
8443910000	Part & Accessori Of Print Machinery Used For Print By Component Of Head 84.42	1,219,021	5,939,978	49,674,874	248,264,847
7304190000	Oth.tube,pipe&hollow Profile,seamless, Line Pipe Of A Kind Use For Oil/gas Pipe	59,010,924	211,452,616	61,155,219	241,462,688
8406900000	Parts Of Steam Turbines And Parts	1,164,538	10,339,394	14,487,104	236,995,548
8528512000	Oth Color Monitor Use In An Auto Data Process System Head. 84.71	1,434,700	7,272,411	46,497,920	234,420,357
7204490000	Other Ferrous Waste And Scrap :	126,128,409	572,135,325	53,031,150	224,111,182
3902102000	Polypropylene In Granule Form	31,451,152	167,348,666	43,375,546	223,709,230
7403110000	Refined Copper For Cathodes And Sections Of Cathodes	608,340	30,946,150	4,116,531	221,456,654
8905909000	Oth Vessels W/navigability Of Which Is Subsidiary To Their Main Function	4,204,056	45,622,434	33,502,509	210,095,864
8708999900	Other Parts,acces For Other Vehicles Of Heading 87.02, 8704, 8705	4,559,132	24,789,597	29,878,328	200,721,394
8708999300	Other Parts,acces For Other Vehicles Of Heading 87.03	6,064,268	24,668,423	50,692,212	199,596,965
8431499000	Oth Parts Of Machinery Of Heading 84.26, 84.29/84.30	6,902,067	32,442,700	42,203,707	197,731,551
8473309000	Parts & Access Ofother Machines Of Heading 84.71	1,046,198	7,147,369	28,884,214	189,628,236

I-2 IMPOR MENURUT GOLONGAN BARANG SITC / IMPORT BY SITC COMMODITY GROUPS
 *** JUNI / JUNE 2010 ***

SITC	Uraian golongan barang Group description	Berat bersih / Net weight (Kg)		Nilai / Value C.I.F. (US \$)	
		Bulan ini Current month	Kumulatif Cum. Jan. to	Bulan ini Current month	Kumulatif Cum. Jan. to date
	A. By Commodity 1 digit SITC				
0	Bahan makanan dan binatang hidup	1,362,351,476	7,414,495,643	716,359,516	4,408,469,486
1	Minuman dan tembakau	14,582,189	68,925,529	49,200,522	249,221,018
2	Bahan mentah	1,647,507,326	8,907,200,208	690,645,719	3,418,133,645
3	Bahan bakar, bahan penyemir, dsb	3,650,534,784	19,581,843,952	2,396,711,446	13,165,956,788
4	Minyak/lemak nabati dan hewan	6,385,170	70,811,918	9,142,609	86,980,136
5	Bahan kimia	1,354,926,788	7,233,882,806	1,496,212,959	8,041,861,534
6	Hasil industri menurut bahan	1,438,628,436	7,205,598,576	1,859,502,675	9,499,993,840
7	Mesin dan alat pengangkutan	469,314,733	2,431,309,625	4,125,480,339	21,965,330,654
8	Hasil industri lainnya	67,253,352	306,776,697	409,570,345	2,069,253,286
9	Barang dan transaksi khusus lainnya	480,226	2,214,174	7,174,937	32,178,982
	TOTAL IMPORT	10,011,964,480	53,223,059,128	11,760,001,067	62,937,379,369
	B. By Commodity 2 digit SITC				
00	Live animal for food	16,766,708	127,826,804	34,349,158	263,045,965
01	Meat and meat preparations	11,449,204	66,470,200	31,072,212	182,963,278
02	Dairy product and eggs	30,166,200	157,577,605	91,916,910	471,288,093
03	Fish, crustaceans, molluscs and their preparations	9,299,194	78,733,868	11,154,630	80,265,904
04	Cereals and cereal preparations	755,576,232	3,375,514,115	201,755,814	975,739,517
05	Fruits and vegetables	95,081,204	660,006,227	81,991,377	528,763,315
06	Sugar, sugar preparations, and honey	120,706,088	948,131,521	57,454,424	627,092,298
07	Coffee, tea, cocoa, and spices	8,111,839	71,389,663	21,632,546	159,985,169
08	Feeding stuff for animals	298,804,641	1,846,742,715	134,197,927	867,310,970
09	Miscellaneous food preparations	16,390,166	82,102,925	50,834,518	252,014,977
11	Beverages	7,305,367	35,535,928	5,147,311	26,604,662
12	Tobacco and tobacco manufactured	7,276,822	33,389,601	44,053,211	222,616,356
21	Hides, skins and furskins	1,862,441	7,943,201	1,135,538	4,302,477
22	Oil seeds, nuts, and kernels	172,317,364	1,080,267,059	90,169,591	561,956,384
23	Crude rubber	26,735,652	135,707,063	62,759,195	293,035,766
24	Wood, lumber, and cork	26,022,741	116,708,174	12,271,545	53,825,851
25	Pulp and waste paper	376,752,994	1,854,082,807	164,369,225	735,020,362
26	Textile fibres and their waste	71,180,664	416,095,384	150,989,700	813,560,354
27	Crude fertilizers and crude minerals	467,755,537	2,950,777,760	49,356,133	272,587,825
28	Metalliferous ores and metal scraps	502,113,145	2,328,428,291	148,157,710	625,738,264
29	Crude animals and vegetable materials, nes	2,766,788	17,190,469	11,437,082	58,106,362
32	Coal, coke, and briquettes	8,907,530	58,127,927	2,800,869	17,517,292
33	Petroleum and petroleum products	3,550,866,893	19,058,364,787	2,324,703,026	12,799,666,535
34	Gas; natural and manufactured	90,760,361	465,351,238	69,207,551	348,772,961
41	Animal oils and fats	528,388	2,946,804	1,251,679	9,407,742
42	Fixed vegetable oils/fats	2,982,736	47,058,561	3,906,774	46,996,669
43	Animal vegetable oils/fats	2,874,046	20,806,553	3,984,156	30,575,725
51	Organic chemicals	312,401,428	1,841,929,603	444,142,184	2,532,009,098
52	Inorganic chemicals	309,767,637	1,322,640,309	120,331,168	555,358,002
53	Dyeing, tanning, and colouring materials	31,004,576	161,607,310	87,733,748	447,863,552
54	Medical and pharmaceutical products	2,967,762	16,307,540	61,695,449	359,541,695
55	Essential oils and perfumery materials	18,436,964	93,422,808	87,940,785	422,960,088
56	Manufactured fertilizers	386,488,016	2,007,363,714	128,641,172	709,986,567
57	Plastics in primary forms	162,919,480	902,762,252	299,887,595	1,591,322,698
58	Plastics in non-primary forms	26,705,434	119,874,397	70,987,697	345,503,771
59	Chemical materials and its products, nes	104,235,491	767,974,873	194,853,161	1,077,316,063
61	Leather, leather med, nes	3,712,926	16,732,725	27,413,681	133,954,533
62	Rubber manufactured, nes	19,432,786	121,042,423	91,369,041	500,148,904
63	Wood and cork manufactured	37,717,558	214,023,578	18,431,165	97,213,536
64	Paper, paperboard, and manufactured thereof	53,987,354	303,329,586	89,160,707	483,751,888
65	Textile yarns, fabrics, and their products	67,757,453	315,224,938	383,854,675	1,837,507,829
66	Non metallic minerals manufactured	347,055,016	1,477,031,672	76,040,581	374,090,486
67	Iron and steel	781,386,985	3,982,037,631	744,064,129	3,534,071,268
68	Non ferrous metals	65,016,376	403,088,496	206,440,861	1,280,554,967
69	Manufactured of metal, nes	62,561,982	373,087,527	222,727,835	1,258,700,429
71	Power generating machine and equipments	44,247,745	233,094,245	391,667,625	2,161,806,333
72	Machinery specialized for particular industry	68,625,669	327,999,102	517,521,967	2,592,893,347
73	Metalworking machinery	8,596,944	39,584,242	63,826,213	311,466,446
74	General industrial machinery and equipments	83,483,884	383,193,745	603,764,073	3,322,618,530
75	Office machinery and automatic data processing	9,557,241	49,275,313	213,806,296	1,265,709,576
76	Telecommunication and reproducers apparatus	15,786,916	78,977,282	523,801,386	2,809,304,064
77	Electrical machinery and apparatus	63,726,574	274,217,044	729,454,244	3,723,986,453
78	Road vehicles	99,850,956	419,936,290	694,084,418	3,315,935,459
79	Other transportation equipments	75,438,804	625,032,362	387,554,117	2,461,610,446
81	Sanitary, plumbing, and fittings	4,595,959	18,809,364	18,392,592	65,958,425
82	Furniture	8,070,294	35,388,137	19,389,661	93,493,279
83	Traveling goods	2,786,664	11,180,762	10,250,973	48,456,077
84	Clothing	6,373,374	24,423,938	37,089,557	164,698,003
85	Footwear	6,339,048	20,924,486	27,286,739	106,269,606
87	Professional, scientific, and contractor instruments	5,171,270	27,343,209	97,522,741	576,057,365
88	Photographic apparatus, equipments and optics	2,386,930	12,094,938	29,402,644	146,535,802
89	Miscellaneous manufactured articles	31,529,813	156,611,863	170,235,438	867,784,729
96	Coin; not being legal tender	450,018	2,076,066	1,880,676	8,663,078
97	Gold; non monetary	30,208	138,108	5,294,261	23,515,904
	TOTAL IMPORT	10,011,964,480	53,223,059,128	11,760,001,067	62,937,379,369

I-2 IMPOR MENURUT GOLONGAN BARANG SITC / IMPORT BY SITC COMMODITY GROUPS
 *** JUNI / JUNE 2010 ***

SITC	Uraian golongan barang Group description	Berat bersih/ Net weight (Kg)		Nilai/Value C.I.F (US\$)	
		Bulan ini Current month	Kumulatif Cum.Jan.to date	Bulan ini Current month	Kumulatif Cum.Jan.to date
C. By Commodity 3 digit SITC					
001	Live Animals Other Than Fish	16,766,708	127,826,804	34,349,158	263,045,965
011	Meat Of Bovine Animals Fresh, Chilled Or Frozen	6,437,349	40,904,127	19,940,082	128,230,324
012	Other Meat, Other Edible Meat Offal, Fresh, Chilled Or Frozen	4,881,231	24,911,110	10,860,558	52,618,400
016	Meat And Edible Meat Offal, Salted, Dried, Edible Flour Of Meat	4,285	41,817	20,352	319,842
017	Meat And Edible Meat Offal, Prepared Or Preserved	126,339	613,146	251,220	1,794,712
022	Milk,cream, And Milk Products Other Than Butter Or Cheese	26,522,855	139,949,293	75,130,640	391,513,961
023	Butter And Other Fats From Milk	1,788,630	8,742,507	8,859,972	39,527,470
024	Cheese And Curds	1,720,883	8,028,334	7,149,487	35,581,176
025	Eggs, Birds, And Egg Yolks; Fresh, Dried Or Otherwise Preserved	133,832	857,471	776,811	4,665,486
034	Fish, Fresh, Chilled Or Frozen	5,781,496	56,020,314	6,093,755	49,772,102
035	Fish, Dried Salted Or In Brine; Smoked Fish	2,068,361	15,932,901	1,721,991	12,778,888
036	Crustaceans, Molluscs, And Aquatic Invertebrates	1,182,145	5,140,989	2,660,520	12,915,503
037	Fish, Crustaceans, Molluscs, And Other Aquatic Invertebrates; Prepared	267,192	1,639,664	678,364	4,799,411
041	Wheat And Meslin, Unmilled	372,662,906	2,297,983,505	97,887,093	628,381,232
042	Rice	34,911,558	116,467,684	11,468,927	57,991,400
044	Maize, Unmilled	280,722,547	574,326,609	63,721,912	133,692,990
045	Cereals, Unmilled	1,979,531	8,110,869	743,399	3,038,557
046	Meal And Flour Of Wheat And Flour Of Meslin	58,024,984	339,024,139	18,789,117	111,199,139
047	Other Cereal Meals And Flours	686,690	3,859,883	276,218	1,524,039
048	Cereal Preparations And Preparations Of Flours/starches Of Fruit	6,588,016	35,741,426	8,869,148	39,912,160
054	Vegetables, Fresh, Chilled, Frozen Or Simply Preserved	39,884,689	309,207,683	23,764,261	177,799,665
056	Vegetables, Roots And Tubers, Prepared Or Preserved Nes	3,651,048	24,328,048	5,238,763	32,394,295
057	Fruit And Nut; Fresh Or Dried	47,975,557	311,082,531	48,311,681	298,021,366
058	Fruits, Preserved And Preparations	2,412,578	9,401,884	2,672,970	10,059,369
059	Fruit And Vegetable Juices	1,157,332	5,986,081	2,003,702	10,488,620
061	Sugar, Molasses, And Honey	119,908,375	944,363,251	55,234,789	615,767,172
062	Sugar Confectionery	797,713	3,768,270	2,219,635	11,325,126
071	Coffee And Coffee Substitutes	776,527	18,192,396	2,724,555	37,282,985
072	Cocoa	2,835,072	24,708,147	10,039,007	82,966,192
073	Chocolate And Other Food Preparations Containing Cocoa	616,962	2,770,161	2,855,758	10,913,376
074	Tea And Mate	1,349,873	5,668,631	3,046,462	14,213,201
075	Spices	2,533,405	20,050,328	2,966,764	14,609,415
081	Feeding Stuff For Animals	298,804,641	1,846,742,715	134,197,927	867,310,970
091	Margarine And Shortening	419,956	1,906,599	1,976,634	9,396,439
098	Edible Products And Preparations	15,970,210	80,196,326	48,857,884	242,618,538
111	Non-alcoholic Beverages, Nes	7,185,048	35,068,748	4,744,498	24,590,937
112	Alcoholic Beverages	120,319	467,180	402,813	2,013,725
121	Tobacco, Unmanufactured And Refused	6,260,808	25,731,122	36,231,644	170,499,876
122	Tobacco, Manufactured	1,016,014	7,658,479	7,821,567	52,116,480
211	Hides And Skins, Raw	1,862,439	7,941,530	1,135,469	4,181,014
212	Furskins, Raw	2	1,671	69	121,463
222	Oil Seeds Use For Extraction Ofsoft Fixed Vegetable Oils	172,287,056	1,077,390,420	89,523,784	558,792,798
223	Oil Seeds Use For Extraction Of Other Fixed Vegetable Oils	30,308	2,876,639	645,807	3,163,586
231	Natural Rubber Latex;natural Rubber And Similar Natural Gums	1,828,823	10,179,420	4,184,508	21,360,012
232	Synthetic Rubber Latex, Synthetic/reclaimed Rubber	24,906,829	125,527,643	58,574,687	271,675,754
244	Cork,natural,raw And Waste	14,481	27,249	26,567	78,164
245	Fuel Wood And Wood Charcoal	5,736,118	19,376,128	1,245,669	4,432,889
246	Wood In Chips Or Particles And Waste	125,601	908,256	75,501	393,991
247	Wood In The Rough Or Roughly Squared	6,831,958	30,923,258	1,555,364	7,267,436
248	Wood, simply Worked And Railway Sleeper Of Wood	13,314,583	65,473,283	9,368,444	41,653,371
251	Pulp And Waste Paper	376,752,994	1,854,082,807	164,369,225	735,020,362
261	Silk	0	1,923	0	9,703
263	Cotton	51,173,825	318,509,542	95,559,164	543,373,232
264	Jute And Other Textile Bast Fibres	0	208,549	0	231,382
265	Vegetable Textile Fibres,raw Or Processed;waste Of These Fibres	62,879	639,791	53,176	539,014
266	Synthetic Fibres Suitable For Spinning	13,941,977	67,594,288	32,221,846	153,426,568
267	Other Man-made Fibres Suitable For Spinning And Waste	5,582,625	27,908,572	21,790,730	108,030,119
268	Wool And Other Animal Hair	143,610	864,756	1,300,386	7,286,574
269	Old Clothing And Other Old Textile Articles; Rags	275,748	367,963	64,398	663,762
272	Fertilizers, Crude	40,413,281	212,974,182	6,122,887	30,790,568
273	Stone, Sand And Gravel	151,428,215	1,115,759,333	6,996,596	42,815,565
274	Sulphur And Unroasted Iron Pyrites	3,822,467	133,618,373	1,098,437	20,016,912
277	Natural Abrasives	1,186,646	11,292,194	496,144	3,996,133
278	Other Crude Minerals	270,904,928	1,477,133,678	34,642,069	174,968,647
281	Iron Ore And Concentrates	301,870,565	1,271,361,516	44,652,214	155,205,239
282	Waste And Scrap Metal Of Iron/steel	145,589,151	807,726,832	61,844,984	309,411,352
283	Copper Ores And Concentrates	5,622	156,084	67,334	571,593
284	Nickel Ores And Concentrates	671	980	39,306	43,800
285	Aluminium Ores And Concentrates	46,220,277	209,673,559	18,543,293	75,270,855
287	Ores And Concentrates Of Basemetals	2,287,274	15,412,375	2,635,198	15,947,620
288	Non-ferrous Base Metal Waste And Scraps	6,139,565	24,064,845	20,364,346	68,367,482
289	Ores And Concentrates Of Precious Metals; Waste,scraps	20	32,100	11,035	920,323
291	Crude Animal Materials	1,069,158	6,127,346	5,017,838	18,183,742
292	Crude Vegetable Materials	1,697,630	11,063,123	6,419,244	39,922,620
321	Coals, Pulverized Or Not	874,977	23,134,459	250,480	5,457,360
322	Briquettes, Lignite And Peat	456,207	1,336,442	126,910	580,000
325	Coke And Semi Coke Of Coal/lignite/peat	7,576,346	33,657,026	2,423,479	11,479,932

I-2 IMPOR MENURUT GOLONGAN BARANG SITC / IMPORT BY SITC COMMODITY GROUPS
 *** JUNI / JUNE 2010 ***

SITC	Uraian golongan barang Group description	Berat bersih/ Net weight (Kg)		Nilai/Value C.I.F (US\$)	
		Bulan ini Current month	Kumulatif Cum.Jan.to date	Bulan ini Current month	Kumulatif Cum.Jan.to date
C. By Commodity 3 digit SITC					
333	Petroleum Oil, Crude	1,213,379,527	7,176,036,896	681,046,578	4,223,340,665
334	Petroleum Products, Refined	2,281,140,142	11,622,018,630	1,610,268,159	8,420,075,464
335	Residual Petroleum Products, And Related Materials	56,347,224	260,309,261	33,388,289	156,250,406
342	Liquefied Propane And Butane	90,750,909	465,232,804	69,171,780	348,520,241
343	Natural Gas, Liquefied Or Not	0	976	0	17,357
344	Petroleum Gases And Other Gas	9,312	26,925	33,315	174,257
345	Coal Gas, Water Gas And Similar Gas	140	90,533	2,456	61,106
411	Animal Oils And Fats	528,388	2,946,804	1,251,679	9,407,742
421	Fixed Vegetable Fats And Oils Soft,crude,refined Or Fractioned	2,328,979	12,494,961	2,870,195	16,505,565
422	Fixed Vegetable Fats And Oils Solid,crude,refined Or Fractioned	653,757	34,563,600	1,036,579	30,491,104
431	Animal And Vegetable Oil; Fat Processed And Their Wax	2,874,046	20,806,553	3,984,156	30,575,725
511	Hydrocarbon And Their Halogenated, Nitrated Derivatives	173,406,334	1,031,066,358	192,959,702	1,145,265,266
512	Alcohols,phenols,phenol-alcohols And Their Halogenated	50,671,378	359,541,089	52,953,078	358,759,687
513	Carboxylic Acids,and Their Anhydrides,halides,peroxides	42,871,705	214,818,029	59,402,389	291,098,851
514	Nitrogen-function Compounds	13,810,319	84,117,895	42,303,096	242,717,380
515	Organo-inorganic And Heterocyclic Compounds	14,712,993	85,162,228	62,301,412	353,721,826
516	Other Organic Chemicals	16,928,699	67,224,004	34,222,507	140,446,088
522	Inorganic Chemical Elements, Oxides And Halogen Salts	86,828,365	397,847,703	58,280,707	265,627,798
523	Metallicsalts And Peroxysalts	218,480,129	909,767,070	58,301,112	269,602,810
524	Other Inorganic Chemicals;chemical Compound Of Precious Metals	4,448,992	14,956,363	3,024,253	13,727,225
525	Radioactive And Associated Materials	10,151	69,173	725,096	6,400,169
531	Synthetic Organic; Colouring Matter	5,881,810	31,992,233	28,590,847	147,859,770
532	Dyeing/tanning Extracts And Synthetic Tanning Materials	494,640	4,615,965	884,815	7,014,449
533	Pigments, Paints, Varnishes, And Related Materials	24,628,126	124,999,112	58,258,086	292,989,333
541	Medicinal And Pharmaceutical Products	1,438,874	9,519,144	35,082,532	206,819,886
542	Medicaments, Including Veterinary Medicaments	1,528,888	6,788,396	26,612,917	152,721,809
551	Essential Oils, Perfumes, And Flavour Materials	3,393,514	15,825,865	36,919,765	178,495,191
553	Perfumery, Cosmetics, And Toilet Preparations	5,286,230	23,895,414	28,419,352	129,502,956
554	Soap,cleansing And Polishing Preparations	9,757,220	53,701,529	22,601,668	114,961,941
562	Fertilizers, Manufactured	386,488,016	2,007,363,714	128,641,172	709,986,567
571	Polymers Of Ethylene In Primary Forms	48,408,815	265,800,711	71,115,493	379,406,378
572	Polimers Of Styrene In Primary Forms	12,684,313	75,521,509	27,537,435	148,698,253
573	Polimers Of Vinyl Chloride In Primary Forms	3,902,243	20,531,258	6,797,374	32,619,798
574	Poliacetals And Polycarbons In Primary Forms	18,950,815	110,764,130	45,844,730	240,827,632
575	Other Plastics In Primary Forms	77,042,651	423,904,107	148,043,149	788,101,468
579	Waste And Scrap Of Plastics	1,930,643	6,240,537	549,414	1,669,169
581	Tubes, Pipes, And Hoses Of Plastics	2,405,634	9,973,746	7,118,997	58,525,960
582	Plates, Sheets, And Film Of Plastics	23,846,505	108,511,804	62,314,063	281,055,387
583	Monofilament And Rod Of Plastics	453,295	1,388,847	1,554,637	5,922,424
591	Disinfectants, Insecticides, And Fungicides Put In Forms	3,790,546	25,280,250	19,364,198	107,932,963
592	Starches, Inulin, And Wheat Glutenal Buminoidal Substances; Glues	43,941,097	473,447,567	39,383,860	303,033,151
593	Explosive And Pyrotechnic Products	2,407,387	6,702,911	15,373,693	42,681,871
597	Additive For Mineral Oils	25,200,352	85,544,327	49,181,418	199,039,030
598	Miscellaneous Chemical Products	28,895,621	176,990,478	71,545,766	424,610,265
599	Residual products of chemical or allied industries, sewage sludge;other	488	9,340	4,226	18,783
611	Leathers	3,690,462	16,609,462	27,174,230	132,856,744
612	Manufactures And Composition Leathers	17,408	113,822	155,659	935,668
613	Furskins, Tanned Or Dressed	5,332	9,441	83,792	162,121
621	Materials Of Rubber	3,846,038	45,686,137	22,870,179	121,227,936
625	Rubber Tyre,tyre Cases,tyre Treads,inner Tubes, And Tyre Flaps	10,504,367	54,750,543	38,419,034	216,880,569
629	Articles Of Rubbers	5,082,381	20,605,743	30,079,828	162,040,399
633	Cork Manufactures	45,929	348,079	231,805	1,262,877
634	Veneers,plywood,improved/reconstituted Wood Worked	36,391,561	207,496,028	14,686,518	79,740,744
635	Wood Manufactures	1,280,068	6,179,471	3,512,842	16,209,915
641	Papers And Paperboards	45,155,206	255,442,520	61,297,610	333,105,451
642	Paper And Paperboard Cut To Size/shape And Article Of Papers	8,832,148	47,887,066	27,863,097	150,646,437
651	Textile Yarns	12,389,292	60,708,003	39,678,178	194,743,860
652	Cotton Fabrics, Woven	12,358,658	55,969,772	93,756,212	429,317,318
653	Fabrics, Woven, Of Man-made Fibres	12,065,517	51,326,395	79,836,053	348,792,413
654	Textile Fabrics, Woven, Other Than Of Cotton Or Man-made Fibres	627,602	3,128,825	6,278,399	32,901,380
655	Knitted Or Crocheted Fabrics	10,849,343	53,120,995	81,202,207	409,876,620
656	Tulle,lace,embroidery,ribbons,trimmings And Other Small Wares	1,675,823	8,684,156	19,258,851	104,457,645
657	Special Yarns,textile Fabrics	13,513,995	63,694,785	55,250,212	277,071,196
658	Made-up Articles, Wholly/chiefly Of Textile Materials	3,132,729	12,348,460	5,957,451	28,037,533
659	Floor Coverings	1,144,494	6,243,547	2,637,112	12,309,864
661	Lime,cement And Fabricated Construction Materials	271,481,230	1,100,889,005	16,359,404	65,100,006
662	Clay And Refractory Construction Materials	31,202,558	151,975,990	15,086,576	90,074,983
663	Mineral Manufactures	10,695,230	54,390,596	17,674,736	86,966,080
664	Glass	21,696,400	111,103,890	16,752,596	84,163,015
665	Glassware	10,222,909	48,087,492	9,095,859	42,187,885
666	Pottery	1,752,565	10,564,803	979,797	5,178,630
667	Pearl, Precious And Semi Precious Stones	4,124	19,896	91,613	419,887
671	Pig Iron,spiegeleisen,sponge Iron, And Ferro-alloys	8,516,764	138,502,215	12,096,669	92,111,826
672	Ingots And Other Iron/steel In Primary Forms	255,564,302	1,274,265,737	164,445,743	675,385,905
673	Flat Rolled Products, Not Clad	193,908,504	1,016,698,517	151,285,451	750,491,269
674	Flat Rolled Products, Clad Or Plated	50,366,028	315,642,257	53,806,935	321,065,604
675	Flat Rolled Products And Alloy Steels	56,620,098	241,367,038	80,733,217	341,134,327

I-2 IMPOR MENURUT GOLONGAN BARANG SITC / IMPORT BY SITC COMMODITY GROUPS
 *** JUNI / JUNE 2010 ***

SITC	Uraian golongan barang Group description	Berat bersih/ Net weight (Kg)		Nilai/Value C.I.F (US\$)	
		Bulan ini Current month	Kumulatif Cum.Jan.to date	Bulan ini Current month	Kumulatif Cum.Jan.to date
C. By Commodity 3 digit SITC					
676	Iron/steel Bars, Rods, Angels, Shaped And Sections	88,734,650	450,988,279	85,351,960	407,885,850
677	Rail/railway And Tractor Construction Of Iron/steel Materials	791,611	7,404,050	1,070,261	9,619,523
678	Wire Of Iron/steel	16,779,712	105,238,530	21,653,929	112,948,814
679	Tubes, Pipes, Hollow Profile, Pipe Fitting Of Iron/steel	110,105,316	431,931,008	173,619,964	823,428,150
681	Silver, Platinum, And Other Metal Of The Platinum Groups	9,653	31,871	1,601,539	7,362,963
682	Copper	7,151,235	84,701,511	51,013,772	450,386,289
683	Nickel	181,948	756,050	3,406,376	11,190,614
684	Aluminium	38,905,721	217,990,909	105,048,188	564,570,854
685	Lead	7,740,018	38,834,198	17,127,420	87,800,161
686	Zinc	10,814,561	58,817,340	24,402,827	138,545,972
687	Tin	106,246	509,220	1,777,020	7,493,305
689	Miscellaneous Non-ferrous Basemetals Employed In Metallurgy	106,994	1,447,397	2,063,719	13,204,809
691	Structures And Parts Of Iron/steel Or Aluminium	8,115,454	76,281,732	24,901,980	192,350,871
692	Metal Containers For Storage And Transportations	3,889,716	22,647,044	9,897,270	97,532,820
693	Wire Products And Fencing Grills	6,170,101	31,937,611	11,091,826	59,691,518
694	Nails, Screws, Nuts, Bolts, Rivets Of Iron/steel Or Copper	9,900,259	51,870,913	50,530,633	227,047,317
695	Tools For Used In The Hand Or In Machines	4,611,171	21,045,979	26,070,826	140,682,926
696	Cutlery	975,059	5,298,489	3,629,551	19,460,967
697	Household Equipment Of Base Metals	3,281,585	15,311,289	8,838,709	40,021,762
699	Manufactures Of Base Metals	25,618,637	148,694,470	87,767,040	481,912,248
711	Steam And Other Vapour Generating Boilers And Parts	9,596,530	63,617,590	74,915,178	397,702,602
712	Steam Or Other Generating Boilers And Parts	4,526,108	22,364,844	39,484,690	318,446,933
713	Internal Combustion Piston Engines And Parts	15,626,209	77,287,563	154,567,858	752,963,268
714	Engines And Motors, Non-electric And Parts	169,523	1,621,955	17,990,723	159,344,548
716	Rotating Electric Plants And Parts	13,584,484	63,258,872	88,936,174	437,785,346
718	Other Power Generating Machines And Parts	744,891	4,943,421	15,773,002	95,563,636
721	Agricultural Machinery And Parts	1,150,700	5,633,814	7,941,566	42,601,369
722	Tractors	679,201	3,176,497	4,884,532	21,799,468
723	Civil Engineering And Contractor Plants And Equipments/parts	39,016,836	166,284,211	236,541,365	1,019,428,444
724	Textile/leather Machinery And Parts	6,067,539	33,187,771	47,891,215	236,429,700
725	Papermill/pulpmill Machinery And Paper Cutting Machines	3,540,815	12,837,131	34,288,168	139,271,142
726	Printing/book Binding Machinery And Parts	2,907,586	12,912,896	75,715,051	349,656,365
727	Food Processing Machines And Parts	2,006,148	21,604,514	12,137,908	150,863,093
728	Other Machines And Equipment Specialized For Particular Industry	13,256,844	72,362,268	98,122,162	632,843,766
731	Machine Tools By Removing Metal	2,441,507	12,511,084	19,832,069	119,011,458
733	Machine Tool For Working Metals	2,946,374	13,508,477	21,096,860	81,689,257
735	Parts Of Machine Tools	664,636	2,356,569	4,767,696	32,148,869
737	Metalworking Machinery And Parts	2,544,427	11,208,112	18,129,588	78,616,862
741	Heating And Cooling Equipments And Parts	15,547,692	80,390,602	103,572,973	585,613,910
742	Pumps For Liquid And Parts	6,923,814	38,304,475	65,976,692	383,216,963
743	Pumps, Compressors, Fans, Blowers, Centrifuges, And Parts	10,096,947	54,648,484	82,061,814	470,500,034
744	Mechanical Handling Equipments And Parts	17,278,657	72,008,457	83,295,133	408,070,702
745	Other Non-electrical Machinery, Tools, And Mechanical Apparatus	3,138,336	14,701,637	35,062,221	235,582,292
746	Ball Or Roller Bearings	11,682,510	27,968,626	44,111,105	203,296,426
747	Taps, Cocks, And Valves For Pipes	4,683,981	28,851,591	49,693,978	349,432,285
748	Transmission Shafts And Cranks	11,318,421	53,726,488	103,866,620	517,489,410
749	Non-electric Parts And Accessories Of Machineries	2,813,526	12,593,385	36,123,537	169,416,508
751	Office Machines	3,362,834	16,572,720	44,907,083	216,479,225
752	Automatic Data Processing Machines And Their Units	4,399,272	22,382,226	125,786,124	778,641,231
759	Parts And Accessories For Machine Of Heading 751 Or 752	1,795,135	10,320,367	43,113,089	270,589,120
761	Television Receivers	3,531,227	16,635,419	62,341,490	334,041,890
762	Radio Broadcast Receivers	128,693	660,221	3,996,017	17,404,274
763	Sound Recorders Or Reproducers	198,327	1,092,369	3,245,790	12,761,050
764	Telecommunication Equipments And Parts	11,928,669	60,589,273	454,218,089	2,445,096,850
771	Electric Power Machinery And Parts	4,074,439	22,081,198	39,237,759	211,648,751
772	Electrical Apparatus For Making And Breaking Electrical Circuits	12,114,238	51,153,499	168,861,746	917,913,436
773	Equipment For Distributing Electricity	9,602,753	45,374,893	61,129,009	342,006,827
774	Electrical Apparatus For Medical Purposes And Radiological Apparatus	92,765	792,996	5,826,924	47,401,309
775	Household Type, Electrical/non-electrical Equipments	8,586,983	45,622,573	34,556,199	335,652,440
776	Thermionic, Cold Cathode, And Photo Cathode Valves/tubes	4,225,075	23,453,250	191,847,657	887,221,109
778	Electrical Machinery And Apparatus	25,030,321	85,738,635	227,994,950	982,142,581
781	Passenger Motor Cars	24,675,323	91,051,220	187,175,774	873,275,827
782	Motor Vehicle For The Transportation Of Goods	29,988,868	119,476,592	248,264,808	1,116,594,149
783	Road Motor Vehicles	1,268,401	7,806,772	9,348,201	54,124,169
784	Parts And Accessories Of The Motor Vehicles	23,774,927	114,383,958	180,189,032	928,945,053
785	Motorcycles, Scooters, And Other Cycles Motorized/non Motorized	17,872,909	76,290,586	62,291,827	307,494,908
786	Trailers And Other Vehicles, Not Motorized	2,270,528	10,927,162	6,814,776	35,501,353
791	Railway Vehicles And Associated Equipments	537,492	5,040,687	6,901,466	28,793,402
792	Aircraft And Associated Equipments And Parts	882,447	5,516,747	217,818,687	1,380,221,738
793	Ships, Boats, And Floating Structures	74,018,865	614,474,928	162,833,964	1,052,595,306
811	Prefabricated Buildings	865,606	3,198,322	5,085,006	11,252,974
812	Sanitary, Plumbing, Heating, And Lighting Fixtures/fittings	1,278,087	4,942,143	3,497,493	11,200,162
813	Lighting Fixtures And Fittings	2,452,266	10,668,899	9,810,093	43,505,289
821	Furnitures And Parts	8,070,294	35,388,137	19,389,661	93,493,279
831	Travel Goods	2,786,664	11,180,762	10,250,973	48,456,077
841	Men's Coats/jackets, Not Knitted	859,104	2,918,025	3,833,069	15,799,767
842	Women's Coats/jacket, Not Knitted	1,064,635	3,417,639	4,956,947	21,370,598

I-2 IMPOR MENURUT GOLONGAN BARANG SITC / IMPORT BY SITC COMMODITY GROUPS
 *** JUNI / JUNE 2010 ***

SITC	Uraian golongan barang <i>Group description</i>	Berat bersih/ <i>Net weight</i> (Kg)		Nilai/ <i>Value C.I.F</i> (US\$)	
		Bulan ini <i>Current month</i>	Kumulatif <i>Cum.Jan.to date</i>	Bulan ini <i>Current month</i>	Kumulatif <i>Cum.Jan.to date</i>
C. By Commodity 3 digit SITC					
843	Men's Coats/jackets, Knitted	281,072	1,100,969	1,984,571	8,984,566
844	Women's Coats/jackets, Knitted	1,559,581	5,232,729	6,298,132	21,203,322
845	Articles Of Apparel	1,076,902	4,274,385	8,320,709	36,720,597
846	Clothing Accessories Of Textiles Fabrics	369,633	1,675,018	4,179,234	26,532,736
848	Articles Of Apparel And Clothing Accessories Of Other Than Textile Fab	1,162,447	5,805,173	7,516,895	34,086,417
851	Footwears	6,339,048	20,924,486	27,286,739	106,269,606
871	Optical Instrument And Apparatus	67,056	740,245	2,377,651	16,747,066
872	Medical Instruments And Appliances	1,152,623	6,095,914	13,739,667	68,110,164
873	Meters And Counters	1,325,835	5,788,426	23,677,911	119,622,062
874	Measuring, Checking, Analysing, And Controlling Instrument And	2,625,756	14,718,624	57,727,512	371,578,073
881	Photographic Apparatus And Equipments	159,235	1,020,991	3,046,368	16,014,182
882	Photographic And Chinematographic Supplies	1,063,731	6,223,791	5,684,810	33,119,524
883	Cinematograph Film, Exposed And Developed	10,748	39,294	751,420	2,752,182
884	Optical Goods	601,600	2,196,877	16,936,925	79,181,137
885	Watches And Clocks	551,616	2,613,985	2,983,121	15,468,777
891	Arms And Ammunitions	7,453	295,502	1,897,776	36,342,852
892	Printed Matter	1,335,437	6,649,949	12,706,029	62,883,486
893	Article Of Plastics	14,817,956	77,818,125	51,239,690	262,378,721
894	Baby Carriages, Toys, Games, And Sporting Goods	5,221,423	20,923,253	17,939,311	82,363,728
895	Office And Stationery Supplies	2,383,772	11,527,217	9,919,923	46,455,820
896	Works Of Art, Collectors Pieces And Antiques	32,560	172,047	145,102	988,377
897	Jewellery, Goldsmith, Silversmith Wares, And Other Articles	673,671	2,210,163	8,800,501	17,261,065
898	Musical Instrument And Parts/accessories	1,849,198	9,972,110	28,627,429	154,291,413
899	Other Miscellaneous Manufactured Articles	5,208,343	27,043,497	38,959,677	204,819,267
961	Coin Not Being Legal Tender	450,018	2,076,066	1,880,676	8,663,078
971	Gold, Non-monetary	30,208	138,108	5,294,261	23,515,904
TOTAL IMPORT		10,011,964,480	53,223,059,128	11,760,001,067	62,937,379,369

I.3. IMPOR MENURUT KOMODITI / IMPORT BY HS COMMODITY
 *** JUNI / JUNE 2010 ***

H S	Uraian Komoditi Commodity Description	Berat Bersih / Net Weight (Kg)		Nilai / Value C.I.F (US\$)	
		Bulan ini Current Month	Kumulatif Cum.Jan. to date	Bulan ini Current Month	Kumulatif Cum.Jan. to date
0101903000	Horses, oth than pure bred breeding	0	9,764	0	30,240
0102901000	Live oxen, other than pure-bredbreeding animals	16,739,875	127,038,524	34,248,943	261,127,059
0102902000	Live buffaloes, other than pure-bredbreeding animals	25,690	773,721	55,366	1,691,971
0104209000	Live goats,other than breeding animals	0	700	0	10,090
0105941000	Breed.fowl of the spec.gallus domesticus,oth than fighting cock, weight<=2000 g	474	3,416	23,173	164,304
0106190000	Live mammals, oth than primates, dolphinporpoises, manatees and dugongs	572	582	17,151	17,776
0106200000	Live reptiles (including snakes andturtles)	87	87	1,320	1,320
0106390000	Other birds, live	10	10	3,205	3,205
0201100000	Carcasses & half-carcasses of bovineanimals, fresh or chilled	0	20	0	221
0201200000	Oth cuts with bone in of bovine animals,fresh or chilled	69	69	1,296	1,296
0201300000	Meat of bovine animals, boneless,fresh or chilled	225,236	905,379	777,977	3,421,660
0202100000	Carcasses & half-carcasses of bovineanimals, frozen	40,298	40,298	146,655	146,655
0202200000	Oth cuts with bone in of bovine animals,frozen	427,654	1,704,547	853,366	3,393,901
0202300000	Meat of bovine animals, boneless,frozen	5,744,092	38,253,814	18,160,788	121,266,591
0203290000	Other meat of swine, frozen	0	16,820	0	24,127
0204220000	Oth cuts with bone in of sheep,fresh or chilled	3,557	15,543	35,905	133,303
0204230000	Other meat of sheep, boneless, fresh orchilled	338	1,840	4,612	24,696
0204410000	Carcasses & half-carcasses of sheep,frozen	1,773	11,072	14,870	84,405
0204420000	Oth cuts with bone in of sheep, frozen	43,233	204,010	334,458	1,474,775
0204430000	Other meat of sheep, boneless, frozen	24,069	97,134	195,014	716,905
0204500000	Meat of goats, fresh, chilled or frozen	0	29,188	0	94,107
0206210000	Tongues of bovine animals, frozen	3,122	12,186	4,600	23,073
0206220000	Livers of bovine animals, frozen	654,136	2,295,761	1,129,152	4,262,292
0206290000	Other edible offal of bovine animals,frozen	4,056,461	21,633,165	8,965,717	44,834,792
0206900000	Edible offal of sheep, goats, horses,asses, mules or hinnies, frozen	0	51,981	0	99,462
0207149000	Oth cuts & offals of fowl of the speciesgallus domesticus, frozen	0	106,767	0	167,583
0207250000	Meat and edible offal of turkeys, notcut in pieces, frozen	45,120	56,710	104,938	137,878
0207331000	Meat and edible offal of ducks,not cut in pieces, frozen	49,422	326,845	71,292	461,029
0207369000	Oth cut & offal of ducks, geese/guineafowls, frozen	0	49,460	0	69,108
0208900010	Frogs legs	0	2,000	0	9,700
0210999000	Oth meat & edible, incl. frours & mealssalted, in brine, dried or smoked	4,285	41,817	20,352	319,842
0301102000	Ornamental marine fish, live	0	8,609	0	7,156
0301103000	Freshwater ornamental fish, live	0	564	0	7,819
0301920000	Eels (anguilla spp.), live	0	2,604	0	48,449
0301993990	Other marine fish, live	10,800	10,800	5,236	5,236
0301994010	Tilapia fish, live	6,760	6,760	3,277	3,277
0301994090	Other freshwater fish, live	37,399	136,659	32,155	168,723
0302110000	Trout (salmo trutta & orcorhynchuses),excl.fillets, livers/roes, fresh/chilled	25,340	25,340	21,989	21,989
0302190000	Oth salmonidae fish,excl.fillet,liverand roes, fresh or chilled	71,119	260,060	62,977	227,752
0302230000	Sole fish, excl.fillets,livers & roesfresh or chilled	0	26,640	0	20,374
0302290000	Oth flat fish, excl.fillet,liver & roesfresh or chilled	0	25,000	0	25,000
0302390000	Oth tunas, excl.fillets, livers & roes,fresh or chilled	0	95,946	0	82,965
0302610000	Sardines, excl. fillets, livers & roes,fresh or chilled	30,380	621,261	26,246	534,656
0302620000	Haddock, excl. fillets, livers & roes,fresh or chilled	0	9,804	0	24,333
0302640000	Mackerel, excl. fillets livers & roes,fresh or chilled	0	22,539	0	18,466
0302691090	Other marine fish excl.fillets, liversand roes, fresh or chilled	64,088	325,171	55,764	270,909
0302692010	Tilapia, excl. fillets, livers and roes,fresh or chilled	29,397	170,299	25,787	146,016
0302692090	Other freshwater fish, excl.fillets,livers and roes, fresh or chilled	19,666	134,039	17,057	113,547
0302700000	Livers & roes of fish, fresh/chilled	2,714	8,301	4,065	13,618
0303110000	Sockeye salmon, excl.fillets, livers &roes, frozen	0	3,327	0	17,005
0303220000	Atlantic & danube salmon, excl.fillets,livers and roes, frozen	28,387	90,864	249,753	844,595
0303290000	Other salmonidae, excl.fillets, liversand roes, frozen	0	34,726	0	38,532
0303310000	Halibut, excl.fillets, livers and roes,frozen	1	975	1	4,905
0303330000	Sole, excl.fillets, livers & roes,frozen	0	1,021	0	7,300
0303390000	Oth flat fish, excl.fillets, livers &roes, frozen	41,300	65,300	142,741	155,941
0303410000	Albacore/longfinned tunas,excl.fillet,livers and roes, frozen	0	786,832	0	1,944,050
0303420000	Yellow fin tunas, excl.fillet, liver &roes, frozen	379,445	1,513,132	690,648	2,414,195
0303430000	Skipjack or stripe-bellied bonito,excl. fillets, livers and roes, frozen	656,000	5,856,909	960,200	6,018,541
0303490000	Oth tunas, excl. fillets,livers & roes,frozen	82,086	1,124,956	48,694	814,161
0303510000	Herring clupea harengus,clupea pallasii),excl.fillets,livers and roes,frozen	0	8,651	0	9,078
0303520000	Cod (gadus morhua, ogac, macrocephalu),excl. fillets,livers and roes,frozen	9,749	26,454	39,625	71,163
0303610000	Swordfish (xiphias gladius),excl. fillets,livers and roes,frozen	0	54,494	0	54,505
0303710000	Sardines, excl. fillets, livers and roes,frozen	435,972	1,551,645	292,363	1,073,326
0303740000	Mackerel, excl. fillets, livers and roes,frozen	2,416,146	31,935,448	1,776,316	22,958,559
0303750000	Dogfish and other sharks, excl. fillets,livers and roes, frozen	0	44,797	0	350,898
0303760000	Eels, excl. fillets, livers & roes,frozen	1,317	20,068	2,400	53,555
0303770000	Sea bass, excl. fillets, livers and roes,frozen	0	405	0	3,703
0303791090	Other marine fish, excl. fillets, liversand roes, frozen	896,879	7,982,664	679,714	6,447,947
0303792010	Tilapia, excl. fillets, livers and roes,frozen	49,100	273,455	32,201	182,387
0303792090	Other freshwater fish, excl. fillets,livers and roes, frozen	26,967	1,182,105	15,690	985,837
0303801000	Livers of fish, frozen	0	4,727	0	13,286
0303802000	Roes of fish, frozen	1,510	5,439	2,750	21,527
0304190000	Other fish fillets,fresh or chilled	19,000	19,020	27,550	27,560
0304210000	Swordfish (xiphias gladius)frozen fillets	0	28,678	0	213,891
0304290000	Other fish fillets,frozen	367,362	1,323,354	805,596	3,151,614
0304990000	Other fish meat (whether or not minced)frozen	72,612	190,472	72,960	153,756

I.3. IMPOR MENURUT KOMODITI / IMPORT BY HS COMMODITY
 *** JUNI / JUNE 2010 ***

HS	Uraian Komoditi Commodity Description	Berat Bersih / Net Weight (Kg)		Nilai / Value C.I.F (US\$)	
		Bulan ini Current Month	Kumulatif Cum.Jan. to date	Bulan ini Current Month	Kumulatif Cum.Jan. to date
0305100000	Flours, meals and pellets of fish,fit for human consumption	5,006	11,060	72,676	189,259
0305201000	Livers & roes of freshwater fish, dried,salted or salted or in brine	27,750	527,403	22,200	421,922
0305209000	Others livers & roes of fish, dried,smoked, salted or in brine	56	56	1,452	1,452
0305300000	Fish fillets, dried,salted or in brine,but not smoked	0	33,788	0	137,379
0305490000	Other smoked fish, including fillets	0	552	0	1,314
0305591000	Sharks fins, dried, salted/unsaltedbut not smoked	544	6,106	8,002	107,779
0305592000	Marine fish, including anchovies, dried,salted/unsalted, but not smoked	1,920,144	13,919,336	1,435,820	10,620,990
0305599000	Other dried fish, salted/unsalted butnot smoked	114,861	1,421,831	181,841	1,243,648
0305691000	Marine fish, incl sharks fin,salted butnot dried or smoked and in brine	0	12,529	0	54,873
0305699000	Other fish, salted but not dried orsmoked and in brine	0	240	0	272
0306110000	Rock lobsters and oth sea crawfish, (Ja,Palinurus,Panulirus spp.) frozen	0	19,188	0	47,970
0306130000	Shrimps and prawns, frozen	83,232	611,277	285,127	4,118,048
0306140000	Crabs, frozen	234,777	673,721	1,277,676	4,123,702
0306190000	Other, incl flours, meals & pellets ofcrustac, fit for human consump,frozen	384	2,194	8,580	26,950
0306231000	Shrimps and prawns, breeder	1,440	6,265	25,465	179,299
0306234900	Other shrimps and prawns, driedin oth than airtight containers	0	389	0	1,375
0306239900	Oth shrimps and prawns, not frozenin oth than airtight containers	0	1,002	0	1,440
0306249100	Crabs,in airtight container, not frozen	0	13,533	0	163,115
0306249900	Other crabs, not frozennot in airtight containers	50	21,141	716	256,766
0306299900	Other crustaceans, not frozenin oth than airtight containers	1,234	3,893	15,355	49,887
0307102000	Oysters, fresh, chilled or frozen	1,743	3,861	6,875	16,778
0307212000	Scallops, fresh or chilled	0	4,075	0	4,877
0307291000	Scallops, frozen	68,825	89,539	179,605	283,729
0307391000	Mussels, frozen	494	24,273	900	73,237
0307392000	Mussels, dried, salted or in brine	0	10	0	6
0307412000	Cuttle fish and squid,fresh or chilled	569	1,806	862	2,963
0307491000	Cuttle fish and squid, frozen	779,521	3,429,885	839,067	3,219,665
0307492000	Cuttlefish&squid,dried,salted/in brine	1,551	9,287	7,385	17,796
0307512000	Octopus, fresh or chilled	492	12,768	673	20,762
0307591000	Octopus, frozen	5,558	56,557	8,784	104,083
0307602000	Snails, other than sea snails, fresh,chilled or frozen	0	628	0	1,165
0307991000	Other molluscs, frozen	2,275	152,905	3,450	197,338
0307992000	Beche-de-mer(trepang), dried, saltedor in brine	0	98	0	328
0307999000	Oth aquatic invertebrates not crstceans,for human consumpt dried,salted/in brin	0	3,322	0	5,389
0401100000	Milk and cream, not concentrated, no addssugar, of a fat content, by weight < 1%	147,914	679,515	554,977	2,222,088
0401200000	Milk and cream, not concentrated, no addssugar, of a fat content, by weight 1- 6	95,738	261,987	140,977	305,425
0401300000	Milk and cream, not concentrated, no addssugar, of a fat content, by weight > 6%	143,919	1,223,098	341,953	3,429,153
0402103000	Milk&cream fat cont<=1.5%,in solid formadded sugar/oth sweet,in cont=> 20 kg	10,029,851	57,571,783	29,613,556	171,482,901
0402109000	Milk&cream fat cont<=1.5%,in solid formadded sugar/oth sweet,in cont< 20 kg	2,628,268	10,091,038	7,970,020	31,521,027
0402212000	Milk&cream fat cont> 1.5%,in solid formnot added sugar/oth sweet,in cont=>20	2,687,350	14,974,437	10,206,705	52,768,284
0402219000	Milk&cream fat cont> 1.5%,in solid formnot added sugar/oth sweet,in cont<20 k	160,463	1,286,655	633,139	5,126,840
0402292000	Milk&cream fat cont> 1.5%,in solid formadded sugar/oth sweet,in cont=> 20 kg	0	16,024	0	37,364
0402299000	Milk&cream fat cont> 1.5%,in solid formadded sugar/oth sweet,in cont< 20 kg	1,837,915	6,326,133	11,686,967	45,750,501
0402910000	Other milk & cream, not containingadded sugar/other sweetening	0	39,275	0	123,716
0402990000	Other milk&cream, containing addedssugar/other sweetening	442,729	2,040,918	577,107	2,739,997
0403101100	Yoghurt in liquid form, incl. condensedform,cont.fruits, nuts, cocoa or flavor	75	2,969	707	11,606
0403101900	Yoghurt in other form, containing fruits,nuts, cocoa or flavoring matter	0	37,531	0	143,454
0403109900	Yoghurt in other form, not contain fruitnut, cocoa, or flavoring matter	10,388	25,878	12,063	33,576
0403901000	Buttermilk	848,069	6,028,369	2,152,479	16,116,046
0403909000	Curdled milk and cream, kephir & otherfermented milk and cream	437,110	1,776,039	492,650	1,282,287
0404101100	Whey, whether/not concentrated/containadd sugar/sweetening,for human cons	5,398,574	27,573,528	7,814,244	38,064,027
0404101900	Modified whey,whether/not concentr/contadd sugar/sweetening,for human con	1,382,900	8,003,464	1,797,518	14,148,263
0404109900	Modified whey,whether/not concentr/contadd sugar/sweetening,for animal fea	0	43,194	0	85,746
0404900000	Oth products consisting of natural milk	246,192	1,312,176	1,037,268	3,633,027
0405100000	Butter derived from milk	545,697	3,116,771	2,855,829	14,387,498
0405200000	Dairy spreads derived from milk	0	9,040	0	25,808
0405901000	Anhydrous butterfat derived from milk	1,125,333	5,239,959	5,489,055	23,627,360
0405902000	Butter oil derived from milk	100,800	140,479	431,928	549,909
0405909000	Other fats and oils derived from milk	16,800	236,258	83,160	936,895
0406101000	Fresh cheese (unripened or uncured),including whey cheese	766,072	3,900,263	2,897,811	16,494,149
0406109000	Fresh curd (unripened or uncured)	0	39,364	0	300,053
0406201000	Grated/powdered cheese,in packages ofa gross weight exceeding 20 kg	0	78,351	0	654,749
0406209000	Grated/powdered cheese,in packages ofa gross weight <= 20 kg	24,276	240,166	89,158	1,188,352
0406300000	Processed cheese,not grated or powdered	852,799	3,430,807	3,657,722	14,706,959
0406400000	Blue veined cheese and oth cheesecont veins prod by penicillium roquefort	97	110	438	1,031
0406900000	Other cheese	77,639	339,273	504,358	2,235,883
0408110000	Egg yolks, dried	9,906	188,329	44,000	817,056
0408190000	Egg yolks, other than dried	700	1,200	10,217	18,751
0408910000	Birds' eggs, not in shell, dried	108,939	646,411	666,294	3,713,658
0409000000	Natural honey	1,282,400	7,132,343	2,016,500	12,844,890
0410001000	Birds' nests	1,345	1,345	10,065	10,065
0410009000	Other edible products of animal origin,not elsewhere specified or included	361	1,021	10,469	25,431
0501000000	Human hair, unworked, whether or notwashed or scoured; waste of human hair	22,980	67,135	1,675,395	4,464,084
0502900000	Badger hair and other brush making hairand waste thereof	122,354	505,531	806,717	3,137,860
0504000000	Animals guts, bladder & stomachs, fresh,chilled,frozen,salt.,brined,dried/smokec	0	90	0	2,474
0505101000	Duck feathers and down, of a kind usedfor stuffing	74,476	203,403	1,192,784	3,528,428
0505109000	Feathers and down other than duck, ofa kind used for stuffing	67	17,400	3,493	752,691
0505901000	Duck feathers and down, used other thanfor stuffing	46,774	97,700	486,115	749,840

I.3. IMPOR MENURUT KOMODITI / IMPORT BY HS COMMODITY
 *** JUNI / JUNE 2010 ***

HS	Uraian Komoditi Commodity Description	Berat Bersih / Net Weight (Kg)		Nilai / Value C.I.F (US\$)	
		Bulan ini Current Month	Kumulatif Cum.Jan. to date	Bulan ini Current Month	Kumulatif Cum.Jan. to date
0505909000	Other skins and parts of birds; powder and waste of feather or part of feathers	81,174	2,092,363	207,356	2,191,683
0507902000	Tortoise-shell, unworked/simply pre-pared but not cut to shape	0	11	0	201
0508001000	Coral&similar material,unworked/simplyprepared but not otherwise worked	60	360	1,920	11,520
0508002000	Shells of molluscs, crustaceans,echinoderms,unworked/simply prepared uncut	51,500	89,706	22,174	58,521
0508009000	Cuttle-bone,unworked/simply preparednot cut to shape,powder&waste thereof	0	29,274	0	15,925
0511100000	Bovine semen	45	90	84,939	130,387
0511911000	Dead animals of fish/crustaceans,molluscs/other aquatic invertebrates	0	39,100	0	23,971
0511912000	Roes	0	535,941	0	328,545
0511913000	Artemia egg (brine shrimp egg)	11,701	46,038	50,925	686,817
0511919000	Oth.product of fish or crustaceans,moluscs or oth.aqua invertebrates	425,623	1,170,907	267,592	882,953
0511999000	Other animal products not elsewhere specified or included	232,404	1,232,297	218,428	1,217,842
0601100000	Bulbs, tubers, tuberous roots, corms,crowns & rhizomes, dormant	2,733	8,287	6,500	20,891
0601209000	Bulbs,tubers,tuberous roots, cormscrowns & rhizomes, in growth or in flower	19,954	57,836	19,303	69,298
0602109000	Unrooted cutting and slips of oth plants	0	76,753	0	61,624
0602200000	Trees, shrubs & bushes, grafted or not,of kinds which bear edible fruit or nuts	0	138	0	14,094
0602400000	Roses, grafted or not	350	1,083	16,688	40,738
0602902000	Orchid seedlings	1,423	16,860	2,971	21,571
0602904000	Budded rubber stumps	0	2	0	40
0602909000	Other live plants; mushroom spawn	15,692	143,254	8,898	328,424
0603140000	Chrysanthenums, fresh flowers of a kind suitable for bouquets/ornamental purpose	0	2,016	0	27,192
0603900000	Flowers of a suitable for ornamental, dried, dyed, bleached / otherwise prep	0	1,232	0	3,653
0604100000	Mosses and lichens	15,225	32,385	31,512	80,473
0604910000	Foliage, branches & oth parts of plants,fresh	0	10,596	0	9,464
0604990000	Foliage, branches & oth parts of plants,other than fresh	0	11,963	0	25,317
0701100000	Potatoes seed, fresh or chilled,	383,000	1,549,580	333,393	1,382,626
0701900000	Potatoes, other than seed, fresh or chilled	1,929,788	13,215,436	1,073,973	7,783,071
0702000000	Tomatoes, fresh or chilled	10,196	17,998	10,276	21,954
0703101900	Onions,fresh/chilled,oth.than bulbsfor propagation	3,001,347	18,881,832	1,182,833	7,564,936
0703102100	Shallots bulbs for propagationfresh or chilled	1,222,456	1,855,756	543,301	823,194
0703102900	Shallots,fresh/chilled,oth than bulbsfor propagation	2,877,386	51,034,676	1,312,075	22,771,255
0703209000	Garlic,fresh/chilled, oth than bulbsfor propagation	18,198,455	161,528,572	11,377,925	94,242,975
0703909000	Leeks & oth.alliaceous, fresh/chilledoth than bulbs for propagation	40,573	309,573	67,365	404,907
0704101000	Cauliflowers, fresh or chilled	45,832	153,703	33,833	162,076
0704102000	Headed broccoli, fresh or chilled	82,508	342,029	93,053	381,971
0704200000	Brussels sprouts, fresh or chilled	14	55	48	189
0704901000	Cabbages, fresh or chilled	148,042	268,077	85,863	141,057
0704909000	Kohlrabi, kale and similar edible brassicas, fresh or chilled	14,679	57,890	17,998	77,408
0705110000	Cabbage lettuce (head lettuce), fresh or chilled	10,721	40,296	15,957	56,162
0705190000	Other lettuce, fresh or chilled	5,436	19,898	7,759	25,051
0705290000	Other chicory, fresh or chilled	301	3,025	244	5,464
0706101000	Carrots, fresh or chilled	3,024,446	13,264,434	1,603,366	7,057,256
0706102000	Turnips, fresh or chilled	0	213	0	241
0706900000	Salad beetroot,salsify,celeriac,radishand similar edible roots,fresh/chilled	1,987	27,832	2,704	25,450
0707000000	Cucumbers and gherkins, fresh/chilled	2,416	15,441	4,300	23,430
0708100000	Peas (pisum sativum), fresh/chilled	1,085,158	2,028,710	373,344	720,920
0708900000	Other leguminous vegetables, fresh or chilled	437	6,959	520	9,298
0709200000	Asparagus, fresh or chilled	398	5,113	495	6,158
0709300000	Aubergines (egg-plants),fresh/chilled	280	713	83	222
0709400000	Celery oth than celeriac,fresh/chilled	4,203	29,155	6,263	49,926
0709510000	Mushrooms of the genus agaricus, fresh or chilled	87,141	321,791	123,903	436,366
0709590000	Other mushrooms, fresh or chilled	63,336	310,830	113,093	470,914
0709601000	Chillies, other than giant chillies,fresh or chilled	40,691	824,476	36,302	637,049
0709609000	Other fruits of the genus capsicum or of the genus pimenta, fresh or chilled	38,065	66,680	24,326	46,903
0709700000	Spinach, new zealand spinach & orach spinach, fresh or chilled	1,741	13,949	2,462	17,760
0709909000	Other vegetables, fresh or chilled	88,604	538,696	88,375	545,916
0710100000	Potatoes, frozen	244,771	2,066,541	278,915	2,098,119
0710210000	Peas (pisum sativum), frozen	4,290	989,864	5,213	495,378
0710220000	Beans (vigna spp,phaseolus spp), frozen	284	284	1,247	1,247
0710290000	Other leguminous vegetable, frozen	72,036	599,562	78,956	665,716
0710300000	Spinach,new zealand spinach and orach spinach (garden spinach), frozen	85	4,513	282	13,801
0710400000	Sweet corn, frozen	27,579	349,600	27,330	322,944
0710800000	Other vegetables, frozen	4,975	220,355	5,962	429,729
0710900000	Mixtures of vegetables, frozen	46,907	364,145	41,100	356,819
0711209000	Olives, preserved in other preservation	653	6,433	5,026	24,692
0711901000	Sweet corn, provisionally preserved	0	17,700	0	11,750
0711902000	Chillies, provisionally preserved	14,714	39,936	13,071	29,212
0711903000	Capers, provisionally preserved	0	94	0	991
0711905000	Onions, preserved other than by sulphur dioxide gas	0	6	0	5
0711909000	Oth vegetables, mixtures of vegetables provisionally preserved	9,600	95,264	6,439	111,469
0712200000	Onions, dried, whole, cut, sliced,broken/in powder, but not further prep	330,404	1,891,960	873,282	5,452,124
0712310000	Mushrooms (genus agaricus), dried,whole,broken/in powder, but not further prep	11,938	28,133	30,291	77,693
0712320000	Wood ears (auricularia spp.),dried,whole,broken/in powder, but not further prep	12,318	130,677	13,665	134,468
0712330000	Jelly fungi (tremella spp.),dried,whole,cut, broken/in powder,but not further prep	0	20,747	0	22,495
0712391000	Truffles, dried, whole, cut, sliced,broken/in powder, but not further prep	3,540	10,812	9,784	28,540
0712399000	Other mushrooms, dried, whole,cut,sliced,broken/in powder, but not further prep	68,680	400,172	150,667	881,684
0712901000	Garlic, whole, cut, sliced,broken/in powder, but not further prep	306,466	1,357,075	613,618	2,420,469
0712909000	Other vegetables/mixtures of vegetables whole, cut, sliced, but not further prep	158,017	534,317	371,974	1,342,909
0713101000	Peas, dried, for sowing	0	19,547	0	55,374

I.3. IMPOR MENURUT KOMODITI / IMPORT BY HS COMMODITY
 *** JUNI / JUNE 2010 ***

HS	Uraian Komoditi Commodity Description	Berat Bersih / Net Weight (Kg)		Nilai / Value C.I.F (US\$)	
		Bulan ini Current Month	Kumulatif Cum.Jan. to date	Bulan ini Current Month	Kumulatif Cum.Jan. to date
0713109000	Peas, dried, other than for sowing	1,545,191	2,707,583	505,661	847,338
0713201000	Chickpeas(garbanzos), dried, for sowing	0	357	0	495
0713209000	Chickpeas(garbanzos), dried, other thanfor sowing	63,780	65,068	21,759	26,275
0713319000	Beans (vigna mungo hepper/vigna radiatawilczek), dried, other than for sowing	2,964,460	23,409,132	2,778,518	19,653,050
0713329000	Small red(adzuki) beans(phaseolus/vigna)dried, other than for sowing	39,323	85,485	22,570	42,498
0713331000	Kidney beans, including white pea beans(phaseolus vulgaris),dried,for sowing	0	161	0	954
0713339000	Kidney beans, including white pea beansdried, other than for sowing	403,448	2,936,263	144,919	1,065,272
0713399000	Other beans,dried,other than for sowing	19,120	1,562,768	12,581	1,205,125
0713409000	Lentils, dried, other than for sowing	0	8,952	0	17,706
0713509000	Broad beans & horse beans, dried,other than for sowing	1,708,468	4,952,115	1,016,481	2,976,846
0713901000	Other dried leguminous vegetables,for sowing	0	5,473	0	15,495
0713909000	Other dried leguminous vegetables,other than for sowing	269,908	1,633,698	233,008	998,537
0714101900	Manioc (cassava)sliced or in form of pellets	2,049	3,248	620	2,947
0714109000	Manioc (cassava), in other form	0	11,700	0	10,003
0714200000	Sweet potatoes	4,874	16,987	6,082	20,263
0714909000	Arrowroot, salep, jerusalem artichokes,& similar roots/tubers with high starch	11,488	69,350	13,591	74,241
0801110000	Coconuts, desiccated, fresh or dried	0	36,853	0	54,373
0801190000	Coconuts, other than desiccatedfresh or dried	145,105	1,429,224	107,351	959,453
0801220000	Brazil nuts, shelled, fresh or dried	70	70	536	536
0801310000	Cashew nuts, in shell, fresh or dried	193,855	193,855	151,207	151,207
0801320000	Cashew nuts, shelled, fresh or dried	79,379	238,139	312,888	1,056,313
0802120000	Almonds, shelled, fresh or dried	95,212	344,698	578,504	1,836,958
0802220000	Hazelnut/filberts, shelled, fresh/dried	0	30,632	0	228,868
0802320000	Walnuts, shelled, fresh or dried	15,490	27,666	12,246	105,896
0802400000	Chestnuts (castanea spp.), fresh/dried,whether or not,shelled or peeled	2,366	20,149	2,176	21,169
0802500000	Pictachios, fresh or dried	0	16,965	0	92,052
0802600000	Macadamia nuts,fresh or dried,whether or not,shelled or peeled	0	91	0	1,235
0802901000	Areca nuts, fresh or dried	11,200	44,887	6,810	31,345
0802909000	Other nuts, fresh or dried	6,090	93,564	5,279	343,051
0803001000	Pisang mas, pisang rastali, pisangberangan & pisang embun, fresh/dried	161,584	928,851	80,513	402,930
0803009000	Other bananas, including plantains,fresh or dried.	16,491	470,922	13,864	458,625
0804100000	Dates, fresh or dried	3,308,566	6,748,722	4,418,214	7,757,440
0804200000	Figs, fresh or dried	73	257	563	1,633
0804300000	Pineapples, fresh or dried	19,087	40,264	12,593	34,243
0804400000	Avocados, fresh or dried	111	1,957	340	2,608
0804501000	Guavas	4,556	36,275	5,187	40,584
0804502000	Mangoes	86,265	1,001,346	61,116	728,563
0804503000	Mangoesteens	122	1,250	39	429
0805100010	Oranges, fresh	4,218,872	10,280,609	3,271,014	7,918,898
0805200000	Mandarin (incl. tangerines & satsumas),& similar citrus hybrids, fresh or dried	1,204,252	114,876,099	1,168,708	102,429,767
0805400000	Grapefruit, including pomelosfresh or dried	22,129	124,233	18,349	103,645
0805500000	Lemons and limes, fresh or dried	32,586	284,451	33,772	281,064
0805900000	Other citrus fruit, fresh or dried	5,383	56,437	7,116	64,137
0806100000	Grapes, fresh	2,510,055	14,062,822	5,489,793	28,572,368
0806200000	Grapes, dried	143,802	686,526	217,833	922,409
0807110000	Watermelons, fresh	164,168	532,755	62,740	389,953
0807190000	Other melons, fresh	41,337	180,158	42,859	247,250
0807209000	Other papaws (papayas), fresh	58,740	341,762	27,005	271,148
0808100000	Apples, fresh	17,958,173	82,355,226	15,636,349	69,841,566
0808200000	Pears and quinces, fresh	10,931,452	47,150,191	8,706,651	37,337,371
0809100000	Apricots, fresh	0	17	0	72
0809200000	Cherries, fresh	1,266	1,266	2,084	2,084
0809300000	Peaches, including nectarines, fresh	165	18,956	305	20,617
0809400000	Plums and sloes, fresh	654	32,429	599	42,725
0810100000	Strawberries, fresh	22,276	64,936	51,277	146,582
0810200000	Raspberries, blackberries, mulberries,loganberries, fresh	0	105	0	700
0810500000	Kiwi fruit, fresh	330,042	867,005	702,760	1,722,799
0810600000	Durians, fresh	2,132,098	13,268,048	3,062,215	18,816,112
0810901000	Longans, fresh	2,451,999	8,701,770	2,855,258	10,148,342
0810902000	Lychees, fresh	226,258	751,156	185,380	606,677
0810903000	Rambutan, fresh	12,228	19,905	6,578	11,217
0810904010	Langsat, fresh	0	313	0	2,375
0810904020	Starfruit, fresh	0	1,289	0	6,273
0810905000	Jackfruits (cempedak and nangka), fresh	1,963	10,759	1,245	6,473
0810906000	Tamarinds, fresh	0	10,300	0	8,259
0810908000	Black, white or red currants andgooseberries,fresh	14,750	14,750	44,504	44,504
0810909000	Other fruit, fresh	738,887	3,640,812	614,781	3,002,132
0811100000	Strawberries, uncooked or cooked bysteaming or boiling water, frozen	62,867	148,262	87,012	174,458
0811200000	Raspberries,blackberries,mulberries,loganberries,currant,gooseberries,frozen	2,451	13,932	12,787	69,156
0811900000	Other fruit and nuts,uncooked/cooked bysteaming or boiling water, frozen	33,624	95,352	85,731	309,806
0812100000	Cherries, provisionally preserved	0	474	0	1,245
0812900000	Oth fruit & nut,provisionally preserved	0	27,577	0	76,399
0813100000	Apricots, dried	57	2,393	437	9,649
0813200000	Prunes, dried	0	1,829	0	6,050
0813300000	Apples, dried	0	133,270	0	185,350
0813401000	Longans, dried	0	4,705	0	4,527
0813402000	Tamarinds, dried	23,851	147,243	17,457	86,889
0813409000	Other fruit, dried,	2,782	19,029	836	52,489

I.3. IMPOR MENURUT KOMODITI / IMPORT BY HS COMMODITY
 *** JUNI / JUNE 2010 ***

H S	Uraian Komoditi Commodity Description	Berat Bersih / Net Weight (Kg)		Nilai / Value C.I.F (US\$)	
		Bulan ini Current Month	Kumulatif Cum.Jan. to date	Bulan ini Current Month	Kumulatif Cum.Jan. to date
0813502000	Mixture of which dates/nuts other thancashew nuts/brazil nut predmnt by weigl	579,710	732,340	314,350	399,382
0814000030	Peel of citrus fruit or melons,watermelons, dried	0	1,119	0	7,352
0901111000	Arabica wib or robusta oib, not roastednot decaffeinated	545,845	15,343,567	1,525,514	23,382,046
0901119000	Oth coffee,not roasted,not decaffeinated	0	808,265	0	812,853
0901129000	Oth coffee, not roasted, decaffeinated	3,186	10,458	14,598	19,886
0901211000	Coffee, roasted, not decaffeinated,unground	7,920	160,406	43,192	1,098,087
0901212000	Coffee, roasted, not decaffeinated,ground	7,506	38,735	41,329	284,824
0901221000	Coffee, roasted, decaffeinated,unground	0	143	0	531
0901222000	Coffee, roasted, decaffeinated, ground	420	3,091	6,210	32,652
0901902000	Coffee substitutes containing coffee	0	846	0	1,673
0902101000	Green tea (not fermented), in packing<= 3 kg, leaf	0	19	0	1,379
0902109000	Green tea (not fermented), in packing<= 3 kg, other than leaf	1,186	14,335	1,884	26,889
0902201000	Green tea (not fermented), in packing> 3 kg, leaf	42,500	314,083	119,830	496,670
0902209000	Green tea (not fermented), in packing> 3 kg, other than leaf	67,499	234,350	71,766	331,863
0902301000	Black tea (fermented),in packing <= 3 kleaf	0	1,236	0	22,536
0902309000	Black tea (fermented),in packing <= 3 kgother than leaf	5,296	28,004	96,427	320,543
0902401000	Black tea (fermented), in packing > 3 kleaf	318,125	757,898	265,305	698,291
0902409000	Black tea (fermented), in packing > 3 kgother than leaf	753,287	3,464,894	1,393,633	6,885,451
0904111000	White pepper, neither crushed nor ground	245,000	2,501,424	298,682	1,097,038
0904112000	Black pepper, neither crushed nor ground	66	27,665	532	79,022
0904119000	Other pepper, neither crushed nor ground	75	75	649	649
0904121000	White pepper, crushed or ground	0	1,164	0	11,744
0904122000	Black pepper, crushed or ground	2,964	13,646	13,569	89,239
0904129000	Other pepper, crushed or ground	453	3,382	3,873	26,394
0904201000	Chillies, dried	1,071,540	6,934,964	1,039,613	6,070,086
0904202000	Chillies, crushed or ground	169,977	1,100,905	205,536	1,132,066
0904209000	Oth fruits of the genus capsicum/pimenta, dried or crushed or ground	17,086	50,548	31,872	115,630
0905000090	Other vanilla	955	29,757	6,339	82,838
0906110000	Cinnamon (cinnamomum zeylanicumblume),neither crushed nor ground	0	14,601	0	33,581
0906190000	Cinnamon-tree flowersneither crushed nor ground	14,004	14,032	72,270	72,385
0906200000	Cinnamon and cinnamon-tree flowers,crushed or ground	141,009	647,904	348,995	1,094,447
0907000020	Cloves, cloves and stems	55,160	86,038	251,338	396,077
0908100010	Nutmeg, in shell	0	3,000	0	12,000
0908100020	Nutmeg, shelled	332	667	4,556	9,348
0908300000	Cardamoms	1,644	9,185	1,206	177,883
0909101000	Seeds of anise	79,000	204,760	194,500	240,277
0909200000	Seeds of coriander	381,554	6,027,744	138,384	1,953,726
0909300000	Seeds of cumin	56,544	536,769	68,865	571,479
0909400000	Seeds of caraway	154,438	879,036	128,050	530,814
0909500000	Seeds of fennel or juniper berries	8,012	209,835	3,260	74,396
0910100000	Ginger	92,569	478,845	94,525	456,821
0910200000	Saffron	171	647	2,254	5,935
0910300000	Turmeric (curcuma)	1,414	4,213	1,044	9,548
0910910000	Mixtures of spices	3,062	5,702	13,433	34,499
0910991000	Thyme; bay leaves	0	1,967	0	15,140
0910992000	Curry	1,024	8,905	2,087	9,935
0910999000	Other spices	35,352	252,948	41,332	206,418
1001100000	Durum wheat	26,915,430	47,256,271	6,614,639	11,948,362
1001901100	Meslin, for human consumption	0	1,438	0	9,698
1001901900	Other wheat, for human consumption	345,747,476	2,250,683,643	91,272,454	616,415,018
1001909900	Other wheat, not for human consumption	0	42,153	0	8,154
1004000000	Oats	78,560	280,072	41,016	151,872
1005100000	Maize (corn), seeds	88,568	735,203	195,133	1,426,617
1005901000	Popcorn	312,977	1,589,414	171,710	1,152,898
1005909000	Maize (corn), other than seeds	280,321,002	572,001,992	63,355,069	131,113,475
1006100000	Rice in the husk (paddy or rough)	0	950,800	0	3,143,145
1006301900	Fragrant rice, broken > 25%semi-milled or wholly milled rice	185,558	601,366	225,522	815,203
1006303000	Glutinous rice (pulut), semi-milled orwholly milled rice	17,845,300	68,304,576	6,694,580	37,446,586
1006400000	Broken rice	16,880,700	46,610,942	4,548,825	16,586,466
1008200000	Millet	1,457,201	6,143,647	479,876	1,998,270
1008300000	Canary seed	443,770	1,527,090	222,507	804,454
1008900000	Other cereals	0	160,060	0	83,961
1101001000	Wheat flour	58,024,974	338,991,411	18,788,983	111,168,906
1101002000	Meslin flour	0	100	0	801
1102100000	Rye flour	0	6,376	0	16,371
1102200000	Maize (corn) flour	39,265	247,063	46,029	204,036
1102900010	Rice flour	0	203	0	760
1102900090	Other cereal flours	647,425	3,509,275	230,189	1,240,554
1103112000	Groats and meals of durum or hard wheatsemolina	10	2,511	134	4,063
1103119000	Other groats and meals of wheat	0	30,117	0	25,369
1103130000	Groats and meals of maize (corn)	0	44,060	0	29,900
1103199000	Groats and meals of other cereals	0	39	0	644
1103200000	Cereal pellets	0	52,867	0	31,774
1104120000	Rolled/flaked grains of oats	385,099	1,929,321	248,051	1,311,187
1104191000	Rolled/flaked grains of maize (corn)	0	114,498	0	105,776
1104199000	Rolled/flaked grains of other cereals	0	4,841	0	7,586
1104220000	Other worked grains of oats	1,814	3,628	5,897	11,794
1104230000	Other worked grains of maize (corn)	17,625	88,275	13,924	65,272

I.3. IMPOR MENURUT KOMODITI / IMPORT BY HS COMMODITY
 *** JUNI / JUNE 2010 ***

HS	Uraian Komoditi Commodity Description	Berat Bersih / Net Weight (Kg)		Nilai / Value C.I.F (US\$)	
		Bulan ini Current Month	Kumulatif Cum.Jan. to date	Bulan ini Current Month	Kumulatif Cum.Jan. to date
1104292000	Other worked grains of barley	0	97	0	605
1104299000	Other worked grains of other cereals	1,247,140	5,848,174	326,570	1,683,770
1104300000	Germ of cereals, whole, rolled, flaked or ground	0	225	0	742
1105100000	Flour, meal and powder of potatoes	71,801	375,316	71,114	292,803
1105200000	Flakes, granules and pellets of potatoes	195,008	2,600,888	251,320	3,612,341
1106100000	Flour, meal and powder of the dried leguminous vegetables of heading 07.13	0	17,614	0	42,980
1106202100	Meal of sago	0	18	0	193
1106202900	Flour and powder of sago	0	23,000	0	8,856
1106300000	Flour, meal and powder of the dried leguminous vegetables of prod. chapter 8	60,576	259,393	303,348	932,818
1107100000	Malt, not roasted	1,905,030	14,577,339	1,105,922	8,473,172
1107200000	Malt, roasted	16,000	60,799	14,198	67,559
1108110000	Wheat starch	464,925	1,611,413	198,264	749,671
1108120000	Maize (corn) starch	18,903,237	82,737,102	7,974,567	32,964,453
1108130000	Potato starch	1,297,750	7,294,120	759,516	3,901,728
1108140000	Manioc (cassava) starch	8,557,269	267,456,207	4,122,568	106,742,378
1108199000	Other starches	207	12,822	618	75,184
1108200000	Inulin	344,994	2,206,414	1,011,793	7,340,964
1109000000	Wheat gluten, whether or not dried	212,250	1,430,242	206,516	1,229,534
1201001000	Soya beans, whether or not broken, suitable for sowing	419,334	1,032,441	329,056	738,692
1201009000	Other soya beans, whether or not broken	150,680,025	961,335,618	70,362,401	451,848,458
1202101000	Ground nuts, not roasted or otherwise cooked, in shell, suitable for sowing	0	25,601	0	8,504
1202109000	Other ground nuts, not roasted/otherwise cooked, in shell	7,790,193	44,287,097	6,756,990	37,639,753
1202200000	Ground nuts, shelled	12,174,067	62,626,260	11,579,480	64,983,571
1203000000	Copra	6,000	10,022	1,582	2,162
1204000000	Linseed, whether or not broken.	0	52,915	0	38,947
1205100000	Low erucic acid rape or colza seeds whether or not broken	283	3,699	1,664	12,275
1205900000	Other rape or colza seeds whether or not broken	0	17,564	0	6,610
1206000000	Sunflower seeds, whether or not broken	902,826	4,904,416	319,630	1,876,088
1207200000	Cotton seeds, whether or not broken	0	24,000	0	39,600
1207400000	Sesamum seeds, whether or not broken	309,598	3,122,982	166,305	1,630,856
1207500000	Mustard seeds, whether or not broken	10,730	10,742	8,258	8,391
1207910000	Poppy seeds, whether or not broken	0	10	0	87
1207992000	Palm nuts and kernels whether or not broken	630	18,094	112,788	624,651
1207993000	Safflower seeds whether or not broken	0	2,352	0	884
1207999000	Other oil seeds & oleaginous fruits, whether or not broken	2,378	96,748	514,610	1,045,889
1208100000	Flours and meals of soya beans	21,300	2,661,877	16,827	1,372,344
1208900000	Flours & meal of oth oil seed/oleaginous fruits, other than those of mustard	0	34,621	0	78,622
1209100000	Sugar beet seed, of a kind used for sowing	0	86	0	593
1209210000	Lucerne (alfalfa) seed, of a kind used for sowing	500	500	3,519	3,519
1209250000	Rye grass (Lolium multiflorum Lam., Lolium perenne L.) seed, kind used for sowing	100,000	100,000	42,640	42,640
1209290000	Other seeds of forage plants, of a kind used for sowing	43,711	226,405	165,904	703,586
1209300000	Seeds of herbaceous plants cultivated principally for their flowers	0	522	0	3,825
1209910000	Vegetable seeds, of a kind used for sowing	19,333	149,114	173,259	2,693,276
1209999000	Other seeds of a kind used for sowing	73,303	476,857	411,933	2,732,262
1210100000	Hop cones, neither ground nor powdered, nor in the form of pellets	0	321	0	4,413
1210200000	Hop cones, ground, powdered or in the form of pellets; lupulin	0	11,582	0	87,301
1211201000	Ginseng roots, cut, crushed/powdered form	8,782	31,559	63,328	338,483
1211209000	Ginseng roots, in other forms	581	2,208	15,106	15,931
1211901100	Cannabis, in cut, crushed or powdered form, used for pharmacy	2,671	29,120	1,281	12,211
1211901300	Rauwolfia serpentina roots used for pharmacy	261,103	1,293,375	419,365	3,264,500
1211901400	Other plants, in cut, crushed or powdered form, used for pharmacy	100,000	300,432	160,000	454,692
1211901900	Other plants, in other forms used for pharmacy	36,591	278,567	39,701	235,333
1211909100	Pyrethrum, in cut, crushed or powdered form	449	44,055	1,823	301,684
1211909500	Gaharu wood chips, in cut, crushed or powdered form	0	242	0	2,675
1211909600	Liquorice roots, in cut, crushed or powdered form	9,846	32,994	3,883	15,185
1211909900	Other plants, in cut, crushed/powdered form, used for other purposes	22,033	155,228	24,018	467,379
1212201100	Seaweeds & oth algae, fresh, chilled/dried of a kind used in pharmacy	34	60	12,250	24,500
1212201900	Seaweeds & oth algae, fresh, chilled/dried, used in dyeing, tanning, perfumery	16,471	424,795	221,773	1,141,656
1212202000	Seaweeds & oth algae, fresh, chilled/dried, for oth, not for human consumption	21,000	73,000	5,775	71,945
1212209000	Other seaweeds & oth algae, fresh, chilled, dried, primarily for human consumption	44,267	106,462	131,048	359,538
1212993000	Melon seeds	1,636	1,958	2,118	2,520
1212999000	Other vegetable product, of a kind used primarily for human consumption	15,413	218,250	7,380	239,035
1213000000	Cereal straw and husks, unprepared	0	2,500	0	16,875
1214100000	Lucerne (alfalfa) meal and pellets	30,499	89,529	5,805	20,095
1214900000	Other forage products, whether/not in the form of pellets.	48,000	178,550	6,790	47,374
1301200000	Gum arabic	7,000	114,178	34,230	623,396
1301901000	Gum benjamin	20,961	109,893	45,355	187,630
1301902000	Gum damar	0	538,718	0	652,248
1301909000	Other gum and resin	55,315	582,056	464,596	1,471,265
1302119000	Other opium, whether or not modified	0	308	0	243,448
1302120000	Saps and extracts of liquorice, whether or not modified	45,566	322,572	425,476	3,480,571
1302130000	Saps and extracts of hops, whether or not modified	3,670	36,584	117,270	382,366
1302193000	Other medicinal extracts derived from vegetable products	11,871	56,293	428,365	2,374,131
1302194000	Vegetable saps, extracts of pyrethrum or of the root of plants containing rotenone	300	2,229	2,711	16,874
1302195000	Japan (or chinese) lacquer (natural lacquer)	0	1,500	0	6,500
1302199000	Other saps and extracts of vegetable	82,201	441,477	1,165,234	5,631,826
1302200000	Pectic substances, pectinates & pectates	6,240	84,087	76,383	989,694
1302310000	Agar-agar	106,029	295,096	264,539	820,629

I.3. IMPOR MENURUT KOMODITI / IMPORT BY HS COMMODITY
 *** JUNI / JUNE 2010 ***

HS	Uraian Komoditi Commodity Description	Berat Bersih / Net Weight (Kg)		Nilai / Value C.I.F (US\$)	
		Bulan ini Current Month	Kumulatif Cum.Jan. to date	Bulan ini Current Month	Kumulatif Cum.Jan. to date
1302320000	Mucilages & thickeners,whether or notmodified, derived from locust beans/guar	86,819	1,427,360	313,297	3,003,717
1302391000	Carageenan	65,895	438,763	428,824	2,962,668
1302399000	Mucilages & thickeners,whether or notmodified,derived from vegetable product:	69,750	327,220	626,448	3,043,372
1401100000	Bamboos used primarily for plaiting	16,325	210,627	10,240	85,921
1401200000	Rattans, used primarily for plaiting	0	8,791	0	23,248
1401900000	Other vegetable material used primarilyfor plaiting	672	672	3,920	3,920
1404200000	Cotton linters	0	13	0	141
1404902000	Barks of a used primarily in tanning	0	1,100	0	880
1404909000	Other vegetable products not elsewherespecified or included	302,964	1,975,613	29,878	312,124
1502001900	Unedible tallow of bovine animal, sheepor goats, other	1,041	31,324	3,413	36,060
1502009900	Unedible fats other than tallow ofbovine animals, sheep or goats, other	38,000	174,738	19,570	98,566
1504101000	Fish-liver oils and their fractions,fit for human consumption	7,600	28,406	25,141	104,058
1504109000	Fish-liver oils and their fractions,unfit for human consumption	0	71,569	0	85,607
1504201000	Fats & oil of fish, not liver oilssolid fraction, not chemically modified	62,137	391,269	522,124	3,011,438
1504209000	Fats & oil of fish, not liver oilsother fraction, not chemically modified	370,657	2,105,611	508,225	5,524,562
1505001000	Lanolin	19,702	53,950	118,029	304,479
1505009000	Other wool grease and fatty substancesderived therefrom	175	14,386	3,546	110,952
1506000000	Other animal fats and oils, and theirfractions, not chemically modified	29,076	75,551	51,631	132,020
1507100000	Crude oil of soya bean, whether or notdegummed	0	1,188	0	4,142
1507901000	Refined oil of soya bean	552,320	2,060,762	574,910	2,197,215
1507902000	Fraction of unrefined soya-bean oil	1,087,690	4,860,871	1,195,501	5,512,139
1507909000	Other soya bean oil and its fractions	257,581	2,282,644	307,694	2,647,727
1508909900	Other ground-nut oil,oth than solidfractions ,not chemically modified	0	9	0	337
1509101000	Virgin olive oil, in packing of netweight <=30 kg	4,034	101,289	10,789	346,233
1509109000	Virgin olive oil, in packing of netweight >30 kg	43,924	161,776	99,086	552,846
1509901100	Refined olive oil, in packing of netweight <=30 kg	13	59	56	162
1509909900	Other olive oil, whether/not refined,in packing of net weight >30 kg	4,284	89,538	19,782	355,999
1510001000	Crude oil, obtained solely from olives	0	4,144	0	17,246
1510009900	Oth oils, obtained solely from olives,not chemically modified	0	54,907	0	129,139
1511100000	Crude palm oil	0	4,000,205	0	3,360,560
1511909010	Palm oil, refined, bleached & deodorised (rbd)	13,000	27,282,416	13,390	21,881,514
1511909030	Stearin, refined, bleached & deodorised (rbd)	116	116	718	718
1511909090	Other palm oil and its fractions,not chemically modified	7,426	227,297	9,541	188,869
1512110000	Crude oil of sunflower seed/safflower	0	23	0	876
1512191000	Refined oil of sunflower-seed/safflower	37,851	250,935	54,119	428,990
1512192000	Fraction of unrefined sunflower-seed orsafflower oil	120,950	837,856	161,663	1,127,797
1512199000	Other fractions of sunflower-seed/safflower, but not chemically modified	23,593	338,842	47,323	637,651
1512299000	Other fractions of cotton seed oil, notchemically modified	0	744	0	2,522
1513191000	Coconut oil, refined	0	154	0	591
1513192000	Fraction of unrefined coconut(copra) oil	0	195	0	1,291
1513199000	Coconut oil, refined, bleached & deodorised (rbd)	14,167	148,290	19,859	114,723
1513291100	Solid fract, not chemically modified,ofunrefine palm kernel stearin/babassu oil	160,000	399,427	236,400	638,400
1513291900	Oth fract, not chemically modified, ofunrefine palm kernel stearin/babassu oil	44,000	151,200	61,600	201,014
1513292100	Solid fract, not chemically modified,ofrefine palm kernel stearin/babassu oil	40,000	137,637	60,500	188,578
1513299900	Other fractions of palm kernel oil or,babassu oil, not chemically modified	3,503	44,324	21,988	119,439
1514110000	Crude oil of low erucid acid rape orcolza	22,156	95,256	21,839	88,505
1514191000	Low erucid acid rape/colza oil, refined	0	7,108	0	11,940
1514192000	Fraction of unrefined low erucid acidrape or colza oil	34,073	131,909	92,018	317,490
1514199000	Oth fraction of low acid rape/colza oilnot chemically modified	25,106	97,395	42,692	177,321
1514911000	Crude oil of oth rape/colza oil & itsfractions	0	55	0	1,066
1514919000	Crude oil of mustard	0	1	0	52
1514999100	Oth fractions of rape or colza oil	0	476,263	0	541,117
1514999900	Oth fractions of mustard oil	1,901	7,202	3,645	49,364
1515110000	Crude oil of linseed	0	15,200	0	57,912
1515190000	Other linseed oil and its fractions	172,500	1,144,048	220,805	1,590,404
1515210000	Crude oil of maize (corn)	1,458	7,173	1,394	6,571
1515291100	Solid fraction, not chemically modifiedof unrefined maize (corn) oil	110	110	1,375	1,375
1515299100	Solid fraction, not chemically modifiedof refined maize (corn) oil	0	78,422	0	118,333
1515299900	Oth fractions, not chemically modifiedof refined maize (corn) oil	63,508	255,972	128,626	603,995
1515301000	Crude oil of castor	33,656	96,056	61,540	148,276
1515309000	Other castor oil and its fractions	95,257	537,051	172,929	871,313
1515509000	Fraction of refined sesame oil	48,427	292,508	107,683	627,415
1515901200	Fraction of unrefined tengkawang oil	0	752	0	8,915
1515901900	Fraction of refined tengkawang oil	0	101	0	1,863
1515909100	Crude oil of other fixed vegetable fatsand oils	19,980	95,624	10,789	51,636
1515909900	Other fixed vegetable fats and oils andtheir fractions	50,152	283,507	146,520	1,065,088
1516101000	Animal fats & oils and their fractions,in packing net weight >=10 kg	0	79,000	0	167,200
1516109000	Animal fats & oils and their fractions,in packing net weight < 10 kg	20	9,064	422	6,188
1516201100	Re-esterified fats & oils of soya beanand its fraction	44,712	395,608	53,406	587,004
1516201200	Re-esterified of crude palm oil and itsfraction	388,800	1,862,757	450,858	2,817,466
1516201300	Re-esterified fats & of palm oil, othercrude and its fraction	59,201	417,236	96,695	599,260
1516201400	Re-esterified fats & oils of coconutand its fraction	401,960	602,738	416,028	623,826
1516201800	Re-esterified fats & oils of olivesand its fraction	18	76	199	791
1516201900	Oth vegetable fat, re-esterified fats &oils and its fraction	185,656	2,518,366	252,944	3,536,918
1516202100	Hydrogenated fats in flakes of ground-nut, soya beans, palm oil or coconuts	51	51	71	71
1516202300	Hydrogenated fats in flakes of olives	21,295	37,123	6,933	16,023
1516202900	Other hydrogenated vegetable fatsin flakes	530,268	4,511,366	843,348	6,900,169
1516204000	Hydrogenated and refined, bleached anddeodorised palm kernel stearin or olein	232,420	3,299,410	244,672	3,209,856

I.3. IMPOR MENURUT KOMODITI / IMPORT BY HS COMMODITY
 *** JUNI / JUNE 2010 ***

HS	Uraian Komoditi Commodity Description	Berat Bersih / Net Weight (Kg)		Nilai / Value C.I.F (US\$)	
		Bulan ini Current Month	Kumulatif Cum.Jan. to date	Bulan ini Current Month	Kumulatif Cum.Jan. to date
1516207000	Refined, rbd palm stearin with iodinevalue not exceeding 48	4,500	52,755	11,983	99,140
1516209100	Oth fat & oils of ground-nuts, palm oilor coconuts	220,740	1,026,680	224,051	1,053,902
1516209900	Other vegetable fats and oils and theirfractions	244,315	2,279,008	350,379	3,009,779
1517100000	Margarine, excl. liquid margarine	123,696	471,464	230,946	835,880
1517901000	Imitation ghee	0	36,080	0	44,740
1517902000	Liquid margarine	8,400	258,560	28,145	626,318
1517903000	Mould release preparations	0	1,543	0	22,162
1517904300	Shortening	29,728	75,547	35,348	94,885
1517905000	Solid mixtures or prep of vegetablefats or oils or of their fractions	33,720	236,703	29,604	332,328
1517906200	Liquid mixtures or prep of fats/oil,which palm oil predominates	61,407	266,319	138,399	594,007
1517906800	Liquid mixtures or prep of fats/oil,which illipenut oil predominates	20,140	20,140	49,348	49,348
1517906900	Liquid mixtures or prep of fats/oil,which oth vegetable oil predominates	16,839	142,748	35,506	247,382
1517909000	Oth edible mixtures or prep ofanimal or vegetable fats or oils	126,026	397,495	1,429,338	6,549,389
1518001200	Animal fats and oils, boiled, oxidised,dehydrated,sulphurised,blown,polymerised	0	125,037	0	204,051
1518001400	Ground-nut,soya-bean, palm/coconut oilpolymerised,or oth chemically modified	278,225	1,399,667	407,100	1,978,970
1518001500	Linseed oil&its fract,boiled,oxidised,dehydrated,sulphurised,blown,polymerised	0	15,600	0	24,960
1518001600	Olive oil&its fract,boiled, oxidised,dehydrated,sulphurised,blown,polymerised	326	91,551	4,572	391,772
1518001900	Oth animal/vegetable fat & oils, boiled,dehydrate,sulphurise,blown,polymerised	68,883	394,078	112,263	442,327
1518002000	Inedible mixtures/preparation of animalfats or oils or of different fats/oils	64,000	477,255	89,440	671,966
1518003100	Inedible mixtures/preparations ofpalm oil (including palm kernels)	2,013	2,929	7,573	11,497
1518003200	Inedible mixtures/preparations ofground-nuts, soya-beans or coconuts	32,000	328,000	43,680	481,600
1518003300	Inedible mixtures/preparation of linseed	0	15,200	0	41,040
1518003900	Inedible mixtures or preparate of othervegetable fats or oils	20,905	106,574	111,963	351,105
1518006000	Inedible mixture & preparate of animalor vegetable fats or oils	12,399	538,745	93,905	2,384,416
1520001000	Glycerol, crude	0	4,033,437	0	1,149,317
1520009000	Glycerol waters and glycerol lyes	8,058	15,654	13,746	130,547
1521100000	Vegetable waxes(oth.than triglycerides)whether or not refined or colored	14,936	146,766	111,567	687,837
1521901000	Bee wax and other insect waxes, whetheror not refined or colored	0	718	0	12,630
1521902000	Spermaceti, whether or not refined orcolored	0	10,612	0	40,213
1522009000	Residues resulting f/the treatment of fatty substan.or animal/vegetable waxes	46,403	62,583	50,104	223,748
1601000019	Sausages, containing both pork	0	347	0	720
1601000090	Other sausages and similar products ofmeat, meat offal or blood	56,338	94,105	72,984	149,801
1602101000	Prepared or preserved meat offal/bloodcontaining pork, in airtight containers	1,260	28,291	2,452	53,425
1602109000	Prepared or preserved meat, or bloodcont both pork, in airtight containers	3,372	12,765	3,680	13,800
1602411000	Hams and cuts thereof of swine,in airtight containers	34,300	49,256	38,880	55,530
1602421000	Shoulders and cuts thereof of swinein airtight containers	1,172	13,690	1,280	14,905
1602429000	Shoulders and cuts thereof of swinein other than airtight containers	2,346	22,925	2,560	25,080
1602491100	Luncheon meat of swine,in airtight containers	7,183	26,826	7,840	29,204
1602491900	Luncheon meat of swine,in other than airtight containers	0	3,273	0	11,217
1602500000	Other prepared or preserved meat offalor blood of bovine animals	24,000	322,573	98,054	1,333,802
1602909000	Oth prepared/preserved meat offal/bloodof any animal	0	566	0	1,172
1603001000	Extracts & juices of chicken, with herbs	0	438	0	907
1603003000	Extracts/juices of oth meat,fish/crustamolluscs/aquatic invertebr, with herbs	0	74,000	0	63,540
1603009000	Extracts/juices of oth meat,fish/crustamolluscs/aquatic invertebr,without herbs	1,000	5,147	29,622	108,834
1604111000	Salmon, prepared/preserved in airtightcontainers	495	39,290	1,751	364,284
1604131100	Sardines, prepared/preserved in airtightcontainer	48,883	263,982	41,501	500,052
1604131900	Sardines, prepared or preserved in otherthan airtight containers	0	5,436	0	11,764
1604139900	Sardinella and brising or sprats,prep/preserved not in airtight containers	37,411	480,031	47,540	848,441
1604141000	Tunas, skipjack & bonito (sarda spp),prepared/preserved in airtight container	59,585	237,902	185,463	818,861
1604149000	Tunas, skipjack, bonito(sarda spp),prep/preserved not in airtight containers	2,920	27,255	10,529	117,342
1604151000	Mackerel, prepared or preserved, inairtight containers	2,512	94,472	3,437	268,012
1604159000	Mackerel, prepared or preserved, inother than airtight containers	0	25,224	0	69,290
1604161000	Anchovies, prepared or preserved, inairtight containers	0	1,688	0	28,526
1604169000	Anchovies, prepared or preserved, inother than airtight containers	0	589	0	2,393
1604192000	Horse mackerel, in airtight containers	53,550	53,550	113,295	113,295
1604193000	Otherfish, whole or in pieces, but notminced, in airtight containers	0	14,770	0	217,622
1604199000	Other fish,whole/in pieces,not minced,prepared/preserved in other	0	7,799	0	27,210
1604201900	Sharks fins, prepared and ready for usein other than airtight containers	10,152	38,866	31,397	114,971
1604202900	Fish sausages in other than airtightcontainers	1,720	1,720	1,429	1,429
1604209900	Oth prepared/preserved fish, in otherthan airtight containers	16,143	130,268	53,935	436,494
1604309000	Caviar and caviar substitutes, prepared/preserved not in airtight containers	0	653	0	794
1605101000	Crabs in airtight containersprepared or preserved	9,079	32,690	117,128	246,319
1605109000	Crabs in other than airtight containersprepared or preserved	22,889	77,050	64,859	234,340
1605209900	Oth aquatic invertebrata in oth contners, prepared or preserved	1,373	28,668	4,490	124,630
1605901000	Abalone, prepared or preserved	0	42,789	0	125,388
1605909000	Oth crustaceans, molluscs & oth.aquaticinvertebrates, prepared or preserved	480	34,972	1,610	127,954
1701110010	Cane sugar,icumsa minimal 1200	35,225,100	263,480,440	16,662,962	141,207,447
1701110090	Cane sugar,icumsa maximal 1200	22,246,000	22,246,205	10,396,170	10,397,837
1701910000	Cane/beet sugar, added flavour/color	0	15,900,000	0	12,072,750
1701991100	Refined sugar, white	21,777,481	134,371,627	13,069,388	90,796,538
1701991900	Other refined sugar	0	2,500,000	0	1,636,500
1701999000	Other cane or beet sugar, & chemicallypure sucrose, in sold form	21	378,643,771	48	289,505,558
1702110000	Lactose and lactose syrup, containingby weight 99% or more lactose	962,014	7,105,460	1,121,935	7,692,223
1702190000	Lactose and lactose syrup, containingby weight less than 99% lactose	340,784	1,843,632	539,578	3,194,994
1702200000	Maple sugar and maple syrup	0	17,507	0	17,969
1702301000	Glucose, containing fructose < 20%	2,552,667	11,382,576	1,718,487	7,652,574
1702302000	Glucose syrup, containing fructose < 20%	3,888,096	12,571,447	1,908,046	5,852,745
1702400000	Glucose and glucose syrup, containing20% <= fructose < 50%	173,800	701,484	118,184	475,733

I.3. IMPOR MENURUT KOMODITI / IMPORT BY HS COMMODITY
 *** JUNI / JUNE 2010 ***

HS	Uraian Komoditi Commodity Description	Berat Bersih / Net Weight (Kg)		Nilai / Value C.I.F (US\$)	
		Bulan ini Current Month	Kumulatif Cum.Jan. to date	Bulan ini Current Month	Kumulatif Cum.Jan. to date
1702500000	Chemically pure fructose	20,015	178,049	47,558	286,140
1702601000	Fructose, containing fructose > 50%	2,000	70,000	7,000	101,300
1702602000	Fructose syrup, containing fructose >50%	516,271	2,030,499	248,589	927,239
1702901000	Maltose	1,075,379	5,103,429	717,007	3,077,173
1702902000	Artificial honey, whether or not mixed with natural honey	36,498	138,169	74,192	391,232
1702903000	Flavoured or colored sugars (excluding maltose)	0	4,597	0	10,760
1702904000	Caramel	525,615	1,545,582	598,091	1,791,405
1702909000	Other sugar, incl. invert sugar & sugar syrup blends cont. 50% of fructose	1,533,884	18,025,336	1,080,911	14,833,397
1703109000	Cane molasses not containing added flavouring or coloring matter	17,850,000	17,868,448	3,000,250	3,013,358
1703909000	Oth molasses result from extract/refined sugar, not cont add flavour/color matter	9,900,350	41,502,650	1,909,893	7,987,410
1704100000	Chewing gum, whether or not sugar-coated	100,632	421,730	568,089	2,418,620
1704901000	Medicated sweets	53,820	249,696	320,924	1,690,056
1704902000	White chocolate	15,930	38,304	70,291	177,720
1704909000	Oth sugar confectionery, not cont. cocoa	580,489	2,926,190	1,214,747	6,899,108
1801000000	Cocoa beans, whole or broken, raw/roasted	1,675,204	15,258,703	5,890,719	55,475,252
1802000000	Cocoa shells, husks, skins & oth cocoa waste	172,144	1,042,767	18,265	112,975
1803100000	Cocoa paste, not defatted	13,535	74,185	58,002	295,331
1803200000	Cocoa paste, wholly or partly defatted	20,000	882,448	62,000	2,386,596
1804000000	Cocoa butter, fat and oil	352	4,348	4,710	39,156
1805000000	Cocoa powder, not containing added sugar or other sweetening matter	953,837	7,445,696	4,005,311	24,656,882
1806100000	Cocoa powder, containing added sugar or other sweetening matter	111,514	674,998	129,617	608,998
1806201000	Chocolate confectionary in blocks, slab bars, weighing > 2 kg	194,575	660,287	785,320	2,372,717
1806209000	Oth chocolate & oth food preparations cont. cocoa, weighing > 2 kg	23,274	122,899	40,591	299,175
1806311000	Chocolate confectionary in blocks, slab bars, filled, weighing > 2 kg	10,277	65,151	75,298	482,143
1806319000	Oth chocolate & oth food preparations cont. cocoa, filled, weighing > 2 kg	45,710	553,364	745,746	4,105,677
1806321000	Chocolate confectionary in blocks, slab bars, not filled, weighing > 2 kg	55,924	132,227	240,427	627,184
1806329000	Oth chocolate & oth food preparations cont. cocoa, not filled, weighing > 2 kg	641	94,079	3,645	351,961
1806901000	Chocolate confectionary in tablets or pastilles	3,639	21,689	25,268	108,675
1806902000	Food preparations of flour, meal, starch cont. 40% <= cocoa <50%, not for retail	0	627	0	891
1806909000	Food preparations of flour, meal, starch cont. 40% <= cocoa <50%, for retail	171,408	444,840	809,846	1,955,955
1901101000	Preparations of malt extract for infant use, put up for retail sale	61	54,175	163	139,091
1901102000	Prep for infant use, of goods of heading 0401 to 0404 of malt for infant use	0	208,046	0	2,044,792
1901103000	Preparations of soya bean powder for infant use, put up for retail sale	486,971	2,941,116	1,423,875	10,165,613
1901109000	Food preparations of without containing fat for baby	497,839	1,752,264	1,320,478	4,324,635
1901201000	Mixes & doughs of flour, groats, meal, starch/malt extract, not cont. cocoa	50,679	207,573	121,509	538,749
1901202000	Mixes & doughs of flour, groats, meal, starch/malt extract, containing cocoa	0	8,302	0	36,250
1901203000	Other mixes and doughs for prep. of bakers wares, not containing cocoa	92,302	492,178	137,456	877,100
1901204000	Other mixes and doughs for prep. of bakers wares, containing cocoa	0	17,568	0	27,130
1901901000	Infant food prep for lactase deficiency, medical not put up for retail sale,	0	8,971	0	10,279
1901902000	Malt extract/infant food, not put up for retail sale	346,317	1,487,422	374,193	1,800,672
1901903100	Filled milk, prep. of goods of heading 04.01 to 04.04	467,555	1,801,394	1,726,732	5,590,767
1901903900	Oth medical food prep of goods of heading 0401 to 0404	679,039	3,297,437	1,305,990	6,558,822
1901904100	Other soya based preparation, in powder form	0	12,130	0	33,709
1901904900	Other soya based preparations, in other form	1,197,005	5,265,414	2,334,420	9,774,430
1901909010	Kerupuk of shrimps	2	31,550	303	50,242
1901909090	Oth preparation of medical food cont. cocoa	230,522	1,618,304	583,252	4,893,147
1902110000	Uncooked pasta, not stuffed/otherwise prepared, containing eggs	94,221	446,492	115,315	583,141
1902192000	Rice vermicelli (bee hoon)	134,384	451,851	111,467	391,643
1902199000	Oth uncooked pasta, not containing eggs	477,477	2,254,349	528,863	2,597,606
1902201000	Stuffed pasta, whether or not cooked or otherwise prepared	19,423	77,383	62,742	264,349
1902209000	Oth stuffed pasta, whether or not cooked	814	9,373	1,889	14,250
1902301000	Instant noodles	4,672	74,873	16,842	186,410
1902302000	Instant rice vermicelli	5,446	100,919	16,064	140,581
1902309000	Other stuffed pasta	221,207	952,856	304,853	1,629,628
1902400000	Couscous	272	3,479	499	6,270
1903000000	Pearl tapioca, flakes, sefting and substitutes of tapioca	10,058	867,931	8,754	429,194
1904100000	Prepared foods obtained by the swelling or roasting of cereals/cereal products	522,671	2,242,105	1,552,941	5,979,591
1904200000	Prepared foods of mixtures of roasted or unroasted cereal flakes products	7,147	73,073	19,699	206,511
1904901000	Rice preparations, including pre-cooked rice	13,863	343,363	47,811	469,139
1904909000	Oth prepared foods obtained of cereals or cereal products	25,503	130,422	30,201	189,017
1905100000	Crispbread	30,960	127,222	84,894	255,901
1905200000	Gingerbread and the like	963	1,342	2,717	4,205
1905311000	Sweet biscuits not containing cocoa	231,668	720,447	581,832	1,954,500
1905312000	Sweet biscuits containing cocoa	319,724	805,415	973,898	2,332,331
1905320000	Waffles and wafers	352,083	1,242,132	1,224,935	4,424,086
1905400000	Rusks, toasted bread & similar toasted products	54,632	290,221	94,155	459,876
1905902000	Other unsweetened biscuits	5,509	43,676	18,338	127,591
1905903000	Cakes	159,793	473,050	453,963	860,590
1905904000	Pastries	1,384	15,171	3,573	36,942
1905908000	Other crisp savoury food products	63,141	556,717	163,413	823,853
1905909000	Other baker wares	377,204	2,171,560	887,606	5,008,945
2001100000	Cucumbers and gherkins, prepared or preserved by vinegar or acetic acid	4,297	16,246	10,571	27,952
2001901000	Onions, prepared/preserved by vinegar or acetic acid	4,000	132,582	11,847	392,414
2001909000	Oth vegetables, fruit, nuts, edible plant prep/preserve by vinegar/acetic acid	3,302	43,508	16,655	125,650
2002101000	Tomatoes, whole/in pieces, not prepared or preserved by vinegar/acetic acid	2,458	124,261	3,685	106,960
2002109000	Oth tomatoes, whole/in pieces, not prep. or preserved by vinegar/acetic acid	33,015	115,712	19,314	97,022
2002901000	Tomato paste, not prepared or preserved by vinegar or acetic acid	388,799	5,170,070	298,461	4,355,826
2002909000	Other tomatoes, prepared or preserved otherwise than by vinegar/acetic acid	13,275	75,773	45,165	120,381

I.3. IMPOR MENURUT KOMODITI / IMPORT BY HS COMMODITY
 *** JUNI / JUNE 2010 ***

HS	Uraian Komoditi Commodity Description	Berat Bersih / Net Weight (Kg)		Nilai / Value C.I.F (US\$)	
		Bulan ini Current Month	Kumulatif Cum.Jan. to date	Bulan ini Current Month	Kumulatif Cum.Jan. to date
2003100000	Mushrooms of the genus agaricus, notprepared/presrved by vinegar/acetic acid	220,593	659,412	216,334	661,097
2003200000	Truffles, not prepared/preserved byvinegar or acetic acid	0	736	0	15,800
2003900000	Oth mushrooms, not prepared/preservedby vinegar or acetic acid	54,093	210,796	53,526	231,236
2004100000	Potatoes, frozen, not preprd/preservedby vinegar or acetic acid	905,212	5,270,118	864,189	5,055,864
2004909000	Oth vegetables,frozen,prep/preservedby vinegar/acetic acid	472,914	1,544,162	503,933	1,686,237
2005100000	Homogenised vegetables,not frozen, notprepared/preservd by vinegar/acetic aci	0	16,830	0	8,075
2005201000	Potatoes chips & sticks,not frozen, notprepared/preserved by vinegar/acetic acid	68,317	325,889	286,127	1,728,359
2005209000	Other potatoes, not frozen, not prep.or preserved by vinegar or acetic acid	17	17	97	97
2005400000	Peas (pisum sativum), not frozen, notprepared/preservd by vinegar/acetic acid	22,191	575,783	20,642	308,006
2005510000	Beans,shelled, not frozen, not preparedor preserved by vinegar or acetic acid	0	52,779	0	115,846
2005590000	Other beans, not frozen, not preparedor preserved by vinegar or acetic acid	13,576	495,475	15,791	471,497
2005600000	Asparagus, not frozen, not prepared orpreserved by vinegar or acetic acid	0	176,933	0	142,757
2005700000	Olives, not frozen, not prepared orpreserved by vinegar or acetic acid	0	2,258	0	6,458
2005800000	Sweet corn(zea mays var.saccharata),notfrozen,not prepared by vinegar/actc aci	120,138	504,259	97,650	450,075
2005910000	Vegetables and mixtures of, notfrozen,not prepared by vinegar/acid	34,446	49,444	26,130	38,510
2005990000	Oth smoked garlic, not frozen vegetable& mixtures of not prep.by vinegar/acid	61,599	263,782	50,829	576,684
2006000000	Vegetables,fruit,nuts,fruit-peel & othparts of plants,preserved by sugar	46,842	132,350	45,584	139,622
2007100000	Jams, fruit jellies, marmalades, fruitor nut, homogenised preparations	25,323	166,474	76,935	425,338
2007910000	Citrus fruit	4,037	10,507	16,564	51,636
2007991000	Fruit grains and pastes other than ofmango, pineapples or strawberries	321,800	1,468,281	200,959	983,167
2007999000	Fruit grains and pastes of mango,pineapples or strawberries	337,324	2,846,975	346,323	2,582,028
2008111000	Roasted ground nuts, othwise prepared/preserved	8,588	14,941	15,068	26,724
2008112000	Peanut butter, othwise prepared orpreserved	39,563	138,494	93,888	339,395
2008119000	Oth ground nuts, othwise prepared orpreserved	7,326	125,734	19,157	218,627
2008191000	Cashew, incl. mixtures,othwise preparedor preserved	2,528	3,172	8,498	12,079
2008199000	Other nuts and seeds, othwise preparedor preserved	9,859	66,325	15,735	327,680
2008200000	Pineapples, othwise prepared/preserved	0	7,711	0	7,996
2008301000	Citrus fruit, added sugar/oth.sweeteningin or not in airtight container	0	84,618	0	92,662
2008309000	Oth citrus fruit, not added sugar/sweetening in/not in airtight container	1,070,275	2,201,623	1,138,182	2,354,889
2008401000	Pears, containing added sugar orsweetening matter in airtight container	11,749	25,586	17,019	35,456
2008501000	Apricots,containing added sugar / othersweet,matter in/not airtight container	0	9,621	0	11,119
2008601000	Cherries,containing added sugar / othersweet,matter in/not airtight container	0	97,196	0	243,850
2008701000	Peaches,containing added sugar or othersweet,matter in/not airtight container	33,463	159,147	44,517	186,852
2008709000	Peaches, not containing added sugar/sweetening, in/not airtight containers	0	17,640	0	16,750
2008809000	Strawberries,not containing added sugar/sweetening, in/not airtight containers	0	895	0	3,453
2008921000	Mixtures of stems, roots & other edibleparts of plant,othwise prep./preserved	0	2,569	0	2,694
2008922000	Mixtures of other edible parts of plantadded sugar, in/not airtight container	18,038	83,665	15,283	95,996
2008929000	Mixtures of other edible parts of plantnot added sugar,in/not airtight contain.	25,546	33,980	104,763	152,437
2008991000	Lychees, othwise prepared or preserved	147,047	410,607	144,413	386,121
2008992000	Longans, othwise prepared or preserved	131,735	782,338	124,171	691,990
2008993000	Stems,roots and oth.edible partsof plants, othwise prepared or preserved	10,006	38,475	12,903	60,941
2008994000	Othwise prepared or preserved, addedsugar/sweet, in/not airtight container	36,976	56,193	40,625	64,807
2008999000	Othwise prepared/preserved, not addedsugar/sweet, in/not airtight container	97,776	428,875	129,372	471,604
2009110000	Orange juice, frozen	263,078	1,600,681	483,081	2,577,268
2009120000	Orange juice, not frozen,of a brix value not exceeding 20	92,035	503,938	74,377	522,488
2009190000	Orange juice, not frozen,of a brix value exceeding 20	30,291	222,812	34,367	227,927
2009210000	Grapefruit juice, of a brix value notexceeding 20	2,563	7,706	2,526	7,297
2009290000	Other grapefruit juiceof a brix value exceeding 20	41,790	166,611	99,026	696,331
2009310000	Juice of any other single citrus fruit,of a brix value not exceeding 20	27,453	44,043	34,399	61,839
2009390000	Other juice of any other single citrus fof a brix value exceeding 20	2,252	27,307	3,442	102,483
2009410000	Pineapple juice,of a brix value not exceeding 20	0	18,169	0	17,327
2009490000	Other pineapple juice,of a brix value exceeding 20	10,770	32,149	19,786	58,507
2009500000	Tomato juice	5,884	61,480	5,178	48,335
2009610000	Grape juice (including grape must),of a brix value not exceeding 20	85,989	228,089	96,214	233,775
2009690000	Other grape juice (including grape must)of a brix value exceeding 20	37,259	163,458	50,731	209,203
2009710000	Apple juice,of a brix value not exceeding 20	53,732	277,385	38,366	210,646
2009790000	Other apple juiceof a brix value exceeding 20	87,340	825,651	107,483	1,143,255
2009801000	Blackcurrant juice	808	2,220	5,001	18,467
2009809000	Other juice of any other single fruitor vegetables	54,095	370,690	89,830	532,477
2009900000	Mixtures of juices	361,993	1,433,692	859,895	3,820,995
2101110000	Instant coffee	158,800	1,489,280	850,074	9,212,519
2101119000	Oth extracts, essences and concentratesof coffee	40,985	235,714	107,916	657,482
2101120000	Preparations with a basis of extracts,essences or concentrates of coffee	11,790	101,816	133,597	1,778,307
2101201000	Tea preparations consisting of a mixturetea, milk powder and sugar	10,687	21,695	70,337	187,633
2101209000	Mate preparations consisting of a mixturmate , milk powder and sugar	151,293	832,117	1,027,280	5,241,946
2101300000	Roasted chicory&oth.roasted coffee substitutes,extract,essence&concent.there	75	75	2,125	2,125
2102101000	Bread yeasts, active	329,515	1,576,180	793,605	3,981,962
2102109000	Active yeasts, other than for bread	177,557	972,736	549,226	2,988,293
2102200000	Inactive yeasts; other single-cell microorganisms, dead	346,986	1,887,309	678,079	4,087,240
2102300000	Prepared baking powders	76,307	1,089,182	143,054	1,170,501
2103100000	Soya sauce sweet, salt and other	773,950	4,152,545	699,202	3,341,428
2103200000	Tomato ketchup and other tomato sauces	50,973	254,223	77,403	421,285
2103300000	Mustard flour & meal & prepared mustard	16,705	234,634	28,171	256,365
2103901000	Chilli sauce	211,700	905,227	293,613	1,324,130
2103902000	Mixed condiments and mixed seasonings,including belachan	37,407	437,786	155,434	1,945,543
2103903000	Fish sauce	93,551	511,243	66,505	372,583
2103909000	Other sauces and preparations therefor;mustard flour & meal & prepared musta	756,425	4,151,442	2,156,760	11,266,448
2104101000	Soups and broths & preparation thereforcontaining meat	17,004	96,221	49,037	235,123

I.3. IMPOR MENURUT KOMODITI / IMPORT BY HS COMMODITY
 *** JUNI / JUNE 2010 ***

HS	Uraian Komoditi Commodity Description	Berat Bersih / Net Weight (Kg)		Nilai / Value C.I.F (US\$)	
		Bulan ini Current Month	Kumulatif Cum.Jan. to date	Bulan ini Current Month	Kumulatif Cum.Jan. to date
2104109000	Soups and broths & preparation therefor,not containing meat	72,731	336,241	154,096	672,423
2104209000	Homogenised composite food preparations,not containing meat	0	1,261	0	14,267
2105000000	Ice cream and other edible ice, whether or not containing cocoa	25,400	635,282	98,310	2,488,633
2106100000	Protein concentrates and texturedprotein substances	469,152	2,144,701	739,612	3,707,721
2106901000	Dried bean curd and bean curd sticks	6,151	50,551	9,468	77,051
2106902000	Flavoured or colored syrups	114,874	446,282	342,962	1,445,349
2106903000	Non-dairy creamer	5,829,120	29,882,920	8,376,734	41,013,338
2106904000	Autolysed yeast preparations	66,332	346,740	435,767	2,886,384
2106905100	Non-alcoholic prep used as raw materialto make composite concentrates bevera	40,873	96,129	356,559	901,862
2106905200	Non-alcoholic comp concentrates for simpdilution with water to make beverages	454,548	2,966,512	9,129,652	47,517,914
2106905300	Ginseng based products, non-alcoholicpreparations use for making beverages	255	22,168	233,991	519,906
2106905900	Other non-alcoholic preparations usefor making beverages	280,138	924,516	850,417	3,402,422
2106907000	Preparations vitamins or minerals, medic food and oth.food suplements	431,924	1,808,464	5,380,804	25,366,858
2106908000	Mixtures of chemicals foodstuffs or subtwith nutritive value, used for food proc	507,507	2,352,064	3,799,900	19,311,043
2106909100	Fortificant premixes	10,722	48,610	295,315	1,159,857
2106909200	Ginseng based preparations	35	8,703	385	118,897
2106909300	Food preparations for lactase deficientinfants	0	1,469	0	13,242
2106909400	Other preparations for infant use	1,826	15,328	123,678	874,759
2106909900	Other food preparations not elsewherespecified or included	549,124	2,322,717	3,307,820	13,717,773
2201100000	Mineral waters and aerated waters	136,975	755,248	114,379	690,913
2201901000	Ice and snow	0	568	0	12,304
2201909000	Other mineral waters or artificial	21,398	21,422	17,453	18,537
2202101000	Sparkling mineral waters and aeratedwaters, flavoured	6,918	127,810	9,661	109,906
2202109000	Other mineral water, containing addeddsugar/sweeening or flavoured	1,424,399	5,210,421	1,117,050	4,791,682
2202901000	Flavoured uht milk drink	300,323	1,989,819	484,997	3,106,026
2202902000	Soya milk drink	354,226	1,188,425	237,548	830,088
2202903000	Non-aerated beverage ready for immediateconsumption without dilution	3,201,183	11,928,828	1,732,674	7,737,961
2202909000	Oth non-alcoholic beverages, excludingfruit or vegetable juices	1,739,626	13,846,207	1,030,736	7,293,520
2203001000	Stout and porter	2,100	4,620	4,657	8,913
2203009000	Other beer made from malt,including ale	0	9,710	0	19,171
2204100000	Sparkling wine	0	65	0	6,426
2204211100	Wine, in containers <= 2 l, alcoholicstrength by volume <= 15%	90,949	259,084	184,926	640,201
2204211200	Wine, in containers <= 2 l, alcoholicstrength by volume > 15%	713	7,729	8,342	33,715
2204212100	Grape must,in container <=2 l,alcoholicstrength by volume <= 15%	0	8,221	0	49,498
2204212200	Grape must,in container <=2 l,alcoholicstrength by volume > 15%	0	24	0	370
2206001000	Cider and perry	0	14	0	168
2206002000	Sake (rice wine)	0	545	0	3,045
2207100000	Undenatured ethylalcohol of alcoholicstrength by volume of >= 80%	4,964	66,275	16,328	324,502
2207201100	Ethyl alcohol of an alcoholic strengthby volume of > 99%	3,665	19,127	4,810	254,255
2207201900	Oth denatured ethyl alcohol, includingmethylate spirits	0	6,788	0	15,782
2207209000	Other ethyl alcohol and other spirits	44	205	358	585
2208201000	Brandy of an alcoholic strength byvolume not exceeding 46% vol	469	10,584	5,322	167,792
2208203000	Other spirits of an alcoholic strengthby volume not exceeding 46% vol	0	12	0	128
2208301000	Whiskies of an alcoholic strength byvolume not exceeding 46% vol	20,893	98,588	165,875	769,823
2208302000	Whiskies of an alcoholic strength byvolume exceeding 46% vol	120	130	762	1,119
2208401000	Rum&tafia of an alcoholic strength byvolume not exceeding 46% vol	74	3,661	400	23,501
2208501000	Gin&geneva of an alcoholic strength byvolume not exceeding 46% vol	995	11,356	5,783	64,811
2208502000	Gin&geneva of an alcoholic strength byvolume exceeding 46% vol	0	92	0	1,345
2208601000	Vodka of an alcoholic strength byvolume not exceeding 46% vol	2,079	39,108	14,299	154,153
2208602000	Vodka of an alcoholic strength byvolume exceeding 46% vol	600	600	3,936	3,936
2208701000	Liqueurs & cordials of an alcoholicstrength by volume not exceed.57% vol	1,135	12,715	6,344	61,984
2208901000	Medicated samsu of alcoholic strengthby volume <= 40%	192	322	2,167	3,626
2209000000	Vinegar and substitutes for vinegarobtained from acetic acid	58,012	228,390	54,739	342,750
2301100000	Flours, meals & pellets, of meat / meatoffal; unfit for human cnsmtion; greaves	4,447,714	28,255,282	3,190,948	18,358,768
2301200000	Flours,meals&pellets,of fish/crustacean,molluscs/other aquatic invertebrates	4,857,301	22,903,842	5,572,206	25,719,659
2302100000	Bran, sharps and other residues ofmaize (corn)	259,430	2,759,758	239,299	1,756,124
2302300000	Bran, sharps and other residues of wheat	1,390,324	6,594,256	441,077	2,021,143
2302401000	Bran, sharps and other residues of rice	0	635	0	722
2302409000	Bran, sharps and other residues of othcereals	13,200	65,991	66,000	320,760
2302500000	Bran, sharps and other residues ofleguminous plants	0	168,750	0	88,287
2303101000	Residues of starch manufacture ofmanioc (cassava) or sago	0	100,233	0	38,501
2303109000	Other residues of starch and similarresidues	18,140,673	79,731,137	12,167,641	56,597,241
2303300000	Brewing or distilling dregs and waste	36,430,725	125,907,757	8,651,740	29,882,404
2304000000	Oil-cake&other solid residues,in pelletform, from the extract of soyabean oil	170,336,210	1,215,064,126	63,931,184	512,530,542
2305000000	Oil-cake&other solid residues,in pelletform, from the extract of ground-nut oil	0	15	0	143
2306300000	Oil-cake and other solid residues ofsunflower seeds	0	306,900	0	87,952
2306410000	Oil-cake and other solid residues offlow erucic acid rape or colza seeds	4,364,772	54,465,637	1,182,111	15,338,922
2306490000	Other oil-cake and other solid residuesof rape or colza seeds	675,420	10,113,300	189,067	2,946,162
2306600000	Oil-cake and other solid residues ofpalm nuts or kernels	66,100	126,320	20,261	37,267
2306902000	Oil-cake and other solid residues ofmaize (corn) germ	2,825,419	9,300,940	2,134,020	6,849,404
2306909000	Other oil-cake and other solid residues	2,166,524	12,140,213	436,400	2,615,257
2308000000	Vegetable materials and waste, residuesof a kind used in animal feeding	9,181	221,651	7,259	155,437
2309101000	Dog or cat food, put up for retail sale,containing meat	661,943	3,848,036	661,122	3,711,385
2309109000	Dog or cat food, put up for retail sale,not containing meat	896,486	3,800,609	1,175,791	5,031,407
2309901100	Complete feed for poultry	97,490	1,257,548	61,669	713,470
2309901200	Complete feed for swine	3,113,172	19,651,072	751,719	4,722,177
2309901300	Complete feed for prawn feed	138,148	612,792	149,529	566,454
2309901900	Other complete feed	70,132	505,176	70,006	449,213

I.3. IMPOR MENURUT KOMODITI / IMPORT BY HS COMMODITY
 *** JUNI / JUNE 2010 ***

H S	Uraian Komoditi Commodity Description	Berat Bersih / Net Weight (Kg)		Nilai / Value C.I.F (US\$)	
		Bulan ini Current Month	Kumulatif Cum.Jan. to date	Bulan ini Current Month	Kumulatif Cum.Jan. to date
2309902000	Premixes, feed supplements and feedadditives for animal	3,468,449	19,477,995	9,141,482	49,947,058
2309903000	Other preparations of a kind used inanimal feeding, containing meat	28,192,041	147,142,638	14,000,500	75,806,932
2309909000	Other preparations of a kind used inanimal feeding, not containing meat	16,105,288	81,949,527	9,944,301	50,933,835
2401101000	Virginia tobacco, not stemmed/stripped,flue-cured	100,445	1,474,016	757,215	9,408,377
2401102000	Virginia tobacco, not stemmed/stripped,not flue-cured	0	64,761	0	548,060
2401103000	Other tobacco, not stemmed/stripped,flue-cured	82,269	1,379,286	900,844	14,020,296
2401109000	Other tobacco, not stemmed/stripped,not flue-cured	17,772	3,096,119	38,778	19,481,362
2401201000	Virginia tobacco, partly/wholly stemmed/stripped, flue-cured	4,089,083	11,530,046	25,643,312	80,728,323
2401202000	Virginia tobacco, partly/wholly stemmed/stripped, not flue-cured	0	1,348,674	0	11,499,901
2401203000	Oriental tobacco, partly/wholly stemmed/stripped	325,613	3,558,244	2,361,370	22,785,695
2401204000	Burley tobacco, partly/wholly stemmed/stripped	190,560	316,832	1,853,824	2,699,889
2401205000	Other tobacco, partly/wholly stemmed/stripped, flue-cured	19,800	61,080	108,900	155,659
2401209000	Other tobacco, partly/wholly stemmed/stripped, not flue-cured	561,166	915,463	3,411,905	5,271,495
2401301000	Tobacco stems	844,400	1,584,050	1,125,796	2,588,473
2401309000	Other tobacco refuse	29,700	402,551	29,700	1,312,346
2402100000	Cigars, cheroots and cigarillos,containing tobacco	3,529	73,127	24,907	1,055,174
2402201000	Beedies	0	468	0	12,374
2402209010	Cigarettes tobacco	636	4,669	19,215	41,449
2402209090	Other cigarettes containing tobacco	8,214	108,187	404,417	2,824,694
2402902000	Cigarettes of tobacco substitutes	0	2,430	0	26,552
2403101100	Blended tobacco, packed for retail sale	0	9,900	0	59,430
2403101900	Other smoking tobacco, packed for retail sale	0	29,939	0	103,660
2403102100	Blended tobacco, for cigarette making	825,240	4,958,508	6,600,646	35,916,804
2403102900	Oth manufactures tobacco for cigarettemaking	144,000	2,221,957	671,040	10,378,396
2403109000	Other smoking tobacco, whether or notcontaining tobacco substitutes	300	178,266	2,658	1,097,245
2403910000	Homogenised or reconstituted tobacco	0	34,737	0	375,567
2403991000	Tobacco extracts and essences	34,095	35,951	98,684	221,925
2403999000	Oth manufactures tobacco & manufacturedtobacco substitutes	0	340	0	3,210
2501001000	Table salt	128	564	2,060	5,008
2501004100	Oth salt cont. at least 94.7% sodium chl a dry basis ,in package netto < 45 kg	48,000	738,002	16,560	230,014
2501004900	Oth salt cont. at least 94.7% sodium chl a dry basis ,in package netto < 45 kg	114,064,128	802,375,904	6,067,607	42,234,572
2501005000	Sea water	150	606	2,634	13,610
2501009000	Other salt	744	20,202	31,574	83,584
2502000000	Unroasted iron pyrites	0	49,762	0	16,461
2503000000	Sulphur of all kinds, oth than sublimed,precipitated and colloidal sulphur	3,822,467	133,568,611	1,098,437	20,000,451
2504100000	Natural graphite, in powder or in flakes	423,314	3,131,873	242,923	1,429,901
2504900000	Natural graphite, in other form	491	1,224,918	1,068	400,665
2505100000	Silica sands and quartz sands	997,605	20,387,945	289,190	2,052,739
2505900000	Other natural sands,whether/not coloredother than metal-bearing sands	255,337	2,666,486	102,609	644,592
2506100000	Quartz	392,960	2,360,870	133,375	405,205
2506200000	Quartzite	52,412	346,453	29,957	238,225
2507000000	Kaolin and other kaolinic clays,whetheror not calcined	12,536,565	51,654,166	2,648,383	12,792,995
2508100000	Bentonite	14,144,291	83,229,512	2,129,721	9,518,114
2508300000	Fire-clay	391,829	3,505,369	203,713	1,578,227
2508400000	Other clays	5,169,254	30,368,276	899,506	5,571,536
2508500000	Andalusite, kyanite and sillimanite	40,000	731,916	9,890	319,291
2508600000	Mullite	548,393	2,481,461	261,815	1,201,381
2508700000	Chamotte or dinas earths	913,977	2,676,945	332,798	989,619
2509000000	Chalk	285,185	928,531	155,836	360,780
2510109000	Other natural calcium phosphates,naturaaluminium calcium phosphates, ungroi	39,443,210	208,138,790	5,502,910	27,856,864
2510201000	Apatite, ground	11,117	46,994	33,063	115,688
2511100000	Natural barium sulphate (barytes)	22,662,940	56,634,794	1,940,121	6,705,922
2511200000	Natural barium carbonate (witherite)	5,500	30,500	74,230	80,980
2512000000	Siliceous fossil meals and similarsiliceous earths	334,523	2,464,711	211,495	1,629,850
2513100000	Pumice stone	3,383	20,310	22,692	113,315
2513200000	Emery, natural corundum, natural garnetand other natural abrasives	1,183,046	11,270,999	416,895	3,709,363
2514000000	Slate, whether or not roughly trimmedor merely cut	24,980	27,516	4,496	16,850
2515110000	Marble and travertine, crude or roughlytrimmed	26,700	89,360	4,740	21,485
2515121000	Marble and travertine, merely cut intoblocks	3,734,989	12,493,577	517,196	1,311,610
2515122000	Marble and travertine, merely cut intoslabs	2,102,202	10,340,744	779,226	4,017,275
2516110000	Granite, crude or roughly trimmed	0	615,232	0	283,689
2516121000	Granite, merely cut into blocks	711,566	2,314,535	246,513	744,228
2516122000	Granite, merely cut into slabs	1,433,247	9,407,176	341,631	2,540,087
2516200000	Sandstone	5,878	4,090,627	2,873	40,067
2516900000	Other monumental or building stone	8,530	43,085	3,800	149,461
2517100000	Pebbles, gravel, broken/crushed stonewhether or not heat treated	28,501,006	259,653,866	244,376	1,921,088
2517200000	Macadam of slag, dross or similarindustrial waste	0	60,687	0	54,974
2517410000	Granules, chippings and powder of marblwhether or not heat trated	2,102	11,717	1,056	92,207
2517490000	Granules, chippings & powder of stones owhethet or not heat treated	200,137	825,937	61,336	277,418
2518200000	Dolomite, calcined or sintered	250,129	4,447,579	57,440	724,426
2518300000	Dolomite, ramming mix	240,000	1,826,028	49,920	355,360
2519100000	Natural magnesium carbonate (magnesite)	4,549,345	12,072,146	1,589,152	4,182,893
2519900000	Fused magnesia; dead-burned magnesia	2,439,038	15,091,157	995,829	5,973,088
2520100000	Gypsum, anhydrite	96,957,698	613,340,482	2,892,689	18,726,080
2520201000	Plasters, for use in dentistry	42,000	8,327,818	12,390	292,861
2520209000	Other plasters	2,968,376	71,464,923	650,636	4,728,331
2521000000	Limestone flux; limestone and othercalcareous stone	13,455,862	99,597,620	841,839	4,900,523
2522100000	Quicklime	1,520,000	8,876,261	175,968	1,037,926

I.3. IMPOR MENURUT KOMODITI / IMPORT BY HS COMMODITY
 *** JUNI / JUNE 2010 ***

H S	Uraian Komoditi Commodity Description	Berat Bersih / Net Weight (Kg)		Nilai / Value C.I.F (US\$)	
		Bulan ini Current Month	Kumulatif Cum.Jan. to date	Bulan ini Current Month	Kumulatif Cum.Jan. to date
2522200000	Slaked lime	267,547	2,581,325	153,786	890,289
2522300000	Hydraulic lime	0	50,600	0	18,200
2523101000	Cement clinkers, for white cement	119,008	577,734	122,667	213,413
2523109000	Other cement clinkers	157,530,861	436,825,377	8,356,625	21,778,959
2523210000	Portland cement, white cement, whether or not artificially colored	43	6,068	193	25,029
2523291000	Portland cement, colored cement	36,702,000	221,825,973	1,427,171	8,595,416
2523299000	Other portland cements	23,670,100	69,760,318	976,832	2,677,380
2523300000	Aluminous cement	706,917	2,818,708	448,708	1,975,120
2523900000	Other hydraulic cements	43,160,000	322,527,210	1,586,132	11,951,627
2524900010	Chrysotile	9,641,754	52,053,304	4,781,200	24,757,878
2524900090	Other asbestos, crocidolite & chrysotile	0	8,066	0	7,454
2525100000	Crude mica and mica rifted into sheets or splittings	1,979	6,185	1,342	19,247
2525200000	Mica powder	305,710	1,685,557	342,236	1,888,369
2525300000	Mica waste	0	73	0	214
2526100000	Natural steatite, not crushed, not powdered	162,000	197,924	15,714	91,173
2526201000	Talc powder, crushed or powdered	8,490,773	54,992,284	1,712,237	8,975,269
2526209000	Oth natural steatite, crushed/powdered	340,854	2,458,489	326,374	739,498
2528100000	Natural sodium borates and concentrates thereof (whether or not calcined)	90	300	1,610	5,417
2528900000	Natural boric acid containing not more than 85% of h3bo3 on the dry weight	306,976	1,072,955	166,408	595,998
2529100000	Felspar	36,673,460	171,812,006	2,322,101	12,211,195
2529210000	Fluorspar, containing by weight 97% or less of calcium fluoride	99,570	760,396	29,473	243,039
2529220000	Fluorspar, containing by weight more than 97% of calcium fluoride	22,000	751,229	14,150	422,317
2529300000	Leucite; nepheline & nepheline syenite	47,781	1,394,267	17,944	525,141
2530100000	Vermiculite, perlite and chlorites, unexpanded	1,099,018	4,209,167	199,979	1,120,543
2530201000	Kieserite	28,237,212	73,948,347	3,527,123	9,309,712
2530202000	Epsomite	0	300,000	0	34,673
2530900000	Other mineral substances not elsewhere specified or included	2,623,302	17,265,880	1,179,399	6,359,150
2601110000	Iron ores and concentrates, other than roasted iron pyrites: non agglomerated	301,870,565	1,206,933,079	44,652,214	146,281,887
2601120000	Iron ores and concentrates, other than roasted iron pyrites: agglomerated	0	64,420,400	0	8,903,974
2601200000	Roasted iron pyrites	0	8,037	0	19,378
2602000000	Manganese ores & concentrates, including ferruginous manganese, m. content >=	5,401	178,506	14,459	334,051
2603000000	Copper ores and concentrates	5,621	133,002	67,305	377,719
2605000000	Cobalt ores and concentrates	3,800	3,800	180,117	180,117
2606000000	Aluminium ores and concentrates	103,186	257,959	163,586	321,586
2607000000	Lead ores and concentrates	0	178,251	0	144,593
2608000000	Zinc ores and concentrates	4,901	22,888	55,619	130,608
2609000000	Tin ores and concentrates	102,820	204,146	77,419	166,878
2610000000	Chromium ores and concentrates	0	1,072,400	0	586,512
2614001000	Titanium ores and concentrates, ilmenite ores and concentrates	0	96,000	0	65,606
2614009000	Titanium ores and concentrates, other than ilmenite ores & concentrates	339,245	1,907,702	239,839	1,422,746
2615100000	Zirconium ores and concentrates	1,776,336	11,145,976	1,921,441	11,941,334
2615900000	Other niobium, tantalum ores and concentrates vanadium or zirconium ores	49,733	424,315	106,373	707,852
2616900000	Precious metal ores other than silver ores	20	32,100	11,035	920,323
2617100000	Antimony ores and concentrates	4,813	40,166	38,211	220,438
2617900000	Other ores and concentrates.	225	138,225	1,720	46,885
2618000000	Granulated slag (slag sand) from the manufacture of iron or steel	0	217	0	1,221
2619000000	Slag, dross (not granula slag), & othwaste from the manufac. of iron or steel	0	21,198	0	4,553
2620110000	Ash & residues containing mainly zinc, hard zinc spelter	0	48,000	0	34,674
2620190000	Ash & residues containing mainly zinc, other than hard zinc spelter	0	35	0	745
2620210000	Ash & residues containing mainly lead, lead gasoline sludges, antiknock compound	0	142	0	2,721
2620290000	Ash & residues containing mainly lead, other than leaded gasoline sludges	0	125	0	2,972
2620300000	Ash & residues containing mainly copper	4,449	8,835	45,070	96,409
2620400000	Ash & residues containing mainly aluminium	0	561	0	847
2620910000	Ash & residues containing antimony, beryllium, cadmium, chromium or their mix	0	16	0	105
2620990000	Oth metals or their compounds ash & residues containing mainly tin	0	43	0	1,445
2701110000	Anthracite	605,301	20,961,130	117,186	3,721,642
2701129000	Bituminous coal: other than coking coal	0	873,415	0	235,974
2701190000	Other coal	269,676	1,299,914	133,294	1,499,744
2701200000	Briquettes, ovoids & similar solid fuels manufactured from coal	432,191	880,904	90,456	207,218
2702100000	Lignite, whether or not pulverised, but not agglomerated	0	5,701	0	7,883
2702200000	Agglomerated lignite	13,744	73,985	33,299	144,215
2703001000	Peat, whether or not compressed into bales, but not agglomerated	0	13,755	0	15,072
2703002000	Agglomerated peat	10,272	362,097	3,155	205,612
2704001000	Coke & semi-coke of coal	6,593,326	30,413,901	2,205,278	10,471,646
2704002000	Coke & semi-coke of lignite or of peat	0	1,096,500	0	371,576
2704003000	Retort carbon	983,020	2,146,625	218,201	636,710
2705000000	Coal gas, water gas, producer gas and similar gases other than petroleum gas	140	90,533	2,456	61,106
2706000000	Tar distilled from coal, from lignite or from peat & other mineral tars	112,421	607,941	73,837	374,957
2707100000	Benzol (benzene)	0	42	0	1,394
2707200000	Toluol (toluene)	1,416	8,307	8,471	50,173
2707300000	Xylol (xylenes)	8,673	43,819	72,427	199,491
2707400000	Napthalene	155,869	256,670	370,952	701,140
2707500000	Oth. aromatic hydrocarbon mix. of >= 65% by volume, distils at 250.c, astm d 86 m	1,281,869	8,069,605	1,269,702	7,694,222
2707910000	Creosote oils	0	47,480	0	77,515
2707992000	Carbon black feedstock	0	169,460	0	256,279
2707999000	Other products of the distilled of high temperature coal tar	3,460,145	10,731,793	2,591,472	9,043,482
2708100000	Pitch	192,431	12,055,397	88,074	6,496,690
2709001000	Crude petroleum oil	1,213,379,517	7,176,022,713	681,046,439	4,223,318,979

I.3. IMPOR MENURUT KOMODITI / IMPORT BY HS COMMODITY
 *** JUNI / JUNE 2010 ***

H S	Uraian Komoditi Commodity Description	Berat Bersih / Net Weight (Kg)		Nilai / Value C.I.F (US\$)	
		Bulan ini Current Month	Kumulatif Cum.Jan. to date	Bulan ini Current Month	Kumulatif Cum.Jan. to date
2709002000	Condensate	0	2	0	47
2709009000	Other petroleum oil, crude	10	14,181	139	21,639
2710111100	Motor spirit, premium leaded	11,916,442	1,137,434,288	8,432,548	864,455,459
2710111200	Motor spirit, premium unleaded	803,939,041	3,258,953,385	605,866,196	2,559,914,567
2710111300	Motor spirit, regular leaded	0	9	0	276
2710111400	Motor spirit, regular unleaded	0	24,738,918	0	16,016,704
2710111500	Other motor spirit, leaded	0	24,526,115	0	19,314,572
2710111600	Other motor spirit, unleaded	157,844,742	887,237,624	119,492,296	683,211,272
2710112000	Aviation spirit	196,424	1,250,559	401,964	2,611,876
2710113000	Tetrapropylene	2,628,362	4,804,967	3,013,023	5,102,446
2710114000	White spirit	2,224,669	9,185,515	1,977,566	8,330,861
2710115000	Low aromatic solvents containing byweight <= 1 % aromatic content	683,529	4,885,925	893,373	6,006,404
2710116000	Other solvent spirits	1,920	32,037	5,216	62,557
2710117000	Naphtha, reformat or preparations forpreparing spirits	126,264,312	759,513,115	95,718,985	560,671,947
2710119000	Other petroleum oil, light oil & otherthan crude	1,162,465	118,632,482	1,524,092	90,545,390
2710191300	Aviation turbine fuel (jet fuel) havinga flash point of not less than 23-c	8,111,696	56,756,711	5,608,176	43,250,209
2710191400	Aviation turbine fuel (jet fuel) havinga flash point of less than 23-c	18,504,411	92,538,075	12,634,553	74,889,522
2710191600	Kerosene	11	38,245	404	66,033
2710191900	Other medium oils and preparations	9,745,621	50,487,385	10,800,433	56,890,584
2710192000	Topped crudes	152,246	432,004	202,054	595,908
2710193000	Carbon black feedstock oil	6,680,271	92,214,227	3,289,886	42,572,652
2710194100	Lubricating oil basestock	9,464,353	63,761,575	10,716,511	66,475,387
2710194200	Lubricating oils for aircraft engines	23,955	37,023	167,790	242,296
2710194300	Other lubricating oils	9,920,363	62,563,456	18,733,983	117,595,124
2710194400	Lubricating greases	1,316,907	7,577,119	3,820,544	20,956,792
2710195000	Hydraulic brake fluid	11,483	30,321	55,413	311,166
2710196000	Transformer and circuit breakers oils	2,266,545	10,492,512	2,503,714	10,720,957
2710197100	High speed diesel fuel	972,441,948	3,966,257,139	617,153,979	2,597,744,183
2710197200	Other diesel fuel	126,949,723	451,486,366	81,373,576	299,838,603
2710197900	Other fuel oils	7,118,508	527,203,951	3,688,455	259,006,531
2710199000	Oth petroleum oils & oils obtained frombituminous minerals (other than crude)	1,555,423	8,887,092	2,165,869	12,551,768
2710990000	Other waste oils	14,772	60,490	27,560	123,418
2711110000	Liquid natural gas	0	516	0	9,012
2711120000	Liquid propane	46,275,203	235,446,117	35,488,470	177,444,962
2711130000	Liquid butanes	44,475,706	229,786,687	33,683,310	171,075,279
2711141000	Liquid ethylene	0	1,669	0	28,480
2711149000	Liquid propylene, butylene & butadiene	3,245	3,768	14,593	17,449
2711190000	Other liquid petroleum gas	2	127	304	5,303
2711210000	Natural gas in gaseous state	0	460	0	8,345
2711290000	Other petroleum gas in gaseous state	6,065	21,361	18,418	123,025
2712100000	Petroleum jelly	154,661	1,396,756	292,689	2,393,832
2712200000	Paraffin wax containing by weight lessthan 0.75% of oil	1,428,270	3,455,079	1,076,853	3,776,189
2712901000	Other paraffin wax	1,385,444	7,935,344	2,107,159	11,026,195
2712909000	Microcrystalline petroleum wax, slackwax, ozokerite, lignite wax, peat wax	351,485	2,098,088	720,083	4,469,025
2713110000	Petroleum coke, not calcined	5,247,756	10,724,622	3,242,711	6,583,065
2713120000	Petroleum coke, calcined	10,476,812	27,314,395	4,183,026	11,024,512
2713200000	Petroleum bitumen	31,983,251	174,785,754	17,117,218	90,807,822
2713900000	Other residues of petroleum oils or ofoils obtained from bituminous minerals	18,800	53,561	6,881	141,492
2714100000	Bitumen and asphalt, natural bituminousor oil shale and tar sands	19,011	64,603	7,534	45,032
2714900000	Bitumen and asphalt, natural asphaltiesand asphaltic rocks	3,340,142	15,788,748	1,909,638	10,586,308
2715000000	Bituminous mix. based on natur. asphalton natur. bitumen, on petroleum bitum	87,921	555,148	166,734	1,132,931
2801100000	Chlorine	60,586	888,870	35,184	485,433
2801200000	Iodine	2	105	214	8,219
2801300000	Fluorine; bromine	1,633	1,633	8,286	8,286
2802000000	Sulphur, sublimed or precipitated, collodial sulphur	953,708	47,971,969	447,385	7,027,217
2803001000	Rubber grade carbon black	7,552,249	43,390,176	8,140,749	45,091,148
2803002000	Acetylene black	403,657	2,605,359	1,015,054	5,586,472
2803003000	Other carbon blacks	1,706,229	8,699,767	1,262,539	9,768,933
2803009000	Other carbon	410,605	7,296,633	828,261	7,687,344
2804100000	Hydrogen	128,348	804,421	33,761	292,494
2804210000	Argon	398,442	3,288,860	272,613	2,282,739
2804290000	Other rare gases	1,115,711	5,543,689	557,149	4,046,650
2804300000	Nitrogen	1,190,352	6,785,406	302,949	1,729,353
2804400000	Oxygen	1,803,141	10,925,313	499,603	3,211,965
2804500000	Boron; tellurium	0	11,012	0	53,121
2804610000	Silicon, containing by weight >= 99.99%	11,135	17,264	1,125,273	1,166,586
2804690000	Silicon, containing by weight < 99.99%	415,117	4,106,067	1,005,470	9,117,479
2804700000	Phosphorus	43,573	183,764	797,401	3,389,881
2804800000	Arsenic	20,000	50,019	14,865	49,099
2804900000	Selenium	5,448	9,640	262,318	517,040
2805110000	Sodium	113,286	325,855	935,392	1,910,430
2805120000	Calcium	131	31,814	4,916	45,404
2805190000	Other alkali or alkaline-earth metals	285,944	1,209,756	709,300	3,189,691
2805300000	Rare-earth metals, scandium & yttriumwhether or not intermixed or interalloy	1,000	1,000	12,300	12,300
2805400000	Mercury	149	1,516	32,655	117,099
2806100000	Hydrogen chloride (hydrochloric acid)	34,652	514,894	52,994	209,277
2806200000	Chlorosulphuric acid	103	106	753	1,050
2807000000	Sulphuric acid; oleum.	15,775,320	39,813,109	1,141,109	2,277,377

I.3. IMPOR MENURUT KOMODITI / IMPORT BY HS COMMODITY
 *** JUNI / JUNE 2010 ***

HS	Uraian Komoditi Commodity Description	Berat Bersih / Net Weight (Kg)		Nilai / Value C.I.F (US\$)	
		Bulan ini Current Month	Kumulatif Cum.Jan. to date	Bulan ini Current Month	Kumulatif Cum.Jan. to date
2808000000	Nitric acid; sulphonitric acids	934,108	5,454,112	452,648	2,625,947
2809100000	Diphosphorus pentaoxide	73	75,280	1,981	117,968
2809203000	Phosphoric acids, hypophoric acids and hypophosphoric acids	1,104,993	6,164,763	874,947	5,002,027
2809209000	Oth phosphoric acids, hypophoric acids and hypophosphoric acids	6,101,943	38,123,436	3,704,285	15,181,664
2810000000	Oxide of boron; boric acids	313,324	2,545,808	241,783	1,855,077
2811110000	Hydrogen fluoride (hydrofluoric acid)	165,489	668,234	165,611	649,361
2811191000	Arsenic acid	81,374	704,018	51,068	331,364
2811199000	Other inorganic acids	1,025	371,808	5,442	417,558
2811210000	Carbon dioxide	161,648	814,835	97,625	633,736
2811221000	Silica powder	1,355,384	7,904,223	1,406,190	7,606,595
2811229000	Silicon dioxide, other form	1,794,789	8,707,329	1,604,931	8,643,389
2811291000	Diarsenic pentaoxide	35,001	67,624	84,187	159,368
2811299000	Other inorganic oxygen compounds of non metals	297,205	1,253,875	403,369	1,773,673
2812100000	Chlorides and chloride oxides	16,001	64,018	20,931	78,838
2812900000	Other halides and halide oxides of nonmetals	525,315	2,087,592	200,088	782,742
2813100000	Carbon disulphide	1,068,450	4,933,800	976,778	4,110,055
2813900000	Other sulphides of non-metal	5	43	5,465	5,703
2814100000	Anhydrous ammonia	23,852,155	28,614,939	10,471,922	12,104,353
2814200000	Ammonia in aqueous solution	10,619	52,634	29,334	145,579
2815110000	Sodium hydroxide (caustic soda), solid	2,188,909	9,944,728	825,872	3,879,126
2815120000	Sodium hydroxide (caustic soda), in aqueous solution (lye or liquid soda)	84,755	11,087,257	39,791	2,749,530
2815200000	Potassium hydroxide (caustic potash)	1,057,888	5,605,098	1,196,158	6,187,406
2815300000	Peroxides of sodium or potassium	270	5,587	1,739	23,541
2816100000	Hydroxide and peroxide of magnesium	88,828	344,925	254,440	1,127,140
2816400000	Oxides, hydroxides & peroxides, of strontium or barium	29,547	156,210	208,288	447,301
2817001000	Zinc oxide	638,017	3,941,285	1,334,548	8,078,868
2817002000	Zinc peroxide	52,717	205,478	121,210	420,690
2818100000	Artificial corundum, whether or not chemically defined	453,476	1,778,971	390,115	1,438,245
2818200000	Aluminium oxide, other than artificial corundum	46,117,091	209,415,600	18,379,707	74,949,269
2818300000	Aluminium hydroxide	7,854,824	47,050,948	2,382,806	14,097,323
2819100000	Chromium trioxide	126,004	453,412	503,973	1,633,487
2819900000	Other chromium oxides and hydroxides	23,571	92,341	134,030	417,040
2820100000	Manganese dioxide	1,743,160	10,330,627	3,256,234	17,109,993
2820900000	Other manganese dioxide	105,292	947,411	121,114	1,242,846
2821100000	Iron oxides and hydroxides	578,323	5,696,224	793,883	5,480,475
2821200000	Earth colors	37,345	70,483	14,544	125,179
2822000000	Cobalt oxides and hydroxides, commercial	34,150	187,913	306,181	1,583,058
2823000000	Titanium oxides.	1,013,051	4,473,051	2,477,030	11,594,519
2824100000	Lead monoxide (litharge, massicot)	30,940	129,953	126,195	464,679
2824900000	Other lead monoxide	0	72,214	0	162,148
2825100000	Hydrazine, hydroxylamine, inorganic salt	151,162	794,061	438,370	2,459,738
2825200000	Lithium oxide and hydroxide	1	12,332	39	209,287
2825300000	Vanadium oxides and hydroxides	309	5,273	7,587	81,085
2825400000	Nickel oxides and hydroxides	17,830	101,325	351,528	1,719,886
2825500000	Copper oxides and hydroxides	81,873	306,268	540,100	2,152,732
2825600000	Germanium oxides and zirconium dioxide	0	10,637	0	59,831
2825700000	Molybdenum oxides and hydroxides	6,953	9,421	147,870	171,996
2825800000	Antimony oxides	91,484	371,254	556,448	2,282,386
2825900000	Other inorganic bases	88,264	576,628	1,453,536	6,721,179
2826120000	Fluorides of aluminium	0	6,207	0	6,333
2826190000	Other fluorides	156,717	690,604	102,637	463,422
2826300000	Sodium hexafluoroaluminate (synthetic cryolite)	39,655	148,393	60,349	200,712
2826900000	Other complex fluorine salt.	160,314	655,507	316,041	1,290,547
2827100000	Ammonium chloride	2,348,501	4,943,776	434,613	1,157,569
2827201000	Calcium chloride, commercial grades	23,000	1,428,658	4,370	321,771
2827209000	Calcium chloride, not commercial grades	1,409,036	7,612,906	363,930	2,284,451
2827310000	Other chlorides of magnesium	73,451	211,469	49,401	177,015
2827320000	Other chlorides of aluminium	1,047,008	6,230,919	406,097	2,362,481
2827350000	Other chlorides of nickel	13,700	100,338	84,476	774,594
2827390010	Other chlorides of zinc	120,694	804,411	50,212	478,384
2827390090	Other chlorides of iron, cobalt and of other materials	236,336	977,512	498,647	1,575,877
2827410000	Chloride oxides & chloride hydroxides, of copper	4,167	12,238	16,485	36,445
2827490000	Other chloride oxides & chloride hydroxides	197,011	974,949	267,299	881,166
2827510000	Bromides of sodium or of potassium	67,177	416,286	141,168	852,018
2827590000	Other bromides	45,835	116,084	81,708	208,704
2827600000	Iodides and iodide oxides	2,192	22,581	48,881	370,772
2828100000	Commercial calcium hypochlorite & other calcium hypochlorites	196,877	2,357,252	194,353	2,345,214
2828901000	Sodium hypochlorite	15,168	27,148	29,817	81,031
2828909000	Other hypochlorite	162,788	1,359,988	317,489	2,484,282
2829110000	Chlorates of sodium	1,283	1,946,975	5,700	1,585,074
2829190000	Other chlorates	228,011	1,426,123	273,598	1,689,505
2829900000	Bromat dan perbromat, iodat & periodat	5,834	75,282	62,528	746,577
2830100000	Sodium sulphides	537,329	3,487,408	287,153	2,016,239
2830900000	Other sulphides	21,392	182,005	43,747	326,450
2831100000	Dithionites and sulphoxylates of sodium	607,072	3,731,581	534,997	3,215,106
2831900000	Other dithionites and sulphoxylates	19,734	110,630	32,876	203,980
2832100000	Sodium sulphites	911,818	5,901,799	406,062	2,489,512
2832200000	Other sulphites	110,467	792,259	55,272	428,593

I.3. IMPOR MENURUT KOMODITI / IMPORT BY HS COMMODITY
 *** JUNI / JUNE 2010 ***

H S	Uraian Komoditi Commodity Description	Berat Bersih / Net Weight (Kg)		Nilai / Value C.I.F (US\$)	
		Bulan ini Current Month	Kumulatif Cum.Jan. to date	Bulan ini Current Month	Kumulatif Cum.Jan. to date
2832300000	Thiosulphates	50,194	511,087	16,541	254,889
2833110000	Disodium sulphate	29,518,231	95,440,750	3,506,773	10,919,000
2833190000	Other sodium sulphates	20,715,467	71,989,663	2,274,097	9,135,502
2833210000	Magnessium sulphate	1,040,854	8,557,747	261,491	1,837,317
2833221000	Aluminium sulphate :commercial grade	0	40,045	0	54,187
2833229000	Aluminium sulphate:other grade	22	124,143	901	45,357
2833240000	Nickel sulphate	33,805	280,510	465,517	2,722,241
2833250000	Copper sulphate	1,239,681	4,634,772	2,409,109	8,650,051
2833270000	Barium sulphate	61,014	757,982	116,549	841,565
2833291000	Of chromium or zinc	550,854	2,344,466	809,795	2,509,792
2833292000	Tribasic lead sulphate	53,399	208,972	49,923	457,697
2833299000	Other sulphate of other material	189,008	1,716,394	201,200	931,758
2833300000	Alums	3	288,173	258	85,682
2833400000	Peroxosulphates (persulphates)	162,230	865,451	187,185	968,197
2834100000	Nitrites	414,720	1,776,272	222,477	1,005,584
2834210000	Nitrates of potassium	145,279	867,404	121,563	745,218
2834290000	Other nitrates	470,415	2,298,152	313,992	1,718,234
2835100000	Phosphinates (hypophosphites) andphosponates (phosphites)	119,767	506,061	192,789	937,745
2835220000	Phosphates of mono- or disodium	68,575	1,299,231	114,626	1,295,540
2835240000	Phosphates of potassium	153,538	1,435,853	314,425	2,920,504
2835251000	Dicalcium phosphate, feed grade	5,811,000	21,389,859	2,169,345	8,368,444
2835259000	Oth hypophosphites, phosphonates andand phosphates, polyphosphates	648,247	4,772,356	305,438	2,097,025
2835260000	Other phosphates of calcium	1,998,502	9,710,378	1,146,484	5,482,014
2835290000	Other phosphates	299,403	1,689,179	269,425	1,919,565
2835310000	Sodium triphosphate (sodiumtripolyphosphate)	460,719	13,450,705	392,466	12,088,858
2835391000	Tetranatrium pirofosfat	59,030	274,566	100,962	441,012
2835399000	Other polyphospates	957,125	4,030,277	1,069,346	5,484,617
2836200000	Disodium carbonate	119,681,372	468,644,346	24,794,430	91,545,639
2836300000	Sodium hydrogencarbonate (sodium bicarbonate)	4,903,674	37,488,835	1,483,762	10,109,435
2836400000	Potassium carbonates	776,375	3,273,925	796,449	3,406,158
2836501000	Calsium carbonate, food or pharmaceu-tical grade	1,276,813	6,331,609	641,133	2,332,049
2836509000	Calsium carbonate, other grade	7,091,729	33,997,266	1,439,162	7,306,069
2836600000	Barium carbonate	218,008	1,894,056	102,120	739,111
2836910000	Lithium carbonates	105	44,582	3,136	173,928
2836920000	Strontium carbonate	72,100	313,358	38,850	163,431
2836990000	Other carbonates	930,979	5,667,951	936,915	5,536,951
2837110000	Cyanides and cyanide oxides, of sodium	282,000	2,138,105	525,000	3,767,227
2837190000	Other cyanides and cyanide oxides	87	7,695	13,702	89,407
2837200000	Complex cyanides	1	192	33	11,415
2839110000	Sodium metasilicates	345,238	1,683,912	131,502	757,777
2839191000	Sodium silicates	4,034,990	18,764,038	1,001,788	4,658,002
2839199000	Other silicates of sodium	664,263	4,058,443	462,109	2,828,321
2839900000	Other silicates; commerial alkali metasilicates	585,942	2,330,929	1,690,397	4,318,186
2840110000	Disodium tetraborate (refined borax),anhydrous	0	20	0	1,200
2840190000	Other disodium tetraborate (refinedborax)	1,908,025	14,262,971	1,152,421	8,849,105
2840200000	Other borates	24,012	50,498	16,011	102,704
2840300000	Peroxoborates (perborates)	14,600	75,189	16,352	111,857
2841300000	Sodium dichromate	545	333,356	5,433	408,014
2841500000	Other chromates and dichromates,peroxochromates	3,092	79,520	11,194	315,624
2841610000	Potassium permanganate	100,000	215,975	220,800	489,434
2841690000	Other manganit	108	108	440	440
2841700000	Molybdates	662	11,063	17,934	151,043
2841800000	Tungstates (wolframates)	1,834	15,140	2,544	22,435
2841900000	Oth salts of oxometallic orperoxometallic acids	76,345	218,394	108,863	738,013
2842100000	Double/complex silicates,includ aluminosilicates w.or not chemical defined	1,571,323	9,852,192	703,380	5,010,095
2842901000	Sodium arsenite	10	126,762	135	126,820
2842902000	Copper and/or chromium salts	22	93	114	384
2842909000	Oth salts of inorganic acids/peroxoacid	114,812	748,367	149,628	2,686,120
2843100000	Colloidal precious metals	0	923	0	28,336
2843210000	Silver nitrate	48	3,202	11,281	346,649
2843290000	Other silver compounds	1,842	23,618	31,772	1,112,901
2843300000	Gold compounds	1,613,248	1,617,943	548,091	2,045,806
2843900000	Other amalgams and other compoundcolloidal precious metals	4,655	7,367	183,454	478,763
2844109000	Ceramic products & mixtures containingnatural uranium	0	78	0	8,970
2844401100	Radium and its salts	24	48	4,709	9,715
2844401900	Other radioactive elements & isotopes & compounds, radioactive residues	541	3,234	268,728	953,302
2844409000	Ceramic products & mixtures containingisotop or compound,radioactive residues	1,729	27,027	435,202	5,263,523
2845100000	Heavy water (deuterium oxide)	0	245	0	9,137
2845900000	Other isotops other than those heading28.44	7,356	14,193	11,437	34,370
2846100000	Cerium compounds	142	16,544	1,205	80,836
2846900000	Other compounds, inorganic or organicof rare-earth metal	359	7,804	3,815	40,316
2847001000	Liquid hydrogen peroxide,whether or notsolidified with urea	685,147	4,375,436	326,177	1,620,234
2847009000	Hydrogen peroxide, whether or notsolidified with urea other form	21,631	476,772	9,151	193,015
2848000000	Phosphides, whether or not chemicallydefined excluding ferrophosphorus.	0	30,956	0	176,435
2849100000	Carbides, whether or not chemicallydefined of calcium	971,229	5,130,054	517,948	2,694,978
2849200000	Carbides, whether or not chemicallydefined of silicon	965,403	2,386,920	939,390	2,351,884
2849900000	Carbides, whether or not chemicallydefined of other material	1,338	11,585	13,464	216,456
2850000000	Hydrides, nitrides, azides, silicidesand borides	802	1,366	35,126	106,366

I.3. IMPOR MENURUT KOMODITI / IMPORT BY HS COMMODITY
 *** JUNI / JUNE 2010 ***

H S	Uraian Komoditi Commodity Description	Berat Bersih / Net Weight (Kg)		Nilai / Value C.I.F (US\$)	
		Bulan ini Current Month	Kumulatif Cum.Jan. to date	Bulan ini Current Month	Kumulatif Cum.Jan. to date
2852001000	Mercury sulphate	15	100	3,434	16,316
2852002000	Mercury compounds of a kind used as	1	31	18	537
2852009000	Other compounds, inorganic/organic, ofmercury, excluding amalgams	135	376	21,364	57,718
2853000000	Liquid, compressed air, other inorganic(incl distil/conductivity water,similar)	912	16,158	16,375	155,828
2901100000	Saturated acyclic hydrocarbons.	370,287	4,015,173	693,570	6,103,503
2901210000	Ethylene	61,806,378	263,185,062	72,475,795	320,600,678
2901220000	Propene (propylene)	12,539,638	82,499,227	15,267,110	94,596,989
2901230000	Butene (butylene) and isomers thereof	2,029,527	11,558,408	2,831,831	14,924,800
2901240000	Buta-1, 3-diene and isoprene	3,689,601	22,284,722	8,126,941	43,179,704
2901291000	Acetylene	28,616	118,157	72,597	236,310
2901299000	Other unsaturated acyclic hydrocarbons	20,313	1,216,340	71,710	1,618,548
2902110000	Cyclohexane	41,109	301,638	114,599	662,585
2902190000	Other cyclanes	148,541	702,253	328,995	1,479,465
2902200000	Benzene	4,009,434	80,670,995	3,460,172	78,318,175
2902300000	Toluene	14,512,175	53,357,879	13,236,383	49,725,214
2902410000	O-xylene	14,147	9,338,057	34,174	8,892,458
2902420000	M-xylene	0	757,257	0	663,876
2902430000	P-xylene	62,118,503	410,311,521	61,617,765	428,228,319
2902440000	Mixed xylene isomers	1,805,904	13,284,762	1,753,538	12,637,539
2902500000	Styrene	67,458	2,348,328	115,128	3,317,412
2902600000	Ethylbenzene	0	21,950	0	108,500
2902700000	Cumene	117	978,593	59	1,301,638
2902901000	Dodecylbenzene	78,118	486,875	81,407	638,020
2902902000	Alkylbenzenes	11,999	115,429	35,723	258,038
2902909000	Other cyclic hydrocarbons.	836,835	3,316,358	1,363,209	5,260,576
2903111000	Methyl chloride used in the manufactureof herbicides	103,378	632,694	148,528	873,216
2903119000	Other methyl chloride	0	4,902	0	6,660
2903120000	Dichloromethane (methylene chloride)	1,123,871	5,914,619	1,011,440	4,808,350
2903130000	Chloroform (trichloromethane)	46,161	220,959	280,332	1,145,776
2903150000	1,2-dichloroethane (ethylene dichloride)	0	95	0	877
2903190090	Other halogenated derivatives ofhydrocarbons	37,107	351,040	69,084	344,898
2903211000	Vinyl chloride monomer (vcm)	6,010,293	53,335,331	5,319,102	45,266,137
2903219000	Other vinyl chloride (chloroethylene)	12,104	249,051	30,990	585,331
2903220000	Trichloroethylene	221,039	932,704	319,782	1,230,461
2903230000	Tetrachloroethylene (perchloroethylene)	141,100	738,455	184,101	833,760
2903290000	Other unsaturated chlorinated derivatives of acyclic hydrocarbons	48,334	245,825	248,069	1,361,240
2903310000	Ethylene dibromide (iso)(1,2-dibromoethane)	20,000	40,262	61,800	125,605
2903390000	Oth fluorinated, brominated/iodinated	80,252	233,560	430,700	1,063,844
2903410000	Trichlorofluoromethane	0	42,620	0	206,000
2903470000	Other perhalogenated derivatives	0	1,418	0	18,688
2903490000	Derivatives of methane, ethane/propane,halogenated with flourine & chlorine	716,173	2,949,922	2,062,662	8,212,093
2903510000	1, 2, 3, 4, 5, 6-hexachlorocyclohexane	0	31,570	0	105,514
2903590000	Other halogenated derivatives of cyclanic cyclenic/cycloterpenic hydrocarbon	0	49	0	14,170
2903610000	Chlorobenzene, o-dichlorobenzene andp-dichlorobenzene	462,665	1,079,860	575,789	1,561,738
2903690000	Other halogenated derivatives ofaromatic	52,730	584,874	162,272	1,351,386
2904100000	Derivatives containing only sulphogroups their salts and ethyl esters	198,495	2,420,641	340,679	2,792,114
2904200000	Derivatives containing only nitro oronly nitroso groups	1,171	129,772	13,574	450,957
2904900000	Other derivatives of hydrocarbons,wherther or not halogenated	2,761	57,151	20,092	154,104
2905110000	Methanol (methyl alcohol)	14,431,932	99,018,247	3,801,633	32,024,296
2905120000	Propan-1-ol(propyl alcohol) & propan-2-ol (isopropyl alcohol)	2,306,736	12,612,061	3,007,740	15,732,395
2905130000	Butan-1-ol (n-butyl alcohol)	2,399,554	18,657,972	3,851,117	28,502,218
2905140000	Other butanols	666,164	3,011,675	1,142,066	4,817,558
2905160000	Octanol (octyl alcohol) and isomersthereof	2,667,549	13,153,860	5,030,867	21,692,682
2905170000	Dodecan-1-ol (lauryl alcohol), hexadecan-1-ol, and octadecan-1-ol	54,327	340,972	145,762	763,763
2905190000	Other sulphonated, nitrated/nitrosated	426,295	2,556,862	740,875	4,098,294
2905220000	Acyclic terpene alcohols	151,147	685,332	1,284,407	5,773,629
2905290000	Other unsaturated monohydric alcohols	23,732	130,322	383,484	1,477,880
2905310000	Ethylene glycol (ethanediol)	20,186,973	161,317,763	18,582,722	161,209,668
2905320000	Propylene glycol (propane-1, 2- diol)	1,603,692	12,326,764	2,732,339	20,618,255
2905390000	Other diols	197,906	1,569,309	568,046	4,240,007
2905410000	2-ethyl-2-(hydroxymethyl) propane-1,3-(trimethylolpropane)	34,638	184,530	89,277	440,564
2905420000	Pentaerythritol	337,244	2,741,430	416,542	3,122,015
2905430000	Mannitol	16,274	209,951	112,868	1,051,421
2905440000	D-glucitol (sorbitol)	96,445	729,127	81,053	535,735
2905450000	Glycerol	300,499	1,744,836	222,866	1,168,649
2905490000	Other polyhydric alcohols	32,767	286,539	133,458	1,080,144
2905590000	Other halogenated, sulphonated,nitratedderivatives of acyclic alcohols	1,067	67,607	4,183	193,528
2906110000	Menthol	56,307	265,771	606,478	3,077,841
2906120000	Cyclohexanol, methylcyclohexanols anddimethylcyclohexanols	4,060	6,964	69,980	145,924
2906130000	Sterols and inositols	53,404	219,369	281,176	1,356,504
2906190000	Other cyclanic, cyclenic/cycloterpenic	55,135	205,814	596,931	1,965,095
2906210000	Benzyl alcohol	44,460	280,891	100,592	673,753
2906290000	Other aromatic alcohol	75,489	312,423	387,059	1,689,085
2907110000	Phenol (hydroxybenzene) and its salts	1,415,122	7,025,278	2,465,577	10,550,114
2907120000	Cresols and their salts	43,229	240,950	147,163	609,641
2907130000	Octylphenol, nonylphenol and theirisomers, salts thereof	146,098	757,488	321,424	1,574,140
2907150000	Naphthols and their salts	8,812	108,767	59,284	425,958
2907190000	Other monophenols	89,670	881,642	299,308	2,449,572

I.3. IMPOR MENURUT KOMODITI / IMPORT BY HS COMMODITY
 *** JUNI / JUNE 2010 ***

H S	Uraian Komoditi Commodity Description	Berat Bersih / Net Weight (Kg)		Nilai / Value C.I.F (US\$)	
		Bulan ini Current Month	Kumulatif Cum.Jan. to date	Bulan ini Current Month	Kumulatif Cum.Jan. to date
2907210000	Resorcinol and its salts	84,509	240,845	444,997	1,252,648
2907220000	Hydroquinone (quinol) and its salts	33,220	159,316	244,321	1,144,108
2907230000	4,4-isopropylidenediphenol (bisphenola, diphenylolpropane) and its salts	48,042	181,651	106,907	367,828
2907290000	Other polyphenols; phenol-alcohols	19,598	74,045	101,300	599,789
2908110000	Pentachlorophenol (iso)	12,000	72,000	87,120	522,720
2908190000	Oth derivatives containing only halogensubstituents and their salts	13	8,081	350	31,340
2908910000	Dinoseb (iso) and its salts	20,000	99,500	70,000	366,046
2908990000	Oth derivatives containing only sulphogroups their salts and esters	7,522	54,975	30,310	201,808
2909110000	Diethyl ether	0	3,156	0	31,252
2909191000	Methyl tertiary butyl ether	1,037	21,017	9,900	76,145
2909199000	Other acyclic ethers and their halogenated	946	25,982	12,948	100,234
2909200000	Cyclanic, cyclenic or cycloterpenicethers & their halogenated derivatives	866	16,534	34,005	923,350
2909300000	Aromatic ethers & their halogenated,sulphonated, or nitrosated derivatives	126,193	391,131	586,663	2,209,565
2909410000	2,2-oxidiethanol (diethylene glycol,digol)	349,251	1,724,653	384,887	1,893,684
2909430000	Monobutyl ethers of ethylene glycol orof diethylene glycol	2,871,234	8,440,990	4,673,375	12,983,922
2909440000	Other monoalkylethers of ethyleneglycol or of diethylene glycol	894,059	3,597,879	1,476,498	5,716,796
2909490000	Other ether-alcohols, their halogenatedsulphonated, nitrated derivatives	386,385	3,318,177	1,250,437	8,527,501
2909500000	Ether-phenols, ether-alcohol-phenols &their halogenated, nitrated derivatives	38,857	130,154	496,118	1,899,513
2909600000	Alcohol peroxides, ether peroxides, ketone peroxides & their halogenated drv	136,157	682,541	342,318	1,596,400
2910100000	Oxirane (ethylene oxide)	7,127	23,030	32,762	106,176
2910200000	Methyloxirane (propylene oxide)	5,249,080	15,050,812	8,517,731	22,344,610
2910300000	1chloro2, 3epoxypropane(epichlorohydrin)	74,815	260,639	163,862	513,037
2910900000	Other epoxides, epoxyalcohols, epoxyphenols & their halogenated derivatives	1,208	6,399	17,984	107,674
2911000000	Acetals & hemiacetals, whether or notwith other oxygen function	2,543	10,266	71,071	200,675
2912111000	Formalin	0	92,226	0	75,195
2912119000	Other methanal (formaldehyde)	0	28	0	1,680
2912120000	Ethanal (acetaldehyde)	416	18,787	8,610	79,309
2912190000	Other acyclic aldehydes without otheroxygen function	55,841	550,044	376,541	2,216,065
2912210000	Benzaldehyde	2,197	11,505	10,440	41,172
2912290000	Other cyclic aldehydes without otheroxygen function	178,374	1,105,531	1,239,457	6,215,770
2912300000	Aldehyde-alcohols	20,039	57,729	268,510	698,800
2912410000	Vanillin (4-hydroxy-3-methoxybenzaldehyde)	51,133	151,959	502,789	1,984,683
2912420000	Ethylvanillin (3-ethoxy-4-hydroxybenzaldehyde)	24,833	137,845	554,911	2,572,182
2912490000	Other aldehyde-ethers,aldehyde-phenols& aldehydes with other oxygen function	3,142	36,446	50,193	286,163
2912500000	Cyclic polymers of aldehydes	3,469	27,321	17,955	183,605
2912600000	Paraformaldehyde	389,982	2,248,440	266,043	1,561,191
2913000000	Halogenated,sulphonated,nitrated or nitrosated derivat.of products of h 29.12	2	47,051	170	251,049
2914110000	Acetone	1,648,774	7,223,983	1,675,963	7,263,954
2914120000	Butanone (methyl ethyl ketone)	3,122,098	12,139,872	3,991,882	13,688,136
2914130000	4-methylpentan-2-one (methyl isobutylketone)	71,789	1,664,473	135,714	3,260,024
2914190000	Other acyclic ketones without otheroxygen function	14,117	92,311	149,195	756,565
2914210000	Camphor	13,134	89,366	20,535	380,252
2914220000	Cyclohexanone and methylcyclohexanones	196,042	1,507,758	411,473	2,773,412
2914230000	Ionones and methylionones	17,511	169,914	242,192	2,223,053
2914290000	Other cyclanic, cyclenic or cycloterpepenic ketones without oth. oxygen func.	207,920	1,033,960	1,744,843	8,612,020
2914390000	Other aromatic ketones without otheroxygen function	6,939	33,613	74,507	394,591
2914400000	Ketone-alcohols and ketone-aldehydes	89,598	711,565	384,763	1,955,726
2914500000	Ketone-phenols & ketones without otheroxygen function	17,953	69,700	223,909	989,875
2914610000	Anthraquinone	0	10,240	0	73,884
2914690000	Other quinones	15,427	41,237	148,942	622,732
2914700000	Halogenated, sulphonated, nitrated ornitrosated derivatives	8,013	25,286	67,199	374,387
2915110000	Formic acid	100,349	964,732	80,224	890,972
2915120000	Salts of formic acid	415,372	1,704,387	185,479	977,363
2915130000	Esters of formic acid	16,104	109,120	68,714	406,182
2915210000	Acetic acid	9,317,582	51,055,572	4,367,641	24,675,029
2915240000	Acetic anhydride	16	108,886	653	164,584
2915290000	Other acetic acid and its salts	127,435	843,150	261,280	2,461,669
2915310000	Ethyl acetate	1,543,214	5,446,433	1,519,931	5,496,791
2915320000	Vinyl acetate	2,021,795	22,038,569	1,840,992	19,473,119
2915330000	N-butyl acetate	273,230	1,618,412	409,225	2,196,873
2915360000	Dinoseb (iso) acetate	0	50,037	0	79,002
2915390000	Other esters of acetic acid	1,179,909	5,235,860	2,982,307	12,699,132
2915400000	Mono-, di- or trichloroacetic acids,their salts and esters	586,085	1,664,805	710,334	1,944,536
2915500000	Propionic acids, its salts and esters	194,860	862,948	464,091	2,671,178
2915600000	Butanoic acids, pentanoic acids, theirsalts and esters	317,693	1,545,547	878,272	3,744,444
2915701000	Palmitic acid, its salts and esters	228,211	1,278,223	468,019	2,490,237
2915702000	Stearic acid	219,816	1,601,488	221,303	1,934,965
2915703000	Salts and esters of stearic acid	293,916	2,173,715	616,460	4,058,480
2915901000	Acetyl chloride	51,440	259,145	81,565	431,812
2915902000	Lauric acid, myristic acid, their saltsand esters	112,900	1,093,264	157,554	1,534,982
2915909000	Other saturated acyclic monocarboxylicacids & their anhydrides & halides	293,387	1,894,833	1,146,980	6,192,865
2916110000	Acrylic acid and its salts	539,825	3,804,716	1,179,369	6,626,164
2916120000	Esters of acrylic acid	2,167,740	14,200,375	5,279,377	26,758,968
2916130000	Methacrylic acid and its salts	112,471	460,639	326,800	1,244,432
2916141000	Methyl methacrylate	4,090,861	20,965,398	8,754,631	39,239,154
2916149000	Other esters of methacrylic acid	265,035	965,749	823,148	2,934,152
2916150000	Oleic,linoleic or linolenic acids,theirsalts and esters	63,918	160,684	117,807	439,423
2916190000	Oth unsaturated acyclic monocarboxylicacids, their anhydrides & halides	70,762	503,857	388,278	2,406,852

I.3. IMPOR MENURUT KOMODITI / IMPORT BY HS COMMODITY
 *** JUNI / JUNE 2010 ***

HS	Uraian Komoditi Commodity Description	Berat Bersih / Net Weight (Kg)		Nilai / Value C.I.F (US\$)	
		Bulan ini Current Month	Kumulatif Cum.Jan. to date	Bulan ini Current Month	Kumulatif Cum.Jan. to date
2916200000	Cyclanic, cyclenic or cycloterpenicmonocarboxylic acids, their anhydrides	48,001	446,893	1,945,666	13,189,748
2916310000	Benzoic acid, its salts and esters	640,647	3,670,133	962,979	5,676,242
2916320000	Benzoyl peroxide and benzoyl chloride	76,970	487,054	101,512	650,840
2916340000	Phenylacetic acid and its salt	107	126	2,339	2,909
2916350000	Esters of phenylacetic acid	623	1,840	8,573	37,710
2916360000	Binapacryl (iso)	0	6	0	1,812
2916391000	2,4-dichlorophenyl acetic acid & its salts and esters	117,207	814,947	345,976	2,199,416
2916399000	Other aromatic monocarboxylic acids, their anhydrides, halides & peroxides	53,072	473,524	359,665	2,783,578
2917110000	Oxalic acid, its salts and esters	51,514	636,985	54,238	628,195
2917121000	Diocetyl adipate (doa)	165,942	950,005	467,590	2,272,301
2917129000	Other adipic acid, its salts & esters	50,051	345,418	212,018	999,192
2917130000	Azelaic acid, sebacic acid, their salts and esters	16,097	114,631	128,629	589,681
2917140000	Maleic anhydride	23,118	378,665	42,060	545,819
2917190000	Other acyclic polycarboxylic acids, their anhydrides, halides & peroxides	259,164	968,073	620,604	2,465,921
2917200000	Cyclanic, cyclenic or cycloterpenic polycarboxylic acids, their anhydrides	61,828	252,970	125,756	537,230
2917320000	Diocetyl orthophthalates	823,253	2,611,719	1,357,429	4,030,531
2917330000	Dinonyl or didecyl orthophthalates	355,650	1,423,940	718,689	2,751,042
2917340000	Other esters of orthophthalic acid	332,888	1,745,157	620,713	3,248,680
2917350000	Phthalic anhydride	1,689,382	7,904,092	1,958,963	9,157,999
2917360000	Terephthalic acid and its salts	8,018,201	18,359,745	7,040,453	16,955,554
2917370000	Dimethyl terephthalate	25,000	100,001	29,500	118,553
2917391000	Triocetyltrimellitate (totm)	33,421	278,461	73,392	428,671
2917392000	Other phthalic plasticizers & esters of phthalic anhydride	97	156,426	1,999	248,312
2917399000	Other aromatic polycarboxylic acids, their anhydrides, halides & peroxides	445,601	2,953,571	664,518	4,228,509
2918110000	Lactic acid, its salts and esters	190,278	1,114,569	415,867	2,399,144
2918120000	Tartaric acid	18,056	170,209	70,430	467,203
2918130000	Salts and esters of tartaric acid	72,358	304,644	127,153	692,882
2918140000	Citric acid	2,558,605	16,079,187	2,515,129	15,232,356
2918151000	Calcium citrate	90,743	579,341	60,409	534,921
2918159000	Other salts and esters of citric acid	1,040,037	3,549,813	1,431,643	4,941,627
2918160000	Gluconic acid, its salts and esters	280,613	1,441,567	288,241	1,519,102
2918180000	Chlorobenzilate (iso)	0	33	0	167
2918190000	Other carboxylic acids with alcohol function but without other oxygen function	128,697	1,199,827	239,280	2,529,513
2918210000	Salicylic acid and its salts	46,012	228,889	115,972	703,459
2918220000	O-acetylsalicylic acid, its salts and esters	37,500	245,220	137,625	763,438
2918230000	Other esters of salicylic acid & their salts	206,767	901,137	635,925	2,836,640
2918291000	Alkyl sulphonic ester of phenol	46	1,005	1,241	10,762
2918299000	Other carboxylic acids with phenol function but without other oxygen function	102,111	337,845	605,334	2,233,214
2918300000	Carboxylic acids with aldehyde/ketone function but without other oxygen function	60,984	210,524	847,354	3,515,994
2918910000	2,4,5-t(iso) (2,4,5-trichlorophenoxy)acetic	29,880	242,303	69,280	567,250
2918990000	Other carboxylic acids with additional oxygen function, their anhydrides, halides	117,258	526,990	667,811	4,229,374
2919100000	Tris(2,3-dibromopropyl) phosphate	3,439	29,444	25,636	169,522
2919900000	Other phosphoric esters, their salts, including phosphates, their halogenated	3,266	115,803	23,192	487,080
2920110000	Parathion (iso) & parathion-methyl (iso)	6,030	21,841	25,427	102,849
2920190000	Other thiophosphoric esters, (phosphorothioates) & their salts	11,441	44,034	28,938	82,130
2920901000	Dimethyl sulphate (dms)	24,594	96,778	21,602	154,179
2920909000	Other esters of other inorganic acids of non metals and their salts	32,638	365,534	51,766	708,724
2921110000	Methylamine, di- or trimethylamine and their salts	418,306	1,308,514	442,337	1,804,691
2921190000	Other acyclic monoamines & their derivatives; salts thereof	490,394	4,371,265	1,243,769	8,836,932
2921210000	Ethylenediamine and its salts	234,212	1,428,227	847,857	4,741,679
2921220000	Hexamethylenediamine and its salts	12,199	65,661	73,906	354,112
2921290000	Other acyclic polyamines & their derivatives; salts thereof	352,505	2,046,881	877,075	4,360,830
2921300000	Cyclanic, cyclenic or cycloterpenic mono- or polyamines & their derivatives	463,216	3,680,577	1,008,930	7,871,094
2921410000	Aniline and its salts	306,652	1,236,033	752,755	3,037,347
2921420000	Aniline derivatives and their salts	31,841	327,070	100,289	864,865
2921430000	Toluidines & their derivatives; salts thereof	187	30,936	2,329	110,108
2921440000	Diphenylamine & its derivatives; salts thereof	3,255	10,647	10,396	75,204
2921450000	1-naphthylamine (alpha-naphthylamine), 2-naphthylamine (beta-naphthylamine)	35,399	303,776	115,221	864,951
2921490000	Other aromatic monoamines & their derivatives; salts thereof	16,658	76,079	32,009	219,627
2921510000	O-, m-, p-phenylenediamine, diaminotoluenes & their derivatives; salts thereof	343,640	1,644,082	1,204,416	5,909,305
2921590000	Other aromatic polyamines & their derivatives; salts thereof	211,936	1,250,797	1,197,470	7,064,472
2922110000	Monoethanolamine and its salts	178,787	809,416	283,756	1,206,508
2922120000	Diethanolamine and its salts	38,916	1,219,278	72,701	1,794,958
2922130000	Triethanolamine and its salts	47,869	472,015	82,369	820,513
2922191000	Ethambutol & its salts, esters & other derivatives suitable for production of anti-tubercular	33,088	135,659	132,407	1,790,211
2922192000	D-2-amino-normal-butyl-alcohol	425	62,152	1,642	203,778
2922199000	Other amino-alcohols, phenylpropanolamine HCl, tramadol, ketamine HCl	42,990	249,159	589,446	5,093,261
2922210000	Amino hydroxynaphthalene sulphonic acids and their salts	130,226	603,683	544,288	2,255,411
2922290000	Other amino-naphthols & other aminophenols	46,056	203,535	287,269	1,206,125
2922310000	Amfepramone (inn), methadone (inn) & normethadone (inn); salts thereof	1	71	300	30,050
2922390000	Other amino-aldehydes, amino-ketones & amino-quinones	753	5,837	23,110	160,145
2922410000	Lysine and its esters; salts thereof	593,411	2,705,678	1,053,200	4,597,112
2922421000	Glutamic acid	4,286	35,227	26,237	266,619
2922422000	Monosodium glutamate	1,246,776	7,039,155	1,593,426	8,954,890
2922429000	Salts of glutamic acid	10,813	22,083	43,834	153,176
2922430000	Anthranilic acid and its salts	0	82	0	1,055
2922491000	Mephramic acid and its salts	47,338	248,075	293,294	2,134,979
2922499000	Other amino acids, o.t.t. containing more than one kind of oxygen function	251,300	1,337,558	1,795,796	9,372,408

I.3. IMPOR MENURUT KOMODITI / IMPORT BY HS COMMODITY
 *** JUNI / JUNE 2010 ***

HS	Uraian Komoditi Commodity Description	Berat Bersih / Net Weight (Kg)		Nilai / Value C.I.F (US\$)	
		Bulan ini Current Month	Kumulatif Cum.Jan. to date	Bulan ini Current Month	Kumulatif Cum.Jan. to date
2922501000	P-aminosalicylic acid & its salts,esterand other derivatives	69,919	485,955	206,469	1,947,676
2922509000	Oth amino-alcohol-phenols,amino-acidphenols oth amino-comp with oxyg funct.	80,524	224,794	870,457	4,202,408
2923100000	Choline and its salts	585,128	3,503,095	749,642	4,096,818
2923201000	Lecithins, whether or not chemicallydefined	736,286	3,905,555	854,840	4,064,944
2923209000	Other phosphoaminolipids	96,005	1,349,888	241,034	2,221,570
2923900000	Oth quarternary ammonium salts andand hydroxides	496,551	2,998,592	870,227	4,434,319
2924120090	Other fluoroacetamide (iso), monocrothopos (iso), phosphamidon (iso)	5,000	19,811	20,180	116,878
2924190000	Oth acyclic amides (including acycliccarbamates), & their thrf, salts thrf	551,475	1,533,897	1,286,996	4,674,958
2924211000	4-ethoxyphenylurea (dulcin)	0	500	0	4,280
2924212000	Diuron and monouron	12,000	23,141	51,000	84,975
2924219000	Other ureines & their derivatives;saltsthereof	2,402	148,001	10,875	753,015
2924291000	Aspartame	119,260	518,824	2,104,910	8,993,114
2924292000	Butylphenylmethyl carbamate, methylisopropyl phenyl carbamate	80,000	415,210	228,480	1,298,956
2924299010	Asetaminophen (paracetamol), salcylamide, ethoxybenzamide	528,851	3,408,780	2,088,067	13,658,730
2924299090	Oth carboxamide-function compounds	227,474	1,133,711	2,706,525	13,820,848
2925110000	Saccharin and its salts	4,500	189,657	36,200	916,040
2925190000	Other imides & their derivatives, saltsthereof	4,699	97,615	120,734	634,245
2925210000	Chlordimeform (iso)	0	16	0	549
2925290000	Other imines and their derivatives;and salts thereof	26,887	173,664	257,368	1,151,663
2926100000	Acrylonitrile	524,905	4,125,110	1,317,640	8,929,197
2926200000	1-cyanoguanidine (dicyandiamide)	18,964	125,738	35,461	215,662
2926900000	Other nitrile-function compounds.	118,738	683,685	4,509,211	23,239,383
2927001000	Azodicarbonamide	435,800	2,032,915	990,440	4,503,943
2927009000	Oth diazo-, azo- or azoxy-compounds.	76,395	650,060	196,476	1,776,590
2928001000	Linuron	0	1,843	0	12,625
2928009000	Other organic derivatives of hidrazineor of hydroxylamine	10,651	144,832	143,035	1,632,012
2929100000	Isocyanates	3,275,309	23,066,945	7,363,637	48,081,997
2929901000	Sodium cyclamate	117,000	181,000	245,700	361,210
2929909000	Other compounds with other nitrogenfunction	12,161	45,853	65,658	732,359
2930200000	Thiocarbamates and dithiocarbamates	218,988	1,536,593	1,434,404	8,695,926
2930300000	Thiuram mono, di or tetrasulphides	18,464	85,038	55,283	282,680
2930400000	Methionine	1,785,930	9,893,287	7,132,898	42,062,055
2930500000	Captafol (iso) & methamidophos (iso)	60,000	360,432	151,200	873,378
2930900000	Other organo-sulphur compounds	811,949	4,459,509	3,180,064	18,256,109
2931001000	Tetraethyl lead	1,001	149,510	12,035	567,915
2931002000	N-(phosphonomethyl)glycine and saltsthereof	792,354	9,007,032	2,393,166	34,980,962
2931003000	Ethephone	47,460	200,238	204,353	666,512
2931004000	Organo-arsenic compounds	0	7,000	0	84,000
2931009000	Other organo-inorganic compounds	214,322	1,899,214	586,407	5,684,868
2932110000	Tetrahydrofuran	43,742	133,470	146,108	409,011
2932120000	2-furaldehyde (furfuraldehyde)	40,640	67,019	77,313	166,197
2932130000	Furfuryl alcohol and tetrahydrofurfurylalcohol	61,174	422,782	115,306	718,328
2932190000	Oth compounds containing an unfusedfuran ring in the structure	8,470	63,562	622,454	3,442,642
2932210000	Coumarin, methylcoumarins ðylcoumarins	36,367	118,729	305,577	1,145,945
2932290000	Other lactones	94,555	425,782	748,066	3,594,088
2932930000	Piperonal	5,000	36,680	118,590	946,245
2932950000	Tetrahydrocannabinols (all isomers)	0	30	0	1,200
2932991000	Carbofuran	229,768	876,234	3,468,618	11,013,539
2932999000	Other heterocyclic compound withoxygen hetero-atom(s) only.	191,185	2,134,960	1,775,724	12,440,072
2933111000	Dipyrone (antalgin)	41,878	264,100	452,648	2,012,985
2933119000	Other phenazone (antipyrin) and itsderivatives	40,500	157,164	552,460	2,070,201
2933190000	Oth compounds containing an unfusedpyrazole ring in the structure	7,563	163,087	231,106	4,464,096
2933210000	Hydantoin and its derivatives	34,949	191,257	78,892	643,631
2933291000	Cimetidine	280	12,654	18,672	375,926
2933299000	Oth compounds containing an unfusedimidazole ring in the structure	24,950	275,489	463,435	3,285,329
2933310000	Pyridine and its salts	107,771	582,458	481,797	2,636,778
2933320000	Piperidine and its salts	30	99	5,375	16,330
2933330000	Alfentanil (inn), anileridine (inn),bezitramide (inn), bromazepam (inn)	0	128	0	125,023
2933391000	Chlorpheniramine and isoniazid	1,621	63,016	61,900	915,257
2933392000	Isonicotinic acid hydrazide,& its saltsesters,derived of pharmaceutical grade	228	272	7,594	10,555
2933393000	Paraquat salts	2,252,640	8,677,788	8,012,363	27,409,702
2933399000	Oth compounds containing an unfusedpyridine ring in the structure	235,408	1,477,422	2,129,230	16,416,124
2933490000	Oth compounds containing in the struc.a quinoline or isoquinoline ring-system	44,478	228,085	642,179	2,710,147
2933520000	Malonylurea (barbituric acid) and itsalts	2	12	155	1,611
2933530000	Allobarbital(inn),amobarbital(inn), barbital(inn),butalbital(inn),butobarbital	6	56	1,978	5,440
2933540000	Other derivatives of malonylurea(barbituric acid), salts thereof	5	23	799	2,383
2933591000	Diazinon	16,000	32,000	90,720	186,720
2933599000	Oth compounds contain a pyrimidinering or piperazine ring in the structur	90,563	404,940	1,463,704	9,837,819
2933610000	Melamine	1,023,088	5,803,755	1,380,287	7,961,536
2933690000	Oth compounds containing an unfusedtriazine ring in the structure	658,773	2,995,063	1,127,900	5,973,454
2933710000	6-hexanelactam (epsilon-caprolactam)	4,673,162	27,520,066	12,283,645	64,922,886
2933720000	Clobazam (inn) and methylpyrlyon (inn)	10	80	111,946	445,339
2933790000	Other lactams	13,646	143,807	159,479	1,028,797
2933910000	Alprazolam(inn), camazepam(inn),chlordiazepoxide(inn), clonazepam	586	10,147	155,059	575,523
2933991000	Mebendazole and parbendazole	9,394	26,954	79,921	430,895
2933999000	Other heterocyclic compounds with nitrogen hetero-atom(s) only.	188,980	1,204,475	1,362,988	10,086,269
2934100000	Compounds containing an unfusedthiazole ring in the	59,183	188,605	306,733	1,315,241
2934200000	Comp containing in the structure a benzothiazole rind-system, not futher fused	173,196	1,153,987	515,791	3,471,696

I.3. IMPOR MENURUT KOMODITI / IMPORT BY HS COMMODITY
 *** JUNI / JUNE 2010 ***

H S	Uraian Komoditi Commodity Description	Berat Bersih / Net Weight (Kg)		Nilai / Value C.I.F (US\$)	
		Bulan ini Current Month	Kumulatif Cum.Jan. to date	Bulan ini Current Month	Kumulatif Cum.Jan. to date
2934300000	Comp containing in the structure a phenothiazine ring-system,not further fused	6,020	80,955	33,789	592,941
2934910000	Aminorex(inn), brotizolam(inn), clotiazepam(inn),cloxazolam(inn),oxazolam	42	6,671	3,500	134,409
2934991000	Nucleic acid and its salts	10,088	59,805	118,712	619,897
2934992000	Sultones, sultams, diltiazem	12,263	31,364	319,012	1,983,442
2934993000	6-amino penicillanic acid	10,704	137,143	63,533	914,358
2934999000	Other nucleic acids and their salts,whether or not chemically defined	107,226	636,324	5,176,122	22,787,873
2935000000	Sulphonamides.	206,391	755,876	1,880,422	11,319,541
2936210000	Vitamins a & their derivatives	26,798	138,273	763,478	3,520,892
2936220000	Vitamins b1 & its derivatives	27,180	173,493	524,041	3,412,890
2936230000	Vitamin b2 & its derivatives	11,841	67,587	338,131	2,266,264
2936240000	D-or dl-pantothenic acid (vit b3or vit b5 & its derivatives	45,928	259,771	538,680	2,961,072
2936250000	Vitamin b6 & its derivatives	26,410	215,582	348,844	3,078,916
2936260000	Vitamin b12 & its derivatives	11,163	28,879	286,381	1,753,250
2936270000	Vitamin c & its derivatives	163,247	1,554,274	1,677,143	18,134,168
2936280000	Vitamin e & its derivatives	60,002	356,815	1,275,121	8,203,360
2936290000	Oth vitamins & their derivatives	108,776	600,494	1,571,459	8,211,339
2936900000	Oth vitamin, incl natural concentrates	189,479	1,229,053	1,286,366	8,719,651
2937120000	Insulin & its salts	0	317	0	88,496
2937190000	Oth poluptide hormones, proteinhormones	2	379	697	167,079
2937210000	Cortisone,hydrocortisone, prednisone &prednisolone (dehydrohydro cortison)	701	6,010	1,330,787	3,193,959
2937220000	Halogenated derivatives ofcorticosteroidal hormones	162	1,624	487,702	3,321,212
2937230000	Oestrogens & progestogens	455	6,246	285,579	6,529,520
2937290000	Oth steroidal hormones	1,075	5,334	407,999	2,121,655
2937310000	Epinephrine	1	2	21	23,707
2937390000	Oth catecholamine hormones	0	6	0	400
2937400000	Amino-acid derivatives	8,499	12,779	111,597	588,088
2937500000	Prostaglandins,thromboxanes &leukotrienes & their derivatives	0	4	0	9,686
2937900000	Oth hormones	0	8	0	22,238
2938100000	Rutoside (rutin) & its derivatives	8	1,672	172	38,982
2938900000	Oth glycoside, natural or reproduc andtheir salts, ethers, esters & oth drv	2,299	11,046	75,691	375,291
2939110000	Concent of poppy straw, buprenorphinecodein,ethylmorphin,etorphine,heroin	576	1,152	218,668	502,030
2939190000	Oth alkaloids of opium	110	3,580	24,998	546,375
2939200000	Alkaloids of chinchona andtheir derivatives, salts thereof	2,026	7,205	191,662	679,852
2939300000	Caffeine & its salts	69,995	482,588	589,654	4,164,921
2939410000	Ephedrine & its salts	175	4,058	10,800	216,638
2939420000	Pseudoephedrine (inn) & its salts	6,426	26,520	349,524	1,385,418
2939490010	Phenylpropanolamine hcl (ppa)	3,008	17,283	105,747	672,993
2939490090	Other ephedrines and their salts	0	4	0	100
2939510000	Fenetyline(inn) & its salts	1	248	70	13,720
2939590000	Oth theophylline & aminoophylline	8,602	61,228	86,437	951,984
2939610000	Ergometrine (inn) & its salts	0	6	0	31,933
2939620000	Ergotamine (inn) & its salts	0	1	0	17,939
2939690000	Oth alkaloids of rye ergot	22	64	80,681	254,516
2939919000	Oth cocaine, levometamfetamine	0	285	0	93,000
2939991000	Nicotine sulphate	5	16	1,087	2,444
2939999000	Oth vegetable alkaloids, natural orreproduc by synthesis & their salts	133	10,083	217,718	1,341,513
2940000000	Sugars, chemically pure, oth thansucrose, lactose, maltose	89,868	526,352	537,672	2,995,389
2941101100	Amoxicillins & its salts non-sterile	31,990	166,792	1,116,495	5,356,119
2941101900	Oth amoxicillins	8,026	65,041	277,329	2,221,375
2941102000	Ampicillin & its salts	12,949	106,253	1,410,360	5,282,681
2941109000	Other penicillins, their derivatvs withpenicillanic acid structure; salts thrf	26,801	138,810	956,455	5,973,659
2941200000	Streptomycins & their derivated, saltthereof	5,823	9,041	23,655	123,954
2941300000	Tetracyclines & their derivated, saltthereof	18,787	136,497	267,305	2,039,299
2941400000	Chloramphenicol & its derivated, saltthereof	6,062	52,731	167,666	1,440,127
2941500000	Erythromycin & its derivated, saltthereof	3,379	20,231	418,127	2,396,426
2941900000	Oth antibiotics(rifampicin, cephalosporin, their deriv,salts thrf, quinolon)	159,420	814,581	5,279,808	28,333,512
2942000000	Oth organic compounds.	89,051	913,134	782,257	5,472,074
3001200000	Extracts of glands or oth organsor of their secretions	6,356	49,018	146,175	368,032
3001900000	Oth human or animal substanc. prepar.for therapeutic/prophylactic uses, nes	2	163	76	90,836
3002101000	Plasma protein solution	402	1,588	49,603	363,599
3002102000	Antisera & modified immunologicalprods with or not obtain	379	2,242	35,282	786,324
3002109000	Oth antisera & blood fractions & modifimmunological prods	6,625	51,322	3,145,123	15,050,535
3002202000	Pertusis, measles, meningitis a/c& poliovaccine	1,103	1,103	416,414	416,414
3002209010	Hepatitis vaccine	54,884	61,081	316,051	1,629,025
3002209090	Oth vaccine for human medicine	22,000	56,304	2,235,481	13,043,183
3002300000	Vaccines for veterinary medicine	56,892	339,422	1,598,842	12,712,334
3002900000	Oth human blood; animal blood prepfor therapeutic	15,462	86,039	904,547	5,185,986
3003101000	Medicaments cont amoxicillin (inn) notput up in measur doses-for retail sale	4,165	8,203	17,000	77,868
3003102000	Medicaments cont ampicillin (inn) notput up in measur doses-for retail sale	0	200	0	17,600
3003109000	Oth medicam cont penicillins or drv notput up in measur. doses - for ret sale	0	56	0	543
3003200000	Medicaments cont oth antibiotics	35	6,687	81,260	1,568,756
3003310000	Medicaments cont insulin not put up inmeasur. doses - for ret sale	0	3,658	0	338,178
3003390000	Oth medicaments cont hormones oroth prod. - for retai sale	13,531	42,330	59,605	465,333
3003400090	Oth medicaments cont alkaloids orderivated thrf but not cont hormones	206	5,173	173,049	1,860,001
3003900000	Oth medicaments cont >=2 constituent	8,534	162,787	445,955	4,298,197
3004101600	Containing ampicillin,amoxycillin orsalts thereof, of a kind taken orally	15,000	15,801	14,745	42,103
3004101900	Oth medicam cont penicillins or drv putup in measured doses-for retail sale	11,356	87,058	59,530	521,791
3004102100	Medicam cont streptomycs-ointmentput up in measur doses-for retail sale	0	490	0	49,609

I.3. IMPOR MENURUT KOMODITI / IMPORT BY HS COMMODITY
 *** JUNI / JUNE 2010 ***

HS	Uraian Komoditi Commodity Description	Berat Bersih / Net Weight (Kg)		Nilai / Value C.I.F (US\$)	
		Bulan ini Current Month	Kumulatif Cum.Jan. to date	Bulan ini Current Month	Kumulatif Cum.Jan. to date
3004102900	Medicam cont oth streptomycins ortherderivat other than ointment	195	4,598	93,265	627,066
3004203100	Medicam cont erythromycin or drvthereof for taking orally	0	595	0	193,284
3004203900	Medicaments cont erythromycin or drvother for taking oralling or ointment	157	842	41,719	299,890
3004207100	Medicam cont tetracyclins or drvthereof for taking orally	0	144	0	10,300
3004207900	Medicam cont chloramphenicols or drvother for taking oralling or ointment	1,826	51,975	123,253	1,206,406
3004209100	Medicam cont linc, sulf,iso,pyr or drvthereof for taking orally	0	9,955	0	629,671
3004209900	Medicam cont gentamycins or drvthereof for injection	17,151	189,040	1,213,380	4,638,067
3004310000	Medicam cont insulin-but not contantibiotics	2,862	17,240	1,236,961	6,942,909
3004329000	Medic cont oth corticosteroid hormone	2,359	6,883	211,756	779,183
3004390000	Oth medicam cont hormon, adrenalin, othprod of hd 29.37, not cont insuline	2,905	246,428	455,737	4,283,978
3004401000	Medicam cont morphine/its derivativesfor injection	175	1,541	5,445	142,693
3004404000	Medicam cont quinine or its salts &antimalaria substances	0	570	0	33,200
3004409010	Medicaments cont morphine or its drv,for taking orally	0	206	0	59,719
3004409090	Medicaments cont morphine or its drv,not for taking orally	25,104	93,027	308,348	1,001,510
3004501000	Oth medicam cont syrups & drops ofvitamins of a kind suitable for children	0	45,468	0	395,032
3004508900	Medicam cont oth b complex vitamin	9,204	22,986	136,020	558,728
3004509000	Oth medicaments cont vitamins oroth prods of heading 29.36	56,970	268,608	1,162,574	4,130,955
3004901000	Specialised medicines for cancer,aids or oth intractable diseases	2,795	22,024	1,832,527	10,829,768
3004902000	Oth medicam put up in measuredosesclosed sterile water for	26	4,368	4,978	588,806
3004903000	Antiseptics	4,707	52,341	17,474	203,049
3004904100	Anaesthetics cont procainehydrochloride	0	3	0	64
3004904900	Oth anaesthetics cont ketaminlidocain	4,703	12,800	603,771	1,298,272
3004905100	Analgesics,antipyretics & oth medicamcont acetyl salicylic acid	0	829	0	43,035
3004905900	Oth analgesics, antipyretics & medcont chlorp maleat,diclof, tramadol	247	27,991	164,500	1,081,400
3004906000	Antimalarials cont artemisinin,primaqartesunate or chloroquine (inn)	0	103	0	6,024
3004908000	Transdermal therapeutic systems (tts)patches for cancer or heart diseases	0	1,505	0	129,579
3004909100	Oth medicam put up in measur doses-cont sulphiride(inn),cimetidine,rantidin	307,680	1,444,759	446,523	1,967,005
3004909200	Oth medicam put up in measur doses-cont piroxicam(inn) or ibuprofen(inn)	48,168	98,840	140,541	261,873
3004909910	Oth medicam put up in measur doses-doses cont phenobarbital,	482	2,290	183,771	353,739
3004909990	Oth infusion fluids; nutritional orelectrolytic solutions	988,345	3,827,994	17,379,230	100,786,625
3005101000	Adhesive dressing & oth articles coverimpregnant w/ pharmaceutical substc	10,616	36,158	163,687	616,568
3005109000	Oth adhesive dressings & otharticles having an adhesive layer	17,848	97,933	251,073	1,372,358
3005901000	Bandages	22,086	104,332	99,763	844,331
3005902000	Gauze	832	16,786	8,519	100,085
3005909000	Oth wadding, impregnat/coated withpharmaceutic subst or put up in forms	1,064	74,511	133,229	1,508,346
3006101000	Sterile absorbable surgical or dental yarn; sterile surgical or dental	71	9,304	4,962	458,132
3006109000	Sterile surgical catgut,similar sterilesuture matt & sterile tissue	3,785	36,565	558,037	3,038,664
3006200000	Blood-grouping reagents	1,396	5,844	233,455	709,986
3006302000	Reagents of microbial origin forveterinary	0	8	0	986
3006303000	Oth microbial diagnostic reagents	2,211	2,430	2,214	19,169
3006309000	Oth opacyfng prep for x-ray exam,diagnostic reagents design to be	109,889	1,510,872	518,835	3,340,622
3006401000	Dental cements & oth dental fillings	549	24,753	64,844	425,542
3006402000	Bone reconstruc cements	66	246	3,329	16,495
3006500000	First-aid boxes & kits	199	12,160	8,842	71,157
3006600000	Chemical contraceptive prepbased on hormones	45,435	112,531	774,313	3,072,155
3006700000	Gel prep designed to be used in humanor vet medic for parts of the body	7,561	23,664	282,902	592,224
3006910000	Appliances identifiable for ostomy use	2,809	8,809	22,022	201,378
3006920000	Waste pharmaceuticals	10	10	777	777
3101001100	Supplement fertilizers in liquid form,not chemical treat-of solely vegetable	23,050	110,328	27,836	131,944
3101001900	Oth thn supplemnt fertilizr in liquidform,not chemical treat solely vegetable	80,800	1,651,175	82,596	1,051,541
3101009100	Oth animal or vegetable fertilisers,supplement fertilizers in liquid form	0	9,144	0	32,400
3101009900	Oth animal or vegetable fertilisers,oththn supplemnt fertilizr in liquid form	21,000	21,000	5,116	5,116
3102100000	Urea, with or not in aqueous solution	1,650	13,150,218	10,797	4,657,538
3102210000	Ammonium sulphate	79,674,850	145,848,307	12,331,298	23,609,422
3102290000	Oth double salts & mix of ammoniumsulphate & ammonium nitrate	100,000	601,503	18,100	123,264
3102300000	Ammonium nitrate, with or not inaqueous solutions	43,010,000	191,365,145	24,881,764	102,153,294
3102400000	Mixt of ammonium nitrate with calciumcarbonate or oth inorganic non-fertilis	507,300	1,556,260	159,030	465,442
3102500000	Sodium nitrate	834,104	2,996,751	471,366	1,597,015
3102600000	Double salts & mixtures of calciumnitrate & ammonium nitrate	298,003	5,009,383	95,718	1,513,516
3102900000	Oth mineral or chem fertilisers,nitrogenous inc mixt	0	16,166	0	89,776
3103101000	Superphosphates, feed grade	5,600,000	7,600,000	2,217,600	2,617,600
3103109000	Other suoerphosphates	41,976,200	149,321,050	13,056,383	40,185,980
3103909000	Oth mineral or chemical fertilisers,phospatic	48,950,842	319,763,584	4,532,668	32,233,340
3104200000	Potassium chloride	139,368,490	941,467,404	56,422,070	393,589,132
3104300000	Potassium sulphate	360,103	3,358,555	197,133	1,767,999
3104900000	Oth potassium salts	104,000	23,519,457	67,080	9,691,345
3105100000	Mineral or chemic fertilisers,tablet orsimilar forms-pack of a weight < 10kg	3	2,834,833	305	1,452,964
3105200000	Mineral or chemical fertiliser cont theelements nitro,phosphor & potassium	15,566,350	102,089,475	9,016,523	54,581,305
3105300000	Diammonium hydrogenorthophosphate(diammonium phosphate)	2,998,500	53,096,582	1,614,668	21,403,121
3105400000	Ammonium dihydrogenorthophosphate(monoammonium phosphate)	5,213,500	14,431,491	2,598,173	7,236,868
3105510000	Oth mineral or chemical fertiliserscont nitrates & phosphates	2,006,861	12,965,920	622,739	3,722,807
3105590000	Oth mineral or chemical fertiliserscont nitrogen & phosphorus	455,873	17,523,635	588,313	7,554,422
3105600000	Mineral or chemical fertilisers contelements phosphorus & potassium	22,000	206,443	14,300	241,797
3105900000	Oth mineral or chemical fertilisers, intablets or in pack < 10kg	273,491	1,638,303	196,510	1,095,635
3201100000	Quebracho extract	19,200	142,853	29,376	312,502
3201200000	Wattle extract	49,565	321,839	68,650	391,328
3201901000	Gambier	0	8,492	0	24,864
3201909000	Oth tanning extract of vegetable origintannis & their salts, esters & oth drv	3,123	310,630	10,096	228,353

I.3. IMPOR MENURUT KOMODITI / IMPORT BY HS COMMODITY
 *** JUNI / JUNE 2010 ***

HS	Uraian Komoditi Commodity Description	Berat Bersih / Net Weight (Kg)		Nilai / Value C.I.F (US\$)	
		Bulan ini Current Month	Kumulatif Cum.Jan. to date	Bulan ini Current Month	Kumulatif Cum.Jan. to date
3202100000	Synthetic organic tanning substances	249,129	2,290,527	344,523	2,505,626
3202900000	Oth inorgan tanning subst;tanning prepwith or not cont natural tanning subs	146,346	1,299,558	150,743	1,524,023
3203001000	Coloring matter of vegetable or animalsuitable for use in food or drink	10,332	80,542	150,422	1,097,642
3203009000	Oth coloring matter of vegetable oranimal not suitable for use in food	16,945	161,524	131,005	930,111
3204111000	Disperse dyes crude & prep based& preparat based thereon, crude	315,205	2,052,986	1,237,647	8,721,545
3204119000	Other disperse dyes and preparationbased thereon	985,950	4,905,654	3,918,503	19,181,037
3204121000	Aciddyes whether or not premetallised	107,604	303,874	582,745	1,658,314
3204129000	Oth acid dyes whether or not premetallised & preparation based thereon	45,685	207,877	256,525	1,236,549
3204130000	Basic dyes & preparat based thereon	77,582	462,253	252,776	1,863,874
3204140000	Direct dyes & preparat based thereon	548,622	3,021,610	2,141,408	9,580,812
3204150000	Vat dyes (incl those usable in thatstate pigments) & prep based thereon	238,008	1,181,499	1,175,386	5,854,375
3204160000	Reactive dyes & preparations basedthereof	863,672	4,912,271	3,905,428	22,194,772
3204170010	Synthet organ pigment in powder form	836,967	4,826,280	6,962,776	36,196,083
3204170090	Other pigments & preparat basedthereon	613,830	3,210,478	3,040,191	17,370,922
3204190000	Oth synthetic organic coloring matter,incl mix of coloring	511,761	2,946,716	1,528,569	8,597,127
3204200000	Synthetic organic prods of a kindused as fluorescent brightening agent	355,886	1,867,437	2,335,650	9,555,511
3204900000	Oth synthetic organic coloring,matter, w/ or not chemically defined	265,980	1,246,447	929,017	3,746,055
3205000000	Color lakes; preparat as specified inbased on color lakes	115,058	846,851	324,226	2,102,794
3206111000	Pigment base on titanium dioxide,cont weight >= 80 %, on dry matter	5,395,494	27,434,163	12,938,758	63,726,427
3206119000	Preparate base on titanium dioxide,cont weight >= 80 %, on dry matter	430,769	2,069,385	1,224,031	6,072,399
3206191000	Pigment base on titanium dioxide,cont weight < 80 %, on dry matter	114,645	699,356	522,560	2,802,050
3206199000	Preparate base on titanium dioxide,cont weight < 80 %, on dry matter	106,153	634,451	797,612	3,867,107
3206201000	Chrome yellow,chrome green,molybdatorange/red base on chromium comp	48,219	423,880	169,519	1,735,872
3206209000	Oth pigments & prep based onchromium compounds	44,388	279,620	376,210	1,297,278
3206411000	Preparations of inorganic pigmentsultramrine pre based thereon	2,326	40,532	18,151	190,495
3206419000	Oth ultramarine & preparationsbased thereon	126,481	777,564	204,759	1,075,225
3206421000	Prep of inorganic pigments- lithophonebased on sulphide	1,051	49,581	34,858	72,538
3206429000	Oth lithophone & oth pigments & prepbased on sulphide	253,220	682,360	159,467	490,302
3206491000	Prep of inorganic pigment based on othhexacyanoferrat (ferro&ferrycyanides)	96,425	652,341	303,838	2,328,449
3206499000	Oth pigment & prep based on hexacyanoferrates(ferrocyanides & ferricyanides)	256,078	1,425,008	1,422,672	7,920,420
3206501000	Prep of inorganic pigment of akind used luminophores	24,676	254,205	283,564	1,568,898
3206509000	Oth inorganic prods of a kindused as luminophores	212,813	1,279,955	525,954	2,878,191
3207100000	Prepared pigments, prep opacificersprep colors & similar prep	680,184	4,042,977	2,416,041	13,838,049
3207201000	Enamel frits	443,435	2,891,751	424,094	2,993,923
3207209000	Oth vitrifiable enamels & glazes,engobe (slips) similar prep	1,129,890	4,562,251	854,977	4,305,821
3207300000	Liquid lustres & similar preparations	65,316	221,014	354,266	1,396,481
3207400000	Glass frit & oth glass, in the formof powder granules or flakes	7,697,102	40,045,241	4,246,262	21,708,382
3208101100	Varnishes>100-c hr,based on polyesterfor dental use, dispersed in a non aqueo	72	7,444	299	27,974
3208101900	Oth varnishes based on polyesters<100-c hr,disper in a nonaqueous	49,139	412,584	201,295	1,989,954
3208109000	Other paints & varnishe (incl enamels &lacquers polyester dispers, non aqueous	454,765	2,047,218	1,849,278	8,265,205
3208204000	Anti-fouling/anti-corrosive paints forships hull base on acrylic/vinyl polymer	177,885	1,383,613	622,667	4,617,628
3208207000	Varnishes (including lacquers), of akind used in dentistry	7,381	88,962	21,858	270,345
3208209000	Other paints & varnishe (incl enamels&lacquers) based on acrylic/vinyl polymer	569,041	2,390,014	2,273,292	11,159,883
3208901100	Varnishes (incl.lacquers),exceed >=100Cheat-resistant used in dentistry	11,976	149,379	6,891	713,630
3208901900	Varnishes (incl.lacquers),exceed >=100Cheat-resistant used in oth than dentist	327,286	1,495,851	1,559,210	8,476,018
3208902100	Varnishes (incl.lacquers),exceed <100Cheat-resistant used in dentistry	72	72	302	302
3208902900	Varnishes (incl.lacquers),exceed <100Cheat-resistant used in oth than dentist	185,573	1,351,323	1,115,780	6,838,972
3208909000	Oth paints & varnishesdispersin a nonaqueous	530,498	2,641,701	2,664,439	14,271,420
3209101000	Varnishes(inc lacquer)>100C hr-acrylicvinyl polymer, dispers in a aqueous	134,229	864,998	285,090	1,978,573
3209104000	Leather paints-based on acrylic orvinyl polymers dispers in a aqueous	3,217	46,165	14,344	104,643
3209105000	Anti-fouling/corrosive paints for shipshulls-acrylic/vynil polymers	6,555	92,637	2,340	106,922
3209109000	Oth paints & varnishes dispersa aqueous medium	402,016	1,810,538	855,799	3,801,160
3209900000	Oth paints based on others varnishesdispers in a aqueous medium	539,890	3,457,420	1,970,703	9,756,211
3210001100	Varnishes (incl lacquers) > =100C hrof a kind used for finishing leather	3,298	13,634	19,929	56,304
3210001900	Varnishes (incl lacquers) < 100C hrof a kind used for finishing leather	39,607	88,114	164,166	445,537
3210003000	Prepared water pigments of a kindused for finishing leather	26,989	232,867	84,065	578,405
3210005000	Polyurethane tar coatingof a kind used for finishing leather	47,777	119,986	180,117	533,740
3210009000	Other paints & varnishesof a kind used for finishing leather	280,728	1,033,582	3,428,007	6,169,765
3211000000	Prepared driers	65,530	326,448	182,230	1,154,965
3212100000	Stamping foils	59,576	334,372	339,952	1,963,284
3212901100	Aluminium paste	206,673	949,650	1,344,934	5,953,740
3212901200	Oth pigments (incl metallic powder &flakes),for leather-dispers,non aqueous	18,663	137,867	53,722	312,817
3212901900	Oth pigments (incl metallic powder &flakes), dispers in non-aqueous media	54,063	255,195	231,603	1,345,639
3212902100	Dyes or oth coloring matter in formsfor ret sale-suitable for food or drink	0	407	0	12,002
3212902900	Oth dyes or oth coloring matter informs or pack for retail sale	50,348	241,656	1,537,701	3,269,028
3213100000	Colors in set, in tablet, tubes, jars,bottles, pans or in similar forms/pack	34,714	292,962	154,184	1,285,633
3213900000	Oth artist, students or signboard, intablet,tubes,jars,bottles, pans or other	64,391	184,552	271,166	1,051,509
3214100000	Glaziers putty, grafting putty, cementscaulking compound	399,119	2,378,516	1,338,654	8,556,894
3214900000	Oth painters fillings; non-refractorysurfacing preparat for facades	1,358,800	4,725,458	948,979	6,146,389
3215111000	Printing uv curable inks-black	20,509	68,289	189,245	880,797
3215119000	Printing other than uv curable inks-black	130,867	820,721	628,900	4,490,261
3215190000	Printing inks, other than black	557,615	2,979,261	4,185,155	26,766,206
3215901000	Carbon mass for one time carbon paper	19,726	162,653	54,728	305,151
3215906000	Drawing ink and writing ink	23,243	151,327	208,700	1,291,519
3215909000	Oth printing ink, writing/drawing inkwith or not concentrated or solid	101,991	559,061	810,535	3,523,855
3301120000	Pharmaceutical grade - of orange andoth essential oils of orange	29,643	258,857	130,646	1,261,298
3301130000	Pharmaceutical grade - of lemone andoth essential oils of lemone	18,392	47,639	616,285	1,557,016
3301190000	Other essential oils of citrus fruit	370,408	1,377,010	537,172	2,342,958

I.3. IMPOR MENURUT KOMODITI / IMPORT BY HS COMMODITY
 *** JUNI / JUNE 2010 ***

HS	Uraian Komoditi Commodity Description	Berat Bersih / Net Weight (Kg)		Nilai / Value C.I.F (US\$)	
		Bulan ini Current Month	Kumulatif Cum.Jan. to date	Bulan ini Current Month	Kumulatif Cum.Jan. to date
3301240000	Essential oils - of peppermint(mentha piperita)	16,779	92,431	225,097	851,917
3301250000	Pharmaceutical grade - of oth mintsoth essential oils of oth mints	60,708	175,938	242,343	697,951
3301291100	Pharmaceutical grade of lemon grass of citronela, cinnamon, ginger, cardamon	180	27,565	5,694	219,025
3301291200	Pharmaceutical grade of sandalwood	1,229	1,537	720	980
3301291900	Oth pharmaceutical grade-essential oilsoth than those of citronella	268,661	879,405	1,725,538	5,736,522
3301299100	Oth pharmaceutical grade of lemongrass of citronella, cinnamon, ginger	59	2,091	2,653	88,750
3301299900	Oth essential oils-oth thanpharmaceutical grade	127,221	429,423	1,305,214	5,205,787
3301300000	Resinoids	3,547	59,380	91,799	648,373
3301901000	Aqueous distillates & solutions of essential oils suitable for medic use	122	27,185	3,395	44,508
3301909000	Oth essential oils (terpeneless or not),incl concretes& absolutes; resinoids	82,578	346,450	1,103,652	3,467,325
3302101000	Odoriferous alcoholic prep for thealcohol beverages, liquid form	0	800	0	10,057
3302109000	Oth mixed of odoriferous of a kind usedin the food or drink industries	166,258	898,288	1,767,897	9,698,791
3302900000	Oth prep based on odoriferous substancesfor the manufacture of beverages	2,247,729	11,201,866	29,161,660	146,663,933
3303000000	Perfumes & toilet waters	108,534	409,713	3,929,080	11,843,038
3304100000	Lip make-up preparations	14,982	104,839	356,038	2,492,826
3304200000	Eye make-up preparations	21,122	139,676	624,251	3,679,861
3304300000	Manicure or pedicure preparation	1,145	41,048	23,425	445,368
3304910000	Powders, whether or not compressed	36,861	243,429	451,965	3,540,098
3304991000	Face & skin creams & lotions	668,211	2,729,296	5,787,569	22,221,032
3304992000	Anti-acne creams	37	347	546	14,630
3304999000	Oth beauty/make-up prep & prep for thecare of the skin (oth than medicamts)	145,042	683,073	1,823,489	8,898,921
3305100000	Anti-mycosis shampoos & othershampoos	2,698,353	12,456,263	9,211,326	49,480,627
3305200000	Preparat for permanent waving orstraightening	25,537	182,751	52,842	631,919
3305300000	Hair lacquers	30,264	90,482	340,132	901,771
3305900000	Others preparations for use on the hair	455,260	2,003,188	2,528,124	9,904,210
3306101000	Prophylactic pastes & powders	185,952	542,432	1,021,138	2,852,368
3306109000	Others dentifrices	1,509	32,346	7,478	107,522
3306200000	Yarn used to clean between the teeth(denital-floss)	0	1,813	0	29,359
3306900000	Oth prep for oral/dental hygiene, incl.denture fix-ative pastes & powder,retail	300,211	589,999	507,992	1,131,780
3307100000	Pre-shave, shaving or after-shavepreparations	5,436	29,561	48,325	289,942
3307200000	Personal deodorants & antiperspirants	106,938	569,201	586,525	4,220,681
3307300000	Perfumed bath salts & oth bathpreparations	40,594	309,579	85,659	639,880
3307410000	Oth agarbatti & oth odoriferous prep.which operate by burning	293,101	1,628,858	221,743	1,286,644
3307491000	Room perfuming preparations	15,936	169,539	190,726	1,229,639
3307499000	Oth prep for perfuming or deodor rooms,incl odoriferous preparat use religious	34,078	568,735	130,490	1,769,533
3307901000	Animal toilet preparations	6,418	32,527	21,963	72,243
3307902000	Contact lens solution	59,056	274,564	266,659	1,167,518
3307903000	Papers & tissues, impregnated or coatedwith perfume or cosmetics	23,593	24,911	57,321	99,528
3307909000	Oth pre-shave, cosmetic or toilet prep,prep rooms deodorisers, w/ or perfuming	8,060	37,244	144,546	552,018
3401111000	Soap, organic surface-active-for toiletuse-medicated prods	104,349	529,438	211,300	1,276,182
3401112000	Bath soap	37,659	653,317	116,076	1,506,070
3401113000	Oth toilet use,of felt or nonwovens, impregnated,coat with soap or detergent	100	100	163	163
3401119000	Oth soap & organic surface fortoilet use	34,041	71,221	66,940	371,446
3401199000	Oth soap & organic surface other thanfor toilet use	3,015	56,942	4,290	65,263
3401201000	Soap in oth form for flotation deinkingor recycled paper	0	227	0	2,640
3401209000	Soap in oth forms, other than chips	148,360	1,290,199	355,111	2,722,748
3401300000	Organic surface-active prods & prep forwashing in the liquid, put for ret sale	47,782	134,437	313,467	1,240,869
3402111000	Organic surface-active agents, with/notfor retail sale; sulphated fatty alcohol	26,682	306,166	120,647	846,049
3402112000	Wetting agents used in the manufactureof herbicide	29,909	57,433	61,661	142,355
3402119000	Oth anionic-organic surface-active agentwith or not put up for retail sale	463,797	3,205,056	1,227,875	6,608,786
3402121000	Wetting agents used in the manuf ofherbiced-cationic	34,063	120,953	51,679	210,160
3402129000	Oth cationic-organic surface-activeagent with/not put up for retail sale	802,247	4,100,117	1,925,696	9,769,678
3402130000	Organic surface-active agents,with ornot for retail sale; non-ionic	2,092,886	13,158,102	5,934,128	29,555,384
3402190000	Oth organic surface-active agents,withor not up for retail sale	979,879	5,627,428	2,229,232	12,342,899
3402201100	Anionic surface active prep. in liquidform-put up for retail sale	26,795	139,219	86,270	499,022
3402201200	Anionic washing prep & cleaning prep,incl bleach cleans,liquid form, retail	21,702	152,468	314,222	1,268,244
3402201300	Oth surface active preparations- inliquid form, for retail sale	68,026	329,864	103,309	445,840
3402201900	Oth wash prep & clean prep,incl bleachcleans & degreas prep,liquid, retail	169,154	815,322	636,414	2,914,107
3402209100	Anionic surface active prep. oth thanin liquid form-for retail sale	40,176	129,700	19,326	105,395
3402209200	Anionic washing prep & clean prep, inclbleach,cleans-oth than liquid,retail	1,296	13,601	5,513	68,003
3402209300	Oth surface active preparation-oth thanin liquid-for retail sale	18	5,470	1,396	30,434
3402209900	Oth wash prep & clean prep,incl bleachcleans, oth than liquid, retail sale	134,547	613,694	305,945	1,472,520
3402901100	Anionic surface active preparat-liquidnot put up for retail sale	519,149	1,918,603	1,238,031	4,484,320
3402901200	Oth anionic wash prep & clean prep,incl bleach,liquid,not for retail sale	220,472	740,332	446,108	2,084,204
3402901300	Anionic washing prep.or cleaningincl.bleaching, cleansing or degreasing	684,728	2,811,117	1,049,099	4,033,734
3402901400	Oth organic surface active in liquidform, wetting agents	3,160	97,518	9,765	204,109
3402901500	Oth organic surface active in liquidform, not wetting agents	193,720	887,436	783,624	3,260,380
3402901900	Oth wash prep & clean prep,incl bleachcleans, in liquid-not for retail sale	215,392	1,442,911	695,143	3,493,269
3402909100	Anionic surface active preparations,oththan liquid- not for retail sale	38,901	115,264	91,827	331,442
3402909200	Anionic wash prep & clean prep,inclbleach,cleans-not liquid-not retail	160,055	1,775,766	113,278	1,391,338
3402909300	Anionic surface-active prep,not liquidform not for retail sale	307,752	1,548,696	257,936	1,355,710
3402909400	Anionic surface-active prep, not liquidform, wetting agents not for retail sale	978,461	994,301	1,201,387	1,484,868
3402909500	Anionic surface-active prep, not liquidform,not wett agents not for retail sale	653,585	6,581,087	1,236,934	8,646,851
3402909900	Oth wash/lean prep,incl bleach cleansoth than liquid-not for retail sale	412,307	2,157,269	855,771	6,802,521
3403111100	Liquid lubricating oil prep, for treatmof textile,or oth materials, cont petrol	64,326	400,111	163,254	1,132,904
3403111900	Oth lubric preprtion for the treatmenttextile or oth materials, cont petroleum	38,407	99,997	115,763	267,011
3403119000	Oth prepar for the treatment of textilematerials,oth than liquid,cont petroleum	221,810	583,296	622,759	1,878,972
3403191100	Liquid oil for aircraft engine cont.petroils/oils obtain. bituminous mineral	0	84,213	0	346,418

I.3. IMPOR MENURUT KOMODITI / IMPORT BY HS COMMODITY
 *** JUNI / JUNE 2010 ***

HS	Uraian Komoditi Commodity Description	Berat Bersih / Net Weight (Kg)		Nilai / Value C.I.F (US\$)	
		Bulan ini Current Month	Kumulatif Cum. Jan. to date	Bulan ini Current Month	Kumulatif Cum. Jan. to date
3403191200	Other liquid prep content silicone oil,cont petrole oils,or bituminous mineral	201	524	1,508	5,433
3403191900	Other liquid for other purposes contpetrol oil or bituminous mineral oils	3,380,051	15,121,804	6,988,188	30,690,533
3403199000	Oth lubricating prep cont petroleum oil	637,826	5,322,412	1,851,976	14,069,713
3403911100	Liquid prep cont silicone oil-for treatof textile,or oth matt,not cont petrol	125,067	354,657	488,008	1,526,839
3403911900	Liquid prep for treatment of textilemater,not cont petroleum oil & silicone	242,535	1,445,637	790,156	3,888,903
3403919000	Liquid preparat for treatment of textilor the materials, not cont petroleum oil	1,801,100	5,155,430	1,646,045	10,193,579
3403991100	Liquid oil for aircraft engine not contpetroleum oils or oils obtain bitumin	52	3,220	1,049	58,292
3403991200	Other liquid prep content silicone oilcont petrol oil,or bituminous mineral	0	117	0	1,109
3403991900	Other liquid for other purpose not contpetroleum oil or bituminous mineral oils	48,401	266,931	190,349	1,099,867
3403999000	Preparat for treat of textile,leatheroth mater,not cont petrol oil,not liquid	251,258	1,744,048	1,552,959	7,747,161
3404200000	Artificial waxes & prepared waxes,ofpoly(oxyethylene) (polyethylene glycol)	482,382	1,946,582	967,903	4,105,216
3404900000	Oth artificial waxes & prepared waxes.	946,229	7,001,106	2,295,627	15,252,858
3405100000	Polishes, creams & similar preparat forwear or leather	11,850	97,047	108,107	730,189
3405200000	Polishes,creams & similar prep for themaintenance of wooden furniture	4,070	16,679	3,260	41,726
3405300000	Polishes & similar prep for coachwork,other than metal polishes	10,140	109,089	68,989	327,813
3405401000	Abrasive lapping & honing,in the formof flour,scouring pastes & powder	485	22,352	5,142	59,756
3405409000	Oth scouring pastes & powders & otherscouring preparations	42,298	272,331	107,550	1,238,109
3405901000	Metal polishers	7,991	235,619	67,914	585,025
3405909000	Oth polishes & cream, for footwear,furniture, floors	26,221	367,638	171,143	942,320
3406000000	Candles, tapers & the like.	67,977	391,941	148,616	723,862
3407001000	Modelling pastes, incl those put up forchildrens amusement	2,941	77,036	14,379	256,265
3407002000	Prep known as "dental wax", in sets, inpackings,retail sale or in plates	407	1,186	14,591	42,933
3407003000	Other preparations for use in dentistry,with a basis of plaster (of calcined	461	14,563	7,157	128,225
3501100000	Casein	266,611	1,731,378	2,026,928	12,977,033
3501901000	Caseinates & other casein derivatives	103,360	685,179	1,043,485	5,838,686
3501902000	Casein glues	837	4,023	3,725	13,563
3502110000	Egg albumin - dried	14,287	16,547	56,300	73,416
3502190000	Egg albumin - oth than dried	0	4,984	0	42,605
3502200000	Milk albumin,incl concentrates of >= 2whey proteins	75,000	646,446	177,842	3,328,335
3502900000	Oth egg albumin	0	124	0	1,742
3503001000	Glues of animal origin	19,665	188,329	100,901	756,969
3503002000	Gelatin in powder form with bloatinglevel a-250 or b-230 or more	58,720	325,695	125,322	741,028
3503003000	Isinglass	0	21	0	26
3503009000	Oth gelatin derivatives,isinglass,otherglue of animal origin,excl casein glues	224,141	1,245,579	1,266,797	6,633,014
3504000000	Peptones and their derivatives, otherprotein substances and their	369,674	2,452,475	1,625,262	8,284,449
3505101000	Dextrins, soluble or roasted starches	2,542,256	37,991,578	1,778,515	21,392,873
3505109000	Oth dextrins & oth modified starches	6,866,238	46,224,115	5,645,492	31,704,132
3505200000	Glues based on starches/dextrins	399,601	1,882,307	886,969	4,274,545
3506100000	Prods suitable for use as glues/adhesivefor ret sale as glues/adhesives < 1 kg	388,325	1,670,547	1,474,853	6,750,670
3506910000	Adhesives based on polymers of heading39.01 to 39.13 or on rubber	1,461,622	9,380,369	4,376,070	24,231,648
3506990000	Oth prepared glues & oth preparedadhesives, nes	1,384,415	6,271,082	4,577,857	23,100,526
3507100000	Rennet & concentrates thereof	450	3,596	27,000	68,137
3507900000	Oth enzymes; prepared enzymes nes orinclude	369,421	2,105,938	2,061,722	11,439,995
3601000000	Propellent powders	0	96,797	0	1,748,695
3602000000	Prepared explosive, oth than propellentpowders	86,238	1,389,187	1,261,506	7,894,770
3603001000	Semi-fuses, elemented caps, signal tubes	463,320	661,697	9,783,846	13,775,486
3603002000	Safety fuses or detonating fuses	26,497	94,621	334,999	2,401,447
3603009000	Oth safety fuses, detonat fuses, percussion detonat caps,igniters,electric dtnt	60,837	727,331	1,935,883	12,402,919
3604100000	Firecrackers and other fireworks	1,770,495	3,641,125	2,057,459	4,075,256
3604901000	Distress signal equipment	0	373	0	1,068
3604902000	Miniature pyrotechnic munitions &percussions caps for toys	0	5	0	222
3604909000	Oth signalling flares, rain rocket, forsignal & oth pyrotechnic articles	0	91,775	0	382,008
3605000000	Matches,oth than pyrotechnic article of36.04, in pack of >= 100 matches	165	249	454	1,072
3606100000	Liquid/liquified-gas fuel in containersused for filling or refilling <= 300 cm	36,791	63,798	24,312	56,743
3606901000	Solid or semi-solid fuels, solidifiedalcohol & oth similar prepared fuels	2,275	8,441	5,263	254,526
3606902000	Lighter flints	7,077	26,894	36,975	225,907
3606903000	Oth ferro-cerium & oth pyrophoric alloyin all forms	0	316	0	2,501
3606904000	Resin torches, firelighters & the like	523	998	395	659
3606909000	Oth articles of combustible material asspecified note 2 to this chapter.	670	28,420	3,415	32,551
3701100000	Photographic plates & film in the flatfor x-ray	56,260	330,600	982,941	5,788,792
3701200000	Instant print film	184	2,640	1,384	36,386
3701300000	Oth plates & film, with any side>255 mmspecially for printing industri	301,562	1,340,856	1,959,144	9,556,207
3701910000	Oth plates &film for color photogrhapy(polychrome)	0	75	0	1,128
3701990000	Oth plats &film photogrhapy(polychrome)specially manuf for printing indust	102,795	652,797	131,403	808,340
3702100000	Film for x-ray	927	7,506	56,495	253,991
3702310000	Oth film,without perforat,of width notexceed 105 mm for photograp(polychrome)	150	199	1,769	3,648
3702324000	Instant print film in bands of width >=16 mm & length >=120m	1,040	1,086	6,263	7,230
3702329000	Oth film with silver halide emulsi,of a width < 105 mm	0	3,208	0	15,225
3702393000	Oth infra red transparent film,of a width < 105 mm	0	157	0	858
3702395000	Oth film, without perforat, of a width <105 mm special prep for medical serv	0	185	0	7,196
3702399000	Oth film without perforations of awidth < 105 mm	0	19,418	0	14,925
3702419000	Film for use oth than in medical,surgical,dental or veterinary sciences	0	1,064	0	7,089
3702433000	Infra red transparent film, width >610 mm, length < 200 m	3,212	26,256	58,501	368,692
3702435000	Film, width > 610mm, length < 200mspecially prepared for medical service	790	29,823	4,694	289,642
3702439000	Oth film of width > 610 mm & length <120 m	0	29,004	0	178,621
3702443000	Infra red transparent film, 105mm< width < 610mm	3,131	11,850	57,021	205,445
3702445000	Film, 105mm< width<610mm,specially prepared for medical service	2,000	40,882	11,411	444,809
3702449000	Oth film, 105mm < width < 610 mm & length < 120m	2,054	48,931	9,533	272,817

I.3. IMPOR MENURUT KOMODITI / IMPORT BY HS COMMODITY
 *** JUNI / JUNE 2010 ***

HS	Uraian Komoditi Commodity Description	Berat Bersih / Net Weight (Kg)		Nilai / Value C.I.F (US\$)	
		Bulan ini Current Month	Kumulatif Cum.Jan. to date	Bulan ini Current Month	Kumulatif Cum.Jan. to date
3702522000	Film for color photo width<6mm, length>14 m, for cinematography	57	253	5,209	21,861
3702529000	Film for color photo width<16mm,length > 14 m	15	1,877	1,564	50,381
3702549000	Oth film for color photo16mm<width<35mm,length<30m, oth than for slides	3,924	21,014	8,575	77,715
3702552000	Film for color photo 16mm< width<35mm,length<30m, for cinematography	420	1,739	34,145	142,928
3702559000	Oth film 16mm< width<35mm, length> 30mfor color photography	71	31,973	7,506	1,190,293
3702939000	Oth film oth than for color photo 16mm<width<35mm, length<30m	0	5,666	0	8,588
3702949000	Oth film 16mm< width<35mm, length<30m,oth than for color photography	0	877	0	13,970
3702955000	Film oth than for color photo width>35 mm length > 120m	0	1,233	0	3,922
3702956000	Film oth than for color photo width >35 mm prepared for medical service	3,216	12,968	60,624	199,462
3702959000	Oth film oth than for color photography	0	610	0	11,135
3703100000	Photographic paper, paperboard&textil,unexposed, rolls,width of 610-1000mm	11,492	303,896	64,613	1,659,791
3703200000	Oth photograph paper, sensitis, unex-posed for color photography	119,764	456,542	254,472	1,218,778
3703900000	Oth photograph paper, paperboard & textsensitized, unexposed.	42,893	419,121	107,797	662,300
3704001000	Plate & film for x-ray,unexposed but notdeveloped	0	267	0	68,197
3704009000	Oth photograph plates,film,paper,paper-board & textiles,expos but not develop	1,331	31,932	4,251	71,733
3705100000	Photograph plates & film, exposed &developed,for offset reproduc	34,625	228,113	28,922	176,957
3705901000	Photograph plates & film, exposed &developed,for x-ray	1,012	5,183	11,184	78,633
3705909000	Oth photograph plates & film,expos &developed,oth than cinematographic film	10,683	88,376	101,314	313,387
3706101000	Newsreels,travelogues,technical & scien-tic film exposed&developed,width>=35	9,880	37,158	694,291	2,622,728
3706103000	Cinematograph film,expos &develop,ofwidth>= 35 mm,with pictured taken abro	2	2	33	33
3706104000	Cinematograph film,expos &develop,ofwidth >= 35 mm, only of sound track	26	26	668	668
3706109000	Oth cinematograph film, expos & deve-loped of a width >= 35 mm	737	1,839	48,353	104,556
3706909000	Oth cinematgrphic film,expos & developwith or not incorporating soundtrack	103	269	8,075	24,197
3707100000	Sensitising emulsion,for photo use (oththan varnishes, glues, adhesives),retail	3,549	81,139	28,348	246,965
3707901000	Flashlight materials, unmixed prods forphotog uses,put up in measur portions	11	119	4,568	21,437
3707909000	Oth chemical prep for photographic uses,put in measur portions, ready for use	356,563	1,984,356	1,681,159	8,620,050
3801100000	Artificial graphit,in the form of pasteblocks,plates or oth semimanufac	227,165	1,020,505	698,551	2,590,033
3801200000	Colloidal/semi-colloidal graphite, inpastes,blocks,plates or oth semimanufac	38,794	88,332	56,629	166,222
3801300000	Carbonaceous pastes for electrodes &similar paste & for furnace linings	1,464,072	5,258,319	1,205,383	4,783,891
3801900000	Oth artificial graphit;colloidal or semigraphite,pastes, blocks or plates	79,890	533,806	255,819	1,480,015
3802100000	Activated carbon, including spentanimal black	364,649	2,574,022	584,861	4,359,504
3802901000	Activated bauxite, including spentanimal black	0	30,405	0	6,345
3802902000	Activated clays & activated earth, inclspent animal black	6,172	261,151	37,015	225,809
3802909000	Oth activat natural mineral prod,animalblack include spent animal black	755,412	5,078,598	457,413	3,254,187
3803000000	Tall oil, whether or not refined.	45,533	209,607	123,896	416,666
3804001000	Concentrated sulphite lye	3,375	246,396	20,453	281,754
3804009000	Oth residual lyes from woodpulp with ornot concentrat,desugar or chemical trea	310,546	2,641,203	754,113	5,538,871
3805100000	Gum, wood or sulphate turpentine oils	17,553	68,884	24,050	410,688
3805900000	Oth terpenic oil produc by the distillat of coniferous wood & oth crude paracy	198,449	791,298	570,849	2,124,639
3806100000	Rosin & resin acids	346,960	1,701,279	786,790	3,337,062
3806200000	Salt of rosin,of resin acid, of drv orresin acid,oth than salt of rosin addict	16,100	54,656	43,754	172,221
3806301000	Ester gums - in blocks	0	586	0	12,812
3806309000	Ester gums - in oth forms	163,658	997,709	670,218	3,137,537
3806901000	Run gums in blocks	0	3	0	32
3806909000	Oth derivates rosin & resin acidsthereof	549,621	2,326,948	1,169,324	4,560,573
3807000000	Wood creosote	33,084	164,304	38,103	159,126
3808501100	Intermediate preparations for themanufacture of insecticides,subhd note 1	58,667	233,600	372,856	1,425,156
3808501200	Insectisides in the form of mosquitocoils/mosquito coil powder, subhd note 1	1,745	6,809	13,588	67,406
3808501300	Insecticides in aerosol containerssubhd note 1	4	1,641	63	46,311
3808501900	Insecticides, in oth form, subhd note 1	164,126	1,342,080	501,110	4,608,024
3808502000	Fungicides, subhd note 1	233,428	1,413,207	892,490	5,165,833
3808503000	Herbicides, anti-sprouting products andplant-growth regulators, subhd note 1	292,671	4,393,388	1,174,839	10,016,783
3808504000	Disinfectants, subhd note 1	40,190	125,959	269,633	777,685
3808509100	Wood preserv, being prep oth than surface coat,cont insect/fungi subhd note 1	10,402	24,735	59,164	131,176
3808509900	Oth disinfect,smlar product,put up inform/pack for retl sale, subhd 1	4,050	35,151	20,228	292,839
3808911000	Intermediate preparation for the mnufact of insecticides, not subhd note 1	60,742	487,218	2,944,499	12,644,924
3808919000	Insecticides, in oth form, not subhdnote 1	388,358	1,970,815	4,629,599	14,620,831
3808920000	Fungicides, not subhd note 1	986,895	4,386,994	5,064,540	26,353,098
3808930000	Herbicides, anti-sprouting products andplant-growth regulator, not subhd note 1	1,342,102	9,729,200	2,759,155	28,405,404
3808940000	Disinfectants, not subhd note 1	53,779	157,017	244,004	752,291
3808991000	Wood preserv,being prep oth than surface coat,cont insect/fungi not subhd note	0	7,078	0	18,949
3808999000	Oth disinfect,smlar product, put up inform/pack for retl sale,not subhd note 1	153,387	965,328	418,430	2,606,253
3809100000	Oth finish agent,dye carriers to accelewith a basis of amylaceous substances	330,588	1,300,752	432,246	1,623,982
3809910000	Oth finish agent,dye carriers to accelekind used in the textile or like indust	1,316,548	6,463,376	2,924,863	15,463,471
3809920000	Oth finish agent,dye carriers to accelekind used in the paper or like indust	2,040,647	11,822,405	4,858,944	26,674,800
3809930000	Oth finish agent,dye carriers to accelekind used in the leather or like indust	361,464	1,848,077	878,161	4,386,019
3810100000	Pickling prep for metal surfac,soldering, brazing, welding powders	1,171,653	5,900,127	3,607,102	17,839,689
3810900000	Other prep of a kind used as cores orcoating for weld electrodes or rods	486,816	2,514,350	1,652,342	8,729,767
3811100000	Anti-knock preparation, based on leadbased on lead compound	0	10,492	0	115,570
3811190000	Oth anti-knock preparations	59,655	602,677	359,706	2,003,208
3811211000	Additive for lubricat oils,cont petroloil & oil obtain from bitumin,retail	54,443	198,554	237,293	710,889
3811219000	Additive for lubricat oils,cont petroloil & oil obtain from bitumin,not retail	16,534,472	38,916,315	27,864,301	89,940,055
3811290000	Oth additive for lubricat oils,contpetrol oil & oil obtain from otmn minera	337,644	1,567,104	1,161,491	5,175,181
3811901000	Anti knock prep., rust preventativ& corrosion inhibitors	438,936	1,889,840	2,220,987	8,140,527
3811909000	Oth anti-knock prep.,for mineral oilliquid used as mineral oils	339,366	8,598,810	1,701,915	13,294,205
3812100000	Prepared rubber accelerators	1,486,281	7,787,910	3,473,944	18,046,259
3812200000	Compound plasticisers for rubber orplastics	744,862	4,492,188	1,498,482	8,680,459
3812301000	White carbon	112,373	881,383	197,880	1,554,940

I.3. IMPOR MENURUT KOMODITI / IMPORT BY HS COMMODITY
 *** JUNI / JUNE 2010 ***

HS	Uraian Komoditi Commodity Description	Berat Bersih / Net Weight (Kg)		Nilai / Value C.I.F (US\$)	
		Bulan ini Current Month	Kumulatif Cum.Jan. to date	Bulan ini Current Month	Kumulatif Cum.Jan. to date
3812309000	Oth anti oxidising prep & oth compoundstabilisers for rubber or plastics	1,619,450	10,985,485	4,746,038	31,410,938
3813000000	Prep. & charge for fire-extinguishercharged fire-extinguishing grenades	176,328	1,355,730	511,966	3,081,773
3814000000	Organic composite solvents & thinners,prepared paint or varnish removers	680,599	3,110,021	2,254,197	9,369,271
3815110000	Supported catalyst,with nickel/nickelcompounds as the active substance	68,687	691,600	512,339	6,811,389
3815120000	Supported catalyst, with precious metalcompounds as the active substance	9,128	344,535	682,228	11,382,534
3815190000	Oth supported catalysts	226,008	2,492,858	1,216,943	16,102,759
3815900000	Oth reaction initiators,reaction accelerators catalytic prep,nes or incld	362,464	3,878,995	3,130,111	14,991,228
3816001000	Refractory cements, mortars, concretes	2,152,057	10,156,897	1,552,185	7,664,021
3816009000	Oth refractory cements, mortars, concret	1,008,568	7,531,395	604,788	5,407,674
3817000000	Mixed alkylbenzenes & mixed alkylphthalanes oth than head 2707 or 2902	4,756,115	41,990,036	7,601,564	63,996,851
3818000000	Wafers/discs with silicon content	11,891	53,900	1,065,847	3,114,885
3819000000	Hyd brake fluids&oth for hyd trnsmsionwhether or not cont<70% weight of petr	539,089	2,543,144	1,029,797	5,333,668
3820000000	Anti-freezing preparations & preparedand prepared de-icing fluids	85,713	634,994	193,914	1,418,993
3821001000	Prepared culture media for development	5,607	53,108	328,397	1,618,373
3821009000	Oth prepared culture media fordevelopment	18,555	33,971	539,894	719,551
3822001000	Plate,sheet,film, foil&strip of plasticimpreghtd/coated with diag. reagents	22,726	67,764	835,288	3,188,334
3822002000	Paperboard,cellulose wadding&web fibreimpreghtd/coated with diag. reagents	119,522	172,369	236,195	768,418
3822003000	Sterilisation indicator strips & tapesoth thn heading 3002 or 3006	70	2,495	10,868	95,489
3822009000	Oth diagnostic/lab reagents & preparedwhether or not head 30.02 or 30.06	160,636	785,414	3,290,571	16,915,733
3823110000	Stearic acids	377,033	2,773,317	369,760	2,738,954
3823120000	Oleic acids	66,513	277,923	101,356	405,078
3823130000	Tall oils fatty acids	230,145	1,094,394	272,959	1,191,580
3823191000	Acids oil from refining	30,062	30,932	163,907	180,101
3823199000	Oth industrial monocarboxylic fatty acid	271,801	2,871,373	797,804	6,225,998
3823701000	Industry fatty alcohols in the formof wax	6,736	37,002	18,836	95,471
3823709000	Oth industry fatty alcohols in the formof wax	1,520,726	5,773,733	2,441,632	8,500,902
3824100000	Prepared binders for foundry mouldsor core	540,095	3,002,030	768,419	4,001,216
3824300000	Non-agglomerated metal carbides mixedtogether with metallic binders	2,336	19,179	5,704	39,172
3824400000	Prepared additives for cements, mortarsor concretes	2,367,458	9,549,724	4,250,524	20,363,154
3824500000	Non-refractory mortars & concretes	170,141	644,904	191,532	630,860
3824600000	Sorbitol oth than that ofsubheading 2905.44	79,333	459,169	71,865	349,604
3824720000	Mix cont halogenated, drv methane,ethanecont bromochlorodi(tri)fluoromethan	2,746	2,746	29,256	29,256
3824730000	Mix cont halogenated, drv methane,ethanecontaining HBFC	1,659	1,659	3,885	3,885
3824750000	Mix cont halogenated, drv methane,ethanecontaining carbon tetrachloride	0	15,670	0	59,839
3824760000	Mix cont halogenated, drv methane,ethanecont 1,1,1-3-chloroethan(methyl chlrf	0	3,712	0	5,708
3824780000	Mix cont halogenated, drv methane,ethanecont PFC or HCFC but not CFC or HCFC	835	16,919	2,076	105,634
3824790000	Other mix cont halogenated, drv methane,ethane	277,866	2,620,095	786,926	4,648,766
3824810000	Mix & preparation containing oxirane(ethylene oxide)	23,424	122,688	35,061	164,067
3824820000	Mix & preparation containing pbbs, PCBs, PCTs	39	186	18,428	41,755
3824830000	Mixtures & preparation containingtris(2,3-dibromopropyl) phosphat	160	160	790	790
3824901000	Ink removers, stencil correctors&oth.corrector fluids in package	69,802	234,792	253,531	1,120,285
3824902000	Mixtures of chemical, of a kind used inmanufactured of foodstuff	108,745	912,332	385,182	2,873,967
3824903000	Copying pastes with a basis of gelatinpresented in bulk/ready to use	7,452	15,108	21,966	70,212
3824904000	Composite inorganic solvents	46,180	572,339	169,777	1,809,052
3824905000	Acetone oil	10,014	41,574	51,564	247,121
3824906000	Preparations/mixtures cont monosodiumglutamate	33,411	136,698	72,968	379,973
3824909000	Oth prods & preparations cont cfc-11,12,115, and halon	3,492,053	19,611,482	9,397,221	53,664,824
3825100000	Municipal waste	0	19	0	1,206
3825900000	Oth residual prods of the chemical/allied industry	488	9,321	4,226	17,577
3901103000	Polyethylene < 0,94 in liquids orpastes	38,082	344,666	93,126	858,234
3901109010	Polymers of ethylene, in granule form	18,318,522	99,850,580	27,291,193	146,380,405
3901109090	Polymers of ethylene other form	2,759,689	18,275,225	4,247,061	27,466,204
3901200000	Polyethylene having a specific gravity0.94 or more	17,114,374	85,019,810	23,337,288	114,751,942
3901303000	Ethylene-vinyl acetate copolymersin liquid or pastes	1,062,803	8,154,429	1,069,286	8,241,442
3901309000	Ethylene-vinyl acetate copolymersin other form	1,557,853	10,053,199	3,142,608	19,273,810
3901903000	Oth polymers of ethylene in liquidor pastes	41,582	306,111	318,472	1,500,178
3901909000	Oth polymers of ethylene in other form	7,515,910	43,796,691	11,616,459	60,934,163
3902101000	Polypropylene in powder form	45,372	709,444	92,242	969,285
3902102000	Polypropylene in granule form	31,451,152	167,348,666	43,375,546	223,709,230
3902109000	Polypropylene in other form	1,444,310	12,419,438	2,956,176	19,377,851
3902203000	Polysobutylene liquids/pastes	55,855	219,808	156,747	759,555
3902209000	Polysobutylene in oth forms	222,477	1,041,102	434,712	1,991,779
3902303000	Propylene copolymers in liquidor pastes	13,676	97,611	46,815	308,606
3902309010	Propylene copolymers in granule form	16,198,639	83,517,722	24,603,510	117,856,499
3902309090	Propylene copolymers in other form	449,611	5,761,136	679,400	7,895,209
3902903000	Oth polymers of propylene in liquidor pastes	29,403	95,847	40,315	170,478
3902909000	Oth polymers of propylene in other form	905,198	4,997,291	2,545,204	15,572,293
3903110000	Expansibile polymers of styrene	1,332,781	9,765,739	3,442,839	18,183,593
3903190000	Other polymers of styrene	3,570,963	22,534,626	6,377,552	37,625,303
3903203000	Styrene-acrylonitrile (SAN) copolymersin aquaeous dispersion	135,257	763,628	130,539	910,249
3903209000	Oth styrene-acrylonitrile (SAN)copolymers	708,031	3,604,539	1,546,297	7,386,773
3903303000	Acrylonitrile-butadiene-styrene (ABS)copolymers in aquaeons dispersion	32,912	1,730,881	76,591	3,891,409
3903309000	Acrylonitrile-butadiene-styrenecopolymers in other form	6,482,588	34,912,552	14,775,300	75,604,493
3903903000	Oth polymers of styrenein aquaeons dispersion	100,198	676,758	162,407	1,102,351
3903909000	Oth polymers of styrenein other form	321,583	1,532,786	1,025,910	3,994,082
3904101000	PVC homopolymers, suspension typenot mixed with oth substances	63,971	969,452	85,426	1,058,225
3904109000	PVC in other form	2,223,298	11,473,781	3,248,817	14,170,843
3904210000	Oth poly(vinyl chloride) non plasticised	102,323	395,578	293,158	859,306

I.3. IMPOR MENURUT KOMODITI / IMPORT BY HS COMMODITY
 *** JUNI / JUNE 2010 ***

HS	Uraian Komoditi Commodity Description	Berat Bersih / Net Weight (Kg)		Nilai / Value C.I.F (US\$)	
		Bulan ini Current Month	Kumulatif Cum.Jan. to date	Bulan ini Current Month	Kumulatif Cum.Jan. to date
3904220000	Oth poly(vinyl chloride) plasticised	591,217	2,678,976	1,033,645	4,429,477
3904300000	Vinyl chloride-vinyl acetate copolymers	227,524	1,285,774	584,685	3,324,138
3904400000	Other vinyl chloride copolymers	85,333	432,751	287,569	1,538,239
3904504000	Vinylidene chloride polymr in dispersion	0	22,883	0	28,200
3904509000	Vinylidene chloride polymersin other form	540,717	2,778,977	906,613	4,936,785
3904610000	Fluoro-polymerspolytetrafluoroethylene	22,932	116,762	103,678	648,208
3904693000	Fluoro-polymers polytetrafluoroethylenedispersions	0	10,012	0	61,778
3904699000	Oth fluoro-polymers in other form	39,876	148,055	229,091	1,212,532
3904903000	Oth fluoro-polymer polytetrafluoroethylidispersions	414	2,533	4,798	14,957
3904909000	Oth polymers vinyl chloride in oth forms	4,638	215,724	19,894	337,110
3905120000	Poly(vinyl acetate) in aqueousdispersions	97,831	230,564	212,830	456,952
3905190000	Other poly(vinyl acetate)	72,203	493,524	396,204	2,285,413
3905210000	Vinyl acetate copolymers in aqueousdispersions	472,177	2,407,204	460,628	2,335,204
3905290000	Other vinyl acetate copolymers	89,893	482,016	228,935	1,165,394
3905301000	Poly (vinyl alcohol) in aqueousdispersions	69,422	474,069	72,857	795,092
3905309000	Poly (vinyl alcohol)in other form	1,525,594	9,636,819	3,483,112	20,219,968
3905910000	Copolymers of vinyl acetate or of othervinylester	14,963	199,222	135,389	1,647,904
3905990000	Oth polymer of vinyl acetate/oth vinylesters;oth vinyl polymers; primary form	38,921	274,823	457,309	2,647,753
3906101000	Poly(methyl methacrylate) in aquaeousdispersions	57,621	310,568	176,950	902,093
3906109000	Oth poly(methyl methacrylate)in other form	775,176	3,693,122	1,956,381	8,878,960
3906901100	Oth acrylic copolymers in aquaeousdispersions	405,365	1,560,809	747,746	3,422,116
3906901900	Oth acrylic copolymers in other forms	1,037,241	5,685,643	2,272,190	13,195,721
3906909100	Oth acrylic polymers in aquaeousdispersions	473,333	2,736,226	790,613	4,508,645
3906909900	Oth acrylic polymers in other forms	3,628,833	18,939,445	9,218,431	48,660,649
3907100000	Polyacetals	607,951	2,593,134	1,598,872	6,682,231
3907200000	Other polyethers	3,943,796	22,159,195	9,013,493	48,953,445
3907302000	Epoxide resins based powder coating	141,561	640,671	386,691	2,362,258
3907303000	Epoxide resins in liquids/pastes	855,916	5,269,512	3,762,301	19,738,264
3907309000	Epoxide resins in oth form	1,034,650	5,045,568	4,577,295	18,406,363
3907400000	Polycarbonates	2,470,118	20,321,556	7,385,375	54,135,287
3907500000	Alkyd resins	212,006	805,240	595,647	1,941,465
3907601000	Poly(ethylene terephthalate) in aqueousdispersions	32,381	143,916	48,639	278,347
3907609000	Poly(ethylene terephthalate) in oth form	5,859,687	34,488,427	8,577,298	50,300,208
3907700000	Poly(lactic acid)	5,415	38,410	17,377	149,916
3907912000	Oth polyesters unsaturated in chip form	6,453	15,701	2,355,292	2,401,054
3907919000	Oth polyesters unsaturated in oth form	180,565	1,850,332	384,049	3,454,475
3907994000	Oth polyester saturated based powdercoating	72,739	455,594	98,983	901,072
3907999000	Oth polyesters saturated in oth form	3,527,577	16,936,874	7,043,418	31,123,247
3908101000	Polyamides in primary forms, polyamide-6	5,326,207	27,149,634	15,099,230	72,705,504
3908109000	Oth polymde-6,-11,-12,-6,6,-6,9,-6,10	1,115,734	7,092,500	3,657,916	21,247,159
3908900000	Other polyamides	331,318	1,644,893	1,222,474	5,568,800
3909101000	Urea resins, thiourea resin in mouldingcompound	165,934	1,518,590	325,758	2,774,170
3909109000	Other urea resins	188,446	1,655,512	446,091	2,802,298
3909201000	Melamine resins in moulding compound	130,171	1,552,068	229,086	3,958,129
3909209000	Other melamine resins	128,396	882,978	607,207	3,000,431
3909301000	Oth amino-resins in moulding compound	238,053	1,539,884	423,658	2,531,457
3909309000	Oth amino-resins, oth thn mouldingcompound	472,866	2,748,654	1,289,009	6,810,487
3909401000	Phenolic resins in moulding compound	216,131	679,566	376,446	1,556,795
3909409000	Other phenolic resins	1,383,644	7,600,153	2,728,232	14,202,674
3909500000	Polyurethanes	1,742,840	10,360,661	5,422,530	33,220,054
3910002000	Silicones in dispersions or in the formof solutions	928,821	3,412,288	3,507,235	13,931,767
3910009000	Silicones in oth forms	531,410	3,370,542	2,880,235	16,835,703
3911101000	Petroleum,coumarone,indene/coumaroneinde in liquid or pastes	76,716	473,198	177,571	1,752,274
3911109000	Petroleum, coumarone, indene/coumaroneindene in oth form	1,535,333	8,415,275	3,032,224	16,893,290
3911900000	Oth petroleum, coumarone, indene/coumaroneindene in oth form	1,179,656	6,026,535	3,693,415	16,982,711
3912110000	Cellulose acetates non-plasticised	5,992	67,174	7,457	64,624
3912120000	Cellulose acetates plasticised	7,614	35,629	51,634	206,977
3912201100	Water-based semi-finished nitrocellulosecellulose nitrates non plasticised	0	410	0	3,096
3912201900	Oth cellulose nitrates non plasticised	160,388	2,422,065	366,772	4,945,224
3912202000	Cellulose nitrates plasticised	0	106,588	0	266,300
3912310000	Carboxymethylcellulose & its salts	367,150	4,018,032	1,274,112	10,812,765
3912390000	Oth cellulose ethers	259,621	1,700,513	1,763,724	10,456,491
3912902010	Regenerated cellulose	8,702	61,238	44,500	246,044
3912902090	Other regenerated cellulose	44,095	503,972	231,146	2,194,398
3912909000	Oth cellulose in other form	246,270	1,297,088	1,093,632	6,339,127
3913100000	Alginic acid, its salts & esters	155,246	593,629	691,584	2,989,744
3913900000	Oth natural polymers & its modified, inprimary form	170,786	1,249,191	773,421	5,917,039
3914001000	Ion-exchangers based on plymrs of headof a kind used	223,915	1,094,451	546,161	3,298,590
3914009000	Oth ion-exchangers based on plymrs ofhead of a kind used	126,930	1,299,077	540,447	3,854,697
3915100000	Waste, parings & scrap, of polymers ofethylene	1,366,974	4,264,724	362,467	1,118,480
3915901000	Waste, parings & scrap, of copolymers ofvinyl acetate	0	58	0	820
3915909000	Waste, parings & scrap, of other plastic	563,669	1,975,755	186,947	549,869
3916101000	Monofilament of polymers of ethylenechloride	6,731	10,876	18,217	40,760
3916102000	Monofilament of polymers of ethylenersods, sticks and profile shapes	22,140	55,468	71,127	186,660
3916201000	Monofilament of polymers of vinylchloride	43,851	126,826	202,151	618,293
3916202000	Monofilament of polymers of vinylrods, sticks and profile shapes	94,331	364,765	144,867	743,327
3916904000	Monofilament of other plasticsof hardened proteins	67	25,921	346	162,888
3916909000	Oth monofilament of other plastics	286,175	804,991	1,117,929	4,170,496

I.3. IMPOR MENURUT KOMODITI / IMPORT BY HS COMMODITY
 *** JUNI / JUNE 2010 ***

HS	Uraian Komoditi Commodity Description	Berat Bersih / Net Weight (Kg)		Nilai / Value C.I.F (US\$)	
		Bulan ini Current Month	Kumulatif Cum.Jan. to date	Bulan ini Current Month	Kumulatif Cum.Jan. to date
3917101000	Artificial guts (sausage casings) of hardened proteins	4,670	24,475	148,112	709,070
3917109000	Artificial guts (sausage casings) of cellulosic materials	73,611	660,132	804,791	4,816,996
3917210000	Tube, pipe, hose, fitting thereof of plastic of polymers of ethylene	128,740	573,959	621,393	1,934,716
3917220000	Tube, pipe, hose, fitting thereof of plastic of polymers of propylene	36,843	269,676	189,217	1,145,175
3917230000	Tube, pipe, hose, fitting thereof of plastic of polymers of vinyl chloride	71,941	593,981	120,854	1,159,584
3917290000	Tube, pipe, hose, fitting thereof of plastic of other plastics	117,377	1,678,228	491,278	7,537,350
3917310000	Flexible tubes, pipes and hoses having a minimum burst pressure of 27.6 mpa	74,599	565,604	226,568	2,680,693
3917321000	Sausage & ham casings, without fittings of plastics	21,652	72,938	79,075	482,812
3917329000	Oth unflexible tubes, pipes & hoses, not reinforced, without fittings	201,802	1,172,596	1,308,187	24,612,227
3917330000	Oth, not reinforced/otherwise combined with oth materials/fittings of 3917.30	16,292	211,555	67,977	459,384
3917390000	Oth tubes, pipes and hoses	1,090,494	1,941,932	1,333,406	4,653,148
3917400000	Fittings of plastics	567,613	2,208,670	1,728,139	8,334,805
3918101100	Tiles of polymers of vinyl chloride	137,989	259,800	151,434	518,828
3918101900	Oth floor covering of polymers of vinyl chloride	1,931,473	11,723,466	1,160,137	5,915,732
3918109000	Wall or ceiling coverings of polymers of vinyl chloride	596,714	2,529,591	488,200	2,716,931
3918901100	Tiles, of polyethylene	160,747	264,006	113,652	449,751
3918901300	Oth floor coverings of polyethylene	57,071	721,247	76,957	981,589
3918901900	Oth floor coverings of oth plastics	51,641	491,467	94,929	750,298
3918909100	Wall or ceiling covering of polyethylene	152,263	483,820	180,291	836,201
3918909900	Wall or ceiling coverings of oth plastic	174,926	601,955	544,775	1,682,092
3919101000	Tape in roll, width <= 20 cm, of polymers of vinyl chloride	98,904	457,212	491,003	2,745,963
3919102900	Tape in roll, width <= 20 cm, of polyethylene used for other	40,371	375,366	307,010	1,482,161
3919102900	Tape in roll, width <= 20 cm, of polyethylene used for other	258,325	1,092,794	2,796,079	9,468,835
3919109000	Oth self-adhesive plate, sheet, film, in roll, width <= 20 cm, of oth plastics	576,837	2,846,063	3,271,938	19,746,590
3919901000	Oth self-adhesive plates, sheets, film, foil, tape of polymers of vinyl chloride	297,326	1,207,350	711,643	3,754,215
3919909000	Oth self-adhesive plates, sheets, film, foil, tape, strip of plastics	2,725,771	14,132,930	9,489,141	44,217,156
3920100000	Oth tape of polymer of ethylene, not form of telephonic/electric wire	2,203,379	12,041,916	6,373,892	31,446,339
3920200010	Bopp film, of polymers of propylene	2,268,557	13,258,427	4,134,541	22,762,397
3920200090	Oth tape of polymer of propylene used as an adhesive by melting	838,796	3,735,021	2,099,591	9,145,182
3920301000	Polymers of styrene used as an adhesive by melting	237	6,801	14,814	48,647
3920309000	Polymers of styrene not used as an adhesive by melting	35,522	176,967	185,068	707,022
3920430000	PVC tape weight > 6% of plasticizer used other than mfg of telephonic/electric wire	687,142	2,763,956	1,662,501	5,901,909
3920490000	Other of polymers of vinyl chloride	1,167,437	5,504,283	3,123,825	12,817,612
3920510000	Oth plate, sheet, film, foil, strip of acrylic polymers of methyl methacrylate	21	435	838	3,172
3920590000	Oth plates, sheets, film, foil & strip of acrylic polymer of methyl methacrylate	43,702	255,328	100,421	1,044,077
3920610000	Film, of polycarbonates	472,393	2,503,960	1,438,969	8,113,650
3920621000	Film, of poly(ethylene terephthalate) used as an adhesive by melting	1,800,449	4,757,383	5,144,438	14,528,475
3920629000	Oth plate, sheet, foil & strip of poly(ethylene terephthalate)	105,446	439,483	653,875	4,126,167
3920630000	Tapes, of unsaturated polyesters,	47,318	149,454	113,876	307,452
3920690000	Tapes, of oth polyesters, used as an adhesive by melting	2,208,245	6,835,979	5,098,534	16,964,066
3920711000	Cellophane film	237,927	1,074,112	1,114,232	5,013,131
3920712000	Viscose tear-off ribbon, foil	4,043	30,667	20,891	181,206
3920719000	Oth plate, sheet & strip of regenerated cellulose used other than adhesive by melting	18,522	36,272	92,028	207,385
3920730000	Cellulose acetate, plasticized, used as an adhesive by melting	0	53	0	2,485
3920790000	Plate, sheet, foil & strip of oth cellulose derivatives	0	4,593	0	4,053
3920911000	Film of poly(vinyl butyral), thickness 0.38~0.76 mm width <= 2m	138,774	682,767	662,685	3,558,148
3920919000	Oth film of poly(vinyl butyral), plate,	135,470	642,882	300,992	2,322,089
3920921000	Plate, sheet, foil & strip of nylon 6 of polyamides	12,662	29,149	48,271	286,391
3920929000	Plate, sheet, foil & strip of oth polyamides	54,458	205,281	247,136	910,117
3920931000	Plate, sheet, foil & strip of melamine, of amino-resins	2,560	12,697	24,000	109,274
3920939000	Oth plate, sheet, foil & strip of aminous oth than an adhesive by melting	0	9,327	0	65,185
3920941000	Phenol formaldehyde (bakelite) sheets	88,322	254,220	174,502	563,898
3920949000	Oth plate, sheet, foil & strip of phenolic resins	204	78,761	1,108	198,814
3920990010	Corrugated sheets & plates, of other plastics	23,084	781,445	97,100	901,481
3920990090	Oth plate, sheet, foil & strip of other plastics	652,355	2,324,342	1,009,259	4,941,715
3921111000	Plates & sheets, cellular, of polymers of styrene	390,007	1,190,757	640,538	2,106,052
3921119000	Film, foil & oth strip, cellular, of oth than plate and sheet	86,687	435,419	373,017	1,502,038
3921120000	Tapes of PVC, in plates & sheets formed as mfg telephonic/elect. wire	368,512	4,256,459	900,712	5,470,383
3921130000	Plates & sheets of polyurethanes	122,626	681,268	709,210	3,531,552
3921141000	Plates and sheets of regenerated cellulose	10,298	32,687	31,360	92,840
3921149000	Film, foil & oth strip of regenerated cellulose used in mfg telephonic/elect. wire	4,735	97,267	46,213	261,579
3921191000	Tapes in plate & sheet, of oth plastics	142,438	933,571	506,331	3,857,077
3921199000	Tapes in oth form, used in oth than mfg of telephonic/electric wire	2,036,823	7,411,904	2,077,635	8,856,013
3921902000	Plates & sheets, not cellular plate and sheet	1,542,654	6,473,725	1,893,239	8,046,178
3921909000	Film, foil & oth strip, not cellular other than plate and sheet	1,897,166	8,291,071	4,131,607	18,735,216
3922100000	Baths, shower-baths, sinks & washbasins	76,852	636,551	681,744	3,048,459
3922201000	Lavatory covers of plastic	38,000	214,663	252,316	1,102,621
3922202000	Lavatory seats, of plastics	17,314	45,300	45,824	112,117
3922201100	Parts of flushing cisterns, of plastics	20,384	61,125	102,254	337,861
3922201900	Flushing water closets (lavatory pans) and urinals	57,370	92,692	133,368	337,475
3922209000	Similar sanitary ware, of plastics	75,983	618,232	235,087	1,248,654
3923100000	Boxes used for cinematographic films, tape and disks	1,046,159	6,264,491	2,949,040	18,773,865
3923211000	Aseptic bag of polymers of ethylene with aluminium foil in forcing material	52,075	218,702	216,520	1,377,508
3923219000	Oth sacks & bags, of polymers of ethylene	690,549	3,874,796	2,524,282	10,741,624
3923290000	Oth articles for the conveyance or packing of goods of oth plastics	735,445	3,701,295	3,115,293	14,710,311
3923301000	Toothpaste tubes container, of plastic	394	2,468	10,619	51,882
3923309000	Carboys, bottles, flasks & similar article, not toothpaste tube container	967,626	5,711,946	3,814,282	21,079,155
3923400000	Spool, cop, bobbin & similar support	108,718	854,443	844,482	6,061,055

I.3. IMPOR MENURUT KOMODITI / IMPORT BY HS COMMODITY
 *** JUNI / JUNE 2010 ***

HS	Uraian Komoditi Commodity Description	Berat Bersih / Net Weight (Kg)		Nilai / Value C.I.F (US\$)	
		Bulan ini Current Month	Kumulatif Cum.Jan. to date	Bulan ini Current Month	Kumulatif Cum.Jan. to date
3923500000	Stoppers, lids, caps and other closures	750,913	3,214,793	4,196,693	18,342,324
3923900000	Oth articles for the conveyance/packinggoods of plastics	681,437	3,948,739	2,709,117	16,033,282
3924100000	Tableware & kitchenware	129,222	1,452,316	265,847	3,989,824
3924901000	Bed pans, urinals (portable type) & chamber pots	19,625	70,250	84,034	303,759
3924909000	Oth household & toilet articles, of plastics	597,822	2,937,557	2,538,028	12,650,252
3925100000	Reservoirs,tanks,vats & similar contain.capacity <= 300l	20,775	177,840	46,616	451,971
3925200000	Doors, windows & their frames & threshold for doors	152,526	979,181	212,286	1,225,413
3925300000	Shutters,blinds (includ venetian blinds)and similar articles and parts	47,319	313,723	78,942	682,398
3925900000	Oth builders ware of plastics, not elsewhere specified	223,680	1,569,747	483,823	2,166,191
3926100000	Office or school supplies of plastics	285,853	1,247,592	682,374	2,692,132
3926206000	Articles of apparel used for protectionof plastics	20,979	136,048	88,772	962,119
3926209000	Oth articles of plastics, including belt	469,295	2,590,447	3,321,320	14,878,344
3926300000	Fittings for furniture, coachworkor the like	171,169	621,019	511,747	2,224,291
3926400000	Statuettes & othornamental articles	69,368	365,714	172,785	915,915
3926901000	Floats for fishing nets, of plastics	107,649	532,655	1,005,133	6,577,506
3926902000	Fan & handscreen, frame & handlethereof and parts	54,945	553,090	184,550	2,373,548
3926903200	Plastic moulds with denture prints	0	2,855	0	25,551
3926903900	Oth hygienic, medical & surgical	325,123	975,908	2,359,898	9,757,255
3926904100	Police shields, of plastics	0	64	0	505
3926904200	Protective mask & similar article forused in welding & similar works	23,119	130,678	206,677	1,368,635
3926904400	Life saving cushions for protection ofpersons falling from heght	0	1,723	0	94,858
3926904500	Reflected light nails, of plastics	993	8,578	6,737	54,303
3926904900	Oth safety & protective devices,	48,202	432,685	214,420	1,772,342
3926905300	Transmission or conveyor belts or beltin	211,348	457,714	2,058,211	3,938,283
3926905500	Plastic j-hooks & bunch blocks fordetonator	6,430	58,607	162,248	1,263,144
3926905900	Oth industrial articles, of plastics	434,256	2,284,865	4,977,456	26,273,249
3926906000	Nipple former,breastshell,nipple shield,hand expression furnel	829	9,255	326	169,727
3926907000	Corset busks & similar supports forarticles of appared or clothing accessor	22,355	142,061	144,154	804,835
3926908000	Cards for jewelleryorsmall objects ofpersonal adornment	119,349	706,721	344,807	1,910,325
3926909000	Oth articles of plastics & othmaterial	3,163,956	15,250,139	9,857,295	51,482,894
4001101100	Natural rubber latex,cont ammonia >=0.5% catrige concentrate	1,118,000	5,683,760	2,409,274	10,850,991
4001101900	Natural rubber latex,cont ammonia >=0.5% processed by other methods	624,360	1,902,743	1,482,202	4,028,553
4001102100	Natural rubber latex,cont ammonia <0.5% centrifuge concentrate	0	76,400	0	210,240
4001102900	Natural rubber latex,cont ammonia <0.5% processed by other methods	5,087	357,308	40,838	941,334
4001211000	Natural rubber in smoked sheets,rss grade 1	0	45,000	0	88,520
4001214000	Natural rubber in smoked sheets,rss grade 4	0	177,632	0	538,232
4001219000	Natural rubber in oth forms	44,648	174,359	120,191	407,078
4001221000	Tsnr, standard indonesian rubberSIR 3 cv	0	296,658	0	723,589
4001222000	Tsnr, oth standard indonesianrubber	0	1,203,949	0	2,771,246
4001229000	Oth tehniclly specified naturalrubber (TSNR)	19,200	192,277	59,136	546,370
4001291000	Air-dried sheet,oth natural rubberin other form	0	20,001	0	65,802
4001297000	Skim rubber	0	21,001	0	62,088
4001298000	Scrap (tree,earthorsmoked) & cuplunp	0	8	0	134
4001299000	Oth natural rubber in oth forms	12,901	17,379	53,430	81,708
4001309900	Oth balata,gutta-percha,guayule,chiclesimilar, in other form	4,627	10,945	19,437	44,127
4002110000	Styrene-butadiene rubber (SBR), inlatex form	883,680	6,985,460	1,285,695	10,032,432
4002190000	Carboxylated styrene-butadine rubber(SBR) in other form	10,997,348	50,373,642	24,724,115	106,309,791
4002200000	Butadiene rubber (BR)	4,945,944	26,320,271	12,904,940	62,171,690
4002310000	Isobutene-isoprene (butyl) rubber (IIR)	1,495,465	7,229,216	6,219,182	26,813,122
4002390000	Halo isobutane-isoprene rubber(CIIR of BIIR)	511,928	2,380,458	1,957,705	9,022,120
4002410000	Chloroprene (chlorobutadiene) rubberin latex form	299,319	1,281,714	609,565	2,409,524
4002490000	Chloroprene (chlorobutadiene) rubberin other form	587,449	2,835,886	1,832,915	9,529,903
4002510000	Acrylonitrile-butadiene rubber (NBR),in latex form	593,575	3,411,024	860,062	4,769,854
4002590000	Acrylonitrile-butadiene rubber (NBR),in other form	469,731	2,481,051	1,494,093	6,496,442
4002601000	Isoprene rubber (IR) in primary forms	3,720	8,624	39,675	83,408
4002609000	Isoprene rubber (IR) in other forms	175,493	747,992	554,412	2,307,586
4002700000	Ethylene-propylene-non-conjugateddiene rubber (EPDM)	1,013,091	4,895,769	3,010,098	14,420,506
4002801000	Mixture of natural rubber latex withsyntetic rubber latex	0	276,087	0	646,909
4002809000	Oth mixture of natural rubber latex withsyntetic rubber latex	56,812	249,370	161,613	693,171
4002911000	Oth synthetic rubber latex & facticederived from oils of poly graft natural	100,293	1,120,247	185,555	1,685,705
4002919000	Oil synthetic rubber& factice derivedfrom oils of other latex	244,297	2,548,104	335,986	2,236,613
4002991000	Oth synthetic rubber & factice derivedfrom oils in oth form	64,317	247,710	214,726	1,063,260
4002999000	Oth synthetic rubber latex & facticederived from oils	216,485	1,034,445	757,167	3,597,744
4003000000	Reclaimed rubber in primary formsoarin plates, sheets or strips	1,256,584	7,820,944	793,639	5,396,492
4004000000	Waste,paring & scrap of rubber (othhard rubbers)	991,298	3,279,629	633,544	1,989,482
4005100000	Compounded rubber with carbon blacksilica, unvulcanised	378,775	1,932,064	1,900,666	8,924,091
4005200000	Compounded rubber with solutions,oth subheading 4005.10	30,434	384,282	84,558	648,352
4005910000	Compounded rubber,unvulcanised,inplates, sheets, & strip	206,891	1,263,612	615,324	4,263,999
4005990000	Compounded rubber,unvulcanised,inoth form	361,571	1,850,495	1,948,379	6,209,327
4006100000	"camel-back" strips for retreadingrubber tyres, unvulcanised	44,388	529,441	58,919	583,291
4006900000	Oth forms & articles of unvulcanisedrubbers	37,304	500,046	622,009	3,836,465
4007000000	Vulcanised rubber thread & cord.	326,943	1,489,615	1,451,129	6,531,264
4008110000	Plates, sheets, & strip of cellularrubber	215,100	1,519,322	479,778	4,649,718
4008190000	Oth forms of cellularrubber	35,410	841,195	171,640	1,030,978
4008210000	Plates, sheets & strip of non-cellularrubber	263,846	741,136	447,768	2,242,990
4008290000	Oth forms of non-cellular rubber	234,541	1,027,159	615,229	2,871,068
4009110000	Tube,pipe & hose, not reinforced/othermaterial without fitting	259,859	1,233,330	1,487,147	7,146,123
4009120000	Tube,pipe & hose, not reinforced/othermaterial with fitting	78,325	564,733	368,409	4,857,297

I.3. IMPOR MENURUT KOMODITI / IMPORT BY HS COMMODITY
 *** JUNI / JUNE 2010 ***

HS	Uraian Komoditi Commodity Description	Berat Bersih / Net Weight (Kg)		Nilai / Value C.I.F (US\$)	
		Bulan ini Current Month	Kumulatif Cum.Jan. to date	Bulan ini Current Month	Kumulatif Cum.Jan. to date
4009211000	Mining slurry suction & discharge hose,without fitting	7,277	8,365	336,804	350,598
4009219000	Oth tube,pipe & hose,reinforced withoth materials without fittings	200,837	978,101	1,784,305	8,829,492
4009221000	Mining slurry suction & discharge hose,with fittings	5,462	7,940	42,038	86,717
4009229000	Oth tube,pipe & hose,reinforced withoth materials with fitting	115,116	2,224,761	414,527	13,685,693
4009311000	Mining slurry suction & discharge hose,reinforced w textile, without fitting	24,972	29,318	31,236	120,130
4009319000	Oth tube,pipe & hose,reinforced withtextile, without fitting	299,156	1,186,810	2,278,342	9,787,409
4009321000	Mining slurry suction & discharge hose,reinforced w textile, with fitting	1,188	5,519	15,009	251,209
4009329000	Oth tube,pipe & hose,reinforced withtextile, with fitting	74,658	193,981	1,063,479	2,641,486
4009411000	Mining slurry suction & discharge hose,reinforced w oth materials, without fitt	44,440	101,172	36,819	123,819
4009419000	Oth tube,pipe & hose,reinforced withoth material, without fitting	227,908	1,431,590	945,262	4,660,015
4009421000	Mining slurry suction & discharge hose,reinforced w oth materials, with fitting	993	23,691,745	19,301	1,165,327
4009429000	Oth tube,pipe & hose,reinforced withoth material, with fitting	370,644	1,949,685	5,652,102	25,731,078
4010111000	Conveyor belts/belting,reinforced withmetal, width > 20cm	93,060	138,954	192,315	477,687
4010119000	Conveyor belts/belting,reinforced withmetal, width <= 20cm	43,268	323,993	269,034	2,322,228
4010121000	Conveyor belts/belting,reinforced withtextile, width > 20cm	26,095	241,375	68,351	642,494
4010129000	Conveyor belts/belting,reinforced withtextile, width <= 20cm	183,071	886,289	324,526	1,755,372
4010191000	Oth conveyor belts/belting, reinforcedwith oth; width > 20cm	60,599	234,460	291,187	1,690,058
4010199000	Oth conveyor belts/belting, reinforcedwith oth; width <= 20cm	424,350	2,004,144	752,959	7,648,120
4010310000	V-belts,V-ribbed,60cm<outside circum ference<=120cm	28,173	252,778	337,930	2,030,538
4010320000	V-belts,oth than V-ribbed,60cm<outside circum ference<=120cm	30,162	99,238	513,554	2,233,075
4010330000	V-belts,V-ribbed,120cm<outside circum ference<=240cm	4,980	28,798	86,899	462,774
4010340000	V-belts,oth than V-ribbed,120cm<outside circum ference<=240cm	221	1,260	5,559	26,841
4010350000	Endless synchronous belt,60cm<outside circum ference<=150cm	679	76,615	29,910	449,101
4010360000	Endless synchronous belt,150cm<outside circum ference<=198cm	1	292	194	8,817
4010390000	Oth transmission belts/belting	1,266,464	2,510,306	2,504,251	15,836,884
4011100000	New pneumatic tyres,of rubber of a kindused on motor cars	965,854	4,481,031	3,063,659	14,222,246
4011201000	New pneumatic tyre,of rubber used onbuses/lorries, width<450mm	3,208,030	16,165,960	6,228,103	31,247,836
4011209000	New pneumatic tyre,of rubber used onbuses/lorries, width>=450mm	698,321	4,017,392	1,780,690	9,483,919
4011300000	New pneumatic tyres,of rubber of akind used on aircraft	49,074	221,022	514,121	2,385,200
4011400000	New pneumatic tyres,of rubber of akind used on motorcycles	98,281	354,190	264,808	896,192
4011500000	New pneumatic tyres,of rubber of akind used on bicycles	172,205	566,822	198,182	1,173,576
4011610000	New pneumatic tyres,of rubber used onagricultural/forestry vehicles & machine	61,275	259,639	168,389	729,109
4011620000	New pneumatic tyres,of rubber, rimsize<61 cm,used on const/ind.vehicles mach.	92,775	410,346	330,565	1,460,576
4011630000	New pneumatic tyre,of rubber,rim size>=61cm, used on const/ind.vehicles mach	40,408	228,058	132,462	1,002,613
4011690000	New pneumatic tyre,of rubber,used for oth purpose	888,811	5,188,294	4,579,970	25,697,769
4011920000	Oth new pneumatic tyre,of rubber,usedon agricul./forestry vehicles mach.	135,558	623,316	350,117	1,638,668
4011930000	Oth new pneumatic tyre,of rubber,rimsize<61 cm,used on const/ind.vehicles ma	389,847	1,735,705	915,771	2,330,902
4011941000	Oth new pneumatic tyre,of rubber,rimsize>=61cm, used on earth mov.mach.	38,972	408,294	184,775	1,750,910
4011949000	Oth new pneumatic tyre,of rubber,rimsize>=61cm, used for oth. purposer	774,630	4,418,733	5,290,335	29,801,251
4011991000	Oth new pneumatic tyre,of rubber,used on vehicles of chap.87	1,143,519	7,425,305	6,409,732	41,047,151
4011992000	Oth new pneumatic tyre,of rubber,used on earth moving mach.	292,771	1,607,989	1,509,020	8,914,375
4011993000	Oth new pneumatic tyre,of rubber,used for oth, width>450mm	2,206	689,314	8,158	20,522,802
4011999000	Oth new pneumatic tyre,of rubber,used for oth, width<450mm	788,977	2,487,218	5,095,004	15,214,810
4012110000	Retreaded tyres,used on motor cars	65	216	260	894
4012121000	Retreaded tyres,used on buses/lorries,width<450mm	354	354	905	905
4012129000	Retreaded tyres,used on buses/lorries,width>=450mm	48,426	205,808	138,155	583,255
4012130000	Retreaded tyres,used on aircraft	6,055	73,306	34,414	402,447
4012192000	Retreaded tyres,used on bicycles	35,229	35,305	96,105	96,418
4012194000	Retreaded tyres,used on oth vehiclesof chapter 87	0	127	0	1,044
4012199000	Retreaded tyres,used for oth purposed	2,379	6,926	16,488	39,790
4012201000	Used pneumatic tyres,used on motor cars	8	8	187	187
4012202900	Used pneumatic tyres,used on buses/lorries, width>=450mm	2,409	3,372	1,881	2,982
4012209900	Used pneumatic tyres,used on othpurposes, oth than of furskin	0	1,029	0	1,386
4012901100	Solid tyres, of ext dia < 100 mmfor vehicles of chapter 87	2,683	15,014	24,936	100,024
4012901200	Solid tyres, 100 mm< ext dia < 100 mmfor vehicles of chapter 87	290	1,496	7,674	20,422
4012901400	Oth solid tyres,external diameter > 250width<450mm, used of chap.87.	310	9,351	5,889	34,402
4012901500	Oth solid tyres,external diameter >250,width>450mm, used of chap.87.09.	6	117	162	556
4012901600	Oth solid tyres,external diameter>250mm,of a width > 450 mm	0	117,289	0	460,360
4012901900	Other solid tyres	6,065	67,270	19,662	319,023
4012902100	Solid tyres,enternal diameter <100 mm,	2	101	442	4,025
4012902900	Oth cushion tyres	102	10,121	876	28,998
4012908000	Tyre flaps	26,106	104,074	120,310	371,645
4012909000	Oth retreaded/used pneumatic,solid/cushion tyres, of rubber	80,668	474,876	161,474	1,183,409
4013101100	Inner tubes,of rubber,used on motor carwidth tyres<450mm	26,420	244,291	66,266	558,806
4013101900	Inner tubes,of rubber,used on motor carwidth tyres>450mm	24,865	58,769	85,321	185,850
4013102100	Inner tubes,of rubber,used on bus/lorriwidth tyres<450mm	42,395	105,221	132,606	329,129
4013102900	Inner tubes,of rubber,used on bus/lorriwidth tyres>450mm	7,151	151,475	4,726	250,164
4013200000	Inner tubes,of rubber,used on bicycles	41,445	490,565	70,567	802,853
4013901100	Inner tube,of rubber,use on earth movingwidth tyres<450mm	296	8,366	1,011	67,602
4013901900	Inner tube,of rubber,use on earth movingwidth tyres>450mm	587	7,827	2,621	22,846
4013902000	Inner tube,of rubber,used on motorcycleor motor scooters	229,698	830,649	208,027	702,716
4013903100	Inner tube,of rubber,used on oth vehicleof chap.87, width tyres<450mm	298	877	850	6,413
4013903900	Inner tube,of rubber,used on oth vehicleof chap.87, width tyres>450mm	8,542	45,616	8,455	62,520
4013909100	Oth inner tube,of rubber,suitable forfitting to tyres of width<450mm	27,505	91,981	32,759	296,331
4013909900	Oth inner tube,of rubber,suitable forfitting to tyres of width>450mm	42,494	300,118	152,144	423,262
4014100000	Sheath contraceptives	148,234	434,438	1,336,336	4,535,188
4014901000	Teats for feeding bottles & similar kind	20,316	73,900	155,247	740,343
4014904000	Stoppers for pharmaceutical use	25,803	159,664	487,461	3,082,301

I.3. IMPOR MENURUT KOMODITI / IMPORT BY HS COMMODITY
 *** JUNI / JUNE 2010 ***

HS	Uraian Komoditi Commodity Description	Berat Bersih / Net Weight (Kg)		Nilai / Value C.I.F (US\$)	
		Bulan ini Current Month	Kumulatif Cum.Jan. to date	Bulan ini Current Month	Kumulatif Cum.Jan. to date
4014909000	Oth hygienic/pharmaceutical articles,ofvulcanised rubber	20,799	98,295	222,594	1,066,524
4015110000	Gloves, mittens & mitts, surgical	99,180	561,035	600,776	3,178,363
4015190000	Gloves, mittens & mitts, for otherpurposed	124,824	675,429	574,671	2,746,282
4015900000	Oth article of apparel, clothing accessfor all purposed	21,860	120,073	181,506	1,122,568
4016100000	Oth articles of vulcanised rubber otherof cellular rubber	78,196	238,185	106,729	726,860
4016911000	Mats	48,877	417,117	149,106	1,390,609
4016919000	Floor coverings	84,934	175,410	123,790	488,234
4016921000	Eraser tips	89,878	398,842	436,695	1,695,283
4016929000	Other erasers	35,980	248,299	103,565	1,116,186
4016931000	Gaskets, coverings & oth, packing forelectrolytic capacitor	15,867	158,290	506,146	2,951,389
4016939000	Oth gaskets, washers & oth seals	722,967	4,711,976	8,433,434	49,486,718
4016940000	Boat/dock fenders,whether/not inflatable	116,286	441,654	725,528	1,809,168
4016950000	Oth artides of vulcanised rubber,	63,014	143,889	169,837	534,885
4016991100	Oth article of vulcanised rubber,for vhc of heading 87.02~87.05&87.11	306,533	1,627,216	4,637,559	22,862,393
4016991200	Oth article of vulcanised rubber,forvehicles 87.09,87.13,87.15&87.16	15,362	46,057	161,173	582,767
4016991700	Oth article of vulcanised rubber,forfor bicycles of heading 87.12	0	5,745	0	17,740
4016991900	Oth parts & access for vehicles ofrubber	47,788	211,350	411,881	1,811,158
4016992000	Parts & access of rotochutes ofheading 88.04	53	12,571	466	216,941
4016993000	Rubber bands	201,956	487,191	340,804	1,398,714
4016995100	Rubber rollers	130,334	708,543	605,080	2,598,102
4016995900	Oth article of a kind used in machinery/mechanical/electrical appliances, & oth	67,718	351,241	981,148	5,452,709
4016996000	Rail pad, of rubber	1,025	6,961	11,330	92,710
4016997000	Structural bearings including bridgebridge bearings, oth than rail pad	1,219	29,757	65,723	213,479
4016998000	Rubber grommets & rubber cover forautomotive wiring harness	397,718	781,988	2,226,830	8,547,472
4016999000	Oth articles of vulcanised rubber foroth purposed	241,372	1,482,944	1,946,440	11,275,108
4017000000	Hard rubber in all form,include waste & scrap, articles of hard rubber	39,029	355,718	358,257	1,763,429
4101200000	Whole hide & skin,weight/skin<8kg(simplydried), 10kg(dry-salt), 16kg(fresh)	1,054,366	4,041,901	475,084	1,800,814
4101500000	Whole hide & skin,of a weight >16 kg	144,767	269,301	333,736	392,378
4101900000	Oth raw hides & skin of bovine/equineanimals	181,789	1,295,408	63,088	482,056
4102100000	Raw skins of sheep/lambs with wool on	19,743	139,028	42,185	257,702
4102210000	Raw skins of sheep/lambs without wool on, pickled	0	19,996	0	129,896
4102290000	Oth raw skins of sheep/lambs withoutwool on, not pickled	358,038	1,489,488	162,731	759,810
4103200000	Raw hide & skin of reptiles	470	470	17,269	17,269
4103900000	Raw hide & skin of oth animal	96,766	653,606	38,906	295,370
4104110010	Bovine leather,vegetable pre-tannedfull grains, wet state	234,610	704,841	723,356	2,378,529
4104110090	Oth tanned/crust hide & skin of bovine,wet state, full grains	957,954	4,380,344	970,715	5,637,768
4104190000	Oth tanned/crust hide & skin of bovine,wet state, not full grains	741,426	2,625,372	2,142,135	8,271,117
4104410000	Crust vegetable (semi-tanned) hide & skins, full grains	333,028	1,985,001	3,888,434	25,315,478
4104490000	Oth crust vegetable (semi-tanned) hide& skin, full grains	280,851	1,231,015	1,482,260	9,027,389
4105100000	Tanned/crust skins of sheep/lamb,without wool on, in the wet state	159,376	531,918	1,007,774	3,878,598
4105300000	Tanned/crust skins of sheep/lamb,without wool on, in dry state	2,500	16,278	134,289	823,180
4106210000	Tanned/crust hide & skin of goat/kid,in the wet state	659	729	4,860	5,469
4106220000	Tanned/crust hide & skin of goat/kid,in the dry state	6,378	21,157	84,577	325,261
4106320000	Tanned/crust hide & skin of swinein the dry state	4,151	9,130	99,322	199,214
4106920000	Oth tanned/crust hide & skin of oth,animals in the dry state	0	3,841	0	223,842
4107110000	Whole hides&skins,full grains,unsplitsof bovine/equine animals	78,110	533,166	1,406,469	8,066,219
4107120000	Whole hides & skins,grains splits,ofbovine/equine animals	17,871	439,964	345,662	7,983,461
4107190000	Oth whole hides & skins,of bovine/equine animals, in oth form	369,769	1,864,252	7,344,450	27,883,410
4107910000	Oth whole hide & skin,including side,ofbovine/equine animals, full grains	8,967	62,107	180,115	1,043,151
4107920000	Oth whole hide & skin,including side,ofbovine/equine animals, grain splits	53,850	77,799	1,201,355	1,793,977
4107990000	Oth whole hide & skin,including side,ofbovine/equine animals, in oth forms	154,403	823,907	2,126,158	9,021,001
4112000000	Leather further prepared after tanning,oth than leather of heading 41.14	43,729	162,262	943,969	3,571,311
4113100000	Leather further prepared after tanning,of goats or kids	37,713	115,213	1,098,042	4,110,550
4113200000	Leather further prepared after tanning,of swine	66,721	200,507	606,709	2,332,007
4113300000	Leather further prepared after tanning,of reptiles	83	1,020	8,971	25,590
4113900000	Leather further prepared after tanning,of oth animals	1,281	21,479	49,931	540,376
4114100000	Chamois (including combinationchamoss leather	29,624	143,829	123,063	489,832
4114200000	Patent leather & patent laminatedleather, metalised leather	98,594	560,810	872,552	7,138,858
4115100000	Composition leather with basis ofleather in slabs, sheets/strip	8,538	93,521	329,062	2,771,156
4115200000	Paring&oth waste/of composition leather,not suitable for manuf. of leather artic	6,500	32,332	2,470	45,719
4201000000	Saddlery & harness for any animalof any materials	4,258	10,082	26,497	57,532
4202110000	School satchel,with outer surface ofleather, compositions/patent leather	37,939	194,597	267,276	783,847
4202119000	Trunk,suit,vanity,executive,brief-caseswith outer surface of leather	27,005	104,893	103,434	871,300
4202121000	School satchel,with outer surface ofplastics/textile materials	46,326	117,047	90,709	191,196
4202129000	Trunk,suit,vanity,executive,brief-casesw out surface of plastics/textile mat.	716,494	2,961,171	2,323,355	9,663,904
4202191000	School satchel,trunk,suit,vanity,brief,of wood, iron, steel or zinc	488	13,471	5,525	38,694
4202199000	School satchel,trunk,suit,vanity,brief,ot oth materials	128,482	623,884	679,061	3,818,659
4202210000	Hand bag with outer surface of leatheror of patent leather	250,109	1,069,511	1,578,440	6,431,261
4202220000	Hand bag with outer surface of plasticsheeting or of textile materials	410,518	1,623,522	1,547,587	9,712,153
4202290000	Hand bag with other outer surface	740,938	2,679,450	1,910,631	7,720,796
4202310000	Artcl in pocket/hand bag with outersurface of leather or of patent leather	18,642	100,097	119,623	986,948
4202320000	Artcl in pocket/hand bag with outersurface of plastics or of textile	117,072	512,687	358,807	1,932,177
4202390000	Article of kind normally carried pocketor in handbag with outer srfc of other	126,371	505,805	302,013	1,174,086
4202911000	Sport bags,with outer surface of leathercomposition leather/of patent leather	2,595	9,433	10,291	39,290
4202919000	Oth artcls with outer surface of leatheror of patent leather	15,753	79,040	233,809	1,252,891
4202921000	Bowling bags with outer surface ofplastic or of textile materials	4,372	14,222	22,928	95,701
4202929000	Other articles with outer surface ofplastic or of textile materials	60,452	216,504	375,231	2,138,256
4202991000	Bags, with outer surface of copper	1,351	5,009	5,515	27,421

I.3. IMPOR MENURUT KOMODITI / IMPORT BY HS COMMODITY
 *** JUNI / JUNE 2010 ***

HS	Uraian Komoditi Commodity Description	Berat Bersih / Net Weight (Kg)		Nilai / Value C.I.F (US\$)	
		Bulan ini Current Month	Kumulatif Cum.Jan. to date	Bulan ini Current Month	Kumulatif Cum.Jan. to date
4202999000	Oth than trunk, suit-cases,handbags,& similar containers	68,470	249,908	209,165	897,846
4203100000	Articles of apparel of leather or of composition leather.	6,672	29,624	104,453	484,023
4203210000	Gloves, mittens & mitts specially designed for use in sports of leather	3,445	7,867	150,166	255,671
4203291000	Protective work gloves of leather or of composition leather	44,904	203,876	174,012	772,162
4203299000	Oth gloves, mittens & mitts of leather or of composition leather	38,808	89,763	245,790	423,148
4203300000	Belts & bandoliers of leather or of composition leather	114,620	433,527	661,645	2,310,705
4203400000	Oth clothing accessories of leather or of composition leather	32,053	53,146	261,581	589,265
4205001000	Oth articles of leather or of composition leather, boot laces ; mats	5,867	20,239	69,422	246,055
4205002000	Oth articles of leather, industrial safety belt & harnesses	2,776	48,689	40,844	306,659
4205003000	Leather strings or cords for jewelry or personal adornment	509	4,709	2,382	39,142
4205004000	Oth articles of leather/ of composition leather of a kind used in machinery	458	3,936	3,204	57,497
4205009000	Oth articles of leather oth than boot laces, safety belt & leather string	3,540	26,167	13,310	228,783
4301100000	Raw furskins of mink, whole, with or without head, tail or paws	1	1,180	25	34,279
4301300000	Raw furskins of lamb, the following astrakhan, broadtail, caracul, persian	0	339	0	4,543
4301600000	Raw furskins of fox, whole, with or without head, tail or paws	0	28	0	4,457
4301800000	Oth furskins, whole, with or without head, tail or paws	0	123	0	78,140
4301900000	Raw furskins, head, tails, paws & oth pieces/cuttings, suitable for furriers	1	1	44	44
4302190000	Tanned or dressed furskins, oth than of mink & of lamb	5,315	9,424	78,039	156,368
4302200000	Tanned or dressed furskins, head, tails, paws, oth pieces/cutting not assembled	17	17	5,753	5,753
4303100000	Articles of apparel, clothing accessories of fur skin	14,701	48,565	247,636	977,971
4303902000	Article for industrial purposes, oth than of fur skin	0	1	0	19
4303909000	Oth than sport bag & article for industrial purposes, oth than of fur skin	297	1,156	542	20,070
4304001000	Artificial fur	628	6,985	5,550	21,749
4304002000	Article for industrial purposes of artificial fur	11,264	16,298	82,169	125,816
4304009100	Sport bags of artificial fur	15	15	57	57
4304009900	Artificial fur & articles thereof oth article for industrial purposes & sport bags	9,643	15,517	55,661	80,614
4401100000	Fuel wood, in logs, in billets, in twigs, faggots or in similar forms	5,735,345	19,345,051	1,221,159	4,340,193
4401210000	Coniferous, wood in chips or particles	0	115,000	0	23,949
4401220000	Non-coniferous	0	27,719	0	41,662
4401300000	Sawdust & wood waste & scrap, whether or not agglomerated in logs, briquet, pellet	125,601	765,537	75,501	328,380
4402100000	Wood charcoal (including shell or nut charcoal), of bamboo	446	446	4,224	4,224
4402900000	Wood charcoal (including shell or nut charcoal), of oth than bamboo	327	30,631	20,286	88,472
4403101000	Baulks, wood in the rough, treated with paint, stains, creosote/ oth preservatives	15,375	144,901	34,772	196,003
4403109000	Oth baulk, sawlog, pit props, poles, pile treated with paint	401,714	1,098,286	162,021	378,619
4403209010	Coniferous, oil damar, pulpwood	0	3,508	0	58,881
4403209090	Oth wood in the rough	3,095,046	14,408,835	262,000	1,050,656
4403411000	Baulks of dark red meranti, light red meranti & meranti bakau	0	42,568	0	18,186
4403419090	Oth pulp, baulk, of dark red meranti light red meranti & meranti bakau	178,076	791,516	12,404	46,150
4403491000	Oth baulks of dark red meranti light red meranti & meranti bakau	0	18,000	0	13,179
4403499010	Pulpwood of oth tropical wood	0	52,864	0	100,269
4403499090	Oth pulp, baulk, sawlog, pit props, poles of tropical wood	7,921	140,740	13,840	126,285
4403911000	Baulks, sawlogs and veneer logs of oak	1,463,993	3,562,722	490,047	1,372,227
4403919090	Oth pulp, baulk, sawlog, pit props, poles of oak	1,036,627	8,487,159	319,509	3,113,133
4403921000	Baulks, sawlogs and veneer logs of beech	95,000	187,000	19,470	41,168
4403929090	Oth pulp, baulk, sawlog, pit props, pole of beech, oth than pulpwood	0	16,563	0	2,346
4403991000	Baulks, oth meranti, beech, oak, tropical wood, ramin, keruing, kapur	384,256	475,937	184,097	376,462
4403999090	Oth pulp, baulk, sawlog, pit props, poles of meranti, tropic wood, ramin, keruing, kapur	153,950	1,492,659	57,204	373,872
4404200000	Hoopwood, split poles, pickets & the like of non coniferous	18,000	85,508	4,209	21,765
4405000000	Wood wool, wood flour.	285,171	941,055	148,757	505,748
4406100000	Railway or tramway sleepers (cross-ties) of wood not impregnated	0	132,000	0	17,785
4406900000	Railway or tramway sleepers (cross-ties) of wood impregnated	0	1,938	0	3,931
4407100010	Coniferous, planed of a thickness > 6mm	746,693	4,424,307	594,708	3,243,490
4407100020	Coniferous, sanded or end jointed thickness > 6mm	34,240	218,766	60,268	210,908
4407100090	Coniferous, oth sanded or end jointed & planed, thickness > 6mm	6,143,778	29,569,655	3,053,734	13,684,520
4407210010	Mahogany, planed, thickness > 6mm	0	48,750	0	52,544
4407210090	Mahogany, oth planed, sanded or end jointed, thickness > 6mm	0	8,798	0	35,952
4407251090	Dark meranti/ light red meranti, oth planed, sanded thickness > 6mm	540,776	3,153,967	326,688	1,907,760
4407260010	White lauan, meranti, seraya, yellow meranti & alan, planed, thickness > 6mm	0	25,680	0	20,100
4407270090	Sapelli other planed, sanded or end jointed, thickness > 6mm	0	113,125	0	141,671
4407280090	Iroko other planed, sanded or end jointed, thickness > 6mm	69,653	109,181	93,116	119,119
4407291110	Wood, planed of jelutong thickness > 6mm	24,453	24,453	51,251	51,251
4407291900	Jelutong oth planed & sanded or end jointed, thickness > 6mm	0	391,069	0	619,030
4407293900	Kempas oth planed & sanded or end jointed, thickness > 6mm	11,929	83,933	14,019	97,418
4407294900	Keruing wood, oth planed, & sanded or end jointed, thickness > 6mm	0	204,680	0	152,159
4407296900	Teak wood, oth planed & sanded or end jointed, thickness > 6mm	0	65,745	0	198,077
4407297090	Balau wood, oth planed & sanded or end jointed, thickness > 6mm	24,000	31,577	53,632	68,266
4407299900	Oth tropical wood, oth sanded or end jointed & planed, thickness > 6mm	218,027	891,528	122,323	386,143
4407910010	Oth of oak wood, planed thickness > 6mm	112,616	258,820	80,861	185,981
4407910020	Oth of oak wood, sanded or end jointed, thickness > 6mm	0	136,160	0	82,446
4407910090	Oth of oak wood, oth planed & sanded or end jointed, thickness > 6mm	2,737,414	10,505,426	2,023,727	7,387,872
4407920010	Oth of beech wood, planed thickness > 6mm	22,440	44,890	8,252	17,742
4407920090	Oth of beech wood, oth planed & sanded or end jointed, thickness > 6mm	119,400	639,921	96,062	433,830
4407930010	Oth of maple wood, planed thickness > 6mm	96,704	146,708	126,125	230,470
4407930020	Oth of maple wood, sanded or end jointed, thickness > 6mm	0	225,366	0	185,489
4407930090	Oth of maple wood, oth planed & sanded or end jointed, thickness > 6mm	216,574	1,834,932	365,022	1,329,677
4407940090	Oth of cherry wood, oth planed & sanded or end jointed, thickness > 6mm	0	351,053	0	87,245
4407950090	Oth of ash wood, oth planed & sanded or end jointed, thickness > 6mm	58,145	1,188,478	116,737	1,551,029
4407990010	Oth wood sawn or chipped lengthwise, sliced or peeled, planed thickness > 6mm	128,676	744,975	131,280	594,181

I.3. IMPOR MENURUT KOMODITI / IMPORT BY HS COMMODITY
 *** JUNI / JUNE 2010 ***

HS	Uraian Komoditi Commodity Description	Berat Bersih / Net Weight (Kg)		Nilai / Value C.I.F (US\$)	
		Bulan ini Current Month	Kumulatif Cum.Jan. to date	Bulan ini Current Month	Kumulatif Cum.Jan. to date
4407990020	Oth wood sawn or chipped lengthwise,sanded or end jointed thickness>6mm	44,450	177,800	55,800	223,200
4407990090	Oth wood sawn or chipped lengthwise,planed or sanded thickness>6mm	1,772,786	9,011,871	1,762,497	7,489,559
4408101000	Cedar wood slats prepared for pencilmanufact;radiata pinewood for blockboard	0	137,373	0	379,186
4408103000	Face veneer sheets, coniferous	39,533	342,493	149,397	743,686
4408109000	Coniferous,oth cedar wood slats,faceveneer sheets	341,902	1,738,521	417,385	2,257,175
4408310000	Dark red meranti, light red meranti andmeranti bakau of the tropical wood	46,000	764,227	41,484	477,785
4408399000	Oth jelutong wood and oth woodprepared for pencil manufact	233,220	1,889,587	435,121	3,241,705
4408900000	Oth sheets for veneering and of thetropical wood of thickness < 6 mm	370,568	2,854,428	841,287	5,406,054
4409100000	Coniferous wood cotin shaped	15,655	57,170	54,014	107,916
4409210000	Non coniferos wood cotin shapedof bamboo	20,457	116,273	12,542	90,658
4409290000	Oth non coniferous oth teak stripsfriezes for parquet flooring	155,717	534,288	165,786	645,952
4410110000	Particle board & similar board of wood	18,291,933	111,632,210	4,342,683	25,419,040
4410120000	Oriented strand & waferboard of wood	4,002	78,905	8,562	38,632
4410190000	Oth particle board,oriented strand board(osb) of wood	1,123,608	5,751,284	533,273	2,359,312
4410900000	Particle board & similar board ofother ligneous materias	56,252	673,353	143,353	315,220
4411120000	Medium density fibreboard (mdf)of a thickness < 5mm	3,209,140	13,808,722	1,353,113	5,558,106
4411130000	Medium density fibreboard (mdf)of a thickness > 5mm and < 9 mm	670,966	3,709,201	345,716	1,876,223
4411140000	Medium density fibreboard (mdf)of a thickness > 9 mm	4,968,154	23,150,899	2,169,196	9,356,230
4411920000	Oth fibreboard of a density >0.8g/cm3	313,465	1,960,669	245,880	1,247,551
4411930000	Oth fibreboard of 0,5g/cm<density<0,8g/cm3	650,369	7,524,042	273,370	2,920,110
4411940000	Oth fibreboard of a density <0.5g/cm3	391,070	1,859,511	151,053	730,596
4412100000	Plywood,veneered panel&similar laminated of bamboo	25,953	119,956	90,279	348,542
4412310000	Oth plywood,each thick.<6mm with atleast one outer ply of tropical wood	109,293	266,451	202,843	402,640
4412320000	Oth plywood,each thick.<6mm with atleast one outer ply of non coniferous	649,400	3,454,333	425,584	2,358,960
4412390000	Oth plywood consisting solely of sheetsof wood of each thick < 6 mm	3,080,202	15,966,589	1,549,003	8,283,111
4412940000	Oth plywood of blockboard,laminboardand battenboard	22,565	59,298	21,346	145,408
4412990000	Veneered panels&similar w/at least oneother wood	1,484,763	8,425,427	754,772	4,739,255
4413000000	Densified wood, in blocks,plates,stripsof profile shapes.	6,032	301,986	38,852	608,704
4414000000	Wooden frames for paintings, photo-graphs mirrors or similar objects.	8,601	63,542	14,150	238,064
4415100000	Cases, boxes, crates, drums & similarpackings; cable-drums	65,158	154,698	114,335	387,852
4415200000	Pallets,box pallets& other load boards;pallet collars	253,112	1,454,304	1,627,822	8,119,193
4416001000	Staves of wood	0	3,524	0	12,533
4416009000	Casks,barrels,vats,tubs&other coopersproducts & parts thereof, of wood	8,459	9,460	8,621	16,030
4417000000	Tools,tool bodies,tool handles,broom orbrush bodies & handles, of wood	136,680	498,969	294,147	993,228
4418100000	Windows,french-windows&their framesof wood	0	5	0	45
4418200000	Doors & their frames & thresholdsof wood	30	229,339	1,375	268,805
4418400000	Shuttering for concrete construal workof wood	0	36,433	0	236,168
4418500000	Shingles & shakes of wood	0	2,862	0	35,881
4418720000	Assembled flooring panel for multilayerof wood	16,830	391,760	66,654	508,493
4418790000	Oth assembled flooring panels of wood	13,787	123,038	9,164	106,424
4418901000	Cellular wood panelscellular wood panels	0	2,536	0	1,142
4418909000	Other builders joinery & carpentryof wood	338,287	1,094,767	329,561	1,052,381
4419000000	Tableware and kitchenware, of wood.	24,357	148,550	41,848	168,716
4420100000	Statuettes & oth ornaments, of wood	11,372	22,806	15,017	43,544
4420901000	Wooden articles of furniture not fallingin chapter 94	3,406	21,583	20,612	59,021
4420909000	Oth wood marquetry and inlaid,casketand similar articles of wood	44,062	180,155	100,886	403,454
4421100000	Clothes hangers of wood	76,353	309,852	331,527	1,164,548
4421901000	Spools, cops & bobbins, sewing threadreels and the like of wood	0	4,062	0	18,413
4421902000	Match splints	19	13,510	166	40,148
4421903000	Wooden pegs or pins for footwear	18,957	51,266	40,140	105,809
4421904000	Candy-sticks, ice-cream sticks & icecream spoons	116,969	454,771	75,737	311,252
4421907000	Fans & handscreens, frames & handlesof wood	876	57,989	1,843	56,287
4421908000	Toothpicks of wood	65,434	278,185	91,877	225,315
4421909100	Horse and bullock gear of wood	1,376	3,014	8,442	21,518
4421909200	Prayer beads of wood	765	6,102	4,139	41,458
4421909900	Other wooden articles	75,178	562,389	314,779	1,574,193
4501100000	Natural cork, raw or simply prepared	658	2,015	7,869	25,494
4501900000	Waste cork; crushed, granulated orground cork.	5,824	13,491	10,234	37,573
4502000000	Natural cork,debarked or roughly squaredor in rectangular (includ square)blocks	7,999	11,743	8,464	15,097
4503100000	Corks and stoppers	96	9,256	2,172	44,176
4503900000	Other articles of natural cork.	10,824	86,747	28,929	233,382
4504100000	Blocks, plates, sheets & strip; tiles ofany shape; of agglomerated cork	6,922	23,562	52,289	168,901
4504900000	Other articles of agglomerated cork	28,087	228,514	148,415	816,418
4601210000	Mats, matting and screens of vegetablematerials of bamboo	0	101,004	0	107,547
4601220000	Mats, matting and screens of vegetablematerials of rattan	180	8,653	5,423	19,058
4601290000	Oth mats,matting & screens of vegetablevegetable of material	147	833	1,629	3,986
4601921000	Plaits and similar products of plaitingmaterial of bamboo	125	125	36	36
4601929000	Other products of bamboo	292	3,420	1,571	12,036
4601939000	Other products of rattan	0	11	0	688
4601991000	Mats and matting of other material	448	1,918	4,530	35,345
4601992000	Plaits & similar products of plaitingof other material	0	6,863	0	27,763
4601999000	Screens of other material	791	20,893	19,257	78,535
4602110000	Basketwork, wickerwork & other articles,of vegetable material of bamboo	300	4,857	1,732	13,874
4602120000	Basketwork, wickerwork & other articles,of vegetable material of rattan	0	235	0	3,424
4602190000	Basketwork, wickerwork & other articles,other vegetable material	3,649	14,974	15,581	59,935
4602900000	Basketwork, wickerwork & other articles,of other materials	374	19,007	2,443	214,803
4701000000	Mechanical wood pulp.	10,494,529	65,456,363	6,881,840	39,015,913
4702000000	Chemical wood pulp, dissolving grades.	36,816,650	165,646,725	37,155,683	162,677,212

I.3. IMPOR MENURUT KOMODITI / IMPORT BY HS COMMODITY
 *** JUNI / JUNE 2010 ***

HS	Uraian Komoditi Commodity Description	Berat Bersih / Net Weight (Kg)		Nilai / Value C.I.F (US\$)	
		Bulan ini Current Month	Kumulatif Cum.Jan. to date	Bulan ini Current Month	Kumulatif Cum.Jan. to date
4703110000	Chemical wood pulp, soda, oth than dissolving grades,unbleached,coniferous	3,630,622	18,271,646	2,698,533	11,944,528
4703210000	Chemical wood pulp, soda, oth than dissolving grades,bleached,coniferous	44,256,005	210,226,896	34,665,803	146,205,869
4703290000	Chemical wood pulp, soda, oth than dissolving grades,bleached,non coniferous	6,822,122	68,370,525	5,943,600	47,145,624
4704110000	Chemical wood pulp,sulphite,oth than dissolving grades,unbleached,coniferous	717,052	3,372,644	488,155	2,051,935
4704190000	Chemical wood pulp,sulphite,oth than dissolving grades,unbleached,non coniferous	2,114	3,884	8,300	16,600
4704210000	Chemical wood pulp,sulphite,oth than dissolving grades,bleached,coniferous	2,137,631	8,599,062	1,818,655	6,286,312
4704290000	Chemical wood pulp,sulphite,oth than dissolving grades,bleached,non coniferous	4,540	47,025	9,175	93,398
4705000000	Wood pulp obtained by a combination of mechanical & chemical pulping processes	8,189,761	40,051,544	5,415,509	24,967,503
4706100000	Cotton linters pulp	636,433	2,429,874	1,844,980	7,890,750
4706200000	Pulps of fibres derived from recovered(waste & scrap) paper or paperboard	5,670	317,723	12,899	247,208
4706300000	Pulps of fibres derived from recovered of oth than bamboo	0	3,623	0	47,529
4706910000	Mechanical pulps of fibres derived from recovered paper or paperboard	1,075,558	3,245,749	808,735	2,485,195
4706920000	Chemical pulps of fibres derived from recovered paper or paperboard	1,379,225	3,718,096	1,580,165	4,647,186
4706930000	Semi chemical pulps of fibres derived from recovered paper or paperboard	0	51,840	0	185,536
4707100010	Unbleached kraft paper or paperboard for paper making purposes	161,066,334	742,768,724	36,883,451	156,473,791
4707100090	Unbleached kraft paper or paperboard for oth purposes	175	5,532	12,234	26,144
4707200010	Oth paper,bleached chemical pulp,not colored, for paper making purposes	14,334,200	68,489,099	5,745,130	24,275,621
4707200090	Oth paper,bleached chemical pulp,not colored, for oth purposes	1,740	3,996	4,957	22,562
4707300010	Paper made mainly of mechanical pulp for paper making purposes	73,463,068	363,670,113	19,974,226	82,819,535
4707300090	Paper made mainly of mechanical pulp for oth purposes	2,586	13,767	6,043	48,557
4707900010	Other paper, unsorted waste & scrap, for paper making purposes	11,716,979	89,316,209	2,411,152	15,425,853
4707900090	Other paper, unsorted waste & scrap, for oth purposes	0	2,148	0	20,001
4801001000	Newsprint, in rolls or sheets, weighing not more than 55 g/m2	82,868	896,866	32,794	520,636
4801009000	Newsprint, in rolls or sheets, weighing more than 55 g/m2	695,514	2,041,650	422,076	1,403,727
4802100000	Hand-made paper and paperboard	12,414	32,936	57,020	175,249
4802200000	Paper and paperboard of a kind used as for photo sensitive, heat-sensitive	4,774	184,878	17,184	507,467
4802400000	Wallpaper base	53,691	118,943	113,985	376,943
4802541000	Paper, no fibres used in manufac gypsum board computer cards, weight <40g/m	75,948	129,478	70,224	143,226
4802549010	Aluminium base paper weighing <20gm2 in rolls >15cm	328	825,755	435	992,232
4802549090	Oth carbonising base paper weighing <20gm2 in rolls >15cm	56,595	6,597,651	290,515	3,372,493
4802552100	Fancy paper and paperboard, in rolls of width of =< 15 cm	0	3	0	100
4802552900	Fancy paper and paperboard, other than in roll of width of >15cm	79,375	1,724,882	68,659	1,364,836
4802559000	Paper, no fibres, for other purpose weight <150 g/m, roll	1,858,874	7,307,130	1,642,305	7,980,879
4802562100	Fancy paper and paperboard, in rectangular =<36cm oth side =15cm	181	263	1,000	1,530
4802562900	Oth fancy paper & paperboard	1,359	3,490	15,807	50,159
4802569000	Paper, no fibres, for other purpose weight <150 g/m, sheet	248,650	1,489,507	242,253	1,288,598
4802570000	Other paper & paperboard, weight >40g/m2 and =< 150g/m2	567,603	2,119,950	599,593	2,065,041
4802582900	Fancy paper and paperboard, oth in roll width =<15cm/in rectang sheet <36cm	3,773	82,324	7,404	92,284
4802589000	Oth paper, no fibres, for other purpose weight >150 g/m	512,485	5,656,014	378,492	3,355,133
4802611000	Paper, fibres >10%, aluminium paper, in rolls	0	14	0	257
4802612000	Paper, fibres >10%, for banknotes, manufac of gypsum board, in rolls	91,135	91,135	85,737	85,737
4802619000	Paper, fibres >10%, oth aluminium paper, banknotes, printing, writing, in rolls	687,124	1,683,576	567,761	1,390,538
4802621000	Paper, fibres, aluminium paper base in sheets with 435< one side <297mm	14	951	15	15,930
4802629000	Oth paper, fibres, for other purpose, in sheets with 435< one side <297mm	13,149	39,789	39,039	191,358
4802690000	Oth paper, fibres, for other not purpose, of fibres >10%, paper in roll	119,174	1,193,131	251,005	1,743,185
4803003000	Cellulose wadding not further worked than being color, marble throughout the mass	51,318	87,536	96,765	280,719
4803009000	Oth cellulose wadding & tissue paper for toilet/ facial tissue stock & similar paper	144,600	1,101,570	493,462	3,131,741
4804111000	Kraftliner paper & paperboard, in rolls or sheets, unbleached	738	27,670	11,739	44,729
4804119000	Kraftliner paper & paperboard, in rolls or sheets, bleached	2,641,234	11,253,880	1,274,510	5,746,878
4804191000	Kraftliner paper & paperboard, oth than of kind used in manufac of gypsum boards	669	3,638	7,053	19,573
4804199000	Oth kraftliner paper & paperboard	422,795	9,412,258	311,726	5,792,791
4804211000	Sack kraft paper for making cement bag in rolls or sheets, unbleached	8,355,570	49,195,397	6,393,771	39,280,993
4804219100	Sack kraft paper for making cement bag in rolls or sheets, bleached	163,398	2,579,418	155,478	2,181,513
4804219900	Oth sack kraft paper for making cement bag in rolls or sheets, unbleached	138,657	1,141,263	120,109	976,953
4804291000	Composite papers, in rolls or sheets	0	133,645	0	83,707
4804299000	Oth composite papers, in rolls or sheets	145,681	2,062,027	133,644	1,445,521
4804311000	Elect grade insulating kraft paper, weighing 150 g/m, unbleached	66,602	250,336	330,327	1,586,312
4804313000	Wet strength 40g to 60g, for plywood adhesive tape, weigh 150g/m, unbleached	177,772	978,526	224,704	1,216,680
4804319000	Other kraft paper & wet strength weighing 150 g/m, unbleached	733,315	3,840,315	844,483	3,594,599
4804391000	Adhesive tape, 40-60g, used in manufac, weight =< 150g/m2, bleached	338,959	1,298,225	292,693	1,128,326
4804399000	Adhesive tape, 40-60g, not used in manufac, weight =< 150g/m2, bleached	208,816	1,187,360	175,826	1,256,040
4804411000	Elect grade insulating kraft paper, 150< weighing < 225 g/m, unbleached	208,300	414,680	327,404	559,863
4804419000	Oth elect grade insulating kraft paper, 150< weighing < 225 g/m, unbleached	1,119,616	5,499,656	747,809	3,896,963
4804420000	Bleached uniformly throughout the mass & >95% wood fibres, 150< weigh < 225 g/n	0	110,646	0	210,869
4804490000	Other kraft paper & paperboard 150< weighing < 225 g/m	8,165	27,077	33,356	144,437
4804511000	Elect grade insulating kraft paper, pressboard weighing >600g/m, unbleached	1,919	8,272	1,153	19,643
4804519000	Oth wet strength 40g to 60g, for plywood adhesive tape, weigh >225g/m, unbleached	749,337	1,924,080	418,151	1,024,643
4804521000	Bleached of kind used in the manufac of gypsum boards	0	125,663	0	40,212
4804529000	Bleached oth of kind used in the manufac of gypsum boards	111,839	675,917	211,631	1,187,372
4804590000	Other kraft paper & paperboard weighing 225 g/m or more	11,028	207,581	59,190	597,964
4805110000	Uncoated paper & paperboard, semichemical fluting paper, rolls or sheets	705	1,656,904	10,285	735,223
4805129000	Uncoated paper & paperboard, oth semichemical, straw fluting paper, rolls, sheets	145	25,827	3,561	69,020
4805191000	Uncoated paper & paperboard, oth fluting paper	4,666	203,207	13,851	292,579
4805199000	Oth uncoated paper and paperboard, in rolls or sheets	1,283,049	10,032,752	584,338	4,329,507
4805240000	Uncoated paper & paperboard, testliner weighing 150 g/m2 or less	0	269,795	0	115,359
4805251000	Uncoated paper & paperboard, testliner weighing >= 150 g/m2	20,724	161,982	10,015	72,003
4805259000	Uncoated paper & paperboard, testliner oth of weighing >= 150 g/m2	1,497,846	6,822,580	880,859	3,638,672
4805309000	Paper, sulphite wrapping paper, oth colored match wrapping paper	30,421	200,214	38,122	175,306

I.3. IMPOR MENURUT KOMODITI / IMPORT BY HS COMMODITY
 *** JUNI / JUNE 2010 ***

H S	Uraian Komoditi Commodity Description	Berat Bersih / Net Weight (Kg)		Nilai / Value C.I.F (US\$)	
		Bulan ini Current Month	Kumulatif Cum.Jan. to date	Bulan ini Current Month	Kumulatif Cum.Jan. to date
4805400000	Filter paper and paperboard	572,425	2,876,940	1,919,407	9,856,986
4805500000	Felt paper and paperboard	45,598	60,660	51,022	126,725
4805911000	Paper used as packing of flat glassproduct, resin<0,6%,wg<150g/m	81	838	1,100	11,068
4805919000	Uncoated paper&paperboard,oth blotting,&joss paper,weighing150g/m or less	37,447	1,140,420	76,427	917,419
4805921000	Multi-ply paper and paperboard of150<weighing<225g/m	0	100	0	968
4805929000	Uncoated paper&paperboardof oth 150<weighing<225g/m	826,334	6,730,434	450,222	3,602,793
4805931000	Multi-ply paper and paperboardof weighing > 225g/m2	257,833	427,552	145,778	259,007
4805939000	Uncoated paper&paperboard,of other weighing > 225g/m2	565,372	5,074,469	458,148	3,865,580
4806100000	Vegetable parchment	49,874	456,171	104,572	1,171,406
4806200000	Greaseproof papers	36,618	356,247	63,189	609,199
4806300000	Tracing papers	21,290	86,236	31,799	209,300
4806400000	Glassine and other glazed transparentor translucent papers	466,800	3,523,942	691,758	4,814,425
4807000000	Composite paper and paperboard for photo,heat,elect.in rolls papers of oth width <15cm	938,315	5,559,431	578,933	3,322,217
4808100000	Corrugated paper&paperboard,whether ornot perforated,in rolls or sheets	331,695	2,307,335	280,355	1,755,342
4808200000	Sack kraftpaper,creped,crinkled,whether,not embossed or perforat,rolls or sheet	14,009	32,118	91,713	214,485
4808300000	Oth kraftpaper,creped or crinkle,whetheror not embossed or perforated	64,961	258,374	86,002	362,182
4808901000	Paper&paperboard,embossed paperfancypaper used printing,cover,lining	3,905	91,858	25,313	205,960
4808909000	Paper&paperboard,oth embossedfancypaper used printing,cover,lining	88,138	612,107	199,431	1,489,988
4809200000	Self-copy paper	25,660	122,007	53,726	225,690
4809900000	Other self-copy paper	591,677	1,321,266	1,022,690	2,434,151
4810134000	Paper&paperboard for photo,heat,elect.in rolls papers of width <15cm	1	42,271	22	48,167
4810135000	Paper&paperboard for photo,heat,elect.in rolls papers of oth width <15cm	6	193	200	2,376
4810139010	Banknotes paper, in rollsof a width <= 15 cm	963,627	3,424,358	8,325,229	33,576,416
4810139090	Oth coated writing and printing paperbanknotes paper,in rolls	1,936,511	6,897,024	1,743,651	6,545,344
4810145000	Paper&paperboard for photo,heat,elect.sensitive 297<one side<435mm,in sheet	0	136	0	358
4810146000	Paper&paperboard for photo,heat,elect.of width < 15cm	164	28,406	1,023	286,719
4810149090	Oth coated writing &printing paperbanknotes paper,in sheets	406	24,332	1,450	70,722
4810190010	Other Banknotes paper	2,966	722,616	18,951	6,016,554
4810190090	Oth banknotes paper,coated writing&printing paper, one side>435mm	925,597	2,495,364	1,005,291	3,616,509
4810223000	Paper&paperboard for photo,heat,elect.sensitive,light weight coated paper	2	152,708	272	157,427
4810224000	Paper&paperboard, oth in rollof a width 15cm<one side<36cm,unfolded	1	16,543	2,747	26,189
4810229000	Oth aluminium paper base, light-weightcoated paper	783,393	6,314,323	2,317,849	9,976,596
4810294000	Oth paper&paperboard for photo,heat,elect.oth light weight coated paper	0	574	0	1,646
4810295000	Oth paper&paperboard, oth in rollof a width 15cm<one side<36cm,unfolded	1	146,915	72	197,210
4810299000	Oth aluminium paper base and artpaper oth light weight coated paper	822,698	4,201,868	1,522,436	5,264,655
4810312000	Kraftpaper,for separate batery plate,width<=15cm,15cm<side>36cm,bleached	13	45	152	407
4810313000	Kraftpaper,for separate batery plate,width<=15cm,15cm<side>36cm,unbleached	16	93	33	161
4810319000	Kraft paper,paperboard, not for writing,printing, other grafic purp, <=150 g/m2	76,252	333,686	31,751	167,811
4810322000	Paper & paperboard,bleached,in rollswidth<=15cm,side<=36cm,weight>=150g/m	0	15	0	22
4810329000	Kraft paper,paperboard, not for writing,printing, other grafic purp, >150 g/m2	619,550	3,935,227	613,482	3,882,327
4810392000	Paper as interleaf mtrl in proc batteryroll < 15cm, rect < 15 x 36 cm2	173,205	204,500	122,735	326,313
4810393000	Oth kraft paper, roll < 15 cm, rectang< 15 x 36 cm2	0	12	0	112
4810399000	Kraft paper and paperboard in other size	153,612	858,460	148,462	848,501
4810921000	Gray backboard, multi ply	1,020,131	2,657,306	648,260	1,859,410
4810923000	Paper colored for computer card,oth multi ply	179,985	209,877	105,647	225,115
4810929000	Oth paper colored for computercard & gray backboard, multi ply	1,227,500	5,287,413	856,230	3,592,073
4810992000	Oth paper and paperboardof multi ply	0	2,174	0	11,125
4810999000	Oth paper colored for computer card,oth multi ply	359,539	2,601,144	592,728	2,709,692
4811101000	Tarred, bituminised/asphalted paper &paperboard, in roll <15cm, rect<15x36cm:	298	224,378	1,242	1,218,699
4811109000	Tarred, bituminised/asphalted paper &paperboard, in other size	232,962	1,682,374	260,447	2,164,369
4811411000	Gummed or adhesive paper&paperboard,self-adhesive	186,264	1,103,296	625,554	3,491,194
4811419000	Gummed or adhesive paper&paperboard,oth self-adhesive	975,992	4,082,497	1,998,837	9,229,849
4811491000	Oth gummed or adhesive paper&paperboardself-adhesive	7,695	100,014	76,602	754,756
4811499000	Oth gummed or adhesive paper&paperboardoth self-adhesive	296,900	1,531,311	627,038	2,815,786
4811511000	Paper coated,impregnated or coveredwith plastic, bleached,wg>150g/m	4,623	35,154	24,577	85,931
4811512000	Paper coated,impregnated or coveredoth in sheets 15<oneside<36cm unfolded	85	42,564	1,306	60,133
4811519000	Paper coated,impregnated or coveredwith plastic, unbleached,wg>150g/m	861,171	5,799,684	1,240,313	8,418,932
4811591000	Paper coated,impregnated or coveredoth for mnftre of papercup bottoms	63,934	340,173	276,536	2,095,032
4811592000	Oth paper coated,impregnated or coveredand with a lining of aluminium foil	1,443,102	7,109,166	4,513,432	28,581,174
4811593000	Oth paper coated,impregnated or coveredoth in sheets 15<oneside<36cm unfold	1,651	1,651	4,716	4,716
4811599000	Oth paper coated,impregnated or coveredwith plastic,oth bleached,wg>150g/m	606,507	3,910,901	2,019,441	11,683,847
4811601000	Paper coated,impregnated or coveredwith wax,paraffin,stearin,oil,glycerol	723	7,471	19,201	88,533
4811609000	Paper coated,impregnated or coveredwith oth wax,paraff,stearin,oil,glycerol	260,999	575,767	270,084	711,471
4811903000	Oth paper, paperboard,cellulose waddingweb of cell fibr roll<15cm,rect<15x36cm	6	5,698	179	46,332
4811909000	Oth paper, paperboard,cellulose waddingweb of cell fibres other size	1,079,768	6,097,158	2,906,140	16,865,362
4812000000	Filter blocks,slabs&plates,of paperpulp	20,167	83,751	96,333	436,731
4813100000	Cigarette paper,in the formof booklets or tubes	135,859	602,292	731,063	3,252,861
4813200000	Cigarette paper,in the form in rolls ofa width not exceeding 5 cm	338,688	1,634,957	1,233,233	6,030,849
4813900000	Cigarette paper,oth in the of booklets,tubes & in rolls	630,888	3,776,453	1,663,081	12,284,054
4814100000	Wallpaper&similar wall coverings,"ingrain" paper	421	662	4,018	4,705
4814200000	Wallpaper&similar wall coverings,the face side,with a grained,embossed,	192,610	660,936	387,979	1,500,510
4814900000	Wallpaper&similar wall coverings,oth with transparant protective plastics	302,320	1,535,160	780,978	3,704,239
4816200000	Self-copy paper (other than of 48.09)	146	18,454	2,982	66,407
4816900000	Other heat transfer paper & offsetplates of paper	58,263	568,851	696,659	2,278,841
4817100000	Envelopes	14,072	146,016	118,716	1,212,915
4817200000	Letter cards,plain postcards andcorrespondence cards	17,465	87,840	56,215	226,184
4817300000	Boxes,pouches,wallets & writingcompendiums,of paper or paperboard,	42,557	167,327	231,035	749,399
4818100000	Toilet paper	7,093	38,108	10,661	49,423

I.3. IMPOR MENURUT KOMODITI / IMPORT BY HS COMMODITY
 *** JUNI / JUNE 2010 ***

HS	Uraian Komoditi Commodity Description	Berat Bersih / Net Weight (Kg)		Nilai / Value C.I.F (US\$)	
		Bulan ini Current Month	Kumulatif Cum.Jan. to date	Bulan ini Current Month	Kumulatif Cum.Jan. to date
4818200000	Handkerchiefs,cleansing or facialissues & towels	166,621	639,731	469,195	1,915,890
4818300000	Tablecloths and serviettes	1,785	36,997	10,705	118,056
4818401100	Napkins & napkin liners for babies &similar sanitary articles	788,528	5,182,739	2,261,696	13,351,985
4818401900	Oth napkins & napkin liners for babies &similar sanitary articles	689,872	4,811,336	1,994,001	14,994,701
4818402000	Sanitary towels,tampons & similararticles	1,189,259	8,049,048	4,447,530	28,891,400
4818500000	Articles of apparel & clothing,surgical face masks	6,815	126,987	38,601	1,524,477
4818900000	Oth articles of apparel & clothing,oth surgical face masks	132,184	527,038	293,977	1,463,450
4819100000	Cartons,boxes & cases, of corrugatedpaper or paperboard	1,004,136	6,599,558	1,915,097	11,728,559
4819200000	Boxes, of non corrugated paper &paperboard	2,067,837	8,561,805	6,704,501	30,470,838
4819300000	Sacks&bags,base of a width>40cmfor cement or fertizer packing	188,185	1,219,287	304,844	2,104,759
4819400000	Other sacks and bags, including cones	177,383	801,238	521,090	2,494,499
4819500000	Other packing containers,includ recordsleeves	211,123	983,214	1,015,566	4,108,881
4819600000	Box files,letter trays,storage boxes&similar articles,used in offices,shops	227,321	723,917	275,977	1,084,247
4820100000	Registers,account books,note books,receipt books,&similar articles	33,855	345,859	123,335	1,119,724
4820200000	Exercise books	78,724	199,893	182,334	490,953
4820300000	Binders(other than book covers),folders&file covers	7,399	26,848	24,180	123,605
4820400000	Manifold business forms& interleavedcarbon sets	5,774	17,018	18,728	58,821
4820500000	Albums for samples or for collections	15,225	52,596	28,285	246,059
4820900000	Other exercise book,binders,manifold,albums	61,628	178,105	141,850	573,165
4821101000	Printed,labels that form of packing forjewellery,small objects & the like	89,244	656,524	1,668,283	8,673,171
4821109000	Printed,oth labels that form of packingfor jewellery,small objects & the like	519,116	2,175,382	5,443,780	24,608,428
4821901000	Oth printed,labels that form of packingfor jewellery,small objects & the like	9,873	128,653	162,199	1,415,272
4821909000	Oth printed,oth label that form of packfor jewellery,small objects & the like	276,501	1,026,993	1,455,363	8,656,455
4822100000	Bobbins,spools,cops&similar of pulpof a kind used for winding textile yarn	22,612	82,192	37,450	203,698
4822900000	Bobbins,spools,cops&similar of pulpoth of a kind used for wind textile yarn	81,806	610,770	394,595	1,429,090
4823200000	Filter paper in rolls or sheets	551,627	1,535,181	1,352,057	6,181,171
4823401000	Cardiograph recording paper	892	1,613	13,411	33,316
4823409000	Oth paper for self recording for othapparatus	32,323	202,777	211,207	933,608
4823610000	Trays,dishes,plates,cups&the like,ofpaper or paperboard of bamboo	0	3	0	34
4823690000	Trays,dishes,plates,cups&the like,ofpaper or paperboard of oth than bamboo	42,454	200,406	148,352	624,428
4823700000	Gaskets and washers,moulded orpressed artcles of paper pulp	29,900	162,242	247,620	762,144
4823901000	Other paper, cocooning frames forsilk-worms	14,293	44,132	8,941	405,392
4823902000	Sterilization indicators,not gummed,cocooning frames for silk-worms	0	11,884	0	36,605
4823903000	Cup stock board (I.e. polyethylene (pe)in rells of width of less than 10 cm	18,673	49,029	13,369	77,184
4823904000	Telegraph or teleprinter paper in stripor rolls	24	230	791	1,820
4823905000	Display cards for jewellery/for smallobjects of personal adornment	31	245	98	1,333
4823906000	Punched jacquard cards	198	205	2,154	2,301
4823907000	Fans&handsscreens,with paper mountsor leaves&frames of any materials	645	5,116	986	10,990
4823909000	Other,cut to size/shape,other than instrips, rolls or sheets	368,873	2,633,982	1,580,010	9,212,375
4901100000	Print books in official language of impctry for educations, in single sheet	19,771	659,970	663,289	2,562,728
4901910000	Dictionaries,wholly/essentially in theofficial language of the import country	3,526	18,821	4,145	116,526
4901991000	Oth educational,wholly/essential in theofficial language of the import country	69,155	205,617	565,710	1,629,912
4901999000	Oth educational,oth wholly/essential inofficial language of the import country	172,493	906,224	1,225,648	7,231,254
4902100000	Newspapers,journals & periodicalsappearing at least four times a week	0	305	0	1,266
4902900000	Oth newspapers, journals and periodicals	3,619	40,021	37,097	369,642
4903000000	Childrens picture,drawing or coloringbooks.	1,011	23,407	29,820	98,344
4904000000	Music,printed or in manuscript,whetheror not bound or illustrated.	1,096	10,110	16,157	218,123
4905100000	Maps&hydrographic or similar charts ofall kinds,globes	8,374	23,290	70,447	208,877
4905910000	Maps&hydrographic or similar charts ofall kinds,in book form	0	95	0	87
4905990000	Maps&hydrographic or similar charts ofall kinds,in other form	61	661	784	11,326
4906001000	Plans&drawings,including photographicreproduct&carbon copies of plans&draw	4	2,028	2,059	112,940
4906009000	Plans & drawings, being originals drawnby hand, hand-written texts	689	5,399	7,811	83,900
4907001000	Banknotes, being legal tender	0	61	0	970
4907002000	Unused postage stamps	0	32	0	909
4907004000	Stock,share/bond certificates&similardocuments of title; cheque forms	0	102	0	437
4907009000	Other banknotes,unused postage,venue,stock,share & the like	369	2,823	32,108	239,951
4908100000	Transfers (decalcomanias), vitrifiable	46,850	170,654	298,897	1,839,705
4908900000	Oth than transfers (decalcomanias),vitrifiable	32,277	110,050	347,697	1,365,715
4909000000	Printed/illustrated postcards, cardgreetings, messages/the like	7,213	11,483	18,979	44,936
4910000000	Calendars of any kind,printed,includingcalendar blocks.	112	35,821	778	128,666
4911100000	Trade advertising material, commercialcatalogues & the like	37,516	208,685	327,450	1,598,605
4911912000	Printedmatter,wall pictures&diagram forinstruct purposes;designs&photograph	2,261	4,498	19,466	41,449
4911913000	Printed matter,oth printed picturesand photographs	584	6,919	1,776	37,090
4911919000	Printed matter,oth anatomical&botanicaldiagram & wall picture	7,726	50,151	50,117	255,025
4911991000	Printed card for jewellery,small objectperson adornment,carried in the pocket	8	5,852	101	10,161
4911992000	Printed stickers for explosives	0	23	0	640
4911999000	Oth printed matter, oth printed sticker& printed card	25,988	159,295	256,068	1,320,976
5001000000	Silkworm cocoons suitable for reeling.	0	1,781	0	9,453
5002000000	Raw silk (not thrown).	0	142	0	250
5004000000	Silk yarn(oth than yarn spun fromsilk waste) not put up for retail sale.	7,959	137,574	26,679	487,878
5005000000	Yarn spun from silk waste,not put upfor retail sale.	365	9,791	12,608	81,215
5006000000	Silk yarn & yarn spun from silk waste,put up for retail sale;silk-worm gut.	15,449	69,641	19,706	70,959
5007100010	Fabrics of noil silk,bleached/unbleached	123	1,860	4,105	72,253
5007100090	Fabrics of noil silk, oth than bleached/unbleached	2,523	12,224	19,380	107,541
5007200010	Oth fabrics,silk/silk waste >85%,oth than noil silk,bleached/unbleached	0	60,276	0	933,281
5007200090	Oth fabrics,silk/silk waste >85%,oth than noil silk,oth bleach/unbleach	26,703	27,967	288,737	354,830
5007900010	Oth fabrics,silk/silk waste < 85%,oth than noil silk,bleached/unbleached	154	1,975	1,849	74,238
5007900090	Oth fabrics,silk/silk waste < 85%,oth than noil silk,oth bleach/unbleach	13,077	65,244	124,632	801,286

I.3. IMPOR MENURUT KOMODITI / IMPORT BY HS COMMODITY
 *** JUNI / JUNE 2010 ***

HS	Uraian Komoditi Commodity Description	Berat Bersih / Net Weight (Kg)		Nilai / Value C.I.F (US\$)	
		Bulan ini Current Month	Kumulatif Cum.Jan. to date	Bulan ini Current Month	Kumulatif Cum.Jan. to date
510110000	Shorn wool, not carded/combed,greasy, including fleece-washed wool	0	1,653	0	16,042
5101190000	Oth shorn wool, not carded/combed,greasy, including fleece-washed wool	1,293	1,415	7,635	9,018
5101210000	Shorn wool, not carded/combed,degreased, not carbonised	0	57,625	0	124,324
5101290000	Oth shorn wool, not carded/combed,degreased, not carbonised	0	59,887	0	140,323
5101300000	Wool, not carded/combed, carbonised	0	24,523	0	169,110
5102190000	Fine animal hair,not carded/combedoth of kashmir (cashmere) goats	0	99	0	637
5105100000	Carded wool	10,094	13,865	60,060	130,492
5105290000	Combed wool not in fragments	132,086	691,645	1,231,304	6,541,944
5105390000	Other fine animal hair, carded/combed	137	14,044	1,387	154,684
5106100000	Yarn,carded, wool > 85% by weightnot put up for retail sale	10,109	13,424	49,212	90,277
5106200000	Yarn,carded, wool < 85% by weightnot put up for retail sale	2,501	39,996	20,663	357,710
5107100000	Yarn,combed, wool > 85% by weightnot put up for retail sale	0	11,290	0	78,378
5107200000	Yarn,combed, wool < 85% by weightnot put up for retail sale	509	11,361	18,024	183,253
5108200000	Yarn of fine animal hair not put upfor retail sale., combed	0	39	0	3,404
5109100000	Yarn,wool/animal hair > 85%, for retailsale	160	896	16,945	49,691
5109900000	Yarn,wool/animal hair < 85%, for retailsale	159	279	1,121	9,885
5110000000	Yarn,coarse animal hair/of horsehairwether not put up for retail sale	0	77	0	1,544
5111110000	Woven fabric,carded,wool/animal hair>85%, weight < 300 g/m	4,404	115,520	83,454	2,845,312
5111190000	Woven fabric,carded,wool/animal hair>85%, weight > 300 g/m	4,087	6,378	74,493	156,218
5111200000	Woven fabric,carded, wool/animal hairmix. mainly w/made filament	0	395	0	7,056
5111300000	Woven fabric,carded, wool/animal hairmix. mainly w/made stapel	18,875	130,265	371,275	1,261,125
5111900000	Woven fabric,carded, wool/animal hairroth mixed	34	23,404	1,230	637,742
5112110000	Woven fabrics,combed wool/animal hair>85%, weight < 200 g/m	1,155	6,849	24,220	159,446
5112190000	Woven fabrics,combed wool/animal hair>85%, oth weight > 200 g/m	52,220	347,582	1,479,519	9,300,621
5112200000	Woven fabrics,combed wool/animal hairmix. mainly w/made filament	47,818	86,457	462,742	1,160,126
5112300000	Woven fabrics,combed wool/animal hairmix. mainly w/made stapel	69,765	183,485	1,696,538	3,738,637
5112900000	Woven fabrics,combed wool/animal hairroth mixed	37,516	147,543	656,880	2,568,653
5113000000	Woven fabrics of coarse animal hair/of horsehair	0	16	0	251
5201000000	Cotton, not carded/combed.	51,007,923	317,958,795	95,372,240	542,428,138
5202100000	Cotton waste,yarn waste	1	116,808	9	270,943
5202910000	Cotton waste,garnetted stock	0	916	0	8,270
5202990000	Oth yarn waste & garnetted stock	1,106	144,231	5,309	172,275
5203000000	Cotton, carded/combed.	164,795	288,779	181,606	493,465
5204110000	Cotton sewing thread,not for salecont 85%/more by weight of cotton	111,730	410,677	266,542	1,081,415
5204190000	Cotton sewing thread,not for retail saleoth cont 85%/more of cotton	31,205	240,453	230,381	1,703,283
5204200000	Cotton sewing thread, for retail sale	17,884	123,628	31,022	165,841
5205110000	Single yarn,of uncombed fibres measur714.29 decitex/more, cotton>85%	637,266	3,735,549	1,713,876	9,092,315
5205120000	Single yarn,of uncombed fibres232<measuring<714.29dec,cotton>85%	517,140	2,285,069	1,522,112	6,005,527
5205130000	Single yarn,of uncombed fibres192.31<measuring<232.56 dec,cotton>85%	31,266	193,368	114,434	642,461
5205140000	Single yarn,of uncombed fibres125<measuring<192.31dec,cotton>85%	24,179	133,880	152,047	796,808
5205150000	Single yarn,of uncombed fibres measuring<125dec (>80metric number),cotton>85%	875	23,982	3,627	157,229
5205210000	Single yarn,of combed fibresmeasuring 714.29dec/more,cotton>85%	39,033	226,993	149,425	771,638
5205220000	Single yarn,of combed fibres232.56<measuring<714.29dec,cotton>85%	355,777	980,019	760,138	2,034,253
5205230000	Single yarn,of combed fibres192.31<measuring<232.56dec,cotton>85%	67,994	184,583	292,652	794,664
5205240000	Single yarn,of combed fibres125<measuring<192.31dec,cotton>85%	120,596	360,338	488,605	1,297,999
5205260000	Single yarn,of combed fibres106.38<measuring<125dec,cotton>85%	38,380	119,221	165,055	592,147
5205280000	Single yarn,of combed fibres measuring<83.33 decitex (>120metric),cotton>85%	192	215	1,674	1,905
5205310000	Cable yarn,of uncombed fibres persingle yarn 14.29dec/more,cott>85%	24,000	127,469	92,360	420,049
5205320000	Cable yarn,of uncombed fibres persingleyarn 232.56<measur<714,29,cott>85%	60,935	415,741	211,597	1,574,511
5205330000	Cable yarn,of uncombed fibre per singleyarn192.31<measuring<232.56,cott>85%	0	8,233	0	47,580
5205340000	Cable yarn,of uncombed fibre per singleyarn125<measuring<192,3,cott>85%	2,040	2,886	12,241	15,201
5205350000	Cable yarn,of uncombed fibres persingle yarn<125 (>80 metric), cotton>85%	0	5,512	0	32,569
5205410000	Cable yarn,of combed per single yarn714.29 decitex/more(<14metric),cott>85%	0	2,207	0	16,799
5205420000	Cable yarn,of combed per single yarn232.56<measuring<714.29dec,cotton>85%	57,312	232,796	153,030	787,648
5205430000	Cable yarn,of combed per single yarn192.31<measuring<232.56dec,cotton>85%	0	11,589	0	45,661
5205440000	Cable yarn,of combed per single yarn125<measuring<192.31dec,cotton>85%	23,751	107,143	179,532	923,091
5205470000	Cable yarn,of combed per single yarn83.33<measuring<106,38dec,cotton>85%	7,030	35,309	92,670	362,841
5205480000	Cable yarn,of combed per single yarn<83,33decitex>120metric),cotton>85%	1,000	50,825	5,499	353,999
5206110000	Single yarn of uncombed fibres, 714,29or more (<14 metric),cotton<85%	44,199	136,946	200,646	689,409
5206120000	Single yarn of uncombed fibres,232<measuring<714.29dec,cotton<85%	85,775	293,614	176,677	584,141
5206150000	Single yarn of uncombed fibres,<125dec(exceeding 80 metric),cotton<85%	6,129	12,706	29,421	60,992
5206220000	Single yarn, of combed fibres,232.56<measure<714.29 dec,cotton<85%	0	20,232	0	39,857
5206230000	Single yarn, of combed fibres,192.31<measuring<232.56dec,cotton<85%	1,001	40,917	7,065	128,083
5206240000	Single yarn, of combed fibres125<mesuring<192.31 dec	0	8,890	0	41,099
5206250000	Single yarn,of combed fibres measuring<125 decitex (> 80 metric number)	514	514	3,060	3,060
5206320000	Cabledyarn,of uncombed persingle yarn232.56<measuring<714.29dec	22,047	96,487	151,946	650,997
5206410000	Cable yarn,of combed fibres measuringper single yarn 714.29 decitex/more	0	15,932	0	68,683
5206420000	Cable yarn,of combed fibres persingleyarn 232.56<measuring<714,29 decitex	0	4	0	91
5206430000	Cable yarn,of combed fibres persingleyarn 192.31<measuring<232.56decitex	112	573	1,127	5,463
5206440000	Cable yarn,of combed fibres persingleyarn 125<measuring<192,31decitex	1,964	14,356	18,899	147,556
5206450000	Cable yarn,of combed fibres measuringper single yarn<125decitex (>80 metric)	0	1,011	0	13,211
5207100000	Cotton yarn(oth than sewing thread) putcont 85%/more by weight of cotton	6,372	59,586	73,339	482,846
5207900000	Cotton yarn sewing thread put upcont 85%/more by weight of cotton	47,555	93,712	281,529	404,044
5208110000	Unbleached plain weave, weight >=85% of cotton, weighing <= 100 g/m	439,550	1,778,381	2,708,375	11,428,837
5208120000	Unbleached plain weave >=85% of cotton, weighing > 100 g/m	190,418	1,459,759	1,365,145	11,522,597
5208130000	Unbleached 3-thread/4-thread twill,incl. cross twill >=85% of cotton	10,012	23,650	82,717	271,345
5208190000	Other unbleached fabrics>=85% of cottonweighing <= 200 g/m	1,215,209	3,536,337	9,842,244	29,038,807
5208210000	Absorbent fabric bleached for surgicaluse, cotton >=85%, weighing <=200 g/m	282,400	1,283,794	1,854,649	8,329,003

I.3. IMPOR MENURUT KOMODITI / IMPORT BY HS COMMODITY
 *** JUNI / JUNE 2010 ***

HS	Uraian Komoditi Commodity Description	Berat Bersih / Net Weight (Kg)		Nilai / Value C.I.F (US\$)	
		Bulan ini Current Month	Kumulatif Cum.Jan. to date	Bulan ini Current Month	Kumulatif Cum.Jan. to date
5208220000	Bleached plain weave, weighing > 100g/m	186,990	371,129	1,920,828	4,385,325
5208230000	Bleached 3-thread/4-thread twill, inccross twill >=85% of cotton	40,835	406,795	225,577	2,529,779
5208290000	Other bleached fabrics >85% of cottonweighing <= 200 g/m	230,362	1,878,542	2,356,451	15,376,373
5208310010	Plain weave dyed; voile/chemi voileweighing < 100 g/m	94	97,615	628	1,555,004
5208310020	Cambrics dyed weighing < 100 m/gweighing < 100 g/m	1,766	139,778	17,828	1,467,536
5208310030	Other garments matter weighing < 100 m/g	32,656	145,004	409,168	1,855,043
5208310090	Other dyed fabrics weighing < 100 m/g	561,034	2,060,260	2,694,426	12,752,454
5208320000	Plain weave dyed, weighing > 100 g/m	626,976	3,735,974	6,947,346	38,364,394
5208330000	3-thread/4-thread twill dyed,including twill	41,736	170,750	261,791	1,487,890
5208390000	Other dyed fabrics >85% weighing < 200 m	116,888	817,568	1,178,409	6,055,530
5208410010	String fabrics plain weave of differentcolor , weight <= 100 m/g	574	16,877	6,622	212,009
5208410090	Other plain weave of different color,weight <= 100 m/g	41,554	184,262	261,435	1,738,964
5208420010	String fabrics of different colorweighing > 100 g/m	12,682	292,758	145,966	3,403,016
5208420090	Plain weave other than string fabrics ofcolor, weighing > 100 g/m	970,375	3,219,960	10,766,790	36,478,611
5208430000	Diff.colour,3 or 4-thread twill, wovenfabrics, 85% cotton,weight>200g/m2	110,548	221,421	901,399	1,821,728
5208490000	Other fabrics of different color	48,023	155,672	525,131	1,689,919
5208510000	Plain weave printed of different color,<= 100 m/g	57,051	257,392	535,642	2,443,585
5208520000	Plain weave printed of different color,> 100 m/g	21,404	142,489	140,536	1,391,822
5208590000	Other fabrics printed of differentcolor	64,233	232,221	344,064	1,478,381
5209110000	Plain weave unbleached cont.>=85% ofcotton, weight >200 g/m	197,200	600,603	1,730,569	5,748,917
5209120000	3-thread/4-thread twill unbleached,cont.85% of cotton, weight > g/m	0	45,417	0	466,770
5209190000	Other fabrics unbleached con.85% ofcotton, weight > 200 g/m	828,093	3,056,632	6,309,225	27,424,949
5209210000	Plain weave unbleached , cont.85% ofcotton, weight > 200 g/m	143,005	318,694	1,146,894	2,386,649
5209220000	Bleached, 3 or 4-thread twill, wovenfabrics, 85% cotton,weight>200g/m2	3,993	8,037	26,899	51,487
5209290000	Other fabrics unbleached. cont.85% ofcotton, weight>200 g/m	45,952	951,807	490,107	6,434,267
5209310000	Plain weave dyed, cont.85% of cotton,weight > 200 g/m	331,065	2,290,837	2,368,046	18,206,263
5209320000	Dyed, 3 or 4-thread twill, incl. twillcont.85% of cotton, weight>200g/m	413,465	2,227,123	3,147,685	20,243,899
5209390000	Other fabrics dyed, cont.85% of cottonweight > 200 g/m	221,378	1,766,011	1,586,695	13,824,398
5209410000	Plain weave of yarns of diff color,cont 85% of cotton, wght>200 g/m	22,823	228,568	175,169	1,388,254
5209420000	Denim of yarns diff color, cotton>85%,weight > 200 g/m	333,827	2,665,674	1,715,665	11,733,510
5209430000	Oth fabrics of 3-thread /4-threadcont 85% of cotton, wght>200 g/m	148,760	234,962	1,000,804	1,619,134
5209490000	Other fabrics of yarns diff colorscont 85% of cotton, wght>200 g/m	71,218	1,358,009	618,640	10,167,864
5209510000	Printed plain weave, cont.85% of cottonweight > 200 g/m	9	766	146	10,060
5209520000	Oth.thn plain weave 3 or 4-thread twill,printed, 85% of cotton, wght>200 g/m	8,221	21,561	242,858	352,218
5209590000	Other printed fabric cont.85% of cottonweight > 200 g/m	1,628	125,224	8,257	1,239,801
5210110000	Unbleached plain weave, cont. <85% ofcotton, mixed with m-m-f weight<=200g/	658,366	4,176,739	4,361,275	22,820,863
5210190000	Oth unbleached fabrics, cont.<85%mixed with m-m-f weight<=200g/m	215,680	732,600	1,658,150	6,687,568
5210210000	Bleached plain weave cont.<85% ofcotton, mixed with m-m-f weight<=200g/m	5,963	73,836	81,026	640,180
5210290000	Oth bleached fabrics, cont.<85% ofcotton, mixed with m-m-f weight<=200g/m	68,480	534,351	484,383	3,336,355
5210310000	Dyed plain weave cont. <85% ofcotton, mixed with mmf weight<=200g/m	252,666	1,078,131	2,346,482	11,094,915
5210320000	3-thrd/4-thrd twill, incl.twill<85%of cotton, mix w/m-m-f weight<=200g/m	60,999	172,337	418,161	1,435,470
5210390000	Other dyed fabrics cont. <85% ofcotton, mixed with m-m-f weight<=200g/m	95,974	199,200	888,882	2,737,694
5210410010	String fabrics of yarns of diff color<85%of cotton, with mmf weight<=200g/m	1,150	4,349	17,280	630,750
5210410090	Plain weave other than string fabrics<85%of cotton, with mmf weight<=200g/m	65,702	245,255	614,253	2,208,580
5210490000	Oth fabrics of diff color cont.<85% ofcotton, mixed with mmf weight<=200g/m	138,904	546,922	654,629	2,365,186
5210510000	Printed plain weave cont.<85% ofcotton,mixed with mmf weight<=200g/m	0	4,255	0	54,845
5210590000	Other printed fabrics cont.85% ofcotton, mixed with mmf weight<=200g/m	171,013	634,734	1,103,586	4,625,861
5211110000	Unbleached plain weave, cont. <85% ofcotton, mixed with m-m-f weight>200g/n	1,249	25,598	13,450	222,079
5211120000	3-thread/4-thread twill unbleachd,inctwill<85% of cotton w/mmf weight>200g/r	15,468	23,953	85,454	132,840
5211190000	Oth unbleached fabrics, cont.<85%mixed with m-m-f weight>200g/m	448,401	872,621	2,665,785	6,153,046
5211200000	Bleached plain weave cont.<85% ofcotton, mixed with m-m-f weight>200g/m	230	666,461	1,980	4,983,417
5211310000	Dyed plain weave cont. <85% ofcotton, mixed with m-m-f weight>200g/m	85,801	425,320	719,524	3,560,129
5211320000	3-thrd/4-thrd twill, incl.twill<85%of cotton, mix w/m-m-f weight>200g/m	26,400	54,396	193,314	374,378
5211390000	Other dyed fabrics cont. <85% ofcotton, mixed with m-m-f weight>200g/m	292,521	1,428,737	1,041,533	6,930,918
5211410010	String fbrcs of yarn of diff color<85%of cotton, mixed with mmf weight>200g/m	0	718	0	7,314
5211410090	Yarns of diff clour oth than string fab<85% of cotton, mxd w/mmf> 200 g/m	42,521	113,502	106,919	442,629
5211420000	Denim of yarns diff color, cotton<85%,mix wth man-made fibr weight>200g/m	257,391	1,555,802	606,583	3,096,841
5211430000	Oth fabrics of 3-thread/4-thrd<85%ofcotton, mixed with mmf weight>200g/m	0	20,928	0	26,316
5211490000	Oth fabrics of diff color cont.<85% ofcotton, mixed with mmf weight>200g/m	99	6,026	1,519	42,606
5211510000	Printed plain weave cont.<85% ofcotton, mixed with mmf weight>200g/m	0	14,616	0	87,498
5211520000	3-thre/4-thread twill,incl.twill<85%of cotton, mixed with mmf weight>200g/m	8,438	25,319	101,888	228,072
5211590000	Othr printed fabrics cont.<85% ofcotton, mixed with mmf weight>200g/m	148,579	192,797	931,652	1,293,748
5212110000	Unbleached woven fabrics of cottonweight <=200 g/m	3,614	25,827	45,831	274,867
5212120000	Bleached woven fabrics of cottonweight <=200 g/m	3,248	46,801	24,169	236,331
5212130000	Dyed woven fabrics of cottonweight <=200 g/m	13,641	74,607	190,959	692,646
5212140000	Woven fabrics of cotton of yarns ofdifferent color weight <=200 g/m	285,419	762,005	1,858,475	4,855,232
5212150000	Printed woven fabrics of cottonweight <=200 g/m	1,382	9,772	15,747	143,421
5212210000	Unbleached woven fabrics of cottonweight > 200 g/m	788,753	2,130,516	5,541,154	14,473,605
5212220000	Bleached woven fabrics of cottonweight > 200 g/m	846	6,583	9,283	81,007
5212230000	Dyed woven fabrics of cottonweight > 200 g/m	2,057	3,284	32,151	48,130
5212240000	Woven fabrics of cotton of yarns ofdifferent color weight > 200 g/m	0	119	0	2,045
5212250000	Printed woven fabrics of cottonweight > 200 g/m	5,675	52,762	14,755	260,380
5301100000	Flax, raw/retted-flax, raw/retted	0	171	0	1,590
5301210000	Broken/scutched flax,broken,scutch-ed/other processed but not spun	4	2,638	471	19,202
5301290000	Other flax, raw/processed but notspun; falx waste	0	64	0	2,641
5301300000	Flax tow & waste raw/processedbut not spun	0	30	0	859
5302900000	Other hemp raw and processed butnot spun	0	294	0	3,660
5303100000	Jute & oth textile bast fibres, raw/retted	0	208,292	0	225,659

I.3. IMPOR MENURUT KOMODITI / IMPORT BY HS COMMODITY
 *** JUNI / JUNE 2010 ***

HS	Uraian Komoditi Commodity Description	Berat Bersih / Net Weight (Kg)		Nilai / Value C.I.F (US\$)	
		Bulan ini Current Month	Kumulatif Cum.Jan. to date	Bulan ini Current Month	Kumulatif Cum.Jan. to date
5303900000	Jute & oth textile bast fibres,processed but not spun	0	257	0	5,723
5305000011	Raw coir coconut fibres	0	123	0	833
5305000021	Raw abaca fibres	10,875	39,027	14,745	29,659
5305000029	Abaca fibres processed	0	18	0	45
5305000030	Ramie fibres	0	1,838	0	1,200
5305000090	Oth than coconut, abaca, ramietextile fibres	52,000	595,588	37,960	479,325
5306100000	Single flax yarn	2,006	2,006	11,551	11,551
5306200000	Multiple (folded)/cabled flax yarn	0	1	0	16
5307100000	Single yarn of jute/of oth textilebast fibres of heading 53.03.	204	300,253	1,721	371,435
5307200000	Multiple (folded)/cabled of jute/oth fibres bast fibres of heading 53.03.	932,610	5,591,635	1,225,090	5,969,007
5308100000	Coir yarn of ther textile bast fibres of5303	0	177	0	12,641
5308200000	True hemp yarn of other textile basffibres of head 5303	487	9,455	3,052	42,039
5308901000	Paper yarn	0	33,951	0	117,946
5308909000	Other paper yarn	14,474	219,355	19,313	293,664
5309110000	Unbleached/bleached woven fabricsof flax cont.>=85% of weight of flax	0	12,695	0	226,868
5309190000	Other woven fabrics of flax cont.>=85%of weight of flax	7,543	167,574	120,646	2,351,580
5309210000	Unbleached/bleached woven fabricsof flax cont.<85% of weight of flax	0	2,705	0	17,649
5309290000	Other woven fabrics of flax cont.<85%of weight of flax	2,437	128,109	31,326	1,563,793
5310100010	Unbleached plain woven fabrics of othertextile bast fibres of head 5303	50	136,463	1,989	264,326
5310100090	Bleached plain woven fabrics of othertextile bast fibres of head 5303	1,323	2,328	14,720	27,596
5310900000	Other woven fabrics of jute/of othrbast fibres of heading 53.03.	0	1,211	0	11,897
5311000000	Woven fabrics of oth vegetable textilefibres; woven fabrics of paper yarn.	13,782	85,029	75,372	419,656
5401100000	Sewing thread of man-made flmentof synthetic filaments	408,450	2,376,589	2,268,407	11,804,813
5401200000	Sewing thread of artificial flmntfor retail sale	4,899	117,061	46,573	633,002
5402110000	High tenacity yarn of nylon/otherpolyamide of aramids	20,078	87,933	513,269	1,957,666
5402190000	High tenacity yarn of nylon/otherspolyamide of oth aramids	386,500	2,539,512	1,765,643	13,548,338
5402200000	High tenacity yarn of polyesters	1,032,085	5,745,261	2,502,520	13,633,228
5402310000	Textured yarn of nylon/oth polyamidesmeasuring single yarn <= 50 tex	208,127	937,715	1,223,810	5,709,778
5402320000	Textured yarn of nylon/other poly-amides, measuring single yarn <= 50 tex	85,710	301,297	273,969	923,830
5402330000	Textured yarn of polyesters	1,316,525	5,109,716	2,993,582	14,442,954
5402340000	Textured yarn of polypropylenesynthetic filament	121,142	408,554	685,581	1,338,354
5402390000	Other texture synthetic filament yarn	113,631	561,666	687,160	2,702,625
5402440000	Oth yarn, single, of elastomeric<=50 turns/m	390,792	1,667,771	3,311,909	14,020,231
5402450000	Oth yarn, single, oth, of nylonor oth polyamides, <=50 turns/m	345,096	1,380,059	1,282,896	5,300,916
5402460000	Oth yarn, single, oth,of polyesters,partially oriented, <=50 turns/m	862,984	3,150,538	1,478,465	5,762,924
5402470000	Oth yarn, single, of oth polyestersfor mdical/srgical use, <=50 turns/mtr	620,534	2,451,354	1,615,875	7,111,909
5402480000	Oth yarn, single, oth, ofpolypropylene, <=50 turns/m	218,249	1,280,593	309,486	1,579,784
5402490000	Oth yarn, single, oth thn, of elast,nylon,polyeste,polypropylene,<=50 trn/mtr	429,989	1,426,662	2,114,558	8,339,211
5402510000	Oth yarn, single,twist,of nylon/oth polyamides, > 50 turns/m	580	33,521	3,919	144,567
5402520000	Oth yarn,single,twist, of polyester> 50 turns/mtr	92,525	271,309	154,997	580,823
5402590000	Oth yarn,single,twist,oth th of nylonor oth plyamide&plyester,>=50 trn/mtr	1,149	5,813	11,130	40,203
5402610000	Oth yarn of nylon/oth polyamides,multiple/cable	94,100	250,934	79,846	513,579
5402620000	Other yarn of polyester,multiple/cable	30,624	200,614	69,649	538,612
5402690000	Oth yarn,multiple/cable,oth thnof nylon/oth polyamides&polyester	88,614	663,135	152,056	1,529,584
5403100000	High tenacity yarn of viscose rayon	39,032	109,604	123,414	501,956
5403310000	Other single yarn of viscose rayon, untwisted/with a twist <120 turns/m	159,869	1,221,895	560,165	3,652,131
5403320000	Other single yarn of viscose rayon, withtwist exceeding 120 turns/m	5,307	13,179	27,726	77,253
5403330000	Other single yarn of cellulose acetate	0	279	0	18,618
5403390000	Other single yarn	17,272	413,949	139,724	1,856,656
5403410000	Other multiple (folded)/cable yarn ofyarn of viscose rayon	41,365	321,709	87,148	791,287
5403420000	Other multiple (folded)/cable yarn ofof cellulose acetate	23,380	220,862	122,617	1,186,918
5403490000	Other artificial filament yarn	6,097	46,242	25,137	307,438
5404110000	Synth monfilament of elastomeric>=67dctx,dim.<=1mm, width<=5mm	71,445	536,309	232,426	2,354,595
5404120000	Synth.monfilmnt oth,of plypropylne>=67dctx,dim.<=1mm, width<=5mm	405	294,877	1,862	1,497,317
5404190000	Synth.mnfilmnt oth thn elast&plyrpln>=67dctx,dim.<=1mm, width<=5mm	92,343	502,849	358,879	2,548,445
5404900000	Synthetics other than filamentsexceeds 1 mm, width <= 5 mm	139,257	817,624	130,010	1,142,375
5405000000	Artificial monofilament >=67 dec, nocross-sect,dim>=1mm,strip and the like	0	28	0	194
5406000000	Man-made flmnt yarn(oth thn sewingthread), put up for retail sale.	21,394	108,607	56,163	284,122
5407101100	Unbleached tyre woven fabrics &conveyor duck	43,733	289,730	249,583	2,074,567
5407101900	Other unbleached other than tyre wovenfabrics & conveyor duck	77,135	246,693	243,658	1,783,345
5407109100	Tyre woven fabrics & conveyor duckof other woven fabrics of synthtcs flmnt	484	18,051	4,353	347,610
5407109900	Other woven fabrics of synthetics flmntobtained materials of head 54.04	49,030	94,624	522,581	1,063,752
5407200000	Woven fabric, bleachded/no,obtained from strip/the like	42,772	558,479	142,601	2,894,081
5407300000	Fabrics specified in note 9 to section	1,501	23,806	36,927	461,162
5407411000	Woven nylon mesh fabric of untwistedweight >=85% of flmnt of nyln/polyamd	17,226	107,487	156,857	822,359
5407419000	Woven fabrics obtaind from high tencitymaterials of heading 54.04.	1,058,501	2,505,126	4,525,241	12,034,720
5407420000	Dyed woven fabrics weight>=85% of filament of nylon/polyamides	458,380	1,827,694	5,132,706	21,686,041
5407430000	Woven fabrics of yarn of diff colorsweight >=85% of flmnt of nyln/polyamd	1,408	14,279	15,928	161,725
5407440000	Printed woven fabrics weight>=85%of flmnt of nyln/polyamds	23,038	27,917	183,041	227,794
5407510000	Woven fabrics, bleachd/no,con.>=85% of txturd polyestr flmnt	620,066	2,955,258	3,447,934	15,838,180
5407520000	Dyed woven fabrics cont.>=85% ofweight of textured polyester flmnt	1,287,309	5,816,531	9,945,743	47,235,802
5407530000	Oth woven fabrics of yarn of diff colorweight>=85% of textrd polyester filament	68,051	205,718	330,068	1,278,412
5407540000	Printed woven fabrics cont.>=85%,weight>=85% of textrd polyester filament	227,328	903,218	1,362,669	6,249,835
5407610000	Oth woven fabrics, cont >=85% of byweight of non textured polyester flmnt	2,434,919	9,463,941	15,141,619	62,857,924
5407690000	Oth bleached/unbleached woven fabricscont.>=85% of polyester polyments	1,507,353	5,780,526	12,007,758	49,250,738
5407710000	Oth woven fabric,bleachd/no,con.>=85% of txturd polyester flmnt	73,566	569,980	588,751	3,884,021
5407720000	Dyed woven fabrics cont.>=85% ofweight of synthetics filament	105,762	515,631	1,023,422	4,338,465
5407730000	Oth woven fabrics of yarn of diff color>=85% weight of synthetic filaments	2,666	38,154	10,128	333,860

I.3. IMPOR MENURUT KOMODITI / IMPORT BY HS COMMODITY
 *** JUNI / JUNE 2010 ***

HS	Uraian Komoditi Commodity Description	Berat Bersih / Net Weight (Kg)		Nilai / Value C.I.F (US\$)	
		Bulan ini Current Month	Kumulatif Cum.Jan. to date	Bulan ini Current Month	Kumulatif Cum.Jan. to date
5407740000	Printed woven fabrics cont.>=85%,weight of synthetics filament	36,660	211,471	130,586	618,741
5407810000	Woven fabrics,bleachd/no,cont.<85% weight of synth flmnt with cotton	87,833	239,925	566,546	1,811,415
5407820000	Dyed woven fabrics cont.<85% ofweight of synth flmnt with cotton	32,997	398,254	231,521	2,524,094
5407830000	Oth woven fabrics of yarn of diff colorweight<85% of synth flmnt with cotton	104,447	219,450	691,563	1,527,830
5407840000	Printed woven fabrics cont.<85%,weight of synth flmnt with cotton	3,734	197,932	29,356	1,253,981
5407910000	Woven fabric,bleachd/no,obtaindothor than synthetics/cotton filament	14,112	178,572	107,956	507,761
5407920000	Dyed woven fabrics obtained otherthan synthetics/cotton filaments	49,945	358,677	392,271	3,059,108
5407930000	Oth woven fabrics of yarn of diff colorother than synthetics/cotton filament	8,883	38,074	33,613	147,848
5407940000	Printed wiven fabrics obtained otherthan synthetics/cotton filaments	305	10,761	36,572	147,611
5408101000	Unbleached woven fabrics obtainedfrom high yarn of viscose rayon	0	67,345	0	582,138
5408109000	Bleached woven fabrics obtainedfrom high yarn of viscose rayon	98,266	457,994	813,208	4,626,502
5408210000	Woven fabrics, bleachd/no,cont.>=85%wght of artificial flmnts/strip	874	3,515	11,382	46,215
5408220000	Dyed woven fabrics cont.>=85%weight of artificial flmnts/strip	19,241	177,612	216,931	1,601,016
5408240000	Printed woven fabrics cont.>=85%weight of artificial flmnts/strip of	56,656	103,381	405,248	832,850
5408310000	Woven fabrics,bleachd/no, obtaindo of oth artificial flmnt/strip	0	11,715	0	95,019
5408320000	Dyed woven fabrics obtained of otherartificial flmnt/strip of the like	40,305	73,546	350,251	700,063
5408330000	Oth woven fabrics of yarn of diff colorobtd of oth artfcl flmnt/strip	0	12,979	0	86,522
5408340000	Printed woven fabrics obtained of otherartificial flmnt/strip of the like	564	6,716	7,534	72,725
5501100000	Synthetic filament tow of nylon/other polyamides	21,442	202,114	49,453	718,273
5501200000	Synthetic filament tow of polymers	28,676	897,166	161,327	819,708
5501300000	Synthetic filament tow of acrylic/modacrylic	4,438,324	19,594,796	13,615,398	56,953,727
5501900000	Other synthetic filament tow	43,667	177,900	199,973	887,658
5502000000	Artificial filament tow.artificial filament tow.	2,693,471	13,255,771	13,486,382	65,978,047
5503110000	Synthetic staple fibres of nylon/othrpolymides of aramids	21,809	86,637	209,866	975,941
5503190000	Synthetic staple fibres of nylon/othrpolymides oth thn aramids	9,686	85,654	43,252	665,864
5503200000	Synthetic staple fibres of polyesters	6,200,720	26,958,212	8,915,648	38,242,454
5503300000	Synthetic staple fibres of acrylic/modacrylic	2,425,098	15,323,018	7,190,095	42,268,263
5503400000	Synthetic staple fibres of poplypropylene	463,443	2,300,953	876,358	4,423,596
5503900010	Other synthetic staple fibres of polivinil alcohol	50,439	84,236	178,366	341,556
5503900090	Other synthetic staple fibres of otherthan polivinil alcohol	4,543	555,260	72,010	2,167,724
5504100000	Artifcl staple fibres of viscose rayon,carded/othwise procsd for spning	2,200,774	12,187,919	6,555,530	35,294,924
5504900000	Artifcl staple fibres of viscos rayonnot crded/othwse procs for spin	638,379	2,360,956	1,716,281	6,494,283
5505100000	Waste of man-made fibres ofsynthetic fibres	50,001	89,261	32,537	114,129
5506100000	Synth staple fibres of nylon/oth polyamides crded,comb othwse procs for spng	14,541	106,330	83,463	1,659,168
5506200000	Synth staple fibres of polyester crded,combed othwse procs for spinning	143,321	630,970	396,891	1,654,302
5506300000	Synth staple fibres of arcylic/moda-crylic combed othwse procs for spinning	74,562	494,722	213,473	1,341,647
5506900000	Oth synth staple fibres, carded, combbothwise processed for spinning.	1,706	96,320	16,273	306,687
5507000000	Artificial staple fibres, carded, combbothwise processed for spinning	0	14,665	0	148,736
5508100000	Sewing thread of man-made staplefibre of synthetic staple fibres for rta	465,330	2,206,041	1,504,969	8,224,346
5508200000	Sewing thread of man-made staplefibre of artficial staple fibres for reta	26,849	43,961	69,437	238,789
5509110000	Single yarn cont >=85% by weight ofstaple fibres of nylon/oth polyamides	16,809	20,018	95,846	242,114
5509120000	Multiple/cabled yarn cont>=85% bywght of staple fibre of nylon/oth poly	394	1,350	2,051	5,605
5509210000	Single yarn cont >=85% by weight ofpolyester staple fibres	75,162	532,558	194,140	1,104,554
5509220000	Multiple (folded)/cabled yarn cont.>=85% of polyester staple fibres	117,973	643,727	332,256	1,734,684
5509310000	Single yarn cont >=85% by weight ofacrylic/modacrylic staple fibres	9,313	76,698	59,541	298,713
5509320000	Multiple/cabled yarn cont>=85% byweight of acrylic/modacrylic staple fbrs	13,219	16,666	65,939	95,045
5509410000	Single yarn cont >=85% by weight ofsynthetic staple fibres	808	10,995	28,216	129,976
5509420000	Multiple (folded)/cabled yarn cont.>=85% of synthetic staple fibres	8,068	33,397	87,100	327,408
5509510000	Oth yarn of polyester staple fibresmixed mainly with artificial staple fbrs	109,434	294,082	589,652	2,202,100
5509520000	Oth yarn of polyester staple fibresmixed wool/animal hair	1,811	4,918	20,313	39,316
5509530000	Oth yarn of polyester staple fibreswith cotton	94,673	366,634	253,079	784,677
5509590000	Oth yarn of polyester staple fibresoth than mixed mainly	2,133	6,605	26,254	66,366
5509610000	Oth yarn of acrylic/modacrylicstaple fbr mixed with wool/animal hair	5,286	9,035	80,850	116,050
5509690000	Oth yarn of acrylic/modacrylicstaple fibre oth thn cotton&animal hair	14,262	73,084	103,123	424,013
5509910000	Other yarn mixed mainly ot solelywith wool/animal fine hair	0	7,002	0	58,403
5509920000	Other yarn mixed mainly/solely withcotton	0	202	0	1,863
5509990000	Other yarn of synthetic staple fibresoth thn mix with animal hair&cotton	28,132	128,155	131,442	571,594
5510110000	Single yarn cont >=85% by weight ofartificial staple fibres	40,949	226,982	229,878	847,522
5510120000	Multiple/cabled yarn cont.>=85%by weight/artificial staple fibres	58	7,002	1,136	22,941
5510200000	Oth yarn, mixed mainly/solely withcont>=85% of weight of artficial stpl fbr	306	306	3,736	3,736
5510300000	Other yarn, mixed mainly/solelycont>=85% of weight of cotton	7,301	42,977	132,837	654,001
5510900000	Other yarn of artificial staple fibrescont>=85% of weight of cotton	993	23,808	12,432	162,761
5511100000	Yarn of synthetic staple fibres, cont.>=85% weight of such fibres	22,825	180,632	146,746	973,824
5511200000	Yarn of synthetic staple fibres, cont.<85% weight of such fibres	0	4,254	0	46,338
5511300000	Yarn of artificial staple fibres put upfor retail sale	486	9,991	13,594	196,780
5512110000	Woven fabrics of synthetic staple fibrecont>=85% weight of polyester staple fbr	115,262	616,083	506,388	2,577,172
5512190000	Woven fabrcs of synth staple fbr cont>=85% wght,oth than polyester stple fbr	297,740	980,572	1,488,709	6,304,381
5512210000	Woven fabrics of synthetic staple fibrecont>=85% weight of acrylic/mdcrylic	32,115	96,431	327,474	713,779
5512290000	Woven fabrics of synth staple fbr cont>=85% wght of oth thn acrylic/mdcrylic	52,560	186,759	397,440	1,877,273
5512910000	Oth woven fabrics of synth stple fibrecont>=85% weight of acrylic/mdcrylic	4,684	8,034	58,840	124,604
5512990000	Oth woven fabrics cont>=85% of wghtof acrylic/modacrylic staple fibres	44,287	123,569	357,669	1,661,875
5513110000	Woven fbrcs of polyester staple fibresplain weave <=85% mix w/cotton <170g/m	46,543	387,428	259,192	1,952,673
5513120000	3-thread /4-thread twill, incl twillpolyester staple fibres <=85% w/cotton	56,169	193,611	526,067	1,640,509
5513130000	Oth woven fbrcs of polyester stple fbr<=85% mixed wght <170 g/m of cotton fbr	269,701	882,326	1,609,863	5,292,179
5513190000	Oth woven fabrics <85% mixed cottonweight <170 g/m of cotton	98,904	735,494	458,177	3,071,069
5513210000	Dyed woven fabrics of polyester staplefibres, plain weave <85% of such fibres	270,274	1,261,854	1,876,116	8,516,873
5513230000	Oth dyed woven fabrics of polyesterstaple fibres <85%, cotton<170 g/m	54,013	270,883	69,211	938,699
5513290000	Oth woven fabrics <85% such fibres,mixed cotton <170 g/m	44,443	219,638	462,275	2,141,522

I.3. IMPOR MENURUT KOMODITI / IMPORT BY HS COMMODITY
 *** JUNI / JUNE 2010 ***

HS	Uraian Komoditi Commodity Description	Berat Bersih / Net Weight (Kg)		Nilai / Value C.I.F (US\$)	
		Bulan ini Current Month	Kumulatif Cum.Jan. to date	Bulan ini Current Month	Kumulatif Cum.Jan. to date
5513310000	Wvn fabrics of yarn of diff color of polyester stpe fbrs, plain weave <85% fbrs	49,030	190,651	272,696	1,345,815
5513390000	Oth woven fabrics <85% of such fibresweight <170 g/m of cotton	2,669	80,639	25,211	536,100
5513410000	Printed polyester staple fibres, plainweave <85% of fbr, cotton <170 g/m	544,385	3,538,414	873,016	4,555,583
5513490000	Other woven fabrics <85% of fibresweight <170 g/m of cotton	125,638	400,798	556,995	1,767,834
5514110000	Woven fbrs of polyester staple fibres plain weave <=85%, cotton >170g/m	118,716	255,222	487,263	1,090,524
5514120000	Bleached or no, 3 or 4-thread twill, polyester stpl fbrs <85%, cotton >170g/m2	823	18,376	14,718	141,632
5514190000	Other woven fabrics <85% of fibresmixed weight >170g/m of cotton	159,181	912,114	1,391,437	5,352,106
5514210000	Dyed polyester staple fbrs, plain weavestaple fbrs <85%, cotton >170 g/m, dyed	564	41,388	4,268	199,899
5514220000	Dyed, 3 or 4-thread twill, incl. twill polyester stpl fbrs <85%, cotton >170g/m2	23,871	151,500	128,253	855,217
5514230000	Oth dyed woven fabrics of polyester staple fbr <85%, cotton >170 g/m, dyed	6,776	22,080	6,527	119,148
5514290000	Other woven fabrics <85% of fibresmixed weight >170g/m of cotton, dyed	10,027	127,095	98,410	1,058,255
5514300000	Woven fabrics of synth stple fibre <85%, cotton >170 g/m, diff color	0	100,450	0	635,986
5514410000	Printed polyester staple fibres, plainweave <85% of fbr, cotton >170 g/m	29	691	306	7,546
5514420000	Prnt 3-thread/4-thread twill, incl twlpolyester stple fbr <85%, cotton >170g/m	48,695	264,417	258,957	1,571,904
5514430000	Oth printd woven fabrics of polyester stpl fbr <85%, cotton >170 g/m	3,234	24,649	32,522	153,683
5514490000	Other printed woven fabrics <85% such fibres, weight >170 g/m of cotton	8,313	108,338	85,368	798,545
5515110000	Oth woven fbrs of synth stple fbrs of polyester stpl fbr mixed w/viscose rayon	561,962	2,348,844	4,830,108	19,176,814
5515120000	Oth woven fbrs of synth stple fbrs of polyester stpl fbr mixed w/m-made flmnt	17,281	113,944	76,039	402,811
5515130000	Oth woven fabrics of synth stple fbrs of polyester stpl fbr mix w/wool/anml hair	17,868	81,592	126,279	1,044,050
5515190000	Other woven fabrics of synth stple fbrof other polyester staple fibres	117,500	593,640	1,153,111	5,172,941
5515210000	Oth wvn fbrs of acrylic/modacrylic mixed/solely with man-made filament	0	6,966	0	171,570
5515220000	Oth wvn fbrs of acrylic/modacrylic mixed/solely w/wool/fine anml hair	0	828	0	6,131
5515290000	Oth wvn fbrs of acrylic/modacrylic mixw/other than man-made flmnt/wool	2,196	70,792	21,191	485,027
5515910000	Oth woven fabrics mixed mainly/solely man-made filaments	8,736	34,760	83,575	355,998
5515990000	Oth woven fabrics mixed mainly/solely with other than man-made flmnt/wool	2,300	95,612	27,422	744,374
5516110000	Unbleached/bleached woven fabrics of artificial staple fibre; weight >=85%	14,000	101,842	105,650	449,619
5516120000	Dyed fbrs of artificial staple fibre; weight >=85% of artificial staple fibres	6,450	69,345	102,761	758,915
5516130000	Woven fabrics of yarns of diff color weight >=85% of artificial staple fibres	129	12,446	1,362	131,727
5516140000	Printed woven fabrics of yarns of diff color; wght >=85% of artificial staple fb	20,690	77,455	251,916	781,461
5516210000	Un/bleached woven fabrics of artificial staple fibre mix m-m-f; weight <85%	14,262	75,742	78,053	862,259
5516220000	Dyed woven fabrics of artificial staple fibre mix m-m-f; weight <85%	17,152	130,040	220,674	1,707,322
5516230000	Woven fabrics of yarn of diff color artificial staple fibre; weight <85%	0	837	0	11,956
5516240000	Printed woven fabrics of artifcl staple fibre mixed with m-m-f; weight <85%	61	1,416	4,635	26,075
5516310000	Un/bleached woven fabrics of artificial staple fibre mixed w/wool; weight <85%	0	7,449	0	15,011
5516320000	Dyed woven fabrics of artificial staple fibre mixed with wool; weight <85%	32,348	44,790	267,120	361,648
5516340000	Printed woven fabrics of staple fibre mixed with wool; weight <85%	0	5	0	522
5516410000	Un/bleached woven fabrics of artificial staple fibre mixed cotton; weight <85%	0	17,573	0	28,737
5516420000	Dyed woven fabrics of artificial staple fibre mixed with cotton; weight <85%	0	3,378	0	68,668
5516430000	Woven fabrics of yarn of diff colors mixed with cotton; weight <85%	16,373	70,951	169,481	565,641
5516440000	Printed woven fbrs of artifcl staple fibre mixed with cotton; weight <85%	0	15,330	0	184,045
5516910000	Other un/bleached woven fabrics of staple fbr mixed w/cotton; weight <85%	1,850	25,956	17,358	106,345
5516920000	Other dyed woven fabrics of artificial staple fibre mixed cotton; weight <85%	22,376	71,033	176,288	662,907
5516930000	Oth woven fabric of yarn of diff colors staple fibre mixed cotton; weight <85%	0	387	0	11,202
5516940000	Other printed woven fabrics of artifcl staple fibre mixed cotton; weight <85%	11,329	114,542	123,062	1,076,065
5601100000	Sanitary towels & tampons, napkins liners for baby & similar sanitary article	27,805	84,255	72,635	240,141
5601210000	Wadding & its articles of man-made fibres	746	2,600	14,029	46,763
5601221000	Wrapped cigarette tow of man-made fibres	8,170	77,694	62,040	632,523
5601229000	Other wrapped cigarette tow of man-made fibres	7,570	29,602	31,938	239,133
5601290000	Wrapped cigarette tow of other than man-made fibres	31,605	293,823	170,374	1,829,226
5601301000	Polyamide fibre flock of wadding material not exceeding 5 length.	270	52,282	3,475	213,490
5601309000	Textile flock & dust mill neps other than polyamide fibre flock; <=5 flock	6,839	23,764	40,180	296,546
5602100000	Needleloom felt & stitch-bonded fibre covered/laminated.	33,494	172,261	278,221	1,444,162
5602210000	Oth felt of wool/fine animal hair, not impregnated, coated, covered	8,417	11,171	460,442	546,041
5602290000	Oth felt of oth textile materials, not impregnated, coated, covered	10,904	23,299	135,189	420,187
5602900000	Felt, oth thn needleloom & oth felt not impregnated, coated, covered	28,073	170,057	173,074	865,086
5603110000	Non woven of man-made filament, not impregnated, covered/laminated; wght <=25g/m	906,795	3,873,881	2,797,692	11,759,159
5603120000	Non woven of m-m-f, not impregnated, covered/laminated; 25g/m < weight <70g/m	985,674	3,831,661	3,222,347	14,845,265
5603130000	Non woven of m-m-f, not impregnated, covered/laminated; 70g/m < weight <150g/m	441,459	1,613,304	1,294,286	5,165,094
5603140000	Non woven of m-m-f, not impregnated, covered/laminated; weight >150g/m	290,838	2,163,546	1,818,822	11,965,107
5603910000	Non woven of other, weight <=25g/m2	374,353	2,431,403	834,602	6,206,633
5603920000	Non woven of other 25g/m2 < weighing <=70g/m2	189,458	1,277,954	767,923	4,843,312
5603930000	Non woven of other 70g/m2 < weighing <=150g/m2	73,882	208,879	335,800	1,759,516
5603940000	Non woven of other, weight <=150g/m2	381,927	2,101,489	2,211,746	11,638,540
5604100000	Rubber thread & cord, textile covered and the like head 5404/5405	72,348	591,585	378,461	2,567,601
5604900000	Oth thn rubber thread & cord, textile covered & the like head 5404/5405	14,066	76,150	151,693	788,990
5605000000	Metallised yarn, whether/not gimped, metallised yarn, whether/not gimped,	13,557	83,138	52,346	510,108
5606000000	Gimped yarn, strip & the like of head gimped yarn, & strip & the like of head	61,879	292,418	131,478	783,088
5607210000	Binder/baler twine of sisal/othertextile fibres of genus agave	209	110,628	1,627	168,467
5607290000	Oth binder/baler twine of sisal/othertextile fibres of genus agave	50,596	299,057	126,119	868,594
5607410000	Binder/baler twine of polyethylene/polypropylene	15,392	49,352	30,459	258,433
5607490000	Gimp yarn, oth thn binder/balertwine, of polyethyln/polypropyln	618,179	3,367,705	756,969	4,581,881
5607501000	V-belt cord of man-made fibres treated resorcinol formaldehyde = 10000 dec	27,916	111,666	201,506	1,050,018
5607509000	V-belt cord of oth synth fbrs treated measuring more than 10,000 decitex	32,385	180,440	282,305	1,126,174
5607901000	Other gimped yarn, of artificial fibres, like of heading 5404/5405	6,239	38,558	85,955	454,186
5607902000	Other gimped yarn, of abaca/othhard fibres, like of heading 5404/5405	499	6,402	5,935	93,557
5607909000	Other gimped yarn, oth thn of abaca and artificial fibres	269,587	808,217	449,290	2,544,262
5608110000	Made up fishing net of man-made textile materials	232,467	1,657,264	375,524	2,522,409
5608192000	Net bags of man-made textile material	21,951	128,897	79,995	410,437

I.3. IMPOR MENURUT KOMODITI / IMPORT BY HS COMMODITY
 *** JUNI / JUNE 2010 ***

HS	Uraian Komoditi Commodity Description	Berat Bersih / Net Weight (Kg)		Nilai / Value C.I.F (US\$)	
		Bulan ini Current Month	Kumulatif Cum.Jan. to date	Bulan ini Current Month	Kumulatif Cum.Jan. to date
5608199000	Knotted of twine,oth than man-madetexti. matr.,fishg net&net bags	31,460	125,323	110,648	468,700
5608900000	Other knotted of twine,cordage/ropemade up fishg net and oth	55,600	478,275	246,714	1,326,650
5609000000	Articles of yarn,strip/the like of head5404/5405,twine,cordage,rope/cable	97,979	515,735	265,283	1,481,264
5701100000	Articles of yarn,like of head. 5404/5405,of wool/fine animal hair	34	99	1,357	3,013
5701909000	Articles of yarn,like of head. 5404/5405,oth than cotton, oth text.matr.	22,906	63,432	126,752	250,871
5702200000	Floor covering of coconut fibres (coir)not tufted/flocked	29,630	70,718	47,314	92,392
5702310000	Floor cov of pile constrct of wool/fineanimal hair,not made up, not tufted/floc	0	10,321	0	136,462
5702320000	Floor cov of pile construct of man-madetext mat, not made up,not tufted/flockec	5,787	31,772	48,133	190,429
5702391000	Floor cov of pile construct of cottonnot made up, not tufted/flocked	0	4,861	0	15,208
5702399000	Floor cov of pile construct of othertextile materials, not made up,not tufte	2,943	8,222	81,138	100,074
5702420000	Oth floor cov.of pile constrct made up,of man-made textile matrIs	348,223	1,429,248	559,069	2,326,707
5702499000	Oth floor cov.of pile constrct made up,oth thn cotton&jute,oth textile matrIs	0	3,809	0	2,532
5702509000	Oth floor cov.of pile constrct,notmade up,oth thn cotton&jute fibres	187	187	520	520
5702910000	Oth floor cov.not of pile constrct,made up,of wool/fine animal hair	18	18	203	203
5702920000	Oth floor cov.not of pile constrct,made up,of man-made textI matrIs	19,246	100,813	34,345	174,018
5702991000	Oth flr cov.not of pile cnstrct,made upof cotton,oth textile matrIs	0	25,452	0	18,467
5702999000	Oth flr cov.not of pile cnstrct,made upoth thn cttn&jute fibres,oth txtI mtrIs	0	2	0	3
5703100000	Carpet&oth txtI flr cov.,tufted, whthr/not made up,of wool/fine anim.hair	0	24,943	0	12,718
5703200000	Carpet&oth txtI flr cov.,tufted, whthr/not made up,of nyln/oth plyamid	98,424	614,500	284,722	1,556,073
5703300000	Carpet&oth txtI flr cov.,tufted, whthr/not made up,of oth man-md-txtI mtrIs	258,806	1,199,478	898,163	3,720,275
5703901000	Carpet&oth txtI flr cov.,tufted, whthr/not made up,of cotton,oth textile matrIs	500	24,034	2,736	37,129
5703909000	Carpet&oth txtI flr cov.,tufted, whthr/nt md up,not cttn&jute fbr,oth txtI mtrI	504	1,099	7,092	15,994
5704100000	Tiles, having a surface <=0,3m,felt,notufted/flocked,made up/not	4,101	95,539	15,642	102,541
5704900000	Tiles, having a surface >0,3m,felt,nottufted/flocked,made up/not	195,251	1,729,893	273,724	2,294,672
5705100000	Oth carpet&oth txtI flr cov.,whthr/not made, of cotton	0	36,163	0	60,886
5705900000	Oth carpet&oth txtI flr cov.,whthr/not made,oth thn cotton&fibres	155,188	748,336	237,470	1,089,557
5801100010	Woven pile&chenille fbrc,of wool/fine animals hairs,melton cloth(tennis)	17,204	58,298	191,188	636,567
5801100090	Woven pile&chenille fbrc,of wool/fine anml hairs,oth melton cloth(tennis)	65	25,452	1,297	129,455
5801210000	Uncut weft pile fabrics of cotton otherthan fabrics of head 5802/5806	758	10,692	6,254	121,096
5801220000	Cut corduroy of cotton oth than fabricof head 5802/5806	92,499	304,509	654,627	2,175,526
5801230000	Oth weft pile fabrics of cotton oth thnfabrics of head 5802/5806	216	32,504	3,503	174,045
5801240000	Warp pile fabrics, epingle£(uncut) ofcotton othr than fabrics of head 5802/06	0	67	0	1,327
5801250000	Warp pile fabrics of cotton, cut, otherthan fabrics of head 5802/5806	3,953	25,366	45,603	223,080
5801310000	Uncut weft pile fbrcs of man-made fbrsother than fabrics of head 5802/5806	600	10,654	4,200	84,502
5801320000	Cut corduroy of man-made fibres otherthan fabrics of head 5802/5806	11,552	40,871	60,452	219,559
5801330000	Oth weft pile fabrics of man-made fbrsother than fabrics of head 5802/5806	0	6,938	0	59,822
5801340000	Warp pile fbrcs, epingle(uncut) of man-made fbrs othr thn fbrc of head 5802/06	0	4,672	0	29,916
5801350000	Warp pile fabrics of man-made fbrs,cut,other than fabrics of head 5802/5806	24,335	97,587	199,890	827,691
5801360000	Chenille fabrics of man-made fribresother than fabrics of head 5802/5806	471	47,912	5,952	132,865
5801901000	Othr carpet & text floor covrng of silkthan fabrics of head 5802/5806	3,514	12,302	5,675	74,854
5801909000	Othr carpet & text floor covrng of oththan silk/fabrics of head 5802/5806	23,395	119,239	178,426	893,818
5802110000	Unbleachd terry towelling&smlar wovenfabrcs of cotton othr than head 5806	4,021	20,021	28,092	124,931
5802190000	Bleachd terry towelling&smlar wovenfabrcs of cotton othr than head 5806	16,574	106,521	127,075	833,159
5802200000	Terry towelling & imilar ofothr textilemat fbrcs of cotton othr than head 5806	491	2,459	1,679	16,113
5802300000	Tufted textile fabrics of cotton otherthan fabrics of head 5806	4,063	12,224	35,474	85,185
5803001000	Gauze, oth thn narrow fbrcs of heading58.06, of cotton	143	7,079	1,256	82,491
5803009000	Gauze, oth thn narrow fbrcs of heading58.06, oth thn cotton	659	665	8,118	8,967
5804101000	Tulles & other net fabrics of silk,notincl woven fabrics of head 6002 to 6006	701	9,542	36,212	352,896
5804102000	Tulles & other net fbrcs of cotton,notincl woven fabrics of head 6002 to 6006	18	5,444	246	138,933
5804109000	Tulles&oth net fbrc oth than silk/cottoninc woven fabrics of head 6002 to 6006	38,120	205,128	558,992	2,644,358
5804210000	Mechanically made lace of man-made fbrsexcl fabrics of head 6002 to 6004	75,496	249,434	1,684,064	6,920,668
5804290000	Mechanically made lace of oth textilemat. excl fabrics of head 6002 to 6004	25,530	199,561	585,555	4,220,152
5804300000	Mechanically hand-made lace excl.fabricof head 6002 to 6004	3,242	30,559	26,177	452,750
5805001000	Hand-woven tapestries of cotton, whetheror not made up	1,149	12,115	8,145	161,157
5805009000	Hand-woven tapestries of other thancotton, whether/not made yp	11	74,153	101	144,230
5806101000	Woven pile fabrics of silk other thangoods of head 5807	5,003	30,387	55,844	212,949
5806102000	Woven pile fabrics of cotton otherthan goods of head 5807	2,237	16,268	22,516	232,238
5806109000	Woven pile fabrics of other than silk/cotton other than goods of head 5807	6,492	61,625	99,010	714,952
5806200000	Oth woven fabrics;weight>=5% of elasto-meric yarn/thread	235,344	1,090,512	2,860,959	15,262,231
5806311000	Narrow woven fabrics of cotton for mfgof inkd ribbon oth thn goods of head 580	819	6,698	7,169	118,381
5806312000	Backing for electrical insulating paperother than good of head 5807	15	3,315	525	71,313
5806313000	Slide fastener ribbons;width<=12mmother than good of head 5807	2,409	4,828	37,294	64,045
5806314000	Webbings used in covering piping, polesand the like but goods of head 5807	933	7,411	8,409	74,167
5806319000	Other woven fabrics excluding goods ofhead 5807	28,305	148,921	541,342	3,127,853
5806321000	Narrow woven fabrics of man-made fibresfor seat belt webb excl goods of head !	61,505	584,255	471,115	3,936,167
5806322000	Slide fastener ribbon;width<=12mm of mfor seat belt webb excl goods of head 5	4,968	19,066	31,080	238,114
5806323000	Webbings used in covering piping, poles,other than good of head 5807	159	1,237	1,486	47,392
5806329000	Woven fbrcs of oth than cotton/man-madeofr other than goods of head 5807	261,336	1,333,214	2,179,512	11,199,363
5806391000	Woven fabrics of silk other than goodsof head 5807	745	6,784	9,436	79,746
5806399010	Woven fabrc for covering,piping, poles,other than goods of head 5807	161	20,120	965	229,227
5806399020	Narrow woven fabrics for mfg of ribbonstypewitr, no ink oth than good of head	19,738	42,839	165,483	491,619
5806399030	Narrow fabrics used for slide fastener;width<=12mm	0	3,298	0	19,724
5806399090	Narrow fabrics used for slide fastener;width>12mm	18,040	111,666	202,362	1,416,034
5806400000	Fabrics consist of warp without assbldby means of an adhesive	1,239	16,208	11,520	106,932
5807100000	Labels,badges, similar mat of woven,inpiece,strip,shape/size,not embroidere	310,241	1,581,139	3,967,845	21,470,542
5807900010	Labels,badges, similar mat of non wovenfbr in piece,strip,shape/size,not emb	23,587	97,991	302,261	1,267,253
5807900090	Labels,badges, similar mat of oth wovenfbr in piece,strip,shape/size,not emb	38,947	270,458	442,642	3,249,258
5808101000	Braid in the piece combined with rubberthreads, without embroidery, not knit/ci	6,235	42,116	16,879	297,738

I.3. IMPOR MENURUT KOMODITI / IMPORT BY HS COMMODITY
 *** JUNI / JUNE 2010 ***

HS	Uraian Komoditi Commodity Description	Berat Bersih / Net Weight (Kg)		Nilai / Value C.I.F (US\$)	
		Bulan ini Current Month	Kumulatif Cum.Jan. to date	Bulan ini Current Month	Kumulatif Cum.Jan. to date
5808109000	Braids not in the piece combined with threads, without embroidery, not knit/cr	19,476	273,652	186,577	941,182
5808901000	Oth braids combined with rubber threads without embroidery, not knitted/crochet	110,668	412,363	836,150	4,705,604
5808909000	Oth braid combined with oth than rubber threads, without embroidery, not knit/cr	10,200	32,993	135,087	463,795
5809000000	Woven fabrics of metal thread & woven fabrics of metallised yarn of head 5605	457	31,330	8,185	199,490
5810100000	Embroidery without visible ground, in plain strip motifs	477	995	43,317	67,197
5810910000	Embroidery of cotton, without visible ground, in strip motifs	103,247	367,426	1,230,144	5,275,154
5810920000	Embroidery of man-made fibres, without visible ground, in piece, in strip motifs	11,760	119,977	232,436	2,248,839
5810990000	Embroidery of other textile material, visible ground, in piece, in strip motifs	186,551	984,308	2,136,762	11,315,791
5811000000	Quilted textile prods in the piece, with mat assembled othr than embrdry of 5	3,327	120,010	41,243	1,553,659
5901000000	Textile fabrics coated w/gum/amylaceused for covers books and the like	15,957	93,815	147,550	434,666
5901901000	Textile fabrics coated w/gum/amylacefor tracing cloth	161	10,767	984	142,066
5901902000	Textile fabrics coated w/gum/amylaceprepared painting canvas	5,541	24,587	14,102	68,182
5901909000	Textile fabrics coated w/gum/amylacefor other than tracing cloth/paintg c	26,165	197,209	136,270	878,280
5902101000	Chafar canvas type of nylon/oth poly-amides, high tenacity, rubberised	70,113	485,980	468,711	2,117,970
5902109000	Chafar canvas type of nylon/oth poly-amides, high tenacity, not rubberised	1,170,764	6,548,719	4,954,117	27,890,720
5902202000	Chafar canvas type of polyester, highnylon, tenacity, rubberised	1,188	29,184	16,253	256,115
5902209000	Chafar canvas type of polyester, highnylon, tenacity, not rubberised	934,646	3,432,869	3,937,939	14,200,689
5902900000	Tyre cord fabric of high tenacity yarn, oth thn nlyn/oth polymd&polyst	19,612	29,145	184,346	304,905
5903100000	Textile fabrics impregnat, coat, cover with polyvinyl chloride	3,747,631	14,495,528	4,774,794	18,358,684
5903200000	Textile fabrics impregnat, coat, cover with polyurethane	932,601	4,793,431	7,869,297	39,856,046
5903901000	Impregnated textile fabrics of nylon canvoated with plastics oth than of head 59	85,978	337,450	864,052	3,286,217
5903909000	Oth imprgntd text fbr of oth than nylon canvas coated w/plastic oth thn of head	382,363	1,948,793	3,275,202	16,658,408
5904100000	Linoleum, cut to shape/not, coating applied on textile backing	173	15,553	1,286	63,484
5904900000	Oth linoleum, cut to shape/not, coating applied on textile backing	2,573	5,505	17,446	45,636
5906100000	Adhesive tape; width <= 20cm, oth than of heading 5902	24,165	130,509	387,531	2,037,446
5906910000	Knitted/crocheted linoleum, whether of not to shape	59,862	294,821	282,398	1,674,569
5906991000	Linoleum for hospital rubber sheeting, whether/not cut to shape.	1,407	1,922	7,707	13,150
5906999000	Linoleum not for hospital rubber sheeting whether/not cut to shape.	88,560	529,297	699,200	4,237,024
5907001000	Fabrics impregnated, coated/covered oil of oil-based preparation	218	38,858	21,813	137,847
5907003000	Textile fabrics impregnated, coated/covered with fire resistant chemical	0	1,828	0	15,173
5907004000	Fabrics imprgntd, coated/covered flockvelvet, the entire surface of textile fl	1,156	19,875	8,180	143,209
5907005000	Fabrics impregnated, coated/covered wax, bitumen/similar product	0	17,630	0	25,375
5907006000	Fabrics impregnated, coated/covered other materials	19,943	373,029	37,746	576,717
5907009000	Oth textile fabrics not impregnated, covered with other materials	5,924	46,902	143,819	884,654
5908001000	Wick; incandescent gas mantles whether/not impregnated	6,342	29,492	11,700	54,083
5908009000	Textile oth than wick; incandescent gas mantles, whether/not impregnated	166	4,051	910	24,712
5909001000	Fire hoses and similar textile tubing	20,302	166,218	60,949	743,660
5909009000	Oth textile hose piping & similar textile tubing	4,250	115,397	67,533	330,054
5910000000	Transmssn/convyr belts/belting, of textl matrl, whether/not impregnated,	185,338	490,678	888,505	2,417,949
5911100000	Textile fabrics, felt&felt-lined wovencoated with rubber, leather/oth materi	133,388	579,459	1,665,875	7,053,070
5911200000	Bolting cloth, whether/not made up	5,790	40,788	60,903	505,431
5911310000	Textile fabrics&felts; weight < 650 g/m, in making/similar machinery	5,859	46,788	793,873	5,388,231
5911320000	Textile fabrics&felts; weight >= 650 g/m, in making/similar machinery	55,333	576,342	3,296,640	20,127,369
5911400000	Straining cloth of a kind used in oiler the like incl that of hair	199	4,434	5,627	96,554
5911901000	Textile packings & gaskets used in making/similar machinery	296	67,509	17,118	281,497
5911909000	Oth than textile packings & gaskets used in making/similar machinery	140,383	554,797	1,806,128	8,560,536
6001101000	Unbleached long pile, knitted/crocheted, mercerised	11,549	73,100	53,034	613,021
6001109000	Bleached long pile, knitted/crocheted, not mercerised	63,283	179,087	674,208	1,752,088
6001210000	Looped pile fabrics of cotton, knitted/crocheted	40,696	378,662	400,695	2,885,438
6001220000	Looped pile fabric of man made fibre, knitted/crocheted	27,169	361,271	326,978	2,834,019
6001290000	Looped pile fabric of oth textls matrls, knitted/crocheted	4,713	91,278	35,661	631,868
6001910000	Oth pile fabrics, of cotton, knitted/crocheted	55,523	329,322	342,191	1,904,602
6001921000	Oth pile fabrics, of man made fibres, unbleached	116,507	511,414	847,771	3,834,550
6001929000	Oth pile fabrics, of man made fibres, oth than unbleached	248,296	964,803	1,548,346	6,756,285
6001991000	Unbleached fabrics of oth textile materials, not mercerised	541	20,035	4,291	148,577
6001999000	Bleached fabrics of oth textile materials, not mercerised	89,891	168,085	701,637	1,349,029
6002400000	Knit/croc fbrcs; weight > 5% of elastome yarn, no rubber thread, oth than of head	348,947	1,754,878	2,163,379	12,712,957
6002900000	Knit/croc fbrcs; weight < 5% of elastome yarn, no rubber thread, oth than of head	1,350,158	7,955,530	10,082,405	66,458,504
6003100000	Knit/croc fbrcs of wool/fine animal hair, width <= 30cm oth than 6001/6002	181	267	332	6,397
6003200000	Knit/crocheted fabrics of cotton width <= 30cm oth than 60.01/60.02	224,902	544,202	1,631,969	3,705,301
6003300000	Knit/crocheted fabrics of synthetic fibr, width <= 30cm oth than 6001/6002	27,509	91,697	241,742	974,552
6003400000	Knit/crocheted fabrics of artificial width <= 30cm oth than 60.01/60.02	61	4,469	545	83,338
6003900000	Oth knit/croc fabrics, width <= 30cm oth than 60.01/60.02	20,430	109,962	225,665	1,005,152
6004101000	Knitted swimwear fabric; weight 80% synth yarn; 20% elastic yarn	468,319	2,902,148	2,989,700	23,462,319
6004109000	Knit/croc fabric, width <= 30cm con. > 20%, oth thn of heading 6001	1,180,488	6,333,545	7,328,723	39,140,626
6004900000	Oth knitted/crocheted fabrics; width <= 30cm oth than of heading 6001	223,256	1,243,830	3,550,031	14,222,662
6005210000	Warp knit fabrics of cotton oth than of heading 60.01-60.04	17,222	140,946	119,736	1,015,931
6005220000	Dyed warp knit fabrics of cotton oth than of heading 60.01-60.04	23,499	357,106	182,381	2,388,145
6005230000	Warp knit fabrics of yarn of diff color oth than of heading 60.01-60.04.	26,850	214,987	206,774	1,624,893
6005240000	Printed warp knit fabrics of cotton oth than of heading 60.01-60.04	49,703	142,645	539,776	1,377,198
6005311000	Wrp knit fbr, of synthtc, bleach/no, swimwr, of polyester&polybutylene	12,867	144,802	85,189	1,035,087
6005319000	Wrp knit fbr, of synthtc, bleach/no, oth thn swimwr, of polystr&polybutyl	303,108	1,401,490	2,406,824	11,659,675
6005321000	Warp knit fabric, of synthtc, dyed, swimwr, of polyester&polybutylene	28,144	237,490	309,416	2,191,665
6005329000	Warp knit fabric, of synthtc, dyed, oth thn swimwr, of polystr&polybutyl	72,094	738,159	985,710	7,564,973
6005331000	Wrp knit fbr, of synthtc, yarn diff clr, swimwr, of polyester&polybutylene	1,930	2,053	33,328	35,073
6005339000	Wrp knit fbr, of synthtc, yarn diff clr, oth thn swimwr, of polystr&polybutyl	171,774	564,934	2,200,481	6,912,930
6005341000	Warp knit fabric, of synthtc, printed, swimwr, of polyester&polybutylene	3,122	42,579	45,470	477,288
6005349000	Warp knit fabric, of synthtc, printed, oth thn swimwr, of polystr&polybutyl	54,313	95,150	260,983	411,878

I.3. IMPOR MENURUT KOMODITI / IMPORT BY HS COMMODITY
 *** JUNI / JUNE 2010 ***

HS	Uraian Komoditi Commodity Description	Berat Bersih / Net Weight (Kg)		Nilai / Value C.I.F (US\$)	
		Bulan ini Current Month	Kumulatif Cum.Jan. to date	Bulan ini Current Month	Kumulatif Cum.Jan. to date
6005410000	Warp knit fabrics of artifical fibres ofthan of heading 60.01-60.04	954	15,329	7,769	101,130
6005420000	Dyed warp knit fabrics of artifical fibroth than of heading 60.01-60.04.	8,198	289,766	77,346	2,056,295
6005430000	Warp knit fbrc of artfcl fbrs yarn ofdiff cls,oth than of heading 60.01-60.04	0	2,836	0	10,831
6005440000	Printed warp knit fabrics of artificaloth than of heading 60.01-60.04.	0	23,648	0	41,210
6005900000	Oth warp knit fabrics oth than ofheading 60.01-60.04	189,697	784,496	1,277,159	5,001,211
6006100000	Oth knit/crochtd fbrcs of wool/fineanimal hair oth than of head 6001-6004	67,925	293,125	267,931	1,949,820
6006210000	Oth knit/crochtd fbrcs of cottonoth than of heading 60.01-60.04.	99,907	342,608	596,239	2,315,802
6006220000	Oth dyed knit/crochtd fbrcs of cottonoth than of heading 60.01-60.04.	3,448,836	15,273,076	23,049,555	112,072,344
6006230000	Oth knit/crochtd fbrcs of yarn of difcolor oth than of heading 60.01-60.04	1,355	117,949	19,023	779,337
6006240000	Oth printed knit/crochtd fbrcs ofcotton oth than of heading 60.01-60.04.	138,836	674,771	1,323,030	6,041,334
6006311000	Oth warp knit fbrcs of nylon fibr meshfor as a backng material for mosaic tile	17,238	38,766	120,790	318,569
6006319000	Oth warp knit fbrcs of oth than ofheading 60.01-60.04.	280,983	1,276,916	3,060,266	13,016,497
6006321000	Dyed nylon fibre mesh for use as backngmat for mosaic tiles oth than head 6001-	259,579	1,539,191	1,851,683	10,877,932
6006329000	Oth dyed nylon fibres material formosaic tiles oth than head of 6001-6004	168,623	960,043	1,421,026	8,201,968
6006330000	Oth knittd/crochetd fbrc synthtc,of yarn of diff colors	16,140	39,011	101,247	279,503
6006340000	Oth knittd/crochetd fbrc synthtc,printed	5,337	248,405	16,083	2,312,350
6006410000	Oth warp knit fabrics of artificalfibres oth than of heading 60.01-60.04.	189	189	1,059	1,059
6006420000	Oth dyed warp knit fabrics of artifi-cial fibres oth than of head 60.01-60.04	538,911	1,335,725	5,137,579	11,299,593
6006430000	Oth warp knit fabrics of yarn of difcolor oth than of heading 60.01-60.04	0	12,481	0	97,387
6006440000	Oth warp knit fabrics of artificalfibres printed oth than of head 60.01-60	35,077	60,843	333,018	574,253
6006900000	Oth warp knit fabrics oth than of artcial fibres oth than of head 6001-6004	304,513	1,691,895	2,016,033	11,352,174
6101200000	Male's wear of cotton oth than ofhead 61.03	1,284	128,990	30,111	1,020,480
6101300000	Male's wear of man-made oth thanof head 61.03	344	1,076	13,311	35,835
6101900000	Male's wear of oth textile materialoth than of head 61.03	0	246	0	775
6102200000	Female's wear of cotton,knitted/crocheted oth than of head 6104	135	4,174	7,396	83,094
6102300000	Female's wear of man-made fibres,knitted/crocheted oth than of head 61	94	872	7,314	33,624
6102900000	Female's wear of oth textile materials,knitted/crocheted oth than of head 61	462	11,913	2,131	36,274
6103100000	Mens/boys suits(oth thn swimwr)knitted/crocheted	43	25,175	228	303,037
6103220000	Male' ensembles of cotton	760	7,473	6,710	25,658
6103230000	Male' ensembles of synthetic fibres	1,543	1,543	18,480	18,480
6103290000	Men/boy ensembl of oth textls matrsls(oth thnswimwr)knitt/crochet	39,729	83,369	375,253	865,702
6103320000	Male's jackets & blazers of cotton	1,922	6,805	17,167	87,874
6103330000	Male's jackets & blazers of syntheticfibres	1,524	5,504	43,012	131,803
6103391000	Male's jackets & blazers of ramie,linenor silk	0	8,572	0	114,285
6103399000	Male's jackets & blazers of oth textilmaterials	519	5,356	2,212	50,972
6103410000	Male's trousers,bib&brace overall,breeches&shorts of wool/fine animal hair	0	4	0	775
6103420000	Male's trousers,bib&brace overall,breeches&shorts of cotton	20,338	75,282	114,257	563,786
6103430000	Male's trousers,bib&brace overall,breeches&shorts of synthetic fibres	5,144	20,558	55,950	254,598
6103490000	Men/boy trousr,bib&brace overll,breech&short of oth textl matr,knitt/crochet	2,076	5,239	52,092	93,696
6104130000	Female's suits of synthetic fibres	0	173	0	516
6104192000	Women/girl suits,of cotton synthtcfibres,of oth textl matr,knitt/crochet	0	1,174	0	4,235
6104199000	Female's suits of oth textile material	84,327	152,245	350,255	1,077,101
6104220000	Female's ensembles of cotton	13,980	17,435	31,821	43,954
6104230000	Female's ensembles of synthetic fibres	171	403	414	1,869
6104290000	Womens/girls ensembles,of oth textl matr,knitted/crocheted	0	153	0	6,513
6104320000	Female's jackets & blazers of cotton	2,583	12,070	17,231	91,568
6104330000	Female's jackets & blazers of syntheticfibres	506	2,506	17,661	68,598
6104390000	Women/girl jackets&blazers,of oth textl matr,knitt/crochet	315	644	12,817	26,112
6104410000	Dresses of wool/fine animal hair, knitted/crocheted	0	7	0	1,453
6104420000	Dressed of cotton	57,763	141,132	189,973	624,978
6104430000	Dressed of synthetic fibres	16,557	46,686	77,402	318,988
6104440000	Dressed of artificial fibres	1,498	7,877	58,154	316,234
6104490000	Dresses of other textile materials	61,874	115,641	205,859	424,449
6104510000	Female's skirts & divided skirt of woolor fine animal hair	7	7	190	190
6104520000	Female's skirts & divided skirts ofcotton	11,421	26,916	40,221	135,573
6104530000	Female's skirts & divided skirts ofsynthetic fibres	9,959	36,837	27,169	126,464
6104590000	Women/girl skirts&devided skirts,of oth textl matr,knitt/crochet	1,502	133,065	9,088	937,621
6104610000	Female's trousers, bib & brace overallsbreeches & shorts of fine animal hair	0	13	0	2,316
6104620000	Female's trousers, bib & brace overallsbreeches & shorts of cotton	299,759	1,217,169	1,044,101	4,006,229
6104630000	Female's trousers, bib & brace overallsbreeches & shorts of synthetic fibres	98,221	451,430	253,885	1,209,848
6104690000	Womn/girl trousr,bib&brace overll,brh&short f oth textl matr,knitt/crochet	692	7,203	24,645	163,575
6105100000	Male's wear of cotton, knitted/crocheted	65,794	192,768	697,955	2,635,141
6105201000	Male's wear of synthetic fibres, knittedor crocheted	658	19,746	20,034	521,025
6105202000	Male's wear of artificial fibres, knitteor crocheted	4	173	145	12,386
6105900000	Men/boy shirts of oth textls matrsls,knitt/crochet	26,915	52,537	176,835	342,195
6106100000	Female's wear of cotton, knitted/crocheted	172,270	513,357	752,520	2,398,706
6106200000	Female's wear of man-made, knittedor crocheted	44,851	172,223	136,509	651,796
6106900000	Womn/girl blous,shirt&shirtblous,oth textl matr,knitt/crocht	125,673	265,718	1,219,891	2,490,970
6107110000	Male's underpants & briefs of cotton	22,356	73,804	136,864	786,363
6107120000	Male's underpants & briefs of man-madefibres	5,985	51,069	21,453	265,638
6107190000	Male's underpants & briefsof oth textls matrsls	758	6,445	3,496	36,492
6107210000	Male's nightshirts & pyjamas of cotton	10,588	47,732	31,132	161,146
6107220000	Male's nightshirt & pyjama of man-madefibres	9,868	17,458	24,808	42,870
6107290000	Male's nightshirt&pyjamasof oth textls matrsls	126	5,377	556	29,892
6107910000	Oth wear articles of cotton	62,794	255,896	142,510	578,093
6107990000	Oth wear male of oth textls matrsls	0	2,772	0	5,569
6108110000	Female's slips & petticoats of man-made fibres	57	512	1,887	14,352
6108199090	Female's slips & petticoats oth thnsilk, of oth textls matrsls	24	1,118	1,001	53,741

I.3. IMPOR MENURUT KOMODITI / IMPORT BY HS COMMODITY
 *** JUNI / JUNE 2010 ***

HS	Uraian Komoditi Commodity Description	Berat Bersih / Net Weight (Kg)		Nilai / Value C.I.F (US\$)	
		Bulan ini Current Month	Kumulatif Cum.Jan. to date	Bulan ini Current Month	Kumulatif Cum.Jan. to date
6108210000	Briefs & panties of cotton	230,967	818,953	831,600	2,750,518
6108220000	Briefs & panties of man-made fibres	251,344	861,684	637,784	2,266,041
6108290000	Female's brief&pantie,knitt/crochetof oth textls matrsl	5,148	19,158	19,022	108,241
6108310000	Nightdresses & pyjamas of cotton	22,393	114,709	57,600	325,288
6108320000	Nightdresses & pyjamas of man-made fibres	6,613	27,008	20,857	74,778
6108390000	Female nightdress&pyjama,of othtextls matrsl,knitt/crochet	30,811	31,346	226,282	240,319
6108910000	Negliges, bathrobes, dressing gowns ofcotton	6,978	14,003	13,805	38,929
6108920000	Negliges, bathrobes, dressing gowns ofman-made fibres	626	4,246	1,647	40,624
6108990000	Oth famale wear,of oth textl matr,knitted/crocheted	0	949	0	7,643
6109101000	Men/boys't-shirts, singlets & othvests, knitted/crocheted of cotton	54,003	252,602	524,082	3,167,026
6109102000	Women/girls't-shirts,singlets & othvests, knitted/crocheted of cotton	73,365	258,514	670,453	3,274,142
6109901000	Men/boys't-shirts,singlets & oth vestsknit./crocheted of ramie, linen/silk	471	10,256	2,749	55,283
6109902000	Men/boys't-shirts,singlets & oth vestsknitted/crocheted of oth materials	5,807	30,898	202,429	1,236,026
6109909000	T-shirt,singlet&oth vest,knitte/crochet,of oth txtl mtrl,oth thn f rami,linn&slk	37,275	124,533	247,470	1,408,153
6110110000	Jerseys,pullovers, cardigans, waistcoatof wool	33,009	41,265	467,890	597,219
6110120000	Jerseys,pullovers, cardigans, waistcoatof cashmir (cashmere) goats	0	10	0	1,460
6110190000	Jerseys,pullovers, cardigans, waistcoatof oths wool/fine animal hair	0	2,141	0	27,696
6110200000	Jerseys,pullovers, cardigans, waistcoatof cotton	26,280	495,529	352,561	3,926,416
6110300000	Jerseys,pullovers, cardigans, waistcoatof man-made fibres	10,669	37,290	277,166	964,819
6110900000	Jersey,pullover,cardign,waistcoat&similararticle,knitt/crochet,of oth txtl mtrl	319	7,292	22,011	211,358
6111200000	Babie garment&clothing accessorie,knitt/crochet,of cotton	16,920	61,197	235,477	1,049,152
6111300000	Babie garment&clothing accessorie,knitt/crochet,of synthtc fibres	4,581	13,206	17,746	82,517
6111900000	Babie garment&clothing accessorie,knitt/crochet,of oth txtl mtrl	27	1,425	291	22,396
6112110000	Track suits of cottonknitted/crocheted	1,493	4,044	12,757	31,625
6112120000	Track suits of synthetic fibresknitted/crocheted	0	114	0	7,876
6112190000	Track suits of oth txtl mtrl,knitted/crocheted	1	1	14	14
6112200000	Ski suitsknitted/crocheted	180	180	8,602	8,602
6112310000	Male's swimwear,of synthtc fibr,knitted/crocheted	1,971	8,216	76,051	409,130
6112390000	Male's swimwear,of oth txtl mtrl,knitted/crocheted	112	191	5,764	8,329
6112410000	Female swimwear,of synthtc fibr,knitted/crocheted	577	14,015	31,799	631,320
6112490000	Female swimwear,of oth txtl mtrl,knitted/crocheted	16	164	279	4,069
6113001000	Diver wetsuit,made up of knitt/cochet,fabrics of heading 5903, 5906/5907	0	24,322	0	10,315
6113002000	Protectve/safety garmnt fr worker,made-up of knitt/cochet,head 5903;5906;5907	3,328	21,104	14,146	139,003
6113009000	Oth garment,made up of knitt/crochetfabrics of heading 5903,5906/5907	3,688	24,144	45,260	276,450
6114200000	Oth garments, knitted/crocheted ofcotton	952	7,497	29,926	138,761
6114300000	Oth garments, knitted/crocheted ofof man-made fibres	3,540	10,294	28,509	140,963
6114900000	Oth garments, knitted/crocheted ofof oth textile materials	1,057	89,394	30,058	928,198
6115100000	Panty hose & tights of graduatedcompression hosiery	0	1,477	0	19,658
6115210000	Panty hose & tights of synthetic fibres,single yarn<67 decitex, elastic/rubber	5	5,230	134	30,537
6115220000	Panty hose & tights of synthetic fibres,single yarn<67/>67 decitex,	7,075	13,510	27,756	56,144
6115291000	Stockings,socks,sockettes of cottonsingle yarn<67 decitex, elastic/rubber	863	4,977	9,420	33,657
6115299000	Panty hose & tights of oth than cottonelasticated/rubberised	3,465	16,957	6,825	78,599
6115309000	Women's full-length,knee-length hosieryof oth than cotton, single yarn<67 dtex	1,043	3,548	2,719	31,563
6115940000	Oth stockings,socks, of wool/fineanimal hair,single yarn < 67 decitex	16	341	744	17,271
6115950000	Oth stockings,socks, of cotton,single yarn < 67 decitex	31,744	95,213	137,270	667,387
6115960000	Oth stockings,socks,sockettes ofsynthetic fibres,single yarn < 67 dtex	22,848	85,031	80,121	334,978
6115990000	Oth stockings,socks,sockettes ofothtextile materials, single yarn<67 dtex	1,365	3,220	3,747	14,162
6116100000	Gloves,mittens, mitts, knitted,croch.impregn. coated/covered plastics/rubber	1,071	30,059	7,500	355,522
6116910000	Gloves,mittens,of wool/fine animal hairknit. not impregn.coat.plastics/rubbers	155	758	4,113	18,374
6116920000	Gloves,mittens,of cotton knitted,croch.not impregnated coated plastics/rubbers	8,294	48,725	13,013	91,795
6116931000	Gloves,mittens,of synthetic fibresknit.not impregn.coat.plastics/rubbers	0	45	0	2,241
6116939000	Gloves,mittens,of oth th synthetic fibrsknit.not impregn.coat.plastics/rubbers	10,469	28,770	42,974	169,128
6116990000	Gloves,mittens,of oth textile materialsknit.not impregn.coat.plastics/rubbers	589	1,186	38,830	41,598
6117101000	Shawls, scarves, mufflers, mantillas,& the like of cotton	460	9,560	5,591	67,959
6117109000	Shawls, scarves, mufflers, mantillas,& the like of oth textile materials	6,273	24,441	87,947	327,178
6117801100	Ties, bow ties & cravats of wool/fineanimal hair	0	3,814	0	56,908
6117801900	Ties, bow ties & cravats of oth thanwool/fine animal hair	1,016	14,576	8,839	224,034
6117809000	Oth access of oth than wool/fineanimal hair	26,618	109,050	401,854	1,686,319
6117900000	Oth parts of garment	62,434	226,017	471,835	2,356,345
6201110000	Men/boys' overcoats,raincoats,car-coats,cloaks of wool/fine animal hair	1	1,287	2	23,808
6201120000	Men/boys' overcoats,raincoats,car-coats,cloaks of cotton	1	2,228	15	26,096
6201130000	Men/boys' overcoats,raincoats,car-coats,cloaks of man-made fibres	678	3,383	4,136	34,366
6201190010	Men/boys' overcoats,raincoats,car-coatscapes,cloaks of silk	282	1,064	153	4,314
6201190020	Men/boys' overcoats,raincoats,car-coatscapes,cloaks of ramie	1	1	50	50
6201190090	Men/boys' overcoats,raincoats,car-coats,cloaks of oth man-made fibres	841	3,923	11,924	40,879
6201910000	Men/boys' anorak, wind-cheaters/jacketsof wool/fine animal hair	0	32	0	524
6201920000	Men/boys' anorak, wind-cheaters/jacketsof cotton	358	22,235	20,169	170,086
6201930010	Men/boys' anorak, wind-cheaters/jacketsof batik	67	106	21,345	23,865
6201930090	Men/boys' anorak, wind-cheaters/jacketsof oth man-made fibres	428	6,221	33,157	226,754
6201990090	Men/boys' anorak, wind-cheaters/jacketsof oth textile materials	112	6,640	6,738	67,020
6202110000	Women/girls' overcoats,raincoats, car-coats, capes of wool/fine animal hair	0	3,112	0	12,129
6202120000	Women/girls' overcoats,raincoats, car-coats, capes of cotton	55	2,142	5,006	94,466
6202130010	Women/girls' overcoats,raincoats, car-coats, capes of batik	0	2	0	95
6202130090	Women/girls' overcoats,raincoats, car-coats, capes of oth man-made fibres	93	1,749	5,959	65,136
6202190010	Women/girls' overcoats,raincoats, car-coats, capes of silk	0	113	0	1,989
6202190020	Women/girls' overcoats,raincoats, car-coats, capes of ramie	0	1	0	279
6202190090	Women/girls' overcoats,raincoats, car-coats, capes of oth textile materials	19	523	6,290	19,413
6202910000	Women/girls' anorak,wind-cheater/jacketsof wool/fine animal hair	1	42	62	2,043

I.3. IMPOR MENURUT KOMODITI / IMPORT BY HS COMMODITY
 *** JUNI / JUNE 2010 ***

HS	Uraian Komoditi Commodity Description	Berat Bersih / Net Weight (Kg)		Nilai / Value C.I.F (US\$)	
		Bulan ini Current Month	Kumulatif Cum.Jan. to date	Bulan ini Current Month	Kumulatif Cum.Jan. to date
6202920000	Women/girls'anorak,wind-cheater/jacketsof cotton	728	7,096	42,235	137,708
6202930090	Women/girls'anorak,wind-cheater/jacketsof oth man-made fibres	622	1,830	40,800	93,944
6202990090	Oth famale wear,of oth textl matr,oth than silk & ramie	42	1,236	2,350	12,843
6203110000	Men/boys'suits of wool/fine animalhair	29,799	99,760	77,092	289,859
6203120000	Men/boys' suits of synthetic fibres	230	1,813	5,921	52,614
6203191000	Men/boys' suits of cotton	0	632	0	9,986
6203199090	Male's suits, of oth textl matr,oth thn silk&ramie,oth thn cotton	100	196	432	9,616
6203220000	Men/boys' ensembles of cotton	0	741	0	1,905
6203230000	Men/boys' ensembles of synthetic fibres	0	2,321	0	6,523
6203290090	Male's ensembles, of oth textl matr,oth than silk & ramie	0	553	0	4,353
6203310000	Men/boys' jackets & blazers of woolor fine animal hair	10,101	47,861	65,655	325,638
6203320000	Men/boys' jackets & blazers of cotton	12,140	175,030	54,577	659,779
6203330000	Men/boys' jackets & blazers of syntheticfibres	7,048	117,394	45,298	557,310
6203390010	Male jact&blazr, of oth textl matr,of silk	0	33	0	2,800
6203390090	Male jact&blazr, of oth textl matr,oth than silk & ramie	57	1,425	1,394	79,668
6203410000	Trousr,bib&brace overll,brech&short,of wool/fine animal hair,male wear	277,497	637,202	735,535	1,854,537
6203421000	Men/boys' bib & brace overalls ofcotton	223	3,459	5,889	82,119
6203429000	Men/boys' trousers of cotton	438,304	1,466,628	1,815,564	6,623,461
6203430000	Trousr,bib&brace overll,brech&short,of synthtc fibres,male wear	18,817	63,289	293,145	1,073,327
6203490010	Trousr,bib&brace overll,brech&short,of oth txtl mtrl,of silk, for mens/boys	49	58	1,514	1,537
6203490090	Trousr,bib&brace overll,brech&short,of oth txtl mtrl,oth thn rami&silk,for m	1,137	17,053	22,609	240,121
6204110000	Women/girls' suits of wool/fineanimal hair	0	360	0	1,764
6204120000	Women/girls' suits of cotton	0	6,960	0	35,034
6204130000	Women/girls'suits of synthetic fibres	63	106	163	2,138
6204190010	Female suit, of oth textl matr,oth thnswimwear,of silk	9	31	594	2,167
6204190020	Female suit, of oth textl matr,oth thnswimwear,of ramie	0	3	0	855
6204190090	Female suit, of oth textl matr,oth thnswimwear,oth than silk & ramie	1,280	16,505	5,085	63,237
6204220000	Women/girls' ensembles of cotton	2,647	6,285	6,926	32,138
6204230000	Women/girls' ensembles of syntheticfibres	2,948	7,427	6,437	17,370
6204290090	Female ensembl, of oth textl matr,oththn swimwear,of silk&ramie	0	61	0	2,444
6204310000	Women/girls' jackets & blazers ofwool/fine animal hair	6	134	3,107	13,899
6204320000	Women/girls' jackets & blazers ofcotton	8,522	55,696	58,843	478,512
6204330000	Women/girls' jackets & blazers ofsynthetic fibres	2,039	18,811	24,335	233,505
6204390010	Female jact&blazr,of oth txtl mtrl,oththn swimwear,of silk	46	533	3,018	36,186
6204390090	Female jact&blazr,of oth txtl mtrl,oththn swimwear,of silk&ramie	418	4,272	28,545	155,691
6204410000	Dresses of wool/fine animal hairnot knitted/crocheted	4,679	23,563	12,319	77,763
6204420000	Dresses of cotton	68,576	179,417	370,498	1,575,611
6204430000	Dresses of synthetic fibres	19,656	131,475	115,968	721,883
6204440000	Dresses of artificial fibres	1,664	7,578	67,877	309,505
6204490010	Female dresses,of oth textl matr,oththn swimwear,of silk	663	4,011	45,628	244,893
6204490020	Female dresses,of oth textl matr,oththn swimwear,of ramie	0	5	0	1,303
6204490090	Female dresses,of oth textl matr,oththn swimwear,of silk&ramie	707	5,253	36,023	310,094
6204510000	Skirts & divided skirts of wool/fineanimal hair	6,078	20,399	17,040	63,423
6204520000	Skirts & divided skirts of cotton	18,839	75,999	146,812	747,782
6204530000	Skirts & divided skirts of syntheticfibres	11,883	34,753	50,234	225,028
6204590010	Feml skirt&dvde skrt, oth txtl mtrl,oththn swimwear,of silk	124	881	9,531	58,765
6204590020	Feml skirt&dvde skrt, oth txtl mtrl,oththn swimwear,of ramie	56	57	2,054	2,056
6204590090	Feml skirt&dvde skrt, oth txtl mtrl,oththn swimwear,of silk&ramie	8,149	20,169	46,542	220,406
6204610000	Women/girls' trousers,bib&brace overallbreeche,short of wool/fine animal hair	35	431	2,099	15,006
6204620000	Women/girls' trousers,bib&brace overallbreeches,shorts of cotton	153,925	652,057	880,266	4,264,059
6204630010	Women/girls' trousers,bib&brace overallbreeches,shorts of batik	0	88	0	2,003
6204630099	Oth women/girls' flyers coveralls	22,282	82,149	97,421	581,297
6204690010	Trousr,bib&brace overll,brech&short,of oth txtl mtrl,of silk, for womens/gir	84	539	5,380	35,199
6204690020	Trousr,bib&brace overll,brech&short,of oth txtl mtrl,of ramie, for womens/gi	123	123	420	420
6204690090	Trousr,bib&brace overll,brech&short,of oth txtl mtrl,oth thn silk&rami, wmn	172,964	394,318	649,280	1,580,196
6205200000	Men/boys' shirts of cotton	28,833	129,001	423,912	2,468,674
6205300000	Men/boys' shirts of man-made fibres	3,533	11,045	53,215	277,888
6205900010	Male's shirts,of oth textl matr,of silk	146	262	6,847	17,039
6205900020	Male's shirts,of oth textl matr,of ramie	0	9	0	1,523
6205900090	Male's shirts,of oth textl matr,oth thn silk&ramie	21,349	62,025	95,940	375,889
6206100000	Women/girls' blouses, shirts & shirts-blouses of silk/silk waste	376	5,420	22,538	286,205
6206200000	Women/girls' blouses, shirts & shirts-blouses of wool/fine animal hair	103,335	182,464	272,984	579,641
6206300000	Women/girls' blouses, shirts & shirts-blouses of cotton	118,434	375,539	643,151	3,091,463
6206400000	Women/girls' blouses, shirts & shirts-blouses of man-made fibres	80,634	316,320	310,791	1,671,601
6206900010	Female's wear,of oth textl matr,of silk	373	2,558	24,628	180,825
6206900020	Female's wear,of oth textl matr,of ramie	77	77	264	264
6206900090	Female's wear,of oth textl matr,oth thn silk&ramie	189,012	388,608	635,934	1,699,189
6207110000	Men/boys' underpants & briefs ofcotton	160	2,191	9,855	55,575
6207190000	Men/boys' underpants & briefs ofoth textile materials	147	6,246	5,518	33,252
6207210000	Men/boys' nightshirts & pyjamasof cotton	6,625	14,907	14,028	50,147
6207220000	Men/boys' nightshirts & pyjamasof man-made fibres	2	9,677	72	23,239
6207910000	Oth male wear,of cotton	37	75	1,244	2,894
6207990000	Oth male wear,of oth textl matr	1	19	124	732
6208110000	Women/girls' slips & petticoatsof man-made fibres	0	1,954	0	4,460
6208190010	Female slip&petticoat,of oth textlmatr,of silk	0	1,875	0	36,612
6208190090	Female slip&petticoat,of oth textlmatr,oth thn silk&rami	2,235	4,908	10,973	21,544
6208210000	Women/girls' nightdresses & pyjamasof cotton	35,368	197,266	85,206	493,781
6208220000	Women/girls' nightdresses & pyjamasof man-made fibres	4,163	43,297	8,561	102,716

I.3. IMPOR MENURUT KOMODITI / IMPORT BY HS COMMODITY
 *** JUNI / JUNE 2010 ***

HS	Uraian Komoditi Commodity Description	Berat Bersih / Net Weight (Kg)		Nilai / Value C.I.F (US\$)	
		Bulan ini Current Month	Kumulatif Cum.Jan. to date	Bulan ini Current Month	Kumulatif Cum.Jan. to date
6208290090	Female nightdress&pyjam,of oth textlmatr,oth thn silk&rami	0	5	0	80
6208911000	Panties of cotton	0	810	0	13,838
6208919000	Women/girls' singlets of cotton	2,750	11,166	54,273	190,791
6208920000	Female wear of man-made fibres	155	2,603	2,122	40,555
6208991000	Female wear of oth textl matr,of woolor fine animal hair	16,813	111,826	84,907	383,799
6208999000	Female wear of oth textl matr,oth thnwool/fine animal hair	885	2,648	5,468	21,557
6209202000	Babies' t-shirts,shirts,pyjamas, napkins(diapers),& similar articles of cotton	12,203	30,567	167,806	343,759
6209209010	Babie garmnt&cloth accessri,of cotton,oth wear,suit,pant&similr articl	1,128	8,937	21,451	182,353
6209209090	Babie garmnt&cloth accessri,of cotton,oth wear,oth thn suit,pant&similr articl	643	6,206	13,178	148,502
6209301000	Babies' suits, pants & similar articlesof synthetic fibres	116	1,921	639	25,458
6209302000	Babies' t-shirts,shirts,pyjama, napkins& similar articles of synthetic fibres	242	3,913	10,178	69,782
6209303000	Babies clothing access of syntheticfibers	3,360	7,155	55,120	106,881
6209900000	Babies garment&clothing accessries,of oth textiles materials	1,499	19,898	9,258	87,364
6210101000	Garmnt,made up of fabr of head 5602or 5603,protective works garments	304	1,110	3,125	33,877
6210109000	Garmnt,made up of fabr of head 5602or 5603,oth thn protective work garmnt	10	885	16	17,945
6210201000	Oth garmnt of subhead 620111-620119,protective works garments	4,466	6,411	34,024	39,220
6210209000	Oth garmnt of subhead 620111-620119,oth thn protective work garmnt	16,108	51,627	275,615	504,050
6210301000	Oth garmnt of subhead 620211-620219,protective works garments	451	452	13,676	13,692
6210309000	Oth garmnt of subhead 620211-620219,oth thn protective work garmnt	1,197	5,006	16,275	88,918
6210400000	Oth male garmnt,made up of fabr ofhead 5602;5603;5903;5906;5907	4,079	22,198	33,280	183,417
6210500000	Oth female garmnt,made up of fabr ofhead 5602;5603;5903;5906;5907	1,796	5,329	18,529	177,536
6211110090	Men/boys' swimwear of oth than batik	531	4,064	14,411	122,309
6211120090	Women/girls' swimwear of oth than batik	967	1,914	41,474	65,027
6211320000	Men/boys' track suits of cotton	177	72,820	4,299	111,274
6211330000	Oth garments, mens/boys,of man-made fibres	49	1,205	2,315	16,916
6211390000	Oth garments, mens/boys,of oth textile materials	258	384	1,269	7,464
6211420000	Oth garments, womens/girls,of cotton	5,948	16,494	42,307	143,692
6211439000	Oth garmnt,males,of man-made fibres,oth than surgical gowns	8,688	61,433	46,138	221,058
6211490000	Oth garmnt,males,of oth textilesmaterials	299	939	13,733	47,759
6212101000	Brassieres of cotton	49,730	80,625	176,459	376,103
6212109000	Brassieres of oth textile materials	636,638	2,095,850	3,032,721	10,491,705
6212201000	Girdles & panty-girdles of cotton	0	325	0	1,206
6212209000	Girdles & panty-girdles of oth textilematerials	258	4,655	1,066	34,193
6212301000	Corselettes of cotton	0	752	0	2,799
6212309000	Corselettes of oth textile materials	366	3,656	1,370	88,426
6212901000	Suspenders, garters of cotton	8	169	155	7,004
6212909000	Suspenders, garters of oth textilematerials	45,742	217,647	967,332	4,202,590
6213200010	Handkerchiefs, of cottonbatik	334	391	1,970	2,636
6213200090	Handkerchiefs, of cottonoth than batik	78	50,332	2,780	152,919
6213900099	Handkerchiefs of oth textile materials,oth thn of silk&batik	0	5,444	0	10,176
6214100090	Shawls, scarves, mufflers, mantillas,veils'not batik of silk/silk waste	79	19,515	14,106	225,229
6214200000	Shawl,scarve,muffler,mantilla,veils &the like, of wool/fine animals hair	8,411	21,650	26,648	72,180
6214300090	Shawls, scarves, mufflers, mantillas,veils' not batik of synthetic fibres	36,055	69,783	90,852	207,342
6214400090	Shawls, scarves, mufflers, mantillas,veils' not batik of artificial fibres	282	1,494	8,194	59,422
6214900090	Shawls, scarves, mufflers, mantillas,veils'not batik of oth textile materials	5,844	15,158	69,738	192,141
6215100010	Ties, bow ties & cravats' batik of silkor silk waste	1	1	4	4
6215100090	Ties, bow ties & cravats' not batik of silk/silk waste	124	5,722	7,581	134,858
6215200010	Ties, bow ties & cravats' batik of man-made fibres	15	15	5,278	5,278
6215200090	Ties, bow ties & cravats' not batik ofman-made fibres	2,636	12,621	61,604	206,128
6215900010	Ties, bow ties & cravats of othtextiles materials, batik	0	43	0	715
6215900090	Ties, bow ties & cravats of othtextiles materials, oth thn batik	47	187	279	1,783
6216001000	Protective work gloves, mittens & mitts	2,123	23,174	12,843	87,618
6216009100	Oth gloves, mittens of wool/fineanimal hair	0	3,005	0	9,698
6216009200	Oth gloves, mittens of cotton, oth thansubheading 6216.00.10	699	2,236	1,213	3,737
6216009900	Oth gloves, mittens of oth textilematerials	4,364	26,966	42,079	181,928
6217100000	Accesories of clothing access oth thanof heading 62.12	73,539	376,028	674,575	4,134,140
6217900000	Parts of clothing access oth thanof heading 62.12	49,199	314,748	1,808,258	14,163,447
6301100000	Electric blankets	0	27	0	848
6301200000	Blankets not electric and travellingrugs, of wool/fine animal hair	5,154	14,067	19,656	60,242
6301300000	Blankets not electric and travellingrugs, of cotton	54,725	178,658	76,566	399,286
6301400010	Blankt(oth thn elctr blankt)&travllngrug,of synthtc fibr,of nonwoven fabr	0	295	0	799
6301400090	Blankt(oth thn elctr blankt)&travllngrug,of synthtc fibr,oth nonwoven fabr	70,560	188,216	175,921	626,180
6301900010	Oth blankets&travelling rugs,of nonwoven fabrics	90	359	442	6,892
6301900090	Oth blankets&travelling rugs,oth thn nonwoven fabrics	27	6,353	469	12,251
6302100000	Bed linen, knitted/crocheted	33	626	556	9,859
6302210000	Bed linen, printed of cotton	11,849	99,088	27,747	395,773
6302229000	Bed linen, printed of man-made fibresof woven fabrics	1,826	4,585	17,721	23,660
6302310000	Oth bed linen of cotton	15,850	205,286	144,860	600,192
6302321000	Oth bed linen of man-made fabricsof nonwoven fabrics	12,378	44,208	38,528	111,051
6302329000	Oth bed linen of man-made fabricsof woven fabrics	20,223	154,176	11,463	204,970
6302390000	Oth bed linen of oth textile materials	0	3	0	16
6302400000	Table linen, knitted/crocheted	125	1,054	1,122	4,212
6302510010	Oth table linen's batik of cotton	0	90	0	1,560
6302510090	Oth table linen's not batik of cotton	17	24,632	121	115,949
6302530090	Oth table linen,of man-made fibresoth than batik	0	6,364	0	62,067
6302590090	Oth table linen not batik of oth txtlmaterials	1	7,154	1	29,823
6302600090	Toilet,kitchen linen,of terry towelling/similar terry, not batik, of cotton	209,323	691,433	411,336	1,447,093
6302910010	Oth bed linen batik of cotton	0	9	0	10

I.3. IMPOR MENURUT KOMODITI / IMPORT BY HS COMMODITY
 *** JUNI / JUNE 2010 ***

HS	Uraian Komoditi Commodity Description	Berat Bersih / Net Weight (Kg)		Nilai / Value C.I.F (US\$)	
		Bulan ini Current Month	Kumulatif Cum.Jan. to date	Bulan ini Current Month	Kumulatif Cum.Jan. to date
6302910090	Oth bed linen not batik of cotton	77,732	559,476	219,429	1,171,696
6302930090	Oth linen, of man-made fibres,oth thn batik	42,482	48,562	46,783	73,705
6302990000	Oth linen, of oth textile materials	1,881	90,071	17,519	582,423
6303120000	Curtain, blinds, valances, knitted/crocheted of synthetic fibres	0	23,732	0	195,773
6303191000	Curtain, knitted/crocheted, of oth textiles materials, of cotton	0	16	0	255
6303199000	Curtain, knitted/crocheted, of oth textiles materials, oth thn cotton	2,448	27,743	5,471	172,315
6303910000	Curtain not knitted/crocheted of cotton	1,226	4,279	65,137	93,211
6303920000	Curtain not knitted/crocheted of synthetic fibres	23,322	104,771	125,662	491,524
6303990000	Curtain not knitted/crocheted of oth textile materials	1,876	7,008	7,991	29,053
6304110000	Bedsprads, knitted/crocheted	0	17,547	0	39,663
6304191090	Oth furnshng articl,bedsprd,of cotton,oth thn knitt/crochett,oth thn batik	7,506	50,700	62,531	435,237
6304192090	Oth furnshng articl,bedsprd,oth nonwvn,oth thn knitt/crochett,oth thn batik	0	123	0	538
6304199090	Oth furnshng articl,bedsprd,oth thn ctnnonwvn knitt/crochett,oth thn batik	14	35	228	788
6304911000	Oth furnshng artcl,oth thn bedsprd,kntt/crocheted, mosquito nets	3,268	39,680	22,403	146,802
6304919000	Oth furnshng artcl,oth thn bedsprd,kntt/crocheted, oth thn mosquito nets	18	1,435	337	3,576
6304920000	Oth furnshng artcl,oth thn bedsprd,notknitt/crochet,of cotton	15	9,196	41	69,348
6304930000	Oth furnshng artcl,oth thn bedsprd,notknitt/crochet,of synthtc fibres	2,502	10,743	14,528	67,786
6304990000	Oth furnshng artcl,oth thn bedsprd,notknitt/crochet,of oth txtl mtrl	12	971	99	5,943
6305101100	Sack&bag,oth bast fibr head 5303,new,of jute	2,048,067	6,952,636	2,198,701	7,269,731
6305101900	Sack&bag,oth bast fibr head 5303,new,oth thn jute	319	34,073	2,565	54,996
6305102100	Sack&bag,oth bast fibr head 5303,used,of jute	47,840	402,180	5,998	50,352
6305102900	Sack&bag,oth bast fibr head 5303,used,oth thn jute	262	5,105	3,009	16,762
6305200000	Sacks and bags, of cotton	2,252	21,352	37,530	305,636
6305321000	Flexible intermediate bulk containers of nonwovens	1	2,610	21	82,108
6305322000	Flexible intermediate bulk containers knitted/crocheted	0	40	0	1,225
6305329000	Flexible intermediate bulk containers not knitted/crocheted	366	388	1,590	1,982
6305331000	Sack, bag of polyethylene/polypropylenestrip knitted/crocheted	0	3,208	0	24,626
6305332000	Sacks, bags of woven fabrics of strip or the like	0	10,029	0	22,529
6305339000	Sack, bag of polyethylene/polypropylenestrip not knitted/crocheted	0	1,190	0	3,776
6305391000	Oth sacks, bags of nonwovens of polyethylene/polypropilene	443	913	8,246	10,879
6305392000	Oth sacks, bags of knitted/crocheted of polyethylene/polypropilene	0	287	0	4,087
6305399000	Oth sacks, bags of not knitted/crocheted of polyethylene/polypropilene	29	9,063	77	63,911
6305909000	Oth sacks, bags	41	22,022	1,217	39,237
6306120000	Tarpaulins, awnings & sunblinds of synthetic fibres	268,446	1,304,541	466,790	2,149,383
6306191000	Tarpaulins, awnings & sunblinds of hemp of heading 53.04/coconut head. 53.05	0	86	0	934
6306199000	Tarpaulins, awnings & sunblinds of oth textile materials :	0	1,163	0	8,112
6306220000	Tents of synthetic fibres	30,480	109,269	103,470	296,217
6306299000	Tents of oth textiles materials oth than cotton	42,003	42,838	209,724	216,815
6306300000	Sails	90	154	3,906	3,949
6306409000	Pneumatic mattresses oth than cotton	3	1,496	106	21,118
6306910000	Oth camping goods of cotton	0	959	0	2,502
6306991000	Oth camping goods of oth textile materials, non wovens	0	66	0	1,838
6306999000	Oth camping goods of oth textile materials, wovens	54	83	323	756
6307101000	Floor-cloths, dish-cloths, dusters, cleaning cloths of nonwovens	0	7,604	0	54,892
6307102000	Floor-cloths, dish-cloths, dusters, cleaning cloths of felts	82	165	118	3,615
6307109000	Floor-cloths, dish-cloths, dusters, cleaning cloths of not felts, woven	50,144	243,755	265,970	1,511,998
6307200000	Life-jackets and life-belts	2,912	28,983	14,035	263,685
6307903000	Umbrella covers in pre-cut triangular form	49	36,040	224	387,708
6307906000	Life harnesses	327	19,538	3,111	154,149
6307909000	Oth made up articles	70,871	377,501	1,107,629	7,008,845
6308000000	Sets consisting of woven fabric & yarn	5	111	177	2,272
6309000000	Worn clothing & oth worn articles.	109	13,560	1,655	13,842
6310101000	Used/new rags, sorted	0	391	0	6,331
6310109000	Scrap twine, cordage, rope and cables worn out articles of those, sorted	274,966	319,648	52,371	390,795
6310901000	Used/new rags, unsorted	0	4,036	0	31,465
6310909000	Scrap twine, cordage, rope and cables worn out articles of those, unsorted	673	30,328	10,372	221,329
6401100000	Waterproof footwear incorp. protective metal toe-cap with outer soles, rubbers	39,296	98,731	87,427	188,825
6401920000	Waterproof footwear, covering the ankle but not cover the knee, with outer soles	25,411	41,571	25,796	68,109
6401990000	Oth waterproof footwear with outer sole plastic by stitching, riveting, nailing	21,811	208,485	60,592	441,601
6402120000	Ski-boots, cross-country ski footwear & snowboard boot with outer soles, rubber	21	1,325	19	1,681
6402190000	Sports footwear with outer soles, rubber or plastics	865,352	2,181,581	5,115,336	14,045,224
6402200000	Footwear with upper straps/thongs assembled to the sole by means of plugs	90	7,960	1,514	28,926
6402911000	Oth footwear covering the ankle, diving boots	0	2,091	0	10,411
6402919000	Oth footwear covering the ankle, oth than diving boots	6,297	71,504	34,982	350,352
6402990000	Footwear not covering the ankle without outer soles, rubbers, plastics	2,404,270	7,557,225	5,149,629	16,149,410
6403120000	Ski-boots, cross-country ski footwear & snowboard boot, outer soles, leathers	0	49	0	540
6403191000	Sports footwear fitted with studs, bar & the like, foot ball, running, golf shoes	79	4,813	2,659	119,508
6403199000	Sports footwear not fitted with studs, bar & the like	52,390	225,371	901,848	4,007,252
6403200000	Footwear, outer soles of leather, uppers of leather straps accros, instep big toe	225	1,438	4,050	65,178
6403400000	Footwear, incorp. a protective metal toe cap base/platform of wood	84,995	540,320	844,127	4,753,443
6403510000	Oth footwear with outer sole of leather covering the ankle	0	1,696	0	17,050
6403590000	Oth footwear with outer sole of leather oth than covering the ankle	36,399	94,053	160,437	485,488
6403910000	Oth footwear covering the ankle	436	6,017	13,167	137,313
6403990000	Oth footwear oth than covering the ankle	42,919	229,105	771,342	4,048,543
6404111000	Footwear with outer sole of rubber/plastic sport footwear fitted with spik, cleat/the like	3,639	7,053	27,889	106,717
6404119000	Footwear with outer sole of rubber/plastic sport footwear fitted with w/o spik, cleat/th like	101,376	375,225	474,956	3,659,374
6404190000	Sports footwear for oth purposes with outer incl. textile materials	588,199	1,400,608	1,903,370	6,562,193
6404200000	Footwear with outer soles of leather/composition leather	240	8,929	5,876	150,320

I.3. IMPOR MENURUT KOMODITI / IMPORT BY HS COMMODITY
 *** JUNI / JUNE 2010 ***

HS	Uraian Komoditi Commodity Description	Berat Bersih / Net Weight (Kg)		Nilai / Value C.I.F (US\$)	
		Bulan ini Current Month	Kumulatif Cum.Jan. to date	Bulan ini Current Month	Kumulatif Cum.Jan. to date
6405100000	Oth footwear, with uppers of leather/composition leather	3,664	16,199	191,112	886,595
6405200000	Oth footwear,with uppers of oth textilematerials	1,545	7,758	99,743	248,773
6405900000	Oth footwear	122,142	503,262	582,317	2,278,885
6406101000	Uppers & parts thereof, oth than stiffeners of metal	61,715	362,650	538,676	2,422,760
6406109000	Uppers & parts thereof, oth than stiffeners of oth than metal	292,811	1,234,812	3,907,151	14,071,384
6406200000	Parts of footwear with outer soles &heels, of rubber/plastics	1,123,773	3,878,747	3,172,643	16,046,811
6406910000	Parts of footwear of wood	109	1,466	892	17,206
6406991100	Oth part of footwear of oth materials of iron/steel	57,498	211,015	336,648	2,065,822
6406991200	Oth part of footwear of oth materials of copper	0	101	0	658
6406991900	Oth part of footwear of oth materials oth thn iron/steel, copper	89,129	383,303	369,532	1,877,170
6406992100	Oth part of footwear of oth materials of rubber/plastic in-soles	77,712	269,439	331,577	1,135,171
6406992900	Oth part of footwear of oth materials of rubber/plastic out-soles	11,599	33,145	83,863	291,207
6406999000	Oth parts of footwear	223,906	957,439	2,087,569	9,529,706
6501000000	Hat-forms,bodies,hood of felt,not blockshape, not brims, plateoux, manchons	3,862	28,426	27,454	67,705
6502000000	Hat-shapes, plaited,by assembling strip of any material, no block shape,lined	53	69	445	1,027
6504000000	Hats,oth headgear/plaited,by assemblingstrips of any material, trimmed/not	4,221	27,193	37,949	140,668
6505100000	Hat&oth headgear, knitt/crochet,hair-nets	2,396	87,673	27,692	1,298,361
6505900000	Hat&oth headgear, knitt/crochet,oth than hair-nets	25,390	80,408	239,333	943,018
6506101000	Protective helmets for motorcyclistswhether/not lined/trimmed	27,226	172,703	110,019	672,936
6506102000	Industrial safety helmets, oth thansteel helmets whether/not lined	7,432	56,800	89,681	373,374
6506103000	Steel helmets	147	324	570	2,953
6506109000	Oth safety headgear	27,397	158,956	167,948	838,684
6506910000	Oth headgear of rubber/of plastics	14,618	34,564	28,327	131,216
6506991000	Nonwoven disposable headgear of othmaterials	0	133	0	1,908
6506999000	Nonwoven oth than disposable headgear of oth materials	11,572	59,809	45,584	307,284
6507000000	Head-band,lining,cover,hat foundation,hat frame,peak&chinstrap,for head-gear	32,305	145,105	163,651	682,740
6601100000	Garden/similar umbrellas	28,230	154,114	30,129	296,904
6601910000	Umbrellas having a telescopic shaft	42,193	254,637	72,365	553,029
6601990000	Umbrellas not having a telescopic shaft	155,292	1,498,754	268,551	2,058,743
6602000000	Walking-sticks, seat-sticks, whips,riding crops & the like.	11,014	25,841	39,951	81,565
6603200000	Umbrella frames, including framesmounted on shafts (sticks)	24,328	234,274	47,282	325,370
6603901000	Parts for articles of heading 66.01	12,980	50,282	12,095	70,177
6603902000	Parts for articles of heading 66.02	0	8,672	0	7,633
6701000000	Skin&oth part f bird w their feathr/down,feathr,part of feathrs	7,235	41,037	7,380	277,164
6702100000	Artificial flower, foliage,fruit, partsof plastics	91,741	349,618	174,631	813,318
6702900000	Artificial flower, foliage,fruit, partsof oth materials	13,788	223,414	53,995	560,288
6703000000	Human hair, dressed, thinned,bleached,othwise worked for wigs/the like	1,240	37,833	132,242	4,003,888
6704110000	Complete wigs of synthetic materials	389	7,446	1,014	196,094
6704190000	False beards, eyebrows,eyelashes,switches of synthetic materials	9,360	30,493	25,668	184,016
6704200000	Wigs, false beards, eyebrows,eyelashes,of human hair	0	383	0	33,260
6704900000	Wigs, false beards, eyebrows,eyelashes,of oth materials	8,335	17,886	92,360	254,434
6801000000	Setts, curbstones & flagstones, ofnaturaals stone (except slate)	234,008	909,113	60,822	201,479
6802100000	Tiles, cubes,similar articles, square<7 cm, art. colored, chipping & powder	73,229	83,622	20,801	39,149
6802210000	Marble, travertine & alabaster, simplycut/sawn a flat/even surface	1,512,682	5,687,069	538,965	4,125,647
6802230010	Oth monumntl/buildng ston&artcl thereof,granite polished slabs	1,582,277	7,477,810	461,597	2,385,947
6802230090	Oth monumntl/buildng ston&artcl thereof,granite oth thn polished slabs	18,289	204,991	13,966	70,132
6802290000	Monumental/building stone, simplycut/sawn a flat/even surface	151,290	379,123	38,961	99,973
6802910000	Marble, travertine & alabaster, futherworked	731,360	3,915,837	252,664	1,295,364
6802930000	Granite further worked	720,271	3,709,685	216,777	1,198,300
6802990000	Monumental/building stone, furtherworked	159,564	599,704	67,481	235,837
6803000010	Slate(work&article/of agglomerat)slabs/roofing slates	17,759	129,706	12,529	79,235
6803000090	Slate(work&article/of agglomerat)oth thn slabs/roofing slates	96,932	194,027	29,820	62,392
6804100000	Millstones & grindstones for milling,grinding/pulping	493,182	2,938,875	1,079,672	5,717,861
6804210000	Millstones, grindstones, grinding ofagglomerated synthetic/natural diamond	202,539	747,496	1,922,374	3,430,140
6804220000	Oth millstone,grindstone,grinding wheel&the like of oth agglomert abrasv/ceran	658,356	3,767,449	1,701,622	11,292,569
6804230000	Oth millstone,grindstone,grinding wheel&the like of natural stone	63,105	1,027,483	199,626	1,673,024
6804300000	Hand sharpening/polishing stones	322,142	1,836,074	268,062	1,239,802
6805100000	Natural, art. abrasive powder,grain on a base of woven textile fabric only	234,223	1,212,639	825,559	4,604,063
6805201000	Polishing discs on base of paper/paperboard only	6,108	58,755	32,076	252,473
6805209000	Oth natural abrasive on base of paperor paperboard only	237,741	1,275,818	626,238	2,857,923
6805300010	Abrasiv powder/grain,natural/artificial,base of oth materl, polishing discs	21,538	216,633	116,241	842,156
6805300090	Abrasiv powder/grain,natural/artificial,base of oth materl,oth thn polish disc	104,398	528,426	561,191	2,014,457
6806100000	Slag wool, rock wool & similar mineralwools, in bulk, sheets/rolls	514,159	3,906,201	661,234	4,607,159
6806200000	Exfoliated vermiculite, expanded clays,foamed slag,similar exp.mineral mtrials	69,191	228,931	26,492	367,481
6806900000	Insulating, sound-insulating/sound-absorbing mineral materials	204,559	2,337,170	513,935	5,291,334
6807100000	Articles of asphalt/of similarmaterial in rolls	623,976	2,680,939	363,139	1,608,570
6807900000	Oth articles asphalt/similar material	857,998	3,098,971	622,197	2,262,341
6808000000	Panels, boards, tiles, & similar art.of vegetable fibre, agg with cement etc	259,248	1,204,628	124,269	747,563
6809110000	Boards, sheets faced, reinforced withpaper/board only	1,519,212	5,760,083	258,851	1,017,535
6809190000	Board, sheet not faced, reinforced withpaper/board only	2,677,456	11,068,415	541,070	2,233,506
6809901000	Dental moulds of plaster	0	32	0	770
6809909000	Articles of plaster/of compositionsbased on plaster oth than dental moulds	210	82,448	200	89,215
6810110000	Tile,flagstone,brickssimilar articlebuilding blocks & bricks	64,799	1,495,737	29,461	336,542
6810190000	Tile,flagstone,brickssimilar articleoth thn building block&brick	197,114	529,239	217,500	1,421,539
6810910010	Prefabrct structrl componnt for build/civil engineering concrete building pile	352,000	3,429,076	188,939	636,735
6810910090	Prefabrct structrl componnt for build/civil engineer oth thn conctr build pile	32	136,132	25	5,629
6810990090	Oth prefabricated structural component	31,227	109,319	25,893	124,696
6811400000	Article of cemnt,cellulosefibr/the likecontaining asbestos	59,347	1,171,150	25,923	269,724

I.3. IMPOR MENURUT KOMODITI / IMPORT BY HS COMMODITY
 *** JUNI / JUNE 2010 ***

HS	Uraian Komoditi Commodity Description	Berat Bersih / Net Weight (Kg)		Nilai / Value C.I.F (US\$)	
		Bulan ini Current Month	Kumulatif Cum.Jan. to date	Bulan ini Current Month	Kumulatif Cum.Jan. to date
6811810000	Article of cemnt,cellulosefibr/the likenot containing asbestos corrugated sheet	0	464	0	527
6811820000	Article of cemnt,cellulosefibr/the likeoth sheet,panel,tile&similar article	648,485	3,397,471	143,877	901,921
6811830000	Article of cemnt,cellulosefibr/the liketubes, pipes and tubes/pipe fittings	1,007	5,254	13,619	41,919
6811890000	Oth article of cement,cellulosefibr/the like	57,032	189,867	103,915	310,627
6812801000	Cloth&accessori,paper,millboard&felt,fabricated crocidolite fibres	4,090	6,088	23,418	39,201
6812809000	Oth thn cloth&accessori,millboard&felt,paper,fabricated crocidolite fibres	76,666	481,892	908,300	5,093,081
6812910000	Oth fabricat asbestos fibres;mix with aasbestos,cloth&accessr,footwear&headge	43	2,136	349	30,316
6812920000	Oth fabricat asbestos fibres;mix with aasbestos,paper,millboard&felt	115	69,116	3,296	87,529
6812930000	Oth fabricat asbestos fibres;mix with aasbstos,compres fbrs joint,in sheet/roll	57,940	252,881	94,330	358,892
6812991000	Oth fabricat asbestos fibres;mix with aasbestos,cloth&accessori,paper,millboard	16,139	18,879	50,966	73,587
6812999000	Oth fabricat asbestos fibres;mix with aasbestos,oth woven/knitted fabrics	116,226	514,489	221,124	1,056,705
6813200000	Friction material and articles thereofcontaining asbestos	18,018	80,077	99,863	418,466
6813810000	Friction material&article thereof notcontaining asbestos brake lining&pad	106,768	605,232	1,252,067	5,885,991
6813890000	Friction material&artcle thereof notcontainng asbests oth brake lining&pad	204,626	922,988	1,955,410	8,404,997
6814100010	Worked mica & articles of mica, agglomerated,sheets,strips, simply cut to shape	18,436	50,766	72,794	249,560
6814100090	Oth worked mica & articles of mica,agglomerated, reconstituted	1,569	21,510	11,161	98,472
6814900010	Worked mica & articles of mica, in rolls& pieces, simply cut to shape	921	10,129	8,101	85,991
6814900090	Oths worked mica & articles of mica	1,285	2,853	9,679	18,545
6815101000	Yarn/thread non-electrical articlesgraphite/carbon	3,022	9,590	31,652	109,034
6815102000	Bricks, paving slabs, floor tiles, etcnon electrical articles graphite/carbon	484,458	750,927	39,834	169,151
6815109000	Oth non electrical articles graphiteor carbon	14,588	82,141	136,915	725,953
6815200000	Articles of peat	116	1,165	62	2,662
6815910000	Articles of stone, contents magnesite,dolomite/chromite	15,746	72,268	33,518	90,762
6815990000	Oth articles of stone,oth thn contentmagnesite,dolomite/chromite	10,391	44,013	61,099	370,390
6901000000	Bricks,blocks,tiles & oth ceramic goodsof siliceous fossil meals/of similar	931	110,599	4,808	453,726
6902100000	Goods of siliceous cont by weight,singly/together mg,ca,cr > 50%	2,394,304	11,020,884	2,098,336	10,275,079
6902200000	Goods of siliceous cont by weight,singly/together alumina,silica > 50%	971,636	10,105,125	744,793	14,400,556
6902900000	Goods of siliceous cont by weight, ofoth metals compound	3,005,030	21,874,374	3,828,147	25,162,705
6903100000	Oth refractory ceramic goods cont byweight, graphite/carbon > 50 %	32,741	119,253	66,911	532,566
6903200000	Oth refractory ceramic goods cont byweight, alumina/silica > 50%	84,187	1,381,122	341,266	1,851,835
6903900000	Oth refractory ceramic goods cont byweight, oth metal compound > 50%	291,589	2,486,249	1,059,741	5,336,718
6904100000	Ceramics building bricks	0	73,202	0	36,757
6904900000	Flooring blocks, support/filler tiles& the like	1	21,093	3	20,618
6905100000	Roofing tiles of ceramic	0	178,206	0	94,156
6905901000	Lining bricks for ball millslining bricks for ball mills	22,877	23,198	37,151	60,473
6905909000	Chimney-pots,cowls,chimney liners, architectural ornaments & oth ceramic const	0	1,124	0	19,439
6906000000	Ceramic pipes, conduits, guttering,pipefittings.	0	1,386	0	12,844
6907100000	Tile,cube&similar article,whether/notrectangular,circle <7cm	106	19,615	10,505	35,403
6907900000	Oth thn tile,cube&similar article,whether/not rectangular,circle<7cm	16,025,804	67,844,338	4,473,729	19,482,507
6908100000	Oth thn tile,cube&similar article,whether/not rectangular,circle>=7cm	0	159,099	0	56,603
6908901000	Oth thn tile,cube&similar articl,whethr/not rectangular,circle>=7cm,plain tile	55,523	553,986	17,112	163,726
6908909000	Oth tiles	5,565,721	22,301,469	1,715,019	6,728,696
6909110000	Ceramic wares for laboratory, chemicalor oth technical of porcelain/china	215,868	1,072,835	353,607	1,629,130
6909120000	Ceramic wares having a hardness >= 9the mohs scale	876,586	2,119,497	763,248	2,368,857
6909190000	Oth ceramic wares for laboratory,chemical/oth technical uses	6,084	126,841	22,109	719,165
6909900000	Ceramic trough,tub,used in agricultureceramic pots, jars for packing of goods	8,843	120,753	91,171	456,548
6910100000	Ceramic sinks, wash basins, wash basinof porcelain/china	708,956	3,126,874	636,374	2,672,764
6910900000	Ceramic sinks, wash basins, wash basinof oth than porcelain/china	209,978	578,702	225,689	688,866
6911100000	Tableware & kitchenware of porcelain/china	1,582,069	9,553,741	768,826	4,161,404
6911900000	Oth household, toilet articles ofporcelain/china	3,072	56,695	20,785	79,071
6912000000	Tableware & kitchenware, oth householdtoilet art, oth than porcelain/china	77,514	513,212	98,512	503,756
6913100000	Statuettes & oth ornamental ceramic art.of porcelain/china	61,779	313,362	55,317	249,655
6913900000	Statuettes & oth ornamental ceramic art.of oth than porcelain/china	28,131	127,793	36,357	184,744
6914100000	Oth ceramic articles of porcelain/china	50,753	201,972	109,120	239,984
6914900000	Oth ceramic articles of oth thanporcelain/china	4,125	70,503	57,364	405,383
7001000000	Cullet & oth waste & scrap of glass;glass in the mass.	2,754,978	26,487,936	195,726	1,753,307
7002100000	Glass in balls	14	253,496	81	81,388
7002200000	Glass in rods	748	1,234	5,313	9,024
7002311000	Fused quartz/oth fused silica forvacuum tubes	0	1,726	0	140,843
7002319010	Fused quartz/oth fused silica forenamel glass	18,326	40,817	53,529	120,043
7002319090	Glass in ball,tube of fused quartz/othfuse silica,oth thn boro silict glas tube	9,350	444,144	560,170	1,045,673
7002329010	Glass having a linear coefficient 0-300celcius for venamel glass	384,433	2,478,252	753,356	4,820,075
7002329090	Glass having a linear coefficient 0-300celc oth thn vacum/boro silict glas tube	13,822	64,752	115,560	808,271
7002391000	Oth transparent neutral glass forvacuum tubes	1,658	5,855	8,128	29,227
7002399010	Oth transparent neutral glass for enamelglass	0	48	0	388
7002399090	Oth glass having linear coeff. 0-300coth thn vacum&boro silict glas tube	29,182	202,072	35,617	318,175
7003121000	Optical colored glass, not opticallyworked	0	61,292	0	625,955
7003122000	Non wired sheets,in squares/rectangularshape incl.1,2,3,4 corners cut, colored	160,351	277,153	52,962	132,788
7003129000	Oth non-wired sheets colored glass	269,292	688,419	482,678	619,414
7003199000	Oth non-wired sheets not colored glassor profiles	2,481,423	8,264,496	738,147	3,018,705
7003200000	Cast glass and rolled glass,wired sheets	0	44,402	0	37,147
7003300000	Cast glass and rolled glass,profiles	0	34	0	36
7004201000	Optical drawn,blown glass,not opticallyworked opacified, flashed, absorbent	0	14	0	430
7004209000	Optical drawn, blown glass, opticallyworked,flashed,opacified, absorbent	121,630	1,141,649	72,431	519,651
7004909000	Oth optical drawn,blown glass,opticallyworked,flashed,opacified, absorbent	978,312	3,467,535	248,267	1,017,940
7005101000	Optical float glass,not optically worked,flashed,opacified, absorbent	0	24,145	0	27,012
7005109000	Float glass in sheet, optically workedflashed, opacified, absorbent	702,788	2,865,955	302,135	1,159,927
7005211000	Oth non-wired glass, colored, opacifiedoptical glass, not optically worked	0	1,230,808	0	560,064

I.3. IMPOR MENURUT KOMODITI / IMPORT BY HS COMMODITY
 *** JUNI / JUNE 2010 ***

HS	Uraian Komoditi Commodity Description	Berat Bersih / Net Weight (Kg)		Nilai / Value C.I.F (US\$)	
		Bulan ini Current Month	Kumulatif Cum.Jan. to date	Bulan ini Current Month	Kumulatif Cum.Jan. to date
7005219000	Oth non-wired glass, colored, optically worked, flashed, opacified	176,526	840,997	72,918	322,648
7005299000	Oth non-wired glass, not colored, optically worked	2,766,670	10,511,006	931,936	3,534,092
7005300000	Float glass & surface ground/polish glass, wired glass	5	15	4,500	5,117
7006001000	Optical glass, not optically worked for glass of heading 70,03,70.04,70.05	0	3,501	0	14,396
7006009000	Optical glass, optically worked for glass of heading 70,03,70.04,70.05	245,563	973,399	221,172	1,038,216
7007111000	Toughened (tempered) safety glass suitable for vehicles of chapter 87	83,322	440,864	382,748	1,948,558
7007112000	Toughened (tempered) safety glass suitable for aircraft, spacecraft of chap 88	161	161	3,232	3,232
7007114000	Toughened (tempered) safety glass suitable for ships, boats, floating chapter 89	113	4,614	1,252	22,319
7007191000	Toughened (tempered) safety glass suitable for earth moving machinery	5	7,283	184	33,992
7007199000	Toughened (tempered) safety glass suitable for oth machinery	65,671	318,064	77,952	630,078
7007211000	Laminated safety glass suitable for vehicles of chapter 87	48,227	236,707	191,213	866,488
7007212000	Laminated safety glass suitable for aircraft/spacecraft of chapter 88	121	179	8,853	19,265
7007214000	Laminated safety glass suitable for ships, boats, floating struct, chapter 88	90	90	416	416
7007291000	Laminated safety glass suitable for earth moving machinery	34	401	109	9,257
7007299000	Laminated safety glass suitable for oth machinery	1,314	10,967	17,751	155,530
7008000000	Multiple-walled insulating units of glass.	28,562	598,399	26,010	691,878
7009100000	Rear-view mirrors for vehicles	179,789	957,482	1,194,366	7,069,919
7009910000	Glass mirrors, unframed	623,120	1,309,400	813,698	2,898,869
7009920000	Glass mirrors, framed	60,947	458,174	167,727	908,813
7010100000	Ampoules of glass	50,942	208,133	364,417	1,409,804
7010200000	Stoppers, lids & oth closures of glass	37,834	160,506	82,934	300,661
7010901000	Carboys, demijohns & bottles for injectables of a capacity > 1 ltr, of glass	4,786	7,905	7,137	18,490
7010902000	Bottles & vials for antibiotics, serums & oth injectables of capacity < 1 ltr	182,640	991,961	341,864	1,346,447
7010903000	Oth bottles for intravenous fluids of glass	25,176	251,337	73,486	466,516
7010909000	Flask, jars, pots, phials, oth containers of glass	7,566,105	36,621,107	4,374,360	19,815,823
7011101000	Stem for electric lighting	31,302	33,826	322,220	379,461
7011109000	Glass envelopes for electric lighting oth than stem	876,882	3,537,075	560,076	2,653,237
7011201000	Television tubes, cathode-ray tubes	6,485,090	32,991,212	5,812,630	26,978,124
7011209000	Cathode-ray tubes, oth than television	19	17,218	1,776	58,663
7011900000	Oth glass envelopes, bulbs, tubes, open & glass parts thrf, without fitting	164	4,664	11,162	39,681
7013100000	Glassware of a kind used for table, kitchen, toilet, office of glass-ceramic	68,199	623,240	163,061	1,094,442
7013220000	Stemware drinking glasses, of lead crystal	12,163	29,307	8,028	24,416
7013280000	Stemware drinking glasses, neither glass-ceramics nor lead crystal	225,447	945,333	334,001	1,411,149
7013330000	Other drinking glasses, of lead crystal	0	13	0	226
7013370000	Other drinking glasses, neither glass-ceramics nor lead crystal	70,790	832,908	131,628	1,248,212
7013410000	Glassware for table (not drinking glass) kitchen purposes, of lead crystal	1,789	9,082	2,713	21,559
7013420000	Glassware for table (not drinking glass) kitchen, linear coef < 5x10 ⁻⁶ /Kelvin, 0-3000C	7,826	17,185	35,526	71,352
7013490000	Oth glassware for table (not drink glass) kitchen purposes, not ceramics	112,845	505,855	229,156	921,349
7013910000	Other glassware of lead crystal	9,630	20,627	16,500	188,283
7013990000	Other glassware	1,160,355	2,982,899	1,427,693	4,112,059
7014001000	Signalling glassware & optical element for motor vehicles	8,700	10,653	19,387	39,682
7014009010	Lighthouse lamp, ship/locomotive/railway lantern, aircraft, beacons aerodromes	1,968	8,994	4,516	10,812
7014009090	Other signalling glassware & optical elements of glass, not optically worked	1,436	57,680	22,306	783,548
7015100000	Glasses for corrective spectacles	17,082	140,870	102,495	2,164,373
7015901000	Clock or watch glasses	3,742	84,354	54,673	274,710
7015909000	Glasses for non-corrective spectacles; hollow glass spheres & their segments	249	11,174	5,668	143,357
7016100000	Glass cubes & oth glass smallwares, for mosaics or decorative purposes	106,795	217,209	155,098	379,614
7016900000	Oth articles of moulded glass; leaded lights; multicellular & smlr forms	1,128,603	3,043,343	574,964	1,853,787
7017101000	Quartz reactor tubes and holders, for production of semiconductor	34	282	289	2,427
7017109000	Other laboratory or pharmaceutical of fused quartz or oth fused silica	8,533	93,069	198,476	1,183,668
7017200000	Laboratory, hygienic/pharmaceutical with coef < 5x10 ⁻⁶ /kelvin, 0 - 3000 c	35,714	71,957	77,614	440,279
7017900000	Laboratory, hygienic/pharmaceutical glassware, fused quartz/oth fused silica	6,826	53,755	84,454	490,197
7018100000	Glass beads, imitation pearls, imitation precious & glass smallwares	224,419	1,088,762	382,811	1,988,858
7018200000	Glass microspheres <= 1mm in diameter	81,687	377,189	34,455	167,571
7018900000	Glass eyes, not prsthtc artcls, ornament of lamp-worked glass, not imitn jewellery	30,317	175,631	90,317	497,140
7019110000	Chopped strands, of a length <= 50 mm	144,847	574,788	250,233	1,064,170
7019120000	Rovings of glass fibres	238,149	1,879,287	159,749	1,565,340
7019191000	Yarn of glass fibres	22,115	120,360	75,678	200,184
7019199000	Sliver & chopped strand of glass fibers	46,256	239,464	537,121	2,184,844
7019310000	Mats of glass fibres	459,527	3,189,619	604,859	3,974,175
7019320000	Thin sheets (voiles) of glass fibres	6,375	143,427	36,078	437,812
7019391000	Asphalt/coal-tar impregnated glass-fibre outerwrap for pipelines	5,308	113,933	225,787	1,007,648
7019399000	Mattresses, boards and similar nonwoven products of glass fibres	126,837	1,198,411	244,303	2,437,305
7019400000	Woven fabrics of glass fibres rovings	258,698	949,997	240,816	1,109,484
7019510000	Oth woven fabric, of a width <= 30 cm	4,652	28,228	21,669	174,117
7019520000	Oth woven fabric, of a width > 30 cm plain weave, of single yarn	1,563	25,907	6,189	87,887
7019590000	Oth woven fabric, of a width > 30 cm	9,109	102,091	45,320	340,971
7019903000	Escape chutes of glass fibres	0	6,341	0	132,343
7019909000	Other articles of glass fibres	348,673	1,870,486	455,768	4,609,773
7020001100	Glass moulds for the manufacture of acrylic goods	2	95,161	1	136,316
7020001900	Glass moulds for other purposes	12,217	30,768	39,273	349,305
7020002000	Quartz reactor tubes & holders designed for production of semiconductor wafers	14	1,189	28	16,535
7020009000	Other articles of glass.	167,720	1,597,795	394,330	3,251,145
7101100000	Natural pearls	0	6,647	0	108,562
7101210000	Cultured pearls, unworked	0	476	0	3,061
7103100000	Precious stones, unworked or simply sawn or roughly shaped	0	525	0	4,324
7103990000	Other precious stones, worked	500	500	6,411	6,411
7104101000	Piezo-electric quartz, unworked	3,429	3,474	3,114	24,977

I.3. IMPOR MENURUT KOMODITI / IMPORT BY HS COMMODITY
 *** JUNI / JUNE 2010 ***

H S	Uraian Komoditi Commodity Description	Berat Bersih / Net Weight (Kg)		Nilai / Value C.I.F (US\$)	
		Bulan ini Current Month	Kumulatif Cum.Jan. to date	Bulan ini Current Month	Kumulatif Cum.Jan. to date
7104102000	Piezo-electric quartz, worked	152	7,895	37,500	184,150
7104200000	Other synthetic precious stones,unworked or simply sawn or roughly	0	1	0	9,930
7104900000	Other synthetic precious stones,worked	43	378	44,588	78,472
7105100000	Dust and powder of diamonds	217	659	56,557	164,816
7105900000	Dust & powder of other natural orsynthetic precious/semi precious stones	0	226	0	8,639
7106100000	Silver powder	33	280	6,426	74,424
7106910000	Silver, unwrought	7,364	20,228	1,353,971	6,110,310
7106920000	Silver, semi-manufactured	1,552	8,972	159,548	827,521
7107000000	Base metals clad with silver,notfurther worked than semi-manufactured.	113	472	62,985	196,178
7108110000	Gold powder	0	12,055	0	459,601
7108121000	Gold in lumps, ingots or cast bars	29,939	79,664	3,005,724	8,823,642
7108129000	Gold in other unwrought forms :	157	43,538	606,112	4,863,305
7108130000	Gold,non monetary,oth semi-manufacturedform	105	718	1,569,933	8,602,412
7109000000	Base metals/silver,clad with gold notfurther worked than semi-manufactured	7	178	112,492	736,371
7110111000	Platinum, in lumps, ingots, cast bars,powder or sponge	13	147	21	99,551
7110119000	Platinum in oth form, unwrought	139	341	1,155	4,867
7110190000	Platinum, wrought	11	285	4,608	12,397
7110212000	Palladium in lumps, ingots, cast bars,powder or sponge	3	26	187	2,394
7110219000	Palladium, unwrouht, in other form	268	269	836	854
7110319000	Rhodium, unwrouht, in other form	0	2	0	202
7110411000	Iridium, osmium & ruthenium in lumpingots,cast bars,powder or sponge	110	280	11,342	25,557
7110490000	Iridium, osmium & ruthenium, wrought	46	568	395	8,643
7111001000	Silver or gold, clad with platinumsemi-manufactured	1	1	65	65
7112300000	Ash containing precious metal orprecious metal compounds	0	1,955	0	30,573
7113111000	Parts of jewellery of silver	512	12,593	487,926	2,539,263
7113119000	Jewellery of silver	235	9,454	5,271,266	5,309,624
7113191000	Parts of jewellery of other preciousmetal	1	3	40,537	40,574
7113199000	Jewellery of other precious metal	248	3,919	35,954	239,223
7113201000	Parts of jewellery of base metal,clad with precious metal	2	2	165	165
7113209000	Jewellery of base metal, clad withprecious metal	10,551	22,465	17,392	40,835
7114190000	Articles of goldsmiths wares ofoth precious metal,	0	1,997	0	30,680
7114200000	Articles of goldsmiths wares ofbase metals, clad with precious metal	535	651	397	12,304
7115100000	Catalysts of platinum, in the formof wire cloth or grill	0	131	0	2,546
7115901000	Other articles of golds or silver	13	13	103,780	103,780
7115902000	Other articles of metal clad with goldor silver	0	63	0	2,245
7115909000	Oth articles of precious metal/of metalclad with precious metal	0	37	0	4,346
7116100000	Articles of natural/cultured pearls	4	18	910	3,994
7116200000	Articles of precious/semi-preciousstones(natural/synthetic/reconstructed)	54	194	1,126,987	1,509,164
7117111000	Parts cuff-links and studs, of basemetal, whether or not plated	1,794	6,409	132,504	237,001
7117119000	Cuff-links and studs of base metalwhether/not plated with precious metal	842	85,179	12,903	206,472
7117191000	Bangles of base metal, whether or notplated with precious metal	1,611	28,968	5,221	124,040
7117192000	Parts of oth imitation jewelleryof base metal, whether or not plated	0	875	0	2,289
7117199000	Other imitation jewellery of base metalwhether or not plated	278,582	704,561	603,633	3,144,953
7117901000	Bangles	928	22,477	2,136	159,213
7117902000	Other imitation jewellery	357,084	1,269,561	915,360	3,121,282
7117909000	Parts of imitation jewellery	20,675	40,593	43,430	427,072
7118101000	Silver coin, not being legal tender	4	10	225	1,354
7118109000	Oth coin (not gold coin), not beinglegal tender	450,014	2,076,056	1,880,451	8,661,724
7201100000	Non-alloy pig iron cont. by weight0.5% or less of phosphorus	176,368	1,726,044	142,538	1,284,082
7201200000	Non-alloy pig iron cont. by weightmore than 0.5% of phosphorus	475	642	1,251	2,100
7201500000	Alloy pig iron; spiegeleisen	175	31,968,815	60	15,253,226
7202110000	Ferro-manganese, cont. by weight morethan 2% of carbon	302,667	3,241,223	537,205	4,717,864
7202190000	Ferro-manganese, cont. by weight <=than 2% of carbon	432,100	963,647	1,032,540	2,492,340
7202210000	Ferro-silicon, cont. by weight morethan 55% of silicon	2,721,718	8,496,880	3,728,828	11,474,251
7202290000	Ferro-silicon, cont. by weight <=than 55% of silicon	190,557	1,729,734	429,891	3,717,081
7202300000	Ferro-silico-manganese	2,521,855	14,530,015	3,601,226	20,040,647
7202410000	Ferro-chromium, cont. by weight morethan 4% of carbon	69,790	743,541	221,335	1,374,732
7202490000	Ferro-chromium, cont. by weight <=than 4% of carbon	4,337	99,911	17,862	336,180
7202500000	Ferro-silico-chromium	0	1,700	0	5,143
7202600000	Ferro-nickel	3,487	3,667	54,651	58,586
7202700000	Ferro-molybdenum	9,510	119,935	89,153	2,415,949
7202800000	Ferro-tungsten & ferro-silico-tungsten	0	50	0	1,575
7202910000	Ferro-titanium and ferro-silico-titanium	0	13,931	0	76,119
7202920000	Ferro-vanadium	428	58,978	18,655	1,039,211
7202930000	Ferro-niobium	1,945	2,680	15,359	23,889
7202990000	Other ferro-alloys	234,096	1,211,265	373,478	2,587,454
7203100000	Ferrous products obtained by directreduction of iron ore	757,440	67,570,762	359,784	17,800,631
7203900000	Other ferrous products	397	162,218	1,286	274,348
7204100000	Waste and scrap of cast iron	919,435	8,660,697	310,435	2,604,108
7204210000	Waste and scrap of stainless steel	37,610	52,748	22,190	50,127
7204290000	Waste and scrap of oth alloy steel	14,010,645	211,247,751	6,364,140	75,999,682
7204300000	Waste & scrap of tinned iron or steel	3,791,635	11,331,556	1,776,372	4,940,101
7204410000	Turnings,shavings,chips,milling waste,sawdust,filings,trimmings & stampings	701,417	4,296,161	340,697	1,700,496
7204490000	Other ferrous waste and scrap :	126,128,409	572,135,325	53,031,150	224,111,182
7204500000	Remelting scrap ingots	0	2,594	0	5,656
7205100000	Granules of pig iron, spiegeleison,iron or steel	638,166	3,828,048	727,243	4,175,373
7205210000	Powder of alloy steel	161,070	580,303	295,570	956,161
7205290000	Powder of pig iron, spiegeleison,iron or steel (oth than alloy steel)	290,183	1,448,226	448,754	2,004,884

I.3. IMPOR MENURUT KOMODITI / IMPORT BY HS COMMODITY
 *** JUNI / JUNE 2010 ***

HS	Uraian Komoditi Commodity Description	Berat Bersih / Net Weight (Kg)		Nilai / Value C.I.F (US\$)	
		Bulan ini Current Month	Kumulatif Cum.Jan. to date	Bulan ini Current Month	Kumulatif Cum.Jan. to date
7206101000	Iron and non-alloy in ingotscontaining by weight > 0.6% of carbon	1,008,689	1,696,902	839,732	1,320,068
7206109000	Iron and non-alloy in ingotscontaining by weight <= 0.6% of carbon	619,252	1,109,252	383,239	1,435,153
7206900000	Iron and non-alloy in primaryform other than ingots	4,744	986,285	472,933	8,250,278
7207110000	Semi-finished iron/non-alloycont. < 0,25% carbon ,rectnqlr,square	60,721,041	187,346,481	38,815,145	102,258,960
7207121000	Slabs of iron/non alloy, cont.< 0,25%of carbon, other than square	175,681,785	992,002,453	110,285,834	494,503,572
7207129000	Oth semi-finished iron/non-alloycont.< 0,25% carbon ,rectnqlr,not square	10,014,227	37,765,778	6,289,804	21,459,870
7207190000	Oth semi-finished iron/non-alloycont.< 0,25% of carbon	932,431	8,233,564	928,673	4,821,971
7207201100	Slabs of iron/non alloy,cont.by weight> 0.6% of carbon	10	89,857	1,042	96,294
7207201900	Oth semi-finished iron/non-alloycont. by weight > 0,6% of carbon	2,159,104	4,608,179	1,407,770	2,995,733
7207209100	Slabs of iron/non alloy,cont.by weight0,25% <= carbon <= 0.6%	133,399	660,450	130,188	764,393
7207209900	Oth semi-finished iron/non-alloycont.by weight 0,25% <= carbon <= 0,6%	1,341,000	14,133,037	1,233,431	10,895,404
7208100000	Flat-rolled iron/nas,HRC,reliefwidth > 600 mm	8,492,750	15,436,855	6,265,947	10,502,655
7208251000	Flat-rolled iron/nas,HRC,pickled,width>600 mm, thick >= 4.75 mm for re-rolling	14	401	145	4,679
7208259000	Flat-rolled iron/nas,HRC,pickled,width>600 mm.thick>= 4.75 mm,not re-rolling	3,829,187	18,680,518	3,538,303	14,836,700
7208260000	Flat-rolled iron/nas,HRC,pickled,width>600,thick > 3 mm or but thick< 4,75 mm	10,111,547	51,693,240	7,763,727	38,305,803
7208270000	Flat-rolled iron/nas,HRC,pickled,width>600mm, of a thickness of less than 3 mm	14,588,835	88,271,293	11,147,207	64,909,672
7208360000	Flat-rolled iron/nas, HRC,width >600 mm, thick >10 mm	0	2,559,601	0	1,896,571
7208370000	flat-rolled iron/nas, HRC,width >600 mm, of a 4,75< thick< 10mm	2,495,272	17,295,276	1,956,059	12,413,168
7208380000	flat-rolled iron/nas, HRC,width >600 mm, of a 3 < thick< 4,75 mm	2,999,668	16,553,883	2,328,173	11,037,814
7208390000	Flat-rolled iron/nas, HRC,width >600 mm, thick< 3 mm	26,570,788	132,248,245	17,782,412	78,655,021
7208400000	Flat-rolled iron/nas, HRnCreliief	1,433,101	9,577,493	1,087,450	6,562,321
7208510000	Flat-rolled iron/nas, HRnC,width>600 mm, of a thickness > 10 mm	14,992,382	85,305,894	13,638,203	67,437,921
7208520000	Flat-rolled iron/nas, HRnC,width>600 mm, 4,75 < thickness < 10 mm	3,291,474	41,626,563	2,681,761	29,123,073
7208530000	Flat-rolled iron/nas, HRnC,width>600 mm, 3 < thickness < 4,75 mm	26,738	1,501,574	134,461	3,494,080
7208540000	Flat-rolled iron/nas, HRnC,width>600 mm, thickness < 3 mm	12,140	873,278	22,758	647,753
7208900000	Other Flat-rolled iron/nas	841,326	12,968,000	1,439,754	14,778,808
7209150000	Flat-rol in coils, cold-rolledwidth > 600 mm, thickness >3 mm	923,418	5,273,101	699,419	4,575,835
7209160010	Flat-crc, pickled or not, 1<thick<3mm,600 < width < 1250 mm	13,997,681	70,120,984	9,990,547	50,221,248
7209160090	Flat-crc, pickled or not, 1<thick<3mm,width > 1250 mm	3,278,758	17,626,233	2,702,556	13,611,400
7209170010	Flat-crc, pickled or not, 0.5<thick<1mm,600 < width < 1250 mm	27,593,380	139,537,575	19,026,254	97,354,289
7209170090	Flat-crc, 0.5<thickness<1mmwidth > 1250 mm	11,063,512	57,383,143	8,909,872	44,156,264
7209181000	Tin-mill blackplate (tmbp), crcof a thickness < 0.5 mm	12,134,721	66,647,616	11,945,548	59,311,577
7209189000	Flat-crc, 0,17< thickness< 0,5 mmcontaining by weight<= 0.6% of carbon	31,206,338	139,766,607	23,634,624	100,114,696
7209250000	Flat of iron/non-alloy, not in coilcold rolled, of a thickness >= 3 mm	222,098	9,068,674	285,307	6,282,620
7209260010	Flat of iron/non-alloy, not coil,coldrolled,1mm<thickness<3mm,width<=1,250 mr	199,894	837,865	146,382	505,278
7209260090	Flat of iron/non-alloy, not coil,coldrolled,1 mm<thickness<3mm,width>1,250 mr	12,366	162,990	27,570	177,281
7209270010	Flat of iron/non-alloy, not coil,coldrolled,0.5mm<=thicknes<1mm,width<=1,250mr	37,016	240,992	27,699	149,981
7209270090	Oth flat of iron/non-alloy,not incoil,cold rolled,0.5mm <= thickness< 1 mm	22,485	67,360	14,520	52,584
7209281000	Flat-CRnC, thickness<= 0,17 mmcontaining by weight<= 0.6% of carbon	0	6,827	0	9,958
7209289000	Flat-CRnC, 0,17< thickness< 0,5 mmcontaining by weight<= 0.6% of carbon	0	135,473	0	198,686
7209901000	Flat of iron/non-alloy, cold-rolled,corrugated form	307,040	361,126	217,594	306,869
7209909000	Flat of iron/non-alloy, cold-rolled,other than corrugated form	243,953	433,983	61,733	254,396
7210111000	Flat-rolled of iron/nas,carbon>=0.6%plated or coated with tin,thick > 0,5mm	64,713	314,594	123,148	419,594
7210119000	Flat-rolled of iron/nas,carbon< 0.6%plated or coated with tin,thick > 0,5mm	1,263	28,874	14,396	97,396
7210121000	Flat-rolled of iron/nas,carbon>=0.6%plated or coated with tin,thick < 0,5mm	3,031,772	15,189,081	3,686,572	17,494,558
7210129000	Flat-rolled of iron/nas,carbon< 0.6%plated or coated with tin,thick < 0,5mm	6,808,012	45,183,329	7,411,957	48,144,578
7210201000	Flat-rolled of iron/nas,carbon>=0.6%plated or coated with lead, thick <1,5mm	764,109	3,110,237	1,014,382	4,035,821
7210209000	Flat-rolled of iron/nas,carbon>=0.6%plated or coated with lead, thick >1,5mm	10,582	81,182	15,269	144,435
7210301000	Flat-rolled of iron/nas,carbon < 0.6%plated or coated with lead, thick <1,5mm	8,012,245	31,797,039	7,568,999	28,660,593
7210309000	Flat-rolled of iron/nas,carbon < 0.6%plated or coated with lead, thick >1,5mm	3,238,273	13,702,040	3,047,465	17,826,961
7210491000	Flat-rolled of iron/non-alloy, othwiseplated zinc,not corrugated,thick <=1.2mm	1,768,504	23,977,931	1,662,795	20,960,414
7210492000	Flat-rollof iron/nas,othwise plated zinccarbon< 0.6% ,n-coruugated,thick<= 1,5m	7,466,353	27,129,629	6,599,003	23,374,353
7210499000	Flat-rolled of iron/non-alloy, othwiseplated zinc,not corrugated,thick > 1.2mm	2,005,111	9,073,819	1,841,817	8,218,118
7210500000	Flat-rolled iron/non-alloyplated with cromium & or chromium oxides	2,903,054	14,391,854	3,289,877	15,745,853
7210611000	Flat-rolled iron/non-alloyplated with alumnm-zinc,thickness<=1.2mm	6,567,395	66,553,827	6,005,138	57,828,125
7210619000	Flat-rolled iron/non-alloyplated with alumnm-zinc,thickness >1.2mm	179,822	2,362,271	366,544	3,910,180
7210691000	Flat-rolled iron/non-alloyplated with oth alumnm,thickness<=1.2mm	247,501	2,841,572	267,008	3,060,366
7210699000	Flat-rolled iron/non-alloyplated with oth alumnm,thickness >1.2mm	69,545	724,425	77,631	808,533
7210701000	Flat-rollof iron/nas,painted, varnished,coated plastics,carbon<0.6%,thick<=1,5m	4,066,417	37,866,449	5,021,337	40,271,122
7210709000	Flat-rollof iron/nas,painted, varnished,coated plastics,carbon<0.6%,thick>1,5mm	7,507	701,236	11,635	899,045
7210901000	Flat-rollof iron/nas,plated,coated othmetal,carbon<0.6%,thick<=1,5mm	5,755	237,958	15,461	273,041
7210909000	Flat-rollof iron/nas,plated,coated othmetal,carbon<0.6%,thick>1,5mm	290,240	4,248,267	635,598	5,495,726
7211131000	Hoop,strip iron/not alloy, HR, not clad150 mm<width<600mm,thick <= 4mm	19,954	20,078	18,739	30,396
7211139000	Rolled on 4 faces/in closed box,HR, notclad, oth shape,thick<=4mm, width>150m	60,467	704,561	77,494	776,458
7211141000	Hoop&strip iron/not alloy, HR, not cladcarbon<=0,6%,thick>=4,75mm, width<400	153,988	409,143	278,085	657,980
7211142000	Flat-rolled iron/not alloy, HR,not cladcorrugated, carbon <=0,6%,thick>=4,75mm	174	5,713	2,199	67,662
7211149000	Oth flat-rolled iron/not alloy,not cladhr, carbon <=0,6%,thick>=4,75mm	356,666	1,635,129	621,207	2,788,754
7211191000	Hoop&strip iron/not alloy, HR, not cladcarbon<=0,6%,thick<4,75mm, width<400r	123,276	502,555	140,502	849,842
7211199000	Oth flat-rolled iron/not alloy,not cladhr, carbon <=0,6%, 0.17<thick<4.75 mm	281,684	1,953,782	239,364	1,644,266
7211232000	Hoop&strip iron/not alloy,CR, not cladcarbon<=0,25%, width < 400mm	240,031	787,670	329,665	1,196,972
7211233000	Oth flat-rolled iron/not alloy,not cladcr, carbon < 0,25%,thick < 0.17 mm	1,106	42,730	82,925	202,110
7211239010	Oth flat-rolled iron/not alloy,not cladcr, carbon < 0,25%,thick < 40 mm	0	34,938	0	21,708
7211239090	Oth flat-rolled iron/not alloy,not cladcr, carbon < 0,25%, thick >= 40 mm	555,186	2,246,945	423,355	1,746,336
7211291000	Flat-rolled iron/not alloy,CR,not cladcorrugated, carbon >= 0,25%	0	183,691	0	162,381
7211292000	Hoop&strip iron/not alloy,CR, not cladcarbon >= 0,25%, width < 400mm	251,996	1,441,757	438,321	2,214,323
7211299000	Oth Hoop&strip iron/not alloy,not cladcr, carbon >= 0,25%, width < 400mm	3,425	468,163	45,205	1,004,470
7211901000	Oth Hoop&strip iron/not alloy,not cladwidth < 400mm	87,034	735,180	80,189	739,535
7211902000	Oth flat-rolled iron/not alloy,not cladcorrugated, carbon < 0,6%	0	76,268	0	221,759

I.3. IMPOR MENURUT KOMODITI / IMPORT BY HS COMMODITY
 *** JUNI / JUNE 2010 ***

HS	Uraian Komoditi Commodity Description	Berat Bersih / Net Weight (Kg)		Nilai / Value C.I.F (US\$)	
		Bulan ini Current Month	Kumulatif Cum.Jan. to date	Bulan ini Current Month	Kumulatif Cum.Jan. to date
7211903000	Oth flat-rolled iron/not alloy,not cladthickness <= 0.17 mm	0	5	0	59
7211909000	Oth flat-rolled iron/not alloy,not cladthickness > 0.17 mm	845,635	3,187,443	1,032,216	4,277,257
7212101000	Hoop,strip iron/not alloy, coated tin,width < 400mm	0	764,577	0	1,028,668
7212109000	Flat-rolled iron/not alloy, coated tin,400 mm <= width < 600mm	456,970	1,048,717	648,333	1,361,808
7212201000	Hoop,strip iron/not alloy, width<400mm,elect coated with zinc	79,043	163,809	101,933	209,652
7212202000	Flat-rolled iron/not alloy,width<600mm,carbon<0.6%,thick<=1.5mm,elect coat zi	167,554	821,646	143,119	739,088
7212209000	Flat-rolled iron/not alloy, other shapeelect coated with zinc	246,120	1,902,979	272,810	1,642,496
7212301000	Hoop,strip iron/not alloy, coated zinc,width < 400mm non-elect coated zinc	35,446	308,846	32,610	284,815
7212309000	Flat-rolled iron/not alloy, other shape,non-elect coated with zinc	12,893	316,437	14,827	336,351
7212401000	Hoop,strip iron/not alloy, coated zinc,width < 400mm, coated with plastic	568,511	3,252,943	583,703	4,531,060
7212402000	Flat-rolled iron/not alloy, carbon<0.6%,thick > 1.5 mm, coated with plastic	59,234	707,830	58,356	790,949
7212409000	Flat-rolled iron/not alloy, other shape,painted, varnished/coated with plastics	587,699	4,230,590	878,356	6,113,075
7212501010	Hoop,strip iron/not alloy, width<400 mm,coated with aluminium-zinc alloys	38,418	179,074	93,485	444,281
7212501020	Hoop,strip iron/not alloy, width<400 mm,coated with chromium	29	1,625	625	4,268
7212501090	Other hoop,strip iron/not alloy,width < 400 mm	513	23,693	3,228	37,019
7212502010	Flat-rolled iron/not alloy, carbon<0.6%,thick > 1.5 mm, coated aluminium-zinc	0	7,237	0	8,310
7212502090	Other flat-rolled iron/not alloy,carbon<0,6%, thick > 1.5 mm	103,708	623,275	371,748	1,612,395
7212509000	Flat-rolled iron/not alloy, otherwiseplated or coated	89,673	652,748	151,854	680,907
7212601000	Hoop,strip iron/not alloy, cladwidth < 400mm	48,023	345,099	208,082	1,521,664
7212602000	Flat-rolled iron/not alloy, carbon<0.6%,thick > 1.5 mm, clad	0	4,661	0	13,561
7212609000	Flat-rolled iron/not alloy, clad	364,021	770,857	1,567,834	2,036,425
7213100010	Containing indentations,ribs,grooves ofcircular crosssection <= 50 mm2	3,458	8,653	4,105	70,619
7213100020	Containing indentations,ribs,grooves ofrectangular, square <= 20 mm2 in width	0	481,270	0	330,355
7213100090	Containing indentations,ribs,grooves ofshape	694	1,126,168	19,377	1,301,329
7213200000	Other bars, rods, hot-rolled , in irregularly, of free-cutting steel	570,705	4,461,519	1,172,864	4,394,321
7213910000	Other bars, rods, hot-rolled , circularcross-section < 14 mm in diameter	15,562,462	84,596,878	12,703,321	61,835,824
7213990000	Other bars, rods, hot-rolled , notcircular	2,711,017	11,926,160	2,479,594	10,336,255
7214101100	Oth bars,rods of iron, non-alloy steelforged,carbon<0.6%,circlr cross-section	117,304	830,873	135,548	945,788
7214101900	Oth bars,rods of iron, non-alloy steelforged,carbon<0.6%,not circular	23,157	794,282	103,345	832,477
7214102100	Oth bars,rods of iron, non-alloy steelforged,carbon>=0.6%,circlr cross-section	164,648	5,182,350	109,141	2,606,367
7214102900	Oth bars,rods of iron, non-alloy steelforged,carbon >= 0.6%,not circular	12,415	86,992	40,250	204,983
7214201900	Containing indentations, ribs, groovescarbon < 0.6%, not circular	0	33,651	0	61,234
7214202100	Containing indentations, ribs, groovescarbon >= 0.6%, circular cross-section	0	186	0	1,113
7214202900	Containing indentations, ribs, groovescarbon >= 0.6%, not circular	18,953	43,087	16,110	54,588
7214300000	Other bars & rods, not forged, of free-cutting steel	59,474	524,882	77,071	472,172
7214911010	Concrete steel, hot-rolled,hot-drawn,hot-extruded, carbon < 0.6%	752,170	10,750,798	542,685	7,253,120
7214911020	Shaft bars, manganese steel, hot-rolled,hot-drawn, hot-extruded, carbon < 0.6%	289,873	1,900,553	279,681	2,392,797
7214911090	Other bars & rods, hot-rolled,hot-drawnor hot-extruded, carbon < 0,6 %	340,520	2,301,203	250,563	1,565,076
7214912010	Concrete steel, hot-rolled,hot-drawn,hot-extruded, carbon >= 0.6%	0	2,409	0	20,035
7214912020	Shaft bars, manganese steel, hot-rolled,hot-drawn, hot-extruded, carbon >= 0.6%	1,038	3,870	759	16,487
7214912090	Other bars & rods, hot-rolled,hot-drawnor hot-extruded, carbon >= 0,6 %	0	445,837	0	735,755
7214991010	Carbon,oth than of circularcross-section: concrete steel	100	79,928	261	68,442
7214991020	Carbon, other than of circularcross-sect:shaft bars; manganese steel	59,079	312,269	277,344	2,120,353
7214991090	Oth. carbon, other than of circularcross-section	0	78,415	0	78,039
7214999010	Oth. carbon, other than of circularcross-section concrete steel	0	2,032,433	0	1,138,238
7214999020	Oth. carbon, other than of circularcross-sect:shaft bars; manganese steel	5,914,514	29,130,070	5,786,345	27,269,417
7214999090	Oth.Than Concrete steel, Shaft bars, manganese steel	82,645	555,872	101,417	1,405,720
7215100000	Oth bars & rods of iron/non-alloy steelfree-cutting steel,cold-formed/finished	367,167	2,372,263	521,042	3,437,996
7215509000	Oth bars & rods of iron/non-alloy steel	481,321	1,961,587	775,476	3,052,882
7215900010	Manganese steel/shaft bars,containingby weight less than 0.6% of carbon	164,903	797,813	224,881	907,498
7215900020	Oth Mangan steel/shaft bars,containingby weight less than 0.6% of carbon	153,151	925,638	127,601	916,639
7215900030	Manganese steel/shaft bars, containingby weight 0.6 % or more of carbon	33,289	128,892	87,875	322,588
7216100000	U, i or h sections , not further workedthan hot-rolled, of a height < 80 mm	1,322,401	6,958,642	1,207,112	6,539,434
7216210000	L section of iron/non-alloy steel, notworked than hot-rolled,of a height<80 mm	795,640	8,060,737	567,006	10,053,521
7216220000	T section of iron/non-alloy steel, notworked than hot-rolled,of a height<80 mm	49,502	85,519	32,176	55,587
7216310000	U, I or H sections, not further workedu sections	233,507	2,777,273	209,857	2,612,431
7216320000	U, I or H sections, not further workedi sections	959,180	5,363,735	696,117	3,746,809
7216330000	U, I or H sections, not further workedh sections	12,230,154	33,962,919	7,932,443	21,914,163
7216400000	L/T sect,not further work than hot-rollhot-drawn/extrud,a height of 80mm /mor	726,148	4,891,038	565,379	2,749,108
7216501000	Oth angles,shapes§ions,not furtherof a height of less than 80 mm	199,923	1,096,233	215,258	1,117,068
7216509000	Oth angles, shapes & sect,not furtherof a height of more than 80 mm	5,856,574	39,432,996	4,224,811	28,391,360
7216610000	Angles,shapes§ions,not worked thancold-formed,obtain from flat-rolled pro	0	8,738	0	7,877
7216690000	Angle,shape§,not workthan cold formoth than obtain from flat-rolled produ	119	426,429	7,728	561,703
7216910000	Oth angles,shapes§,not further workcold form/finish from flat roll product	0	1	0	1
7216990000	Oth angles,shapes§,not further workoth than cold form/finish,flat roll prod	874,134	6,492,919	764,055	5,116,348
7217101000	Wire of iron/non-alloy steel,not platd/coated,cont.carbon < 0.25% by weight	1,683,889	8,290,835	655,630	2,859,394
7217102200	Bead wire;flat hard steel reed wire;notplated/coated; 0.25%=< carbon<0.6%	143,777	2,185,477	282,825	3,890,405
7217102900	Other wire of iron or non-alloy steel,not plate/coated, 0.25% =< carbon < 0.6%	1,385,301	10,363,232	1,317,204	8,384,721
7217103100	Spokes wire;bead wire;flat hard steelreed wire;not plated/coated,carbon>=0.6%	419,828	3,007,901	1,212,873	3,567,855
7217103900	Other wire of iron or non-alloy steel,not plated/coated, cont. carbon >= 0.6%	1,289,897	8,111,437	1,880,745	6,376,758
7217201000	Wire of iron/non-alloy steel,plated w/zinc, cont.carbon < 0.25% by weight	2,570,730	18,549,440	1,219,800	8,790,630
7217202000	Wire of iron/non-alloy steel,plated w/zinc,cont.carbon>0.25% & <0,45%by weigh	237,652	2,260,230	82,198	1,412,511
7217209100	High carbon steel core wire,for almniumconductors steel reinforced (acsr)	3,783	81,280	145,746	705,143
7217209900	Oth than high carbonsteel core wire,foraluminium conduct steel reinforced(acsr)	582,161	3,777,135	619,607	4,350,587
7217301000	Wire of iron/non-alloy steel,plated w/oth base metal,cont.crbn<0.25% by weight	3,668	23,163	23,306	66,988
7217302000	Wire of iron/non-alloy steel,plated w/oth base metal,cont.0.25%=<carbon <0.6%	94,514	443,426	46,773	414,379
7217303110	Copper alloy coated high carbon steelwire coated with brass	2,333,823	14,635,968	3,443,749	18,574,608
7217303190	Copper alloy coated high carbon steelsteel coated with other copper alloys	385,597	3,013,233	467,868	3,649,955

I.3. IMPOR MENURUT KOMODITI / IMPORT BY HS COMMODITY
 *** JUNI / JUNE 2010 ***

HS	Uraian Komoditi Commodity Description	Berat Bersih / Net Weight (Kg)		Nilai / Value C.I.F (US\$)	
		Bulan ini Current Month	Kumulatif Cum.Jan. to date	Bulan ini Current Month	Kumulatif Cum.Jan. to date
7217303900	Other wire of iron or non-alloy steel plated with oth base metal, carbon >= 0.6%	609,575	3,814,984	983,434	6,908,549
7217901000	Oth wire of iron/non-alloy steel, plated zinc >= 240g/m ² , silicon <= 0.1%, cover by pv	15,469	505,605	51,829	1,036,415
7217909010	Oth wire of iron/non-alloy steel, plated containing by weight 0.6% or more	10,549	155,905	69,478	582,223
7217909090	Oth wire of iron/non-alloy steel, plated excluding goods of subheading 7217.90.10	218,638	1,493,069	338,818	2,548,798
7218100000	Ingots & oth primary forms of stainless steel	11,021	33,529	248,210	1,051,466
7218910000	Semi-finished prod. of stainless steel of rectangular (not square) cross-section	28,782	115,920	91,811	402,537
7218990000	Oth semi-finished prod. of stainless steel	73,393	589,210	442,731	3,547,778
7219110000	Flat-roll prod of stainless steel, hotrolled, in coil of a thick exceed 10mm	3,248	48,562	29,177	228,909
7219120000	Flat-roll prod of stainless steel, hotrolled, in coil of a 4.75mm <= thick <= 10mm	472,830	2,063,226	981,959	4,764,357
7219130000	Flat-roll prod of stainless steel, hotrolled, in coil of a 3mm <= thick <= 4.75mm	11,863,075	46,841,599	20,695,889	79,838,745
7219140000	Flat-roll prod of stainless steel, hotrolled, in coil of a thickness <= 3mm	1,687,679	4,911,178	2,770,948	8,124,139
7219210000	Flat-roll prod of stainless steel, hotrolled, not in coil of a thick > 10mm	2,743,677	8,931,029	2,976,152	9,313,810
7219220000	Flat-roll prod of stainless steel, hotrolled, not in coil of 4.75mm <= thick <= 10mm	4,840,527	18,307,483	4,800,869	19,686,826
7219230000	Flat-roll prod of stainless steel, hotrolled, not in coil of a 3mm <= thick <= 4.75mm	786,164	3,894,707	1,838,494	9,258,328
7219240000	Flat-roll prod of stainless steel, hotrolled, not in coil of a thickness <= 3mm	194,825	1,290,993	323,038	2,488,194
7219310000	Flat-rolled prod. of stainless steel, cold rolled, of a thickness >= 4.75 mm	21,718	80,243	99,135	266,634
7219320000	Flat-rolled prod. of stainless steel, cold rolled, 3 mm <= thickness < 4.75 mm	260,927	1,100,772	625,914	2,685,172
7219330000	Flat-rolled prod. of stainless steel, cold rolled, 1 mm < thickness < 3 mm	2,337,304	8,011,025	4,338,107	14,586,436
7219340000	Flat-rolled prod. of stainless steel, cold rolled, 0.5 mm <= thickness <= 1 mm	1,868,426	7,909,070	3,876,731	15,952,191
7219350000	Flat-rolled prod. of stainless steel, of a thickness < 0.5 mm	840,240	5,205,512	2,350,039	11,760,203
7219901000	Oth flat-roll prod. of stainless steel, thick >= 1.5mm & < 125mm patterns from roll	4,222	8,516	12,226	30,569
7219902000	Oth flat-rolled prod. of stainless steel, of a thickness < 0.5 mm	0	33,116	0	148,907
7219909000	Oth flat-rolled prod. of stainless steel, of a thickness > 0.5 mm	436,590	2,195,381	839,551	3,873,065
7220110000	Hoop & strip of stainless steel, hotrolled, of a thick >= 4.75 mm, width < 400mm	138,607	437,433	217,818	765,113
7220119000	Hoop & strip of stainless steel, hotrolled, of a thick >= 4.75 mm, width > 400mm	7,224,928	10,298,961	5,990,219	9,001,725
7220121000	Hoop & strip of stainless steel, hotrolled, of a thick < 4.75 mm, width < 400mm	43,731	140,051	137,318	438,341
7220129000	Hoop & strip of stainless steel, hotrolled, of a thick < 4.75 mm, width > 400mm	409,155	1,612,023	839,713	3,189,386
7220201000	Hoop & strip of stainless steel, coldrolled, width < 400mm	242,540	1,248,864	710,314	3,221,272
7220209000	Hoop & strip of stainless steel, coldrolled, width > 400mm	172,154	977,051	329,540	2,188,368
7220901000	Hoop & strip of stainless steel, not cold rolled, width < 400mm	33,656	238,467	339,934	2,353,175
7220909000	Hoop & strip of stainless steel, not cold rolled, width > 400mm	575,538	3,917,362	1,196,812	5,239,288
7221000000	Bars & rods, hot-rolled, in irregularly wound coils, of stainless steel.	3	4,038,121	86	1,825,342
7222110000	Bars, rods, hot-rolled, in irregularly of circular cross-section	83,817	751,515	194,092	1,475,864
7222190000	Bars, rods, hot-rolled, in irregularly of not circular cross-section	416,159	2,058,881	779,930	3,319,009
7222201000	Bars, rods, cold-formed or cold-finished of circular cross-section	123,741	553,320	527,264	2,334,179
7222209000	Bars, rods, cold-formed or cold-finished of not circular cross-section	161,553	920,453	975,004	4,471,316
7222301000	Other bars and rods of circular cross-section	52,092	157,858	156,247	490,505
7222309000	Other bars and rods of not circular cross-section	232,887	1,699,083	495,407	2,450,129
7222400000	Angles, shapes and sections of stainless steel	67,183	299,739	134,932	739,793
7223001000	Wire of stainless steel having a cross-sectional dimension exceeding 13 mm	13,509	73,552	77,247	448,644
7223009000	Wire of stainless steel having a cross-sectional dimension <= 13 mm	613,585	2,541,094	2,749,826	11,477,561
7224100000	Ingots & oth primary forms of oth alloy steel	230,228	881,847	298,508	1,274,739
7224900000	Semi-finished prod. of oth alloy steel	2,605,196	24,012,993	2,576,692	20,307,689
7225110000	Grain-oriented of silicon-elect steel a width of 600 mm or more.	1,404,296	7,813,126	2,969,011	17,584,237
7225190000	Oth than Grain-orient of silicon-elect steel a width of 600 mm or more.	1,836,520	13,629,585	2,168,614	13,236,906
7225300000	Flat-roll product of oth alloy steel, of not further worked than hot-roll, in coil	2,169,038	12,673,587	1,676,189	9,740,972
7225400000	Flat-roll prod of oth alloy steel, of not further worked than hot-roll, not in coil	10,197,274	49,624,642	10,908,654	52,874,830
7225500000	Flat-roll prod of oth alloy steel, of not further worked than cold-rolled	1,126,325	10,257,875	868,947	8,568,337
7225910000	Oth flat-rolled prod. of oth alloy steel, electrolytically plated/coated with zinc	711,373	6,827,008	1,698,097	9,335,901
7225920000	Oth flat-rolled prod. of oth alloy steel, otherwise plated or coated with zinc	303,283	1,107,419	283,623	1,198,815
7225990000	Oth flat-rolled prod. of oth alloy steel, otherwise plated or coated with not zinc	504,835	3,572,109	712,058	3,855,874
7226110000	Hoop & strip, grain-oriented of siliconelectrical steel, of a width <= 400 mm	93,622	434,135	261,469	1,355,962
7226119000	Hoop & strip, grain-oriented of siliconelect steel, of a width > 400 mm, < 600mm	415,489	2,117,756	1,303,526	6,954,119
7226191000	Hoop, strip, oth than grain-orient of siliconelect steel, of a width <= 400 mm	91,469	230,652	312,407	1,143,652
7226199000	Hoop, strip, oth than grain-orient of siliconelect steel, of a width > 400mm, < 600mm	138,728	505,956	412,225	1,482,564
7226201000	Hoop & strip of high speed steel of a width <= 400 mm	558	14,131	3,230	57,960
7226209000	Hoop & strip of high speed steel of a width > 400 mm, < 600mm	0	6,123	0	23,018
7226911000	Hoop, strip of oth alloy steel, hot rolled, of a width <= 400 mm	34,765	286,484	63,978	539,113
7226919000	Hoop, strip of oth alloy steel, hot rolled, width > 400 mm, <= 600mm	119,854	601,580	321,200	1,604,305
7226921000	Hoop, strip of oth alloy steel, cold rolled, of a width <= 400 mm	0	172,518	0	209,686
7226929000	Hoop, strip of oth alloy steel, cold rolled, width > 400 mm, <= 600mm	27,560	143,864	56,477	254,827
7226991000	Hoop & strip of oth alloy steel, width <= 400 mm	7,362	89,715	43,170	92,039
7226999000	Hoop & strip of oth alloy steel, width > 400 mm and <= 600mm	235,986	1,556,149	350,445	1,658,057
7227200000	Bars & rods, hot-rolled, in irregularly wound coils, of silico-manganese steel	0	695,760	0	619,814
7227900000	Oth bars & rods, hot-rolled, in irregularly wound coils	4,782,443	30,132,626	4,925,174	22,263,992
7228101000	Bars & rods, of high speed steel, of circular a cross-section	6,346	134,011	39,387	719,506
7228109000	Bars & rods, of high speed steel, not of circular a cross-section	90,851	869,311	221,205	1,899,283
7228201000	Bars & rods, of silico-manganese steel, circular a cross-section	808,022	10,762,916	728,314	9,430,905
7228209000	Bars & rods, of silico-manganese steel, not circular a cross-section	819,404	3,832,149	1,325,670	6,372,766
7228301000	Oth bars & rods, of silico-manganese steel of circular cross-section	12,315,191	42,088,243	14,927,489	50,214,367
7228309000	Oth bars & rods, of silico-manganese steel not of circular cross-section	9,498,171	41,883,723	9,482,071	39,276,216
7228401000	Oth bars, rods, not further worked than forget, of circular cross-section	2,296,649	5,267,804	1,314,615	2,965,313
7228409000	Oth bars, rods, not further worked than forget, not of circular cross-section	70,025	2,220,655	168,334	2,494,628
7228501000	Oth bars, rods, not formed/cold finished of circular cross-section	218,868	1,425,624	361,983	2,482,017
7228509000	Oth bars, rods, not formed/cold finished not of circular cross-section	802,279	3,624,977	1,124,082	6,133,847
7228601000	Other bars and rods of circular cross-section	170,251	914,027	234,993	1,268,870
7228609000	Other bars and rods of not of circular cross-section	727,789	3,612,125	1,191,957	6,128,579
7228700000	Angles, shapes and sections of other alloy steel	2,827,033	12,807,453	2,367,576	10,226,203

I.3. IMPOR MENURUT KOMODITI / IMPORT BY HS COMMODITY
 *** JUNI / JUNE 2010 ***

HS	Uraian Komoditi Commodity Description	Berat Bersih / Net Weight (Kg)		Nilai / Value C.I.F (US\$)	
		Bulan ini Current Month	Kumulatif Cum.Jan. to date	Bulan ini Current Month	Kumulatif Cum.Jan. to date
7228801100	Hollow drill bars,rods, weight >=0.6%of circular cross-section	169,303	975,199	532,300	3,162,055
7228801900	Hollow drill bars,rods, weight >=0.6%not of circular cross-section	45,554	58,621	60,519	116,772
7228809000	Oth. Hollow drill bars and rods	48,210	530,785	109,289	1,565,171
7229200000	Wire of silico-manganese steel	877,232	3,900,349	923,917	4,355,183
7229900010	Wire of other alloy steel.of high speed steel	426,880	1,705,595	473,472	1,968,933
7229900090	Wire of other alloy steel.not of high speed steel	2,859,655	16,305,620	4,587,584	20,578,574
7301100000	Sheet piling of iron or steel	580,997	4,667,815	559,585	3,895,801
7301200000	Angles, shapes and sections of ironor steel	188,490	571,505	155,857	529,691
7302100000	Rails of iron or steel	609,450	5,982,497	716,079	6,982,340
7302300000	Switch-blades, crossing frogs, pointrods and other crossing pieces	131	1,342	2,329	34,013
7302400000	Fish-plates and sole plates of ironor steel	5,909	165,986	12,183	205,853
7302901000	Sleepers, of iron or steel	139	657,831	5,597	899,033
7302909000	Other than sleepers, of iron or steel	175,982	596,394	334,073	1,498,284
7303001010	Tubes,pipes of cast with an externaldiameter not exceeding 100 mm	59,117	1,890,875	298,379	3,502,954
7303001020	Tubes,pipes of cast with an externaldiameter not exceeding 150 mm	581	636,998	1,468	469,388
7303001030	Tubes,pipes of cast with an externaldiameter >150 mm and <=600 mm	8,240	462,394	15,852	334,043
7303001090	Oth.Tubes, pipes	1,636,583	3,270,685	319,972	1,300,096
7303009010	Hollow profiles, of cast iron withan external diameter < =100 mm	0	13,527	0	12,631
7303009090	Hollow profiles, of cast iron withan external diameter > 100 mm	369,590	8,978,415	558,038	10,429,613
7304110000	Tubes, pipes and hollow profiles,seamless, of stainless steel	6,238,562	22,551,886	14,666,558	40,870,591
7304190000	Oth.tube,pipe&hollow profile,seamless,line pipe of a kind use for oil/gas pipe	59,010,924	211,452,616	61,155,219	241,462,688
7304220010	Oth.tube,pipes&hollow profile,seamless,unfinished drill pipe (green pipe) with	48,333	131,876	253,463	463,706
7304220090	Oth.tube,pipes&hollow profile,seamless,unworked pipe end	5,654	1,289,015	1,206	3,487,209
7304230010	Unfinished drill pipe (green pipe) withyield strength less than 75,000 psi	10,787	413,103	67,275	2,798,419
7304230090	Oth. unfinished drill pipe (green pipe)	75,744	2,602,191	231,755	15,337,585
7304240010	Unfinsh case&tube, yield strgh<75000Psioth.of stanlss stel for drill	16,086	48,726	29,199	99,196
7304240090	Oth.unfinsh casetube&unworked,stainlesswith yield strength less than 75,000 p	39	14,566	1,563	65,523
7304290010	Unfinsh casetube&unworked pipe endwith yield strength less than 75,000 psi	9,938,632	34,718,943	13,220,355	50,600,166
7304900000	Oth.unfinsh casetube&unworked pipe endwith yield strength less than 75,000 p	10,115,508	35,961,053	13,523,344	58,361,674
7304311000	High press. conduits,of circular cross-sect.of iron/non-alloy steel,cold rolled	115,474	396,578	513,157	1,490,555
7304319000	Oth.drill Rod Casing&tubing withpin and box threads	1,828,155	7,802,683	3,950,062	20,934,131
7304390000	Oth. Drill Rod Casing and tubingwith pin and	941,096	5,184,360	1,234,099	8,122,059
7304410000	Cold-drawn or cold-rolled (cold-reduced)stainless steel	199,927	1,064,312	917,118	3,160,324
7304490000	Oth. Cold-drawn or cold-rolled(cold-reduced) stainless steel	265,215	1,223,549	3,331,734	12,624,531
7304511000	High press. conduits,of circular cross-sect.of oth alloy steel,cold rolled	0	5,499	0	17,096
7304519000	Oth tubes/pipes/hollow profiles,seamlesscold rolled,crclr c-s of oth alloy steel	47,899	137,031	229,854	635,922
7304590000	Oth.Drill rod casing&tubing with pin§.of oth alloy steel,cold rolled	1,838,289	4,061,188	13,526,032	35,271,707
7304900000	Oth.Drill rod casing&tubing with pin&cold rolled,crclr c-s of oth alloy steel	1,700,766	4,249,610	3,832,132	17,968,760
7305110000	Lines pipe, for oil or gas longitudinallsubmerged arc welded of iron/steel	232,029	5,672,707	412,069	7,567,798
7305120000	Lines pipe, for oil or gas other,longitudinally welded of iron/steel	4,921	72,319	73,554	1,071,463
7305190000	The oth.line pipe of iron/steel for oil,external diameter > 406.4mm	141,793	3,402,203	609,962	9,426,630
7305200000	Casing of iron/steel used in drillingfor oil/gas external diameter 406.4mm	14	2,187,765	22	3,459,287
7305311000	Lines pipe, for oil or gas longitudinallstainless steel pipes & tubes	270	126,856	1,510	433,631
7305319000	Oth.lines pipe,for oil/gas longitudinallstainless steel pipes & tubes	156,204	1,059,026	191,239	1,398,176
7305390000	Oth.lines pipe,for oil/gas longitudinall	125	345,650	5,280	369,965
7305900000	Oth.lines pipe,for oil/gas longitudinalloth.stainless steel pipes & tubes	9,584	320,668	51,611	1,213,861
7306110000	Line pipe of kind use for oil/gas pipewelded, of stainless steel	334,007	2,172,826	662,955	12,931,192
7306190000	Oth.line pipe of kind use for oil/gaspipe,welded,of stainless steel	923,911	4,103,119	954,763	4,163,902
7306210000	Casing&tubing of a kind use in drillingwelded, of stainless steel	44	56,991	814	332,360
7306290000	Oth.casing&tubing of a kind use indrilling,welded,of stainless steel	1,329,233	1,576,380	6,719,961	7,546,629
7306301010	Boilr tube weld,of circrlr cross-sect ofiron/non ally stel intrnl diamtr<12.5mm	43,692	184,957	48,133	185,584
7306301020	Boilr tube weld,of circrlr cross-sect ofiron/non ally stel intrnl diamtr>=12.5mm	139,464	720,361	982,717	5,112,229
7306302010	Boilr tube weld,of single/double walled,coppr plate,intrnl diamtr<12.5mm	45,211	334,813	439,974	2,163,978
7306302020	Boilr tube weld,of single/double walled,coppr plate,intrnl diamtr>=12.5mm	41,999	104,187	90,223	191,267
7306303000	Boilr tube weld,of single/double walled,coppr plate,shath pipe for heating	20,480	24,395	25,577	38,277
7306309010	Oth.boilr tube weld,of single/doublewalled,coppr plate,intrnl diamtr<12.5mm	257,759	545,868	886,178	3,109,923
7306309020	Oth.boilr tube weld,of single/doublewalled,coppr plate,intrnl diamtr>=12.5mm	1,502,114	5,299,335	2,153,311	9,290,795
7306401010	Oth.weld,of circrlr cross-section ofweld boilr tube w intrnl diamtr<=125 mm	672	10,403	22,874	146,793
7306401090	Oth.weld,of circrlr cross-section ofweld boilr tube w intrnl diamtr>125 mm	30,181	241,404	59,933	811,300
7306402000	Welded boiler tubes of stainless steelwith internal diameter >12.5 mm	84,224	572,571	168,592	1,164,429
7306403000	St'less steel pipes & tubes welded ofcircrlr cross sec. w extrl dmtr>105mm	19,108	40,339	44,833	184,138
7306409000	Oth.not welded of circular cross sect.with internal diameter > 12,5 mm	456,920	2,184,584	1,269,747	6,558,965
7306501020	Oth.boilr tube,weld,of circrlr cross-sectn,oth alloy steel int.dmtr>12.5mm	368	101,302	3,000	706,037
7306509010	Oth.boilr tube,weld,of circrlr cross-high pressure conduits	9	129	365	1,704
7306509020	Oth.boilr tube,weld,oth.thn high prsrconduit,oth alloy steel int.dmtr<=12.5mm	1,895	15,901	19,350	116,000
7306509030	Oth.boilr tube,weld,oth.thn high prsrconduit,oth alloy steel int.dmtr>12.5mm	224,853	4,172,335	1,364,291	23,024,908
7306610010	Oth.boilr tube,weld,square/rectangularcross sectin,with int.diamtr<=12,5mm	85	58,702	206	61,350
7306610090	Oth.boilr tube,weld,square/rectangularcross sectin,with int.diamtr>12,5mm	2,578,541	7,245,719	1,945,190	5,846,494
7306690010	Oth.boilr tube,non circrlr crss-sectionwith internal diameter<=12,5mm	0	6	0	82
7306690090	Oth.boilr tube,non circrlr crss-sectionwith internal diameter>12,5mm	0	43,139	0	137,040
7306901010	Bundy-weld pipes and tubes,with internal diameter <= 12,5mm	5,404	5,434	14,823	17,910
7306901090	Bundy-weld pipes and tubes,with internal diameter > 12,5mm	79	17,866	1,716	88,699
7306909010	Oth.thn bundy-weld pipes & tubes,with internal diameter <= 12,5mm	12,417	176,044	105,734	833,245
7306909090	Oth.thn bundy-weld pipes & tubes,with internal diameter > 12,5mm	1,937,198	13,250,851	2,249,311	76,195,093
7307110000	Cast fitting of non-malleable cast iron	102,959	258,230	179,740	328,367
7307190000	Cast fitting of other than non-malleablecast iron	328,593	1,687,151	688,366	3,883,632
7307210000	Other, of stainless steelflanges	134,617	1,093,350	517,650	3,519,267
7307220000	Other, of stainless steelthreaded elbows, bends and sleeves	98,029	721,353	1,719,865	6,321,142

I.3. IMPOR MENURUT KOMODITI / IMPORT BY HS COMMODITY
 *** JUNI / JUNE 2010 ***

HS	Uraian Komoditi Commodity Description	Berat Bersih / Net Weight (Kg)		Nilai / Value C.I.F (US\$)	
		Bulan ini Current Month	Kumulatif Cum.Jan. to date	Bulan ini Current Month	Kumulatif Cum.Jan. to date
7307230000	Other, of stainless steelbutt welding fittings	68,708	455,206	206,615	2,810,573
7307290000	Oth.,of stainlss steel oth.than flanges,butt welding,threaded elbow,bend&sleeve	319,253	1,535,171	2,678,187	10,823,827
7307910000	Tube or pipe fittings (couplings)flanges	973,268	6,131,533	2,400,749	13,174,932
7307920000	Tube or pipe fittings (couplings)threaded elbows, bends and sleeves	526,618	2,409,610	1,226,755	6,848,498
7307930000	Tube or pipe fittings (couplings)butt welding fittings	822,081	3,537,600	1,188,328	8,323,148
7307990000	Other tube/pipe fittings (couplings)	1,725,181	9,092,970	9,356,057	51,673,063
7308101000	Bridges and bridge sect. w prefab'tedtype joined by shear connectors	85	21,410	3,060	29,222
7308109000	Other bridges and bridge sections	1,350,955	10,899,275	3,980,934	23,063,107
7308201100	Towers with prefabricated modular type joined by shear connectors	0	3,110	0	15,140
7308201900	Other towers	659,709	7,820,304	999,210	13,221,290
7308202100	Lattice masts w prefabricated modular type joined by shear connectors	0	1	0	1
7308202900	Other lattice masts	46,889	566,672	70,322	691,721
7308300000	Doors, windows and their framesand thres hold for doors	354,610	1,132,746	503,309	4,927,221
7308401000	Equip. for scaffolding w prefabricatedmodlr type joined by shear connectors	13,412	13,997	20,282	33,027
7308409000	Other equipment for scaffolding,shuttering, propping or pit propping	140,080	2,674,093	254,889	6,037,433
7308902000	Other, prefabricated modular type joined by shear connectors	10	1,178,610	220	1,271,687
7308903000	Oth. corrug,curved/bent galv'd plt fass'bly.into undgrmd conduits&culvert	24,493	659,713	82,281	1,269,916
7308904000	Oth parts of tub/tunnels,made of formd&bended corrugated sheet of iron/steel	46,983	590,543	137,585	1,561,011
7308905000	Other, prefabricated modular rail for ships	0	22,079	0	26,805
7308909000	Other structures and partsof structures of iron or steel	5,093,312	47,847,865	16,112,179	130,787,977
7309000000	Reservoir,tank,vat&similar containerof iron/steel, capacity > 300 ltr	526,273	4,873,997	3,079,991	59,319,115
7310100010	Tank,cask,drum,can,boxe&similarfor transporting or coagulating latex	13,666	48,097	89,054	411,345
7310100020	Tank,cask,drum,can,boxe&similarof iron or steel casting in the rough	3,674	62,694	22,781	245,455
7310100030	Tank,cask,drum,can,boxe&similarother of iron/steel forging/stamping	41,636	144,357	116,759	381,006
7310100090	Oth.tank,cask,drum,can,boxe&similar	411,087	2,971,248	709,916	6,567,555
7310211010	Cans <1L,closed by soldering ofiron/steel casting in the rough	0	216	0	309
7310211020	Cans <1L,closed by soldering ofiron/steel forging or stamping in	815	53,139	1,052	146,167
7310211090	Oth.cans <1L,closed by soldering ofiron/steel	26,695	62,049	74,567	197,906
7310219010	Cans >1L & <50L,closed by soldering ofiron/steel casting in the rough	1,952	12,100	15,814	118,034
7310219020	Cans >1L & <50L,closed by soldering ofiron/steel forging or stamping in	1,170	5,850	3,348	16,740
7310219090	Oth.cans >1L & <50L,closed by soldering of iron/steel	115,996	981,793	321,565	2,700,003
7310291010	Cans <1L,not soldering ofiron/steel casting in the rough	2,007	8,558	46,182	89,596
7310291020	Cans <1L,not soldering ofiron/steel forging or stamping in	143	887	1,212	10,178
7310291090	Oth.cans <1L,not soldering ofiron/steel	265,582	956,738	956,851	3,228,535
7310299010	Cans >1L & <50L,not soldering ofiron/steel casting in the rough	3,448	3,619	7,727	13,659
7310299020	Cans >1L & <50L,not soldering ofiron/steel forging or stamping in	0	2,510	0	8,314
7310299090	Oth.cans >1L & <50L,not soldering of iron/steel	1,037,606	4,704,401	235,969	1,012,096
7311001100	Cont'ners for compressed/liquefied gasseamless stl cylinders, capacity< 30 ltr	47,939	258,851	61,077	548,331
7311001900	Other seamless steel cylinders	814,812	4,022,936	1,452,031	8,615,024
7311009100	Other containers of iron or steelwith capacity of less than 30 l	39,811	325,339	62,030	548,051
7311009900	Other containers of iron or steel	139,736	1,114,709	120,110	1,690,593
7312101000	Standed wr,ropes & cables for lockedcoil,flatt'ed strands&non rottng wr rp	231,443	642,647	308,319	976,803
7312102000	Stranded wire,rope&cables by plated/coatd wth brass,& of a nom.d=<3mm	728,884	3,013,246	1,710,685	7,996,583
7312104000	Stranded wire, rope and cables withstranded wire of diameter of< 3 mm	19,788	105,237	205,211	1,092,528
7312109000	Other stranded wire, rope and cables	1,731,294	9,532,355	3,442,741	20,267,927
7312900000	Oth stranded wire, rope and cables,plaitd bnds,slings& of ir/stl not elect	539,233	4,192,557	939,508	7,797,881
7313000000	Barbed wr of iron/steel; twisted hoop&of a kind used f fencing of iron/stl	159,327	708,816	76,732	409,913
7314120000	Woven cloth with endless bandsfor machinery, of stainless steel	881	100,033	32,792	193,613
7314140000	Woven cloth, of stainless steel	64,067	380,841	322,329	2,047,344
7314191000	Endless bands for machinery oth thn ofstainless steel	58	18,095	479	42,420
7314199000	Other woven cloth, not stainless steel	16,190	67,483	120,231	799,855
7314200000	Grill&fencing,welded at the intersectofwr wth a max.sect.d>3mm&mesh s>100ci	885,151	2,445,618	925,962	2,661,544
7314310000	Other grill, netting & fencing,weldedat the intersect.by pltd/coatd w zinc	730,708	2,492,961	361,917	1,210,565
7314390000	Oth grill, netting and fencing,weldedat the intersection	320,880	3,089,270	669,194	3,680,373
7314410000	Oth cloth, grill, netting and fencingby plated or coated with zinc	144,851	1,085,732	156,957	985,206
7314420000	Oth cloth, grill, netting and fencingby coated with plastics	119,849	480,607	78,124	320,465
7314490000	Oth cloth, grill, netting and fencing	249,649	1,881,767	171,980	1,543,232
7314500000	Expanded metal	19,574	130,187	17,827	308,131
7315111100	Roller chain for bicyclesof mild steel	82,221	373,467	197,163	694,835
7315111200	Roller chain for motorcyclesof mild steel	629,009	2,808,591	1,443,708	7,714,236
7315111900	Other mild steel for roller chain	121,166	591,035	591,167	2,884,017
7315112100	Other roller chain for bicycles	18,932	121,942	19,658	169,115
7315112200	Other roller chain for motorcycles	827,220	3,321,670	2,007,161	8,969,975
7315112300	Oth roller chain transmis. type6mm < pitch length <= 3mm	13,384	79,831	34,079	571,971
7315112900	Other roller chain	178,524	951,255	546,748	2,869,221
7315120000	Other roller chainof mild steel	288,853	1,876,170	1,000,212	5,616,477
7315191100	Roller chain for bicyclesof bicycle chain	0	13,669	0	12,826
7315191200	Roller chain for motorcyclesof motocycle chain	16,232	112,307	285,707	1,408,218
7315191900	Other roller chainof other mild steel	7,369	48,877	26,696	121,509
7315199100	Other roller chain for bicyclesof bicycle chain	0	21	0	2,028
7315199200	Other roller chain for motorcyclesof motocycle chain	5,884	21,050	254,938	882,931
7315199900	Other roller chain of other thanbicycle chain&motocycle chain	2,533	114,459	29,210	528,642
7315201000	Skid chainof mild steel	0	9,661	0	90,449
7315209000	Other Skid chainof mild steel	1,520	24,880	5,657	79,506
7315811000	Stud-linkof mild steel	12,179	23,800	12,638	88,519
7315819000	Other Stud-linkof mild steel	147,775	1,135,307	199,195	2,729,742
7315821000	Other, welded linkof mild steel	0	114,132	0	325,573
7315829000	Other, welded link	110,244	723,709	199,787	1,025,332

I.3. IMPOR MENURUT KOMODITI / IMPORT BY HS COMMODITY
 *** JUNI / JUNE 2010 ***

H S	Uraian Komoditi Commodity Description	Berat Bersih / Net Weight (Kg)		Nilai / Value C.I.F (US\$)	
		Bulan ini Current Month	Kumulatif Cum.Jan. to date	Bulan ini Current Month	Kumulatif Cum.Jan. to date
7315891100	Other chain for bicycles of mild steel	117	306	1,451	5,559
7315891200	Other chain for motorcycles of mild steel	145,329	628,918	1,444,778	6,753,928
7315891900	Other chain of mild steel not for motorcycles and bicycles	10	15,765	1,499	166,264
7315892100	Other chain for bicycles of other than mild steel	1	1	1	1
7315892200	Other chain for motorcycles of other than mild steel	3,923	40,078	5,500	28,913
7315892900	Other chain not mild steel, not for motorcycles and bicycles	74,568	605,408	306,219	2,226,602
7315901000	Other parts of chain for motorcycles and bicycles	17,069	25,201	58,303	137,088
7315909000	Other parts of chain not for motorcycles and bicycles	235,955	1,375,600	842,447	4,361,770
7316000000	Anchors, grapnels and parts thereof, of iron or steel	445,326	2,018,902	911,018	5,536,481
7317001000	Wire nails	317,356	1,359,041	187,196	1,044,662
7317002000	Staples	136,662	727,620	131,812	918,418
7317009010	Dog spikes for rail sleepers, carding-tacks and similar articles, of iron or steel,	74,947	314,256	100,840	400,650
7317009020	connector & anti-splitting, connector and Hob nails for footwear, ring nails	6,552	101,141	45,858	301,872
7317009030	connector and anti-splitting, connector Hook nails	4,135	28,133	24,911	183,442
7317009040	connector and anti-splitting, connector Corrugated nails, drawing pins and tacks	1,091,782	4,485,988	365,155	1,575,905
7317009090	Oth.connector and anti-splitting, conn-ector and anti splitting	1,075,137	6,165,085	456,749	2,837,249
7318110000	Threaded articles for coach screws	6,413	33,458	76,168	220,513
7318121000	Other wood screws with an external diameter not exceeding 16 mm	43,550	70,253	89,571	175,194
7318129000	Other wood screws	89,190	402,675	246,215	1,366,002
7318131000	Screw hooks and screw rings with an external dmtr not exceeding 16mm	3,328	17,240	69,367	488,349
7318139000	Other screw hooks and screw rings	99,886	373,184	327,147	1,121,956
7318141000	Self tapping screw with an external diameter not exceeding 16 mm	8,643	91,635	150,693	1,570,175
7318149000	Other self tapping screws	16,734	238,760	211,511	1,743,640
7318151100	Screw metal with/without nuts/washers with an external diameter <=16 mm	297,582	1,354,259	2,197,075	11,045,808
7318151200	Bolts for metal, with/ without nuts of an external diameter <= 16mm	1,412,663	7,739,522	8,879,202	41,455,878
7318151900	Oth screws & bolts whether/not without -their nut/washers with an ext'l dmtr>16	295,325	2,137,887	705,002	6,157,011
7318159100	Other screws for metal with or without nuts or washers	68,904	490,595	653,915	3,856,066
7318159200	Other bolts for metal, with or without nuts	791,506	3,860,715	2,089,236	11,810,890
7318159900	Other screws and bolts whether or not with their nut or washers	601,138	1,784,306	4,869,172	9,870,289
7318161000	Nuts with an external diameter not exceeding 16 mm	396,711	1,537,142	1,661,355	7,722,853
7318169000	Other nuts	1,089,125	5,851,218	7,726,208	30,103,303
7318191000	Other threaded articles of an external diameter not exceeding 16 mm	8,477	65,857	146,498	788,277
7318199000	Other threaded articles of iron and steel	322,011	3,442,414	1,011,006	8,012,718
7318211000	Non threaded artic. for spring washers & oth lock washers with an ext'nal d<16mm	8,072	38,579	55,151	196,676
7318219000	Other spring washers and other lock washers	249,280	868,705	2,302,478	5,829,039
7318221000	Other washers with an external diameter not exceeding 16 mm	64,600	281,538	810,175	4,101,430
7318229000	Other washers	262,606	2,255,779	4,321,758	19,744,265
7318231000	Rivet with an external diameter not exceeding 16 mm	38,180	156,493	263,344	989,428
7318239000	Other rivets	12,432	108,830	174,095	1,053,285
7318241000	Cotters & cotters pins with an external diameter not exceeding 16 mm	69,611	317,068	1,099,453	4,997,595
7318249000	Other cotters and cotter pins	88,150	524,683	875,695	6,207,999
7318291000	Oth non threaded articles with an external diameter <= 16 mm	42,989	273,408	1,152,356	5,685,936
7318299000	Other non threaded articles	538,757	2,651,229	5,229,030	22,058,183
7319200000	Safety pins	11,388	68,764	71,211	269,408
7319300000	Other pins	195,776	1,293,589	1,944,526	9,629,010
7319900000	Oth similar articles for use in hand, of iron or steel	64,523	191,122	306,263	1,585,734
7320101000	Leaf springs and leaves for motor vehicles	153,928	475,383	507,831	2,089,160
7320109000	Other leaf springs and leaves	50,610	239,779	626,649	3,121,305
7320201000	Helical springs for motor vehicles	80,872	494,142	996,706	5,930,595
7320209010	Other Helical springs for motor vehicles For motor vehicles or earth moving	100,165	494,250	1,110,142	4,927,095
7320209090	Other Helical springs for motor vehicles	78,003	409,102	532,709	3,047,344
7320901000	Other springs and leaves for motor vehicles	73,397	432,476	695,547	3,732,098
7320909000	Other springs and leaves	73,652	595,826	731,049	4,553,446
7321110000	Cooking appliances and plate warmers For gas fuel or for both gas and other	116,099	669,866	390,465	2,277,700
7321120000	Cooking appliances and plate warmers with liquid fuel	15,502	122,045	28,565	164,280
7321190000	Other Cooking appliances & plate warmers including appliances for solid fuel	47,669	63,530	196,435	257,839
7321810000	Other appliances with gas fuel or for both gas and other fuels	0	23,754	0	44,878
7321820000	Other appliances with liquid fuel	11,424	11,424	6,936	6,936
7321890000	Other appliances with solid fuel	25,665	72,346	47,135	95,963
7321901000	Oth cooking appliances & plate warmers Of burner for kerosene stoves	6,254	35,826	4,638	76,963
7321909000	Other Cooking appliances and plate warmers	680,320	3,103,598	1,859,126	9,988,319
7322110000	Radiators and parts of cast iron	2,335	10,008	24,652	68,904
7322190000	Other parts of radiators	13,155	356,430	237,115	2,097,788
7322900000	Other radiators for central heating	88,272	231,210	422,970	2,322,328
7323100000	Iron/steel wool; pot scourers & scouring or polishing pads, gloves and the like	77,480	559,772	105,188	851,564
7323911000	Kitchenware of cast iron, not enamelled	78,036	230,713	198,827	1,014,075
7323919000	Household articles of cast iron not enamelled	22,462	179,844	58,892	410,231
7323920000	Household articles of cast iron, enamelled	76,191	521,431	83,166	734,419
7323931000	Kitchenware of stainless steel	492,831	2,220,185	1,592,788	6,099,640
7323939000	Other household articles of stainless steel	181,480	952,895	492,140	2,156,448
7323940000	Household of iron (oth. than cast iron) or steel, enamelled	242,761	1,098,168	414,631	1,516,350
7323991000	Other kitchenware	242,972	796,582	638,383	2,010,446
7323999000	Other household articles of iron or steel	117,342	736,951	554,920	2,109,487
7324100000	Sinks and wash basins, of stainless steel	274,967	974,872	370,598	1,767,143
7324210000	Bath of cast iron, whether or not enamelled	3	18,357	50	56,487
7324290000	Bath of stainless steel	30,719	115,908	73,445	379,365
7324901000	Sanitary ware for flushing water closets or urinals (fixed type)	9,028	52,509	49,681	205,951
7324902000	Sanitary ware of bedpans, urinals (portable type) and chamber pots	313	2,314	4,699	23,888

I.3. IMPOR MENURUT KOMODITI / IMPORT BY HS COMMODITY
 *** JUNI / JUNE 2010 ***

HS	Uraian Komoditi Commodity Description	Berat Bersih / Net Weight (Kg)		Nilai / Value C.I.F (US\$)	
		Bulan ini Current Month	Kumulatif Cum.Jan. to date	Bulan ini Current Month	Kumulatif Cum.Jan. to date
7324909000	Other sanitary ware	141,154	631,550	343,951	1,764,723
7325101000	Other cast articles of non malleablecast iron by latex spouts & latex cups	277	26,002	2,016	106,466
7325109000	Other cast articles of non malleable cast iron	67,670	386,387	358,321	1,497,684
7325910000	Grinding balls and similar articlesfor mills	3,048,364	15,387,568	3,225,394	18,531,976
7325991000	Other cast articles of malleable castiron by latex spouts and latex cups	1,054	5,064	3,720	70,480
7325999000	Other cast articles ofmalleable cast iron	121,790	633,755	342,284	2,079,813
7326110000	Grinding balls&similar artic.for millsforged/stamped but not further works	413,295	12,464,520	522,186	13,660,474
7326190000	Other articles or iron or steelbut not forged or stamped	328,199	3,072,317	1,535,468	11,632,488
7326202000	Articles of iron or steel wirefor rat traps	26	563	105	5,049
7326205000	Articles of iron or steel wireWire poultry cages and the like	63,836	308,316	100,342	446,849
7326209000	Other articles of non ironor steel wire	191,386	833,601	717,536	2,546,087
7326901000	Ships' rudders not forged or stamped	64,077	623,827	767,300	5,031,526
7326903000	Stainless stl shield&clamp assembly wthruhb.sl for hubless cast ir&pipes fit.	31,729	651,523	342,630	3,862,971
7326904000	Latex spouts and latex cupsbut not forged or stamped	0	117	0	499
7326905000	Rat traps but not forged or stamped	482	864	905	5,102
7326907000	Stainless steel shield, clamp assemblyHorsesshoes; riding boot spurs	16,142	60,803	224,130	969,308
7326909000	Other articles not forged or steamed	2,898,248	16,327,219	18,263,539	93,093,792
7401000000	Copper mattes, cement copper(precipitated)	1	23,082	29	193,874
7402000000	Unrefined copper,copper anodes for elec-trolytic refining.	4,779	32,319	13,538	145,931
7403110000	Refined copper for cathodes andsections of cathodes	608,340	30,946,150	4,116,531	221,456,654
7403120000	Refined copper for wire-bars	48,200	205,606	42,574	179,545
7403130000	Refined cooper for billets	0	19,316,541	0	10,612,686
7403190000	Other refined copper, unwrought	11,769	176,264	17,731	1,130,742
7403210000	Copper alloys for copper-zinc basealloys (brass)	156,982	1,046,553	1,276,134	8,193,061
7403220000	Copper alloys for copper-tin basealloys (bronze)	169,621	386,844	32,172	1,937,061
7403290000	Copper alloys for oth copper alloys(oth than master alloys of head.74.05)	46,023	275,635	532,414	2,897,654
7404000000	Copper waste and scrap.	1,868,080	5,656,162	12,340,919	37,322,975
7405000000	Master alloys of copper.	136	4,811	822	7,907
7406100000	Powders of non-lamellar structure	17,613	117,203	226,027	1,250,802
7406200000	Powders of lamellar structure; flakes	29,270	263,180	352,016	2,605,689
7407103000	Profiles of refined copper	1,937	20,320	14,630	194,420
7407109000	Other Profiles of refined copper	195,394	868,587	1,278,218	5,626,077
7407210000	Profiles of refined copperOf copper-zinc base alloys (brass)	274,191	1,671,548	2,491,840	9,445,786
7407290000	Other of copper alloys	591,669	920,251	633,181	3,484,209
7408110000	Copper wire.Of which the maximum cross-sectional	197,318	1,973,920	1,654,897	14,195,955
7408190000	Other wire of refined coppber	1,244,205	4,764,289	7,492,169	28,440,559
7408210000	Copper wire of copper alloys withcopper zinc base alloys (brass)	182,810	1,156,698	1,711,563	8,544,009
7408220000	Copper wire of copper alloys w copper-nick bs alloys/c-nickel-zinc bs alloys	22,304	62,676	135,679	543,254
7408290000	Other copper alloys for copper wire	30,645	177,722	278,649	1,871,524
7409110000	Copper plates, sheets and strips, of refined copper in coils	100,980	722,739	705,094	5,060,301
7409190000	Copper plates, sheets and strips, of refined copper, not in coils	116,672	4,296,527	1,074,551	10,000,525
7409210000	Copper plates, sheets,strips, of copperzinc base alloys (brass), in coils	482,052	2,544,214	7,341,709	26,510,162
7409290000	Copper plates, sheets,strips, of copperzinc base alloys (brass), not in coils	96,486	386,772	530,490	2,175,023
7409310000	Copper plates, sheets,strips, of coppertin base alloys (brass), in coils	311,704	1,787,511	5,277,432	18,549,046
7409390000	Copper plates, sheets,strips, of coppertin base alloys (brass), not in coils	6,049	127,531	93,379	713,200
7409400000	Copper-nickel base alloy (cupro-nickel),copper-nickel-zinc base alloys unrefined	120,446	605,688	1,143,570	5,579,547
7409900000	Other copper alloys, unrefined	2,225	34,979	14,219	102,827
7410110000	Copper foil, refined, thickness < 0.15mm, not backed	102,356	637,804	942,228	5,745,617
7410120000	Copper alloys, refined, thickness< 0.15 mm, not backed	105,020	455,914	812,516	3,440,728
7410210010	Reinforced sheets/plates of polyamide,of refined copper, backed	5,348	43,363	55,118	222,256
7410210020	Reinforced sheets/plates of polyamide,Copper clad laminate for PCBs	802,420	3,556,947	3,555,589	15,354,749
7410210090	Reinforced sheets/plates of polyamide,Copper clad laminate not for PCBs	1,145	136,364	61,639	1,464,763
7410220000	Reinforced sheets/plates of polyamide,Of copper alloys, unrefined	7,204	49,146	67,579	415,863
7411100000	Copper tubes & pipes of refined copper	520,463	2,175,885	3,656,790	15,319,008
7411210000	Copper tubes & pipes of copper alloyswith copper-zinc base alloys (brass)	131,217	815,813	864,735	4,755,083
7411220000	Copper tubes & pipes of copper alloyswith cupro-nickel or nickel silver	334	9,453	33,909	329,672
7411290000	Other copper tubes and pipes	246,568	1,142,796	1,499,028	7,478,890
7412100000	Copper tube or pipe fitting ofrefined copper	42,632	138,417	83,770	416,397
7412201000	Copper tube or pipe fitting ofcopper-zinc base alloys (brass)	55,356	161,978	439,077	1,284,625
7412209000	Copper alloys, not brass, refined	61,352	484,553	460,565	2,704,482
7413000000	Stranded wire,cable,plaited bands,of copper, not electrically insulated.	166,299	539,566	1,282,456	4,320,102
7415101000	Nails&tacks(incl.drwing pins)of copperiron or steel with head of copper	5,481	207,945	42,247	704,570
7415102000	Staples and similar articles of copper	52,400	77,787	12,273	37,953
7415109000	Tacks, drawing pins, & similar articles	5,389	96,444	136,660	775,516
7415210000	Washers (including spring washers)but not threaded	9,657	35,352	84,046	255,027
7415290000	Other articles of copper, not threaded	8,681	58,237	107,700	656,836
7415331000	Screws	49,228	291,382	326,887	1,886,949
7415332000	Bolts and nuts	24,804	323,299	185,957	1,555,804
7415390000	Other articles of copper, threaded	28,650	144,062	217,078	1,173,810
7418110000	Pot scourers and scouring or polishingpads, gloves and the like	0	148	0	2,564
7418190000	Other Pot scourers & scouring/polishing	10,773	85,905	17,567	117,266
7418200000	Sanitary ware and parts thereof	21,131	77,189	138,945	655,516
7419100000	Chain and parts thereof of copper	2,807	19,082	15,947	68,726
7419910010	Fittings for fire hoses, of copper	2,536	6,902	125,733	184,629
7419910020	Reservoirs, tanks, vats and similarof copper	427	9,437	11,860	166,358
7419910030	Electroplating anodes,machine beltfor ships or other vessel	20,472	124,949	170,769	884,182
7419910090	Oth table, kichen,cast, moulded,stamped/forged but not further worked	5,641	93,832	65,036	808,912
7419991000	Electroplating anodes,machine beltfastener,fitting for ships,fire hoses	9,073	141,279	134,560	1,370,401

I.3. IMPOR MENURUT KOMODITI / IMPORT BY HS COMMODITY
 *** JUNI / JUNE 2010 ***

H S	Uraian Komoditi Commodity Description	Berat Bersih / Net Weight (Kg)		Nilai / Value C.I.F (US\$)	
		Bulan ini Current Month	Kumulatif Cum.Jan. to date	Bulan ini Current Month	Kumulatif Cum.Jan. to date
7419992000	Similar containers not fitted with mech./thermal equip. of a cap.of <=300l	1,640	15,835	16,220	159,574
7419993100	Grill and netting of copper wire for machinery	3,551	14,355	86,313	550,456
7419993910	Grill and netting of copper wire Cloth suitable for making mosquito nets	13,214	33,682	26,419	93,077
7419993990	Other grill and netting of copper wire	1,003	16,347	11,398	196,388
7419994000	Other grill and netting of copper wire Springs	36,589	89,499	71,401	257,920
7419995000	Other grill and netting of copper wire Cigarette cases or boxes and similar	1,339	2,112	9,790	15,555
7419999000	Other articles of non copper	22,582	125,006	86,526	676,904
7501100000	Nickel mattes	671	980	39,306	43,800
7502100000	Nickel, not alloyed	95,066	258,803	1,856,579	3,667,896
7502200000	Nickel alloys	735	15,005	13,973	38,032
7504000000	Nickel powders and flakes.	1,447	23,447	43,076	439,638
7505110000	Bars, rods and profiles of nickel, not alloyed	607	2,516	29,036	90,649
7505120000	Bars, rods & profiles of nickel alloys	1,133	3,103	9,524	76,745
7505210000	Wire of nickel, not alloyed	16,124	56,707	258,949	1,095,199
7505220000	Wire of nickel alloys	19,951	95,960	289,746	1,392,527
7506100000	Nickel plates, sheets, strip & foil of nickel, not alloyed	2,011	17,493	55,192	295,533
7506200000	Nickel plates, sheets, strip and foil of nickel alloys	39,362	241,388	760,457	2,993,434
7507110000	Tubes and pipes of nickel, not alloyed	3,291	17,750	38,327	364,913
7507120000	Tubes and pipes of nickel alloys	218	11,796	11,748	536,819
7507200000	Tube or pipe fittings	2,003	12,082	39,769	199,229
7508100000	Cloth, grill and netting, of nickel wire	3,782	10,628	14,425	44,349
7508903000	Bolts and nuts of non nickel	3,865	14,738	18,704	217,948
7508904000	Other articles suitable for use in building of non nickel	19	341	219	36,187
7508909010	Electro-plating anodes, wrought or un-wrought, including those produced by	20,827	189,627	195,579	2,338,942
7508909020	Screens for printing machines	8,410	91,256	139,037	700,164
7508909090	Other Nickel tubes, pipes, tube, pipe fittings	6,070	26,011	105,719	497,127
7601100000	Aluminium, not alloyed	10,756,129	83,329,590	24,036,008	185,481,779
7601200000	Aluminium alloys	13,065,503	71,528,699	31,427,018	162,451,695
7602000000	Aluminium waste and scrap.	4,267,036	18,350,926	7,978,357	30,904,589
7603100000	Aluminium powders of non-lamellar structure	95,451	603,262	306,612	1,908,323
7603200010	Aluminium powders and flakes of flakes	4,190	97,175	30,472	189,244
7603200020	Aluminium powders and flakes, powder of lamellar structure	43,578	140,770	122,022	525,610
7604101000	Bars and rods of aluminium not alloyed	57,306	368,466	792,779	2,154,081
7604109010	Profiles suitable for use as heat sink with cross-sect. dimension < 17,5x17,5 cm	3,601	25,353	35,413	351,927
7604109090	Oth profiles suitable for use as heatsink	384,046	752,401	795,614	2,292,836
7604211000	Perforated tube profile for evaporator coils of mtr veh. ac mach. of alum. ally	912	5,122	22,976	100,255
7604219000	Oth hollow profiles of aluminium alloys	457,575	1,796,420	1,695,252	8,048,508
7604291010	Extruded bars and rods not surface treated	88,326	282,250	208,735	876,171
7604291020	Extruded bars and rods surface treated	3,515	23,476	52,299	112,702
7604293000	Y-shaped profiles for zip fasteners, in coils of non aluminium alloys	1,505	17,690	56,073	427,014
7604299000	Other bars, rods and profiles of non aluminium alloys	366,310	1,955,912	1,323,460	5,744,394
7605110000	Alum. wire of aluminium not alloyed which the max. cross-sect'l dim. exceeds	19,113	85,155	97,057	421,205
7605191000	Aluminium wire of non aluminium not alloyed with a diameter < 0.0508 mm	3,841	4,497	71,630	85,843
7605199000	Other aluminium wire of non aluminium not alloyed	23,468	270,080	154,183	1,616,047
7605210000	Alum. wire of aluminium alloys which the max. cross-sect'l dimension > 7 mm	1,251	14,622	6,036	68,304
7605291000	Aluminium wire of non aluminium alloys with a diameter not exceeding 0.254 mm	1,980	80,855	37,590	214,852
7605299000	Other aluminium wire of non aluminium alloys	89,293	379,567	407,650	1,622,133
7606110010	Aluminium plates, sheets & strip of plain figured by rolling of thick. > 0.2 mm	90,992	322,911	249,118	987,430
7606110090	Oth aluminium plates, sheets & strip of plain/figured by rolling of thick. > 0.2 mm	5,777,067	15,272,318	14,912,199	39,446,567
7606121010	Can stock (alloy 3004, 3104 or 5182, of thickness > 0,25 mm, in coil	96,317	480,313	408,290	1,943,839
7606121090	Oth. Can stock (alloy 3004, 3104, 5182, of thickness > 0,25 mm, in coil	4,823	183,352	50,795	616,372
7606123100	Sheets of alum. rigid cont. sheets alloy 5182, 5082, hardness H19 < 1,000 mm in width	0	581,790	0	2,439,005
7606123910	Other aluminium sheet/coil not exceeding 1,000 mm in width	1,313,862	9,296,098	3,409,069	24,610,154
7606123920	Other aluminium sheet / coil exceeding 1,000 mm in width	2,451,349	12,281,854	7,639,674	35,425,598
7606123930	Aluminium Litho Grade sheet/coil alloy HA 1052 hardness temper H19 and alloy	107,909	158,592	193,876	333,221
7606123990	Other aluminium sheet	410,023	2,483,480	1,729,202	9,989,466
7606124000	Oth, plain/figured by roll./press. but not surface treated of non alum. alloys	247,628	1,427,403	825,635	4,360,857
7606129000	Other aluminium plate rectangular of aluminium alloys	553,290	2,150,080	1,936,781	10,039,588
7606912000	Oth alum. not alloyed, plain/figured by rolling/pressing but not surface treated	10,395	43,655	32,267	131,096
7606919000	Oth aluminium plate, not rectangular of aluminium, not alloyed	22,642	179,148	95,046	866,733
7606923010	Venetian blind slat, whether or not rolled or cut, in width 1/2 1,000 mm	2,532	26,490	1,060	90,401
7606923020	Sheet or coil of alum. rigid containers sheet alloy 5182, 5082, hardness H19	53,476	138,455	168,374	630,917
7606923090	Oth. than Sheet/coil of aluminium rigid container sheet alloy 5182, 5082, hard H19	111,371	837,564	181,995	1,356,413
7606929010	Oth venetian blind slat, whether or not rolled or cut, in width 1/2 1,000 mm	784	11,466	5,792	52,803
7606929020	Oth. sheet/coil of alum. rigid containers sheet alloy 5182, 5082, hardness H19	3,845	15,139	89,115	338,464
7606929090	Other aluminium alloys	356,374	1,772,610	674,193	3,550,670
7607110000	Aluminium foil not backed, rolled but not further worked	817,003	3,474,216	3,248,202	13,338,280
7607191000	Foil of aluminium alloy A1075 or A3903 not back, oth than rolled but not worked	2,612	61,505	21,126	520,121
7607199000	Oth than foil aluminium alloy A1075/a3903 not back, oth than roll but not work	345,708	1,905,917	2,717,616	15,099,293
7607204000	Aluminium foil backed for imitation gold or silver	1,379	40,593	5,455	158,898
7607209010	Aluminium foil laquer coated (white or of thickness > 0,05 mm or < 0,15 mm	202,490	878,214	1,963,235	9,786,676
7607209090	Oth. aluminium foil, backed, thickness <= 0.2 mm	183,197	861,001	1,117,129	5,914,492
7608100000	Aluminium tubes and pipes of aluminium, not alloyed	47,367	286,384	109,487	765,409
7608200000	Aluminium tubes and pipes of aluminium alloys	170,343	821,294	978,409	4,519,304
7609000000	Aluminium tube or pipe fittings (forexample, coupling, elbows, sleeves)	54,050	237,705	606,169	2,565,864
7610100000	Alum. structures for doors, windows & their frames and thresholds for doors	44,571	393,249	125,607	1,167,625
7610901000	Oth alum. structures for bridges and bridge section, towers, lattice masts	36,791	279,610	88,656	3,178,895
7610909000	Other aluminium structures	303,554	2,178,455	2,523,446	5,068,793

I.3. IMPOR MENURUT KOMODITI / IMPORT BY HS COMMODITY
 *** JUNI / JUNE 2010 ***

HS	Uraian Komoditi Commodity Description	Berat Bersih / Net Weight (Kg)		Nilai / Value C.I.F (US\$)	
		Bulan ini Current Month	Kumulatif Cum.Jan. to date	Bulan ini Current Month	Kumulatif Cum.Jan. to date
7611000000	Aluminium reservoirs, tanks, vats and similar containers for any material	11,672	64,482	132,069	1,027,165
7612100000	Alum. collapsible tubular containers	12,850	69,844	173,714	872,846
7612901000	Aluminium casks, drums, cans, boxes and seamless containers for fresh milk	2,712	2,712	21,794	21,794
7612909000	Oth. aluminium casks, drums, cans, boxes & containers, for any material	365,474	1,875,732	2,102,371	9,208,367
7613000000	Aluminium containers for compressed or liquified gas	2,960	20,186	89,286	534,636
7614101100	Cable with steel core of circular cross section not exceeding 500 mm	4,117	4,205	29,134	29,713
7614101200	Cable with steel core of circular cross section > 500 mm but < 1,000 mm	67	68	6,525	6,581
7614101900	Other cable with steel core	3,122	32,739	11,390	178,012
7614109000	Other stranded wire with steel core	16,577	854,770	132,102	2,272,481
7614901100	Cable without steel core of circular cross section not exceeding 500 mm	0	1,548	0	19,708
7614901200	Cable without steel core of circular cross section > 500 mm but < 630 mm	5	27	36	1,010
7614901900	Other cable without steel core	9,971	11,073	37,574	49,751
7614909000	Other stranded wire without steel core	8,116	126,163	51,621	479,777
7615110000	Pot scourers and scouring or polishing pads, gloves and the like of aluminium	182	2,895	927	5,851
7615190000	Oth table, kitchen/oth household articles & parts thereof of aluminium	230,412	994,230	888,403	3,250,213
7615201000	Bedpans, urinals (portable type) and chamber	0	14	0	1,563
7615209000	Other sanitary ware and parts thereof of aluminium	28,744	284,962	66,734	740,749
7616101000	Nails of aluminium	8,337	36,620	6,438	141,859
7616102000	Staples and hooks of aluminium	30,044	163,465	173,325	857,906
7616109000	Tacks, rivets, cotters, cotter pins and washers of aluminium	45,154	287,624	532,625	3,366,131
7616910000	Other cloth, grill, netting and fencing, of aluminium wire	101,389	386,858	54,506	430,716
7616992000	Ferrules for use in the manufacture of pencils	27,471	160,709	164,374	992,628
7616993000	Alum. slugs, round, of such dim. that the thick's > one tenth of the diameter	114,074	747,505	331,220	2,173,790
7616994000	Bobbins, spools, reels and similar supports for textile yarn	38,801	124,172	61,766	464,312
7616996000	Latex spouts and latex cups	48	48	44	44
7616999010	Venetian blinds	5,996	37,548	29,798	207,526
7616999090	Other articles of aluminium	332,068	1,484,016	1,886,431	13,736,923
7801100000	Refined lead	4,348,509	22,457,401	9,775,222	50,931,023
7801910000	Oth unwrought lead & containing by weight antimony as the principal oth element	2,944,132	13,151,944	6,164,486	27,790,021
7801991000	Oth unwrought lead & containing by weight unrefined	83,616	537,110	176,478	1,108,632
7801999000	Oth unwrought lead & containing by weight	307,502	2,469,005	615,120	5,039,881
7804110000	Sheets, strip and foil of a thickness < 0,2 mm	713	2,971	14,019	40,232
7804190010	Lead embossed, cut to shape, perforated, coated, printed, backed, reinforce material	8,039	74,375	258,000	2,353,544
7804190090	Oth. lead plates, sheets, strip and foil, lead	22,798	115,611	119,153	522,264
7804200000	Powders and flakes	24,709	25,781	4,942	14,564
7806002000	Other articles of lead, bars, rods, profiles and wire	987	6,919	47,419	181,189
7806003000	Other articles of lead, tubes, pipes and tube or pipe fittings (for	2,601	2,963	22,090	24,415
7806009010	Lead wool, washers, electro-plating anodes	154	2,416	559	9,070
7806009090	Other articles of lead	16,545	43,060	72,517	318,855
7901110000	Zinc not alloyed containing by weight 99.99% or more of zinc	5,569,954	30,066,645	12,398,883	70,589,560
7901120000	Zinc not alloyed containing by weight < 99.99% of zinc	3,417,443	17,399,174	7,532,266	40,536,822
7901200000	Zinc alloys	1,276,307	7,975,485	2,949,746	19,067,861
7903100000	Zinc dust	192,575	806,684	621,782	2,435,213
7903900000	Zinc powders and flakes	109,092	793,143	491,812	3,142,375
7904000010	Zinc wire, bars, rods, not surface treated	27,968	81,435	95,353	614,942
7904000090	Zinc profiles	32,414	54,923	36,513	158,839
7905001010	Zinc plates, sheets, strip not surface treated	147,924	1,382,861	251,286	1,789,730
7905001020	Zinc plates, sheets, strip surface treated	39,080	232,367	20,722	161,692
7905002010	Zinc foil not surface treated	7	17,938	282	34,991
7905002090	Zinc foil surface treated	1,797	6,685	4,182	13,947
7907003000	Gutters, roof capping, skylight frames & oth fabricated building components	50,871	289,435	35,375	418,221
7907004000	Zinc tubes, pipes, tube, pipe fittings (couplings, elbows, sleeves)	2,273	34,342	7,817	107,766
7907009010	Electro-plating anodes; stencil plates	299,448	1,192,663	778,759	6,294,748
7907009020	Domestic articles and parts thereof	41,514	54,166	77,840	120,863
7907009090	Oth articles of zinc oth than domestic	186,416	1,121,718	627,578	3,425,764
8001100000	Tin, not alloyed	500	75,600	13,471	326,841
8001200000	Tin alloys	21,413	72,940	598,837	1,732,089
8003000000	Tin bars, rods, profiles and wire.	84,333	360,680	1,164,712	5,434,375
8007002000	Other articles of tin, sheets and strip, plates, thickness > 0,2 mm	64,202	377,390	176,955	3,006,243
8007003000	Tin-foil (whether or not printed or backed), thick < 0,2 mm, powder & flakes	1,477	1,478	3,950	4,030
8007004000	Tin-tubes, pipes, tube or pipe fittings (for example, couplings, elbows, sleeves)	5	4,137	57	26,800
8007009010	article of tin, collapsible tubes for dentifrices, colours, and the like,	836	4,227	15,223	95,704
8007009090	Other articles of tin	7,772	61,967	44,551	476,639
8101100000	Tungsten (wolfram) powders	300	8,798	13,500	164,221
8101940000	Unwrought tungsten, including bars and rods obtained simply by sintering	149	829	9,346	78,708
8101960000	Tungsten wire	600	10,999	32,145	328,647
8101990010	Tungsten bar & rods, oth than those obtained by sintering, profiles, sheet, strip	5,381	25,687	388,717	1,371,974
8101990090	Other tungsten (wolfram)	6,610	22,366	39,572	593,307
8102940000	Unwrought molybdenum, including bars and rods obtained simply by sintering	0	37	0	9,891
8102950000	Molybdenum bar & rods, oth than those obtained simply by sintering, profiles, strip & foil	0	78,645	0	99,122
8102960000	Molybdenum wire	818	5,606	56,532	530,220
8102990000	Other molybdenum	404	814	6,841	34,677
8103200000	Unwrought tantalum, including bars and rods obtained simply by sintering; powders	6,740	31,557	1,660,609	8,269,785
8103900000	Other tantalum	0	9	0	326
8104110000	Unwrought magnesium containing at least 99.8% by weight of magnesium	84,265	1,155,282	224,873	3,053,968
8104190000	Other unwrought magnesium	1,159	56,640	7,696	86,844
8104300000	Magnesium raspings, turnings & granules, graded according to size; powders	1	26,168	20	221,681
8104900000	Other magnesium	1,546	15,869	8,915	54,807

I.3. IMPOR MENURUT KOMODITI / IMPORT BY HS COMMODITY
 *** JUNI / JUNE 2010 ***

H S	Uraian Komoditi Commodity Description	Berat Bersih / Net Weight (Kg)		Nilai / Value C.I.F (US\$)	
		Bulan ini Current Month	Kumulatif Cum.Jan. to date	Bulan ini Current Month	Kumulatif Cum.Jan. to date
8105201000	Unwrought cobalt	0	50	0	3,400
8105209000	Mattes cobalt; cobalt powders	70	1,528	375	93,710
8105900000	Other cobalt mattes	687	3,129	75,255	241,638
8106009000	Other bismut	155	3,125	2,096	66,128
8107200000	Unwrought cadmium, powders	0	345	0	1,196
8107900000	Other cadmium	0	5	0	721
8108200000	Unwrought titanium; powders	0	6	0	1,176
8108900000	Other titanium	57,669	239,519	1,193,967	6,324,863
8109200000	Unwrought zirconium; powders	3,145	4,926	1,000	20,849
8109300000	Zirconium waste and scrap	0	189	0	7,599
8109900000	Other zirconium	4,956	10,302	18,745	51,595
8110100000	Unwrought antimony; powders	1	134,780	70	865,697
8110900000	Other antimony	0	30,154	0	193,417
8112190000	Other beryllium	853	3,549	35,820	141,789
8112210000	Unwrought chromium; powders	7,000	12,302	111,111	188,137
8112290000	Other Chromium	4,010	6,621	33,043	97,027
8112920000	Thallium unwrought; wasteand scrap; powders	0	228	0	3,056
8112990000	Other thallium	13,886	262,768	160,525	1,250,725
8201100000	Spades and shovels	14,806	64,447	13,741	67,239
8201200000	Forks	21	589	2,672	10,450
8201301000	Hoes (mamooties) and rakes	0	27,495	0	35,152
8201309000	Mattocks and picks	25,500	63,694	26,856	75,652
8201400000	Axes, bill hooks and similar hewing tool	15	12,903	42	15,666
8201500000	Secateurs & similar one-handed prunersand shears (including poultry shears)	1,374	37,875	5,099	108,322
8201600000	Hedge shears,two-handed pruning shearsand similar two handed shears	18	18	43	43
8201900000	Other hand tools of a kind used inagriculture, horticulture or forestry	1,190	5,255	3,019	13,648
8202100000	Hand saws	158,939	610,178	223,853	923,073
8202200000	Band saw blades	140,820	650,194	650,870	2,431,058
8202310000	Circular saw blades with working partof steel	28,490	67,078	56,206	249,212
8202390000	Other circular saw blades,including parts	63,218	356,149	163,370	849,116
8202400000	Chain saw blades	49,552	210,165	74,104	833,509
8202910000	Straight saw blades for working metal	7,452	38,518	27,390	107,622
8202991000	Straight saw blades	788	4,488	6,663	71,323
8202999000	Other saw blades	86,325	397,995	404,243	2,192,448
8203100000	Files, rasps and similar tools	82,113	321,781	120,724	615,157
8203200000	Pliers (including cutting pliers),pincers, tweezers and similar tools	347,871	1,328,231	713,970	2,810,305
8203300000	Metal cutting shears and similar tools	68,914	370,404	293,642	1,345,245
8203400000	Pipe-cutters, bolt croppers,perforating punches, and similar tools	42,699	287,076	110,065	943,421
8204110000	Hand operated spanners and wrencheson - adjustable	366,036	1,435,647	1,028,804	4,606,293
8204120000	Hand operated spanners and wrenchesadjustable	295,717	1,240,431	575,789	3,295,968
8204200000	Interchangeable spanner sockets,with or without handles	170,230	741,745	421,306	2,344,127
8205100000	Drilling, threading or tapping tools	79,279	342,150	331,386	2,246,994
8205200000	Hammers and sledge hammers	493,578	2,243,993	607,582	2,723,620
8205300000	Planes, chisels, gouges andsimilar cutting	92,320	475,113	118,096	692,599
8205400000	Screwdrivers	288,754	952,224	576,902	2,096,680
8205511000	Flat irons	0	3,761	0	18,683
8205519000	Other household tools	10,587	48,707	44,585	293,875
8205590000	Other hand tools , oth than householdtools	358,111	1,456,450	913,616	4,920,098
8205600000	Blow lamps	0	5,910	0	25,201
8205700000	Vices, clamps and the like	219,802	729,862	551,255	2,352,533
8205800000	Anvils; portable forges; hand-/pedal-op'ted grinding wheels with frameworks	25,357	165,855	90,473	562,838
8205900000	Sets of articles of two or moreof the foregoing subheadings	84,475	452,154	277,316	1,948,836
8206000000	Tools of two/more of the headings82.02to82.05 put up in sets for retail sale	109,967	1,001,983	728,039	5,048,331
8207130000	Rock drilling or earth boring toolswith working part of cermets	5,431	40,477	166,130	1,291,341
8207190000	Other rock drilling or earth boringtools, including parts	83,857	584,428	4,349,619	27,035,056
8207200000	Dies for drawing or extruding metal	34,329	244,219	1,167,919	6,898,278
8207300000	Tools for pressing, stampingor punching	194,550	519,943	2,261,504	11,613,051
8207400000	Tools for tapping or threading	30,571	91,266	588,667	2,944,984
8207500000	Tools for drilling,other than for rock drilling	82,819	468,419	785,102	4,583,605
8207600000	Tools for boring or broaching	7,993	44,158	651,216	2,188,924
8207700000	Tools for milling	9,904	53,649	334,044	1,998,983
8207800000	Tools for turning	31,733	122,355	480,457	2,830,589
8207900000	Other interchangeable tools	108,597	527,339	2,401,878	10,848,014
8208100000	Knives and cutting bladesfor metal working	11,855	114,188	686,813	2,878,411
8208200000	Knives and cutting bladesfor wood working	81,716	499,713	641,087	3,616,645
8208300000	Knives&cutting blades f kitchen app'es/for mach. used by the food industry	5,276	11,535	43,339	168,617
8208400000	Knives&cutting blades for agricultural, horticultural or forestry machines	6,564	16,949	55,631	163,577
8208900000	Other knives and cutting blades	168,361	1,336,916	1,460,175	9,942,292
8209000000	Plates, sticks, tipsand the like for tools,	33,297	219,907	835,524	4,806,222
8210000000	Hand-operated mechanicalappliances, weighing	69,965	475,103	94,770	578,301
8211100000	Knives with cutting blades,serratedor not and sets of assorted articles	1,500	29,174	31,688	102,038
8211910000	Table knives having fixed blades	20,684	68,322	75,510	347,717
8211925010	knives ,fix blades, handle of base metalfor agricultural, horticultural/forestry	256	2,348	360	5,613
8211925090	knives ,fix blades,handle oth than metalfor agricultural, horticultural/forestry	8,777	24,934	28,190	41,699
8211929010	Flick or spring knives; hunting,divingand scouts knives,penknives;blades>15 cm	1,619	15,199	6,845	32,426
8211929020	Other knives having fixed bladeswith handle of base metal	180	1,070	2,745	14,893
8211929090	Other knives having fixed bladeswith handle oth than base metal	7,858	36,345	33,006	229,242
8211932010	Knives,oth than fixed blades,with handlebase metal, for agricultural, forestry	1	6,930	100	16,383

I.3. IMPOR MENURUT KOMODITI / IMPORT BY HS COMMODITY
 *** JUNI / JUNE 2010 ***

HS	Uraian Komoditi Commodity Description	Berat Bersih / Net Weight (Kg)		Nilai / Value C.I.F (US\$)	
		Bulan ini Current Month	Kumulatif Cum.Jan. to date	Bulan ini Current Month	Kumulatif Cum.Jan. to date
8211932090	Knives,oth than fixed blades,handle oththan metal, for agricultural, forestry	0	182	0	1,704
8211939010	Knives having other than fixed bladeswith handle of base metal	1,491	1,893	1,315	1,844
8211939090	Knives having other than fixed blades,with handle oth than base metal	6,096	35,899	12,743	130,953
8211940000	Blades with handle of base metal	23,016	188,579	51,462	614,766
8211950000	Knives with handles of base metal	7,203	51,532	14,558	160,577
8212100000	Razors	10,314	104,501	49,176	585,657
8212201000	Safety razor bladeswith double-edged razor blades	76,274	476,374	1,537,634	9,454,964
8212209000	Other razors and razor blades	26,124	138,760	90,487	371,185
8212900000	Other parts of razors and razor blade	10,059	23,691	53,896	123,177
8213000000	Scissors, tailors' shearsand similar shears,	121,344	628,000	209,165	1,099,188
8214100000	Ppr knives,ltr openers,erasing knives,pencil sharpeners and blades therefor	107,996	508,983	208,826	968,048
8214200000	Manicure or pedicure setsand instruments	45,926	292,237	76,490	514,926
8214900000	Other articles of cutlery	49,584	287,895	63,390	374,095
8215100000	Spoons,forks,ladles,skimmer,cake serv.&fish knives sets of assorted articles	3,008	80,242	16,351	197,435
8215200000	Similar kitchen and tableware,other sets of assorted articles	84,105	542,039	206,233	813,679
8215910000	Similar kitchen and tablewareplated with precious metal	5	5	2	2
8215990000	Other similar kitchen and tableware	361,639	1,753,355	859,379	3,258,756
8301100000	Padlocks	416,803	1,892,073	681,263	3,405,440
8301200000	Locks of a kind used f motor vehicles	153,300	856,349	1,800,680	9,449,436
8301300000	Locks of a kind used for furniture	360,989	2,305,872	597,668	2,928,487
8301400000	Other locks	846,948	4,043,939	1,652,118	8,399,630
8301500000	Clasps and frames with clasps,incorporating locks	16,322	96,860	225,262	1,099,644
8301600000	Parts of padlocks and lock	450,456	2,579,560	2,176,491	11,949,247
8301700000	Keys presented separately	6,470	51,897	70,126	219,496
8302100000	Hinges	1,509,842	6,703,295	2,084,810	9,130,587
8302200000	Castors	459,519	2,241,613	809,909	3,713,461
8302300000	Oth mountings, fittings and similararticles suitable for motor vehicles	389,952	2,011,429	2,587,853	12,817,330
8302413010	Hasps ; suitable for buildingsuitable for building	120,232	615,668	93,830	548,285
8302413090	Bolts, hooks, eyes and staplessuitable for building	75,849	381,786	73,734	489,906
8302419000	Other mountingsuitable for building	680,063	3,553,072	1,712,406	7,330,450
8302421000	Bolts and haspssuitable for furniture	28,757	275,198	54,095	405,987
8302429000	Other Mounting ; suitable for furniture	1,216,078	5,761,952	2,845,321	13,562,564
8302491000	Mounting of a kind suitable for saddlery	11,679	67,173	37,833	356,538
8302499000	Other mounting ; oth than of a kindsuitable for saddlery	421,280	1,746,666	676,903	3,269,944
8302500000	Hat-racks,hat-pegs, bracketsand similar fixtures	140,143	1,054,246	348,746	1,481,683
8302600000	Automatic door closers	73,728	407,494	222,768	1,410,667
8303000000	Armoured/reinforced safes,strong-boxesand doors and safe deposit lockers	420,436	1,883,133	625,961	3,104,792
8304001000	Filing cabinets or card-index cabinets	34,825	216,063	44,213	726,449
8304002000	Office or desk equipment of copper orof lead	487	36,711	3,627	96,715
8304009000	Other similar office or desk equipment	177,024	891,804	485,425	3,224,876
8305101000	Fittings for double loop wire bindersdouble loop wire binders	119,663	506,493	265,345	1,135,625
8305109000	Fittings for loose-leaf binders or filesoth than double loop wire binders	86,582	496,929	153,242	717,157
8305200000	Staples in strips	296,047	1,290,574	317,794	1,634,720
8305900000	Letter coners, paper clips, indexingtagsoffice articles	182,269	1,007,358	562,213	2,890,592
8306101000	Bells for cycles	6,167	28,705	11,148	69,986
8306102000	Bells, gongs and the like, of copper	137	874	2,525	3,723
8306109000	Bells, gongs and the like,oth than of copper	2,722	31,911	10,777	85,306
8306210000	Statuetes and other ornamenplated with precious metal	0	2,740	0	36,237
8306291000	Statuetes and other ornamen, of copperor lead	275	8,010	9,686	19,742
8306299000	Statuetes and other ornamen, of oth thancopper or lead	6,036	31,259	14,291	134,724
8306301000	Photograph, picture or similar frames;mirrors : of copper	4	322	158	7,646
8306309000	Photograph, picture or similar frames;mirrors : of oth than copper	23,391	154,072	92,569	458,295
8307100000	Flexible tubing of base metal, withor without fitting of iron or steel	272,325	671,664	447,638	3,558,006
8307900000	Flexible tubing of base metal, with orwithout fitting of other base metal	18,833	152,417	55,564	1,160,480
8308100000	Hooks,eyes&eyelet o base metal of a k.used f cloth,footwear,awnings&handbag;	340,241	1,211,582	2,401,351	14,252,093
8308200000	Tubular/bifurcated rivets of bs metalof a kind used for clothing,footwear	37,692	156,954	464,820	1,472,427
8308901000	Beads of base metal	47,495	227,918	310,495	1,850,479
8308902000	Spangles of base metal	7,084	17,708	158,659	374,694
8308909000	Other clups and parts	560,349	2,800,087	3,171,484	14,283,753
8309100000	Crown corks of packing accessoriesof base metal	13,813	28,838	37,688	93,903
8309901000	Capsules for bottles of base metal	7,019	37,845	47,411	344,229
8309902000	Top ends of alum. cans of base metal	161,444	1,064,569	908,155	5,799,763
8309903000	Other caps for cans of base metal	267,887	1,038,263	836,472	3,164,789
8309904000	Bungs for metal drums; bung covers;seals;case corner protectors	28,211	120,862	554,497	1,469,461
8309905000	Oth packing accessories, of aluminium	53,553	253,714	467,325	2,414,532
8309909000	Oth packing accessories, of base metal	274,801	3,250,380	1,596,348	8,337,312
8310000000	Sign , name, address and similar plates,numbers, and oth symbols, of base metal	44,847	185,272	483,310	1,670,331
8311101000	Coated electrodes of base metal,for electric arc-welding : In rolls	1,217,031	2,905,449	2,086,346	4,653,813
8311109000	Coated electrodes of base metal,for electric arc-welding, In oth than rolls	1,567,710	16,322,354	3,661,439	27,022,453
8311201000	Cored wire of base metal, for electric arc-welding : In rolls	417,567	2,022,040	780,783	4,262,609
8311209000	Cored wire of base metal, for electric arc-welding : In oth than rolls	83,077	902,220	314,177	2,075,414
8311301000	Coated rods & core wire of base metalfor sold,braz/welding by flame in roll	626,839	2,744,560	1,419,787	6,164,571
8311309000	Coated rods & core wire, base metal,for sold,braz/weld by flame in oth than roll	542,931	2,433,730	1,510,843	8,520,423
8311900000	wire and rods, of agglomerated basemetal powder, used for metal spraying.	344,905	1,468,642	971,681	4,722,501
8401100000	Nuclear reactors	1	235	229	7,729
8401200000	Machin and app for isotopic separation,and parts thereof non-irradiated	17	21,641	25,696	179,939
8401300000	Fuel elements (cartridges),	0	2,662	0	25,219
8401400000	Parts of nuclear reactors	0	9	0	535

I.3. IMPOR MENURUT KOMODITI / IMPORT BY HS COMMODITY
 *** JUNI / JUNE 2010 ***

HS	Uraian Komoditi Commodity Description	Berat Bersih / Net Weight (Kg)		Nilai / Value C.I.F (US\$)	
		Bulan ini Current Month	Kumulatif Cum.Jan. to date	Bulan ini Current Month	Kumulatif Cum.Jan. to date
8402111000	Watertube boiler electric with a steamproduction exceeding 45 tons per hour	8,777	4,110,445	87,754	30,835,097
8402112000	Watertube boiler not electric with asteam production exceeding 45 tons/ hour	0	3,676,393	0	13,775,561
8402121100	Watertube boilers elect. with a steam15 tons <= steam prod.< 45tons/hours	216,099	3,104,332	490,000	8,375,338
8402121900	Watertube boilers electric with asteam prod < 15 tons /hours	47,934	909,877	207,968	4,322,260
8402122900	Watertube boilers not electric with a15 tons <= steam prod.< 45tons/hours	259,397	1,108,454	891,788	1,984,769
8402191100	Electric boilers with a steamprod.< 15 tons/hours	5,000	1,091,801	15,500	1,829,548
8402191900	Oth vapour elect generating boilers,inclhybrid boilers, steam prod<=15 ton/hour:	50,285	328,585	194,000	778,218
8402192100	Oth not-elect generating boilers,inclhybrid boilers, steam prod >15 ton/hours	113	39,850	320	410,878
8402192900	Oth not-elect generating boilers,inclhybrid boilers, steam prod<=15 ton/hours	147,700	2,080,266	187,500	13,640,535
8402201000	Electric super heated water boilerselectrically operated	243	32,643	582	359,952
8402202000	Electric super heated water boilers not electrically operated	2,534	240,180	6,373	456,614
8402901000	Boiler bodies or shellsgenerating boilers	396,117	5,825,757	3,335,102	22,530,841
8402909000	Other parts of steam or other vapourgenerating boilers	2,267,256	10,489,285	14,958,861	59,892,533
8403100000	Boilers of central heating boilers otherthan those of heading 84.02.	66,834	239,710	162,716	478,347
8403901000	Boiler bodies or shells central heatingboilers oth than those of heading 84.02.	2,133	4,318	49,006	106,518
8403909000	Other part of central heating boilersoth than those of heading 84.02.	186,424	394,891	1,738,971	2,764,647
8404101010	Soot remover for use with boilers ofheading 84.02	485	82,445	19,715	696,836
8404101090	Oth auxiliary plant for use with boilersof heading 84.02	1,586,000	10,373,413	11,199,210	49,024,430
8404102000	Oth auxiliary plant for use with boilersof heading 84.03	88	13,368	1,150	176,592
8404200000	Condensers for steam orother vapour power units	74,091	3,456,357	402,970	24,160,493
8404901100	Boiler bodies or shellsof goods of subheading 8404.10.10 :	1	1	6	6
8404901900	Part oth than boiler bodies or shellsof goods of subheading 8404.10.10 :	0	649,485	0	7,003,642
8404902100	Boiler bodies or shellsof goods of subheading 8404.10.20 :	0	2	0	90
8404902900	Part oth than boiler bodies or shellsof goods of subheading 8404.10.20 :	1,379	91,924	5,120	1,756,958
8404909000	Other parts of auxiliary machineryfor use with boilers	4,533,031	15,912,727	42,911,259	155,691,411
8405100000	Producer gas/water gas generators,withor without purifiers; acetylene gas	492,743	1,073,236	1,642,315	20,694,542
8405900000	Parts of producer gasor water generators	102,353	683,401	924,643	9,027,485
8406100000	Turbines for marine propulsion	15,071	18,822	285,053	324,810
8406810000	Turbines oth than marine propulsionof an output exceeding 40 MW	1,229,523	3,765,254	13,818,633	32,340,017
8406820000	Turbines oth than marine propulsionOf an output not exceeding 40 MW	2,116,976	8,241,374	10,893,900	48,786,558
8406900000	Parts of steam turbines and parts	1,164,538	10,339,394	14,487,104	236,995,548
8407100000	Spark-ignition rcrprtng piston enginesfor aircraft	800	43,521	6,951	17,486,272
8407210000	Outboard motors, marine propulsion engines	53,902	484,866	1,427,994	16,197,365
8407291000	Spark-ignition rcrprtng piston engn foroth marine prop egn, output <= 22.38kw	223,920	936,813	539,734	2,949,348
8407299000	Spark-ignition rcrprtng piston engn foroth marine prop egn, output >750kw	965	95,093	19,546	1,262,344
8407310000	Reciprocating piston engine of vichileof chapter 87 ,capacity <=50 cc	0	13,209	0	10,367
8407320000	Reciprocating piston engine of vichileof chapter 87 ,50cc< capacity <=250 cc	152,495	1,284,118	646,208	5,827,762
8407330000	Reciprocating piston engine of vichileof chapter 87 ,250cc< capacity <=1000 cc	132	1,296	2,609	44,961
8407341000	Piston egine for pedestrian controlledtractors, cylinder capacity <= 1,100 cc	5,459	22,099	116,037	463,639
8407342000	Reciprocating piston engine of vichileof heading 87.01	9	342	216	1,248
8407343000	Spark ignition rcrprtng piston engn of acyl.capa exc.1000 cc for vhc.of hd 87.11	7,077	16,141	174,875	395,775
8407349000	Piston engn of a capacity exc. 1000 ccoth.for tractors,vhc.of hd 87.11, 87,01	1,120,009	4,124,876	6,865,785	27,724,071
8407901000	Oth spark-ignition recipro pist engineof a power not exeeding 18.65 kw	635,442	2,779,077	2,805,776	9,358,463
8407902000	Oth spark-ignition recipro pist enginepower > 18.65 kw and <= 22.38	34	127,386	2,609	672,081
8407909000	Oth spark-ignition recipro pist engineof a power > 22.38kw (30hp)	121,168	526,660	599,130	1,888,639
8408104000	Comprss-igntn piston eng.for marinepropulsion of a power not exceed 750 kw	392,536	2,440,094	2,271,395	11,059,437
8408109000	Comprss-igntn piston eng.for marinepropulsion of a power exceeding 750 kw	142,509	1,855,077	14,683,786	57,146,846
8408201100	Comprss-igntn piston engines for vhcls8701.10, output <= 60 kw	6,795	15,508	208,333	213,345
8408201200	Comprss-igntn piston eng oth for vhcls8701.10, output <= 60kw,fully ass	326,138	2,097,978	453,295	5,076,952
8408201900	Comprss-igntn piston engines for vhcls87,not fully assemble,output < 60kw	2,891	4,960	4,153	59,898
8408209100	Comprss-igntn piston engines for vhcls8701.10, oth output not exceed 60 kw	324	708	8,902	11,029
8408209200	Comprss-igntn piston eng oth for vhcls8701.10,oth.output <= 60kw,full ass	579,843	3,585,675	7,038,721	45,999,249
8408209900	Comprss-igntn pist engines oth for vhcl8701.10,oth.output <= 60kw,not fully ass	130,704	488,073	939,875	4,036,947
8408901010	Comprss-igntn piston engn for earth movemach, of an output not exc. 18,65 kw	0	1	0	218
8408901020	Comprss-igntn piston engn,railway loc/tramway vhc.of output not exc.18,65 kw	0	141	0	918
8408901090	Compr-ign piston engn oth for earth movemach,railway loc.output not exc.18,65	1,220,625	7,005,288	1,738,536	8,177,876
8408905010	Comprss-igntn piston engn for earth movemach. of an output exc. 100 kw	496,139	1,572,505	8,245,444	23,725,319
8408905020	Comprss-ign piston engn for railway loc/tramway vhc.of an output exc. 100 kw	0	15,025	0	629,542
8408905090	Compr-ign piston engn oth.for earth movemach,railway loc. an output exc. 100 k	272,075	775,723	2,486,818	9,294,071
8408909100	Compr-ign piston eng for earth move machoth.an output>100kw, and <=18,65 kw	50,046	354,080	627,399	3,273,518
8408909900	Comp.ign.piston eng.oth,earth move machrail loc. oth output exc.100kw,not18,6	1,519,577	10,089,929	2,145,245	11,942,567
8409100000	Parts suitable for aircraft engines	1,574	4,358	14,523	607,048
8409911100	Carburettors & parts thereof for earthmoving machinery, spark-ignition	9,173	68,200	173,491	1,214,687
8409911200	Cylinder blocksfor earth mov machinery,spark-ignition	2,736	6,923	34,937	119,459
8409911300	Cylinder linersfor earth mov machinery,spark-ignition	6,189	16,882	51,259	139,347
8409911400	Heads and head coverfor earth machinery,spark-ignition	21,213	59,799	75,699	423,157
8409911500	Pistons for earth mov machinery,spark-ignition	31,554	131,425	368,509	2,015,885
8409911600	Piston rings,gudgeon pinsfor earth movemachinery, spark-ignition	3,969	46,418	180,127	1,004,850
8409911900	Oth parts suitable for earthmoving machinery, spark-ignition	24,313	86,577	135,121	798,145
8409912100	Carburettors&part thereof for vhcles of87.01, power <= 22.38 kw, spark-ignition	7,084	36,120	56,839	380,311
8409912200	Cylnder blocks for vehicle of head 87.01power <= 22.38 kw, spark-ign	7,297	28,861	89,618	364,471
8409912300	Cylinder liners for vehicle of head 87.01power <= 22.38 kw, spark-ign	0	9,833	0	33,343
8409912400	Heads and head cover for vhcls of 87.01power <= 22.38 kw, spark-ign	573	6,337	2,149	43,133
8409912500	Pistons for vehicles of 87.01,power <= 22.38 kw, spark-ign	5,830	46,570	61,743	363,949
8409912600	Piston rings & gudgeon pins for vhcls of87.01,power <= 22.38 kw, spark-ign	0	210	0	2,299
8409912900	Oths parts suitable for vehicles 8701,power <= 22.38 kw, spark-ignition	4,156	66,285	37,743	438,915
8409914100	Carburettors and parts thereof for vehicles 87.11, spark-ignition	299,807	1,774,353	12,075,342	55,989,789
8409914200	Cylinder blocks, crank casesfor vhcls 87.11,spark-ignitio	343,126	999,330	2,636,386	7,899,942

I.3. IMPOR MENURUT KOMODITI / IMPORT BY HS COMMODITY
 *** JUNI / JUNE 2010 ***

HS	Uraian Komoditi Commodity Description	Berat Bersih / Net Weight (Kg)		Nilai / Value C.I.F (US\$)	
		Bulan ini Current Month	Kumulatif Cum.Jan. to date	Bulan ini Current Month	Kumulatif Cum.Jan. to date
8409914300	Cylinder linersfor vehicles 87.11,spark-ignition	1,442	3,963	3,066	66,391
8409914400	Heads and head coverfor vehicles 87.11,spark-ignition	147,397	897,438	6,251,687	33,098,601
8409914500	Pistons for vehicles 87.11,spark-ignitio	97,292	615,583	470,790	2,857,092
8409914600	Piston rings and gudgeon pins forfor vehicles 87.11,spark-ignition	15,525	100,552	578,898	3,441,293
8409914900	Oth parts suitable for vehiclesheading 87.11, spark-ignition	411,762	1,907,041	8,234,471	43,956,784
8409915100	Caburettors and parts thereof for othvehicles of chapter 87, spark-ignition	93,413	456,646	1,556,358	7,042,910
8409915200	Cylinder blocks, crank cases for othvehicles of chapter 87, spark-ignition	1,180,739	4,921,004	11,304,785	49,568,029
8409915300	Cylinder liners for othvehicles of chapter 87, spark-ignition	8,357	77,240	28,407	305,098
8409915400	Heads and head cover for othvehicles of chapter 87, spark-ignition	58,200	300,028	760,794	3,541,801
8409915500	Pistons for oth vehicles of chapter 87,spark-ignition	100,053	453,002	1,176,016	7,441,713
8409915600	Piston rings and gudgeon pins for othvehicles of chapter 87, spark-ignition	32,742	135,051	963,622	2,228,269
8409915900	Oth parts suitable for vehicles foroth vehicles 87, spark-ignition	645,964	3,293,214	8,988,207	48,979,279
8409916100	Cyl.block,crank case,marine propul eng,power<= 22.38kw for vssl of 89 spark-ign	156	965	196	1,104
8409916200	Piston for marine propuls eng, power<=22.38 kw for vssls of 89, spark-ign	8	1,248	6	8,219
8409916300	Oth. for vssls chapt.89,marine propl engof a power <= 22.38 kw, spark-ignition	4,521	84,088	41,532	226,946
8409916400	Cyl.block,crank cases,marine propls engpower>22.38kw for chapter 89,spark-ign	855	1,658	26,001	63,001
8409916500	Pistons for marine propuls eng.of power>22.38 kw for vssls of 89,spark-ign	1,174	19,712	39,668	372,314
8409916600	Oth. for chapt.89 for marine propuls eng.of a power>22.38 kw, spark-ignition	25,437	156,949	238,340	1,617,341
8409917100	Carburettors & parts thereof for othengines, spark-ignition	4,492	10,427	8,694	47,095
8409917200	Cylinder block for oth eng,spark-ign	61,703	299,186	78,380	793,432
8409917300	Cylinder liner for oth eng,spark-ign	56,554	190,038	236,276	1,024,179
8409917400	Heads and head cover for oth engines,spark-ignition	5,008	81,425	88,217	959,598
8409917500	Pistons for oth engines,spark-ignition	231,782	309,869	1,119,530	3,404,792
8409917600	Piston rings and gudgeon pins for othengines, spark-ignition	3,335	14,222	151,842	661,828
8409917900	Oth parts for oth engines,spark-ignition	323,116	1,300,894	2,388,394	12,580,356
8409991100	Carburettors & parts thereof for earthmoving machinery, comp-ignition	5,385	21,104	242,702	634,539
8409991200	Cylinder blocks for earth moving mach,comp-ignition	6,051	75,678	101,401	1,179,886
8409991300	Cylinder liners for earth moving mach,comp-ignition	558	33,035	11,981	179,462
8409991400	Heads and head cover for earth movingmachinery, comp-ignition	45,927	300,200	1,018,223	4,801,309
8409991500	Pistons for earth moving machinery,comp-ignition	9,167	151,100	175,319	1,256,459
8409991600	Piston ring & gudgeon pin for earth movemachinery, comp-ignition	10,373	109,628	119,973	873,877
8409991900	Oth parts suitable for earthmoving machinery, comp-ignition	162,873	502,158	780,416	3,789,792
8409992100	Carburettors&part thereof for vehiclesof 87.01 comp-ignition	6,358	39,087	5,441	39,502
8409992200	Cylndr blocks for vehicles of 87.01comp-ignition	28,936	188,007	23,125	173,409
8409992300	Cylndr liners for vehicles of 87.01comp-ignition	764	34,687	1,799	86,586
8409992400	Heads and head cover for vhcls of 87.01comp-ignition	322	29,458	23,406	225,561
8409992500	Pistons for vehicles of 87.01,comp-ignition	9,038	42,453	19,353	94,405
8409992600	Piston ring&gudgeon pin for vhcls of87.01 comp-ignition	10,040	11,008	10,500	18,119
8409992900	Oths parts suitable for vhcls 87.01,comp-ignition	20,221	177,925	18,344	215,001
8409994100	Caburettors and parts thereof for othvehicles of chapter 87, comp-ignition	212,839	767,587	2,305,360	10,102,937
8409994200	Cylinder blocks for oth vhcls of chapt87, comp-ignition	337,681	1,301,844	3,491,999	16,755,972
8409994300	Cylinder liners for oth vehicles ofchapter 87,comp-ignition	53,082	244,129	128,058	1,009,534
8409994400	Heads and head cover for vehicles ofchapter 87,comp-ignition	212,392	930,156	2,439,467	11,765,937
8409994500	Pistons for oth vehicles ofchapter 87,comp-ignition	96,680	430,022	889,816	4,262,282
8409994600	Pistons ring & gudgeon pins for vhcls ofchapter 87, comp-ignition	57,623	336,596	766,853	8,543,197
8409994900	Oth parts suitable for vehicles foroth vehicles 87, comp-ignition	895,158	3,692,583	10,208,131	49,002,450
8409995100	Cyl.block,crank case,marine propuls.eng,power<= 22.38kw for vssl of 89,comp-ig	0	830	0	17,919
8409995200	Piston for marine propul eng of power<=22.38 kw for vssls of 89,comp-ignition	342	1,979	856	5,161
8409995300	Oth. for vssls chapt.89,marine propul engof a power<= 22.38 kw, comp-ignition	1,760	24,558	4,969	95,357
8409995400	Cyl.block,crank cases,marine propuls engof power>22.38kw for vssl 89, comp-ign	240	4,358	7,349	95,614
8409995500	Pistons for marine propuls eng.of power> 22.38 kw for vssls of 89,comp-ign	467	2,804	1,163	11,964
8409995600	Oth. for vssls,chap89,marine propuls engof a power>22.38 kw, comp-ignition	870	31,788	41,780	573,227
8409996100	Carburettors & parts thereof for othengines, comp-ignition	5,572	26,648	30,940	362,599
8409996200	Cylinder blocks for oth engines,comp-ignition	21,139	98,389	228,412	1,166,628
8409996300	Cylinder liners for oth engines,comp-ignition	84,954	505,999	237,186	1,668,072
8409996400	Heads and head cover for oth engines,comp-ignition	44,190	189,439	705,934	3,555,091
8409996500	Pistons for oth engines, comp-ignition	52,032	189,227	262,673	1,877,616
8409996600	Piston rings and gudgeon pins for othengines, comp-ignition	6,550	63,230	86,310	580,189
8409996900	Oth parts for oth engines,comp-ignition	1,414,967	6,513,703	13,620,743	58,454,154
8410110000	Hydraulic turbine&water wheels of power<= 1,000 kw	25,215	294,439	121,777	2,082,960
8410120000	Hydraulic turbines and water wheels of apower>1,000 kw but not exceed 10,000	15	151,170	3,033	1,336,153
8410130000	Hydraulic turbines and water wheels ofa power exceeding 10,000 kw	0	21,428	0	3,809,066
8410900000	Parts hydraulic turbines, water wheels,including regulators	93,239	502,722	3,649,513	7,222,637
8411110000	Turbo-jets of a thrust not exceed 25 kn	0	8,776	0	5,444,696
8411120000	Turbo-jets of a thrust exceeding 25 kn	0	24,154	0	5,463,394
8411210000	Turbo-propellers of a power not exceed1,100 kw	1,228	6,865	24,686	86,833
8411220000	Turbo-propellers of a power exceeding1,100 kw	151	8,996	8,554	943,221
8411810000	Oth gas turbines of a power not exceed5,000 kw	14,717	89,556	4,745,195	7,013,506
8411820000	Oth gas turbines of a power exceeding5,000 kw	3,376	285,061	3,285,243	35,883,885
8411910000	Parts of turbo-jets/turbo-propellers	1,116	6,131	501,596	3,544,240
8411990000	Oth parts of gas turbines	148,750	1,191,450	9,407,296	100,899,735
8412100000	Reaction engines oth than turbo-jets	185	966	18,153	65,038
8412210000	Hydraulic power engines and motorswith linear acting (cylinders)	211,804	807,733	2,802,834	9,458,768
8412290000	Oth hydraulic powerengines and motors	170,997	1,058,169	2,395,447	12,301,484
8412310000	Linear act (cylinders), for pneumaticpower engines and motors	13,960	41,396	278,345	1,283,136
8412390000	Oth linear acting (cylinders) forpneumatic power engines and motors	24,218	208,949	482,960	4,204,387
8412800000	Oth engines and motors	50,154	325,821	666,737	5,949,936
8412901000	Parts of reaction engines of subhead8412.10.00	345	13,448	11,507	86,942

I.3. IMPOR MENURUT KOMODITI / IMPORT BY HS COMMODITY
 *** JUNI / JUNE 2010 ***

HS	Uraian Komoditi Commodity Description	Berat Bersih / Net Weight (Kg)		Nilai / Value C.I.F (US\$)	
		Bulan ini Current Month	Kumulatif Cum.Jan. to date	Bulan ini Current Month	Kumulatif Cum.Jan. to date
8412909000	Oth parts of power engines & motors	154,943	1,515,240	5,360,620	47,794,684
8413110000	Pump fitted/design to a measu device fordispnsng fuel/lubric,used in fill stat	73,398	408,069	707,875	3,584,518
8413191000	Pumps fitted/ designed to a measuringdevice electrically operated	70,570	1,065,335	1,415,121	14,905,701
8413192000	Pumps fitted/ designed to a measuringdevice and not electrically operated	30,887	129,238	1,159,752	2,434,075
8413201000	Water pump for hand pump,oth than thoseof subheading 8413.11or 8413.19	12,217	138,787	51,086	393,608
8413209000	Oth hand pumps, oth than thoseof subheading 8413.11or 8413.19	19,303	547,287	123,057	3,703,257
8413301100	Fuel,lubric.,cool medium pump,earth movemach/motor vhcle, reciproc/rotary ty	410,697	1,376,289	16,226,752	43,524,293
8413301900	Fuel,lubric.,cool medium pump,earth movemach/motor vhcl,not recipro/rotary t	697,098	5,026,138	9,039,427	74,795,298
8413309100	Oth fuel,lubric,cool medium pumps,intercombust piston eng recipro/rotary type	211,404	888,570	3,740,920	12,797,269
8413309900	Oth fuel,lubric,cool medium pumps,intercombust piston eng oth recipro/rotary ty	192,595	1,090,653	3,530,732	17,640,585
8413401000	Concrete pumps, electrically operated	41,782	77,289	157,815	547,350
8413402000	Concrete pumps, not electric operated	7,196	30,134	48,500	128,984
8413501000	Oth reciprocating positivedisplacement pumps, electric operated	159,120	429,398	1,986,478	9,791,267
8413502000	Oth reciprocating positivedisplacement pumps,not electric operated	10,512	326,021	211,944	10,300,841
8413601000	Oth rotary positive displacement pumps, electrically operated	192,977	556,819	900,361	3,122,989
8413602000	Oth rotary positive displacement pumps, not electrically operated	10,425	156,304	189,209	1,587,108
8413701000	Single stage,water pump for belt driveror direct coupling	347,788	1,932,462	1,023,761	6,155,285
8413702200	Impulse-turbo water pumps of < 100 w&electrically operated for household use	12,783	116,377	134,109	903,396
8413702900	Impulse-turbo water pumps of a capacity>100w electric operated for household	648,889	2,872,872	7,450,331	33,461,428
8413703000	Oth centrifugal pumps not electricallyoperated	171,460	857,724	630,727	3,441,914
8413811000	Oth pumps, electrically operated	538,835	4,638,723	4,429,999	54,197,469
8413812000	Oth pumps, not electrically operated	595,152	3,144,069	2,376,024	22,778,196
8413821000	Liquid elevators, electrically operated	181,948	1,555,707	1,517,736	8,150,726
8413822000	Liquid elevators,not electric operated	9,410	491,895	251,963	3,025,102
8413911000	Parts of pumps of subheading 8413.20.10	415,568	516,484	113,524	1,812,141
8413912000	Parts of pumps of subheading 8413.20.90	6,612	90,500	44,787	385,895
8413913000	Parts of pumps of subheading 8413.70.10	34,840	174,056	211,419	1,292,519
8413914000	Parts of pumps of oth centrifugal pumps	70,846	519,218	1,007,699	7,617,830
8413915000	Parts of oth pumps,electric operated	1,090,444	5,450,844	3,986,266	23,479,111
8413919000	Parts of oth pumps,not electric operated	183,195	877,341	2,356,042	12,274,183
8413921000	Part of liquid elevator,electric operate	472,261	2,790,112	938,379	4,818,397
8413922000	Part of liquid elevators, nonelectrically operated	3,602	29,760	14,897	166,228
8414101000	Electrically operated, vacuum pumps	91,669	698,039	1,535,548	8,266,211
8414102000	Not electrically operated, vacuum pumps	12,380	68,426	120,272	726,553
8414201000	Bicycle pump,hand/foot operated air pump	62,352	236,178	72,062	274,864
8414209000	Oth than bicycle pump,hand/foot operatedair pumps	66,300	318,005	323,168	1,390,539
8414301000	Compressor, capacity>21kw/hourhaving displace/revolution >220cc	387,055	3,082,968	1,500,110	19,865,196
8414309000	Compress,oth.capacity>21kw/hour,have displace/revolution > 220cc	1,995,141	14,130,252	8,371,857	62,441,829
8414400000	Air compressors mounted on a wheeledchasis for towing	577,952	2,745,534	2,745,948	18,221,334
8414511000	Table fans & box fan with a self contelectric motor of an output <= 125 w	14,134	20,618	354,384	420,782
8414519000	Oth than table fan box fan wth self contelectric motor of an output <= 125 w	6,529	101,690	72,786	818,796
8414591000	Oth fans of a capacity <= 125 kw	73,490	492,351	493,959	3,375,922
8414599000	Oth fans oth of a capacity <= 125 kw	57,750	689,943	780,881	8,454,826
8414601000	Hoods having a max horizontal side notexceeding 120 cm, fitted with a filter	44,652	261,345	205,209	1,063,548
8414609000	Hoods having a max horizontal side notexceed 120 cm,not fitted with a filter	28,443	248,039	302,193	2,257,755
8414801100	Hoods having a maximum horizontal sideexceeding 120 cm, fitted with filter	8,217	110,306	25,900	1,512,831
8414801200	Hoods having a maximum horizontal side>120cm,not fitt with filter for ind use	25,660	124,845	209,619	1,027,458
8414801900	Hoods have a max horizontal side>120cmnot fitt with filt oth than for ind use	4,377	45,007	53,743	223,027
8414803000	Free piston generators for gas turbines	8,247	139,116	325,615	2,760,532
8414804100	Gas compr modul for use in oil drill oththan those of subhd 841430 and 8414.40	369,432	592,833	9,153,041	22,315,994
8414804200	Oth than gas compres,capacity>21kw/hourdisplace/revolution > 220cc	58,418	194,426	931,941	2,737,663
8414804900	Oth than gas compres,oth capa>21kw/hourhave a displace/revolution > 220 cc	246,873	2,394,963	2,635,440	23,565,068
8414805100	Electrically operated, air pumps	73,130	380,802	564,262	2,810,969
8414805900	Not electrically operated, air pumps	6,353	110,363	93,631	451,846
8414809110	Electrically operated,blowers & the like	243,164	1,185,467	2,304,254	11,566,000
8414809190	Electrically operated, oth thanblowers & the like	111,636	1,037,252	1,673,864	17,772,140
8414809900	Oth air pumps, not electrically operated	10,389	103,594	53,601	899,999
8414901100	Parts of pumps/compressors,of electricoperated equipment	571,982	1,861,558	5,649,924	20,846,114
8414901200	Parts of electric operated equipment ofsub headings 8414.60/8414.80	21,251	191,794	1,048,288	4,044,039
8414901900	Oth parts of electrically operatedequipment	1,488,431	5,561,489	5,449,549	26,986,467
8414909100	Parts of non electric operated equip ofsubheading 8414.10, 8414.20/8414.40	33,583	68,441	75,065	217,260
8414909900	Oth parts of non electrically operatedequipment	163,336	1,010,767	706,592	6,417,944
8415100000	Air conditioning mach,windows/wall typesself-contained/'split system'	5,811,189	25,466,271	34,036,676	143,795,227
8415811100	Inc.refri,reversible heat pump,used inaircraft of an output <= 21.10 kw	17,616	174,027	29,929	400,113
8415811200	Inc.refri,reverse heat pump,used in aircraft ouput>21.10kw,air flow>67.96m3/mi	205	14,363	360	173,199
8415811900	Inc.refri,reverse heat pump,used in aircraft oth.of output >21.10kw/not	4,075	32,455	84,156	410,209
8415813000	Inc.refri.reverse heat pump of road invehicles oth those of subhd 8415.20	0	3,039	0	22,175
8415819100	Refri.reverse heat pump,oth.used aircafrail,road,output>21.10kw,airfl>67.96m3/	2,633	19,289	30,405	142,082
8415819900	Refri.reverse heat pump,oth.used aircafrail,road,output<21.10kw,airfl>67.96m3/	16,015	195,556	112,200	1,114,200
8415821100	Oth,incorp a refrigerat unit of usedaircraft,output>21.10kw,airfl>67,96m3/m	0	31,324	0	123,050
8415821900	Oth,incorporat.a refri unit of used aircraft oth.output>21.10kw,airfl>67,96m3/m	12,000	24,249	258,372	339,283
8415822000	Oth,incorporat.a refrigerating unitof a kind used in railway rolling stock	0	3,840	0	314,385
8415823000	Oth,incorporat.a refri unit of a kinduse in road vhcle oth.those subhd8415.20	324	2,280	12,082	71,086
8415829000	Oth,incorporat.refri unit oth.of a kindused in aircraft,railway,road vehicles	111,849	677,067	696,717	4,981,777
8415831100	Not incorporat.a refri unit of used inaircraft,output>21.10kw,airflw>67.96m3/m	0	5,210	0	8,229
8415831900	Not inc. a refri unit,used in aircraftoth of output>21.10kw,airflow >67.96m3/m	0	5,181	0	73,651
8415833000	Not incorporat.a refri unit of a kindused in road vhcl oth.those subhd8415.20	0	45	0	2,051
8415839000	Not incorp a refri unit oth.of a kindused in aircraft,railway,road vehicles	213,114	1,215,525	1,299,900	8,285,276

I.3. IMPOR MENURUT KOMODITI / IMPORT BY HS COMMODITY
 *** JUNI / JUNE 2010 ***

HS	Uraian Komoditi Commodity Description	Berat Bersih / Net Weight (Kg)		Nilai / Value C.I.F (US\$)	
		Bulan ini Current Month	Kumulatif Cum.Jan. to date	Bulan ini Current Month	Kumulatif Cum.Jan. to date
8415901200	Chassis/cabinet,welded&paint,parts ofmachines of an output <= 21.10 kw	77,765	483,537	101,745	618,349
8415901900	Oth chassis/cabinet,welded&paint,partof machines of an output<= 21.10 kw	642,442	2,234,263	3,472,223	11,822,695
8415902100	Chassis/cabinet,welded&paint,parts ofmach.of output>21.10 kw,airflow>67.96	0	93	0	540
8415902200	Oth chassis/cabnt,welded&paint,part ofmach.of output>21.10 kw,airflow>67.96	45,504	206,050	110,691	642,806
8415902300	Chass/cabinet,welded&paint,part of machof output>21.10 kw,oth airflow>67.96	678	4,910	44,900	58,784
8415902900	Oth.chass/cab,welded&paint,part of machof output>21.10kw,oth airflow>67.96	6,531	34,836	91,467	405,296
8415903190	Cab,weld/paint,part of mach output 26.38-52.75kw,airflow>67.96,oth use air/rai	8,828	105,403	61,275	810,604
8415903200	Oth cabinet,weld/paint,part of mach ofoutput 26.38-52.75kw,air flow>67.96	37,940	46,276	722,878	855,021
8415903390	Cab,weld/paint,part mach output 26.38-52.75kw,oth airflow>67.96,oth use air/r	0	159	0	1,167
8415903900	Oth cab,weld/paint,part mach of output26.38-52.75kw,airflow>67.96,use air/rai	4	2,108	1,002	12,071
8415904200	Oth chas/cab,weld/paint,part of mach ofoutput > 52.75kw,air flow>67.96	119,160	540,680	1,784,106	8,649,631
8415904310	Chas/cab,weld/paint,part mach of output>52,75kw,oth airflow>67.96,use air/rai	0	1	0	192
8415904390	Chas/cab,weld/paint,part mach a output>52,75kw,oth airflow>67.96,use air/rai	6,030	16,262	17,500	170,138
8415904900	Chas/cab,weld/paint,part mach output>52,75kw,oth airflow>67.96,oth use air/r	175,193	867,451	1,139,993	5,868,271
8416100000	Furnace burners for liquid fuel	6,591	46,493	232,728	757,477
8416200000	Oth furnace burner,includ combinationburners	54,882	1,129,584	291,558	4,082,652
8416300000	Mechanical stokers,including their mechgrate,mech ash discharg&similar app	15,463	715,212	47,309	1,818,342
8416900000	Parts of furnaces burners for liquid/solid/gas fuel, mechanical stokers	336,181	763,236	5,527,827	8,509,663
8417100000	Furnaces & ovens for the roast,melt,othheat treat,of ore,pyrite metal non-elect	1,733,164	5,659,090	4,078,168	16,311,587
8417200000	Bakery ovens,including biscuit oven,nonelectric	71,426	362,288	305,191	2,273,029
8417800010	Incinerators, non-electric	42,861	69,846	896,708	1,238,846
8417800090	Oth than incinerators, non-electric	231,262	2,444,720	873,496	9,406,152
8417900000	Part furnaces & ovens for the roasting,melting non-electric	102,099	3,445,250	1,324,695	24,612,610
8418101010	Household type, comb refrigrtr-freezecapacity < 230 l	299,586	1,594,567	1,170,622	6,805,482
8418101090	Household type, comb refrigrtr-freezecapacity > 230 l	262,231	1,511,901	1,353,454	7,536,520
8418109000	Comb refrigrtr-freeze fitted with seprtextrnl doors, oth than household type	36,949	773,476	196,309	2,965,164
8418210010	Refrigerator,household typ with comprestype of capacity not exceeding 230 l	104,316	584,366	379,818	2,058,472
8418210090	Refrigerator,household typ with comprestype of capacity > 230 l	115,836	561,078	689,062	3,021,253
8418290010	Refrigerator,household type oth thancompress type of capacity<=230 l	13,923	98,704	73,016	398,904
8418290090	Refrigerator,household type oth thancompres type of capacity > 230 l	99	16,534	406	90,273
8418300000	Freezer of the chest type, not exceed800 i capacity	394,769	1,752,318	1,384,377	5,889,374
8418400000	Freezer of the upright type, not exceed900 i capacity	2,773	15,328	34,898	119,614
8418501000	Refrigerating chambers, capacity > 200 l	273,634	880,654	1,159,923	3,825,129
8418509000	Refrigerating chambers not exceeding 200capacity	351,892	1,727,391	1,682,860	7,320,916
8418610000	Heat pump oth than ACmachinesof heading 84.15	0	6,433	0	59,339
8418691000	Beverage coolers	75,457	212,005	521,832	1,684,063
8418692000	Water chillers with a refrigeratingcapacity of 100,000 i/more	105,467	449,036	925,109	4,533,429
8418693000	Drinking water coolers	77,748	350,501	631,891	2,681,957
8418695000	Scale ice-maker units	18,448	73,950	159,442	566,893
8418699000	Oth refrigrtr/freez equip,oth than heatpump oth than air condition mach hd84.15	48,096	598,147	442,728	4,715,758
8418911000	Part for good,sub 8418.(10,21,29,30,40),furniture to refri/freez	41,840	173,955	320,917	1,150,107
8418919000	Oth parts furniture designed to receiverrefrigerat/freezing equipment	87,187	527,898	874,986	3,815,526
8418991000	Evaporators and condensers	264,317	1,804,968	1,140,235	6,639,098
8418992000	Cabinets and doors, welded/painted	527,793	2,166,077	737,415	3,250,838
8418994000	Aluminium rollbonds for sub 8418.10.10,8418.21, 8418.22 and 8418.29	127,123	455,619	595,737	2,208,068
8418999000	Oth part refrig & freezers equipmentelectric/oth	312,504	1,707,926	1,740,870	8,500,554
8419111000	Instant gas water heaters,for householdtype, non electric	25,211	158,148	132,542	1,665,882
8419119000	Instant gas water heaters for oth thanhousehold type, non electric	22,985	138,862	150,866	3,527,061
8419191000	Oth instant gas water heaters for household type,non electric	0	42,346	0	73,650
8419199000	Oth instant gas water heaters for oththan household type,non electric	2,578	1,980,736	23,428	17,557,725
8419200000	Medical,surgical/laboratory sterilisers	36,497	151,478	353,799	2,961,418
8419311010	Evaporators,dryers for agri products,electrically operated	9,261	30,181	18,410	98,847
8419311090	Oth.than evaporators,dryers for agriproducts, electrically operated	35,906	360,629	480,703	2,055,028
8419312010	Evaporators,dryers for agri products,non electrically operated	0	30,990	0	71,493
8419312090	Oth.than evaporators, dryers for agriproducts,non electrically operated	0	5,493	0	16,495
8419321000	For wood, paper pulp, paper/paperboard,electrically operated	8,679	122,976	53,777	1,201,112
8419322000	For wood, paper pulp, paper/paperboard,non electrically operated	1,395	26,794	18,911	125,114
8419391100	Machinery by a proces involving heatingfor the printed of electricall operated	6,175	27,500	200,781	1,634,561
8419391900	Oth machinery by a process involvingheating for the printed of elect oper	326,120	1,512,731	4,593,680	22,901,488
8419392000	Machinery by a proces involving heatingfor the printed of not electric operat	2,126	549,541	40,781	3,733,221
8419401000	Distilling/rectifying plantelectrically operated	199,942	358,999	1,380,660	3,606,369
8419402000	Distilling/rectifying plantnot electrically operated	15,167	24,296	146,651	295,194
8419501000	Cooling towers	80,789	3,203,147	261,513	14,105,979
8419502000	Condensers for air conditionersfor motor vehicles	122,776	570,307	2,631,839	11,318,235
8419503000	Oth condensers for air conditioners	89,578	544,219	385,868	5,754,373
8419504000	Oth condensers electrically operated	227,066	1,154,439	2,345,265	10,311,723
8419509000	Oth condensers not electricallyoperated	59,355	597,664	749,995	11,949,037
8419601000	Machinery for liquefying air/oth gaseselectrically operated	5,114	624,503	137,052	9,369,163
8419602000	Machinery for liquefying air/oth gasesnot electrically operated	0	41,162	0	792,500
8419811000	Oth.mach,plant & equip for making hotdrinks/for cook/heat food,elect operated	28,695	154,660	374,057	1,882,190
8419812000	Oth.mach,plant&equip for make hot drink/for cook/heat food,not elect operate	36,151	132,078	252,225	837,025
8419891100	Evaporators for air-conditioning machfor motor vehicles,electricall operated	104,138	457,539	1,736,433	7,390,304
8419891300	Machinery by a proces involving heatingelectr for the manuf of PCB/PWB's/PCA'	93,425	106,372	1,115,050	1,654,068
8419891900	Oth mach for making hot drinks/forcoking/heating food,electricall operate	295,949	1,850,462	6,700,379	32,202,430
8419892000	Oth mach for making hot drinks/forcoking/heating food,not electri operate	48,923	254,561	498,026	6,461,173
8419901200	Part mach for the treat.matrial by procinvolve heat,print circuit,wiring,elect	4,710	27,720	31,121	917,183
8419901900	Oth.part mach,the treat.matrial by procinvolve heat,print circuit,wiring,elect	181,981	1,856,879	1,426,440	25,068,635
8419902000	Part mach,plant/laboratory equipment,of non-electrically operated articles	96,773	465,705	1,418,978	7,217,794

I.3. IMPOR MENURUT KOMODITI / IMPORT BY HS COMMODITY
 *** JUNI / JUNE 2010 ***

HS	Uraian Komoditi Commodity Description	Berat Bersih / Net Weight (Kg)		Nilai / Value C.I.F (US\$)	
		Bulan ini Current Month	Kumulatif Cum.Jan. to date	Bulan ini Current Month	Kumulatif Cum.Jan. to date
8420101000	Apprts. for the app of dry film/liquidphoto resist,etc, calender/oth roll mach	271	29,473	44,484	394,534
8420102100	Roller-type ironing mach suitable fordomeestic use	0	2,670	0	519,228
8420102900	Wringers suitable for domestic use	313	8,603	85	79,845
8420109000	Oth calendering/oth rolling machin	7,880	170,443	115,547	3,675,822
8420911000	Parts cylinders of apparatus for theappl of dry film,liquid photo resis,etc	262	3,846	6,053	38,049
8420912000	Parts cylinders for ironing machinesor wringers suitable for domestic use	0	1	0	695
8420919000	Oth parts cylinders for calenderingor oth rolling machines	35,701	101,334	224,450	739,990
8420991000	Oth parts of apparatus for the applicof dry film,liquid photo resist,etc	181	7,894	7,805	586,841
8420999000	Oth parts for calendering/othrolling machines	3,632	56,910	110,707	505,985
8421110000	Centrifuges,inclusing centrifugaldryers for cream separators	3,995	16,241	18,596	170,530
8421120010	Clothes-dryers, of capacity notexceeding 30 i	14,485	22,044	100,460	141,333
8421120020	Clothes-dryers, of capacityexceeding 30 i	2,872	3,239	6,928	9,557
8421191000	Centrifuges,inclusing centrifugaldryers for sugar manufacture	33,202	177,768	479,930	3,422,991
8421199000	Oth centrifuges,inclusing centrifugaldryers	34,026	464,855	552,900	5,561,702
8421211100	Filtering machin & appar water elctricfor domestic use of a cap <= 500 l/h	40,465	296,189	376,229	2,234,789
8421211900	Oth filter machin& appar water electricof a capacity <= 500 l/h	128,358	1,618,839	949,009	14,076,101
8421212100	Filtering machin & apparat water electrfor domestic use of a capacity > 500 l/h	15,043	59,035	96,852	355,122
8421212900	Oth filter machin& appar water electricof a capacity > 500 l/h	82,716	924,862	1,577,203	11,843,531
8421221000	For filter/purify beverages oth thanwater of a capacity <= 500 l/hr	332	5,032	4,844	211,261
8421222000	For filter/purify beverages oth thanwater of a capacity >500 l/hr	78	142,054	15,870	1,740,599
8421231100	Oil filters for earth moving machineryinternal cobustion engines	103,780	755,413	1,526,148	8,185,863
8421231900	Oil filters for earth movingmachinery internal cobustion engines	30,788	276,005	541,972	3,634,112
8421232100	Oil filters for motor vehiclesof chapter 87	104,206	529,064	1,055,101	5,230,669
8421232900	Oth oil filters for motor vehiclesof chapter 87	62,134	311,141	841,522	4,232,608
8421239100	Oil filters for oth earth movingmachin and motor vehicles of chapter 87	69,234	303,640	591,154	2,944,286
8421239900	Oth oil filters for oth earth movingmachin & motor vehicles of chapter 87	717,615	1,277,495	1,088,367	6,120,517
8421291000	Filtering/purifying machin & appar formedical/laboratory use	79,205	103,845	1,894,298	2,682,154
8421292000	Filter/purify mach&apparatus for liquidof a kind used for sugar manufacture	867	31,153	19,644	323,996
8421293000	Filter/purify mach&apparatus for liquidof a kind used in oil drill operations	17,568	132,172	420,557	2,251,783
8421294000	Filter/purify mach&apparatus for liquid,petrol filters	6,698	36,805	79,038	556,334
8421295000	Filter/purify mach&apparatus for liquidoil filter oth than those subhd 8421.23	27,016	150,329	248,309	1,527,500
8421299000	Oth filtering machinery & apparatusfor liquids not electrically operated	177,079	1,112,247	2,324,532	24,453,733
8421311000	Intake air filters for inter combustionengines for earth moving machinery	24,076	158,687	295,030	1,692,381
8421312000	Intake air filters for inter combustionengines for motor vehicles of chap 87	68,102	428,135	996,401	5,147,005
8421319000	Oth intake air filters for internalcombustion engines	143,081	799,201	1,443,198	7,410,306
8421391000	Laminar flow units oth than intake airfilter for internal cobustion engines	37,933	140,704	717,538	2,866,558
8421399000	Oth.laminar flow units oth intake airfilter for internal cobustion engines	686,395	3,107,365	9,434,373	43,145,913
8421911000	Parts of goods of subheading 8421.12,of centrifuges,includ centrifugal dryers	320	9,996	1,344	61,309
8421912000	Parts of goods of subheading 8421.19.10of centrifuges,includ centrifugal dryers	849	9,198	91,332	310,825
8421919000	Parts of subhd 8421.11.00/8421.19.90of centrifuges,includ centrifugal dryers	4,291	58,286	243,168	1,042,430
8421992000	Parts filter cartridges of filter,subhd8421.23	33,685	217,730	670,374	2,920,401
8421993000	Parts of goods of subheading 8421.31	34,419	493,318	713,471	4,222,385
8421999100	Oth parts of goods of subheading8421.29.20	2,514	26,844	47,296	236,691
8421999200	Oth parts of goods of subheading8421.21.11/8421.21.21	86,930	624,572	352,265	2,119,718
8421999300	Oth part of subhd 8421.31,8421.23.11,8421.23.19,8421.23.91/8421.23.99	32,905	207,014	952,570	6,478,692
8421999900	Oth parts of sentrifugal, includingcentrifugal dryers	327,359	1,411,556	3,461,285	17,200,843
8422111000	Dish washing machin of the household type,electrically operated	1,488	10,249	8,592	69,297
8422112000	Dish washing machin of the household typenot electrically operated	0	479	0	507
8422190000	Dish washing machines of the othhousehold type	17,805	95,771	202,668	1,639,802
8422200000	Machinery for cleaning/drying bottlesoth containers	15,240	147,344	80,794	4,284,063
8422300000	Machinery for filling,closing, sealing,or labelling bottles, cans, boxes,etc	403,645	1,355,665	4,365,313	44,656,057
8422400000	Oth packing/wrapping machinery(including heat-shrink wrapping mach)	317,843	1,656,617	10,469,649	75,321,521
8422901000	Parts of goods of subheading 8422.11	5,446	64,112	60,354	1,030,835
8422909000	Part goods of subhd 8422 of oth thansubheading 8422.11	107,219	369,647	2,581,960	17,652,708
8423101000	Personal weighing machin,inclusing baby&household scales,electrically operate	3,175	20,985	19,332	97,098
8423102000	Personal weighing machin,inclusing baby& household scales,not electric operate	137,355	561,984	196,935	801,614
8423201000	Scales for continuous weighing of goodson conveyors, electrically operated	30,214	73,723	201,365	1,305,896
8423202000	Scales for continuous weighing of goodson conveyors, not electrically operated	0	3,422	0	161,789
8423301000	Constan weight scales,predetemin weightscales & hopper scales,electric operat	10,226	70,334	163,866	2,041,088
8423302000	Constan weight scales,predetemin weightscales&hopper scales,not electr operat	2,783	6,211	13,084	30,098
8423811000	Oth weighing machinery,max capacity<=30 kg, electrically operated	44,031	143,339	400,716	1,913,799
8423812000	Oth weighing machinery,max capacity<=30 kg, not electrically operated	68,504	374,230	152,448	1,086,012
8423821100	Oth.weigh mach,having a maximum weighngcapacity <= 1 000kg,electric operate	1,747	34,943	7,101	193,070
8423821900	Oth.weigh mach,oth.having a max weighngcapacity <= 1 000kg,electric operated	2,185	21,194	5,992	282,958
8423822100	Oth.weigh mach,having a maximum weighngcapacity <= 1 000kg, not electric	2,214	33,088	16,847	122,237
8423822900	Oth.weigh mach,oth.having a max weighngcapacity <= 1 000kg, not electric	8,501	89,378	39,553	378,986
8423891000	Oth weigh mach,oth.capacity exceed 30kgor not but not exceeding 5 000kg, elect	28,357	279,264	160,760	1,403,950
8423892000	Oth weighing mach,oth.capacity > 30kgand <= 5,000 kg,not elect	27,465	124,779	79,858	480,192
8423901000	Weighing machine weights	15,302	47,846	79,283	506,613
8423902100	Weighing machin weights,not electricaloperated	30,442	203,852	558,813	5,059,141
8423902900	Parts of weighing machinery,electrically electrically operated	1,401	48,248	12,942	707,072
8424109000	Fire extinguishers,whether/not chargedfor oth aircraft use	58,090	431,288	167,520	3,191,622
8424201100	Spray guns & similar appliances foragricult/horticultural,electric operat	18	11,515	206	20,466
8424201900	Spray guns&similar appliances for othagricult/horticultural,electric operat	5,496	16,530	44,742	293,912
8424202900	Spray guns&similar appliances for othagricultural/horticultural,not electric	2,067	8,787	9,021	150,388
8424301000	Steam/sand blasting machines,electrically operated	207,593	949,903	1,417,369	6,611,623
8424302000	Steam/sand blasting machines,not electrically operated	14,389	42,118	110,000	647,046
8424811000	Oth.mech appliances for agricultural/hortikultural, drip irrigation systems	574	24,988	14,843	434,574

I.3. IMPOR MENURUT KOMODITI / IMPORT BY HS COMMODITY
 *** JUNI / JUNE 2010 ***

HS	Uraian Komoditi Commodity Description	Berat Bersih / Net Weight (Kg)		Nilai / Value C.I.F (US\$)	
		Bulan ini Current Month	Kumulatif Cum. Jan. to date	Bulan ini Current Month	Kumulatif Cum. Jan. to date
8424812000	Oth.mech appliances for agricultural/horti,oth drip irrigation systems,elect	13,361	95,402	42,522	460,871
8424813000	Oth.mech appliances for agricultural/horti,hand-operated insecticide sprayers	40,930	233,132	135,428	1,080,054
8424814000	Oth.mech appliances for agricultural/hortikultural, not electrically operated	42,336	155,264	144,472	578,455
8424891000	Hand operated household sprayers of capacity not exceeding 3 l	32,382	132,554	78,943	305,404
8424892000	Oth appliances oth. agri/horticultural,spray heads with dip tubes	78,912	247,198	398,813	1,570,525
8424894000	Wet processing equipment,by projecting,dispersing/spraying of chemical,etc	1,849	74,519	14,927	569,760
8424895000	Oth appliance for projecting,dispersing/spraying liquids/powders/fire,electric	124,291	428,155	1,168,733	3,327,545
8424899000	Oth appliance for projecting,dispersing/spray liquid/powders/fire,not electric	51,243	402,634	549,419	2,906,333
8424901100	Parts of fire extinguisher,electricallyoperated	28,512	152,421	1,180,458	2,237,074
8424901900	Parts of fire extinguisher, not electricoperated	93,286	571,464	845,035	3,667,928
8424902100	Parts of spray guns, of good of subhead8424.20.11,electrically operated	0	14,324	0	24,735
8424902300	Parts of spray gun,oth of good of subhd8424.20.11,electrically operated	898	28,754	17,099	301,047
8424902400	Parts of spray gun, of goods of subhead8424.20.11,not electrically operated	5,735	12,101	14,502	36,636
8424902900	Oth parts of spray guns and similarappliances	15,756	95,469	224,471	1,626,017
8424903100	Parts of steam/sand blasting mach &similar jet projecting mach,electric	6,182	53,743	37,559	431,473
8424903200	Parts of steam/sand blasting mach &similar jet projecting mach,non electric	1,483	38,789	9,177	225,676
8424909100	Parts of oth appliance of subhead8424.81.10/8424.81.20	464	1,369	9,539	21,692
8424909200	Parts of oth appliance of subhead8424.81.30/8424.81.40	18,861	33,743	62,569	175,105
8424909900	Oth mechanical appliances(whether/nothand operated)	61,113	343,363	843,025	5,159,281
8425110000	Pulley tackle & hoists oth than skipfor raising vehicles, by electric motor	136,916	1,024,196	1,127,544	8,427,400
8425190000	Pulley tackle & hoists oth than skipfor raising vchles,oth by electric motor	287,034	970,459	3,215,508	5,953,507
8425310000	Oth winches; capstans,poweredby electric motor	57,105	454,642	323,840	2,233,648
8425390000	Oth winches;capstans,oth than poweredby oth electric motor	322,224	2,093,962	7,134,533	25,797,501
8425410000	Jacks hoists of built in jacking systemof a type used in garages	108,647	352,683	286,543	874,479
8425421000	Jacks used in tipping mechanism forlorries	80,703	252,853	231,060	730,218
8425429000	Oth jacks and hoists, hydraulic	1,519,324	4,176,944	2,811,963	9,820,901
8425491000	Oth jacks;hoists of a kind used forraising vehicles, electrically operated	30,535	267,097	579,310	1,834,233
8425492000	Oth jacks;hoists of a kind used forraising vehicles, not electric operated	286,476	753,107	245,900	1,269,396
8426110000	Overhead traveling cranes on fixedsupport	48,193	584,870	168,868	3,322,153
8426120000	Mobile lifting frames on tyres andstraddle carries	459,541	1,667,985	393,476	5,895,606
8426191000	Bridge cranes and gantry cranes	45,582	3,436,236	9,959	20,845,435
8426199000	Oth bridge cranes and gantry cranes	5,601,221	13,622,078	23,451,171	60,816,864
8426200000	Tower cranes	167,178	2,241,855	397,000	5,665,614
8426300000	Portal/pedestal jib cranes	4,559	157,454	4,204,300	4,924,147
8426410000	Oth machinery,self propelled,on tyres	301,050	859,977	1,558,394	5,091,660
8426490000	Oth machinery,self propelled,oth thanon tyres	944,297	2,274,533	1,947,396	9,562,734
8426910000	Oth derricks machin designed formounting on road vehicles	114,263	573,677	367,167	1,728,943
8426990000	Oth derricks mach oth designed formounting on road vehicles	232,725	585,369	1,433,639	4,375,381
8427100000	Self-propelled trucks powered by anelectric motor	535,289	1,902,316	2,459,604	9,941,498
8427200000	Oth self-propelled trucks	1,822,333	7,721,488	8,111,031	36,030,211
8427900000	Oth trucks	512,298	1,894,566	3,759,550	9,480,985
8428101000	Passenger lifts	558,940	3,797,703	1,976,648	14,380,372
8428102100	Oth lifts of a kind used in buildings	522	76,071	3,160	153,273
8428102900	Oth lifts oth than of a kind used inbuildings	210,628	2,357,197	2,653,315	19,611,340
8428109000	Skip hoists	82,132	125,968	282,733	434,626
8428201000	Pneumatic elevators and conveyorsfor agricultural use	27	13,656	1,348	76,954
8428202000	Automated machines for the transport,handling & storage of PCB/PWBs/PCAs	1,007	59,090	5,468	241,180
8428209000	Oth pneumatic elevators & conveyors	168,092	733,921	1,260,603	9,392,213
8428310000	Oth continuous act elevators &conveyorspecially designed for underground use	98,302	132,811	145,180	371,152
8428321000	Oth continuous act elevators &conveyorsof bucket type,used for agri type	2,991	281,984	10,264	1,714,135
8428329000	Oth continuous act elevators &conveyorsof bucket type,oth used for agri type	192,819	1,762,795	1,983,232	13,983,861
8428331000	Oth continuous act elevators &conveyorsof belt type, of agricultural type	1,764	198,869	8,432	1,443,849
8428332000	Automated mach for the transport,hand& storage of PCB/PWBs,belt type	2,079	15,333	14,995	350,462
8428339000	Oth continuous act elevators &conveyors,oth of belt type	57,296	634,672	302,778	5,870,214
8428391000	Pneumatic elevators and conveyorsof agricultural type	0	408,229	0	1,905,204
8428393000	Oth automated machin for transport,hand & storage of PCB/PWBs/PCAs	0	38	0	222
8428399000	Oth continuous-action elevators &conveyors, for goods/materials	93,430	2,036,044	978,544	20,612,669
8428400000	Escalators and moving walkways	205,606	1,490,824	497,312	3,622,468
8428600000	Teleferics, chair-lifts, ski-draglines;traction mechanisms for funiculars	6	4,826	404	225,719
8428902000	Oth lifting,handling, loading/unloadingmach,hand&storage of PCB/PWBs/PCAs	653	96,306	33,435	730,898
8428909000	Oth mach,oth than lift,handl,load/unloadmach,hand&storage of PCB/PWBs/PCA	129,700	1,765,324	1,723,211	31,423,073
8429110000	Track laying, bulldozers and angledozers	3,551,830	9,144,478	28,614,854	69,394,858
8429190000	Bulldozer & angledozers oth track laying	285,002	3,551,339	2,996,518	27,460,972
8429200000	Graders and levellers	698,879	6,007,607	6,515,179	45,863,867
8429300000	Scrapers	525	86,273	8,070	162,877
8429401000	Road rollers	286,611	1,273,316	1,539,207	4,495,142
8429403000	Tamping machines	388,235	1,529,102	1,300,592	7,908,811
8429510000	Front-end shovel loaders,mechanicalexcavators and shovelloaders	1,246,650	7,717,411	7,398,980	41,706,664
8429520000	Mach with a 360,revolving super struct,mach shovels,excavators and shove loadr	17,214,817	68,560,038	80,587,763	326,247,575
8429590000	Mech shovels,excavators & shove loaderoth front-end shovel, mach. with a 360	963,995	3,774,736	5,460,642	22,349,753
8430100000	Pile-drivers and pile-extractors	650,622	3,040,085	1,264,691	8,786,158
8430200000	Snow-ploughs and snow-blowers	0	1,585	0	9,144
8430310000	Coal/rock cutters and tunnelingmachinery, self-propelled	0	350,974	0	4,047,947
8430390000	Coal/rock cutters and tunnelingmachinery,oth than self-propelled	33,975	175,295	184,443	878,120
8430410000	Oth boring/sinking machineryself-propelled	122,283	2,307,249	2,077,940	27,524,454
8430491000	Wellhead platforms & integrat producmdules for use in drilling production	60,032	264,495	159,169	3,495,194
8430499000	Oth wellhead platforms & integrat prodmodules for use in drilling production	8,883	1,316,623	218,293	8,782,864
8430500000	Oth moving,grading,levelling,scrapingmachinery, self-propelled	80,226	243,117	436,080	2,208,100

I.3. IMPOR MENURUT KOMODITI / IMPORT BY HS COMMODITY

*** JUNI / JUNE 2010 ***

HS	Uraian Komoditi Commodity Description	Berat Bersih / Net Weight (Kg)		Nilai / Value C.I.F (US\$)	
		Bulan ini Current Month	Kumulatif Cum. Jan. to date	Bulan ini Current Month	Kumulatif Cum. Jan. to date
8430610000	Tamping/compacting machinery,not self-propelled	1,248	96,274	2,445	440,492
8430690000	Oth machinery of hedaing 84.30, notself-propelled	18,860	325,045	170,949	1,741,021
8431101300	Parts suitable for of goods of subhead8425.19,8425.39or8425.49,electri operat	82,357	170,777	449,083	790,584
8431101900	Oth parts suitable for of goods ofheading 84.25,electrically operated	6,848	149,456	190,038	1,412,726
8431102200	Part suitable for goods of sub 8425.11,842520,8425.31,8425.41,8425.42,not elec	143,261	585,349	306,741	2,156,212
8431102900	Oth parts suitable for of goods ofheading 84.25,not electrically operated	72,037	237,247	102,775	580,490
8431200000	Parts suitable for goods of head 84.27	64,812	605,123	442,726	3,843,953
8431311000	Parts of goods of shd 8428.10.(21,29),8428.10.90,of lift skip hoist/escalators	78,379	1,532,888	288,197	3,478,168
8431312000	Parts of goods of shd 8428.10.10),8428.40.00,of lift skip hoist/escalators	104,904	645,175	400,270	2,248,007
8431391000	Part suitable for goods sub 8428.20.10,8428.32.10, 8428.33.10/8428.39.10	23,076	112,841	167,714	880,884
8431392000	Parts suitable for goods of subheading8428.90	0	42,854	0	315,695
8431394000	Part of auto mach. for trnsport/storageof PCB/PWBs/PACAs	5,039	24,848	121,206	352,769
8431399010	Part of oth lift,handl/load mach,telph/conveyor	1,167,238	2,393,504	2,947,698	14,193,275
8431399090	Oth parts of machinery of head 84.25	76,969	1,271,702	1,579,106	13,200,907
8431410000	Buckets, shovels, grabs and grips,ofmach of head 84.26, 84.29/84.30	423,978	1,984,170	1,991,224	11,772,077
8431420000	Bulldozer/angledozer blades of machof heading 84.26, 84.29/84.30	409,808	2,024,481	1,502,661	6,329,331
8431430000	Parts of boring/sinking mach of subhead8430.41/8430.49	2,755,006	10,613,655	43,280,235	166,649,611
8431491000	Parts of machinery of heading 84.26	112,836	669,597	1,576,505	7,767,912
8431492000	Cutting edges/end bits forscrapers,graders/levellers	2,084,291	6,702,846	4,802,576	15,976,655
8431493000	Parts of road rollers	265,994	776,321	763,618	3,276,996
8431499000	Oth parts of machinery of heading84.26, 84.29/84.30	6,902,067	32,442,700	42,203,707	197,731,551
8432100000	Ploughs	0	21,554	0	79,859
8432210000	Disc harrows	4,529	6,418	9,561	35,081
8432290000	Scarifiers, cultivators, weeders, hoesand oths harrows	4,259	30,550	65,558	244,099
8432300000	Seeders, planters and transplanters	0	5,469	0	46,394
8432400000	Manure spreaders & fertiliser distributo	437	27,532	8,286	178,892
8432801000	Oth machinery for soil preparation/cultivation;of agricult/horticultr typ	454	59,733	35,971	787,618
8432802000	Lawn/sports-ground rollers	0	3,027	0	32,589
8432809000	Oth machinery for soil preparation/cultivation	15,510	86,512	238,131	852,629
8432901000	Parts of machinery of subheading8432.80.90	992	17,777	9,206	122,448
8432902000	Parts of lawn/sport-ground rollers	0	401	0	5,394
8432909000	Parts oth machinery for soilpreparation/cultivation	25,010	165,120	49,668	905,605
8433110000	Mowers for lawns,parks/sports-groundswith the cutting device rotate horizont	74,874	389,534	429,077	1,758,338
8433191000	Mowers for lawns,parks/sports-groundsmannually operated	2,741	2,890	5,487	6,600
8433199000	Oth mowers for lawns, parks/sportgrounds,oth than manually operated	149,731	556,468	695,686	2,133,219
8433200000	Oth mowers,including cutter bars fortractor mounting	47,221	222,471	160,514	1,434,115
8433300000	Oth haymaking machinery	4	17,152	108	260,268
8433400000	Straw/fodder baler,including pick-up	17	17,767	2,000	137,000
8433510000	Combined harvester-threshers macinery	1,240	3,969	11,145	33,366
8433520000	Oth threshing machinery	12,402	30,142	25,246	94,064
8433591000	Cotton pickers and cotton gins	0	85	0	1,595
8433599000	Oth cotton pickers and cotton gins	52,743	84,706	864,705	1,344,101
8433601000	Machin for cleaning,sorting/grading eggfruit/oth agricultur prod,electric	1,263	8,383	919	227,506
8433602000	Machin for cleaning,sorting/grading eggfruit/oth agricultur prod,not electric	0	2,719	0	7,100
8433901000	Part mach:castor,of diameter(inc yres)>100mm,<= 250mm,width wheel =30mm	912	4,738	8,456	33,814
8433902000	Parts mach:castor,oth of goods of subhd8433.11/8433.19.90	3,319	34,296	58,443	167,651
8433903000	Parts mach:castor,oth of goods of subhd8433.19.10	32	71	40	1,048
8433909000	Parts mach: oth castors	6,754	69,324	61,835	583,560
8434101000	Milking machines, electricallyoperated	5,654	5,887	66,834	68,303
8434201000	Dairy machinery, electricly operated	3,216	78,238	129,065	4,846,070
8434901000	Parts of milking & dairy mach. of electoperated machines	13,923	111,114	1,177,378	2,956,548
8434902000	Parts of milk & dairy mach of non electoperated machines	776	21,468	18,467	761,765
8435101000	Presses,crushers & manufacture of wine,cider,fruit juices,electric operated	16,652	185,015	58,339	1,670,808
8435102000	Presses,crushers & manufacture of wine,cider,fruit juices,not electri operated	3,991	34,562	9,624	66,984
8435901000	Parts of presses,crushers & manufactureof wine,cider,fruit juices,electr opera	10,221	54,079	139,760	510,385
8435902000	Parts of presses,crushers & manufactureof wine,cider,fruit juices,not electric	31,210	64,444	75,431	140,551
8436101000	Machinery for preparing animal feedingstuffs, electricly operated	112,411	459,144	760,435	2,910,053
8436102000	Machinery for preparing animal feedingstuffs, not electricly operated	0	9,712	0	22,510
8436211000	Poultry incubators & brooders,electricly operated	3,980	50,859	11,925	462,859
8436212000	Poultry incubators & brooders,not electricly operated	3,755	10,065	56,532	138,657
8436291000	Oth poultry-keeping machinery,electricly operated	123,385	433,704	504,879	2,358,261
8436292000	Oth poultry-keeping machinery,not electricly operated	21,071	164,096	105,032	1,056,665
8436801100	Germination plant mach, agriculturalor horticultural type,electric operated	0	233,449	0	906,742
8436801900	Oth germination plant machineryelectric operated	136,533	395,117	412,565	1,140,429
8436802100	Germination plant machin, agriculturalor horticultural type,not electric	54,232	72,213	80,264	129,222
8436802900	Oth germination plant machinery, notelectric operated	180	12,795	504	57,566
8436911000	Parts of poultry-keeping machinery/poultry,incubator & brooders,electric	23,939	193,644	927,924	2,004,011
8436912000	Parts of poultry-keeping machinery/poultry,incubator&brooders,not electric	5,647	42,571	25,660	168,900
8436991100	Parts oth of poultry-keeping machin,agri & horti type,electric operated	16,548	102,553	7,003	54,712
8436991900	Parts oth of poultry-keeping machin,oth than agri&horti type,elect operated	27,186	250,105	108,301	2,286,551
8436992100	Parts oth of poultry-keeping machin,agri & horti type,not electric operated	6,465	13,503	73,606	211,324
8436992900	Parts oth of poultry-keeping machin,oththan agri&horti type,not elect operated	75,654	217,944	238,057	858,515
8437101000	Machinery for bread grains;winnowing &cleaning machin, electricly operated	1,000	136,918	2,426	796,591
8437103000	Mach for clean,sorting/grad seed,graintdried leguminous vegetables,oth, elect	48,048	395,041	200,744	4,365,238
8437104000	Mach for clean,sorting/grad seed,graintdried leguminous vegetable,oth,not elect	579	16,766	10,769	137,196
8437801000	Machinery for rice hullers & cone typerice mills,electricly operated	47,494	426,719	118,218	770,670
8437802000	Machinery for rice hullers & cone typerice mills,not electricly operated	146,646	357,645	164,515	430,151
8437803000	Machinery for industrial type coffeehand corn mills,electricly operated	0	9,105	0	43,419

I.3. IMPOR MENURUT KOMODITI / IMPORT BY HS COMMODITY
 *** JUNI / JUNE 2010 ***

HS	Uraian Komoditi Commodity Description	Berat Bersih / Net Weight (Kg)		Nilai / Value C.I.F (US\$)	
		Bulan ini Current Month	Kumulatif Cum. Jan. to date	Bulan ini Current Month	Kumulatif Cum. Jan. to date
8437804000	Machinery for industrial type coffee& corn mills,not electrically operat	0	134,219	0	169,838
8437805100	Polishing machines for rice,sifting andsieving,bran cleaner,electric operate	0	136,830	0	378,614
8437805900	Oth polishing mach for rice,sifting andsieving,bran cleaner,electric operate	75,650	375,253	106,989	677,369
8437806100	Polishing machines for rice,sifting andsieving,bran cleaner,not electric	130,653	381,786	165,454	472,132
8437806900	Oth polishing mach for rice,sifting andsieving,bran cleaner,not electric	7,068	133,714	27,699	258,833
8437901100	Parts of machin of subheading 8437.10,electrically operated	2,676	262,395	102,189	1,238,591
8437901900	Parts of machines oth than of subhead8437.10,electrically operated	77,580	438,597	170,867	800,445
8437902100	Parts of machines of subheading 8437.10,not electrically operated	10	27,014	2,206	57,065
8437902900	Oth parts of machines of subheading8437.10, not electrically operated	70,209	405,858	147,292	599,043
8438101000	Bakery mach,macaroni,spaghetti/similarproducts, electrically operated	268,053	1,768,613	1,861,024	32,489,272
8438102000	Bakery mach,macaroni,spaghetti/similarproducts, not electrically operated	6,152	19,883	7,940	417,988
8438201000	Mach for the manufac of confectionary,cocoa/chocolate, electrically operated	28,412	318,331	300,958	5,718,920
8438202000	Mach for the manufac of confectionary,cocoa/chocolate,not electric operated	0	483	0	11,886
8438301000	Mach for sugar manufac, electricallyoperated	0	551,878	0	6,309,354
8438302000	Machinery for sugar manufacture,not electrically operated	0	33,675	0	506,325
8438402000	Brewery machinery, not electricallyoperated	0	1,926	0	21,144
8438501000	Mach for the preparation of meat/poultry,electrically operated	40,543	169,017	228,802	1,662,663
8438502000	Mach for the preparation of meat/poultry,not electrically operated	0	48,876	0	58,463
8438601000	Machiner for the preparation of fruits,nuts/vegetab, electrically operated	13,056	341,083	113,953	1,486,768
8438602000	Machiner for the preparation of fruits,nuts/vegetab, not electric operated	19,696	77,108	29,777	109,094
8438801100	Coffee pulpers, electrically operated	759	17,090	12,052	198,925
8438801200	Coffee pulpers, not electricallyoperated	249	683	900	1,272
8438809100	Oth coffee pulpers,electric operated	127,775	1,241,047	1,905,894	28,927,553
8438809200	Oth coffee pulpers,not electric operated	13,738	70,620	1,127,407	1,351,002
8438901100	Parts of goods of subheading 8438.30.10electrically operated	2,665	604,514	22,579	2,714,052
8438901200	Part of coffee pulper,electric operatedmachines	0	1,294	0	54,480
8438901900	Parts of oths goods of heading 84.38electrically operated	36,159	260,442	829,154	5,515,325
8438902100	Parts of goods of subheading 8438.30.20not electrically operated	2,034	142,470	23,213	382,661
8438902200	Part of coffee pulpers,non electricoperated machines	0	15	0	50
8438902900	Parts of oth goods of heading 84.38.20of coffee pulpers,not electric operated	3,345	159,750	64,603	1,312,503
8439100000	Machinery for making pulp of fibrouscellulosic material	180,806	350,877	1,344,711	4,035,472
8439200000	Machinery for making paper/paperboard	936,394	2,729,594	12,020,426	24,192,565
8439300000	Machinery for finishing paper/paperboard	233,421	769,742	1,984,553	8,700,596
8439911000	Part of machin for mak pulp of fibrouscellulosic material,electrically operat	19,001	1,224,366	697,261	8,817,900
8439912000	Part of machin for mak pulp of fibrouscellulosic material,not electric operat	51,685	248,802	480,954	2,359,335
8439991000	Parts for making/finishing paper/paperboard, electrically operated	417,892	2,032,368	4,686,304	39,505,917
8439992000	Parts for making/finishing paper/paperboard, not lectrically operated	2,779	28,774	58,282	657,383
8440101000	Book-binding mach, includ book-sewing,electrically operated	39,261	155,251	286,570	966,064
8440102000	Book-binding mach, includ book-sewing,not electrically operated	1,417	14,098	7,598	38,328
8440901000	Parts of book binding & sewing machineselectrically operated machines	801	5,820	57,370	191,961
8440902000	Parts of book binding & sewing machinesnot electrically operated machines	0	4,854	0	4,736
8441101000	Cutting machines, electrycally operated	821,124	2,110,821	6,386,211	17,281,615
8441102000	Cutting mach, not electrycally operated	28,064	134,254	49,544	323,118
8441201000	Machin for making bags,sacks/envelopeselectrically operated	63,147	190,726	869,771	1,834,951
8441202000	Machin for making bags,sacks/envelopesnot electrically operated	9,831	12,981	14,479	18,763
8441301000	Mach for mak cartons,boxes,cases,tubedrum/similar containers,electric operat	195,247	709,396	1,015,813	5,227,295
8441302000	Mach for making carton,boxes,cases,tubedrums/similar containers,not electric	0	2,360	0	7,840
8441401000	Machines for moulding articles in paperpulp,paper/paperboard,electri operat	108,729	492,410	1,225,074	4,454,024
8441402000	Machines for moulding articles in paperpulp, paper/paperboard, not electric	0	3,274	0	12,078
8441801000	Oth machinery for making up paper pulp,paper/paperboard,electrically operat	209,512	920,269	1,537,434	12,459,595
8441802000	Oth machinery for making up paper pulp,paper/paperboard,not electric operat	3,453	59,802	13,359	213,834
8441901000	Part of machin for mak up paper pulp,paper/paperboar,cutting mach,elec operat	246,986	579,405	1,750,245	6,508,427
8441902000	Parts of machin for mak up paper pulp,paper/paperboa,cutting mach,not elec op	12,744	236,910	153,747	2,660,434
8442301000	Machinery, apparatus and equipment,electrically operated	74,144	524,771	1,030,325	5,612,482
8442302000	Machinery, apparatus and equipment,not electrically operated	3,173	26,546	33,189	366,944
8442401000	Parts of electrically operated machin,apparatus/equipment	12,421	54,316	264,305	2,060,047
8442402000	Parts of the foregoing mach,apparatus/equipment,non electrically operated	1,982	8,494	77,868	312,640
8442500000	Plate,cyls&oth.print comp.plates,cyl &lithograph stones,prepared print purpose	102,284	494,019	1,059,282	5,755,848
8443110000	Print.mach.used for print by mean platescyl&oth print,offset print mach,ree fed	189,899	1,309,424	1,016,528	10,452,773
8443120000	Print.mach.use,print by mean plate cyl&oth print,offset print mach,sheetfed,off	28,100	96,590	28,450	110,606
8443130000	Oth offset printing machinery	857,296	2,381,926	18,644,004	53,035,067
8443140000	Letterpress printing mach, reel-fed,excluding flexographic printing	1,399	22,202	4,972	174,076
8443150000	Letterpress printing mach,oth than reelfed, excluding flexographic printing	83,418	415,494	117,066	810,603
8443160000	Flexographic printing machinery	14,084	360,120	112,644	3,256,295
8443170000	Gravure printing machinery	131,858	548,278	2,370,548	7,673,459
8443190000	Oth than gravure,flexografic,letterpress,oth offset printing mach	147,028	550,715	929,458	10,569,589
8443311010	Printer-copier,ink-jet,color,capable ofconnecting to a data machine/network	315,459	2,141,914	2,814,950	17,431,454
8443311090	Printer-copier,ink-jet proces,no color,capable of connect to data mach/network	19,666	87,300	98,515	435,617
8443312010	Printer-copier,laser proces,color,capable connect to data mach/network	15,110	50,014	416,227	1,841,878
8443312090	Printer-copier,laser proces,no color,capable connect to data mach/network	18,134	193,437	298,249	4,207,954
8443313010	Combination printer-copier-facs mach,color,connect to data mach/network	125,399	488,514	1,313,687	7,855,563
8443313090	Combination printer-copier-facs mach,no color,connect to data mach/network	57,716	152,513	1,298,234	3,015,989
8443319010	Oth mach which perform >= 2 functionof printing,copying/facsimile; color	80	104	489	2,312
8443319090	Oth mach which perform >= 2 function ofprinting,copying/facsimile,no color	27,306	394,943	809,578	5,099,867
8443321010	Dot matrix printer,color,capable ofconnect to data machine/network	2,600	5,006	50,000	259,148
8443321090	Dot matrix printer,no color,capable ofconnect to data machine/network	163,042	652,006	4,753,169	17,737,500
8443322010	Ink-jet printer,color,capable ofconnect to a data machine/network	797,846	3,343,431	7,014,099	29,403,698
8443322090	Ink-jet printer,no color,capable ofconnect to a data machine/network	14,253	85,758	380,121	2,799,968

I.3. IMPOR MENURUT KOMODITI / IMPORT BY HS COMMODITY
 *** JUNI / JUNE 2010 ***

HS	Uraian Komoditi Commodity Description	Berat Bersih / Net Weight (Kg)		Nilai / Value C.I.F (US\$)	
		Bulan ini Current Month	Kumulatif Cum.Jan. to date	Bulan ini Current Month	Kumulatif Cum.Jan. to date
8443323010	Laser printer,color,capable of connectto a data machine/network	22,420	154,790	383,240	2,990,748
8443323090	Laser printer,no color,capable ofconnect to a data machine/network	121,005	313,255	1,588,102	4,601,386
8443324090	Facsimile machine,no color,capable ofconnect to a data machine/network	2,465	14,012	83,860	371,947
8443325010	Mach of screen print machinery,color,capable of connect to data mach/network	0	1	0	503
8443325090	Mach of screen print machinery,no color,capable of connect to data mach/netwoc	156	2,522	3,500	126,000
8443329010	Mach of oth material,color,capable ofconnect to data machine/network	7,124	18,934	145,568	291,959
8443329090	Mach of oth material,no color,capableof connect to data machine/network	1,139	17,421	120,983	459,623
8443391100	Electrostatic photocopy apparatus,directprocess, color	25	480	1,255	114,681
8443391900	Electrostatic photocopy apparatus,directprocess, no color	367,208	2,213,297	603,706	3,566,649
8443392010	Electrostatic photocopy apparatus,in-direct process,color	0	5,535	0	182,721
8443392090	Electrostatic photocopy apparatus,in-direct process,no color	79,896	249,367	750,433	2,564,494
8443393090	Oth photocopy apparatus incorporating,optical system,no color	2,344	13,733	82,256	408,264
8443394090	Ink-jet printer,no color,not capableof connect to data machine/network	0	228	0	4,783
8443399090	Oth print mach,no color,not capable ofconnect to data machine/network	1	146	7	11,087
8443910000	Part & accessori of print machinery usedfor print by component of head 84.42	1,219,021	5,939,978	49,674,874	248,264,847
8443991000	Part & accessori of screen print machi-nery for manufact of print circuit board	8,187	43,450	594,600	2,749,953
8443992000	Ink-filled printer cartridges	209,190	886,294	5,734,181	19,412,832
8443993000	Paper feeders and sorters	243	4,530	1,540	30,575
8443999000	Oth part & accessori of screen printingmachinery	149,536	1,103,839	5,930,062	37,138,786
8444100000	Mach for extrude,texture/cut man-madetextile material,electric operate	93,947	288,515	771,946	2,711,100
8444200000	Mach for extrude,texture/cut man-madetextile material,not electric operate	0	6,686	0	51,255
8445111000	Carding machines,electrically operated	205,577	1,020,263	1,198,138	4,064,924
8445112000	Carding machines,not electricallyoperated	0	5,673	0	114,827
8445121000	Combing machines, electrically operated	0	350,991	0	1,510,086
8445131000	Drawing/roving machines,electricallyoperated	70,971	439,941	846,088	3,287,213
8445132000	Drawing/roving machines,not electrically operated	0	5,838	0	109,500
8445191000	Other machines for preparing textilefibres; electrically operated	47,279	586,641	478,056	5,998,076
8445192000	Other machines for preparing textilefibres; not electrically operated	0	1,168	0	42,750
8445201000	Textile spinning machines;electrically operated	297,519	2,162,765	1,838,670	10,113,822
8445202000	Textile spinning machines;not electrically operated	0	88,459	0	610,412
8445301000	Textile doubling/twisting machines;electrically operated	83,102	368,403	272,200	1,395,749
8445302000	Textile doubling/twisting machines;not electrically operated	0	170	0	4,327
8445401000	Textile winding(including weft-winding)or reeling machin,electrically operated	101,615	842,816	1,774,052	6,304,291
8445402000	Textile winding(including weft-winding)or reeling machin,notelectric operated	3,030	39,804	98,722	623,792
8445901000	Oth machinery for preparing textile,electrically operated	35,719	150,666	349,312	1,616,083
8445902000	Oth machinery for preparing textile,not electrically operated	0	948	0	116,720
8446101000	Machines for weaving fabrics of a width<= 30 cm, electric operated	5,600	475,066	41,600	2,204,441
8446210000	Machine for weaving fabrics of a width> 30 cm, Power looms, shuttle type	541,813	1,247,475	3,226,685	5,541,703
8446290000	Machine for weaving fabrics of a width>30 cm, Oth than Pwr looms,shuttle type	310,959	3,833,131	2,592,338	23,315,071
8446300000	Machine for weaving fabrics of a width> 30 cm, shuttleless type	441,849	1,959,513	3,915,704	16,372,060
8447111000	Circular knitting mach,cylinder diamtr<= 165 mm, electrically operated	25,651	218,013	282,100	2,984,426
8447112000	Circular knitting mach,cylinder diamtr<= 165 mm,not electrically operated	0	16,800	0	158,760
8447121000	Circular knitting mach,cylinder diamtr>165 mm, electrically operated	164,295	671,387	991,382	4,371,896
8447201000	Flat knitting & stitch bonding machine,electrically operated	66,580	396,659	1,038,763	8,437,972
8447202000	Flat knitting & stitch bonding machine,not electrically operated	6,866	32,688	20,224	135,570
8447901000	Machines for making gimped yarn,tulle,lace&mach for tufting,electric operated	331,231	1,699,122	1,656,163	8,633,756
8447902000	Machines for making gimped yarn,tulle,lace&mach for tufting,not elec operated	11,487	67,051	32,255	245,862
8448111000	Dobbies & jacquards, card reducing,electrically operated	37,435	171,697	492,114	1,631,779
8448112000	Dobbies & jacquards, card reducing, notelectrically operated	3,437	12,595	19,736	291,939
8448191000	Oth auxiliary machin for mach of heading84.44, 84.45, 84.46, 84.47, electric	17,754	148,383	256,698	1,763,068
8448192000	Oth auxiliary machin for mach of heading8444, 8445, 8446, 84.47, not electric	0	3,120	0	31,369
8448200000	Parts&accessories of mach of heading84.44/their auxiliary machinery	43,255	446,882	870,983	5,093,390
8448310000	Card clothing of mach of heading 84.45	16,414	152,005	196,726	1,305,290
8448320000	Parts&accessories of mach for preparingtextile fibres,other than card clothing	12,627	92,347	259,781	1,701,183
8448330000	Spindles, spindle flyers,spinning rings,and ring travellers of mach 84.45	24,705	111,744	837,605	3,104,556
8448390000	Other parts & accessories of mach ofhead 84.45/their auxiliary machinery	227,118	1,303,402	4,176,101	14,410,546
8448420000	Reeds for looms, healds & heald-framesfor weaving machines	7,643	138,523	215,567	1,744,515
8448491100	Shuttles, for electrtrically operatedweaving machine	3,916	26,525	53,684	270,035
8448491900	Oth parts & acces, for elect operatedweaving machine	67,431	336,914	675,960	4,007,077
8448492000	Parts & acces, for non electricallyoperated weaving machine	3,926	42,232	110,398	406,554
8448510000	Sinkers, needles&other articles used informing stitches	9,203	102,374	680,778	5,313,633
8448590000	Othe parts&accessories of mach ofhead 8447/their auxiliary machinery	36,730	263,749	297,645	1,750,978
8449001000	Mach for the manufacture/finishing offelt/nonwovens,electrically operated	74,916	90,233	483,282	1,027,408
8449002000	Mach for the manufacture/finishing offelt/nonwovens, not elect operated	6,452	6,488	47,020	51,672
8450111000	Household/laundry-type washing machin;fully-automatic mach;capacity <= 6 kg	134,604	645,376	569,803	2,707,898
8450119000	Household/laundry-type wash mach;fully-automatic machine;capacity > 6 kg	863,901	5,267,003	3,596,156	21,511,559
8450120010	Household/laundry-type wash mach;built-in centrifugal drier,capacity <= 6 kg	103,695	511,549	436,761	2,219,426
8450120020	Household/laundry-type wash mach;built-in centrifugal drier,capacity > 6 kg	828,349	4,340,292	2,511,857	13,044,686
8450190010	Other household/laundry-type wash mach;dry linen capacity <= 6 kg	0	6,419	0	20,238
8450190020	Other household/laundry-type wash mach;dry linen capacity > 6 kg	23,481	90,681	56,064	291,292
8450200000	Household/laundry-type washing mach;a dry linen capacity >10 kg	195,635	743,619	969,498	3,784,596
8450901000	Parts of goods of subheading 8450.20	555	27,233	10,161	73,002
8450902000	Parts of goods of subheading 8450.11,8450.12 or 8450.19	294,438	1,720,382	934,346	5,590,316
8451100000	Dry-cleaning machines	2,104	144,349	17,886	855,065
8451210000	Drying machines,each of a dry linencapacity not exceeding 10 kg	15,824	77,362	77,336	371,928
8451290000	Drying machines,each of a dry linencapacity exceeding 10 kg	208,911	783,631	848,778	3,550,688
8451300000	Ironing machines and presses(including fusing presses)	34,136	216,169	355,795	1,882,536
8451400000	Washing, bleaching or dyeing machines	251,793	1,130,402	1,398,489	9,751,229

I.3. IMPOR MENURUT KOMODITI / IMPORT BY HS COMMODITY
 *** JUNI / JUNE 2010 ***

HS	Uraian Komoditi Commodity Description	Berat Bersih / Net Weight (Kg)		Nilai / Value C.I.F (US\$)	
		Bulan ini Current Month	Kumulatif Cum.Jan. to date	Bulan ini Current Month	Kumulatif Cum.Jan. to date
8451500000	Mach. for reeling,unreeling,folding,cutting/pinking textile fabrics	35,545	144,538	425,536	1,267,902
8451801000	Other machinery exclude machines of hd84.50; for domestic use	3,249	5,879	26,113	99,882
8451809000	Other machinery exclude machines of hd84.50; not for domestic use	181,419	951,580	2,332,897	10,081,167
8451901000	Parts of machines or dry linen capacityno exceeding 10 kg	5,997	8,735	31,820	66,930
8451909000	Parts of oth machines of heading 8451	50,674	340,220	604,704	3,571,424
8452100000	Sewing machines of the householdtype	97,157	718,885	261,687	1,835,528
8452210000	Oth sewing machines, automatic units	254,006	1,015,274	2,293,087	9,684,906
8452290000	Oth sewing machines, not automatic units	257,124	1,218,348	2,025,941	9,613,372
8452300000	Sewing machine needles	43,708	209,459	314,746	1,012,263
8452400000	Furniture, bases and covers for sewingmachines and parts thereof	5,816	116,818	12,452	362,673
8452901100	Arms,beds,stands,flywheel,belt guard;treadles/pedals of subhead 8452.10	38,528	96,984	83,663	326,277
8452901900	Oth part of sewing mach of machinery ofsubheading 8452.10	21,389	113,906	110,381	799,725
8452909010	Arms beds,foot & pedals of mach excludesubheading 8452.10	33,747	137,263	43,847	163,605
8452909090	Other parts of sewing mach of machineryexclude subheading 8452.10	176,356	936,362	538,571	2,977,777
8453101000	Machinery for prepare,tanning/work hides, skins/leather, elect operated	79,920	322,871	529,664	1,947,125
8453201000	Machinery for making/repairingfootwear, electrically operated	201,816	574,601	850,343	3,171,747
8453202000	Machinery for making/repairingfootwear, not electrically operated	22,343	96,531	394,153	903,557
8453801000	Mach for make/repair other articles ofhides,skins,not sewing machine,electric	103,105	738,834	1,177,032	5,649,473
8453802000	Mach for make/repair other articles ofhides,skins,not sewing machin,not elect	6,480	44,673	25,004	372,861
8453900000	Parts of goods of heading 84.53	23,536	204,360	176,145	2,052,638
8454100000	Converters	3,424	14,515	135,152	409,079
8454200000	Ingot moulds and ladles	39,290	295,542	899,608	4,414,310
8454300000	Casting machines	141,369	1,183,228	1,780,804	11,427,992
8454900000	Parts of goods of heading 84.54	155,294	1,041,557	1,650,237	7,349,273
8455100000	Tube mills	0	35,641	0	270,415
8455210000	Oth Rolling mills, hot or combination hocold	1,060	115,455	8,330	345,736
8455220000	Oth Rolling mills, cold	45,317	133,590	156,618	433,008
8455300000	Rolls for rolling mills	543,107	1,926,363	1,928,565	7,558,349
8455900000	Other parts of metal-rolling millsand rolls therefor.	462,747	1,599,104	1,084,244	4,499,034
8456100000	Machines tool for work any material byremoval material,operat by laser/photon	18,347	78,122	502,144	2,113,363
8456200000	Machines tool for work any material byremoval material,operat by ultrasonic	887	15,606	55,314	465,065
8456300000	Machines tool for work any material byremoval material,electro-discharge	51,661	147,580	509,458	1,487,830
8456901000	Mach tool for mnfact of printed circuit,numerical control,by plasma arc process	0	12,643	0	189,893
8456902000	Wet proces equip for the applicationby immersionof electrochemical solutions	0	3,862	0	46,737
8456909000	Oth mach tool for work any material byother operating processes	38,874	202,883	688,300	3,723,711
8457100000	Machining centres	138,889	1,343,823	1,625,793	15,659,552
8457200000	Unit construction machines(single-station)	19,020	150,207	29,386	267,146
8457300000	Multi-station transfer machines	9,594	24,508	124,857	1,033,247
8458110000	Horizontal lathes, numericallycontrolled	104,233	742,586	1,220,288	10,564,320
8458190000	Horizontal lathes,not numericallycontrolled	165,255	1,097,124	1,007,533	5,485,794
8458910000	Other lathes,numerically controlled	49,867	191,829	456,233	1,699,263
8458990000	Other lathes,not numerically controlled	208,242	1,760,396	1,166,765	9,950,064
8459101000	Way-type unit head machineselectrically operated	43,788	475,980	237,178	5,556,393
8459102000	Way-type unit head machines, notelectrically operated	0	20,168	0	22,713
8459210000	Dilling machines, numericallycontrolled	32,021	275,730	797,439	5,858,268
8459291000	Dilling machines, electrically operated	75,378	469,887	170,561	1,684,252
8459292000	Dilling machines, not electricallyoperated	3,454	88,409	16,059	283,988
8459310000	Boring-milling machines, numericallycontrolled	0	50,475	0	1,457,637
8459391000	Oth boring-milling machines, electricalloperated	71,104	187,821	277,004	954,366
8459392000	Oth boring-milling machines, notelectrically operated	4,538	24,939	1,626	84,906
8459401000	Oth boring machines, electricallyoperated	111,290	352,582	353,697	2,116,822
8459402000	Oth boring machines, not electricallyoperated	45,641	110,730	163,811	968,317
8459510000	Milling machines, knee-type,numerically controlled	0	13,738	0	35,664
8459591000	Oth milling machines, knee-type,electrically operated	1,115	26,032	2,851	58,914
8459592000	Oth milling machines, knee-type, notelectrically operated	0	4,565	0	12,752
8459610000	Other milling machines, numericallycontrolled	9,500	17,369	104,812	158,294
8459691000	Other milling machines, not nmrclycontrolled, electrically operated	110,281	597,275	335,088	1,957,484
8459692000	Other milling machines, not nmrclycontrolled, not electrically operated	0	129,826	0	500,673
8459701000	Threading/tapping machines,electrically operated	23,789	446,483	70,313	8,366,740
8459702000	Threading/tapping machines, notelectrically operated	680	19,052	18,780	438,800
8460110000	Flat-surface grinding mach,an accuracyof at least 0.01 mm,numeric controlled	144,648	203,050	2,857,728	3,806,751
8460191000	Oth flat-surface grinding mach, accuracyof at least 0.01 mm, electric operated	45,965	256,205	502,322	2,804,903
8460192000	Oth flat-surface grinding mach, accuracyof at least 0.01 mm, not elect operated	2,543	14,234	113,944	190,697
8460210000	Other grinding mach,an accuracy of atleast 0.01 mm,numerically controlled	17	115,286	4,814	2,739,678
8460291000	Other grinding mach,an accuracy of atleast 0.01 mm, electrically operated	277,624	477,002	414,210	2,756,511
8460292000	Other grinding mach,an accuracy of atleast 0.01 mm, not electric operated	26,908	68,463	124,383	296,391
8460311000	Machine tools, numeric controlled, forsharpen carbide diamet <= 3.175 mm	44,046	68,950	1,111,235	1,820,002
8460319000	Oth sharpening (tool/cutter grinding)machines,numerically controlled	666	15,034	34,569	160,848
8460391000	Oth sharpening (tool/cutter grinding)machines, electrically operated	214,386	286,097	493,179	793,023
8460392000	Oth sharpening (tool/cutter grinding)machines, not electrically operated	45	34,017	260	69,850
8460401000	Honing/lapping mach,electricallyoperated	14,753	117,942	56,858	349,999
8460402000	Honing/lapping mach, not electricallyoperated	2	2,075	505	25,106
8460901000	Oth mach-tools for deburring,abrasives/polishing products, electric operat	22,631	141,975	125,859	1,990,772
8460902000	Oth mach-tools for deburring,abrasives/polishing products,not electric operat	1,157	15,724	45,535	206,765
8461201000	Shaping/slotting machines,electricallyoperated	57,361	238,204	1,999,945	4,081,968
8461202000	Shaping/slotting mach,not electricallyoperated	2,513	19,890	26,556	177,556
8461301000	Broaching mach,electrically operated	12,738	37,198	303,020	799,136
8461401000	Gear cutting,gear grinding/gearfinishing mach, electric operated	26,154	114,969	529,054	2,313,782

I.3. IMPOR MENURUT KOMODITI / IMPORT BY HS COMMODITY
 *** JUNI / JUNE 2010 ***

HS	Uraian Komoditi Commodity Description	Berat Bersih / Net Weight (Kg)		Nilai / Value C.I.F (US\$)	
		Bulan ini Current Month	Kumulatif Cum.Jan. to date	Bulan ini Current Month	Kumulatif Cum.Jan. to date
8461402000	Gear cutting,gear grinding/gearfinishing mach, not electric operated	28	9,193	78	9,564
8461501000	Sawing/cutting-off machines,electrically operated	123,489	749,035	526,437	7,194,011
8461502000	Sawing/cutting-off machines, notelectrically operated	31,625	99,511	158,831	399,168
8461901000	Oth mach-tool for planing/shaping/slottiby cermets, electrically operated	50,899	277,006	453,613	2,665,645
8461909000	Oth mach-tool for planing/shaping/slottiby cermets, not electrically operated	3,861	67,974	13,844	156,364
8462101000	Forging/die-stamping machines(including pres) & hammers, electric	1,291,360	4,502,285	6,340,845	23,464,898
8462102000	Forging/die-stamping machines(includ pres)&hammers,not electric	21,722	133,712	79,110	1,345,155
8462210000	Bend,fold,straighthen/flattening machine(includ pres),numeric control	59,496	346,817	732,084	2,888,602
8462291000	Bend,fold,straighthen/flattening machine(includ pres),not nmrc control,elect	270,159	1,457,455	1,232,843	6,586,104
8462292000	Bend,fold,straighthen/flattening machine(incl pres), not nmrc control,not elect	11,618	220,176	72,542	636,725
8462310000	Shearing machine (incl press),oth thancombine punching mach,numeric control	23,802	144,918	118,890	642,224
8462391000	Shearing machine (incl press),oth thanbine punching mach,not nmrc cntrl,elect	151,953	959,114	355,198	4,308,556
8462392000	Shearing mach (incl press),oth than binepunch mach, not nmrc control,not elect	10,507	124,227	19,351	262,340
8462410000	Punching/notching mach,incl comb punch &shearing mach,numeric control	12,902	192,336	28,301	5,040,535
8462491000	Punching/notching mach,incl comb punch &shearing mach,not numeric control,elec	61,610	302,384	819,948	4,131,890
8462492000	Punching/notching mach,incl comb punch &shear mach,not numric cntrl,not elec	617	8,736	13,457	48,312
8462910000	Hydraulic presses	227,157	1,275,960	2,784,418	8,144,265
8462991000	Mach for manufac of boxes,cans& similar contain of tin plate, electr.	128,864	228,015	2,530,541	3,199,928
8462992000	Mach for manufac of boxes,canscontain tin plate,not elect. operated	1,460	28,972	233,842	928,586
8462995000	Oth machine for working metal byforging,hamming,electric operated	276,515	1,505,757	3,583,565	7,892,388
8462996000	Oth machine for working metal byforging,hamming,not electric operated	3	72,730	3,139	199,484
8463101000	Draw-benches for bars,tube,profile,wire,or the like, electrically operated	73,233	467,654	418,899	2,196,876
8463102000	Draw-benches for bars,tube,profile,wire,or the like, not electrically operated	71,186	295,476	591,034	1,417,117
8463201000	Thread rolling machines, electricallyoperated	3,990	107,473	108,419	1,224,888
8463301000	Machines for working wire,electricallyoperated	138,439	497,089	659,983	2,946,590
8463302000	Machines for working wire, notelectrically operated	784	22,285	42,900	101,190
8463901000	Oth mach tool for work metal/cermets,without remove material,elect operated	94,234	550,001	291,932	3,624,038
8463902000	Oth mach tool for work metal/cermets,without remove material,not elect oper	14,763	64,905	35,619	458,566
8464101000	Sawing mach for working stone,ceramics electrically operated	375	235,690	1,327	1,537,276
8464102000	Sawing mach for working stone,ceramicsnot electrically operated	263	1,644	7,260	8,814
8464201000	Grinding/polishing machines,electrically operated	51,510	217,680	371,015	1,306,387
8464202000	Grinding/polishing machines,not electrically operated	0	21,961	0	98,879
8464901000	Oth mach tool for work stone,ceramics/like mineral material,elect operated	179,484	1,219,353	1,119,269	4,952,764
8464902000	Oth mach tool for work stone,ceramics/like mineral material,not elect operate	112,178	288,564	207,846	663,706
8465100000	Mach, can carryout different type byopera-tion without tool charge for such operat	109,491	337,249	1,756,652	3,227,608
8465911000	Sawing machines for scoring PCB/PWB's electrically operated	636	2,390	22,399	97,581
8465912000	Other sawing mach for scoring PCB/PWB's, electrically operated	123,085	616,884	610,889	2,123,313
8465919000	Other sawing mach for scoring PCB/PWB's, not electrically operated	53,339	143,990	275,272	1,074,080
8465921000	Mach tools for routing PCB/PWB'ssubstrates,shank dmtr <=3.175 mm	1,007	1,237	11,118	13,970
8465922000	Oth planing,milling/moulding (bycutting) mach,electrically operated	96,399	517,231	304,468	2,492,996
8465929000	Oth planing,milling/moulding (bycutting)machines,not electric operated	11,318	126,849	18,600	1,296,865
8465931000	Grinding, sanding/polishing machines,electrically operated	105,647	611,541	725,110	2,775,999
8465932000	Grinding, sanding/polishing machines,not electrically operated	14,510	30,747	92,890	177,757
8465941000	Bending/assembling machines,electrically operated	54,702	130,498	323,134	1,062,693
8465942000	Bending/assembling machines, notelectrically operated	0	5,567	0	112,951
8465951000	Drilling mach for manufac PCB/PWB's,with a spindle speed > 50.000 rpm	4,345	76,260	2,873	871,318
8465953000	Other drilling/morticing machines,electrically operated	84,701	374,156	156,016	803,600
8465959000	Other drilling/morticing machines, notelectrically operated	3,080	75,273	8,870	143,416
8465961000	Splitting, slicing/paring machines,electrically operated	62,752	406,710	300,816	3,009,768
8465962000	Splitting, slicing/paring machines,not electrically operated	0	130	0	650
8465993000	Lathes, electrically operated	15,864	92,688	69,018	661,536
8465994000	Lathes, not electrically operated	2,484	18,958	2,400	29,325
8465995000	Oth mach for deburring surfaces of PCB/PWB's, for scoring laminati presses	1,570	77,179	12,725	307,473
8465996000	Other mach-tools for nailing,stapling,glueing/otherwise assemb,electric	214,314	492,375	1,062,235	2,083,431
8465999000	Other mach-tools for nailing,stapling,glueing/otherwise assemb,not electric	44,046	500,121	234,401	3,677,996
8466101000	Tool hold.self-open dieheads for 8456.908460.31,8465.91,8465.92,8465.95,8465.	2,090	60,026	183,483	1,206,173
8466109000	Other tool holders & self-openingdieheads	9,099	335,009	484,271	5,054,413
8466201000	Work holders for sub 8456.99, 8460.31,8465.91, 8465.92, 8465.95, 8465.99	11,007	14,865	51,289	187,130
8466209000	Work holders for other machine	286,800	355,253	422,972	2,854,318
8466301000	Dividing head,special attach for 8456.908460.31,8465.91,8465.92,8465.95&8465.	5,032	5,844	31,791	42,151
8466309000	Dividing heads & other specialattachments for oth machine-tools	6,158	83,136	173,990	2,225,950
8466910000	Parts&aces suitable for machine ofheading 84.64	204,951	1,219,497	1,005,400	2,581,908
8466921000	Parts&aces suitable for mach subhead8465.92.10, 8465.95.10, 8465.99.50	12,658	27,923	56,276	246,533
8466929000	Parts & acces suitable for mach ofother subheading 84.65	57,110	314,820	769,087	3,561,953
8466932000	Parts&aces suitable for mach subhead8456.90.10,8456.90.20,8460.31.10	324	14,890	2,309	236,269
8466939000	Parts&aces suitable for mach ofother headings 84.56 to 84.61	52,038	434,453	1,001,730	9,734,288
8466940000	Parts & acces suitable for machineother headings 84.62 or 84.63	292,088	1,053,093	2,415,861	10,608,177
8467110000	Tool for work in the hand,pneumatic,rotary type (incl rotary percussion)	10,462	82,624	564,819	2,378,748
8467190000	Tool for working in the hand,pneumatic,in other type	27,338	161,677	350,672	1,142,169
8467210000	Drills of all kinds with selfcontained electric motor	258,661	855,279	925,129	2,890,944
8467220000	Saws with self containedelectric motor	65,737	165,700	381,557	855,290
8467290000	Oth tool for working in the hand,with self-contained electric motor	730,363	2,730,910	2,708,387	9,080,895
8467810000	Chain saws	210,158	708,838	726,791	3,587,476
8467890000	Oth tool for working in the hand	140,778	828,744	1,269,558	7,558,532
8467911000	Part of chain saw,of elect-mechanic forwork in hand,self-cont. electric motor	31,965	42,169	75,042	95,282
8467919000	Part of other chain saw	136,270	396,355	489,380	1,420,924
8467920000	Parts of pneumatic tools	17,279	61,357	55,656	562,607
8467991000	Part of tool of subhead 8467.21, 8467.22or 8467.29	37,583	145,087	183,861	614,151

I.3. IMPOR MENURUT KOMODITI / IMPORT BY HS COMMODITY
 *** JUNI / JUNE 2010 ***

H S	Uraian Komoditi Commodity Description	Berat Bersih / Net Weight (Kg)		Nilai / Value C.I.F (US\$)	
		Bulan ini Current Month	Kumulatif Cum.Jan. to date	Bulan ini Current Month	Kumulatif Cum.Jan. to date
8467999000	Part of tool of of oth heading 8467	95,010	459,077	297,149	1,581,498
8468100000	Hand-held blow pipes	16,909	26,687	43,934	82,641
8468201000	Hand-operated gas welding, brazing/cutting appliances for metal	21,544	159,352	96,689	590,878
8468209000	Other gas-operated machinery & apparatus	22,062	184,153	266,481	3,793,199
8468800000	Other machinery and apparatus for soldering, brazing/welding	124,739	510,714	1,363,364	3,605,491
8468901100	Parts of goods of subheading 8468.10	2,940	25,617	13,376	97,083
8468901200	Parts of goods of subheading 8468.20.10	506	50,970	3,839	409,201
8468909000	Parts of other Heading 8468	47,536	236,208	280,765	1,854,498
8469001000	Word-processing machines	262	216,394	684	9,928,107
8469009010	Automatic typewriters	2,952	19,616	38,864	232,906
8469009090	Other typewrites	27,189	129,506	51,152	1,097,273
8470100000	Electronic calculators, cpble of operatiwithout an extnl source electric power	30,565	259,145	160,865	2,987,425
8470210000	Electronic calculating machines incorporating a printing device	305	3,989	5,542	122,535
8470290000	Other electronic calculating machines	12,381	87,953	131,765	1,001,839
8470300000	Other calculating machines	173,762	1,049,141	778,344	4,016,415
8470500000	Cash registers	55,027	191,121	1,949,450	7,551,296
8470901000	Postage-franking machines	2,500	9,204	216,182	816,747
8470902000	Accounting machines	0	902	0	22,576
8470909000	Machines for pocket-size data record, reproduc, display mach with calculat	1,309	32,805	16,031	366,690
8471301000	Handheld computer incl palmtop & PDAs	651	4,823	73,548	1,138,648
8471302000	Laptop incl notebooks	705,438	4,823,180	57,212,475	431,535,162
8471309000	Oth portable digital automatic dataproc mach, weigh not more than 10 kg	215,351	1,074,761	858,987	5,288,609
8471411000	Personal computers excl 8471.30 with at least a CPU and an input/output	37,737	701,889	1,193,914	8,432,453
8471419000	Oth automatic data processing machines with at least a CPU and an input/output	118,135	417,432	3,991,212	17,595,901
8471491000	Personal computers excl 8471.30 presented in form of systems	342,014	1,303,104	12,307,947	47,415,161
8471499000	Oth automatic data processing machines presented in form of systems	102,940	423,457	3,179,175	17,601,735
8471501000	Processing units for personal computer other of subhd 8471.41 or 8471.49	221,391	1,014,555	7,478,210	49,018,642
8471509000	Oth Processing units other of subhd 8471.41 or 8471.49	322,163	1,328,926	8,652,708	35,421,223
8471603000	Computer keyboards	145,615	780,219	704,589	3,830,727
8471604000	X-y coordinate input devices, including mouse, light pens, joystick, track balls	231,669	1,098,993	1,340,582	8,761,520
8471605000	Plotters whether input/output units of heading 84.71 or of heading 90.17	4,459	19,781	36,417	648,132
8471609000	Other input/output units, whether/not contain storg units the same housing	548,661	1,876,716	2,739,262	12,862,314
8471701000	Floppy disk drives	11,295	27,876	57,159	191,034
8471702000	Hard disk drives	373,560	1,795,535	5,880,877	21,545,586
8471703000	Tape drives	1,580	11,494	179,223	1,644,404
8471704000	Optical disk drives, including cd-rom drives, dvd drives & cd-r drives	183,171	1,160,900	4,151,715	21,457,981
8471705000	Proprietary format storage device incl me-dia therefor f automat. dt proc. mach	5,027	67,998	383,501	8,964,032
8471709100	Backup management systems	692	19,312	56,162	2,437,214
8471709900	Other storage units of automatic data processing machine	77,605	449,288	1,646,949	12,295,770
8471801000	Control and adaptor units	96,674	344,331	1,202,002	3,739,987
8471807000	Sound card and video card	30,466	168,917	361,360	1,844,590
8471809000	Other units of automatic data processing machines	347,676	1,643,327	4,484,982	25,331,206
8471901000	Bar code readers	5,513	27,928	82,569	418,321
8471902000	Optical character readers, document/image scanners	119,129	398,553	4,612,690	12,057,977
8471909000	Other units automatic data processing machines	150,660	1,398,931	2,917,909	27,162,902
8472101000	Duplicating machines, electrically operated	203	14,594	2,837	49,977
8472102000	Duplicating machines, not electrically operated	67	278	12,721	23,620
8472301000	Machin for sorting/folding mail/for inserting mail in envelopes, electric	0	492	0	61,840
8472302000	Machin for sorting/folding mail/for inserting mail in envelopes, not elect.	864	2,528	45,161	65,928
8472901000	Automatic teller machines	432,463	1,444,467	5,292,146	18,118,383
8472902000	Electronic fingerprint identification system	7,258	58,450	106,844	727,369
8472903000	Other office machines, electrically operated	80,410	313,513	792,895	3,617,810
8472909000	Other office machines, not electrically operated	7,767	101,848	34,989	552,550
8473101000	Printed circuit assemblies for word-processing	18	2,702	117	204,815
8473109000	Other parts & access of the mach of heading 84.69	10,059	105,854	707,795	4,975,203
8473210000	Parts & access electronic calculating mach sub 8470.10, 8470.21/8470.29	738	11,465	25,166	279,405
8473290000	Parts & access of other machines of heading 84.70	9,494	59,186	204,605	2,608,817
8473301000	Assembled printed circuit boards for machines of heading 84.71	663,362	2,234,412	12,623,913	51,151,765
8473309000	Parts & access of other machines of heading 84.71	1,046,198	7,147,369	28,884,214	189,628,236
8473401100	Parts including printed circuit assembly for machines of heading 84.72	53	3,469	7,561	536,403
8473401900	Other parts & accessories of the mach of heading 84.72, for electric operate	4,167	213,495	141,137	1,065,873
8473402000	Other parts & accessories of the mach heading 84.72, for non electric operate	19	2,760	232	179,076
8473501100	Parts & accessories suitable for use with mach of heading 84.71, electric	38,686	364,459	402,819	19,232,261
8473501900	Parts & accessories suitable for use with mach head 84.69 & 84.72, electric	22,269	174,978	113,319	692,592
8473502000	Part & acces suitable for use with mach of heading 84.69-84.72, non-electric	72	218	2,211	34,674
8474101000	Sorting, screening, separating/washing machines, electrically operated	342,529	1,354,721	1,567,851	12,312,107
8474102000	Sorting, screening, separating/washing machines, not electrically operated	18,848	244,255	285,502	1,196,731
8474201100	Crushing/grinding machines for stone electrically operated	1,664,990	6,298,076	12,060,102	25,494,484
8474201900	Crushing/grinding mach for earth, oresoth mineral substances, electric operat	241,866	3,764,025	1,695,070	16,991,371
8474202100	Crushing/grinding mach for stone notelectrically operated	77,414	183,326	173,527	533,412
8474202900	Crushing/grinding mach for earth, oresoth mineral substances, not electric	4,701	715,898	17,400	2,679,558
8474311000	Concrete/mortar mixers, electrically operated	197,917	523,358	857,690	2,492,850
8474312000	Concrete/mortar mixers, notelectrically operated	15,591	66,651	100,177	380,544
8474321000	Mach for mixing mineral substances with bitumen, electrically operated	140,318	1,455,868	361,125	3,319,956
8474322000	Mach for mixing mineral substances with bitumen, not electrically operated	244	4,910	9,030	44,018
8474391000	Other mixing/kneading machines electrically operated	148,713	1,135,636	1,371,083	8,115,446
8474392000	Other mixing/kneading machines notelectrically operated	0	32,738	0	148,464
8474801000	Mach for agglomerating, shaping/mauld solid mineral fuels, electric operat	239,713	3,061,551	1,138,335	26,510,434

I.3. IMPOR MENURUT KOMODITI / IMPORT BY HS COMMODITY
 *** JUNI / JUNE 2010 ***

HS	Uraian Komoditi Commodity Description	Berat Bersih / Net Weight (Kg)		Nilai / Value C.I.F (US\$)	
		Bulan ini Current Month	Kumulatif Cum.Jan. to date	Bulan ini Current Month	Kumulatif Cum.Jan. to date
8474802000	Mach for agglomerating,shaping/mouldsolid mineral fuels,not elect. operat	5,798	68,071	152,679	354,421
8474901000	Parts of mach for heading 8474.10 to8474.80 of electric operated machines	635,004	5,278,887	3,591,110	32,293,221
8474902000	Parts of mach for heading 8474.10 to8474.80 of not electric operat mach	46,561	661,976	198,880	6,241,838
8475101000	Mach for assembl electric/electronicclamps tubes/valves,electric operat	42,269	170,628	820,973	1,494,198
8475102000	Mach for assembl electric/electronicclamps tubes/valves,not elect. operated	1,964	25,735	119,952	242,850
8475290000	Other machines for manufacturing/hot working glass/glassware	32,099	127,717	1,996,981	3,437,870
8475901000	Parts of machine for heading 8475.10to 8475.29 of electric operated machin	13,503	84,088	704,879	3,392,354
8475902000	Parts of machine for heading 8475.10to8475.29 of not elect. operated mach	171	608	2,636	44,171
8476290000	Other automatic beverage-vendingmachines	35,633	182,359	265,915	1,201,372
8476890000	Other automatic goods-vendingmachines	2,250	8,359	64,161	80,469
8476901000	Parts of automatic goods-vend machincorpor heating/refriger,elect.operat	85,783	658,989	1,584,982	9,110,791
8476909000	Parts of automatic goods-vendingmach	72,666	159,325	1,215,079	2,495,443
8477101000	Injection-moulding machines formoulding rubber	1,778,382	6,860,316	8,140,177	44,447,247
8477103100	P.v.c. injection moulding machine	677,928	4,521,765	2,381,355	15,803,504
8477103900	Other injection-moulding machinesfor moulding plastics	26,905	894,703	300,233	7,502,351
8477201000	Extruders for extruding rubber	679	305,673	9,353	4,739,416
8477202000	Extruders for extruding plastics	350,311	1,638,850	4,044,366	18,209,159
8477300000	Blow moulding machines	152,556	1,143,992	1,310,949	24,765,727
8477401000	Vacuum moulding & other thermo formingfor moulding/forming rubber	30,364	519,107	150,596	5,043,388
8477402000	Vacuum moulding & other thermo formingfor moulding/forming plastics	84,580	682,078	993,557	9,387,073
8477510000	Mach for mould/retread pneunt tyres,for moulding/otherwise forming inner tub	13,287	187,958	99,478	746,270
8477591000	Other machine for moulding/otherwise-forming for rubber	143,839	1,056,970	785,235	2,761,445
8477592000	Other machine for moulding/otherwise-forming for plastics	61	6,189	5,804	964,973
8477801000	Other machinery for rubber,electrically operated	607,427	2,517,033	3,686,397	21,554,792
8477802000	Other mach for rubber,notelectricallyoperated	328,850	1,851,536	2,580,675	29,786,901
8477803100	Lamination presses for the manufactof PCB/PWBs	34,031	267,693	224,600	1,860,436
8477803900	Other machinery for plastics,electrically operated	13,632	346,341	321,080	3,031,186
8477804000	Other machinery for plastics, notelectrically operated	41,759	347,727	424,906	3,437,915
8477901000	Parts of electrically operatd mach forworking rubber/products from rubber	266,478	2,491,858	2,519,403	12,604,367
8477902000	Part of nonelectric opratd mach forworking rubb/fr the manuf product rubb	174,021	1,068,970	3,642,693	20,667,129
8477903200	Pars of lamination presses fr themanuf of PCB/PWBs	27	1,908	2,593	48,236
8477903900	Oth parts not in 8477.90.31-32	13,478	98,868	478,833	3,338,366
8477904000	Part of non elect.mach fr workig plast/manuf of prodct frm plastic material	352,169	546,779	498,114	3,090,724
8478101000	Machinery for preparing/making uptobacco, electrically operated	95,950	1,189,091	2,775,489	60,134,850
8478102000	Machinery for preparing/making uptobacco, not electrically operated	482,060	488,200	19,334	303,653
8478901000	Part of cigar/cigarette electricallyoperated mach	18,530	62,708	480,069	3,732,451
8478902000	Part of cigar/cigarette,nonelectrically operated mach	1,000	45,672	10,322	633,445
8479101000	Machinery fr public works,building/thelike electrically operated	450,178	1,234,837	1,485,003	5,450,706
8479102000	Machinery fr public works,building/thelike not electrically operated	5	70,562	21	969,592
8479201100	Machinery for making palm oilelectrically operated	356,615	9,605,294	2,834,340	38,997,081
8479201900	Machinery for preparing palm oilelectrically operated	109,858	1,716,210	273,119	11,846,667
8479202100	Machinery for making palm oil notelectrically operated	292,776	835,894	1,001,464	3,427,204
8479202900	Machinery forpreparing palm oil notelectrically operated	126,277	529,183	495,300	1,446,271
8479301000	Presses for the manufacture ofparticle board electrically operated	201,553	1,062,647	665,599	2,653,903
8479302000	Presses for the manufacture ofparticle board not electrically opertd	25,785	37,814	40,861	149,741
8479401000	Rope/cable making mach,electrically operated	32,416	375,046	300,906	5,285,016
8479402000	Rope/cable making mach,notelectrically operated	0	56,947	0	483,816
8479500000	Industrial robots, not elsewherespecified/included	424,176	654,929	2,790,945	8,858,834
8479600000	Evaporative air coolers	101,287	542,260	904,707	5,190,398
8479811000	Oth mach&mechanical appliance fortreating metal,electrically operated	64,130	836,265	808,802	9,914,313
8479812000	Oth mach&mechanical appliance fortreating mtl,nonelectrically operated	20,379	46,041	258,646	557,234
8479821000	Mixing,kneading,crush,grind,screen, &otherwise machine,electrically operated	262,945	1,545,165	3,369,441	18,974,958
8479822000	Mixing,kneading,crush,grind,screen, &otherwise machine,not elect operated	14,729	66,726	77,490	1,087,563
8479892000	Chemical vapour deposition app forflat panel display production	94,633	287,221	3,929,656	8,787,696
8479893000	Oth apparatus, electrically operated	247,258	930,497	3,426,629	25,311,668
8479894000	Oth apparatus,nonelectrically operated	63,467	375,766	1,772,385	10,032,161
8479902000	Part of goods of subheading8479.89.20	17,828	79,524	209,879	1,018,179
8479903000	Part of oth electrically operatedmachines	347,448	1,929,963	4,827,144	30,646,696
8479904000	Part of nonelectrically operatedmachines	16,098	272,448	466,539	6,343,053
8480100000	Moulding boxes for metal foundry	54,630	222,198	389,932	3,623,804
8480200000	Mould bases	174,861	1,014,251	1,271,753	7,901,897
8480301000	Moulding patterns, of copper	3,378	7,246	25,163	140,357
8480309000	Moulding patterns, of other material	335,348	1,220,004	2,122,917	8,385,376
8480410000	Moulds for metal/metal carbidesinjection/compression types	80,251	251,366	592,000	3,196,866
8480490000	Moulds for metal/metal carbides notinjection/compression types	257,334	804,425	1,746,625	9,193,256
8480500000	Moulds for glass	14,117	84,226	285,353	2,131,409
8480600000	Moulds for mineral materials	267,296	785,246	2,541,939	8,930,436
8480710000	Moulds for rubber,plastics, injection/compression type	260,829	1,515,020	4,006,750	22,601,150
8480790000	Mould for rubber,plastics, not injection, compression type	50,583	515,540	1,260,424	9,469,750
8481101100	Pres-reduce valve,iron/steel,manualoperate sluice,5 cm <=int dia <40cm	21,584	161,950	163,583	2,427,462
8481101900	Pres-reduce valve,iron/steel,automaticoperate sluice,5 cm<=int dia <40cm	87,879	842,520	895,472	8,872,897
8481102000	Pressure-reducing valves of copper/copper alloys	15,993	144,761	228,804	1,939,940
8481109000	Pressure-reducing valves not of iron/steel,not of oth metal,not of plastics	99,457	1,211,125	1,193,336	12,908,345
8481201000	Valve for pneumatic tran,manual operatesluice, 5 cm<=internal diameter<40cm	47,149	144,438	133,783	852,976
8481209000	Valves not of iron/steel, not of othmetal,not of plastics	135,233	977,256	2,875,504	13,901,309
8481301000	Cast iron valve of swing check-valvetype,40 <=inlets internal diamtr<600 mm	45,919	296,341	315,673	2,222,407
8481302000	Check (nonreturn) valve,copper/copperalloy, internal diameter < 25 mm	13,308	92,418	107,782	740,129
8481309000	Other check (nonreturn) valve	275,574	2,434,165	3,272,650	20,627,149

I.3. IMPOR MENURUT KOMODITI / IMPORT BY HS COMMODITY
 *** JUNI / JUNE 2010 ***

HS	Uraian Komoditi Commodity Description	Berat Bersih / Net Weight (Kg)		Nilai / Value C.I.F (US\$)	
		Bulan ini Current Month	Kumulatif Cum.Jan. to date	Bulan ini Current Month	Kumulatif Cum.Jan. to date
8481401000	Safety/relief valves of iron/steel	4,039	32,993	110,211	579,061
8481409000	Oth safety/relief valves	471,289	1,395,449	4,769,024	21,408,944
8481801100	Valves fr inner tube of copper/copperalloys	134,595	1,655,729	1,049,286	10,977,946
8481801200	Valves for inner tubes of oth materials	10,781	214,854	100,748	1,424,238
8481801300	Valves for tubeless tyres of copper/copper alloys	3,770	26,022	45,448	213,141
8481801400	Valves for tubeless tyres of oth materials	6,117	81,452	53,213	637,970
8481802100	Lpg cylinder valves having inlet & outlet internal diameters <= 2.5cm	7,458	156,050	27,662	861,558
8481802200	Lpg cylinder valves having inlet & outlet internal diameters > 2.5cm	183	3,182	227	18,334
8481803000	Cocks/valves, whether/ not fitted with piezo electric igniters for gas stove	134,816	536,227	710,702	2,892,047
8481804100	Soda water bottle valve; gas operat, of plastic, 1 cm < intern dia <= 2,5cm	56	6,720	626	22,821
8481804900	Oth soda water bottle valves; gas operate beer dispensing units	50,556	209,866	669,884	2,969,986
8481805100	Mixing tapes and valves, of plastic, 1 cm < internal diameter <= 2,5cm	16,423	142,696	28,709	577,708
8481805900	Others mixing tapes and valves	201,847	817,761	335,494	1,422,402
8481806100	Water pipeline valve, manual operates luice, 5cm < inlet/outlet int diamtr = 40cm	38,230	397,279	117,548	670,983
8481806200	Cast iron gate valve, inlet diamtr >= 4cm & cast iron butterfly valve, inlet dia >= 8cm	114,997	459,628	416,931	2,253,800
8481806300	Cast iron gate valve, inlet diamtr < 4cm & cast iron butterfly valve, inlet dia < 8cm	61,917	1,316,139	892,495	9,479,298
8481806400	Hog nipple waterer, of plastics, 1 cm <= internal diameter < 2,5 cm	0	9	0	446
8481806500	Other hog nipple waterers	2,201	9,812	24,968	91,822
8481806600	Nipple joint valves, of plastics, 1 cm <= internal diameter < 2,5 cm	80	101	19,318	19,504
8481806700	Other nipple joint valves	43,129	173,248	124,084	675,153
8481807100	Ball valves, of plastics, 1 cm <= internal diameter < 2,5 cm	44,344	173,975	123,003	2,194,076
8481807200	Other ball valves	495,367	1,860,342	3,486,577	16,064,618
8481807300	Gate valve, manual operate, of iron/steel, 5cm <= inlet/outlet internal diamtr < 40cm	331,919	1,921,683	1,080,084	8,800,772
8481807400	Gate valve, manual operate, of iron/steel, inlet/outlet internal diamtr < 40cm	43,051	613,177	401,114	5,434,497
8481807500	Manifold valves of plastics, 1 cm <= internal diameter < 2,5 cm	1,849	8,872	19,475	105,494
8481807600	Other manifold valves	166,587	596,913	2,637,284	7,592,813
8481808100	Pneumatic control valve, of plastics, 1 cm <= internal diameter < 2,5 cm	84	2,601	11,507	79,504
8481808200	Other pneumatic controlled valve	31,649	281,797	1,222,653	6,051,164
8481808300	Oth valve of plastic, inlet diamtr >= 1cm, outlet diamtr <= 2,5 cm	6,391	25,070	11,494	58,548
8481808400	Oth valve of plastic, inlet diamtr >= 1cm, outlet diamtr > 2,5 cm	90	20,551	15,203	66,559
8481808500	Oth valve of plastic, with other size of inlet/outlet diameter	133,564	516,413	865,507	3,095,780
8481808600	Other valve of stainless steel/nickle, manual operate, weighting < 3 kg	53,086	490,573	493,106	2,863,888
8481809100	Ball valves	103,638	516,074	696,386	3,602,267
8481809900	Other valves and similar appliances for pipes	923,775	5,014,690	15,433,056	108,577,280
8481901000	Parts of housing for sluice/gate valves	6,945	102,500	164,679	1,304,191
8481902100	Bodies, for water taps	6,917	16,555	34,856	149,823
8481902300	Others bodies for taps, cocks, valves, and similar appliances	14,871	72,218	110,527	680,424
8481902900	Others parts for taps, cocks, valves, & similar appliance of int. diamtr <= 25mm	62,471	449,728	890,882	5,678,835
8481903000	Valve bodies/stems of inner tube/tubeless tyres valves	40,285	419,561	552,158	5,823,802
8481904000	Valve cores of inner tube valves/tubeless tyres valves	10,375	60,726	120,044	696,438
8481909000	Others parts for taps, cocks, valves, and similar appliances	162,143	1,747,381	2,641,218	48,821,736
8482100000	Ball bearings	1,591,131	7,680,075	15,965,115	82,997,171
8482200000	Tapered roller bearings, including cone & tapered roller assemblies	208,667	1,299,698	2,603,079	15,813,217
8482300000	Spherical roller bearings	436,033	1,237,321	1,458,926	6,276,470
8482400000	Needle roller bearings	98,690	338,165	2,641,498	8,297,229
8482500000	Oth cylindrical roller bearings	166,545	1,301,322	1,987,045	11,328,906
8482800000	Oth, including combined ball/roller bearings	774,587	4,170,176	7,994,857	41,837,513
8482910000	Balls, needles and rollers	187,564	950,191	1,521,232	6,747,796
8482990000	Other parts of ball and roller bearings	8,219,293	10,991,678	9,939,353	29,998,124
8483101000	Transmission shafts for earth moving machinery	101,611	686,335	1,380,964	7,116,889
8483102100	Transmission shafts for engines of vehicle head 87.01 exc 8701.10/8701.90	21,013	195,092	159,065	2,420,312
8483102200	Transmission shafts for engines of vehicles of subhead 8701.10/8701.90	8,531	167,097	139,676	1,937,152
8483102300	Transmission shafts for engines of vehicles of heading 87.11	253,435	1,370,109	4,528,282	23,950,741
8483102400	Transmission shafts for engines of other vehicles of chapter 87	1,868,659	9,628,884	20,195,009	94,290,889
8483103100	Transmission shafts for marine propulsion engines of an output <= 22.38 kw	0	10	0	710
8483103900	Transmission shafts for marine propulsion engines of an output > 22.38 kw	89,863	502,943	1,301,614	8,819,500
8483109000	Oth transmission shafts	1,466,913	5,228,745	9,144,585	56,831,286
8483201000	Bearing housing incorporating forearth moving machinery	80,138	419,108	394,401	2,174,376
8483209000	Bearing housing incorporating not forearth moving machinery & motor vehicle	177,737	910,951	634,121	3,680,821
8483301000	Bearing housing not incorporating forearth moving machinery	69,745	294,508	750,612	3,166,560
8483309000	Bearing housing not incorporat not forearth moving machinery & motor vehicle	403,022	2,131,815	2,774,813	14,287,712
8483401100	Gear & gearing for engines of vehicles of head 87.01 exc subhead 8701.10/90	80,325	179,636	1,762,919	3,010,443
8483401300	Gear & gearing for engines of vehicles of heading 87.11	306,629	1,203,693	5,674,682	23,045,333
8483401400	Gear & gearing for engines of other vehicles of chapter 87	533,563	2,920,436	7,416,972	40,237,519
8483402100	Gear & gearing for marine propulsion engines of an output <= 22.38 kw	95	70,567	3,063	1,672,979
8483402900	Gear & gearing for marine propulsion engines of an output > 22.38 kw	514,742	1,783,650	4,831,728	16,281,437
8483403000	Gear & gearing for the engines of earth moving machinery	452,711	1,996,984	5,073,401	24,079,451
8483409000	Gears and gearing for oth engines	800,205	4,496,698	8,048,704	49,835,859
8483500000	Flywheels & pulleys, including pulley blocks	375,431	1,886,652	4,439,530	21,761,231
8483600000	Clutches & shaft couplings (including universal joint)	787,460	3,554,874	11,409,552	45,813,570
8483901100	Parts of 8783.10 for pedestrian controlled tractors of subheading 8701.10	2,997	33,873	28,305	280,147
8483901300	Parts of 8783.10 for oth tractors of heading 87.01	4,272	177,949	119,293	5,047,672
8483901400	Parts of 8783.10 for goods of heading 87.11	32,160	186,648	409,954	2,205,246
8483901500	Parts of 8783.10 for oth goods of chapter 87	141,629	539,310	2,509,473	8,426,369
8483901900	Parts of 8783.10 for oth	99,357	436,685	646,952	3,287,365
8483909100	Oth toothed wheels for pedestrian controlled tractors of subhead 8701.10	9	240	937	23,067
8483909300	Oth toothed wheels for oth tractors of heading 87.01	261	10,023	1,823	57,982
8483909400	Oth toothed wheels for goods of heading 87.11	90,309	606,720	703,786	5,842,952

I.3. IMPOR MENURUT KOMODITI / IMPORT BY HS COMMODITY
 *** JUNI / JUNE 2010 ***

HS	Uraian Komoditi Commodity Description	Berat Bersih / Net Weight (Kg)		Nilai / Value C.I.F (US\$)	
		Bulan ini Current Month	Kumulatif Cum.Jan. to date	Bulan ini Current Month	Kumulatif Cum.Jan. to date
8483909500	Oth toothed wheels for oth goods ofchapter 87	102,763	570,522	1,445,049	7,929,116
8483909900	Oth toothed wheels for others	261,509	1,101,387	1,500,908	7,528,723
8484100000	Gaskets&similar joint metal sheetingcomb with oth material/2 more layrs	320,262	1,887,079	5,339,680	28,149,641
8484200000	Mechanical seal	270,171	633,350	2,577,243	8,283,735
8484900000	Sets/assortments of gaskets&similarjoints	232,263	1,262,225	4,005,912	24,004,290
8486101000	Apparatus for rapid heating ofsemiconductor wafers	653	2,849	5,580	30,655
8486102000	Spin dryers for semiconductor waferprocessing	0	5,814	0	178,546
8486103000	Machines for produc semiconductor waferby removal of material,laser/photon b	0	365	0	40,292
8486104000	Mach., app for sawing monocrystal semi-cond. boules into slice, wafer into chip	0	10,276	0	59,758
8486105000	Grinding, polishing,lapping machines forproces. of semiconductor wafers	634	634	627	627
8486106000	Apparatus for growing/pullingmonocrystal semiconductor boules	0	1,516	0	15,735
8486109000	Oth machines&apparatus for the manufactof boules/wafers	5,426	11,575	26,909	299,705
8486201200	Epitaxial deposition mach., spinners forcoating photograph emulsi on semicondu	1,952	43,181	13,480	296,363
8486201900	Other film formation equipment	88	175	1,195	2,548
8486202100	Ion implanters for doping semiconductor materials	0	18	0	342
8486202900	Other doping equipment	1	65	15	3,429
8486203100	Deflash mach, spraying appliance foretching,stripping,cleaning semicon wafer	2	9,228	29	283,654
8486203300	App for wet etching, developing,stripping,cleaning semiconductor wafers	105,948	109,541	42,398	85,911
8486203900	Other etching and stripping equipment	3	362	33	2,732
8486204200	Step and repeat aligners	0	409	0	37,863
8486205100	Dicing machines for scribing/scoringsemiconductor wafers	8	1,859	88	47,588
8486205900	Other equipment for developing exposedwafers	0	1,842	0	7,936
8486209100	Lasercutters for cut contact. tracks insemiconductor production by laser beam	0	1,101	0	47,764
8486209200	Mach. for bend, fold and straighteningsemiconductor leads	0	1,178	0	41,000
8486209300	Resistance heated furnaces, ovens forthe manufact of semicon device/on wafer	101	982	2,891	33,240
8486209400	Inductance/dielectric furnace, oven forthe manufact of semicon device/on wafer	383	383	7,837	7,837
8486209500	Auto-mach. for the placement/removal ofcomp./contact element on semicond. v	29	11,349	209	94,134
8486209900	Other mach. & apprts for the mnfact ofsemicon. devices/of elect integ. circuit	5,214	14,128	20,503	347,433
8486301000	App. for dry etch pattern on flat paneldisplay substrates	0	1,937	0	55,870
8486302000	App. for wet etch, develop, strippingor cleaning flat panel displays	0	276	0	2,662
8486303000	Chemical vapour deposition app.to prodspinners for coat,physic depo.flat panel	410	1,217	8,040	15,179
8486309000	Other mach. and app. for the manufactof flat panel displays	669	11,492	17,975	413,266
8486401000	Focused ion beam milling mach to prodce,repair mask,reticle for pattern s-device	0	16	0	905
8486402000	Die attach app, auto-tape/wire bonders,auto-mach.trans/handle/storage,wafer	5,575	40,326	1,092,022	4,383,234
8486403000	Moulds for manufact. of semiconductordevices	111	2,469	34,330	410,139
8486404000	Optical stereoscopic microscopes withequip. design to handle of s-wafer/rtcle	0	164	0	39,495
8486405000	Photomicrographic microscope with equipdesign to handle of s-wafer/recticle	0	9	0	206
8486406000	Electron beam microscopes with equipdesign to handle of s-wafer/recticle	656	656	2,010	2,010
8486409000	Other machines and apparatus specifiedin note 9(c) to this chapter	15	487	1,000	18,678
8486901100	Parts and accessories of app for rapidheating of semiconductor wafer	509	38,716	13,550	100,568
8486901200	Parts & accessories of spin dryers forsemiconductor wafer prosesing	0	5,303	0	80,406
8486901300	Parts&accessories of mach. for prod.semicon wafers by removal/laser/photon b	0	8,477	0	166,007
8486901400	Tool holders&self-open diehead, of machfor sawing s-boul to slice/wafer to chip	72	15,751	2,907	78,699
8486901500	Oth parts, access.of mach. for sawingm-crystal s-boule to slice/wafer to chip	123	2,453	4,803	60,999
8486901600	Parts & access.of grind, polish, lapmach for processing of semicon. wafers	337	35,053	7,062	146,474
8486901700	Parts & access.of app for grow/pullingmonocrystal semiconductor boules	0	13	0	1,145
8486901900	Oth parts, access.of mach. and app.for the manufact. of boules/wafers	5	3,780	1,001	131,812
8486902200	Parts & access. of epitaxial depo. mach,spinner for coat photo. emuls on s-wafer	3,793	9,693	15,310	110,310
8486902300	Parts & access. of ion implanter fordoping of app for physical depo, sputter	56	56	5,505	5,505
8486902400	Tool holder/self-open diehead; of sprayfor etch,strip s-wafer,dry-etch pattern	18	56	2,735	5,374
8486902500	Oth parts & access. of spray for etch,strip,clean,dev s-wafer,dry-etch pattern	4,373	11,471	161,675	459,488
8486902600	Tool holder/self-open diehead,of dicingmach laser cutters,fold,strightrn s-lead	86	5,363	1,345	389,767
8486902700	Other part and accessories of dicingmach laser cutters,fold,strightrn s-lead	34	2,633	19,381	91,360
8486902800	Part & access of resist heated, induct,dielectric furnaces/oven mnfact s-wafer	0	2,258	0	24,000
8486902900	Oth part & acces of mach & app.for mnctof s-devices/of elect. integr-circuits	0	1,485	0	52,583
8486903200	Tool holder/self-open dieheads,of app.wet etch patterns on flat panel display	0	172	0	1,130
8486903300	Oth. part&access of app for wet etchingdevelop, strip/clean flat panel display	1,712	1,953	5,394	9,975
8486903900	Oth part & access of mach and apparatusfor the manufact. of flat panel displays	1	204,049	143	436,611
8486904100	Part & acces of focused ion beam millingmach to produce, repair mask, reticle	0	37	0	1,317
8486904200	Part&acces of die attach app, auto-tape/wire bonder, encapsul equip for assem	2,102	6,056	36,396	129,845
8486904300	Part&acces of auto-mach transport, handlstorage of s-conductors, wafer casse/b	2	16	233	361
8486904400	Part&acc of optic stereoscop microscopewith equip to hndle/tran of s-wafer/rtcl	258	501	5,326	12,614
8486904900	Part and acces of other mach & appspecified in note 9(c) to this chapter	1,000	12,271	48,941	247,664
8487100000	Ships/boats propellers and blades	194,140	855,017	5,339,865	11,668,211
8487900010	Oil seal rings	175,790	897,589	1,719,254	10,594,943
8487900090	Oth mach. parts, not cont. electric con-nect,insulator,coil, oth elec.features	122,273	638,603	2,898,727	11,141,387
8501101100	Stepper dc motors of an output =<37.5w	55,545	99,039	365,181	1,216,580
8501101200	Spindle dc motors of an output =<37.5w	3,388	26,317	277,194	1,017,749
8501101900	Others dc motors of an output =<37.5w	282,030	1,492,154	2,533,916	13,831,564
8501109100	Stepper universal (AC/DC) motors ofan output =<37.5w	13,525	24,707	100,308	365,614
8501109200	Spindle universal (AC/DC) motors ofan output =<37.5w	25,278	50,692	72,325	451,914
8501109900	Others universal (AC/DC) motors ofan output =<37.5w	216,049	1,185,154	3,223,110	13,377,847
8501201100	Universal (AC/DC) motors ofan output >746 w and < 1 kw	501	956	4,674	10,971
8501201900	Universal (AC/DC) motors ofan output >37.5 w and <= 746 w	336,593	1,428,691	1,216,162	4,967,155
8501202000	Universal (AC/DC) motors ofan output>1 kw	59,457	90,914	736,965	1,043,777
8501311000	Dc motors an output =< 750 w	126,077	1,170,090	1,135,247	9,969,477
8501312000	Dc generators an output =< 750 w	113,991	627,482	388,701	1,879,643
8501320000	Dc motors/dc generator an output > 750wand <= 75 kw	183,788	421,215	366,161	1,905,672

I.3. IMPOR MENURUT KOMODITI / IMPORT BY HS COMMODITY
 *** JUNI / JUNE 2010 ***

HS	Uraian Komoditi Commodity Description	Berat Bersih / Net Weight (Kg)		Nilai / Value C.I.F (US\$)	
		Bulan ini Current Month	Kumulatif Cum.Jan. to date	Bulan ini Current Month	Kumulatif Cum.Jan. to date
8501330000	Dc motors/dc generator an output >75 kw and <= 375 kw	63,551	278,158	1,096,373	2,662,780
8501340000	Dc motors/dc generator an output > 375kw	37,181	230,407	1,040,656	4,517,304
8501401000	Oth AC motors, single-phase of anoutput <=1kw	804,659	3,451,010	1,941,906	7,995,752
8501402000	Oth AC motors, single-phase of anoutput >1kw	55,498	515,573	131,979	1,557,877
8501510000	Oth AC motors, multi-phase of anoutput <=750 w	437,150	2,304,855	1,632,181	9,968,406
8501521000	Oth AC motors, multi-phase of an output> 750w and <=1kw	69,573	316,053	407,650	2,013,872
8501522000	Oth AC motors, multi-phase of an output> 1 kw and <= 37.5 kw	870,665	3,328,217	2,409,777	9,504,161
8501523000	Oth AC motors, multi-phase of an output> 37.5 kw and <= 750 kw	267,877	1,252,306	775,132	4,956,356
8501530000	Oth AC motors,multi-phase of anoutput >75kw	134,626	706,130	874,464	5,739,249
8501611000	AC generator of an output <=12.5 kva	341,347	1,603,819	545,764	3,090,237
8501612000	AC generator of an output > 12.5 kva &<=75kva	287,519	1,303,561	671,521	3,108,748
8501621000	AC generator of an output > 75 kva &<= 150 kva	61,061	276,074	243,926	875,778
8501629000	AC generator of an output > 150 kva &<= 375 kva	83,307	364,817	262,701	1,138,263
8501630000	AC generator of an output > 375 kva &<=750kva	65,880	238,444	471,601	1,509,893
8501640000	AC generator of an output > 750 kva	379,180	581,662	3,949,888	8,506,365
8502110000	Generat sets with compression ignitioninter combus piston output <=75 kva	783,696	3,691,464	3,192,830	13,897,556
8502121000	Generating sets with spark-ignit interncombust pist output >75kva &<=125kva	130,117	518,581	431,322	3,084,114
8502129000	Generating sets with spark-ignit interncombust pist output >125kva &<=375kva	626,395	1,892,107	5,891,158	11,464,431
8502131000	Generating sets with spark-ignit interncombust pist output > 12500 kva	62,499	1,585,302	623,893	11,861,268
8502139000	Generating sets with spark-ignit interncombust pist output >375kva &<=12500 kva	2,375,707	8,772,663	32,684,777	113,113,283
8502201000	Generating sets with spark-ignit interncombust piston output <=75 kva	785,590	7,105,955	1,630,894	14,620,751
8502202000	Generating sets with spark-ignit interncombust piston output >75kva &<=100kva	178,101	1,107,698	276,949	2,753,846
8502203000	Generat sets with spark-ignition intrncombust piston outp>100kva &<=10000kva	45,735	872,002	1,020,584	18,246,303
8502204900	Generating sets with spark-ignit interncombust piston output>10000kva &<=125000	1,048,811	3,417,995	1,338,617	7,203,516
8502311000	Oth generating sets wind-poweredof an output <=10,000 kva	37,287	38,204	364,409	384,914
8502319000	Oth generating sets wind-poweredof an output >10,000 kva	0	23,599	0	392,692
8502391000	Oth generating sets not wind-poweredof an output <=10 kva	4,117	5,700	36,560	55,293
8502392000	Oth generating sets not wind-poweredof an output <=10,000 kva	56,661	314,163	575,156	2,941,542
8502393100	Oth generating sets not wind-poweredof an output > 12,5000 kva	93,536	774,321	448,513	5,013,148
8502393900	Oth generating sets not wind-powered ofan output > 10,000 kva &<=12,500 kva	320,733	2,278,932	4,152,457	32,598,287
8502400000	Electric rotary converters	3,374	116,927	59,432	712,803
8503001100	Stators for ceiling fans for generatorsof an output <= 10000 kw	559	382,690	24,023	6,103,178
8503001200	Parts of motors for generators ofan output <=1.5 kw &>75kw	13,702	74,000	47,563	294,321
8503001300	Parts of motors for generators ofan output >1.5 kw &<=75kw	30,181	71,892	85,786	339,627
8503009000	Parts of motors for generators ofan output >75 kw &<= 10000 kw	1,612,387	6,846,180	9,175,788	75,521,469
8504100000	Ballasts, for discharge lamps/tubes	291,641	1,572,175	1,464,728	7,045,475
8504211000	Step-voltage regulators;instrumentttransformer with a power handl cap<=5kva	5,653	76,165	90,320	558,188
8504219100	Liquid dielect transformer with handlingcap>5kva &<=10kva, side voltage>=66 k	2,607	364,195	65,125	815,485
8504219900	Liquid dielect transformer with handlingcap>5kva &<=10kva, side voltage <66 kv	32,641	241,447	101,273	3,307,577
8504221100	Step-voltage regulator, side voltage>=66kv & handling cap>650kva &<=10000kva	0	70,904	0	466,555
8504221900	Step-voltage regulator of a high sidevoltage of <66,000 volts	6,286	57,747	53,385	463,743
8504229100	Liquid dielect transformer, side voltage>=66 kv, handl cap >650 kva &<=10000kv	0	181	0	6,121
8504229900	Liquid dielect transformer, side voltage< 66 kv, handl cap >650 kva &<=10000kva	629	42,457	1,898	177,696
8504231000	Liquid dielectric transformers, powerhandl cap > 10000kva &<= 15000kva	0	720,209	0	7,363,548
8504232100	Liquid dielectric transformers, powerhandl cap > 15000kva &<= 20000kva	0	46,179	0	161,400
8504232900	Liquid dielectric transformers, powerhandl cap > 20000kva	433,064	2,370,564	2,078,345	16,164,084
8504311000	Instrum. potential transformer, powerhandling capacity <= 1 kva	2,303	182,918	52,498	1,980,275
8504312000	Instrum. current transformer with powerhandling capacity <= 1 kva	65,437	375,271	807,667	14,660,623
8504313000	Flyback transformer, power handlingcapacity < 1 kva	70,073	332,731	473,171	2,480,103
8504314000	Intermediate frequency transformer,power handling capacity <= 1 kva	13,698	71,850	462,998	2,811,450
8504315000	Step up/down transformer,slide regulatorhandling capacity <= 1 kva	175,374	1,127,780	1,195,955	6,122,800
8504319000	Oth transformer having power handlingcapacity <= 1kva	252,111	1,522,619	3,124,711	14,420,727
8504321100	Matching transformers, power handlingcapacity > 1 kva and <= 5 kva	4,656	41,620	66,630	441,863
8504321900	Oth instrument transformator, powerhandling capacity > 1 kva and <= 5 kva	2,908	100,143	118,153	444,556
8504322000	Instrment used with toys,scale modelsor similar recreational models	119	905	5,654	34,603
8504323000	Oth transformer, high frequency, powerhandling capacity > 1 kva and <= 5 kva	1,979	16,957	9,750	83,483
8504324100	Matching transformers, power handlingcapacity > 5 kva and <= 10 kva	2	4,881	185	58,411
8504324900	Oth instrument transformator, powercapacity > 5 kva and <= 10 kva	204	2,028	108	17,301
8504325100	Matching transformers, power handlingcapacity > 10 kva and <= 16 kva	0	181	0	2,709
8504325900	Oth instrument transformator, powercapacity > 10 kva and <= 16 kva	12,070	181,988	183,743	1,400,385
8504331100	Matching transform.side voltage >= 66kv& power cap. > 16 kva and <= 500 kva	296	4,355	302	151,579
8504331900	Oth instrum transform.side voltage>=66kv& power cap. > 16 kva and <= 500 kva	27,537	36,876	239,864	377,682
8504339100	Matching transform. side voltage < 66kv& power cap. > 16 kva and <= 500 kva	0	6,686	0	66,677
8504339900	Oth instrum transform. side voltage<66kv& power cap. > 16 kva and <= 500 kva	16,087	95,488	94,290	1,240,522
8504341100	Matching transform.side voltage >=66kv&power cap >10000 kva &<=15000 kva	0	146	0	737
8504341200	Oth instrum transform.side voltage>=66kvpower cap >10000 kva &<=15000 kva	0	316,504	0	538,461
8504341300	Matching transform.side voltage < 66kv &power cap >10000 kva &<=15000 kva	29	334	1,564	8,980
8504341400	Oth instrum transform. side voltage<66kvpower cap >10000 kva &<=15000 kva	83,905	131,767	2,128,679	2,352,294
8504342900	Oth instrument transform. with powerhandling capacity >15000 kva	57,805	797,622	361,039	12,265,570
8504401100	Uninterrupted power supplies (ups)	709,646	3,757,130	5,198,386	25,333,828
8504401900	Other static converter for automaticdata processing machines	187,079	496,743	1,557,335	7,465,203
8504402000	Battery chargers having a rating>100 kva	107,885	209,996	798,672	1,661,829
8504403000	Other rectifiers	120,468	356,754	3,204,039	9,294,407
8504404000	Inverters	166,539	331,828	965,283	3,614,547
8504409000	Other static converter	458,815	2,279,618	3,950,407	22,968,315
8504501000	Inductors for power supply for automaticdata process mach&unit thrf,telecom aj	143,153	720,119	1,731,882	10,607,476
8504502000	Chip type fixed inductors	24,792	173,690	1,377,431	6,762,334
8504509100	Other inductors, with power handlingcapacity > 2500 kva and <= 10000 kva	2,949	14,014	267,063	3,385,331

I.3. IMPOR MENURUT KOMODITI / IMPORT BY HS COMMODITY
 *** JUNI / JUNE 2010 ***

HS	Uraian Komoditi Commodity Description	Berat Bersih / Net Weight (Kg)		Nilai / Value C.I.F (US\$)	
		Bulan ini Current Month	Kumulatif Cum.Jan. to date	Bulan ini Current Month	Kumulatif Cum.Jan. to date
8504509200	Other inductors having a power handling capacity > 10000 kva	1,081	10,927	68,578	365,430
8504901000	Parts of goods of subheading 8504.10	2,373	12,963	54,880	322,673
8504902000	Parts of printed circuit assmb good sub 8504.40.11, 8504.40.19, 8504.50.11	10,296	68,639	160,723	508,845
8504903100	Radiator panel, flat tube radiator assem bfor distrib& power transformer <=10000l	47,723	222,620	166,188	1,491,484
8504903900	Oth part of electrical transformers of a capacity <= 10,000 kva	34,689	421,383	537,189	2,841,550
8504904100	Radiator panel, flat tube radiator assem bfor distrib& power transformer >10000 k	23,414	64,779	104,604	223,700
8504904900	Oth part of electrical transformers of a capacity > 10,000 kva	68,067	272,566	100,875	431,387
8504905000	Other, for inductors of capacity <= 2500 kva	14	369	2,016	27,892
8504906000	Other, for inductors of capacity > 2500 kva	48	1,445	1,319	78,372
8504909000	Parts of goods of heading 8504 oth than subheading 8504.10.	406,294	1,751,742	5,808,854	15,772,485
8505110000	Permanent magnet of metal	150,301	554,730	1,084,965	5,364,250
8505190000	Permanent magnet not of metal	521,247	3,146,344	4,435,672	30,763,809
8505200000	Electro magnetic couplings, clutches and brakes	64,803	352,196	1,103,096	5,164,302
8505901000	Electro magnetic/permanent magnet chucks, clamps& similar holdg devices	69,993	163,945	1,508,567	2,220,723
8505902000	Parts of goods of subheading 8505.20	31,211	206,653	340,152	2,271,471
8505909000	Oth non-permanent magnet	88,020	897,909	893,638	9,156,068
8506101000	Manganese dioxide having external volume <=300 cm of primary cell/batteries	527,595	831,413	593,321	3,120,182
8506109000	Manganese dioxide having external volume > 300 cm of primary cell/batteries	8,352,632	8,893,159	46,790,143	49,886,237
8506300000	Mercuric oxide of primary cell/batteries	0	448	0	9,404
8506400000	Silver oxide of primary cell/batteries	154	154	3,755	3,755
8506500000	Lithium of primary cell/batteries	97,908	495,189	4,586,607	23,573,082
8506600000	Air-zinc of primary cell/batteries	0	1,547	0	7,308
8506801000	Zinc carbon, having an external volume <=300 cm of primary cell/batteries	47,713	123,508	70,398	398,186
8506802000	Zinc carbon, having an external volume > 300 cm of primary cell/batteries	159	3,883	900	36,111
8506809000	Other primary cell/batteries	172,217	1,388,920	782,893	5,245,267
8506900000	Parts of primary cells/batteries	480,240	945,650	1,182,674	5,623,028
8507101000	Lead-acid, for starting piston engine of a kind used for aircraft	274	887	3,689	43,326
8507109000	Lead-acid, for starting piston engine of a kind used not for aircraft	360,357	1,933,217	1,631,289	6,784,362
8507201000	Oth lead-acid accumulator of a kind used for aircraft	237	20,744	40,283	248,778
8507209000	Oth lead-acid accumulator of a kind used not for aircraft	1,396,332	5,490,767	5,159,276	21,168,954
8507300000	Nickel-cadmium of electric accumulators including separator therefor	7,433	126,510	106,138	998,950
8507400000	Nickel-iron of electric accumulators including separator therefor	146	221	112,313	115,288
8507801100	Lithium ion accumulators of a kind used for laptop (incl. notebook, subnotebook)	613	1,678	43,681	128,064
8507801900	Other lithium ion accumulators	26,138	117,224	309,693	1,265,051
8507802000	Oth accumulator of a kind used for aircraft	2	999	44	65,620
8507809000	Other accumulator	228,690	1,670,921	4,840,010	34,527,137
8507901100	Plate of goods of subheading 85.07.908507.10	25	1,132	1,282	23,173
8507901200	Plate of a kind used for aircraft	0	3	0	35
8507901900	Plates for other accumulators	27,317	129,664	40,181	317,689
8507909100	Other parts of a kind used for aircraft	66	111	11,048	12,549
8507909200	Battery separators in sheets, rolls/cutto size of materials oth than PVC	121,685	578,617	599,602	2,983,842
8507909300	Part of goods of subheading 8507.10.90	25,558	231,264	125,457	1,030,081
8507909900	Part of good of heading 8507.10 oth than subheading 8504.10.90	39,272	243,866	831,698	2,287,987
8508110000	Vacuum cleaner with self-contained electa power < 1,500 w & a dust bag < 20 l	73,995	323,773	613,309	2,561,412
8508190000	Oth vacuum cleaners with self-contained electric	37,444	141,285	215,805	683,714
8508600000	Other vacuum cleaners	97,640	406,865	462,032	1,879,072
8508700010	Part of vacuum cleaner for domestic use	9,476	55,341	129,115	627,072
8508700090	Part of vacuum cleaner other than domestic use	11,365	26,292	169,747	268,579
8509400000	Food grinder& mixer, fruit/vegetable juice extract with self-contained elect motor	366,335	1,949,212	1,962,988	9,743,824
8509801000	Floor polishers with self-contained electric motor	12,802	72,460	53,556	340,828
8509809000	Oth electro-mechanic domestic appliances with self-contained electric motor	12,023	92,665	91,697	456,696
8509901000	Part of goods of subheading 8509.80.10	1,360	28,702	4,900	149,332
8509902000	Part of goods of subheading 8509.40.10 or 8509.80.90	158,163	1,114,825	399,947	2,514,102
8510100000	Shavers, with self-contained electric motor	3,239	24,722	67,731	221,308
8510200000	Hair clippers, with self-contained electric motor	1,105	16,535	2,693	56,325
8510300000	Hair-removing appliances, with self-contained electric motor	141	440	4,889	23,083
8510900000	Parts of shavers, with self-contained electric motor	4,291	47,318	57,745	1,841,993
8511101000	Sparking plugs suitable for aircraft engines	17	15,308	1,775	162,521
8511109000	Other sparking plugs	148,018	492,521	802,579	3,564,210
8511200000	Ignition magnetos, magneto-dynamos, magnetic flywheels	67,978	350,499	795,594	3,869,374
8511302000	Unassembled distributors/ignition coils excluding those for aircraft engines	7,914	60,408	132,577	957,912
8511309000	Other distributors; ignition coils	206,461	1,053,557	3,572,821	18,992,131
8511401000	Starter motors & dual purpose starter-generators for aircraft engines	41,704	43,683	194,184	755,118
8511402000	Other unassembled starter motors	18,549	99,936	159,636	1,180,227
8511403000	Starter motors for vehicles of heading 87.01 to 87.05	223,249	1,078,814	2,318,048	11,246,461
8511409000	Other starter motor	217,051	1,411,577	2,575,715	21,882,142
8511501000	Other generator suitable for aircraft engines	318	583	132,628	136,898
8511502000	Other unassembled alternators	39,557	102,718	52,529	200,832
8511503000	Oth alternators for vehicles of heading 87.01 to 87.05	320,838	1,700,431	3,670,438	19,942,544
8511509000	Other generators	161,268	1,231,060	1,156,849	11,928,868
8511800000	Other equipment of electrical ignition or internal combustion engines	41,540	217,032	457,664	1,933,042
8511900010	Parts of goods for aircraft engines	10,362	19,161	5,322,998	5,438,689
8511900091	Contact points	18,078	62,329	430,826	2,332,675
8511900099	Other parts of electrical ignition/internal combustion engines	425,201	2,642,262	6,359,590	36,253,563
8512100000	Lighting/visual signalling equipment of a kind used on bicycles	11,218	122,884	103,299	952,981
8512201000	Lighting/visual signalling equipment for motor cars, assembled	600,190	2,788,843	9,843,227	47,039,228
8512202000	Unassembled lighting/visual signaling equipment	12,326	105,466	85,564	697,333
8512209000	Other lighting/visual signalling equipment	59,339	352,546	580,179	3,466,483

I.3. IMPOR MENURUT KOMODITI / IMPORT BY HS COMMODITY
 *** JUNI / JUNE 2010 ***

HS	Uraian Komoditi Commodity Description	Berat Bersih / Net Weight (Kg)		Nilai / Value C.I.F (US\$)	
		Bulan ini Current Month	Kumulatif Cum.Jan. to date	Bulan ini Current Month	Kumulatif Cum.Jan. to date
8512301000	Horns and serenes, assembled	75,308	459,174	443,420	1,925,856
8512302000	Unassembled sound signalling equipment	677	7,405	5,110	30,553
8512309000	Other sound signalling equipment :	115,732	443,730	1,038,535	5,116,233
8512400000	Windscreen wiper, defroster & demisters	65,899	347,244	709,612	3,782,150
8512901000	Parts of goods of subheading 8512.10	1,098	19,499	14,205	120,556
8512902000	Parts of goods of subheading 8512.208512.30./8512.40	224,014	1,067,731	3,168,022	15,961,266
8513101000	Miners helmet lamps	148	21,268	9,699	377,226
8513102000	Quarrymens lamps	11,309	47,604	18,847	72,752
8513109000	Other portable electric lamps	713,957	3,018,803	2,497,626	10,380,079
8513903000	Parts of reflectors for flashlights;plastic switch	37,247	322,302	43,348	771,218
8513909000	Oth part of portable elect lamp designedto fuct by their own source of energy	75,250	356,942	392,944	1,276,457
8514100000	Resistance heated furnaces and ovens	17,070	235,498	151,634	3,148,632
8514202000	Oth furnace/oven function by inductionmanufact. of PCB/printed wiring board	6,910	7,533	58,449	75,939
8514209000	Oth furnaces/oven function by inductionor dielectric loss	8,444	858,201	125,977	5,500,041
8514302000	Oth elect furnace/oven for the manufactof PCB/printed wiring board	484	9,129	29,270	140,703
8514309000	Other furnaces and ovens	118,280	539,850	859,668	4,653,883
8514400000	Oth equipment for the heat treatment ofmaterials by induction/dielectric loss	14,579	255,193	1,203,148	3,065,121
8514902000	Part of industrial/laboratory electricfunaces/oven for manufact.of PCB/PWB	1,109	47,895	695,235	1,023,604
8514909000	Other parts of furnaces and ovens	403,725	935,520	1,603,202	19,393,899
8515110000	Soldering irons and guns	42,360	172,625	123,716	483,422
8515191000	Mach and app for soldering componenton PCB/printed wiring boards	1,177	23,610	60,981	797,494
8515199000	Other brazing/soldering machines andapparatus	33,611	84,146	540,479	1,213,701
8515210000	Mach and app for resistance welding ofmetal fully/partly automatic	14,527	208,652	274,118	1,875,723
8515290000	Mach and app for resistance welding ofmetal non-automatic	102,646	431,207	477,588	2,080,376
8515310000	Mach and app for arc welding of metalfully/partly automatic	92,664	378,449	1,674,801	5,244,856
8515391000	AC arc welders, transformer type non-automatic	59,508	256,087	522,945	1,703,062
8515399000	Mach and app for arc welding of metalnon-automatic	249,358	947,500	2,363,505	7,650,122
8515801000	Electric mach & app for hot spraying ofmetals/sintered metal	16,001	42,082	192,934	555,101
8515809000	Electric mach & app not for hot sprayingof metals/sintered metal	148,475	431,537	506,442	2,679,728
8515901000	Parts of AC arc welder, transformer type	15,071	65,594	181,907	988,549
8515902000	Parts of mach & app for solderingcomponent on PCB/printed wiring boards	238	11,764	44,099	494,318
8515909000	Other parts in heading 8515	140,947	616,163	1,454,067	5,710,223
8516101000	Electric instantaneous/storage waterheaters	187,350	726,876	1,141,831	4,763,803
8516103000	Electric immersion water heaters	1,326	8,998	4,010	38,261
8516210000	Storage heating radiators	0	2,316	0	17,400
8516290000	Oth electric space heating app/electricsoil heating apparatus	16,355	45,212	110,345	627,744
8516310000	Hair dryers	20,966	56,223	156,345	434,739
8516320000	Other hair-dressing apparatus	53,420	219,980	271,159	884,642
8516330000	Hand-drying apparatus	11,081	24,974	108,406	240,281
8516401000	Electric smoothing irons of kind designto use steam from the indust boilers	4,468	15,798	12,180	84,119
8516409000	Other electric smoothing irons	280,608	833,015	1,164,797	3,352,917
8516500000	Microwave ovens	110,884	406,260	504,607	1,860,910
8516601000	Rice cookers	1,483,776	7,239,465	4,996,721	24,951,510
8516609000	Cooking plates,boiling rings,grillers &roasters	114,386	522,794	570,539	2,230,550
8516710000	Coffee/tea makers	8,562	51,891	86,616	421,570
8516720000	Toasters	6,064	72,790	34,782	384,572
8516791000	Kettles	8,225	59,404	40,052	307,038
8516799000	Other electro-thermic appliances	234,011	1,355,152	1,015,880	5,382,168
8516801000	Elect heating resistor for type-founding/type-setting mach; for indust. furnaces	505	7,092	34,145	307,664
8516802000	Sealed hotplates for domestic appliances	18	7,856	264	44,399
8516803000	Other electric heating resistors fordomeestic appliances	36,996	72,947	475,370	796,335
8516809000	Other electric heating resistors not fordomeestic appliances	32,491	235,349	479,227	3,221,246
8516902000	Parts of goods of sub 8516.33,816.50,8516.60, 8516.71/8516.79.10	491,654	1,885,373	1,154,323	4,377,267
8516903000	Parts of goods of sub 8516.10	55,101	458,647	257,204	1,281,989
8516909000	Other parts of goods of sub 8516	1,437,533	9,156,017	5,162,711	189,151,241
8517110000	Line telephone sets with cordlesshandsets	7,388	17,908	252,296	697,402
8517120000	Telephones for cellular networks/forother wireless networks	1,479,087	8,057,877	195,149,943	1,147,604,573
8517180000	Other telephone sets	65,138	214,630	481,849	2,684,671
8517610010	Set top boxes which have a communicationfunctions of base station	27	34,908	3,416	1,052,990
8517610020	Base station for radio-broadcasting	0	11	0	200
8517610090	Other base stations	139,089	658,315	8,903,497	62,867,853
8517621000	Radio transmitters/receivers for simult.interpretaion at multiligual conference	323	2,028	50,046	269,918
8517622100	Control & adaptor units, incl. gateways,bridges and routers	9,757	62,235	408,693	7,860,357
8517622900	Oth unit of automatic data process machother than those of heading 84.71	2,381	60,944	279,552	2,081,228
8517623000	Telephonic/telegraphic switching app	12,270	140,273	471,773	3,623,644
8517624100	Modems including cable modems and modemcards	17,520	242,376	1,516,678	13,917,864
8517624200	Concentrators/multiplexers	17,755	119,087	4,923,164	23,907,220
8517624910	Set top boxes which have a communi-funcof app for carrier-current line system	0	35	0	83,700
8517624990	Oth app for carrier-current line systemor for digital line systems	1,143	10,099	75,612	949,156
8517625100	Wireless lans	0	147,571	0	2,659,304
8517625200	Transmission/reception app for simultaneinterpretaion at multiligual conference	0	983	0	303,558
8517625300	Other transmission apparatus for radio-telephony/radio-teleggraphy	76,579	445,302	13,857,331	102,543,119
8517625900	Transmission/reception app.for simultaneinterpretaion at multiligual conference	486	33,243	82,148	1,813,357
8517626990	Oth machines for reception, conversion & transmission of voice or image	0	31	0	331
8517629000	Oth mach for the reception, conversion &transmis/regenerate of voice,images,d	60,873	612,591	5,534,731	37,753,893
8517699000	Oth app. for transmission/recept voices	35,738	92,768	211,742	1,126,576
8517701000	Parts of control and adaptor units incl.gateways, bridges, routers	1,991	13,005	348,516	1,731,400
8517702100	Parts of cellular telephones	2,491	7,047	61,966	247,658

I.3. IMPOR MENURUT KOMODITI / IMPORT BY HS COMMODITY
 *** JUNI / JUNE 2010 ***

HS	Uraian Komoditi Commodity Description	Berat Bersih / Net Weight (Kg)		Nilai / Value C.I.F (US\$)	
		Bulan ini Current Month	Kumulatif Cum.Jan. to date	Bulan ini Current Month	Kumulatif Cum.Jan. to date
8517702900	Oth parts of transmission app, oth thanradio-broadcasting/television trans app	36,205	222,987	4,767,832	32,279,200
8517703100	Other printed circuit boards, assembledfor line telephony/line telegraphy	2,717	8,283	181,891	618,619
8517703200	Other printed circuit boards, assembledfor radio-telephony/radio-telegraphy	829	3,597	21,096	132,611
8517703900	Other printed circuit boards, assembledfor other	6,336	59,590	523,506	5,390,122
8517704000	Antennae of a kind used with apparatusfor radio-telephony/radio-telegraphy	234,063	887,012	17,620,193	38,846,190
8517709100	Oth parts for line telephonyor line telegraphy	32,219	119,600	1,371,939	7,569,656
8517709200	Other parts for radio-telephonyor radio-telegraphy	927	3,033	18,951	375,565
8517709900	Other parts in subheading 85.17.70	729,960	3,147,321	67,248,371	251,519,401
8518101100	Microphones having a frequency rangeof 300 hz to 3.4 khz	4,895	67,534	129,924	784,215
8518101900	Oth microphones,whether/ not withtheir stands	132,842	339,564	777,010	1,831,644
8518109000	Other microphones	31,443	131,935	264,872	1,818,506
8518210000	Single loudspeakers, mounted in theirenclosures	200,253	2,104,838	891,551	8,248,083
8518220000	Multiple loudspeaker,mounted inthe same enclosures	134,768	636,381	684,886	3,505,293
8518291000	Box assembly speakers	9,425	145,080	41,834	830,113
8518292000	Loudspeakers,without housing, havinga freq 300 hz to 3.4 khz	19,928	93,670	28,552	182,841
8518299000	Other loudspeakers	642,282	4,829,202	2,907,992	22,129,736
8518301000	Headphones	63,591	218,897	272,737	1,331,655
8518302000	Earphones	166,233	805,176	1,691,171	4,417,982
8518303100	Handsets for telephonic apparatus	3,605	13,277	17,995	80,115
8518303900	Other headphones and earphones,combined microphone/speaker sets	23,102	119,802	54,399	322,653
8518304000	Line telephone handsets	0	547	0	41,259
8518309000	Sets consisting of a microphone and oneor more loudspeakers	15,531	77,578	139,092	852,987
8518401000	Audio-frequency electric amplifiers,having 6/more inputs signal lines	16,038	45,194	14,435	37,043
8518402000	Audio-frequency electric amplifier usedas repeaters in line telephony	0	61	0	26,497
8518403000	Audio-frequency electric amplifier usedas repeater in telephony not line tlpny	0	135	0	15,184
8518409000	Other amplifier listrik audio-frekuensi	94,652	340,913	1,834,546	10,741,939
8518500000	Other electric sound amplifier sets	24,757	251,336	197,497	1,297,633
8518901000	Parts of subhead 8518.10.11,8518.29.208518.30.40, 8518.40.20,inc print circuit	377,514	2,639,535	2,214,639	13,087,551
8518902000	Parts of goods of subheadings 8518.40.10	11	10,429	594	85,930
8518909000	Parts of goods of subheadings 8518.50.108518.50.20	1,213,852	4,632,220	6,611,091	33,012,806
8519200000	App operated by coins, banknotes, bankcard, token/by other mean of payment	67	615	3,722	50,254
8519300000	Turntables (record-decks)	179	180	825	828
8519811000	Pocket size cassette recorders, thedimensions of which < 170 x 100 x 45 mm3	609	1,029	2,280	6,724
8519812000	Cassette recorders,with amplifiers/loud-speakers, operate with ext. source-powr	134	560	27,928	92,917
8519813000	Compact disc players	2,962	17,608	21,509	138,939
8519815000	Dictating mach not capable of operatingwithout an external source of power	0	2	0	333
8519816000	Magnetic tape recorder incorp soundreproducing app, digital audio type	296	12,823	60,422	211,817
8519817000	Other sound reproducing app, cassettype	0	536	0	1,890
8519819000	Other apparatus using magnetic, opticalor semi-conductor	10,350	36,438	439,405	1,634,654
8519892000	Record-players with/without loudspeakers	760	946	3,500	25,999
8519899000	Other apparatus not using magnetic,optical/semiconductor	30,810	123,323	425,560	1,779,054
8521100000	Magnetic tape-type of video recording/reproducing apparatus with video tuner	3,592	3,935	70,084	137,772
8521901100	Laser disc player for used in cinemato-graphy, television/broadcasting	0	958	0	29,230
8521901900	Other laser disc players	38,375	232,624	241,652	1,247,379
8521909100	Oth video recording for used in cinematography, television/broadcasting	992	21,232	130,328	427,621
8521909900	Oth video recording/reproducing app,whether/not incorp. a video tuner.	109,201	639,560	1,818,575	6,975,639
8522100010	Pick-up cartridges for special used incinematography, television/broadcasting	1	5,180	9	81,025
8522100090	Other pick-up cartridges	31,372	91,881	1,457,135	2,938,311
8522901000	PCB assemblies for TV, broadcastingcinematograph sound recorder/reproducer	141,320	486,702	721,389	2,196,221
8522902000	Printed circuit boards assemblies fortelephone answering machines	0	11,005	0	358,465
8522904000	Audio/video tapedecks and compact discmechanisms	47,800	214,360	750,361	3,318,985
8522905000	Audio/video reproduction heads, magneticitype, magnetic erasing heads and rod:	4,215	35,514	174,186	900,450
8522909100	Oth parts, accessories of cinematographysound recorders/reproducers	1,826	42,308	5,052	1,204,430
8522909300	Other parts and accessories for goods ofsubheading 8519.81/heading 85.21	47,675	183,616	2,358,394	7,181,590
8522909900	Other parts and accessories for goods ofsubheading 85.19 other than 85.19.81	207,874	1,194,536	3,025,106	16,153,712
8523211000	Cards incorporating a magnetic stripeunrecorded	9,750	54,832	434,536	1,420,721
8523212000	Cards incorporating a magnetic striperecorded	2,389	12,742	1,270,186	3,560,100
8523291100	Magnetic tapes, of a width < 4mm forcomputer tapes, unrecorded	113	188	5,260	10,094
8523291200	Magnetic tapes, of a width < 4mm forvideo tapes, recorded	1	3	22	92
8523291910	Other magnetic tapes, of a width < 4mmunrecorded	13,665	31,141	50,713	138,270
8523291990	Other magnetic tapes, of a width < 4mmrecorded	753	1,505	4,470	28,890
8523292100	Magnetic tapes, of a width >= 4mm, and< 6.5 mm for computer tapes, unrecorde	6,976	23,464	37,556	95,970
8523292200	Magnetic tapes, of a width >= 4mm, and< 6.5 mm for computer tapes, recorded	3,695	38,146	12,150	110,400
8523292910	Other magnetic tapes, of a width >= 4mm,and < 6.5 mm, unrecorded	13,419	222,220	85,120	1,402,982
8523292990	Other magnetic tapes, of a width >= 4mm,and < 6.5 mm, recorded	5	5	231	231
8523293100	Magnetic tapes, of a width >=6.5 mm forcomputer tape,in pancake/jumbo,unrec	122	941	11,246	79,526
8523293300	Magnetic tapes, of a width >=6.5 mm foroth, in pancake/in jumbo form,unrecord	153	7,341	5,982	22,312
8523293910	Oth magnetic tapes, of a width >=6.5 mm,unrecorded	93,164	378,208	428,855	1,838,728
8523293990	Oth magnetic tapes, of a width >=6.5 mm,recorded	0	136	0	85,295
8523294100	Magnetic discs for reproducingphenomena other than sound/image	27	269	287	2,380
8523294200	Magnetic discs for reproducing representof instruction, data, sound, image	270	38,831	8,888	461,928
8523294300	Other magnetic discs, unrecorded	0	33,686	0	65,369
8523294400	Other magnetic discs, recorded	41	641	473	8,495
8523299100	Magnetic media for computer use, unrecorded	20,170	91,991	87,933	585,664
8523299300	Magnetic media for reproducing representof instruction, data, sound, image	13,484	134,621	890,040	4,688,184
8523299900	Other magnetic discs	7,074	49,945	74,983	447,236
8523401100	Discs for laser reading systems forcomputer use, unrecorded	4,719	524,478	241,649	2,921,518
8523401200	Discs for laser reading systems forreproducing phenomena not sound/image	1	792	1	20,365

I.3. IMPOR MENURUT KOMODITI / IMPORT BY HS COMMODITY
 *** JUNI / JUNE 2010 ***

HS	Uraian Komoditi Commodity Description	Berat Bersih / Net Weight (Kg)		Nilai / Value C.I.F (US\$)	
		Bulan ini Current Month	Kumulatif Cum. Jan. to date	Bulan ini Current Month	Kumulatif Cum. Jan. to date
8523401300	Discs for laser reading systems for reproducing sound only	2	786	56	11,615
8523401400	Discs for laser reading system for reproduction of instruction, data, sound, image	710	5,286	2,219,949	9,117,120
8523401900	Other discs for laser reading systems	153	15,116	12,652	559,784
8523409100	Optical media for computer use, unrecorded	137	449	380	298,382
8523409400	Optical media for reproducing, representation of instruction, data, sound, image	13	586	9,917	138,508
8523409910	Other optical media, unrecorded	1,678	44,812	690,984	3,394,445
8523409990	Other optical media, recorded	1,660	18,390	381,835	2,163,351
8523511000	Solid-state non-volatile storage devices suitable for computer use, unrecorded	2,748	11,743	18,382	194,921
8523513000	Solid-state non-volatile storage devices representation of instruction, data, sound, images	427	640	59,485	124,749
8523519010	Solid-state non-volatile storage devices unrecorded	9,463	24,821	439,973	1,271,802
8523519090	Solid-state non-volatile storage devices recorded	60	509	15,781	35,442
8523520000	Smart cards	126,915	807,338	5,537,000	38,690,746
8523591000	Proximity cards and tags	2,107	5,863	31,575	132,931
8523592000	Other semiconductor media, suitable for computer use, unrecorded	4,328	20,832	27,277	145,597
8523593000	Other semiconductor media, suitable for reproducing, phenomena not sound/image	0	13	0	2,033
8523594000	Other semiconductor media, suitable for reproduction of instruction, data, sound, image	2,144	2,782	11,690	13,107,288
8523599010	Other semiconductor media, unrecorded	268	1,547	981	6,500
8523599090	Other semiconductor media, recorded	2,308	2,324	7,078	10,458
8523801000	Other disc, tapes, solid-state non-volatile storage for computer use, unrecorded	1,027	4,969	781,689	4,202,394
8523802000	Other disc, tapes, solid-state non-volatile storage for reproduction, phenomena not sound/image	0	15	0	130
8523803000	Other disc, tape, solid-state non-volatile for reproduction, representation of instruction, data, sound	58,155	397,183	268,305	2,979,877
8523809090	Other disc, tapes, solid-state non-volatile storage recorded	288	1,143	3,454	45,015
8525500010	Transmission apparatus for radio-broadcasting	190	206	600	4,972
8525500020	Transmission apparatus for television	13,536	41,957	104,239	2,450,627
8525500090	Other transmission apparatus for other	11,980	68,484	810,391	4,293,578
8525600000	Transmission apparatus incorporating reception apparatus	978	9,831	143,400	272,122
8525801000	Web cameras	17,304	72,755	73,483	382,550
8525802011	Digital still image video cameras	4,077	19,465	678,538	2,276,326
8525802019	Other digital camera	99,894	530,792	2,005,891	16,715,374
8525802020	Video camera recorders	28,361	139,121	1,110,954	6,793,068
8525809000	Television camera	39,033	263,433	315,691	3,626,597
8526101000	Radar apparatus, ground-based, of a kind for incorporation in civil aircraft/seagoing vessel	142	1,439	5,223	164,236
8526109000	Other radar apparatus	6,642	102,482	44,140	673,447
8526911000	Radio navigational aid apparatus, for incorporation in civil aircraft/seagoing vessel	37	5,167	200	754,569
8526919000	Other radio navigational aid apparatus	4,173	39,942	631,842	2,061,420
8526920000	Radio remote control apparatus	19,258	166,273	521,569	2,818,115
8527120000	Pocket-size radio cassette-players	4,300	6,435	20,502	45,572
8527131000	Other apparatus combined with sound, recording or reproducing apparatus, portable	10,807	76,646	49,255	458,140
8527139000	Other apparatus combined with sound, recording or reproducing apparatus, not portable	208	1,972	4,934	67,235
8527191100	Reception apparatus capable of plan, management, monitoring of electromagnetic spectrum portable	4,490	4,490	9,889	9,889
8527191900	Reception apparatus capable of plan, management, monitoring of electromagnetic spectrum not portable	5	3,491	1,973	166,135
8527199100	Other radio-broadcast receiver can operate without external source of power, portable	20,235	71,839	29,468	132,038
8527199900	Other radio-broadcast receiver can operate without external source of power, not portable	0	291	0	7,707
8527210000	Radio-broadcast receiver, use external source power combined with sound record apparatus	26,630	139,735	1,336,794	5,952,190
8527290000	Radio-broadcast receivers, not capable of operation without external source of power	44,164	160,080	2,324,437	8,816,334
8527911000	Other reception apparatus for radio-broadcast, combined with sound record apparatus, portable	0	1,562	0	20,455
8527919000	Other reception apparatus for radio-broadcast, combined with sound record apparatus, not portable	15,152	110,658	185,952	1,327,516
8527921000	Other reception apparatus for radio-broadcast, not combined with sound record apparatus, portable	320	9,595	4,578	158,621
8527929000	Other reception apparatus for radio-broadcast, not combined with sound record apparatus, not portable	0	33,911	0	60,850
8527991000	Other reception apparatus for radio-broadcast, portable	32	16,998	9,426	42,824
8527999000	Other reception apparatus for radio-broadcast, not portable	2,350	22,518	18,809	138,768
8528411000	Color cathode-ray tube monitor focused in auto data processing system, head 84.71	1,412,379	5,521,497	714,458	4,683,961
8528412000	Other color cathode-ray tube monitor focused in auto data processing system, head 84.71	13,902	154,505	37,872	571,791
8528491000	Other color cathode-ray tube monitor used in auto data processing system head. 84.71	9,007	41,466	589,887	3,432,212
8528492000	Other color cathode-ray tube monitor in auto data processing system, head 84.71	3	2,538	180	33,288
8528511000	Projection type flat panel display unit for auto data processing system head 84.71	76,499	853,005	2,045,519	27,902,935
8528512000	Other color monitor used in auto data processing system head. 84.71	1,434,700	7,272,411	46,497,920	234,420,357
8528513000	Other color monitor used in automatic data processing system head 84.71	2,178	5,585	148,597	356,918
8528591000	Other color monitors used in auto data	6,196	34,324	331,441	2,072,725
8528592000	Other color monitors	629	6,610	18,808	106,943
8528611000	Flat panel display types used in auto-data processing system head. 84.71	9,138	30,056	177,536	1,077,959
8528619000	Other projector for used in an automatic data processing system head. 84.71	14,044	66,663	533,684	2,239,847
8528690000	Other projectors	14,895	59,597	94,016	671,351
8528711000	Reception apparatus for TV, not designed for incorporation into video display, with communication function	0	1,912	0	40,589
8528719000	Other reception apparatus for TV, not designed for incorporation into video display	8,289	101,698	159,364	1,813,266
8528721000	Other color receivers, battery operated	77	254	5,297	15,900
8528729000	Other color receivers, not battery operated	529,279	2,483,151	10,986,714	54,593,591
8528739000	Other color receiver, not battery operated	12	147	197	8,257
8529102000	Parabolic aerial reflector dishes for direct broadcast, multi-media system & part	544,546	1,547,984	2,205,073	6,794,184
8529103000	Telescopic, rabbit ear & dipole antennae for television/radio receivers	61,002	267,479	204,309	842,298
8529104000	Aerial filters and separators	17,326	102,574	407,025	1,692,257
8529106000	Feed horn (wave guide)	167,640	321,453	1,210,834	1,924,603
8529109200	Other aerial/reflector with transmission apparatus for radio-broadcasting/TV	9,627	41,433	248,959	1,850,152
8529109900	Aerials & reflectors of all kinds not for radio-telephony/radio-telegraphy	69,307	227,387	2,467,920	4,641,007
8529902000	Parts of decoders suitable for use with the apparatus of headings 85.25 to 85.28.	21,233	213,152	481,305	3,191,912
8529904000	Parts of digital cameras/video camera recorders with apparatus of heading 85.25 to 85.28	304,485	2,236,761	37,046,474	265,803,317
8529905100	Other PCB, assembled for goods of subheading 8525.50/8525.60	498	1,156	5,268	274,841
8529905200	Other PCB, assembled for goods of subheading 8527.13; 8527.19; 8527.21; 8527.91 atau 99)	94,127	658,610	692,910	4,049,280

I.3. IMPOR MENURUT KOMODITI / IMPORT BY HS COMMODITY
 *** JUNI / JUNE 2010 ***

HS	Uraian Komoditi Commodity Description	Berat Bersih / Net Weight (Kg)		Nilai / Value C.I.F (US\$)	
		Bulan ini Current Month	Kumulatif Cum.Jan. to date	Bulan ini Current Month	Kumulatif Cum.Jan. to date
8529905300	Other PCB, assembled for flat panel display of heading 85.28	5,680	39,590	104,179	822,473
8529905400	Other PCB, assembled for TV receivers of heading 85.28	40,697	363,185	181,350	3,733,546
8529905500	Other PCB, assembled for goods of heading 85.28	0	174	0	33,093
8529905900	Other PCB	114,162	1,145,258	1,157,054	17,753,151
8529909100	Parts of TV receivers suitable for with the apparatus of hd 85.25 to 85.28	2,879,976	13,244,991	28,480,915	126,517,011
8529909400	Parts of flat panel display for use with the apparatus of hd 85.25 to 85.28	22,417	146,650	128,964	980,213
8529909900	Other parts suitable for use with the apparatus of hd 85.25 to 85.28	700,244	3,376,993	21,116,208	69,380,321
8530100000	Elect. signall, safety/traffic control equip for railways/tramways	6	713	241	101,519
8530800000	Elect. signall, safety/traffic control equip for road,inland waterway,park fasc	14,912	78,846	327,330	1,648,898
8530900000	Part of electrical signall, safety/traffic control equipment	3,030	33,800	149,211	715,093
8531101000	Burglar alarms	3,675	46,146	12,329	216,907
8531102000	Fire alarms	103,022	353,225	1,527,767	4,437,597
8531103000	Smoke alarms	6,485	22,579	35,294	254,071
8531109000	Other alarms and similar apparatus	62,695	453,388	1,496,162	7,061,904
8531200000	Indicator panel incorp liquid crystal devices (lcd)/light emitting diode (led)	134,038	856,648	7,682,610	43,442,098
8531801100	Door bells, buzzers and dings	2,070	33,352	2,514	189,680
8531801900	Other electric bells	2,982	12,572	98,715	681,143
8531802000	Flat panel displays (including electroluminescence, plasma and other technolog	1,591	153,586	82,813	4,265,826
8531809010	Telegraphic apparatus for ships engine rooms	0	3,474	0	35,264
8531809090	Other electric sound/visual signalling apparatus	14,354	94,697	111,067	1,071,407
8531901000	Parts incl, printed circuit assemblies of subheading 8531.20/8531.80.20	1,016	11,109	41,602	242,325
8531902000	Parts of door bells/other door sound signaling apparatus	121	374	10,843	20,957
8531909000	Other parts of electric sound/visual signaling apparatus	4,475	49,458	102,802	1,071,987
8532100000	Fixed capacitor design for use in 50/60hz circuit, reactive power >0.5 kvar	174,980	878,287	4,833,168	29,281,116
8532210000	Tantalum fixed capacitors	6,303	67,497	617,927	3,540,907
8532220000	Aluminium electrolytic fixed capacitors	401,456	2,217,609	5,634,311	31,093,672
8532230000	Ceramic dielectric, single layer of fixed capacitor	38,572	149,016	1,983,036	6,952,353
8532240000	Ceramic dielectric, multilayer	44,815	254,335	2,662,226	17,110,297
8532250000	Dielectric of paper/plastics of fixed capacitor	47,766	213,201	718,493	2,769,364
8532290000	Other fixed capacitors	1,059,304	1,776,047	8,550,929	25,587,249
8532300000	Variable/adjustable (pre-set) capacitors	48,118	165,142	998,012	3,140,961
8532900000	Parts of other fixed capacitors	413,644	1,809,838	12,403,122	59,099,429
8533101000	Fixed carbon resistors, composition/film types surface mounted	30,571	177,074	1,874,492	8,107,236
8533109000	Fixed carbon resistors, composition/film types not surface mounted	74,875	360,269	3,221,374	16,612,106
8533210000	Oth fixed resistors for a power handling capacity <= 20w	70,201	324,765	1,788,571	12,185,254
8533290000	Oth fixed resistors for a power handling capacity > 20w	54,010	269,726	1,658,133	13,041,993
8533310000	Wirewound variable resistors, rheostats, for a power handling capacity <= 20w	9,924	34,102	40,321	127,349
8533390000	Wirewound variable resistors, rheostats, for a power handling capacity > 20w	7,254	43,360	206,728	1,132,710
8533400000	Other variable resistors, including rheostats and potentiometers	27,231	197,014	1,169,421	6,208,418
8533900000	Parts of lectrical resistors	26,845	1,164,447	1,448,682	23,302,445
8534001000	Printed circuits, single-sided	95,563	553,985	4,132,112	15,321,863
8534002000	Printed circuits, double-sided	25,760	158,126	1,253,263	7,907,322
8534003000	Printed circuits, multi-layer	95,937	306,433	3,399,495	12,167,707
8534009000	Oth printed circuits	596,420	2,842,001	26,386,548	135,060,943
8535100000	Fuses for voltage >1000volts	63,318	233,988	793,955	3,503,903
8535211000	Automatic circuit breakers for a volt < 72.5 kv, moulded case type	413	16,580	100,039	490,295
8535219000	Automatic circuit breakers for a volt < 72.5 kv, other than moulded case type	97,941	444,235	2,397,780	9,070,124
8535290000	Automatic circuit breakers for a volt >= 72.5 kv, moulded case type	15,942	249,938	229,729	2,615,971
8535301000	Isolating switches, make-&-break switch suitable for a volt > 1 kv & < 40 kv	4,495	16,469	306,742	594,451
8535302000	Isolating switches, make-&-break switch for voltage >= 66 kv	9	306,886	217	2,140,144
8535309000	Isolating switches, make-&-break switch for voltage >= 40 kv and < 66 kv	25,504	218,922	496,897	3,400,656
8535400000	Lightning arresters, voltage limiters and surge suppressors	102,210	385,771	778,695	2,569,018
8535901000	Bushing and tap changer assemblies for electricity distrib/power transformers	70,228	342,610	1,768,302	10,780,980
8535909000	Oth elect app. for switch/prot. elect circuits, for make connect elect circuits	225,718	1,499,440	2,544,594	15,821,888
8536101000	Thermal fuses; glass type fuses for voltage <= 1000volts	38,862	354,997	791,432	4,561,905
8536109000	Other fuses for voltage <= 1000 volts	466,774	2,373,019	1,887,768	9,626,480
8536201000	Automatic circuit breakers moulded case type for voltage <=1000volts	6,807	23,304	39,078	292,772
8536202000	Auto-circuit breaker for incorp into elec-thermic for voltage <=1000volts	0	1,272	0	5,955
8536209000	Other automatic circuit breakers for voltage <=1000volts	42,826	147,511	150,842	1,207,973
8536300000	Oth apparatus for protecting electrical circuits	120,132	785,187	2,831,469	16,665,072
8536410000	Relay for a voltage <= 60 volts circuits	123,629	511,112	2,504,906	10,987,031
8536490000	Relay for a voltage > 60 volts and <= 1000 volts	99,553	574,242	2,221,400	14,703,527
8536502000	Over current, residual current automatic switches for voltage <= 1000 volts	69,299	137,347	702,728	1,438,153
8536503100	High inrush switch, commutator for stoveranges, microphone switch, domestic u:	20,514	226,807	82,884	1,428,187
8536503900	High inrush switch, commutator for stoverange, microphone switch, not domestic	140,157	982,920	1,332,374	8,489,836
8536504000	Miniature switches for rice cooker/oventoasters	0	104	0	472
8536505000	Electronic AC switch consist of optical couple input,output circuits,elect switc	24,384	179,469	688,472	3,655,387
8536506100	Make, break switches for domestic use with rated current carry cap < 16 amps	1,149	4,530	14,653	68,303
8536506900	Make, break switch not for domestic use with rated current carry cap < 16 amps	8,714	53,996	116,753	722,160
8536509100	Starters for elect motor,fuses,switch,fuse, suitable for use in electric fans	31,997	131,256	909,316	3,651,650
8536509910	Smoke switches	3,647	15,124	115,297	589,101
8536509990	Oth electronic AC switches for voltage < 1000 v & acurrent <= 11 amps	363,424	1,814,705	7,832,411	32,765,406
8536611000	Lamp-holders of a kind for compact lamp or halogen lamps	3,937	26,513	29,119	165,078
8536619000	Lamp-holders oth than compact lamps/halogen lamps	161,286	911,696	418,765	2,122,141
8536691100	Telephone plugs for domestic use, rate current carrying capacity < 16 amps	28,989	90,396	547,719	2,338,085
8536691900	Telephone plugs not for domestic use, rate current carrying capacity < 16 amps	40,880	153,500	722,065	2,530,349
8536692100	Av sockets, cathode ray tube sockets for tv, radio receiv, cap < 16amp, domestic use	2,121	4,398	7,098	40,161
8536692900	Av sockets, cathode ray tube sockets for tv, radio recv, cap < 16amp, not domestic us	21,691	89,146	410,390	1,165,707

I.3. IMPOR MENURUT KOMODITI / IMPORT BY HS COMMODITY
 *** JUNI / JUNE 2010 ***

HS	Uraian Komoditi Commodity Description	Berat Bersih / Net Weight (Kg)		Nilai / Value C.I.F (US\$)	
		Bulan ini Current Month	Kumulatif Cum.Jan. to date	Bulan ini Current Month	Kumulatif Cum.Jan. to date
8536693100	Sockets,plug for co-axial cable,printedcircts, domest use, radio equip,<16amps	619	6,961	8,765	118,805
8536693900	Sockets,plug for co-axial cable,printedcircts,not domest use,radio equip,<16amp	46,761	207,240	837,153	4,294,268
8536699100	Other plug and sockets, domestic use,radio equip., acapacity < 16 amps	13,004	88,530	115,619	839,316
8536699900	Other plug & sockets, not domestic use,radio equip., acapacity < 16 amps	82,291	308,943	2,108,335	6,174,043
8536700000	Connectors for optical fibres, opticalfibres bundles/cables	29,703	285,118	680,300	3,705,339
8536901100	Connection, contact elements for wiresand cables; wafer probers	44,099	437,026	1,647,612	9,845,104
8536901900	Other connection, contact elements forwires and cables; wafer probers	87,611	845,561	2,288,753	24,954,260
8536902100	Junction boxes for domestic use,cap. <16 amps, for use elect fan/radio	65,834	349,923	1,203,268	6,145,083
8536902900	Junction boxes not for domestic use,cap. <16 amps, for use elect fan/radio	346,048	1,570,200	7,191,529	33,574,250
8536903100	Cable connectors consist of a jack plug,domestic use,<16amp, for elect fan/radio	81,292	332,831	654,153	3,560,898
8536903900	Cable connectors consist of a jack plug,not domestic,<16amp, for elect fan/radio	4,487,355	6,247,642	19,019,306	60,872,915
8536909100	Oth cable connect consist of jack plug,cap. <16 amps, for use elect fan/radio	25,806	98,784	321,046	1,361,473
8536909910	Connector & socket cable for ic,printedcircuit	91,573	488,707	2,574,714	11,734,396
8536909990	Other connector and socket cable	587,014	3,179,920	11,701,230	67,412,829
8537101000	Switchboards&control panels for voltage<= 1000 volt	154,693	695,422	821,379	13,120,584
8537102000	Distribution boards for use with goods of hd.84.71,85.17,85.25 < 1000 volt	7,542	67,735	104,242	1,847,905
8537103000	Programmable logic controllers for auto-mach for trans. for voltage <=1000volt	14,036	105,977	99,980	1,078,938
8537109000	Oth board for elect control for voltage<= 1000volt	338,634	8,520,678	7,291,462	76,421,922
8537201100	Switchboards incorp. elect instrum forbreak, connect/protect elect circit>66 kv	44,881	50,577	621,958	833,085
8537201900	Switchboards incorp. elect instrum forbreak,connect/protect e-circit<1000v&>66kv	42,046	599,477	831,600	15,137,675
8537202100	Control panel incorp. elect instrum forbreak,connect/protect e-circuit > 66 kv	27,451	82,738	728,428	1,801,447
8537202900	Other control panels for a voltage>1,000 volts	128,861	469,583	2,143,390	14,538,560
8537209000	Oth board for electric control fora voltage > 1000 volt	894,816	1,917,266	6,020,430	19,113,116
8538101100	Parts of programmable logic controllersfor auto mach for trans. for <=1000v	46,448	157,928	111,811	1,012,445
8538101200	Board,panel,console,desk,cabinets ofuse in radio equipment, voltage <= 1000v	0	433	0	9,141
8538101900	Oth board,panel,console,desk,cabinets ofused in radio equipment, voltage<=100	24,012	195,782	482,917	3,139,895
8538102100	Parts of programmable logic control forauto-mach for trans. for voltage >1000 v	344	5,713	15,628	233,243
8538102900	Board,panel,console,desk,cabinets ofused in radio equip, voltage>1000 v	78,449	384,807	1,434,783	8,803,618
8538901100	Oth board,panel,console,desk,cabinetsconnect for wires, wafer prober<=1000 v	65,784	359,719	1,542,415	8,033,728
8538901200	Parts of goods of subhd 8536.50.50,8536.69.30,8536.90.10 for voltage<=1000v	34,583	168,608	770,763	3,294,667
8538901300	Parts of goods of subheading8537.10.20 for voltage <=1000 volt	670	4,979	6,860	194,059
8538901900	Other parts of boards,panels consoles,for voltage <=1000 volt	242,029	655,358	1,807,638	6,201,687
8538902100	Parts/printed circuit ass. of telephoneplug connec for wires,wafer prober>1000v	11,979	61,466	183,487	961,499
8538902900	Other parts of boards,panels consoles,for voltage > 1000 volt	426,829	2,463,175	13,137,763	86,159,576
8539101000	Sealed beam lamp units for motorvehicles of chapter 87	105,115	390,026	619,787	2,636,923
8539109000	Other sealed beam lamp units	25,431	102,790	274,652	1,015,195
8539212000	Tungsten halogen for used in medicalequipment	153	503	2,807	22,544
8539213000	Tungsten halogen for used for vehicles	65,877	293,581	682,158	3,213,337
8539214000	Other reflector lamp bulbs of tungstenhalogen	10,453	23,360	26,032	79,447
8539219000	Oth tungsten halogen	35,240	159,651	306,550	1,965,451
8539222000	Other filament lamps, infra red, power<200 & voltage>100v in medical equip	0	1,225	0	3,903
8539223000	Other reflector lamp bulbs of a power<=200w & for voltage > 100 volt	887	8,406	10,097	83,927
8539229000	Other filament lamps, infra red, power<=200 w& voltage>100v	46,695	228,096	184,487	911,880
8539291000	Other filament lamps, excluding uvor infra-red lamps, in medical equipment	1,643	4,212	24,970	69,904
8539292000	Other filament lamps, excluding uvor infra-red lamps, for motor vehicles	138,432	464,117	2,006,274	9,575,335
8539293000	Other reflector lamp bulbs	24,008	94,099	171,145	880,013
8539294000	Flashlight bulbs; miniature indicatorbulbs, rated up to 2.25 v	930	38,695	11,531	338,346
8539295000	Other filament lamps, capacity > 200w &<=300w, voltage>100volts	1	2,614	31	47,333
8539296000	Other filament lamps, capacity < 200w &<=300w, voltage <= 100volts	2,230	9,359	354,571	1,041,743
8539299000	Other filament lamps, excl ultra-violetor infra-red lamps	167,019	770,415	1,853,057	5,244,581
8539311000	Tubes for compact fluorescent lamps	29,012	294,198	115,441	1,200,935
8539319010	Tube lamps	66,729	285,779	348,255	1,513,280
8539319020	Compact fluorescent lamps	32,089	48,929	49,482	204,114
8539319090	Other fluorescent, hot cathode	1,400,989	7,751,452	15,096,881	74,098,892
8539320000	Mercury/sodium vapour lamps; metalhalide lamps	46,095	167,652	766,880	2,806,084
8539391000	Tubes for compact fluorescent lamps,cold cathode types	68,778	255,462	127,280	568,609
8539392000	Discharge lamps for decorative andpublicity purposes	1,731	12,778	16,421	38,616
8539393000	Other fluorescent cold cathode types	622	5,026	13,979	31,979
8539394000	Electric lamps for mtr vehicle/cycles	56,749	201,021	459,444	2,237,824
8539399000	Discharge lamps, other than uv lamps	19,408	167,033	145,762	1,157,185
8539410000	Arc lamps	22	5,337	5,947	51,939
8539490000	Ultra-violet/infra-red lamps	18,404	131,884	394,978	1,863,088
8539901000	Part of alumi end caps for fluorescentlamps alum. screw caps for incand lamps	234,068	1,367,446	829,853	6,664,844
8539902000	Oth parts,for lamps of vehicles of allkinds	31,756	83,712	645,310	817,947
8539909000	Oth part of elect filament/discharge lamps including sealed beam lamp unit	384,187	1,883,736	3,489,611	19,092,940
8540110000	Color cathode-ray television picturetube incl video monitor cathode-ray tube	1,849,672	14,148,185	3,145,210	24,825,248
8540120000	B/w cathode-ray TV picture tubes,incl video monitor cathode-ray tubes	52,127	67,070	104,183	154,987
8540200000	Tv camera tubes; image converters andintensifiers; other photo-cathode tubes	17,976	124,037	90,308	633,828
8540401000	Data/graphic display tubes color foruse with articles of heading 85.25	0	3,924	0	328,130
8540409000	Data/graphic display tube color not foruse with articles of heading 85.25	104	19,680	5,918	171,895
8540500000	Data/graphic display tubes, black andwhite/other monochrome	12,545	22,624	48,026	170,406
8540600000	Other cathode-ray tubes	4	618	592	23,400
8540710000	Magnetrons of microwave tubes	66	2,416	38,033	51,444
8540790000	Travelling wave tube, carinotrons exclgrid-controlled tubes of microwave tubes	548	1,636	23,645	68,541
8540810000	Receiver/amplifier valves and tubes	74	845	3,076	68,208
8540890000	Other valves and tubes	546	8,141	9,553	222,694
8540910000	Parts of cathode-ray tubes	139,901	1,437,167	2,988,878	14,720,169
8540991000	Parts of microwave tubes	3,243	6,486	9,529	18,940

I.3. IMPOR MENURUT KOMODITI / IMPORT BY HS COMMODITY
 *** JUNI / JUNE 2010 ***

HS	Uraian Komoditi Commodity Description	Berat Bersih / Net Weight (Kg)		Nilai / Value C.I.F (US\$)	
		Bulan ini Current Month	Kumulatif Cum.Jan. to date	Bulan ini Current Month	Kumulatif Cum.Jan. to date
8540999000	Other parts of thermionic, cold cathode or photo cathode valves and tubes	5,777	7,175	102,573	131,013
8541100000	Diodes, other than photosensitive/light emitting diodes	165,889	750,977	12,160,163	78,351,539
8541210000	Transistor with a dissipation rate of < 1 w	9,807	65,163	1,195,888	5,607,655
8541290000	Transistor with a dissipation rate of >= 1 w	148,258	756,315	5,929,850	30,739,851
8541300000	Thyristors, diacs and triacs, other than photosensitive devices	11,934	68,075	1,988,533	10,021,566
8541401000	Light emitting diodes	20,247	118,551	1,616,245	10,348,809
8541402000	Photocells, including photodiodes/photo-transistors	19,364	172,899	705,297	3,403,298
8541409000	Oth photosensitive semiconductor device, including photovoltaic cells	59,555	398,612	10,302,265	44,524,555
8541500000	Other semiconductor devices	20,787	144,200	1,068,498	6,102,210
8541600000	Mounted piezo-electric crystals	105,310	196,389	1,779,460	6,093,187
8541900000	Parts of diodes, transistors & similar semiconductor devices	10,884	99,338	6,823,319	17,239,536
8542310000	Processors, controller, converter, logic circuit, amplifier, clock timing circuit	921,749	1,908,731	26,245,005	143,713,766
8542320000	Memories of elect integrated circuits	46,544	169,068	5,246,131	22,195,039
8542330000	Amplifiers of elect integrated circuits	18,497	121,024	394,297	2,510,108
8542390000	Other electronic integrated circuits	244,898	1,279,317	53,249,906	315,641,876
8542900000	Parts of electronic integrated circuits	338,769	1,354,587	56,573,276	149,139,211
8543100000	Particle accelerators	189	5,382	16,061	313,610
8543200000	Signal generators	2,308	35,851	61,704	514,542
8543302000	Wet processing equip. for the applic. by immersion of chemical/elec. chemical	5,779	8,753	21,062	79,639
8543309000	Oth machines & app for electroplating, electrolysis/electrophoresis	6,949	214,688	525,669	8,511,070
8543701000	Electric fence energisers	408	73,661	185,598	764,655
8543702000	Remote control apparatus, other than radio remote control apparatus	102,500	610,454	741,375	3,778,817
8543703000	Electrical machines with translation or dictionary functions	13,180	27,579	565,811	2,336,459
8543704000	Equip for the removal of dust particles or elimination of electrostatic charge	6,973	11,618	110,988	371,374
8543705000	Integrated receiver/decoder for direct broadcast multimedia systems	192,874	693,475	1,225,905	3,617,219
8543709010	Electrical mine detonators	413	13,887	11,364	125,023
8543709090	Other electrical detonators	212,779	1,163,566	1,673,224	7,987,466
8543901000	Parts of goods of subheading 8543.10/8543.20	4	10,163	12	147,581
8543902000	Parts of goods of subheading 8543.30.20	8,994	51,476	14,181	265,714
8543904000	Parts of goods of subheading 8543.70.40	16	1,652	21,847	740,061
8543905000	Parts of goods of subheading 8543.70.50	15,160	63,957	56,124	199,962
8543909000	Other parts of goods of heading 8543	154,892	1,091,950	2,153,617	15,118,554
8544110010	Winding wire of copper, laquered/enamelled	433,715	2,472,898	4,033,531	22,595,081
8544110020	Winding wire of copper, cover with papertextile material/PVC	215,446	779,606	1,600,934	6,957,743
8544110030	Winding wire of copper, laquer/enamelled & cover with paper, textile material/P	65,657	465,959	599,612	4,308,259
8544110040	Winding wire of copper, rect cross-sect. and without connectors	105,824	470,333	924,781	3,990,928
8544110090	Other winding wire of copper	564,701	2,579,427	4,567,953	22,651,648
8544191000	Winding wire not of copper, laquered/enamelled	329	12,259	22,414	187,466
8544192000	Winding wire not of copper of manganese resistance wire	12,476	48,010	57,155	223,450
8544199000	Other winding wire not of copper	255,028	1,200,782	1,780,537	14,897,145
8544201000	Insulated cables fitted with connectors, for a voltage <= 66.000volts	909,465	3,343,013	6,368,593	26,332,988
8544202000	Insulated cable not fitted with connector for a voltage <= 66.000volts	947,585	4,730,910	5,213,621	23,496,703
8544203000	Insulated cables fitted with connectors for a voltage > 66.000volts	12,494	102,372	67,761	704,931
8544204000	Insulated cables not fitted with connectors for a voltage > 66.000volts	14,417	1,344,083	566,595	9,445,965
8544301000	Wiring harnesses for motor vehicles	104,142	537,649	1,754,296	8,659,153
8544309000	Oth ignition wiring sets, oth wiring set for used in vehicles, aircraft/ships	618,822	4,649,630	5,057,225	47,629,038
8544421100	Telephone, telegraph, radio relay cables submarine, for communication, <= 80 v	11,614	76,421	65,762	529,932
8544421900	Other fitted with connectors for telecom-munication, voltage <= 80 v	56,333	880,050	1,294,309	7,484,812
8544422000	Fitted with connectors for telecom-munication voltage > 80 v & <= 1000 v	158,475	273,520	897,588	1,677,031
8544423000	Battery cables for voltage <= 1000 v	137,442	148,914	99,637	216,058
8544429000	Oth fitted with connector, for voltage <= 1000 volts	147,095	1,201,629	2,537,845	17,867,267
8544491100	Telephone, telegraph, radio relay cables submarine, not for communication, <= 80 v	28,134	236,454	277,723	2,725,899
8544491900	Other fitted with connectors not for telecommunication, voltage <= 80 v	181,027	733,018	1,230,843	5,581,099
8544492100	Shielded wire for mfnact. of auto-wiring harnesses, not for communication, <= 80 v	900,862	2,721,899	5,532,436	24,591,983
8544492900	Oth fitted with connectors, <= 80 v, not for used for telecommunications	214,079	1,442,939	1,369,722	10,127,632
8544493100	Telephone, telegraph, radio relay cables submarine, for communication, > 80v & <= 1000v	0	1,591	0	41,491
8544493900	Oth fitted with connectors for telecommunication, voltage > 80 v and < 1000 v	70,051	494,137	395,949	4,227,551
8544494000	Other fitted with connectors, > 80 v & <= 1000 v of a kind not used for telecom	130,822	608,511	1,843,293	6,665,746
8544601000	Other electric conductors, volt > 1 kv and <= 36 kv	75,851	513,829	896,109	4,849,557
8544602100	Plastic insulated elec. cable having cross sec <= 400mm for 36kv < volt <= 66kv	9,195	120,803	164,945	763,846
8544602900	Plastic insulated elec. cable having cross sec > 400mm for 36kv < volt <= 66kv	918,836	3,033,149	3,669,978	12,586,317
8544603000	Other electric conductors, for a voltage > 66 kv	663	1,183,392	9,486	6,131,244
8544701000	Optical fibre cables teleph, telegraph, radio relay cables, submarine	57,839	197,304	314,998	1,181,047
8544709000	Other optical fibre cables	299,614	883,755	1,658,425	7,332,216
8545110000	Electrode of a kind used for furnaces	1,133,016	4,978,963	4,441,229	19,581,196
8545190000	Electrode of a kind used not for furnace	10,310	294,486	405,435	2,497,028
8545200000	Carbon brushes for electrical purpose	43,265	271,321	846,309	4,963,884
8545900010	Battery carbons	162,171	783,546	611,431	2,442,505
8545900090	Lamp carbon, oth articles of graphite/oth carbon, with/without metal	12,546	107,435	121,085	2,010,958
8546100000	Electrical insulators of any material of glass	236,230	1,168,444	567,043	2,907,019
8546200010	Ceramic bushing for transformer	66,543	452,963	653,556	2,950,500
8546200090	Oth elect insulators of any material of ceramics	928,997	3,228,517	1,184,319	4,476,399
8546900000	Oth elect insulators not of glass and of ceramics	378,815	1,132,815	1,122,789	7,206,986
8547100000	Insulating fitting of ceramics	48,720	246,544	563,868	3,536,020
8547200000	Insulating fitting of plastics	42,846	442,657	851,094	6,670,762
8547901000	Elect conduit, joints therefor, of base metal lined with insulating materials	11,384	254,440	186,680	1,347,316
8547909000	Oth insulating fittings for elect mach, appliances/equipment, being fittings	231,185	960,267	1,125,604	6,250,599
8548101100	Lead acid scrap of primary cells/battery/elect accumulators used in aircraft	0	334	0	2,699

I.3. IMPOR MENURUT KOMODITI / IMPORT BY HS COMMODITY
 *** JUNI / JUNE 2010 ***

HS	Uraian Komoditi Commodity Description	Berat Bersih / Net Weight (Kg)		Nilai / Value C.I.F (US\$)	
		Bulan ini Current Month	Kumulatif Cum.Jan. to date	Bulan ini Current Month	Kumulatif Cum.Jan. to date
8548101900	Other lead acid scrap storage batteries,drain/undrained	1	1,727	6	29,604
8548102900	Other waste and scrap containing mainlyiron	0	14	0	311
8548103100	Waste,scrap copper of prim.cell/battery, elect accumulators of used in aircraft	2	2	381	381
8548109000	Other waste, scrap of primary cells,primary	33,786	271,243	2,129,034	23,091,477
8548901000	Image sensors contact type copmrisinga photo-conductive sensor element	129,236	196,157	496,516	3,979,880
8548902000	Printed circuit assemblies incl suchassemblies for external connections	57,014	323,646	4,391,479	31,182,018
8548909000	Other electrical parts of mach and app, nes	114,370	842,443	2,676,144	16,437,688
8601100000	Rail locomotives powered from anexternal source of electricity	321,829	960,299	779,532	2,338,572
8601200000	Rail locomotives powered by electricaccumulators	40	40	1,697	1,697
8602100000	Diesel-electric locomotives	100,177	135,817	2,355,073	2,847,517
8602900000	Locomotive tenders	0	19	0	41
8603100000	Self-propelled railway,tramway coach,vantruck powered from ext. source of elec	0	1,173	0	18,097
8603900000	Self-propelled railway,tramway coach,vantruck not power from ext source of ele	0	2,249	0	6,000
8604000000	Railway/tramway maintenance/servicevehicles, whether/not self-propelled	0	556	0	1,521
8605000000	Railway/tramway passenger coach,not selfpropelled,luggage van,post office coa	1	1,001	29	829
8606100000	Tank wagons and the like	0	315	0	11,669
8606990000	Railway/tramway goods vans&wagon notself prope open,removable height > 60	3	44	119	2,233
8607110000	Driving bogies and bissel-bogies	3	1,049	60	34,432
8607120000	Other bogies and bissel-bogies	0	31,028	0	335,160
8607190000	Oth, including parts axles & wheels	540	3,374,235	23,136	14,423,186
8607210000	Air brakes and parts thereof	28,417	42,748	904,493	1,647,293
8607290000	Brakes and parts thereof other than airbrakes	52,678	277,589	156,700	755,788
8607300000	Hooks & oth coupling devices, buffers,and parts thereof	5,554	45,440	71,457	227,793
8607910000	Other parts of locomotives	0	401	0	57,584
8607990000	Other part of trolling stone	6,008	85,657	890,582	3,678,066
8608002000	Electromechanic equip of railway/tramwaytrack fixtures,fitting, mechanic signal	34	15,185	611	531,769
8608009000	Non-electromech equip of railway/tramwaytrack fixtures,fitting, mechanic signal	22,208	65,842	1,717,977	1,874,155
8609001000	Containers of metal design & equip forcarriage by one/more modes of transport	139,450	446,218	411,903	1,926,097
8609009000	Other containers design & equip forcarriage by one/more modes of transport	91,990	807,313	325,624	5,349,408
8701101100	Pedestrian controlled tractors, power<=22.5 kw for agricultural use	45,699	125,231	88,230	622,752
8701101900	Pedestrian controlled tractors, power<=22.5 kw oth than for agricultural use	0	9,213	0	34,849
8701102100	Pedestrian controlled tractors, power> 22.5 kw for agricultural use	0	13,157	0	128,436
8701102900	Pedestrian controlled tractors, power> 22.5 kw oth than for agricultural use	1,117	1,117	18,672	18,672
8701209000	Road tractors for semi-trailers, not ckd	531,817	4,689,425	4,158,299	26,138,672
8701301000	Track-laying tractors of a cylinder cap<= 1100 cc	3,448	165,578	9,855	1,843,072
8701302000	Track-laying tractors of a cylinder cap> 1100 cc	0	153,385	0	901,292
8701901100	Agriculture tractors of a cylinder cap<= 1100 cc	41,385	233,101	181,526	1,045,926
8701901900	Agriculture tractors of a cylinder cap<= 1100 cc	428,606	1,961,073	3,022,635	12,961,287
8701909100	Other tractors of a cylinder capacity<= 1100 cc	0	40,185	0	231,112
8701909900	Other tractors of a cylinder capacity> 1100 cc	158,946	474,457	1,563,614	4,012,070
8702101100	Motor vehicles for the transport >=10 p,a gross vehicle weight < 6 t, ckd,diesel	0	37,535	0	94,026
8702101200	Motor vehicles for the transport >=10 p,vehicle weight >=6t & < 18 t, ckd,diesel	0	10,000	0	8,200
8702101300	Motor vehicles for the transport >=10 p,vhcl weight >= 18 t & < 24 t, ckd,diesel	0	5,413	0	24,582
8702101400	Motor vehicles for the transport >=10 p,vehicle weight >= 24 t, ckd, diesel	37,313	37,313	553,099	553,099
8702102100	Motor vehicles for the transport >=10 p,vehicle weight < 6 t, not ckd, diesel	14,868	475,083	145,538	5,544,409
8702102200	Motor vehicles for the transport >=10 p,vhcl weight >=6t & <18t, not ckd, diesel	0	21,312	0	115,562
8702102400	Motor vehicles for the transport >=10 p,vehicle weight >= 24 t, not ckd, diesel	3,070	3,070	2,199	2,199
8703101000	Golf cars, including golf buggies	31,839	61,053	83,372	148,280
8703211000	Go-karts, cylinder capacity <= 1,000 ccinternal combust recipro piston engine	0	3,732	0	9,989
8703212910	Sedan/station wagons, <=1,000 cc,not ckdinternal combust recipro piston engine	0	990	0	10,525
8703212990	Other motor cars, <= 1,000 cc, not ckdinternal combust recipro piston engine	436,432	1,622,910	2,876,708	10,513,228
8703221110	Sedan/station wagons, 1,000-1500 cc,ckdinternal combust recipro piston engine	0	105,716	0	435,240
8703221190	Other motor cars, 1,000-1500 cc, ckdinternal combust recipro piston engine	16,747	782,115	494,462	3,271,744
8703221910	Sedan/station wagon,1,000-1500cc,not ckdinternal combust recipro piston engine	2,158,215	9,409,367	21,991,139	92,960,886
8703221990	Oth motor cars, 1,000-1500 cc, not ckdinternal combust recipro piston engine	3,418,787	14,667,354	30,362,347	134,071,321
8703234290	Other motor cars, 1800-2000 cc, ckdinternal combust recipro piston engine	596,345	2,893,414	4,089,257	19,765,321
8703234310	Sedan/station wagons, 2000-2500 cc, ckdinternal combust recipro piston engine	0	1,640	0	48,700
8703234390	Other motor cars, 2000-2500 cc, ckdinternal combust recipro piston engine	535,321	2,145,583	4,383,620	17,240,935
8703234490	Other motor cars, 2500-3000 cc, ckdinternal combust recipro piston engine	0	2,200	0	7,088
8703235110	Sedan/station wagons, 1500-1800 cc, notinternal combust recipro piston engine	448,561	3,694,961	4,151,774	37,492,851
8703235190	Other motor cars, 1500-1800 cc, not ckdinternal combust recipro piston engine	110,406	2,093,389	871,753	11,173,868
8703235210	Sedan/station wagons, 1800-2000 cc, notinternal combust recipro piston engine	64,487	590,325	861,549	7,709,974
8703235291	Oth motor car,1800-2000 cc, (4x2) system,not ckd,int combust recipro pist engine	38,287	120,817	511,633	1,622,827
8703235292	Oth motor car,1800-2000 cc, (4x4) system,not ckd,int combust recipro pist engine	12,736	94,062	191,462	2,097,113
8703235310	Sedan/station wagon,2000-2500cc,not ckdinternal combust recipro piston engine	567,188	4,202,881	8,372,129	57,825,388
8703235391	Oth motor car,2000-2500cc, (4x2) system,not ckd,int combust recipro pist engine	1,652,264	8,792,358	22,226,853	109,092,246
8703235392	Oth motor car,2000-2500cc, (4x4) system,not ckd,int combust recipro pist engine	14,156	35,693	212,819	569,709
8703235410	Sedan/station wagon,2500-3000cc,not ckdinternal combust recipro piston engine	189,787	788,945	2,945,755	13,516,862
8703235491	Oth motor car,2500-3000cc, (4x2) system,not ckd,int combust recipro pist engine	0	8,479	0	200,100
8703235492	Oth motor car,2500-3000cc, (4x4) system,not ckd,int combust recipro pist engine	118,221	816,425	1,699,626	11,389,685
8703239420	Oth vehicle, 2500-3000 cc, (4x4) system,not ckd,int combust recipro piston engine	0	2,103	0	23,530
8703245010	Sedan/station wagons, > 3000 cc,not ckdinternal combust recipro piston engine	148,402	1,012,577	4,438,142	25,570,738
8703245091	Oth motor cars, > 3000 cc, (4x2) system,not ckd,int combust recipro piston engine	166,473	323,437	3,260,720	5,784,348
8703245092	Oth motor cars, > 3000 cc, (4x4) system,not ckd,int combust recipro pist engine	159,296	1,681,515	2,044,680	22,947,035
8703249000	Other vehicle, > 3000 cc, not ckdinternal combust recipro piston engine	0	9,234	0	203,050
8703319000	Other vehicles, <= 1500 cc, not ckd,diesel	0	1,050	0	17,280
8703325100	Sedan/station wagon,1500-2000cc,not ckd,diesel	256,203	1,669,489	2,400,705	15,093,534
8703325900	Other motor cars, 1500-2000 cc, not ckd,diesel	1,997,320	8,410,554	18,798,925	80,364,503

I.3. IMPOR MENURUT KOMODITI / IMPORT BY HS COMMODITY
 *** JUNI / JUNE 2010 ***

H S	Uraian Komoditi Commodity Description	Berat Bersih / Net Weight (Kg)		Nilai / Value C.I.F (US\$)	
		Bulan ini Current Month	Kumulatif Cum.Jan. to date	Bulan ini Current Month	Kumulatif Cum.Jan. to date
8703326900	Oth vehicles, 2000-2500 cc, ckd, diesel	0	426,485	0	2,873,683
8703329100	Other vehicles, 1500-2000 cc, not ckd,diesel	21,426	21,426	330,045	330,045
8703329900	Other vehicles, 2000-2500 cc, not ckd,diesel	178,123	577,787	1,835,803	5,015,673
8703335100	Other motor cars, 2500-3000 cc, not ckd,diesel	9,438	72,608	155,077	1,098,590
8703335200	Other motor cars, > 3000 cc, not ckd,diesel	21,964	147,498	259,353	1,612,255
8703339000	Other vehicles, > 2500 cc, not ckd,diesel	0	3,867	0	53,000
8703904300	Other motor car, 2000-2500 cc, ckd	0	253,786	0	1,547,969
8704101200	Damper designed for off highway, <=24 tnot ckd	66,055	67,741	317,390	320,757
8704102100	Damper designed for off highway, >24 t,ckd	0	1,479,082	0	18,426,278
8704102200	Damper designed for off highway, > 24 tnot ckd	9,742,284	35,975,497	100,037,134	374,348,119
8704211900	Other vans, <= 5 t, ckd, diesel	0	168,683	0	3,308,423
8704212900	Other vans, <= 5 t, not ckd, diesel	3,444,447	15,513,540	27,873,811	129,754,048
8704221900	Other vans, 5-6 t, ckd, diesel	0	875,972	0	19,278,000
8704222911	Other vans, 6-10 t, ckd, diesel	0	729,444	0	4,749,228
8704222919	Other vans, 6-10 t, not ckd, diesel	13,959	30,179	24,000	117,491
8704224900	Other vans, 10-20 t, not ckd, diesel	0	58,329	0	326,105
8704233900	Other vans, > 24 t, ckd, diesel	91,770	375,512	270,000	1,236,017
8704234100	Refrigerated vans, > 24 t, not ckd,diesel	46,234	89,192	76,304	155,703
8704234300	Tanker vehicles, > 24 t, not ckd, diesel	35,555	212,334	58,523	380,401
8704234900	Other vans, > 24 t, not ckd, diesel	2,035,384	6,728,149	7,411,368	24,033,426
8704311900	Other vans, <= 5 t, ckd, internalcombustion piston engine	0	920	0	3,000
8704312900	Other vans, <= 5 t, not ckd,internal combustion piston engine	500,080	4,398,279	3,276,326	27,202,443
8704901000	Motor vehicles for the transport of good, ckd	18,572	245,612	124,000	3,044,000
8704909000	Motor vehicles for the transport of good, not ckd	0	39,095	0	17,978
8705100000	Crane lorries	365	1,074,576	5,172	3,478,805
8705200000	Mobile drilling derricks	0	230,362	0	2,650,373
8705300000	Fire fighting vehicles	0	23,826	0	393,453
8705400000	Concrete-mixer lorries	120,069	753,703	200,187	3,245,835
8705905000	Street clean vhcl, incl cesspit emptiermobile clinic;spray lorries of all kinds	0	2,854	0	44,667
8705909000	Other special purpose motor vehicles	275,139	1,345,375	1,694,543	13,969,341
8706001100	Chasis fitted with engines for agri.tractors of subhd 8701.10/8701.90	0	2,530	0	45,087
8706001900	Oth chasis fitted with engines for vhclsof heading 8701	0	4,046	0	1,304
8706002000	Chasis fitted with engines for vehiclesof heading 8702	68,000	113,200	125,630	374,919
8706003000	Chasis fitted with engines for vehiclesof heading 8703	0	1,472	0	9,354
8706004000	Chasis fitted with engines for vehiclesof heading 8704	0	32,200	0	41,650
8706005000	Chasis fitted with engines for vehiclesof heading 8705	0	50,277	0	82,668
8707100000	Bodies for the vehicles of heading 8703	64,513	269,432	473,037	1,612,162
8707901000	Bodies for the vehicles of heading 8701	1,658	7,437	2,239	32,574
8707903000	Bodies for the vehicles of heading 8705	25	444	26,228	32,054
8707909000	Bodies for the vehicles of heading 8702,8704	73,225	326,158	252,237	1,816,807
8708101000	Bumper & parts for vehicles heading 8701	131	161,078	3,119	1,704,131
8708109000	Bumper & parts for vehicles heading 8702;8703;8704; 8705	239,004	1,188,286	2,306,753	11,368,143
8708211000	Safety seat belt for vehicles 8701	180	948	4,411	18,087
8708219000	Safety seat belt for vehicles 8702; 8703; 8704; 8705	85,576	458,377	679,309	3,136,291
8708291100	Component of door trim assembly for hd8701	507	4,181	9,400	104,564
8708291200	Component of door trim assembly for hd8703	71,371	319,361	737,142	3,870,346
8708291300	Component of door trim assembly for hd8705/subheading 8704.10	50,231	227,856	337,895	1,541,897
8708291900	Component of door trim assembly for hd8702 & 8704 (exlcuding 8704.10)	114,844	499,278	832,139	3,023,377
8708292000	Parts of safety seat belts of heading8701-8705	102,870	636,171	772,056	4,651,019
8708299100	Oth part, access of bodies for agricul.tractors of subhead 8701.10/8701.90	384	28,292	255	70,927
8708299200	Oth part, access of bodies for agricul.vehicles of heading 8701	28	644	1,294	20,416
8708299300	Oth part, access of bodies for agricul.of heading 8703	1,326,459	6,327,716	4,898,320	33,081,899
8708299900	Oth part, access of bodies for agricul.of heading 8702; 8704; 8705	558,789	2,661,970	5,309,790	22,035,981
8708301000	Brakes,servo-brakes; parts thereof forvehicles of heading 87.01	15,475	76,670	196,183	1,161,243
8708302000	Brakes,servo-brakes; parts thereof forvehicles of heading 87.03	365,704	1,779,360	4,803,157	24,625,996
8708309000	Brakes,servo-brakes; parts thereof forvehicles of heading 8702; 8704; 8705	459,750	2,257,447	3,036,774	16,420,962
8708401100	Gear boxes, unassembled for vehicles ofheading 87.03	332,583	1,815,927	6,600,664	34,771,189
8708401200	Gear boxes, unassembled for vehicles ofsubheading 8704.10/heading 8705	5,129	69,284	35,702	1,209,788
8708401900	Gear boxes, unassembled for vehicles ofhead 8701-8702 & 8704 (exlc 8704.10)	576,137	2,582,755	5,601,285	27,122,716
8708402100	Gear boxes, assembled for agri tractorsof subheading 8701.10/8701.90	1,741	4,288	1,499	36,422
8708402200	Gear boxes, assembled for oth vehicle ofheading 87.01	430	3,492	11,649	76,665
8708402300	Gear boxes, assembled for vehicle of hd87.03	301,550	1,159,928	3,684,232	13,958,791
8708402400	Gear boxes, assembled for vehicle ofsubheading 8704.10/heading 8705	38,982	219,637	53,689	385,179
8708402900	Gear boxes, assembled for vehicles ofheading 8702 & 8704 (exlcuding 8704.10)	36,738	102,664	595,578	1,792,962
8708409000	Parts of gear boxes	120,114	549,678	1,090,612	3,707,432
8708501100	Drive-axles with differential, unassablfor vehicles of heading 87.03	1,024,775	5,477,997	7,860,280	48,284,475
8708501200	Drive-axles with differential, unassablfor vhcl of subhead 8704.10/head 8705	4,167	571,602	33,465	13,501,180
8708501900	Drive-axles with differential, unassablfor vhcl hd 8701-8702&8704(exlc 8704.10)	118,267	1,049,263	654,199	3,310,518
8708502100	Drive-axles with differential, assabledfor agri tractor of subhd 8701.10,870190	0	1,562	0	11,396
8708502200	Drive-axles with differential, assabledfor other vehicles of heading 87.01	31,350	226,341	651,012	4,586,434
8708502300	Drive-axles with differential, assabledfor vehicles of heading 87.03	281,437	1,101,611	1,722,154	6,889,733
8708502400	Drive-axles with differential, assabledfor vhcl of subhd 8704.10/hd 87.05	71,690	316,532	1,039,368	3,866,347
8708502900	Drive-axles with differential, assabledfor vhcl of hd 8702,8704 (exlc 8704.10)	326,305	1,769,756	3,562,056	19,026,833
8708509000	Parts of drive-axles with differential,non-driving, axles	191,938	774,473	877,353	3,765,087
8708701100	Wheel centre discs and caps for agritractors of subheading 8701.10/8701.90	1,964	8,162	13,207	68,291
8708701200	Wheel centre disc & cap for oth vehicleof heading 87.01	15,191	77,368	33,589	321,784
8708701300	Wheel centre disc & cap for oth vehicleof heading 87.03	633,165	1,839,424	1,142,305	3,984,755
8708701400	Wheel centre disc & cap for oth vehicleof subheading 8704.10/heading 87.05	156,024	512,464	164,936	1,118,851

I.3. IMPOR MENURUT KOMODITI / IMPORT BY HS COMMODITY
 *** JUNI / JUNE 2010 ***

HS	Uraian Komoditi Commodity Description	Berat Bersih / Net Weight (Kg)		Nilai / Value C.I.F (US\$)	
		Bulan ini Current Month	Kumulatif Cum.Jan. to date	Bulan ini Current Month	Kumulatif Cum.Jan. to date
8708701900	Wheel centre disc & cap for oth vehicle of heading 8702 & 8704 (exlc 8704.10)	764,312	3,894,441	1,275,901	6,170,807
8708709100	Other road wheel for agri tractors of subheading 8701.10/8701.90	1,931	3,482	11,157	25,199
8708709200	Other road wheel for oth vehicles of hd87.01	0	153	0	843
8708709300	Other road wheel for vehicles of head87.03	21,888	200,838	160,671	924,986
8708709400	Other road wheel for vehicles of subhd8704.10/heading 87.05	5,968	75,797	63,566	391,571
8708709900	Other road wheel for vehicles of head8702 & 8704 (exlcuding 8704.10)	691,166	2,835,503	975,080	4,636,432
8708801100	Suspension systems for agri tractors of subheading 8701.10/8701.90	408	6,054	12,465	125,455
8708801200	Suspension systems for oth vehicles of heading 87.01	5,429	74,470	214,562	1,178,938
8708801300	Suspension systems for vehicles of head87.03	80,310	374,026	261,964	1,134,313
8708801400	Suspension systems for vehicle of sebhd8704.10/heading 87.05	5,802	62,127	73,325	810,703
8708801900	Suspension systems for vehicle of sebhd8702 & 8704 (exlcuding 8704.10)	158,805	645,255	614,759	2,285,442
8708809000	Parts of suspension systems (incl shock-absorbers)	299,090	1,421,325	3,405,871	16,679,205
8708911100	Radiators systems for agri tractors of subheading 8701.10/8701.90	0	29,790	0	202,768
8708911200	Radiators for other vehicles of heading87.01	2,149	15,784	71,097	333,004
8708911300	Radiators for vehicles of heading 87.03	36,075	184,557	219,202	1,133,887
8708911400	Radiators for vehicles of subhd 8704.10 or heading 87.05	12,604	63,116	193,118	1,056,347
8708911900	Radiators for vehicles of heading 87.02,8704 (exlcuding 8704.10)	130,619	609,468	904,280	4,443,612
8708919000	Parts of radiator	198,216	952,635	2,504,650	11,755,776
8708921000	Silencers (mufflers),exhaust pipe; parts for vehicles of heading 87.01	394	2,455	6,220	29,689
8708922000	Silencers (mufflers),exhaust pipe; parts for vehicles of heading 87.03	513,598	2,293,672	5,222,872	22,896,969
8708923000	Silencers (mufflers),exhaust pipe; parts for vhcl of subhd 8704.10/head 87.05	235	1,791	5,490	40,630
8708929000	Silencers (mufflers),exhaust pipe; parts for vhcl of hd 8702,8704 (exlc 8704.10)	128,997	723,627	1,050,090	6,456,989
8708931000	Clutches and parts thereof for agritractors of subhd 8701.10/8701.90	447	8,737	7,852	118,137
8708932000	Clutches, parts thereof for oth vehicle of heading 87.01	2,438	12,462	22,999	117,361
8708933000	Clutches, parts thereof for oth vehicle of heading 87.03	492,430	2,097,148	4,441,013	22,823,569
8708934000	Clutches, parts thereof for vehicles of subheading 8704.10/heading 87.05	6,112	55,323	146,113	883,052
8708939000	Clutches, parts thereof for vehicles of heading 8702 & 8704 (exlcuding 8704.10)	200,231	1,133,931	1,332,572	6,101,789
8708941000	Steering wheels with airbag assemblies	3,137	76,518	34,767	271,433
8708949100	Oth steering wheels, columns,boxes for agri. tractors of subhd 8701.10,8701.90	16,174	69,125	52,949	225,137
8708949200	Oth steering wheels, columns,boxes for other vehicles of heading 87.01	602	2,740	28,548	111,859
8708949300	Oth steering wheels, columns,boxes for vehicles of subheading 87.03	497,935	2,826,233	6,592,865	38,598,519
8708949900	Oth steering wheels, columns,boxes for vehicles of head 8702, 8704, 8705	89,263	421,426	1,152,561	4,573,143
8708951000	Safety airbags with inflater system	23,840	250,614	379,736	3,661,931
8708959000	Parts of safety airbags with inflater system	5,859	16,244	82,570	498,570
8708991100	Unassembled fuel tank;engine bracket for vehicles of heading 87.01	3,860	597,944	66,962	6,332,806
8708991200	Unassembled fuel tank;engine bracket for vehicles of heading 87.03	102,337	522,590	1,358,492	6,353,028
8708991900	Unassembled fuel tank;engine bracket for vehicles of head 87.02; 87.04; 8705	96,308	392,944	540,072	3,034,235
8708999100	Other parts and accessories for agritractors of subhd 8701.10/8701.90	1,410	297,079	8,751	1,637,579
8708999200	Other parts, acces for other vehicles of heading 87.01	6,882	37,905	192,858	1,171,747
8708999300	Other parts, acces for other vehicles of heading 87.03	6,064,268	24,668,423	50,692,212	199,596,965
8708999900	Other parts, acces for other vehicles of heading 87.02, 8704, 8705	4,559,132	24,789,597	29,878,328	200,721,394
8709110000	Electrical vehicles	41	27,289	3,509	184,317
8709190000	Non elect work truck,self-propelled,notfitted with lift/handl equip,in factory	13,843	252,474	80,736	2,617,907
8709900000	Part of work trucks,self-propelled, notfitted with lift/handl equip, in factory	16,366	96,922	116,516	648,410
8710000000	Tanks, other armoured fighting vehicles,motorised, with weapons/not, & parts	0	135,029	0	7,420,318
8711101100	Motorcycle,incl moped,scooters, recipoint combust piston engine < 50 cc, ckd	0	37,855	0	113,204
8711101900	Other motorcycles, reciprocating internal piston engine < 50 cc, ckd	0	450	0	11,964
8711109100	Motorcycle,incl moped,scooters, recipoint combust piston engine <50 cc,not ckd	2,943	3,899	16,500	24,841
8711109900	Other motorcycles, recipoint combust piston engine < 50 cc, not ckd	128	2,189	2,992	8,238
8711201010	Motocross motorcycles, with recipoint combust pist engine, 50-250 cc, ckd	0	134	0	6,413
8711201090	Motocross motorcycles, with recipoint combust pist engine, 50-250 cc, not ckd	3,832	595,953	101,202	930,256
8711202100	Motorcycles, scooters, with recipoint combust piston engine, 50 -125 cc, ckd	3,160	19,364	11,490	52,904
8711202300	Motorcycles, scooters, with recipoint combust piston engine, 150 -200 cc, ckd	0	1,031	0	6,300
8711202400	Motorcycles, scooters, with recipoint combust piston engine, 200 -250 cc, ckd	0	220	0	5,895
8711203000	Other motorcycles, recipoint combust piston engine, 50 -250 cc, ckd	0	15,619	0	21,257
8711204100	Motorcycles, scooters, with recipoint combust piston engine, 50-125 cc,not ckd	114,443	186,051	1,479,967	1,989,777
8711204200	Motorcycles, scooters, with recipoint combust piston engine, 125-150cc,not ckd	259,675	598,805	1,475,325	3,858,283
8711204300	Motorcycles, scooters, with recipoint combust piston engine, 150-200cc,not ckd	23,520	854,532	168,071	5,941,765
8711204400	Motorcycles, scooters, with recipoint combust piston engine, 200-250cc,not ckd	98,297	700,587	1,702,102	12,095,393
8711209000	Other motorcycles, recipoint combust piston engine, 50 -250 cc, not ckd	41,084	52,367	178,930	250,281
8711301090	Motocross motorcycles, with recipoint combust pist engine, 250-500 cc, not ckd	0	8,431	0	94,603
8711309000	Other motorcycles, recipoint combust piston engine, 250 -500 cc, not ckd	221	221	12,600	12,600
8711401090	Motocross motorcycles, with recipoint combust pist engine, 500-800 cc, not ckd	17,159	21,601	254,228	283,978
8711409000	Other motorcycles, recipoint combust piston engine, 500 -800 cc, not ckd	29,391	37,312	328,613	637,770
8711502000	Other motorcycles, recipoint combust piston engine, > 800 cc, ckd	0	1	0	831
8711509000	Other motorcycles, recipoint combust piston engine, > 800 cc, not ckd	1,208	11,760	26,490	410,090
8711909000	Other motorcycles, not ckd	932	17,207	24,424	454,474
8712001000	Racing bicycles	2,851	24,639	39,204	95,260
8712002000	Bicycles designed to be ridden by children	2,441,038	8,194,644	1,803,110	5,637,369
8712003000	Other bicycles	2,347,031	8,611,136	1,466,915	4,923,907
8712009000	Other cycles	1,934,287	7,073,657	2,174,098	8,438,078
8713100000	Carriages for disabled persons, not mechanically propelled	71,834	269,136	158,861	600,795
8713900000	Carriages for disabled persons,mechanically propelled	0	121,911	0	309,350
8714110000	Saddles of motorcycles (incl. mopeds)	6,052	34,297	15,970	138,076
8714190010	Clutch assembly of motorcycles (incl. mopeds)	217,622	1,026,128	3,053,194	14,721,327
8714190020	Gear assembly of motorcycles (incl. mopeds)	372,814	2,059,788	1,150,330	7,766,623
8714190030	Spokes/nipples of motorcycles (incl. mopeds)	4,087,294	17,221,117	25,882,959	121,078,300
8714190040	Oth part & acces, for motorcycles of subheading, 8711.10, 8711.20/8711.90	127,150	1,206,702	50,035	1,064,471

I.3. IMPOR MENURUT KOMODITI / IMPORT BY HS COMMODITY
 *** JUNI / JUNE 2010 ***

HS	Uraian Komoditi Commodity Description	Berat Bersih / Net Weight (Kg)		Nilai / Value C.I.F (US\$)	
		Bulan ini Current Month	Kumulatif Cum.Jan. to date	Bulan ini Current Month	Kumulatif Cum.Jan. to date
8714190090	Oth part & acces, for motorcycles of subheading, 8711.30, 8711.40/8711.50	1,218,738	7,589,181	6,115,523	31,921,201
8714201100	Castors of a dia (incl. tyres) 76-100 mm that the wheel width > 30 mm	0	235	0	1,129
8714201200	Castors of a dia (incl. tyres) 101-250 mm that the wheel width > 30 mm	0	19	0	305
8714201900	Castors of a dia (incl. tyres) > 250 mm that the wheel width > 30 mm	66	8,712	363	73,224
8714209000	Other parts of carriages for disabled persons	504	37,252	7,152	71,646
8714911000	Frames & forks for bicycles of subheading 8712.00.20	210,706	639,945	276,551	860,248
8714919000	Oth parts of forks	267,300	1,496,037	1,460,629	8,727,034
8714921000	Wheel rims and spokes for bicycles of subheading 8712.00.20	32,854	160,792	47,116	234,994
8714929000	Other wheel rims and spokes	214,936	951,548	458,111	3,902,204
8714931000	Hubs, (excl coaster brake hub, hub brake, free/sprocket-wheel), bicycle 8712.00.21	15,554	98,998	28,219	381,922
8714939000	Oth hub, (excl coaster braking hub, hub brake, free/sprocket-wheel)	222,934	775,478	689,274	3,428,861
8714941000	Brakes, (incl coast brake hub, hub brake) for bicycles of subheading 8712.00.20	88,300	276,262	157,964	655,935
8714949000	Oth brakes, (incl coaster braking hubs, hub brakes)	446,771	1,545,377	828,522	5,430,760
8714951000	Saddles for bicycles of subhd 8712.00.20	38,404	171,936	51,040	170,825
8714959000	Other saddles	158,659	523,248	298,885	1,311,290
8714961000	Pedals and crank-gear, & parts thrf for bicycles of subheading 8712.00.20	39,702	130,959	36,650	111,581
8714969000	Other pedals and crank-gear, & parts thrf	280,993	1,070,242	505,266	2,879,211
8714991000	Parts & accessories of bicycle of subhd 8712.00.20	918,948	5,565,929	6,488,056	38,343,868
8714999000	Parts & accessories of vehicle of head 87.11 to 87.13. (excl. 8712.00.20)	1,513,574	6,239,692	3,264,896	17,003,997
8715000000	Baby carriages, trailers, semi-trailers, oth vhcl, not mechanically propel; & part	106,769	771,292	264,306	1,690,785
8716100000	Trailers & semi-trailers of the caravan type, for housing/camping	0	443	0	3,666
8716200000	Self-loading/self-unloading trailers & semi-trailers for agricultural purposes	1,461	61,669	1,679	108,227
8716310000	Tanker trailers, tanker semi-trailers for the transport of goods	23,800	431,616	296,536	3,587,663
8716394000	Agricultural trailers and semi-trailers	0	262,204	0	1,336,744
8716399000	Other trailers and semi-trailers for the transport of goods	0	459,555	0	449,937
8716400000	Other trailers and semi-trailers	790,381	2,224,070	2,022,961	7,675,554
8716801000	Cart, wagon, sack truck, hand trolleys & similar hand-propelled vhcl used in fact	93,297	359,832	229,076	749,549
8716802000	Wheelbarrows a kind used in factory/workshops	89,638	700,935	53,182	472,909
8716809000	Oth vehicles, not mechanically propelled	68,582	208,463	199,119	708,056
8716901100	Wheels for trailers and semi-trailers	285,346	1,374,455	589,474	2,012,713
8716901300	Other parts for goods of subheading 8716.20	35,454	117,753	40,228	243,842
8716901900	Other parts for trailers, semi-trailers	455,783	1,893,326	1,489,319	6,833,664
8716909100	Parts for goods of subhead 8716.80.10 or 8716.80.20	6,203	190,090	7,268	218,295
8716909900	Other parts for other vehicles	189,143	1,389,220	1,148,407	3,825,029
8801000000	Balloon, dirigibles, glider, hang gliders and other non-powered aircraft.	0	53	0	181
8802110000	Helicopters of an unladen weight <= 2,000 kg	1,228	9,653	2,146,108	4,531,921
8802120000	Helicopters of an unladen weight > 2,000 kg	3,500	17,450	3,153,418	30,053,418
8802201000	Aeroplanes of an unladen weight <= 2,000 kg	0	14,000	0	1,319,063
8802301000	Aeroplane of an unladen weight > 2,000 kg and <= 15,000 kg	1,294	1,922,563	57,512	8,114,944
8802401000	Aeroplanes of an unladen weight > 15,000 kg	744,688	2,369,214	104,740,150	1,165,613,364
8802600000	Spacecraft (including satellites) and suborbital, spacecraft launch vehicles	0	1	0	5,000
8803100000	Propellers, rotors, parts thereof of heading 88.01/88.02.	2,454	22,879	348,516	3,795,302
8803200000	Under-carriages, parts thereof of heading 88.01/88.02.	462	8,088	36,130	714,451
8803300000	Other parts of aeroplanes/helicopters of heading 88.01/88.02.	101,141	1,075,584	92,172,317	143,343,180
8803901000	Parts of telecommunication satellites	0	8,783	0	1,092,257
8803902000	Parts of balloons, gliders/kites	1	35	4	45,255
8803909000	Other parts of goods of heading 88.01 or 88.02	12,222	19,585	3,772,201	6,530,317
8804000000	Parachutes (incl dirigible parachutes, paragliders) & rotocutes, parts, acces thrf	1,197	7,430	636,081	2,668,535
8805100000	Aircraft launching gear, part thereof, deck arrestor/similar gear, part thereof	0	8	0	2,000
8805210000	Air combat simulators & parts thereof	3,660	4,670	10,842,169	13,571,429
8805291000	Ground flying trainers	11,794	11,794	550,000	550,000
8805299000	Parts of ground flying trainers	3	32,387	162	939,656
8901101000	Cruise ships, excursion boats, ferry-boats of gross tonnage <= 26 ton	0	764,309	0	343,498
8901102000	Cruise ships, excursion boats, ferry-boats of gross tonnage > 26 but <= 250 ton	8,883,000	13,329,094	2,573,308	5,441,621
8901103000	Cruise ships, excursion boats, ferry-boats of gross weight > 250 but <= 500 ton	0	5,722,922	0	10,042,424
8901106000	Cruise ships, excursion boats, ferry-boats of gross tonnage > 500 ton	0	37,224	0	96,000
8901205000	Tankers of gross tonnage > 4000 but <= 5000 ton	9,935,000	18,192,751	12,714,818	24,312,242
8901206000	Tankers of gross tonnage > 5000 ton	3,572,000	275,702,034	22,132,516	272,845,882
8901901200	Other vessels, not motorised of gross tonnage > 26 but <= 250 ton	0	1,132,400	0	8,900,809
8901901400	Other vessels, not motorised of gross tonnage > 500 ton	19,070,574	80,989,047	27,204,898	120,032,416
8901902100	Other vessels, motorised of gross tonnage <= 26 ton	0	1,577	0	315,000
8901902200	Other vessels, motorised of gross tonnage > 26 but <= 250 ton	259,000	476,000	238,139	2,663,176
8901902300	Other vessels, motorised of gross tonnage > 250 but <= 500 ton	1,402,000	4,309,200	989,730	6,791,067
8901902400	Other vessels, motorised of gross tonnage > 500 but <= 4000 ton	5,108,000	41,259,550	3,883,281	37,024,622
8901902500	Other vessels, motorised of gross tonnage > 4000 but <= 5000 ton	6,575,000	7,086,000	3,299,100	3,875,100
8901902600	Other vessels, motorised of gross tonnage > 5000 ton	5,848,000	84,006,000	10,600,000	101,701,174
8902001100	Fishing vessels of gross tonnage <= 26 ton	0	2,115,500	0	1,042,838
8902001400	Fishing vessels of gross tonnage > 100 but <= 250 ton	197,000	1,359,000	105,525	1,029,981
8902001500	Fishing vessels of gross tonnage > 250 but <= 4000 ton	482,820	3,656,430	290,192	4,786,552
8902009200	Factory ships & oth vessels for proc. > 26 but <= 40 ton	1,417,000	1,417,000	320,595	320,595
8902009500	Factory ships & oth vessels for proc/preserv fish. of 250-gro ton <= 4000 ton	0	315,000	0	685,912
8903100000	Yachts & oth vessels for pleasure/sports rowing boats & canoes, inflatable	1,344	36,291	17,087	66,435
8903910000	Sailboats, with/without auxiliary motor, not inflatable	33,050	355,054	2,512,863	19,223,280
8903920000	Motorboats, other than outboard motor, not inflatable	469,164	1,086,294	23,619,948	58,139,031
8903990000	Other vessels for pleasure/sports; canoes, not inflatable	16,412	95,186	94,767	880,670
8904001100	Tugs of gross tonnage <= 26 ton	0	140,000	0	1,176,610
8904001900	Tugs of gross tonnage > 26 ton, of a power <= 4000 hp	4,541,427	10,937,957	13,098,602	80,118,177
8904002100	Tugs of gross tonnage < 26 ton, of a power <= 4000 hp	0	4,679,293	0	10,672,680

I.3. IMPOR MENURUT KOMODITI / IMPORT BY HS COMMODITY
 *** JUNI / JUNE 2010 ***

HS	Uraian Komoditi Commodity Description	Berat Bersih / Net Weight (Kg)		Nilai / Value C.I.F (US\$)	
		Bulan ini Current Month	Kumulatif Cum.Jan. to date	Bulan ini Current Month	Kumulatif Cum.Jan. to date
8904002900	Tugs of gro tonnage >26 ton, of apower > 4000 hp	66,000	965,000	569,177	15,726,837
8905100000	Dredgers	982,660	4,216,436	1,925,911	8,396,399
8905200000	Floating/submersible drilling/production platforms	141,500	999,444	85,000	2,742,825
8905901000	Floating docks of a gro ton > 100 tons	0	9,010	0	96,914
8905909000	Oth vessels w/navigability of which issubsidiary to their main function	4,204,056	45,622,434	33,502,509	210,095,864
8906901000	Lifeboats oth than rowing boats, othvessels of displacement <= 30 tons	78,042	133,876	166,198	1,063,997
8906909000	Lifeboats oth than rowing boats, othvessels of displacement > 30 tons	550,917	2,152,767	2,377,667	37,252,243
8907100000	Floating structures, inflatable rafts	32,465	157,876	166,130	801,568
8907901000	Buoys	23,336	78,739	55,701	517,420
8907909000	Other floating structures	129,098	937,015	290,302	3,338,919
8908000000	Articles of headings 89.01-89.06imported for breaking up	0	1,218	0	34,528
9001101000	Optical fibres,optical fibre bundles&cables for telecom.&oth electrical use	33,805	158,655	922,001	5,777,676
9001109000	Optical fibres, optical fibrebundles&cables for other purpose	8,007	37,022	660,751	3,128,716
9001200000	Sheets&plates of polarising material	1,628	11,629	6,653	132,617
9001300000	Contact lenses	64,759	338,739	7,687,947	33,731,680
9001400000	Spectacle lenses of glass	32,367	49,146	224,605	479,027
9001500000	Spectacle lenses of other materials	27,633	122,919	1,514,818	4,562,525
9001901000	Lenses & optic elements for photograpor cinematographic cameras	22,411	64,626	975,950	4,443,163
9001909010	Lenses & prisms forlighthouses/beacons	31	6,331	15,524	2,269,028
9001909090	Oth elements of glass not opticallyworked	33,542	67,952	2,515,059	9,005,107
9002111000	Objective lenses for cinematographicprojector	0	17	0	272
9002119000	Objective lenses for cameras & otherprojector	9,186	39,930	271,658	1,137,493
9002190000	Objective lenses for oth instruments& apparatus	6,388	18,621	260,394	657,591
9002202000	Filters for cinematographic cameras,photographic cameras & oth projectors	0	9,724	0	28,544
9002203000	Filters for telescopes/microscopes	88	764	3,759	111,282
9002209000	Filters for oth instruments&apparatus	15,475	19,585	49,161	122,424
9002901000	Lenses&prisms for lighthouses/beacons	0	172	0	5,294
9002902000	Lenses&prisms for cinematographicprojectors	13	1,626	8	8,378
9002903000	Lenses&prisms for cinematographic cam.photographic cameras&oth projectors	13	2,000	5,055	26,420
9002909000	Lenses&prisms for oth instruments	4,502	49,387	133,055	6,112,324
9003110000	Frames&mountings for spectacles,goggles of plastics	3,931	36,175	50,026	328,994
9003190000	Frames&mountings for spectacles,goggles of other materials	17,748	83,606	65,020	518,056
9003900000	Parts of frames&mountings forspectacles, goggles&the like	5,400	31,377	19,084	404,325
9004100000	Sunglasses	142,031	482,436	761,817	3,039,139
9004901000	Corrective spectacles	77,636	165,553	394,612	1,102,824
9004902000	Corrective goggles	1	491	434	7,390
9004905000	Protective goggles	1,609	10,621	7,175	71,120
9004909000	Other spectacles & goggles	93,396	387,773	392,359	1,969,728
9005100000	Binoculars	1,046	23,164	5,500	1,429,101
9005801000	Astronomical instrumens, excludinginstruments for radio-astronomy	243	243	805	805
9005809000	Monoculars & oth optical telescopes	19,608	96,025	59,696	467,444
9005901000	Parts&accessories (incl mountings) forastron.cal instr.ex.instrum.f rad.astr	0	282,928	0	784,373
9005909000	Parts&accessories (include mountings)for oth optical telescopes	48	47,330	255	734,164
9006101000	Laser photo plotters	0	1,211	0	6,120
9006109000	Oth cameras of a kind used forpreparing printing plates/cylinders	602	1,319	9,253	14,519
9006300000	Cameras specially design for underwater use for aerial survey, medical,or	115	343	21,700	66,384
9006400000	Instant print cameras	0	988	0	10,507
9006510000	Oth cameras with a slr, for roll filmof a width <= 35 mm	0	4,364	0	30,157
9006520090	Other cameras for roll film of a width> 35 mm	13	348	8,378	15,311
9006530010	Cameras of a kind used for rec. doc onmicrofilm, microfiche	12	15	3,791	6,867
9006530090	Cameras of oth. a kind used for rec.doc on microfilm, microfiche	1,680	1,681	26,711	29,142
9006591000	Lasers photo plotters/imagesetterswith raster image processor	996	996	39,691	39,691
9006599010	Camr.of a kind used for recording doc.on mic.film, microfiche/oth microforms	0	1,129	0	22,190
9006599090	Other camera for recording documenton mic.film, microfiche/oth microforms	0	961	0	72,430
9006610000	Discharge lamp ("electronic") flashlight	3,376	9,696	12,060	54,486
9006690000	Oth photographic flashlight apparatus& flashbulbs	4,320	38,216	45,668	138,018
9006911000	Parts & accessories for laser photoplotters of subhd 9006.10.10	0	382	0	14,201
9006913000	Parts & accessories for cameras ofsubhead. 9006.40.00 to 9006.53.00	3,070	22,122	11,595	81,961
9006919000	Other parts & accessories for cameras	2,208	19,878	20,465	130,341
9006991000	Parts & accessories for photographicflash-light apparatus	2,968	13,847	1,070,458	5,112,047
9006999000	Parts & accessories not for photograpflash-light apparatus	11,619	44,655	392,572	2,524,740
9007190000	Other cinematographic cameras	6,076	22,200	62,037	440,429
9007201000	Projectors for film of <16 mm in width	0	1,918	0	6,448
9007209000	Oth projectors whether/not incorp.sound recording/reproducing apparatus	5,024	39,076	16,913	292,823
9007910000	Parts and accessories for cameras	12,977	94,467	140,549	947,792
9007920000	Parts and accessories for projectors	3,521	21,965	370,591	2,059,319
9008100000	Slide projectors, oth thancinematographic	308	2,303	347	13,427
9008200000	Microfilm, microfiche/oth m. readers,whether/not capable of prod. copies	0	343	0	2,688
9008300000	Other image projectors	19,681	78,959	133,289	621,686
9008409000	Other photographic enlargers andreducers (other than cinematographic)	15,640	24,714	73,935	106,039
9008909000	Parts and accessories of other imageprojectors	1,756	14,137	19,297	79,504
9010100000	Apparatus and equipment forautomatically developing x-ray film	14,601	102,179	385,610	1,631,382
9010501000	App. for the projec./drawing of circ.patt.on sensit.substrates for mk ofPCB	0	21,833	0	190,702
9010509000	Oth app&equip for p.grap (includingcinematographic); negatoscopes	227	1,921	1,960	57,131
9010600000	Projection screens of 300 inchesor more	42,317	360,125	145,115	900,820
9010901000	Parts&acc. for projection screens,for articales of subheading 9010.10	0	129	0	396
9010903000	Parts&acc.of app for the projection/drawing of circuit patt. of PCB/PWBs	0	232	0	502
9010909000	Parts & acc.of oth apparatus&equipfor photographics laboratories	6,128	72,339	34,383	293,982

I.3. IMPOR MENURUT KOMODITI / IMPORT BY HS COMMODITY
 *** JUNI / JUNE 2010 ***

HS	Uraian Komoditi Commodity Description	Berat Bersih / Net Weight (Kg)		Nilai / Value C.I.F (US\$)	
		Bulan ini Current Month	Kumulatif Cum.Jan. to date	Bulan ini Current Month	Kumulatif Cum.Jan. to date
9011100000	Stereoscopic microscopes	1,623	4,009	9,079	118,786
9011200000	Other microscopes, for photomicrograpcinephotomicrography/microproject	12,903	33,793	460,681	1,775,045
9011800000	Other microscopes	10,362	49,940	131,114	1,296,476
9011900000	Parts and accessories of stereoscopicmicroscope	153	2,034	10,771	131,485
9012100000	Microscopes oth than optical microscopediffraction apparatus	1,358	67,817	153,352	434,238
9012900000	Parts and accessories for microscope	144	1,458	8,060	24,665
9013100000	Telescopic sights for fitting to armsperiscopes; telescopes design to form	43	105	1,872	8,324
9013200000	Lasers, other than laser diodes	28	8,152	949	147,087
9013801000	Optical error verifications&repairapp.for PCB/PWBs&PCAs	192	2,822	29,509	238,246
9013802000	Liquid crystal devices	5,054	29,302	374,004	2,523,039
9013809000	Other devices, appliances&instrumentsof other optical appliances	12,727	84,651	1,025,094	6,363,258
9013901000	Parts & accessories of goods ofsubheading 9013.20.00	38	1,085	8,126	40,288
9013903000	Parts & acc.of goods of sub head.9013.10.00/9013.80.00	403	403	19,313	19,313
9013909000	Parts&accessories of other goods ofsubheading 90.13	1,083	4,984	79,471	210,929
9014100000	Direction finding compasses	15,790	198,890	34,905	1,914,026
9014200000	Instrum.&appl.for aeronautical/spacenavigation (other than compasses)	67	415	243,005	1,818,197
9014801000	Navig'nal instrum.&appl.used on ships,work with an automatic data processor	900	15,281	1,715	519,714
9014809000	Other navigationalinstruments&appliances	2,274	81,160	142,586	4,750,692
9014901000	Parts&acc.of ships navig'nal instrumwork with an automatic data process.	0	182,582	0	41,311,172
9014909000	Parts&accessories of oth navigationalinstruments&appliances	527	9,407	35,880	747,498
9015109000	Other rangefinders	2,351	24,932	151,517	661,932
9015200000	Theodolites and tachymeters(tacheometers)	451	5,841	1,225	461,944
9015300000	Levels [measuring higher of ground]	16,678	62,518	21,730	270,435
9015400000	Photogrammetrical surveyinginstruments & appliances	1,200	17,841	19,384	566,378
9015801000	Radio sonde and radio wind apparatus	0	9,837	0	530,962
9015809000	Other instruments&appliancesfor surveying	86,968	477,099	3,320,848	24,586,124
9015900000	Parts&accessories of surveyinginstruments and appliances	105,735	632,406	5,711,661	36,238,008
9016001000	Balances of a sens'vity of 5cg/better,w/without their weights, electronic	3,845	22,218	298,964	564,950
9016009000	Balances of a sens'vity of 5cg/better,w/without their weights,not electronic	7,753	57,309	145,884	880,219
9017101000	Plotters whether i/o units of hd 84.71or drawing/drafting of head 90.17	748	2,522	6,350	78,894
9017109000	Other drafting tables & machines,whether/not automatic	986	22,065	18,298	196,956
9017201000	Rulers	33,650	154,034	56,563	290,377
9017203000	App.for the project/drawing of circ.patt.on sens'zed subs's for mfc.of PCB	0	3,090	0	11,149
9017205000	Plotters whether i/o units of h 84.71/drawing/drafting machines of h 90.17	84	84	150	150
9017209000	Other drawing, marking-out/mathematical calculating instruments	44,492	196,413	85,184	566,574
9017300000	Micrometers, callipers and gauges	34,314	193,867	631,995	3,886,317
9017800000	Other instruments micrometerscallipers&gauges	213,822	784,207	408,473	3,599,785
9017902000	Parts&acc.of app.for the project/drwgof circ.patt.on sens.subs'tes for PCB	183	406	1,872	3,315
9017903000	Parts&acc.of photo plotters for themanufac. of PCB/PWBs	0	894	0	60,137
9017904000	Parts&acc.incl.PCA of plotters whetheri/o units of head 84.71/of head 90.17	1,536	1,536	72,580	72,580
9017909000	Parts and accessories of otherinstruments	1,915	10,644	103,165	493,232
9018110000	Electro-cardiographs	1,944	16,984	115,253	1,217,176
9018120000	Ultrasonic scanning apparatus	4,949	29,196	684,837	3,148,531
9018130000	Magnetic resonance imagingapparatus	9,898	134,195	68,701	5,433,799
9018140000	Scintigraphic apparatus	0	1,337	0	183,960
9018190000	Other electro-diagnostic apparatus	28,684	313,729	1,394,895	14,448,925
9018200000	Ultra-violet/infra-red ray apparatus	258	31,086	779	1,733,815
9018311000	Disposable syringes	111,029	619,021	718,349	4,370,095
9018319000	Other syringes, with/without needles	39,919	244,503	1,204,236	4,164,906
9018320000	Tubular metal needles and needles forsutures	29,375	178,069	359,643	2,112,125
9018391000	Oth. catheters	6,269	43,862	286,378	1,124,091
9018392000	Oth.tubular metal needles and needlesfor sutures	3,702	14,030	48,601	262,198
9018399000	Other instruments and appliances,used in dental science	324,001	1,872,381	2,484,809	13,607,391
9018410000	Dental drill eng.,whether/not comb.on a single bs with oth dental equip.	0	1	0	19
9018490000	Oth.dental drill eng.,whether/not comb.on a single bs with oth dental equip.	2,281	47,170	98,578	535,412
9018500000	Other ophthalmicinstruments&appliances	11,392	39,605	348,371	1,357,285
9018902000	Intravenous administration set (adult)	5,629	21,970	156,364	699,853
9018903000	Electronic instruments and appliances	31,947	93,689	1,276,793	4,097,081
9018909000	Other instruments&appliances inmedical	325,467	1,495,051	3,937,129	21,394,189
9019101000	Electr. mechano-therapy appl.massageapparatus	59,396	349,612	503,526	3,463,925
9019109000	Oth. electr. mechano-therapy appl.massage app.	68,464	224,604	439,611	1,631,058
9019200000	Ozone therapy,oxygen therapy, aerosoltherapy, artificial respiration/other	21,002	49,469	803,417	2,059,722
9020000000	Oth breathing appl.&gas masks, excl.protec.masks having neith. mech'l part	20,736	126,748	243,930	2,304,332
9021100000	Orthopaedic/fracture appliances	2,294	52,367	17,970	346,308
9021210000	Artificial teeth	591	2,215	1,048	100,579
9021290000	Other artificial teeth	605	1,974	6,397	15,110
9021310000	Artificial joints	0	111	0	151,591
9021390000	Other artificial joints	0	1,509	0	17,957
9021400000	Hearing aids, excluding parts andaccessories	15	632	5,271	982,130
9021500000	Pacemakers for stimulating heartmuscles,excluding parts&accessories	0	22	0	37,509
9021900000	Oth appl.which are worn/carried/implanin the body,to comp'ate for a defect	10,998	72,731	13,922,090	77,382,930
9022120000	Computed tomography apparatus	19,776	73,648	2,046,063	8,598,108
9022130000	Oth. computed tomography apparatusfor dental use	0	3,051	0	167,850
9022140000	Oth. computed tomography apparatusfor medical, surgical/veterinary uses	12,495	113,731	476,640	7,939,750
9022191000	X-ray app for the physical inspectionof solder joints on PCB/PWB assemblies	1,095	7,644	46,680	441,448
9022199000	X-ray apparatus for other uses	2,632	26,073	289,402	1,520,845
9022210000	Alpha,beta/gamma radiations app formedic.surgical,dental/veterinary uses	0	7,332	0	48,495
9022290000	Alpha, beta/gamma radiationsapparatus for other uses	489	3,314	23,553	352,279

I.3. IMPOR MENURUT KOMODITI / IMPORT BY HS COMMODITY
 *** JUNI / JUNE 2010 ***

HS	Uraian Komoditi Commodity Description	Berat Bersih / Net Weight (Kg)		Nilai / Value C.I.F (US\$)	
		Bulan ini Current Month	Kumulatif Cum. Jan. to date	Bulan ini Current Month	Kumulatif Cum. Jan. to date
9022300000	X-ray tubes for medical, surgical, /veterinary uses	327	2,671	93,431	799,501
9022901000	Parts&acc.of x-ray app f the physicalinspec.of solder joints on PCAs	938	939	177,486	178,099
9022909000	Parts & accessories for other x-ray,alpha,beta/gamma radiations apparatus	9,280	28,066	409,204	1,188,728
9023000000	Instrum. app.&models,for demonstra'nalpurp.(exam. in education/exhibitions)	41,472	162,927	1,442,901	11,433,253
9024101000	Machines and appliances for testingmetals, electrically operated	1,897	45,869	72,151	933,066
9024109000	Machines and appliances for testingmetals, non-electrically operated	17,091	61,520	1,656,755	3,211,934
9024801000	Machines & appliances for testingother material, electrically operated	33,556	77,222	1,918,863	4,550,090
9024809000	Machines &appliances for testing othermaterial, non-electrically operated	6,085	41,557	183,984	1,954,359
9024901000	Parts&acc. for elec. operated machinesand appliances for testing materials	24,371	61,313	365,570	2,338,991
9024902000	Parts&acc.for non-elect'ly operatedmachines&appl. for testing materials	403	4,477	14,677	161,728
9025110000	Thermometers&pyrometers not combinedwith oth instruments, liquid filled	12,785	55,185	49,799	474,347
9025191000	Thermometers&pyrometers not combinedwith oth instruments, electrical	6,091	60,612	319,531	1,520,808
9025192000	Thermometers&pyrometers not combinedwith oth instruments, non electrical	16,233	50,123	82,785	797,084
9025801000	Temperature gauges for motor vehicles	337	18,792	5,829	194,410
9025802000	Oth. temperature gauges for motor vehic.electrical	6,199	46,228	290,070	1,141,615
9025803000	Oth. temperature gauges for motor vehic.non electrical	4,879	28,144	82,541	434,568
9025901000	Parts and accessories for electricallyoperated instruments	9,469	38,132	140,952	535,508
9025902000	Parts & accessories for non-electrically operated instruments	2,456	15,375	36,389	188,214
9026101000	Level gauges for motor vehicleselectrically operated	13,758	100,374	221,015	2,601,662
9026102000	Level gauges for motor vehicles notelectrically operated	10,459	56,263	127,395	715,622
9026103000	Oth measur/checking the flow/level ofliquids instrum.,elec.oprt	30,722	133,489	5,063,393	10,997,205
9026109000	Oth measur/checking the flow/level ofliquids instrum.,not elec.op	25,595	171,238	571,412	3,471,289
9026201000	Presure gauges for motor vehicles,electrically operated	4,763	40,887	101,323	792,223
9026202000	Presure gauges for motor vehicles,not electrically operated	7,534	34,001	128,026	370,896
9026203000	Other measuring/checking pressureinstruments, electrically operated	34,871	164,428	731,321	5,509,241
9026204000	Other measuring/checking pressureinstruments, not electrically operated	14,990	131,112	224,949	2,153,654
9026801000	Oth instruments/app. for measuring, electrically operated	47,470	189,498	974,294	5,336,220
9026802000	Oth instruments/app. for measuring,not electrically operated	34,157	407,688	660,154	3,550,821
9026901000	Parts&acc. for electrically operatedinstruments and apparatus	42,717	164,722	1,628,926	7,850,257
9026902000	Parts&acc.for nn-electrically operatedinstruments and apparatus	26,242	134,978	797,377	3,583,663
9027101000	Gas/smoke analysis apparatus,electrically operated	9,418	85,948	466,476	2,379,373
9027102000	Gas/smoke analysis apparatusnot electrically operated	2,235	11,361	271,280	981,933
9027201000	Chromatographs&elektrophoresis instrum, electrically operated	18,607	34,879	196,231	1,857,809
9027202000	Chromatographs&elektrophoresis instrum, not electrically operated	43	7,271	1,007	48,834
9027301000	Spectrometers,sp.photometers&sp.graphsuse optic radiat,elect'ly operated	1,889	15,700	134,676	1,673,190
9027302000	Spectrometers,sp.photometers&sp.graphsuse optic radiat,nt-elect'ly operated	1,407	10,023	69,856	529,641
9027501000	Oth instrum.&app.using optic radiat'ns(uv, visible, ir), elect'ly operated	4,221	46,273	626,318	6,791,307
9027502000	Oth instrum.&app.using optic radiat'ns(uv,visible,ir),not-elect'ly operated	445	2,947	78,164	203,232
9027801000	Exposure meters	216	6,526	32,432	1,173,537
9027802000	Coagulometers	1,130	6,590	206,257	1,155,699
9027803000	Other instruments and apparatuselectrically operated	4,886	57,602	961,429	4,400,742
9027804000	Other instruments and apparatusnot electrically operated	15,687	35,188	160,789	2,721,694
9027901000	Parts&acc.includg PCA of h 90.27,othfor gas/smoke analysis app.µtomes	16,081	23,305	132,905	727,026
9027901000	Parts&acc. of gas/smoke analysis app.and microtomes, electrically operated	664	4,829	62,517	347,510
9027909900	Parts&acc. of gas/smoke analysis app.µtomes,not-electrically operated	24,456	116,229	470,936	3,198,663
9028101000	Gas meters of a kind mounted in gascontainers	40,899	62,589	329,672	537,679
9028109000	Other gas meters of kind mountedin gas containers	6,150	95,524	47,696	576,763
9028201000	Totalizing water meters	80,893	412,607	388,793	1,748,754
9028209000	Other liquid meters	9,643	81,061	47,237	674,616
9028301000	Kilowatt hour meters	94,172	283,094	927,872	2,770,103
9028309000	Other electricity meters	60,834	263,871	1,094,351	3,095,335
9028901000	Water meter housings/bodies	411,775	441,553	8,493,126	8,934,741
9028909000	Oth parts&accessories of gas, liquid/electricity supply/production meters	179,291	1,937,619	2,813,949	54,938,656
9029102000	Taximeters	0	5,275	0	77,436
9029109000	Mileometers, pedometers and the like	6,751	36,794	92,836	1,025,975
9029201000	Speedometer for motor vehicles	82,828	403,787	1,204,839	5,602,103
9029202000	Tachometers for motor vehicles	45,312	231,636	579,681	2,805,945
9029209000	Oth speed indicators&tachometers;stroboscopes	68,118	402,997	1,923,243	10,423,062
9029901000	Parts&acc.of goods of sub h 9029.10/of stroboscopes of subheading 9029.20	80,215	365,632	1,265,580	5,686,632
9029902000	Parts and accessories of goods ofsubheading 9029.20	158,954	764,387	4,469,036	20,724,262
9030100000	Instruments & apparatus for measuring/detecting ionising radiations	2,059	12,906	349,398	3,032,105
9030200000	Cathode-ray oscilloscopes &cathode-ray oscillographs	2,724	14,842	114,575	736,196
9030310000	Multimeters without a recording device	20,414	73,265	230,484	747,097
9030320000	Multimeters with a recording device	4,659	22,777	69,829	513,978
9030331000	Instruments and apparatus for measuring/check voltage without a rec. device	3,113	25,078	90,448	469,748
9030332000	Impedance-measuring instruments andapparatus designed to provide visual	664	9,259	31,239	480,003
9030333000	Ammeters and voltmeters for motorvehicles	454	15,535	15,557	83,041
9030339000	Oth instr&app for meas'g/check.voltagecurr.resist./power,w/o record. device	21,182	141,706	241,371	1,545,241
9030390000	Other heading 90.30with a recording device	12,908	88,860	615,642	2,669,835
9030400000	Other instruments and apparatus,designed for telecommunications	2	3,962	736	1,016,151
9030821000	Wafer probers	1,146	1,551	7,987	18,917
9030829000	Oth instrum.&app.for measuring/checking semiconductor wafers/devices	25,712	54,449	131,090	3,257,981
9030841000	Instruments & app., with a recordingfor measure, check electrical quantities	114	5,200	26,753	689,130
9030849000	Oth instru. and app., with a recordingfor measure, check electrical quantities	611	7,611	4,504	146,872
9030891000	Instru.&app.s,w/o recording device forgoods other than subheading 9030.39	0	18,100	0	1,046,693
9030899000	Other instruments & apparatus,without recording device	13,724	37,907	995,876	3,127,849
9030901000	Parts&accessories including PCA ofgoods of subhead 9030.40&9030.82	3,034	14,473	124,045	1,020,485
9030902000	Parts&acc. of instrum.&app for measure/check elect'al quantities on PCB&PCAs	420	22,047	169,733	714,188

I.3. IMPOR MENURUT KOMODITI / IMPORT BY HS COMMODITY
 *** JUNI / JUNE 2010 ***

HS	Uraian Komoditi Commodity Description	Berat Bersih / Net Weight (Kg)		Nilai / Value C.I.F (US\$)	
		Bulan ini Current Month	Kumulatif Cum.Jan. to date	Bulan ini Current Month	Kumulatif Cum.Jan. to date
9030903000	Parts&acc.of optical instrum.&appl.for measuring/checking PCB/PWBs&PCAs	223	1,105	116,472	257,377
9030909000	Other parts&accessories of goods of head 90.30	63,939	93,928	260,318	3,298,203
9031101000	Machines for balancing mechanical parts, electrically operated	36,627	269,453	1,285,304	6,595,512
9031102000	Machines for balancing mechanical parts, not electrically operated	443	59,024	82,242	376,210
9031201000	Test benches, electrically operated	26,872	103,599	964,492	3,454,517
9031202000	Test benches, not electrically operated	791	13,204	11,772	358,037
9031410000	Oth optical instrum.&appl. for inspec.s.cond.wafers/devices/p.masks/reticles	986	14,937	44,762	891,482
9031491000	Optic' instrum&appl.for measur surfaceparticulate contamn. on s.cond. wafers	1,020	3,341	7,603	188,327
9031492000	Optical error verification&repair app.for PCB/PWBs and PCAs	0	7	0	647
9031493000	Optical instrum.&appl. for measuring/checking PCB/PWBs&PCAs	146	11,877	94,574	798,944
9031499000	Other optical instruments and appliances for other purposes	9,540	105,489	1,011,122	3,123,481
9031801100	Cable test equipment, electrically operated	19,849	107,333	1,317,119	3,510,267
9031801900	Cable test equipment, not electrically operated	1,144	6,034	103,986	433,315
9031809200	Other instruments, appliances&machines of head 90.31, electrically operated	101,378	597,760	2,406,294	21,848,979
9031809900	Other instruments, appl.&machines of head 90.31, not electrically operated	21,760	85,567	623,216	3,352,025
9031901100	Parts&acc.incl.PCA of optical instrum.&appl. for inspecting s.cond. wafers	2,512	38,141	27,445	831,453
9031901200	Parts&acc.of optical error verific.&repair app.for PCB/PWBs&PCAs	116	418	1,409	11,425
9031901300	Parts&acc.of optic. microscopes fitted w/equip.for hand&trans.of s.cond wafer	0	15	0	11,576
9031901900	Parts&accessories for other electrically operated equipment	12,397	73,652	437,306	3,145,572
9031902000	Parts&accessories for non-electrically operated equipment	5,696	34,596	168,537	1,128,482
9032101000	Thermostats, electrically operated	65,796	372,084	853,083	4,088,416
9032102000	Thermostats, not electrically operated	9,962	55,509	120,759	734,221
9032201000	Manostats, electrically operated	928	6,866	19,647	294,452
9032202000	Manostats, not electrically operated	21,608	40,314	107,109	203,374
9032810000	Hydraulic/pneumatic regulating/ctrling instruments and apparatus	31,370	491,951	321,969	3,589,175
9032891000	Instru.&app.fitt.with an automatic data process.mach. for controll the propul.	1,675	2,257,416	47,951	7,158,448
9032892000	Automatic instrum.&app.for controlling chem./electro-chem.solutions in PCA/PM	2,284	8,449	37,840	612,407
9032893100	Automatic regulating voltage units(stabilizers)	330,246	761,853	677,499	2,980,868
9032893900	Oth automatic regulating/controlling instrum.&app., electrically operated	35,269	379,680	2,066,246	9,617,020
9032899000	Oth automatic regulating/controlling instrum.&app. not electrically operated	450,065	1,241,811	4,569,762	20,169,517
9032901000	Parts and accessories of goods of subheading 9032.89.10	4	21	8,651	13,532
9032902000	Parts and accessories of goods of subheading 9032.89.20	99	585	10,875	35,145
9032903000	Parts and accessories of other goods, electrically operated	18,868	96,931	309,614	1,902,327
9032909000	Parts and accessories of other goods, not electrically operated	29,274	223,445	960,745	5,775,147
9033001000	Parts&acc. for machines, appl., instrum.of chapter 90 for elect'ly operated	27,007	151,782	1,753,472	6,630,939
9033002000	Parts&acc. for mach.appl.,instrum.of chap. 90 for not electrically operated	28,666	312,596	401,461	2,767,109
9101110000	Elec'ly wrist-watches, whether/not with a stop watch fac'ty, w/ mech. display only	0	1,118	0	24,904
9101190000	Elec'ly wrist-watches, whether/not with a stop watch facility, with oth display	19,522	20,164	58,636	193,246
9101210000	Other wrist-watches, whether/not with a stop watch fac'ty, w/ automatic winding	0	12	0	555
9101290000	Oth wrist-watches, whether/not with a stop watch fac'ty, w/ non auto. winding	557	5,524	15,088	53,382
9101910000	Other wrist-watches, electrically operated	0	18	0	425
9101990000	Other wrist-watches, not electrically operated	12,558	52,579	55,155	295,721
9102110000	Elec'ly wrist-watches oth head 91.01, wh'er/not w/ a stop watch fac'ty, w/ mech. dsp	6,017	15,297	206,263	1,063,559
9102120000	Elec'ly wrist-watches oth head 91.01, w/nw a s. watch fac'ty, w/ op-elec. disp	0	4,150	0	23,517
9102190000	Elec. ly wrist-watches oth h91.0, whether/not w/ a stop watch fac'ty, w/ oth display	187,120	564,896	603,347	2,383,579
9102210000	Oth wrist-watches oth h91.01, whether/nt with a s. watch fac'ty, w/ autom. wndg	13,878	117,471	45,934	428,422
9102290000	Oth wrist-watches oth h91.01, whether/nt w/a s. watch fac'ty, w/n. autom. wndg	26,488	240,498	184,718	1,707,742
9102911000	Stop-watches, electrically operated	5,711	9,504	13,282	102,508
9102919000	Other wrist-watches oth head 91.01, electrically operated	7,952	31,013	59,164	251,724
9102990000	Other wrist-watches oth head 91.02, electrically operated	36,855	240,055	82,517	709,741
9103100000	Clocks with watch movements, excluding clocks of h91.04., electrically operated	0	5,407	0	13,099
9103900000	Clocks with watch movements, excluding clocks of h91.04., not elec'ly operated	12	1,390	232	6,790
9104001000	Instrument panel clocks & clocks of a similar type, for vehicles	4,622	22,739	431,491	1,769,376
9104003000	Instrument panel clocks & clocks of a similar type, for vessels	102	180	207	1,565
9104009000	Instrument panel clocks & clocks of a similar type, for spacecraft	92	282	618	1,694
9105110000	Alarm clocks, electrically operated	18,384	51,581	45,854	158,609
9105190000	Alarm clocks, not electrically operated	22,570	303,066	48,791	424,405
9105210000	Wall clocks, electrically operated	17,855	106,510	138,806	633,285
9105290000	Wall clocks, not electrically operated	14,818	114,435	44,549	495,453
9105910090	Oth. Clocks, electrically operated	638	7,205	8,920	52,537
9105990090	Oth. Clocks, not electrically operated	2,776	6,474	8,691	27,310
9106100000	Time-registers; time-recorders	21,245	87,293	96,145	472,374
9106900000	Oth time record.& intervals of time appw/clock/watch move./with synchron.mtr	17,667	110,568	244,053	1,445,086
9107000000	Time switches with clock/watch movement/with synchronous motor.	17,483	54,344	182,301	716,449
9108190000	Other watch movements, complete & assembled, electrically operated	3,362	4,844	10,850	26,100
9108200000	Watch move., comp.&assem. with mech.-with automatic winding	0	599	0	18,405
9108900000	Other watch movements, complete & assembled, not electrically operated	0	1,957	0	10,189
9109110000	Clock movements of alarm clocks, compl. and assembled, electrically operated	1,668	24,289	8,818	72,789
9109190000	Clock movements of oth clocks, compl.& assembled, electrically operated	8,621	50,591	57,007	212,681
9109900000	Clock movements, complete and assembled, not electrically operated	7,931	8,846	25,914	38,851
9110110000	Complete movements, unassem./partly assem.(movement sets) of watches	1,261	31,711	3,500	240,568
9110120000	Incomplete movements, assembled of watches	4	4	255	255
9110190000	Rough movements of watches	520	520	3,645	3,645
9110900000	Oth. compl/incomplete movements, unassem.or assembled (movement sets) of c	441	23,798	1,299	96,857
9111200000	Watch cases of base metal, whether or not gold/silver-plated	527	1,140	1,448	3,228
9111800000	Other watch cases	8,423	23,596	24,222	116,977
9111900000	Parts of watch cases	1,426	4,792	4,115	16,260
9112200000	Clock cases and cases of a similar type for other goods of this chapter	2,138	20,141	16,823	54,269

I.3. IMPOR MENURUT KOMODITI / IMPORT BY HS COMMODITY
 *** JUNI / JUNE 2010 ***

HS	Uraian Komoditi Commodity Description	Berat Bersih / Net Weight (Kg)		Nilai / Value C.I.F (US\$)	
		Bulan ini Current Month	Kumulatif Cum.Jan. to date	Bulan ini Current Month	Kumulatif Cum.Jan. to date
9112900000	Part of clock cases&cases of a similartype for other goods of this chapter	79	491	805	7,070
9113100000	Watchstraps,watch band&watch braceletsof precious mtl/of mtl clad w/prec.mtl	0	16	0	40,125
9113200000	Watchstraps,watch bands& bracelets,of base metal,wheth/not gold/s plated	2,876	6,600	28,341	70,676
9113900000	Other watchstraps, watch bands &watch bracelets	18,611	68,714	110,639	432,068
9114100000	Springs, including hair-springs ofclock/watch	150	334	1,161	3,776
9114200000	Jewels of clock/watch	1	1	4	4
9114300000	Dials of clock/watch	198	9,295	746	28,402
9114400000	Plates and bridges of clock/watch	1,130	3,708	7,328	32,725
9114900000	Other parts of clock/watch	37,327	154,225	101,439	485,800
9201100000	Upright pianos	58,005	157,347	157,324	464,277
9201200000	Grand pianos	15,899	37,335	174,996	456,913
9201900000	Oth pianos,including automatic pianos;harpichords&oth keybrd string.instr.	47,457	236,330	68,758	382,922
9202100000	String musical instruments playedw/a bow	1,793	9,364	31,106	140,501
9202900000	Other string musical instrumentsplayed	3,091	77,936	12,886	750,681
9205100000	Brass-wind instruments	10,555	14,718	97,925	146,008
9205901000	Keyboard pipe organ; harmonium & similarkeyboard instrum with free metal ree	1,547	83,970	6,192	143,534
9205909000	Oth. keyboard pipe organs, harmoniumswith free metal reeds	33,359	295,130	112,800	574,503
9206000000	Percussion musical instruments(forex.p, drm,xylophones,cymbals,castanets)	80,519	361,945	372,975	1,575,762
9207100000	Keyboard instruments, other thanaccordions	17,896	111,494	177,954	1,013,613
9207900000	Oth musical instruments,the sound isproduc/must be amplified,electrically	5,835	84,890	28,622	368,538
9208100000	Musical boxes	10,921	44,190	74,554	314,756
9208901000	Decoy calls, call horns &other mouthblown sound signalling instruments	5,487	8,579	44,246	52,424
9208909000	Oth musical instruments not fallingwithin any oth heading of this chapter	28,805	58,446	37,329	110,128
9209300000	Musical instrument strings	10,684	67,207	207,567	1,253,588
9209911000	Strung backs, keyboards and metalframes for upright pianos	144,766	713,614	1,107,836	4,991,588
9209919000	Other parts and accessories for pianos	564,297	3,238,521	4,390,074	22,229,717
9209920000	Parts & accessories for the musicalinstruments of heading 92.02	109,883	450,580	1,621,418	5,569,675
9209940000	Parts & accessories for the musicalinstruments of heading 92.07	216,110	580,637	2,516,823	8,096,156
9209990000	Parts & accessories for other musicalinstruments	77,707	326,604	3,217,020	11,028,291
9301110000	Artillery weapons (for example, guns,howitzers & mortars), self-propelled	0	50	0	2,564
9301190000	Artillery weapons(for ex.guns,howitzer& mortars), not self-propelled	2,205	2,983	747,652	1,154,042
9301200000	Rocket launcers;flame-throwers;grenadelauncers; torpedo tub&sim. projectors	0	4,052	0	23,207
9301900000	Oth military weapons,o than revolvers,pistols & the arms of heading 93.07	634	1,013	381,370	561,704
9302000000	Revolvers and pistols, otherthan those of heading 93.03/93.04.	16	760	898	92,968
9303100000	Muzzle-loading firearms	0	192	0	9,391
9303201000	Hunting shotguns	0	1,650	0	1,480
9303209000	Oth sporting/target-shooting shotguns,including combination shotgun-rifles	0	386	0	18,991
9303309000	Oth sporting/target-shooting rifles	0	287	0	9,182
9304001000	Air guns, not exceeding 7 kg	1	1	40	40
9304009000	Oth arms (for example,spring, air/gasguns&pistols),excl.those of head 93.07	523	1,935	2,410	17,245
9305100000	Parts and accessories of revolvers/pistols	1	37	830	94,656
9305211000	Shotgun barrels of hunting shotguns,not exceed. 7 kg	0	220	0	4,325
9305219000	Shotgun barrels of other shotguns	0	26	0	1,107
9305299000	Other parts and accessories of othershotguns	7	22	4,995	7,742
9305910000	Parts and accessories of militaryweapons of heading 93.01	0	107	0	55,675
9305999000	Parts and accessories of other arms	0	2,616	0	26,044
9306210000	Cartridges for shotgun and air gun	4,002	34,613	757,193	1,086,873
9306290000	Parts of cartridges, gun pellets	0	422	0	181,531
9306301000	Oth cartridges&parts thereof use forrevolvers & pistols of heading 93.02	0	41	0	5,587
9306302000	Cartridges for riveting/similar toolsor for captive-bolt humane killers and	0	1,033	0	39,526
9306309000	Other cartridges and parts thereof usefor other arms	64	76	2,388	2,790
9306900000	Other cartridges, missiles and similarmunitions of war & parts thereof	0	107,951	0	25,525,864
9401100000	Seats of a kind used for aircraft,convertible into beds	1,616	19,827	69,492	2,636,166
9401200000	Seats of a kind used for motorvehicles, converti-ble into beds	13,089	108,002	126,423	793,025
9401300000	Swivel seats with variable heightadjustment	308,934	1,583,762	859,169	4,435,547
9401400000	Seats other than garden seats/camping	24,711	480,699	69,950	1,319,211
9401510010	Seats of rattan	0	625	0	2,804
9401510090	Other seats of rattan	5,971	17,635	8,457	27,955
9401590000	Other seats of bamboo/rattan	2,150	15,945	6,180	19,985
9401610000	Upholstered	189,341	788,168	451,041	2,270,454
9401690000	Other upsholstered	156,399	552,036	256,734	1,214,183
9401710000	Other seats, with metal frames,upholstered	544,416	2,049,307	1,609,871	5,712,682
9401790000	Other seats, with metal frames, notupholstered	625,635	2,251,052	1,315,069	4,634,186
9401801000	Baby walkers	15,749	108,068	37,779	236,499
9401809000	Other seats	157,049	676,940	454,467	1,823,669
9401901010	Parts of aircraft seats of plastics	362	37,201	1,818	106,423
9401901090	Oth parts of aircraft seats of plastics	474	35,071	47,396	114,345
9401902000	Parts of baby walkers	0	62	0	218
9401909100	Parts of seats of goods of subheading9401.20.00/9401.30.00	482,206	2,148,594	4,138,894	16,598,001
9401909910	Oth.of goods of subheading of plastic9401.20/9401.30	142,902	281,428	188,089	440,100
9401909990	Oth.of goods of subheading9401.20/9401.30	491,508	3,027,964	2,438,199	15,539,233
9402101000	Dentists' chairs	34,762	188,367	338,756	1,518,128
9402103000	Barbers' and hairdressers' chairs andparts	2,359	81,110	7,446	229,788
9402109000	Other dentists, hairdressers & barberschairs and part thereof	4,279	15,847	17,236	52,228
9402901000	Furntr.designed for medical,surgical/veterinary surg.purp.&parts thereof	19,885	107,238	111,769	537,124
9402909000	Oth. furntr.design for medical,surgical/veterinary surg.purp.&parts thereof	30,729	283,567	354,725	2,589,214
9403100000	Mtl furniture of a kind used in office	163,778	912,856	263,008	1,687,518
9403200000	Other metal furniture	1,247,508	5,033,706	1,948,925	8,635,722

I.3. IMPOR MENURUT KOMODITI / IMPORT BY HS COMMODITY
 *** JUNI / JUNE 2010 ***

HS	Uraian Komoditi Commodity Description	Berat Bersih / Net Weight (Kg)		Nilai / Value C.I.F (US\$)	
		Bulan ini Current Month	Kumulatif Cum.Jan. to date	Bulan ini Current Month	Kumulatif Cum.Jan. to date
9403300000	Wooden furniture of a kind used in offices	442,138	1,672,532	556,436	2,283,387
9403400000	Wooden furniture of a kind used in the kitchen	110,406	364,450	186,829	594,693
9403500000	Wooden furniture of a kind used in the bedroom	696,776	3,158,815	976,594	4,536,276
9403600000	Other wooden furniture	1,226,084	5,301,877	1,479,431	6,882,231
9403700000	Furniture of plastics	137,266	420,176	261,349	937,826
9403810010	Bedroom, dining room/living room sets of rattan	741	881	1,015	1,070
9403810020	Bedroom, dining room/living room sets of other materials	21,649	72,805	26,186	143,047
9403810030	Furnt. of plas. of kind used in parks/gardens/vestibules	240	12,007	195	15,942
9403810040	Fume cupboards for use in medical laboratories	0	1,536	0	20,200
9403810090	Other furniture of bamboo or rattan	164	135,511	356	281,024
9403890010	Bedroom, dining room/living room sets of other materials	99,098	374,329	90,325	392,810
9403890020	Oth furniture of a kind used in parks,garden/vestibules	2,494	58,543	1,533	51,650
9403890030	Fume cupboards for use in medical lab.of cane,osier,bamboo/similar materials	0	5,491	0	55,145
9403890090	Other furniture	119,478	697,072	281,840	1,409,659
9403900000	Parts of other furniture	461,047	1,790,487	756,153	4,387,621
9404100000	Mattress supports	2,774	143,723	8,567	336,305
9404210000	Mattresses of cell. rubber/plastics,whether/not covered	17,936	90,312	53,381	464,115
9404291000	Mattress springs of other materials	10,920	149,832	37,598	528,359
9404299000	Other mattress of other materials	94,351	527,260	75,715	469,483
9404300000	Sleeping bags	5,382	6,489	41,731	43,365
9404901000	Quilts, bedspreads and mattress protectors	15,723	79,114	117,333	548,129
9404909000	Other articles of bedding and similar furnishing	31,829	195,947	146,133	863,016
9405102000	Surgical lamps of ceiling/wall lighting fittings	273	3,127	6,531	82,412
9405103000	Spotlights of ceiling/wall lighting fittings	247,881	433,073	916,063	2,080,134
9405109000	Oth chandeliers&oth elec ceiling/wall light.fittng,exc.of a public spac.light	279,143	1,396,674	1,524,239	8,132,528
9405201000	Surgical lamps of electric table,desk,bedside/floor-standing lamps	6	135	2,742	13,459
9405209010	Elect. table of spotlights	16,592	41,218	47,315	157,591
9405209090	Oth. elect. table, desk	276,495	1,186,366	1,203,725	4,288,175
9405300000	Lighting sets of a kind used for christmas trees	10,015	28,777	25,783	62,403
9405401000	Surgical lamps, incl. operat lights;pilot lamp assem for elec.-thermic dom	906	5,769	4,916	94,510
9405402000	Searchlights	8,351	34,454	50,945	174,191
9405404000	Oth. electr. lamps of spotlights	86,027	326,270	250,446	2,347,736
9405405000	Street lamps/lanterns	40,619	127,371	241,845	979,830
9405406000	Other exterior lighting, other than street lamps/lanterns	20,786	73,322	185,456	709,899
9405407000	Non-flashing aerodrome beacons;lamps for railway loc.aircraft,ships of bns mtl	8,654	23,521	87,250	503,159
9405408000	Pilot lamp assemblies for electrodomestic appliances of heading 85.16	6	3,029	1,129	25,051
9405409010	Fibreoptic operation headlights	36	2,086	120	16,558
9405409090	Oth electric lamps,including oth elec lamps&lighting fittings of wood	125,976	639,759	817,305	3,841,685
9405501100	Non elect. lamps&lighting fittings -of brass, for religius rites	361	1,077	1,353	4,050
9405501900	Oth. non elect. lamps&lighting fittings	25,691	58,674	35,594	104,153
9405504010	Hurricane lamps of base metal	6,733	190,818	7,874	176,951
9405504090	Other hurricane lamps	10,419	218,765	16,553	148,368
9405509011	Oil lamps of brass, used for relig.rites	893	23,981	6,436	85,425
9405509019	Other oil lamp of plastic	465	637	3,433	5,117
9405509020	Miners lamps and quarrymen lamps	1,660	3,150	1,479	53,914
9405509090	Other miners lamps & quarrymen lamps	15,861	27,526	73,136	122,831
9405601000	Property protection warning signs,street name plates,road&traffic signs	33,119	46,439	289,176	349,718
9405609010	Property protection warning signs,of stone/ceramic	0	80	0	10,646
9405609090	Other property protection warning signs	48,471	169,617	122,299	891,461
9405912000	Parts of glass for spotlights	1,437	1,575	2,558	7,215
9405914000	Glass globes and chimneys for other lamps	0	24,432	0	67,844
9405919000	Parts of glass of other lamps	49,526	213,511	129,164	590,507
9405922000	Parts of plastics for spotlights	101	730	180	1,920
9405929000	Parts of plastics for other lamps	149,380	1,019,080	394,917	2,692,871
9405991000	Lampshades of textile materials	1,329	4,455	6,445	24,976
9405999010	Frames for miners/quarrymen lamps	903	9,433	5,600	36,429
9405999090	Other, for the miners lamps, surgical	156,255	591,826	411,405	1,806,243
9406001000	Greenhouses fitted with mechanical/thermal equipment	11,521	74,804	4,661	232,363
9406009200	Other prefabricated buildings of wood	12,578	14,858	51,119	67,019
9406009400	Other prefabricated buildings of iron/steel	236,009	1,077,128	1,871,737	5,367,157
9406009900	Other prefabricated buildings of other materials	605,498	2,031,532	3,157,489	5,586,435
9503001000	Tricycles, scooters, pedal cars and similar wheeled toys; dolls carriages	271,490	1,056,463	691,496	2,461,728
9503002100	Dolls, whether/not dressed	62,534	310,306	343,082	1,101,665
9503002200	Garments and garments accessories;footwear and headgear	28,640	36,784	16,837	171,329
9503002900	Other garments and garm. accessories;footwear and headgear	21,887	94,509	618,797	1,827,240
9503003000	Electric trains, includ tracks, signals and other accessories therefor	39,046	158,532	155,152	741,641
9503004100	Model aircraft assembly kits	174	3,790	1,296	18,906
9503004900	Other model aircraft assembly kits	213,060	680,154	1,275,700	4,711,314
9503005000	Other construction sets&constructional toys, of materials other than plastics	10	4,742	258	40,226
9503006000	Stuffed toys representing animals/non-human creatures, puzzles	19,107	116,591	74,307	594,206
9503007100	Toys of jigsaw/picture puzzles	30,597	68,436	88,441	201,572
9503007900	Other toys of jigsaw/picture puzzles	59,391	90,814	184,972	374,028
9503009100	Numerical, alphabetical/animal block/cut-outs; word builder sets;	20,801	62,741	81,843	259,335
9503009200	Skipping ropes	2,362	2,716	16,184	17,644
9503009300	Marbles	246,178	1,345,412	65,776	337,609
9503009900	Other of goods of sub heading 95.03.00.9	1,935,189	6,994,597	6,421,372	21,040,158
9504100000	Video games of a kind used with a television receiver	159,925	614,940	488,795	2,373,503
9504202000	Tables for billiards of all kinds	0	15,630	0	17,166

I.3. IMPOR MENURUT KOMODITI / IMPORT BY HS COMMODITY
 *** JUNI / JUNE 2010 ***

HS	Uraian Komoditi Commodity Description	Berat Bersih / Net Weight (Kg)		Nilai / Value C.I.F (US\$)	
		Bulan ini Current Month	Kumulatif Cum.Jan. to date	Bulan ini Current Month	Kumulatif Cum.Jan. to date
9504209000	Other articles and accessories for billiards	22,350	175,216	17,881	271,514
9504300000	Oth games, operated by coins, banknotes, bank cards, tokens/by other means	152,699	619,287	893,657	3,462,958
9504400000	Playing cards	190,081	950,574	140,039	1,082,184
9504901000	Bowling requisites of all kind	1,275	7,554	3,082	9,533
9504902000	Darts and parts and accessories of darts	650	1,271	3,601	5,364
9504903900	Other tables designed for use with casino games	0	5,510	0	16,356
9504909100	Tables designed for games	0	5,163	0	12,648
9504909900	Other tables designed for games	49,816	120,125	157,978	418,812
9505100000	Articles for Christmas festivities	26,591	57,048	105,356	196,820
9505900000	Festive, carnival/oth entertn. articles incl conjuring tricks & novelty jokes	38,983	201,527	159,357	648,567
9506120000	Ski-fastenings (ski-bindings)	1	16	403	763
9506190000	Other snow-ski equipment	5,973	31,100	25,889	93,274
9506210000	Sailboards	0	877	0	2,454
9506290000	Other water-skis, surf-boards, sailboards & oth water-sport equipment	28,864	90,382	59,315	927,812
9506310000	Clubs for golf, complete	3,811	47,933	10,330	253,155
9506320000	Balls for golf	9,599	32,416	34,834	149,032
9506390000	Other golf equipment	11,251	30,547	85,636	220,756
9506401000	Tables tennis	392	82,433	1,293	186,783
9506409000	Oth articles & equip for table-tennis	22,977	149,147	41,083	332,719
9506510000	Art. & equip. for lawn tennis rackets whether/not strung	6,254	27,808	74,048	736,674
9506590000	Oth. art. & equip. for lawn tennis rackets	98,293	486,037	318,184	1,398,426
9506610000	Lawn-tennis balls	1,848	9,192	3,894	36,828
9506620000	Inflatable balls	57,463	272,829	372,617	1,741,374
9506690000	Other balls, other than golf balls & table-tennis balls	32,236	126,705	112,837	406,917
9506700000	Ice skates and roller skates, incl. skating boots with skates attached	4,283	37,273	12,015	120,421
9506910000	Artic. & equip. for general physical exercise, gymnastics/athletics	893,910	3,357,530	2,772,347	10,895,709
9506992000	Bows and arrows for archery; crossbows	0	134	0	3,425
9506993000	Nets, cricket pads, shinguards and similar articles	33,367	99,373	131,336	412,463
9506995010	Shuttlecocks	4,042	25,804	13,442	186,091
9506995090	Other articles and equipment for sport but badminton	28,054	60,568	64,714	221,718
9506999000	Oth articles & equipment for oth sports; swimming pools & paddling pools	25,082	97,655	79,990	351,269
9507100000	Fishing rods	31,504	272,104	306,816	1,645,850
9507200000	Fish-hooks, whether/not snelled	52,112	228,760	263,689	824,915
9507300000	Fishing reels	71,924	189,233	189,852	466,470
9507900000	Other fishing rods, hooks, /reels	12,926	85,903	177,774	13,687,833
9508100000	Travelling circuses and travelling menageries	1,395	8,371	100,086	130,230
9508900000	Roundabouts, swings, shooting galleries & oth fairground amusem.; trave. theatres	70,797	464,755	241,373	2,507,482
9601100000	Worked ivory and articles of ivory	0	2,959	0	44,353
9601901000	Worked mother-of-pearl/tortoise-shell & articles of the foregoing	47	6,617	19,531	203,503
9601909000	Other worked mother-of-pearl/tortoise-shell & articles of the foregoing	1	3,041	8	2,114
9602001000	Gelatin capsules for pharmaceutical products	4,079	24,649	137,119	763,192
9602002000	Cigar/cigarette cases, tobacco jars and household ornamental articles	10,874	14,274	18,410	25,982
9602009000	Oth worked veget/minrl carving matrl & artic. of these matrls; of wax, stearin, gum	53	10,809	270	141,180
9603101000	Brushes consisting of twigs/others vegetable material bound together	95,393	566,985	162,917	803,535
9603102000	Brooms consisting of twigs/others vegetable material bound together	110,850	418,346	138,654	590,449
9603210000	Tooth brushes, including dental-plate brushes	165,608	780,334	1,401,616	7,206,004
9603290000	Shaving brushes, hair brush, nail brush, eyelash o. toilet brush for use on men	38,239	205,486	105,355	738,332
9603300000	Artists' brushes, writing brush & similar brushes for the applic. of cosmetics	17,475	114,669	138,048	1,061,511
9603400000	Paint, distemper, varnish/similar brushes; paint pads and rollers	368,718	2,006,015	455,456	2,757,310
9603500000	Other brushes constituting parts of machines, appliances/vehicles	45,639	223,817	254,682	1,330,081
9603901000	Prepared knots and tufts for broom/brush making	42	29,499	1,652	97,530
9603902000	Hand-operated mechanical floor sweepers, not motorised	37,349	108,322	75,894	294,019
9603904000	Other brushes	73,515	538,982	128,708	872,415
9603909200	Parts for goods of subheading 9603.90.20	2,171	50,591	6,519	75,421
9603909900	Parts for goods of oth than subheading 9603.90.10	258,980	709,236	639,395	2,001,752
9604001000	Hand sieves and hand riddles of metal	2,392	5,319	2,410	27,634
9604009000	Hand sieves and hand riddles of other material	432	9,803	1,097	73,960
9605001000	Travel sets for personal toilet	6,485	45,407	98,503	372,032
9605009000	Travel sets for sewing/shoe/clothes cleaning	6,802	55,104	9,070	307,619
9606100000	Press-fasteners, snap-fasteners and press-studs and parts therefor	49,720	287,136	758,980	4,183,968
9606210000	Buttons of plastics, not covered with textile	200,859	1,072,576	2,425,047	12,444,533
9606220000	Buttons of base metal, not covered with textile	101,348	639,630	1,536,539	9,021,016
9606290000	Buttons of other material	147,445	612,030	844,326	3,953,672
9606300000	Button moulds & other parts of buttons; button blanks	11,439	78,779	164,843	739,246
9607110000	Slide fasteners fitted with chainscoops of base metal	158,496	631,688	1,954,494	7,385,011
9607190000	Other slide fasteners	427,751	1,634,566	4,967,180	17,658,645
9607200000	Parts of slide fasteners	520,146	2,277,114	2,228,500	10,503,179
9608101000	Ball point pens of plastics	68,190	315,910	147,930	1,010,111
9608109000	Oth. ball point pens of plastics	107,605	542,477	308,811	1,967,541
9608200000	Felt tipped & other porous-tipped pens & markers	96,144	429,142	375,179	1,549,362
9608310000	Indian ink drawing pens	0	163	0	1,650
9608391000	Fountain pens	13,946	185,340	34,218	176,252
9608399000	Oth. Indian ink drawing pens	24,164	141,006	95,749	344,328
9608400000	Propelling/sliding pencils	47,704	77,042	106,194	279,858
9608500000	Sets of articles from two/more of the foregoing subheadings	82,141	528,683	202,077	1,509,885
9608601000	Refills for ball point pens of plastics comprising the ball point & ink reservoir	923	12,731	10,091	163,335
9608609000	Oth. refills for ball point pens of plst comprising the ball point & ink reservoir	11,568	54,928	109,804	877,015
9608911000	Pen nibs and nib points of gold or gold plated	392	392	292	292

I.3. IMPOR MENURUT KOMODITI / IMPORT BY HS COMMODITY
 *** JUNI / JUNE 2010 ***

H S	Uraian Komoditi Commodity Description	Berat Bersih / Net Weight (Kg)		Nilai / Value C.I.F (US\$)	
		Bulan ini Current Month	Kumulatif Cum.Jan. to date	Bulan ini Current Month	Kumulatif Cum.Jan. to date
9608919000	Pen nibs and nib points of othermaterial	22,434	86,166	574,338	3,255,818
9608991000	Duplicating stylos	3,020	10,739	3,108	13,505
9608999000	Penholders,pencil-holders&similarholder parts of the foregoing articles	56,042	325,165	697,056	3,681,902
9609101000	Black pencils	176,310	974,974	350,243	2,193,061
9609109000	Crayons & other pencils with leadsencased in a rigid sheath	146,657	468,901	221,482	749,844
9609200000	Pencil leads, black/colored	63,165	348,662	480,242	2,616,472
9609901000	Slate pencils for school slates	1,606	1,708	5,044	5,639
9609903000	Pencils & crayons other than those of subheading 9609.10.00	21,612	62,240	40,745	129,230
9609909000	Pastels, drawing charcoals, tailors'chalks	81,004	601,997	193,250	1,104,964
9610001000	School slates	7,443	75,752	8,691	68,078
9610009000	Oth slates&boards,with writing/drawingsurf'es,whethr/not framed for o.school	47,269	104,507	153,122	422,281
9611000000	Date, seal/numbering stamps &the like hands operate	81,701	185,868	1,057,656	1,798,409
9612101000	Ribbons of textile fabric	8,810	96,707	52,291	825,894
9612109000	Ribbons of other materials	171,829	563,039	1,784,592	6,103,771
9612200000	Ink-pads	236	14,005	1,896	60,664
9613101000	Pocket lighters, gas fuelled,non-refillable of plastics	275,819	3,472,439	382,344	4,365,344
9613109000	Oth. pocket lighters, gas fuelled,non-refillable	292,591	1,078,876	340,454	1,392,039
9613201000	Pocket lighters, gas fuelled,refillable of plastics	151,919	728,583	185,194	915,733
9613209000	Oth. pocket lighters, gas fuelled,refillable	72,735	195,122	204,423	691,702
9613801000	Piezo-elect lighters for stoves&ranges	1,653	57,256	2,723	113,732
9613802000	Cigarette lighters/table lighter ofplastics	0	744	0	1,110
9613803000	Cigarette lighters/table lighters, oththan of plastics	7,390	32,334	131,616	562,240
9613809000	Other lighters	11,847	94,025	39,410	317,746
9613901000	Parts of refilled cartridge/other receptacles	3,381	25,757	20,706	56,317
9613909000	Other parts of lightersother than flints and wicks	38,248	257,212	333,499	2,636,479
9614009000	Oth smoking pipes, cigar.cigaetterholders and parts thereof	311	6,274	3,320	38,990
9615111000	Hair slides and the likeof hard rubbers/plastics	139,252	553,876	261,941	1,132,926
9615119000	Combs of hard rubbers/plastics	222,495	992,839	478,360	2,069,981
9615191000	Hair slides and the like of materialother than hard rubbers/plastics	15,424	123,869	41,503	658,579
9615199000	Combs of material other than hardrubbers/plastics	128,124	469,270	189,933	695,169
9615901100	Decorative hair pins of aluminium	246	434	1,635	4,346
9615901200	Decorative hair pins of iron/steel	132	1,360	1,990	18,337
9615901900	Oth. decorative hair pins	13,236	44,566	30,428	101,756
9615902000	Parts of decorative hair pins	228	1,526	337	2,384
9615909100	Parts decorative hair pins of aluminium	2,440	3,492	13,952	32,675
9615909200	Parts decorative hair pins of iron/steel	150	13,726	6,023	24,868
9615909900	Oth. parts of decorative hair pins	8,049	18,440	17,162	80,495
9616101000	Sprays of scent and similar toiletsprays	84,668	448,181	433,304	3,608,843
9616102000	Mounts and heads of the sprays	122,243	663,801	540,664	3,014,739
9616200000	Powder-puffs&pads for the applicationof cosmetics/toilet preparations	15,543	119,971	265,377	1,914,535
9617001000	Vacuum flasks and other vacuumvessels	159,247	700,213	410,643	1,556,470
9617002000	Parts of vacuum flasks & oth vacuumvessels other than glass inners	12,493	12,707	69,318	76,154
9618000000	Tailor' dummies & oth lay figs;auto-&oth displ.used for shop window dressing	35,809	85,807	167,616	442,648
9701100000	Paintings, drawings and pastels	25,351	68,711	86,933	514,079
9701901000	Colleges & similar decorative plaquesof cut flower bud,foli/oth part of plant	145	4,142	942	4,442
9701902000	Colleges & similar decorative plaquesof natural corks	0	1,005	0	11,353
9701909000	Colleges & similar decorative plaquesother than of natural cork	3,180	17,911	39,133	186,607
9702000000	Original engravings, prints andlithographs	0	3,837	0	21,683
9703000000	Original sculptures and statuary, inany material	3,884	73,946	18,094	124,786
9704009000	Postal stationary other than postageor revenue stamps	0	409	0	53,725
9705000010	Collection and collectors pieces ofzoological interest	0	2,044	0	66,491
9705000090	Collection and collectors pieces ofoth than zoologic/archaeologic interest	0	42	0	5,211
9801101000	Sedan of head 8703 with cylinder cap <1500 cc, incompletely knocked down	2,104	208,817	22,971	5,344,003
9801102000	Oth vhcl of head 8703 with (4x2) systemincompletely knocked down, for person	11,304,795	23,294,578	47,303,095	174,222,711
9801201000	Vhcls of head 8704 with gross weight<=5 ton, incompletely knocked down	1,756,384	4,137,424	9,212,389	38,100,615
9801202000	Vhcls of head 8704 with 5 ton < grossweight <= 24 ton, incmpltly knocked down	6,174,944	26,096,719	60,109,951	270,446,455
9801203000	Vhcls of head 8704 with gross weight>24 ton,incmpltly knocked down,for good	5,667,627	18,824,193	37,573,710	177,563,188
9801302000	Vhcls of head 8702 with 5 tons < grosweight <= 24 ton, incmpltly knocked down	681,333	2,527,621	4,489,066	21,643,420
9802100000	Rotary internal/spark-ignition combustcomprsn-ignition pist engine, of inckd	70,423	439,980	1,770,841	8,433,199
9802200000	Gear boxes, of incomplete knocked downvehicles	31,475	295,733	862,887	4,308,395
9802300000	Drive-axles, of incomplete knocked downvehicles	644,390	3,671,837	4,831,383	22,410,153
TOTAL IMPORTS		10,011,964,480	53,223,059,128	11,760,001,067	62,937,379,369

I.4. IMPOR MENURUT NEGARA ASAL / IMPORT BY COUNTRY OF ORIGIN
***** JUNI / JUNE 2010 *****

Country Code	Negara Asal Country of origin	Berat bersih / Net weight (Kg)		Nilai / Value C.I.F (U S \$)	
		Bulan ini Current month	Kumulatif Cum. Jan. to date	Bulan ini Current month	Kumulatif Cum. Jan. to date
111 JP	Japan	425,957,180	1,908,951,843	1,535,368,152	7,660,550,900
112 HK	Hong Kong	17,147,046	96,812,240	148,942,853	797,304,171
113 KP	Korea, Democratic People's Republic	9,919,043	10,140,927	6,884,683	7,101,799
114 KR	Korea, Republic Of	756,671,599	2,527,123,448	790,601,736	3,565,996,416
115 TW	Taiwan	107,589,853	857,722,571	263,624,565	1,509,141,623
116 CN	China	1,245,337,500	5,169,586,695	2,036,492,482	9,441,421,215
117 MN	Mongolia	0	780	0	28,459
118 MO	Macau	73,952	755,098	396,407	3,601,098
120 PG	Papua New Guinea	338,377	5,613,141	1,003,412	14,825,294
121 TH	Thailand	442,964,254	2,861,082,418	673,811,934	3,681,626,155
122 SG	Singapore	1,563,231,352	8,453,180,890	1,758,976,871	9,776,696,290
123 PH	Philippines	45,915,896	204,920,534	89,283,821	360,773,819
124 MY	Malaysia	749,159,444	5,673,832,981	613,312,246	4,167,278,903
125 MM	Myanmar (form. Burma)	2,563,855	25,414,090	2,534,172	21,532,756
126 KH	Cambodia	29,538	614,661	281,317	1,472,889
127 BN	Brunei Darussalam	82,503,972	623,158,830	43,962,585	365,002,764
128 LA	Lao People's Democratic Republic	191	175,349	1,912	218,699
129 NP	Nepal	9	288	245	2,258
130 BT	Bhutan	0	99	0	86,700
131 VN	Viet Nam	36,534,503	242,029,254	71,922,390	407,336,507
133 IN	India	232,695,622	1,452,034,565	267,619,989	1,543,938,483
134 PK	Pakistan	2,537,296	50,954,442	3,889,005	56,453,799
135 BD	Bangladesh	2,264,119	18,045,955	2,739,893	24,381,417
136 LK	Sri Lanka	15,621,313	71,716,049	6,806,423	32,511,479
137 AF	Afghanistan	0	1	0	12
138 ID	Indonesia	7,390,841	13,992,824	12,167,714	41,423,498
141 IQ	Iraq	577,460	719,090	304,425	372,407
142 IR	Iran (Islamic Republic Of)	97,664,266	349,313,819	73,057,606	274,129,272
143 SA	Saudi Arabia	524,378,075	3,257,962,533	307,752,880	2,095,843,540
144 IL	Israel	9,016	210,215	460,301	4,878,484
145 KW	Kuwait	128,834,984	700,982,622	93,627,909	492,606,173
146 JO	Jordan	45,633,131	210,961,311	8,789,165	40,828,460
148 LB	Lebanon	15,045	1,040,105	22,514	52,379,376
149 PN	Palestina	0	156	0	5,117
151 YE	Yemen	186,040	283,223	978,868	1,567,603
152 OM	Oman	7,666,522	60,026,420	10,381,101	97,873,178
153 SY	Syria Arab Republic	1,273,825	1,565,032	2,410,555	2,969,413
154 TR	Turkey	40,625,533	261,130,555	19,593,580	128,514,942
155 AE	United Arab Emirates	75,034,744	345,939,902	51,789,681	241,437,950
156 QA	Qatar	28,951,604	156,838,274	25,260,249	147,490,752
157 BH	Bahrain	2,686,883	108,504,883	3,576,166	53,072,385
158 CY	Cyprus	335,224	6,424,543	201,092	2,998,238
211 EG	Egypt	62,587,878	371,668,736	10,812,384	85,491,437
213 MA	Morocco	11,920	7,019,559	572,991	6,617,491
214 TN	Tunisia	1,593,075	18,378,746	2,919,472	8,843,183
215 DZ	Algeria	13,956	127,437,340	4,477	81,893,777
216 SD	Sudan	20,399	163,326,568	148,184	102,024,560
219 NA	Namibia	221,249	2,181,007	482,182	5,156,275
221 ET	Ethiopia	232,136	1,812,512	425,552	2,300,906
222 TZ	Tanzania, United Republic Of	100,000	14,516,856	160,000	20,463,184
223 MG	Madagascar	175,758	508,853	765,582	2,845,107
224 SO	Somalia	0	5	0	124
225 KE	Kenya	1,567,039	24,314,670	3,591,390	17,699,490
227 MZ	Mozambique	929,929	5,801,516	861,145	7,824,134
228 BW	Botswana	5	65	91	1,647
230 TG	Togo	722,943	2,173,667	1,331,549	3,535,928
231 GH	Ghana	625,726	4,585,869	2,182,228	17,415,623
232 LR	Liberia	166	3,863,826	1,437	5,645,680
234 AO	Angola	0	467,734	0	1,371,934
235 CG	Congo	0	229,248	0	89,817
236 CM	Cameroon	938,670	3,641,784	2,219,140	8,704,985
237 NG	Nigeria	256,951,400	862,200,206	152,356,330	538,637,830
238 SL	Sierra Leone	153,267	274,795	66,450	107,196
239 GA	Gabon	0	189,642	0	159,259
240 CI	Cote D'ivoire	3,071,300	11,015,093	6,055,666	26,846,194
241 SN	Senegal	309,078	1,408,325	186,167	771,956
242 MR	Mauritania	428,950	553,946	184,957	238,329
243 ML	Mali	1,403,511	6,916,123	2,691,933	11,482,933
244 BJ	Benin	4,093,836	9,029,843	6,961,820	14,439,309
245 BF	Burkina Faso	3,248,807	16,866,441	5,903,561	29,073,730
247 GM	Gambia	249,539	350,509	149,992	187,856
248 VI	U.s. Virgin Islands	0	32,213	0	236,684
251 UG	Uganda	1,706,001	3,486,603	3,468,986	6,690,197
252 CF	Central African Republic	558,912	1,544,727	1,048,257	2,646,571
253 NE	Niger	0	26,065	0	370,801
254 TD	Chad	99,988	947,719	184,062	1,606,900
255 DJ	Djibouti	0	60,825	0	21,897

I.4. IMPOR MENURUT NEGARA ASAL / IMPORT BY COUNTRY OF ORIGIN
***** JUNI / JUNE 2010 *****

Country Code	Negara Asal Country of origin	Berat bersih / Net weight (Kg)		Nilai / Value C.I.F (U S \$)	
		Bulan ini Current month	Kumulatif Cum. Jan. to date	Bulan ini Current month	Kumulatif Cum. Jan. to date
256 SH	Saint Helena	80,002	86,331	340,287	363,745
257 ST	Sao Tome And Principe	3	3	1,637	1,637
260 SZ	Swaziland	4,324	830,702	100,583	4,839,848
261 ZA	South Africa	72,825,103	277,183,541	48,106,115	226,940,795
262 ZW	Zimbabwe	246,200	3,491,232	1,347,545	11,681,889
263 ZM	Zambia	0	1,282,181	0	1,921,729
264 MW	Malawi	47,661	5,138,387	78,542	7,352,489
266 BI	Burundi	0	93,111	0	140,625
267 MU	Mauritius	10,281	138,753	41,175	408,936
298 VG	Virgin Islands (british)	49,618	371,792	2,683,698	4,125,324
311 AU	Australia	672,889,719	3,541,547,768	307,708,788	1,851,524,889
312 NZ	New Zealand	54,103,446	310,551,397	68,458,571	388,742,606
318 FM	Micronesia, Federated States Of	0	1,018	0	3,847
321 NR	Nauru	1	405	1	40,755
322 NC	New Caledonia	0	24,341	0	34,519
323 NU	Niue	1	1	31	31
326 VU	Vanuatu	14,688	44,265	50,033	150,783
328 IO	British Indian Ocean Territory	3,615	3,622	23,241	23,625
329 ON	Oth.oceania	0	193,020	0	332,946
331 AS	American Samoa	515,132	2,980,850	452,119	3,669,321
332 CK	Cook Islands	65,000	232,814	51,190	712,979
333 FJ	Fiji	107,130	1,020,521	41,566	435,892
334 KI	Kiribati	1,402,000	4,008,021	989,730	3,032,700
335 MH	Marshall Islands	1,805,000	7,016,002	4,000,000	19,500,037
336 WS	Samoa	4,252	22,578	46,999	91,939
337 SB	Solomon Islands	225,000	1,260,061	742,180	4,300,900
339 TV	Tuvalu	1	7,998	53	9,649
340 CX	Christmas Islands	0	1	0	4
341 UM	United States Minor Outlying Island	0	6	0	970
342 CC	Cocos (keeling) Islands	122	2,124	3,846	10,398
343 TK	Tokelau	14	2,918	190	23,418
391 TL	East Timor	90,069	304,200	43,070	166,520
411 US	United States	424,795,262	3,126,913,804	635,662,917	4,257,191,368
412 CA	Canada	164,036,363	1,017,178,943	88,034,549	532,661,404
421 MX	Mexico	5,564,593	46,374,852	16,647,517	90,689,422
422 GT	Guatemala	5,507	7,668	12,259	74,216
423 HN	Honduras	28	299	1,058	15,812
424 NI	Nicaragua	0	53,003	0	168,422
425 PA	Panama	2,781,304	20,482,586	4,281,618	30,339,445
426 CU	Cuba	531	1,995	2,860	266,796
427 CB	Curacao	919	10,170	314	35,627
428 SR	Suriname	0	199,975	0	82,475
431 CL	Chile	164,797,414	693,444,416	34,820,814	137,928,708
432 VE	Venezuela	0	216,752	0	527,342
433 AR	Argentina	373,194,523	954,690,640	109,894,656	338,310,001
434 BR	Brazil	315,723,521	1,211,911,737	144,355,681	568,131,148
435 CO	Colombia	1,071,759	12,111,532	3,115,634	18,316,440
436 BO	Bolivia	0	598,852	0	374,592
437 UY	Uruguay	647,678	2,883,288	605,654	2,834,400
438 PY	Paraguay	721,290	2,254,849	922,967	2,873,717
441 EC	Ecuador	146,437	674,690	654,220	1,735,237
442 PE	Peru	1,453,602	6,609,185	2,270,864	10,437,159
443 GY	Guyana	23,864	206,609	80,711	221,483
444 TT	Trinidad And Tobago	100,611	68,518,509	22,205	17,902,347
445 BS	Bahamas	243,753	265,496	108,470	213,258
446 JM	Jamaica	131,525	357,543	58,529	148,523
447 PR	Puerto Rico	36,907	61,427	485,723	4,171,010
448 BZ	Belize	26	112,772	654	84,665
449 DO	Dominican Republic	798	141,148	5,937	83,151
450 SV	El Salvador	27	64,625	5,380	35,695
451 CR	Costa Rica	252,907	1,006,431	904,105	3,312,848
452 HT	Haiti	50	271,263	2,085	94,248
453 BB	Barbados	0	23,100	0	46,315
454 AG	Antigua And Barbuda	151	546	2,072	4,861
455 AI	Anguilla	0	27	0	2,807
456 AW	Aruba	0	322,952	0	59,038
457 BM	Bermuda	28	46,442,328	192	34,267,734
458 CV	Cape Verde	0	1	0	10
459 KY	Cayman Islands	0	1,607	0	4,702
460 DM	Dominica	7,572	96,213	9,843	124,982
463 PF	French Polynesia	44	44	360	360
465 GD	Grenada	0	56,265	0	53,807
467 AN	Netherlands Antilles	46,795	94,356	129,886	309,367
468 NF	Norfolk Islands	21,961	98,457	121,712	494,577
469 LC	Saint Lucia	0	2,202	0	53,502
472 GP	Guadeloupe	255	256	12,872	12,873
473 KN	Saint Kitts And Nevis	0	10	0	330

I.4. IMPOR MENURUT NEGARA ASAL / IMPORT BY COUNTRY OF ORIGIN
***** JUNI / JUNE 2010 *****

Country Code	Negara Asal Country of origin	Berat bersih / Net weight (Kg)		Nilai / Value C.I.F (U S \$)	
		Bulan ini Current month	Kumulatif Cum. Jan. to date	Bulan ini Current month	Kumulatif Cum. Jan. to date
511 GB	United Kingdom	52,559,226	320,951,946	131,881,258	487,510,826
512 NL	Netherlands	38,559,303	250,662,376	60,307,729	352,711,818
513 FR	France	25,646,218	144,902,980	72,318,345	472,346,814
514 DE	Germany, Fed. Rep. Of	61,292,324	331,086,249	279,768,746	1,356,832,591
515 AT	Austria	1,764,892	20,304,629	16,323,733	124,680,908
516 BE	Belgium	46,154,365	212,693,958	50,448,189	285,485,618
517 CH	Switzerland	1,804,148	25,991,177	34,836,148	228,468,436
518 LU	Luxembourg	535,198	3,229,857	380,033	2,640,478
519 GI	Gibraltar	0	50,239	0	215,023
520 MC	Monaco	725	5,565	17,102	153,687
521 DK	Denmark	3,834,113	13,397,968	10,352,465	62,797,773
522 NO	Norway	13,397,660	99,111,142	10,516,644	206,524,376
523 SE	Sweden	19,519,072	88,204,741	69,893,954	328,905,668
524 FI	Finland	4,611,015	33,400,044	41,707,843	138,069,511
525 IE	Ireland	1,927,153	7,682,487	9,213,070	44,920,578
526 IT	Italy	42,614,274	223,536,264	78,447,598	437,228,742
527 ES	Spain	10,994,202	65,771,558	27,734,959	159,897,132
528 PT	Portugal	1,134,146	6,553,249	1,307,673	7,858,132
529 IS	Iceland	7,635	53,779	28,266	772,908
530 MS	Montserrat	105	4,118	10,500	24,078
531 GR	Greece	9,410,773	35,374,288	6,688,421	33,252,962
532 VA	Vatican City State (holy See)	0	86	0	3,090
533 AD	Andorra	21	421	5,081	19,314
534 LI	Liechtenstein	366	560	14,115	26,257
540 CD	Democractic Republic Of The Congo	159,682	557,317	362,477	2,165,803
542 HU	Hungary	2,537,000	6,797,304	15,024,893	67,412,796
543 PL	Poland	840,633	5,729,330	3,720,477	19,415,170
544 RO	Romania	82,527	1,813,820	906,271	5,519,795
545 BG	Bulgaria	28,665,552	54,726,977	7,461,627	15,929,237
547 YU	Yugoslavia	2	36	46	341
548 AL	Albania	24	8,398	1,234	253,315
549 AM	Armenia	0	15,560	0	44,011
550 AZ	Azerbaijan	133,647,535	769,997,126	75,593,979	451,706,898
551 BY	Belarus	9,048,778	111,116,114	3,933,006	49,786,585
552 KZ	Kazakhstan	611,999	2,374,130	1,523,869	5,277,668
553 KG	Kyrgyzstan	3,158	893,853	14,225	2,031,366
554 MD	Moldova, Republic Of	254	1,513	16,627	87,216
555 TJ	Tajikistan	257,868	1,478,750	491,299	2,558,001
556 TM	Turkmenistan	0	250,800	0	456,387
557 UA	Ukraine	101,553,929	512,648,700	63,150,365	269,633,699
558 UZ	Uzbekistan	0	1,274,373	0	2,277,581
559 LT	Lithuania	1,379,612	37,334,075	954,469	15,023,041
560 LV	Latvia	325,368	461,721	170,137	649,782
561 EE	Estonia	365,379	1,868,514	360,848	1,350,853
562 GE	Georgia	1,011,317	2,364,104	583,621	1,505,689
563 HR	Croatia	251,575	1,058,439	271,384	1,582,025
564 BA	Bosnia And Herzegovina	10	773	230	13,727
565 MT	Malta	36,166	2,153,139	59,966	614,481
566 SK	Slovakia	143,311	1,508,600	621,234	2,632,520
567 SI	Slovenia	212,429	1,841,260	832,344	5,306,532
568 CZ	Czech Republic	923,928	6,263,716	3,481,682	28,088,123
570 MK	Rep. Of Macedonia	11	55,132	311	24,884
572 RU	Russia Federation	91,508,567	1,046,298,194	65,150,182	540,285,537
TOTAL IMPORT		10,011,964,480	53,223,059,128	11,760,001,067	62,937,379,369

I.5. IMPOR MENURUT PROPINSI DAN PELABUHAN BONGKAR
IMPORT BY PROVINCE AND PORT OF IMPORTATION
***** JUNI / JUNE 2010 *****

Kode	Pelabuhan Bongkar Port of Importation	Berat bersih / Net weight (Kg)		Nilai / Value C.I.F (U S \$)	
		Bulan ini Current month	Kumulatif Cum. Jan. to date	Bulan ini Current month	Kumulatif Cum. Jan. to date
	NANGROE ACEH DARUSSALAM	29,254,000	159,588,265	1,184,564	16,425,934
104	IDLSW Lhok Seumawe	23,086,000	83,310,096	848,408	3,785,977
106	IDLAS Langsa, Sumatra	0	2,246,566	0	1,270,232
110	IDSIN Sinabang	0	1,070,000	0	453,062
111	IDTPK Tapaktuan	0	18,556	0	459,738
117	IDKRU Krueng R. Malahayati	0	8,176,845	0	5,182,972
118	IDKLS Kuala Langsa	0	3,285,202	0	2,885,196
119	IDLHK Lhok Nga	6,168,000	61,481,000	336,156	2,388,757
	SUMATERA UTARA	476,870,907	2,938,989,239	284,858,815	1,737,554,127
143	IDTPR Tanjung Pura	9,000	9,000	73,000	73,000
144	IDBLW Belawan	408,168,375	2,628,557,695	250,154,416	1,601,615,797
145	IDTJB Tanjung Balai Asahan	5,347,551	35,424,638	2,168,334	11,213,422
166	IDMES Medan / Polonia (u)	185,027	764,810	3,438,526	15,348,751
170	IDKTJ Kuala Tanjung	63,160,954	274,233,096	29,024,539	109,303,157
	SUMATERA BARAT	131,714,252	526,668,173	90,736,677	338,390,125
191	IDTBY Padang/tl.bayur	131,714,252	526,667,390	90,736,677	338,297,435
192	IDPDG Padang / Tabing (u)	0	783	0	92,690
	RIAU	165,154,598	1,127,169,292	99,075,317	577,669,659
225	IDDUM Dumai	86,911,390	633,087,127	50,884,001	290,941,464
230	IDSPA Selat Panjang	11,890	91,543	7,806	41,974
233	IDPEK Pekanbaru (rumbai)	2,179,955	11,861,060	4,393,681	26,915,993
235	IDSUQ Sungai Guntung	0	6,707,027	0	3,701,124
242	IDTEM Tembilahan	0	50,020	0	234,206
261	IDPKU Simpang Tiga (u)	15,332	71,200	72,769	423,645
273	IDPAK Pekanbaru	5,421,444	22,007,132	5,532,766	22,188,229
277	IDBUN Buatan	33,368,197	208,329,500	14,369,249	90,827,357
278	IDPWG Perawang, Sumatra	37,088,481	244,663,256	23,765,506	142,300,642
279	IDTSM Tanjung Samak	157,909	301,427	49,539	95,025
	JAMBI	14,135,823	65,793,669	14,258,936	71,511,762
291	IDKTK Kuala Tungkal	13,484,044	50,927,846	3,953,435	43,094,493
292	IDMSA Muara Sabak	0	3,213,210	0	1,492,797
293	IDDJM Jambi	651,779	11,652,613	10,305,501	26,924,472
	SUMATERA SELATAN	28,617,871	178,874,046	15,042,771	166,395,440
326	IDPLA Palembang - Plaju	72,170	3,426,823	309,573	2,754,082
334	IDPLM Sm.badaruddin (u)	0	100,804	0	2,179,476
340	IDMRI Musi River/boom Baru	28,545,701	175,346,419	14,733,198	161,461,882
	BENGGULU	0	5,854,615	0	5,204,656
361	IDBKU Bengkulu	0	5,854,615	0	5,204,656
	LAMPUNG	150,356,118	1,051,525,670	115,838,052	795,644,483
364	IDKTA Kota Agung	90,750,909	480,759,746	69,171,780	361,397,126
394	IDTKB Teluk Betung	0	4,451	0	997
395	IDPJG Panjang	59,605,209	570,761,473	46,666,272	434,246,360
	BANGKA BELITUNG	2,641,258	26,807,878	9,113,699	45,344,619
321	IDMUO Muntok	398,000	3,575,858	820,036	4,853,274
323	IDPGX Pangkal Balam	1,796,258	21,554,140	7,480,949	37,987,562
328	IDTPD Tanjung Pandan	0	499,880	0	315,000
339	IDBLJ Belinju	447,000	1,178,000	812,714	2,188,783
	KEPULAUAN RIAU	406,675,083	2,107,120,094	797,689,653	4,646,083,627
248	IDTBK Tg Balai Karimun	1,595,775	24,860,441	3,322,057	49,343,514
249	IDPSS Pulau Sambu	29,365,476	197,866,934	18,286,393	100,281,363
250	IDTAN Tanjung Uban	82,166,363	455,034,188	79,838,470	347,414,472
251	IDTPN Tanjung Pinang	9,407,626	11,377,953	3,527,751	7,856,209
252	IDTER Terempa	0	1,351,029	0	1,877,801
253	IDPEU Penuba	0	1,760	0	1,231
254	IDTBT Tanjung Batu, Riau	463,540	463,540	1,561,770	1,561,770
257	IDBPD Belakang Padang	0	9	0	22,238
258	IDBTU Batu Ampar	128,013,293	729,812,255	358,493,812	2,234,099,377
260	IDDAS Singkep - Dabo	0	53,700	0	191,428
262	IDTNJ Kijang (u)	0	793	0	2,529
265	IDSKP Sekupang	22,703,923	119,669,077	194,953,342	1,049,945,509
267	IDKAB Kabil/panau	132,851,763	565,606,270	100,440,960	604,596,497
271	IDBTH Hang Nadim (u)	107,324	684,640	37,265,098	248,369,222
272	IDMNT Mantang, Riau	0	337,505	0	520,467
	DKI JAKARTA	2,664,396,873	13,750,760,829	6,235,242,501	31,613,770,933
431	IDTPP Tanjung Priok	2,643,938,285	13,586,877,575	5,346,814,872	27,302,492,811
432	IDKLB Kalibaru	10,927,473	114,284,907	10,903,710	73,709,689
433	IDJKT Jakarta / Pasar Ikan	305	311,419	5,627	412,315
434	IDCGK Sukarno Hatta (u)	9,419,990	48,708,139	869,116,625	4,192,130,173
435	IDPSB Jkt./ Pos Pasar Baru	0	123	0	3,721

I.5. IMPOR MENURUT PROPINSI DAN PELABUHAN BONGKAR
IMPORT BY PROVINCE AND PORT OF IMPORTATION
***** JUNI / JUNE 2010 *****

Kode	Pelabuhan Bongkar <i>Port of Importation</i>	Berat bersih / <i>Net weight (Kg)</i>		Nilai / <i>Value C.I.F (U S \$)</i>	
		Bulan ini <i>Current month</i>	Kumulatif <i>Cum. Jan. to date</i>	Bulan ini <i>Current month</i>	Kumulatif <i>Cum. Jan. to date</i>
436	IDHLP Hlm. Perdana Kusuma	110,820	578,666	8,401,667	45,022,224

<https://www.bps.go.id>

I.5. IMPOR MENURUT PROPINSI DAN PELABUHAN BONGKAR
IMPORT BY PROVINCE AND PORT OF IMPORTATION
***** JUNI / JUNE 2010 *****

Kode	Pelabuhan Bongkar Port of Importation	Berat bersih / Net weight (Kg)		Nilai / Value C.I.F (U S \$)	
		Bulan ini Current month	Kumulatif Cum. Jan. to date	Bulan ini Current month	Kumulatif Cum. Jan. to date
JAWA BARAT		423,558,176	1,912,741,768	271,855,943	1,273,743,421
463	IDCBN Cirebon/pengguna	4,349,802	45,843,308	2,204,493	42,118,146
466	IDBDO Husein Sastranegara	0	1,389	0	68,507
467	IDBLG Balongan	417,872,772	1,855,136,760	267,873,576	1,219,988,220
468	IDBND Bandung(plt/gd Bage)	1,326,348	5,818,762	1,751,876	7,923,486
477	IDPNN Pamanukan, Java	9,254	9,254	25,998	25,998
480	IDCIN Cinta, Java	0	5,932,295	0	3,619,064
JAWA TENGAH		1,159,675,242	6,033,244,294	890,043,540	5,042,139,292
494	IDTES Tanjung Emas	286,237,122	1,560,023,943	385,359,470	2,329,165,542
495	IDCXP Cilacap	871,405,707	4,446,647,525	503,369,444	2,696,557,565
496	IDSRG Achmad Yani (u)	17,970	55,360	357,324	870,162
497	IDSMR Semarang (plt)	2,013,146	26,502,334	934,277	15,160,400
498	IDSOC Jebres/adi Sumarmo	1,297	15,132	23,025	385,623
D I YOGYAKARTA		285	14,335	2,377	399,576
531	IDJOG Adi Sucipto (u)	285	14,335	2,377	399,576
JAWA TIMUR		2,051,732,598	9,884,321,071	1,360,079,794	7,250,916,500
561	IDTUB Tuban	252,138,277	772,900,281	107,120,091	394,051,738
562	IDGRE Gresik	162,699,218	564,797,845	47,609,236	194,284,221
563	IDTPE Tanjung Perak	1,534,365,022	7,853,980,725	1,108,189,801	5,998,248,934
565	IDPRO Probolinggo	0	3,724,092	0	30,306,387
566	IDPRN Panarukan	85,956,194	589,007,143	55,199,641	402,841,594
567	IDBJU Banyuwangi	15,935,182	93,329,451	13,359,552	77,532,461
573	IDPAC Pacitan	0	1,166,680	0	2,802,327
575	IDSAM Sampang	0	19,500	0	61,500
587	IDSUB Surabaya /juanda (u)	529,028	3,827,642	27,935,703	144,522,528
588	IDSUR Surabaya (plt)	109,677	1,567,677	665,770	6,264,374
594	IDSUP Sumenep, Madura	0	35	0	436
BANTEN		1,188,521,675	6,381,346,765	648,867,084	3,595,741,862
461	IDMRK Merak	511,557,754	3,151,733,178	417,853,932	2,464,995,988
471	IDTLN Tanjung Leneng	5,249,002	24,892,053	8,516,583	37,241,432
473	IDCGD Cigading	671,714,919	3,204,721,534	222,496,569	1,093,504,442
B A L I		47,867,988	438,834,383	56,764,104	460,919,728
613	IDBOA Benoa/loloan	47,412,394	428,046,922	46,182,206	408,299,419
618	IDCBW Celukan Bawang	0	8,714,826	0	4,215,337
620	IDDPS Ngurah Rai (u)	455,594	2,072,635	10,581,898	48,404,972
NUSA TENGGARA BARAT		4,983,086	44,120,092	10,352,087	217,838,588
655	IDBMU Bima	838,494	33,077,468	2,957,269	208,492,267
661	IDAMI Mataram / Selaparang	226	276	7,456	8,106
663	IDBDS Badas Sumbawa	4,144,366	11,042,348	7,387,362	9,338,215
NUSA TENGGARA TIMUR		16,000	28,519,008	6,900	12,703,528
683	IDMOF Maumere	0	999,922	0	564,955
686	IDATA Atapupu	16,000	98,635	6,900	44,642
693	IDTEN Tenua	0	27,420,451	0	12,093,931
KALIMATAN BARAT		14,507,364	79,469,661	10,278,355	65,276,084
714	IDPON Pontianak	14,024,237	78,128,318	10,115,240	64,147,575
722	IDPNK Supadio (u)	0	279	0	270,474
726	IDENT Entikong	483,127	1,341,064	163,115	858,035
KALIMANTAN TENGAH		404,568	14,525,557	1,475,771	34,488,626
743	IDPKN Pangkalan Bun	0	6,600	0	6,359
744	IDKUM Kumai	6,738	657,078	65,030	4,439,840
746	IDSMTQ Sampit	397,830	13,861,879	1,410,741	30,042,427
KALIMANTAN SELATAN		234,467,098	908,950,458	162,107,216	716,717,856
771	IDBAN Banjarmasin	14,176,332	92,707,706	20,570,183	190,532,847
773	IDKTB Kotabaru	220,290,766	814,425,512	141,537,033	522,831,593
775	IDBLC Batu Licin	0	1,817,240	0	3,353,416
KALIMANTAN TIMUR		665,765,583	4,312,268,003	521,153,113	3,112,259,967
803	IDBPP Balikpapan	576,446,739	3,664,129,549	379,764,930	2,466,328,447
805	IDSRD Samarinda	44,570,248	164,705,153	58,573,307	160,017,409
806	IDTRD Tanjung Redep	11,450,000	53,814,319	51,359	3,559,411
807	IDTJS Tanjung Selor	2,200,000	21,700,000	8,248	86,769
808	IDLIN Lingkas Tarakan	14,886,069	36,851,698	34,726,731	40,393,763
809	IDNNX Nunukan	0	94,622,270	0	2,507,249
810	IDTGR Pasir/tanah Grogot	0	424,160	0	2,330,000
812	IDBYQ Bunyu	2,400,000	30,200,000	12,238	146,825
813	IDTSG Tanjung Sangata	8,928,766	71,822,524	18,804,451	170,791,016
814	IDBPN Sepinggian (u)	301,252	1,806,821	17,831,499	128,155,522
817	IDBTG Bontang	582,509	139,338,459	11,362,353	119,639,634
819	IDJUA Juata Tarakan	0	3,799,050	0	1,680,623

I.5. IMPOR MENURUT PROPINSI DAN PELABUHAN BONGKAR
IMPORT BY PROVINCE AND PORT OF IMPORTATION
***** JUNI / JUNE 2010 *****

Kode	Pelabuhan Bongkar <i>Port of Importation</i>	Berat bersih / <i>Net weight (Kg)</i>		Nilai / <i>Value C.I.F (U S \$)</i>	
		Bulan ini	Kumulatif	Bulan ini	Kumulatif
		<i>Current month</i>	<i>Cum. Jan. to date</i>	<i>Current month</i>	<i>Cum. Jan. to date</i>
822	IDADB Adang Bay	0	20,054,000	0	16,582,501
826	IDSKI Sangkulirang	4,000,000	9,000,000	17,997	40,798

<https://www.bps.go.id>

I.5. IMPOR MENURUT PROPINSI DAN PELABUHAN BONGKAR
IMPORT BY PROVINCE AND PORT OF IMPORTATION
***** JUNI / JUNE 2010 *****

Kode	Pelabuhan Bongkar Port of Importation	Berat bersih / Net weight (Kg)		Nilai / Value C.I.F (U S \$)	
		Bulan ini Current month	Kumulatif Cum. Jan. to date	Bulan ini Current month	Kumulatif Cum. Jan. to date
	SULAWESI UTARA	551,242	11,565,216	4,796,277	28,342,700
834	IDMND Manado	15,180	15,180	346,000	346,000
835	IDBIT Bitung	536,062	11,541,842	4,450,277	27,969,332
843	IDMDC Sam Ratulangi (u)	0	8,194	0	27,368
	SULAWESI TENGAH	1,121,028	2,390,305	627,775	4,015,929
867	IDPSJ Posso	0	1,269,277	0	3,388,154
877	IDPAT Pantoloan	1,121,028	1,121,028	627,775	627,775
	SULAWESI SELATAN	92,471,006	853,174,120	32,694,676	447,280,218
892	IDPAP Pare-pare	0	16,832,145	0	10,342,077
893	IDUJU Ujungpandang	92,341,864	582,746,848	31,384,420	291,355,625
897	IDMLI Malili, Sulawesi	128,986	253,569,275	1,276,210	143,366,259
904	IDUPG Hasanuddin (u)	5	3,463	5,051	910,835
907	IDSQR Soroako	151	22,389	28,995	1,305,422
	GORONTALO	0	6,053,970	0	15,755,633
841	IDGOR Gorontalo	0	6,053,970	0	15,755,633
	MALUKU	40,891,952	124,768,566	87,502,964	173,636,603
946	IDAMB Ambon	40,542,034	121,158,301	84,890,825	169,528,675
948	IDBAD Banda Naira	0	2,123,280	0	375,987
949	IDLUV Tual	217,633	1,354,700	195,874	1,315,676
952	IDABN Ambon (ptt)	132,285	132,285	2,416,265	2,416,265
	MALUKU UTARA	0	12,644,357	0	4,592,275
942	IDTTE Ternate	0	194,357	0	4,540,166
961	IDMAL Mangole	0	12,450,000	0	52,109
	IRIAN JAYA BARAT	1,726,228	5,471,417	16,838,203	40,712,343
971	IDSOR Sorong	1,725,000	5,470,189	14,692,095	38,566,235
982	IDSQQ Sorong / Jefman (u)	1,228	1,228	2,146,108	2,146,108
	PAPUA	13,886,578	229,484,012	21,513,903	425,903,275
979	IDMKQ Merauke	0	4,746,106	0	17,767,336
980	IDTIM Amamapare	13,886,578	222,272,445	21,513,903	405,371,832
983	IDDJJ Jayapura / Sentani	0	2,465,461	0	2,764,107
	TOTAL IMPORT	10,011,964,480	53,223,059,128	11,760,001,067	62,937,379,369

I.6 IMPOR KOMODITI MENURUT NEGARA ASAL / IMPORT BY COUNTRY OF ORIGIN
DAN LIMA GOLONGAN BARANG (SITC) UTAMA / AND FIVE MAJOR SITC COMMODITY GROUP
**** JUNI / JUNE 2010 ****

Negara Asal/SITC/Uraian Golongan Barang <i>Country of Origin/SITC/group Description</i>	Berat Bersih / <i>Net Weight (Kg)</i>		Nilai CIF / <i>CIF Value (US\$)</i>	
	Bulan ini <i>Current month</i>	Kumulatif <i>Cum. Jan to date</i>	Bulan ini <i>Current month</i>	Kumulatif <i>Cum. Jan to date</i>
JAPAN				
782 Motor Vehicle For The Transportation Of Goods	21 181 460	75 644 451	172 321 244	725 269 071
723 Civil Engineering And Contractor Plants And Equipments/parts	16 386 930	66 729 835	106 593 665	418 069 397
784 Parts And Accessories Of The Motor Vehicles	6 214 982	32 347 739	75 935 366	403 397 342
713 Internal Combustion Piston Engines And Parts	5 523 897	23 306 744	76 678 078	348 159 310
781 Passengger Motor Cars	13 965 271	37 460 993	78 269 111	343 722 731
LAINNYA	362 684 640	1 673 462 081	1 025 570 688	5 421 933 049
SUB TOTAL	425 957 180	1 908 951 843	1 535 368 152	7 660 550 900
HONG KONG				
764 Telecommunication Equipments And Parts	578 183	3 594 488	17 144 001	145 266 000
652 Cotton Fabrics, Woven	2 257 733	9 596 426	17 167 952	78 683 351
655 Knitted Or Crocheted Fabrics	1 909 133	8 939 181	14 980 963	70 218 597
776 Thermionic, Cold Cathode, And Photo Cathode Valves/tubes	296 724	2 450 893	12 555 605	51 880 622
772 Electrical Apparatus For Making And Breaking Electrical Circ	214 168	1 955 066	10 261 929	44 950 550
LAINNYA	11 891 105	70 276 186	76 832 403	406 305 051
SUB TOTAL	17 147 046	96 812 240	148 942 853	797 304 171
KOREA, DEM. PEOPLE'S REP.				
672 Ingots And Other Iron/steel In Primary Forms	9 875 320	9 875 320	6 798 781	6 798 781
575 Other Plastics In Primary Forms	28 800	86 400	44 532	127 476
522 Inorganic Chemical Elements, Oxides And Halogen Salts	0	132 160	0	49 022
232 Synthetic Rubber Latex, Synthetic/reclaimed Rubber	0	16 800	0	41 160
598 Miscellaneous Chemical Products	14 000	28 000	21 140	41 020
LAINNYA	923	2 247	20 230	44 340
SUB TOTAL	9 919 043	10 140 927	6 884 683	7 101 799
KOREA, REPUBLIC OF				
334 Petroleum Products, Refined	524 752 503	1 460 022 249	330 991 673	966 291 790
764 Telecommunication Equipments And Parts	636 004	3 150 256	27 971 162	175 319 377
655 Knitted Or Crocheted Fabrics	3 128 970	16 199 943	26 125 968	134 160 296
673 Flat Rolled Products, Not Clad	38 512 334	164 922 517	28 778 897	122 081 742
653 Fabrics, Woven, Of Man-made Fibres	2 209 703	10 249 811	19 011 377	94 265 800
LAINNYA	187 432 085	872 578 672	357 722 659	2 073 877 411
SUB TOTAL	756 671 599	2 527 123 448	790 601 736	3 565 996 416
TAIWAN				
334 Petroleum Products, Refined	2 422 517	186 535 669	2 871 160	141 723 082
673 Flat Rolled Products, Not Clad	15 802 315	100 222 155	12 856 541	72 076 070
655 Knitted Or Crocheted Fabrics	1 332 640	8 141 819	10 339 758	68 617 785
674 Flat Rolled Products, Clad Or Plated	4 860 583	66 985 453	4 674 719	57 461 574
653 Fabrics, Woven, Of Man-made Fibres	1 501 507	6 300 556	11 166 534	53 136 771
LAINNYA	81 670 291	489 536 919	221 715 853	1 116 126 341
SUB TOTAL	107 589 853	857 722 571	263 624 565	1 509 141 623
CHINA				
764 Telecommunication Equipments And Parts	6 663 537	32 984 194	238 456 320	1 258 095 494
752 Automatic Data Processing Machines And Their Units	2 410 236	12 123 217	83 394 048	547 279 223
334 Petroleum Products, Refined	191 023 730	550 772 772	123 844 261	386 638 534
778 Electrical Machinery And Apparatus	16 221 226	46 598 232	95 860 003	274 543 404
711 Steam And Other Vapour Generating Boilers And Parts	7 605 748	47 503 543	46 010 695	223 907 651
LAINNYA	1 021 413 023	4 479 604 737	1 448 927 155	6 750 956 909

**1.6 IMPOR KOMODITI MENURUT NEGARA ASAL / IMPORT BY COUNTRY OF ORIGIN
DAN LIMA GOLONGAN BARANG (SITC) UTAMA / AND FIVE MAJOR SITC COMMODITY GROUP
** JUNI / JUNE 2010 ****

Negara Asal/SITC/Uraian Golongan Barang <i>Country of Origin/SITC/group Description</i>	Berat Bersih / <i>Net Weight (Kg)</i>		Nilai CIF / <i>CIF Value (US\$)</i>	
	Bulan ini <i>Current month</i>	Kumulatif <i>Cum. Jan to date</i>	Bulan ini <i>Current month</i>	Kumulatif <i>Cum. Jan to date</i>
SUB TOTAL	1 245 337 500	5 169 586 695	2 036 492 482	9 441 421 215
MONGOLIA				
598 Miscellaneous Chemical Products	0	780	0	28 459
LAINNYA	0	0	0	0
SUB TOTAL	0	780	0	28 459
MACAU				
655 Knitted Or Crocheted Fabrics	38 609	416 080	193 673	1 988 990
652 Cotton Fabrics, Woven	20 606	191 181	122 029	935 678
651 Textile Yarns	14 555	52 842	77 815	291 876
831 Travel Goods	0	8 531	0	91 947
682 Copper	0	21 200	0	67 870
LAINNYA	182	65 264	2 890	224 737
SUB TOTAL	73 952	755 098	396 407	3 601 098
PAPUA NEW GUINEA				
072 Cocoa	142 500	3 329 843	502 624	11 789 048
292 Crude Vegetable Materials	2 303	12 491	303 200	1 626 650
282 Waste And Scrap Metal Of Iron/steel	92 000	2 044 665	22 448	767 447
223 Oil Seeds Use For Extraction Of Other Fixed Vegetable Oils	0	1 052	0	149 992
786 Trailers And Other Vehicles, Not Motorized	0	4 500	0	126 444
LAINNYA	101 574	220 590	175 140	365 713
SUB TOTAL	338 377	5 613 141	1 003 412	14 825 294
THAILAND				
061 Sugar, Molasses, And Honey	71 587 274	692 205 677	35 015 949	468 724 227
781 Passenger Motor Cars	8 008 049	39 855 521	81 751 567	412 806 108
784 Parts And Accessories Of The Motor Vehicles	7 050 060	33 061 855	58 505 839	273 133 083
713 Internal Combustion Piston Engines And Parts	2 887 439	11 499 054	35 885 839	172 693 847
782 Motor Vehicle For The Transportation Of Goods	3 940 783	19 545 056	31 112 223	153 912 401
LAINNYA	349 490 649	2 064 915 255	431 540 517	2 200 356 489
SUB TOTAL	442 964 254	2 861 082 418	673 811 934	3 681 626 155
SINGAPORE				
334 Petroleum Products, Refined	1 221 392 345	6 429 327 618	897 774 546	4 794 476 317
793 Ships, Boats, And Floating Structures	24 083 755	158 370 420	88 978 334	359 476 696
511 Hydrocarbon And Their Halogenated, Nitrated Derivatives	73 075 911	263 858 696	79 790 156	278 009 842
776 Thermionic, Cold Cathode, And Photo Cathode Valves/tubes	431 588	2 702 663	44 440 735	272 237 852
772 Electrical Apparatus For Making And Breaking Electrical Circ	1 194 258	6 819 109	37 693 318	251 517 840
LAINNYA	243 053 495	1 592 102 384	610 299 782	3 820 977 743
SUB TOTAL	1 563 231 352	8 453 180 890	1 758 976 871	9 776 696 290
PHILIPPINES				
776 Thermionic, Cold Cathode, And Photo Cathode Valves/tubes	19 417	100 148	5 002 226	28 921 479
282 Waste And Scrap Metal Of Iron/steel	5 850 689	66 188 926	1 909 176	20 873 389
748 Transmission Shafts And Cranks	330 335	1 456 950	4 780 551	20 324 709
673 Flat Rolled Products, Not Clad	6 299 797	26 802 281	4 528 608	16 644 541
593 Explosive And Pyrotechnic Products	424 033	804 414	10 032 816	16 636 952
LAINNYA	32 991 625	109 567 815	63 030 444	257 372 749

**I.6 IMPOR KOMODITI MENURUT NEGARA ASAL / IMPORT BY COUNTRY OF ORIGIN
DAN LIMA GOLONGAN BARANG (SITC) UTAMA / AND FIVE MAJOR SITC COMMODITY GROUP
** JUNI / JUNE 2010 ****

Negara Asal/SITC/Uraian Golongan Barang <i>Country of Origin/SITC/group Description</i>	Berat Bersih / <i>Net Weight (Kg)</i>		Nilai CIF / <i>CIF Value (US\$)</i>	
	Bulan ini <i>Current month</i>	Kumulatif <i>Cum. Jan to date</i>	Bulan ini <i>Current month</i>	Kumulatif <i>Cum. Jan to date</i>
SUB TOTAL	45 915 896	204 920 534	89 283 821	360 773 819
MALAYSIA				
333 Petroleum Oil, Crude	254 207 461	1 944 011 868	144 111 757	1 113 504 346
334 Petroleum Products, Refined	73 888 648	1 249 307 002	51 025 738	848 767 226
511 Hydrocarbon And Their Halogenated, Nitrated Derivatives	17 425 207	106 851 526	19 199 148	119 506 961
575 Other Plastics In Primary Forms	10 326 375	66 924 768	15 798 123	95 724 899
571 Polymers Of Ethylene In Primary Forms	10 278 762	66 327 052	14 678 644	89 348 748
LAINNYA	383 032 991	2 240 410 765	368 498 836	1 900 426 723
SUB TOTAL	749 159 444	5 673 832 981	613 312 246	4 167 278 903
MYANMAR				
054 Vegetables, Fresh, Chilled, Frozen Or Simply Preserved	2 473 000	23 554 308	2 458 625	19 564 662
035 Fish, Dried Salted Or In Brine; Smoked Fish	82 350	1 355 902	55 124	946 541
036 Crustaceans, Molluscs, And Aquatic Invertebrates	0	31 836	0	401 184
247 Wood In The Rough Or Roughly Squared	7 921	94 604	13 840	197 442
248 Wood, simply Worked And Railway Sleeper Of Wood	0	66 116	0	193 197
LAINNYA	584	311 324	6 583	229 730
SUB TOTAL	2 563 855	25 414 090	2 534 172	21 532 756
CAMBODIA				
845 Articles Of Apparel	11 449	24 388	123 235	426 409
793 Ships, Boats, And Floating Structures	0	499 000	0	299 684
841 Men's Coats/jackets, Not Knitted	585	5 326	24 207	193 684
531 Synthetic Organic; Colouring Matter	6 914	8 234	71 220	84 420
724 Textile/leather Machinery And Parts	0	22 200	0	77 093
LAINNYA	10 590	55 513	62 655	391 599
SUB TOTAL	29 538	614 661	281 317	1 472 889
BRUNEI DARUSSALAM				
333 Petroleum Oil, Crude	80 335 000	613 298 912	43 067 113	361 556 455
282 Waste And Scrap Metal Of Iron/steel	2 167 795	8 533 835	860 509	3 116 811
793 Ships, Boats, And Floating Structures	0	1 302 000	0	100 500
695 Tools For Used In The Hand Or In Machines	0	273	0	85 740
744 Mechanical Handling Equipments And Parts	0	4 750	0	36 472
LAINNYA	1 177	19 060	34 963	106 786
SUB TOTAL	82 503 972	623 158 830	43 962 585	365 002 764
LAO PEOPLE'S DEM. REP.				
071 Coffee And Coffee Substitutes	0	134 400	0	175 742
764 Telecommunication Equipments And Parts	0	2 108	0	27 296
057 Fruit And Nut; Fresh Or Dried	0	38 645	0	13 220
653 Fabrics, Woven, Of Man-made Fibres	191	191	1 912	1 912
874 Measuring, Checking, Analysing, And Controlling Instrument A	0	5	0	529
LAINNYA	0	0	0	0
SUB TOTAL	191	175 349	1 912	218 699
NEPAL				
893 Article Of Plastics	0	136	0	1 100
699 Manufactures Of Base Metals	0	142	0	904
749 Non-electric Parts And Accessories Of Machineries	3	3	210	210

**I.6 IMPOR KOMODITI MENURUT NEGARA ASAL / IMPORT BY COUNTRY OF ORIGIN
DAN LIMA GOLONGAN BARANG (SITC) UTAMA / AND FIVE MAJOR SITC COMMODITY GROUP
** JUNI / JUNE 2010 ****

Negara Asal/SITC/Uraian Golongan Barang <i>Country of Origin/SITC/group Description</i>	Berat Bersih / <i>Net Weight (Kg)</i>		Nilai CIF / <i>CIF Value (US\$)</i>	
	Bulan ini <i>Current month</i>	Kumulatif <i>Cum. Jan to date</i>	Bulan ini <i>Current month</i>	Kumulatif <i>Cum. Jan to date</i>
657 Special Yarns, textile Fabrics	6	6	35	35
772 Electrical Apparatus For Making And Breaking Electrical Circ LAINNYA	0 0	1 0	0 0	9 0
SUB TOTAL	9	288	245	2 258
BHUTAN				
778 Electrical Machinery And Apparatus LAINNYA	0 0	99 0	0 0	86 700 0
SUB TOTAL	0	99	0	86 700
VIET NAM				
764 Telecommunication Equipments And Parts	84 936	503 792	6 884 354	46 563 084
674 Flat Rolled Products, Clad Or Plated	6 898 507	36 916 531	7 095 520	37 705 917
071 Coffee And Coffee Substitutes	188 320	14 540 459	410 691	21 065 383
744 Mechanical Handling Equipments And Parts	12	2 448 456	450	17 883 753
751 Office Machines LAINNYA	606 068 28 756 660	2 613 634 185 006 382	3 702 958 53 828 417	16 685 612 267 432 758
SUB TOTAL	36 534 503	242 029 254	71 922 390	407 336 507
INDIA				
334 Petroleum Products, Refined	84 117 317	384 856 963	65 084 102	297 564 565
764 Telecommunication Equipments And Parts	229 649	1 384 030	32 467 451	210 607 967
511 Hydrocarbon And Their Halogenated, Nitrated Derivatives	19 697 446	97 074 543	19 750 959	106 864 568
222 Oil Seeds Use For Extraction Of soft Fixed Vegetable Oils	13 822 832	92 271 377	13 523 785	90 551 144
263 Cotton LAINNYA	605 372 114 223 006	50 490 830 825 956 822	1 173 283 135 620 409	84 830 386 753 519 853
SUB TOTAL	232 695 622	1 452 034 565	267 619 989	1 543 938 483
PAKISTAN				
334 Petroleum Products, Refined	0	30 598 953	0	21 965 699
263 Cotton	0	7 033 839	0	10 292 343
611 Leathers	46 004	119 390	1 154 317	3 397 893
652 Cotton Fabrics, Woven	104 846	470 657	552 081	2 705 395
651 Textile Yarns LAINNYA	95 906 2 290 540	899 544 11 832 059	297 548 1 885 059	2 331 264 15 761 205
SUB TOTAL	2 537 296	50 954 442	3 889 005	56 453 799
BANGLADESH				
658 Made-up Articles, Wholly/chiefly Of Textile Materials	1 661 591	6 144 220	1 790 378	6 431 994
651 Textile Yarns	364 001	5 124 013	477 240	5 344 088
334 Petroleum Products, Refined	0	5 525 896	0	4 108 503
792 Aircraft And Associated Equipments And Parts	142	285 042	100	4 000 250
036 Crustaceans, Molluscs, And Aquatic Invertebrates LAINNYA	0 238 385	93 350 873 434	0 472 175	1 072 498 3 424 084
SUB TOTAL	2 264 119	18 045 955	2 739 893	24 381 417
SRI LANKA				
046 Meal And Flour Of Wheat And Flour Of Meslin	15 380 500	70 353 054	5 795 284	26 969 862
074 Tea And Mate	53 133	210 214	183 674	1 015 368
625 Rubber Tyre, tyre Cases, tyre Treads, inner Tubes, And Tyre Fla	69 374	266 784	195 919	676 149
845 Articles Of Apparel	798	14 352	26 037	474 622

**I.6 IMPOR KOMODITI MENURUT NEGARA ASAL / IMPORT BY COUNTRY OF ORIGIN
DAN LIMA GOLONGAN BARANG (SITC) UTAMA / AND FIVE MAJOR SITC COMMODITY GROUP
** JUNI / JUNE 2010 ****

Negara Asal/SITC/Uraian Golongan Barang <i>Country of Origin/SITC/group Description</i>	Berat Bersih / <i>Net Weight (Kg)</i>		Nilai CIF / <i>CIF Value (US\$)</i>	
	Bulan ini <i>Current month</i>	Kumulatif <i>Cum. Jan to date</i>	Bulan ini <i>Current month</i>	Kumulatif <i>Cum. Jan to date</i>
652 Cotton Fabrics, Woven	37 909	66 520	239 635	402 409
LAINNYA	79 599	805 125	365 874	2 973 069
SUB TOTAL	15 621 313	71 716 049	6 806 423	32 511 479
AFGHANISTAN				
773 Equipment For Distributing Electricity	0	1	0	12
LAINNYA	0	0	0	0
SUB TOTAL	0	1	0	12
INDONESIA				
793 Ships, Boats, And Floating Structures	6 028 000	6 398 000	3 031 998	11 581 998
851 Footwears	77 558	503 681	767 578	4 495 524
759 Parts And Accessories For Machine Of Heading 751 Or 752	36 178	36 507	3 040 835	3 059 651
675 Flat Rolled Products And Alloy Steels	368 756	2 310 037	374 793	2 122 542
874 Measuring, Checking, Analysing, And Controlling Instrument A	1 890	7 905	307 865	1 540 160
LAINNYA	878 459	4 736 694	4 644 645	18 623 623
SUB TOTAL	7 390 841	13 992 824	12 167 714	41 423 498
IRAQ				
057 Fruit And Nut; Fresh Or Dried	577 460	719 090	304 425	372 407
LAINNYA	0	0	0	0
SUB TOTAL	577 460	719 090	304 425	372 407
IRAN (ISLAMIC REPUBLIC OF)				
342 Liquefied Propane And Butane	44 003 909	169 772 573	34 628 439	127 621 292
511 Hydrocarbon And Their Halogenated, Nitrated Derivatives	20 326 945	69 093 585	22 776 827	77 167 657
562 Fertilizers, Manufactured	6 117 600	27 055 400	3 691 078	15 061 653
334 Petroleum Products, Refined	0	12 588 969	0	14 886 483
522 Inorganic Chemical Elements, Oxides And Halogen Salts	23 849 655	24 188 455	10 455 596	10 799 170
LAINNYA	3 366 157	46 614 837	1 505 666	28 593 017
SUB TOTAL	97 664 266	349 313 819	73 057 606	274 129 272
SAUDI ARABIA				
333 Petroleum Oil, Crude	488 936 530	2 532 028 024	267 215 975	1 482 298 855
511 Hydrocarbon And Their Halogenated, Nitrated Derivatives	6 844 480	104 141 674	10 419 731	128 455 457
793 Ships, Boats, And Floating Structures	0	199 737 000	0	121 500 000
334 Petroleum Products, Refined	0	145 544 193	0	109 458 471
342 Liquefied Propane And Butane	0	122 301 740	0	91 768 620
LAINNYA	28 597 065	154 209 902	30 117 174	162 362 137
SUB TOTAL	524 378 075	3 257 962 533	307 752 880	2 095 843 540
ISRAEL				
515 Organo-inorganic And Heterocyclic Compounds	50	2 227	8 500	1 863 133
541 Medicinal And Pharmaceutical Products	924	24 147	64 498	977 408
726 Printing/book Binding Machinery And Parts	1 300	13 129	54 294	610 734
533 Pigments, Paints, Varnishes, And Related Materials	2 520	5 626	93 179	186 696
542 Medicaments, Including Veterinary Medicaments	0	26 840	0	185 481
LAINNYA	4 222	138 246	239 830	1 055 032
SUB TOTAL	9 016	210 215	460 301	4 878 484
KUWAIT				

**I.6 IMPOR KOMODITI MENURUT NEGARA ASAL / IMPORT BY COUNTRY OF ORIGIN
DAN LIMA GOLONGAN BARANG (SITC) UTAMA / AND FIVE MAJOR SITC COMMODITY GROUP
** JUNI / JUNE 2010 ****

Negara Asal/SITC/Uraian Golongan Barang <i>Country of Origin/SITC/group Description</i>	Berat Bersih / <i>Net Weight (Kg)</i>		Nilai CIF / <i>CIF Value (US\$)</i>	
	Bulan ini <i>Current month</i>	Kumulatif <i>Cum. Jan to date</i>	Bulan ini <i>Current month</i>	Kumulatif <i>Cum. Jan to date</i>
334 Petroleum Products, Refined	104 909 000	601 459 675	75 112 994	406 989 076
511 Hydrocarbon And Their Halogenated, Nitrated Derivatives	9 976 842	39 446 500	10 200 243	41 855 396
512 Alcohols,phenols,phenol-alcohols And Their Halogenated	2 309 680	21 659 680	2 130 136	22 093 205
571 Polymers Of Ethylene In Primary Forms	2 776 367	12 075 548	2 784 934	11 376 387
282 Waste And Scrap Metal Of Iron/steel	7 832 350	13 604 472	3 060 757	5 405 353
LAINNYA	1 030 745	12 736 747	338 845	4 886 756
SUB TOTAL	128 834 984	700 982 622	93 627 909	492 606 173
JORDAN				
272 Fertilizers, Crude	39 375 000	166 905 100	5 433 750	23 033 694
562 Fertilizers, Manufactured	5 985 960	34 088 561	2 624 633	13 775 866
522 Inorganic Chemical Elements, Oxides And Halogen Salts	84 000	8 870 268	76 860	2 792 252
288 Non-ferrous Base Metal Waste And Scraps	102 190	142 420	513 507	790 619
251 Pulp And Waste Paper	50 610	801 640	14 424	201 670
LAINNYA	35 371	153 322	125 991	234 359
SUB TOTAL	45 633 131	210 961 311	8 789 165	40 828 460
LEBANON				
792 Aircraft And Associated Equipments And Parts	0	48 000	0	51 255 000
288 Non-ferrous Base Metal Waste And Scraps	0	87 420	0	608 586
282 Waste And Scrap Metal Of Iron/steel	0	760 150	0	255 479
892 Printed Matter	15 015	97 074	22 201	192 837
773 Equipment For Distributing Electricity	0	2 980	0	41 673
LAINNYA	30	44 481	313	25 801
SUB TOTAL	15 045	1 040 105	22 514	52 379 376
PALESTINA				
773 Equipment For Distributing Electricity	0	156	0	5 117
LAINNYA	0	0	0	0
SUB TOTAL	0	156	0	5 117
YEMEN				
288 Non-ferrous Base Metal Waste And Scraps	158 860	201 250	806 408	1 065 070
611 Leathers	27 180	60 610	172 460	365 910
211 Hides And Skins, Raw	0	19 950	0	129 552
893 Article Of Plastics	0	1 019	0	5 069
684 Alumunium	0	376	0	1 871
LAINNYA	0	18	0	131
SUB TOTAL	186 040	283 223	978 868	1 567 603
OMAN				
684 Alumunium	2 673 255	29 123 214	6 206 730	65 783 283
511 Hydrocarbon And Their Halogenated, Nitrated Derivatives	4 993 267	30 801 321	4 174 371	31 897 308
771 Electric Power Machinery And Parts	0	18 950	0	95 500
034 Fish, Fresh, Chilled Or Frozen	0	81 000	0	57 780
514 Nitrogen-function Compounds	0	25	0	30 687
LAINNYA	0	1 910	0	8 620
SUB TOTAL	7 666 522	60 026 420	10 381 101	97 873 178
SYRIA ARAB REPUBLIC				
263 Cotton	1 210 363	1 430 127	2 121 425	2 472 010
611 Leathers	51 462	72 542	284 690	433 130

I.6 IMPOR KOMODITI MENURUT NEGARA ASAL / IMPORT BY COUNTRY OF ORIGIN
DAN LIMA GOLONGAN BARANG (SITC) UTAMA / AND FIVE MAJOR SITC COMMODITY GROUP
**** JUNI / JUNE 2010 ****

Negara Asal/SITC/Uraian Golongan Barang <i>Country of Origin/SITC/group Description</i>	Berat Bersih / <i>Net Weight (Kg)</i>		Nilai CIF / <i>CIF Value (US\$)</i>	
	Bulan ini <i>Current month</i>	Kumulatif <i>Cum. Jan to date</i>	Bulan ini <i>Current month</i>	Kumulatif <i>Cum. Jan to date</i>
892 Printed Matter	0	42 002	0	44 198
056 Vegetables, Roots And Tubers, Prepared Or Preserved Nes	0	6 645	0	8 769
075 Spices	12 000	12 000	4 440	4 440
LAINNYA	0	1 716	0	6 866
SUB TOTAL	1 273 825	1 565 032	2 410 555	2 969 413
TURKEY				
046 Meal And Flour Of Wheat And Flour Of Meslin	25 516 575	179 343 025	6 940 540	51 226 559
121 Tobacco, Unmanufactured And Refused	143 330	2 606 374	1 350 864	20 078 164
672 Ingots And Other Iron/steel In Primary Forms	2 156 150	19 833 703	1 369 155	10 377 944
511 Hydrocarbon And Their Halogenated, Nitrated Derivatives	0	4 979 372	0	4 939 537
523 Metallicsalts And Peroxysalts	1 755 994	7 298 400	1 095 360	4 513 441
LAINNYA	11 053 484	47 069 681	8 837 661	37 379 297
SUB TOTAL	40 625 533	261 130 555	19 593 580	128 514 942
UNITED ARAB EMIRATES				
342 Liquefied Propane And Butane	46 747 000	126 713 300	34 543 341	94 851 000
334 Petroleum Products, Refined	49	96 094 517	432	70 994 876
684 Alumunium	1 851 311	8 742 099	4 717 772	20 906 016
282 Waste And Scrap Metal Of Iron/steel	18 059 605	38 012 501	6 627 963	14 813 050
598 Miscellaneous Chemical Products	36 000	4 141 453	79 080	6 356 487
LAINNYA	8 340 779	72 236 032	5 821 093	33 516 521
SUB TOTAL	75 034 744	345 939 902	51 789 681	241 437 950
QATAR				
334 Petroleum Products, Refined	25 000 154	86 991 060	18 638 911	64 597 271
511 Hydrocarbon And Their Halogenated, Nitrated Derivatives	0	37 353 514	0	46 071 701
598 Miscellaneous Chemical Products	2 852 523	15 110 937	4 535 512	23 238 671
684 Alumunium	695 065	3 149 020	1 606 644	7 453 231
571 Polymers Of Ethylene In Primary Forms	348 000	1 665 750	437 325	2 305 489
LAINNYA	55 862	12 567 993	41 857	3 824 389
SUB TOTAL	28 951 604	156 838 274	25 260 249	147 490 752
BAHRAIN				
334 Petroleum Products, Refined	0	34 186 900	0	24 967 435
684 Alumunium	1 251 652	7 942 187	2 986 138	18 132 713
281 Iron Ore And Concentrates	0	64 378 600	0	8 898 958
282 Waste And Scrap Metal Of Iron/steel	1 202 600	1 202 600	466 597	466 597
675 Flat Rolled Products And Alloy Steels	24 850	166 310	43 229	277 474
LAINNYA	207 781	628 286	80 202	329 208
SUB TOTAL	2 686 883	108 504 883	3 576 166	53 072 385
CYPRUS				
793 Ships, Boats, And Floating Structures	0	5 701 000	0	2 550 000
287 Ores And Concentrates Of Basemetals	140 000	292 000	94 973	198 568
251 Pulp And Waste Paper	176 740	370 200	49 134	96 671
744 Mechanical Handling Equipments And Parts	0	14 600	0	52 203
059 Fruit And Vegetable Juices	18 200	18 200	34 580	34 580
LAINNYA	284	28 543	22 405	66 216
SUB TOTAL	335 224	6 424 543	201 092	2 998 238

**I.6 IMPOR KOMODITI MENURUT NEGARA ASAL / IMPORT BY COUNTRY OF ORIGIN
DAN LIMA GOLONGAN BARANG (SITC) UTAMA / AND FIVE MAJOR SITC COMMODITY GROUP
** JUNI / JUNE 2010 ****

Negara Asal/SITC/Uraian Golongan Barang <i>Country of Origin/SITC/group Description</i>	Berat Bersih / <i>Net Weight (Kg)</i>		Nilai CIF / <i>CIF Value (US\$)</i>	
	Bulan ini <i>Current month</i>	Kumulatif <i>Cum. Jan to date</i>	Bulan ini <i>Current month</i>	Kumulatif <i>Cum. Jan to date</i>
EGYPT				
334 Petroleum Products, Refined	0	57 185 065	0	40 996 257
562 Fertilizers, Manufactured	48 262 842	220 377 584	4 410 748	20 373 376
061 Sugar, Molasses, And Honey	9 900 000	41 500 349	1 861 200	7 645 883
272 Fertilizers, Crude	0	41 010 000	0	4 511 651
057 Fruit And Nut; Fresh Or Dried	1 099 441	4 322 500	932 436	3 356 157
LAINNYA	3 325 595	7 273 238	3 608 000	8 608 113
SUB TOTAL	62 587 878	371 668 736	10 812 384	85 491 437
MOROCCO				
562 Fertilizers, Manufactured	0	6 500 000	0	2 965 000
842 Women's Coats/jacket, Not Knitted	5 182	31 148	310 746	1 863 162
841 Men's Coats/jackets, Not Knitted	921	8 829	53 244	476 023
845 Articles Of Apparel	1 575	7 627	96 883	441 981
844 Women's Coats/jackets, Knitted	793	4 059	47 066	221 152
LAINNYA	3 449	467 896	65 052	650 173
SUB TOTAL	11 920	7 019 559	572 991	6 617 491
TUNISIA				
057 Fruit And Nut; Fresh Or Dried	708 255	865 391	2 122 245	2 702 340
523 Metallicsalts And Peroxysalts	700 000	5 725 000	334 625	2 594 600
562 Fertilizers, Manufactured	0	11 060 000	0	1 493 100
251 Pulp And Waste Paper	179 200	470 400	309 714	870 590
772 Electrical Apparatus For Making And Breaking Electrical Circ	4 551	31 638	93 279	709 540
LAINNYA	1 069	226 317	59 609	473 013
SUB TOTAL	1 593 075	18 378 746	2 919 472	8 843 183
ALGERIA				
333 Petroleum Oil, Crude	0	127 423 384	0	81 889 300
666 Pottery	13 956	13 956	4 477	4 477
LAINNYA	0	0	0	0
SUB TOTAL	13 956	127 437 340	4 477	81 893 777
SUDAN				
333 Petroleum Oil, Crude	0	163 226 713	0	101 611 151
288 Non-ferrous Base Metal Waste And Scraps	20 070	38 940	147 000	276 516
263 Cotton	0	37 822	0	81 900
621 Materials Of Rubber	0	4 868	0	22 688
232 Synthetic Rubber Latex, Synthetic/reclaimed Rubber	0	14 230	0	10 672
LAINNYA	329	3 995	1 184	21 633
SUB TOTAL	20 399	163 326 568	148 184	102 024 560
NAMIBIA				
686 Zinc	221 244	2 165 357	482 018	5 116 446
057 Fruit And Nut; Fresh Or Dried	0	15 300	0	32 572
773 Equipment For Distributing Electricity	1	275	9	5 772
772 Electrical Apparatus For Making And Breaking Electrical Circ	0	64	0	1 189
749 Non-electric Parts And Accessories Of Machineries	1	2	42	125
LAINNYA	3	9	113	171
SUB TOTAL	221 249	2 181 007	482 182	5 156 275

**I.6 IMPOR KOMODITI MENURUT NEGARA ASAL / IMPORT BY COUNTRY OF ORIGIN
DAN LIMA GOLONGAN BARANG (SITC) UTAMA / AND FIVE MAJOR SITC COMMODITY GROUP
** JUNI / JUNE 2010 ****

Negara Asal/SITC/Uraian Golongan Barang <i>Country of Origin/SITC/group Description</i>	Berat Bersih / <i>Net Weight (Kg)</i>		Nilai CIF / <i>CIF Value (US\$)</i>	
	Bulan ini <i>Current month</i>	Kumulatif <i>Cum. Jan to date</i>	Bulan ini <i>Current month</i>	Kumulatif <i>Cum. Jan to date</i>
ETHIOPIA				
263 Cotton	201 624	1 083 501	378 936	1 867 797
075 Spices	30 000	225 175	36 000	218 713
081 Feeding Stuff For Animals	0	500 000	0	121 000
611 Leathers	287	3 446	8 896	90 817
287 Ores And Concentrates Of Basemetals	225	225	1 720	1 720
LAINNYA	0	165	0	859
SUB TOTAL	232 136	1 812 512	425 552	2 300 906
TANZANIA, UNITED REP. OF				
263 Cotton	0	14 208 727	0	20 016 890
292 Crude Vegetable Materials	100 000	160 000	160 000	256 000
288 Non-ferrous Base Metal Waste And Scraps	0	22 125	0	152 272
071 Coffee And Coffee Substitutes	0	125 935	0	34 309
752 Automatic Data Processing Machines And Their Units	0	45	0	2 383
LAINNYA	0	24	0	1 330
SUB TOTAL	100 000	14 516 856	160 000	20 463 184
MADAGASCAR				
551 Essential Oils, Perfumes, And Flavour Materials	97 700	378 250	728 238	2 752 419
265 Vegetable Textile Fibres,raw Or Processed;waste Of These Fib	0	52 323	0	45 916
282 Waste And Scrap Metal Of Iron/steel	78 040	78 040	36 367	36 367
841 Men's Coats/jackets, Not Knitted	11	212	347	8 709
842 Women's Coats/jacket, Not Knitted	0	21	0	1 066
LAINNYA	7	7	630	630
SUB TOTAL	175 758	508 853	765 582	2 845 107
SOMALIA				
746 Ball Or Roller Bearings	0	5	0	124
LAINNYA	0	0	0	0
SUB TOTAL	0	5	0	124
KENYA				
334 Petroleum Products, Refined	0	9 445 153	0	6 979 968
074 Tea And Mate	247 999	1 082 529	716 065	3 294 845
792 Aircraft And Associated Equipments And Parts	150 000	150 000	2 000 000	2 000 000
523 Metallicsalts And Peroxysalts	800 336	11 625 936	116 135	1 674 887
292 Crude Vegetable Materials	0	516 606	0	1 105 408
LAINNYA	368 704	1 494 446	759 190	2 644 382
SUB TOTAL	1 567 039	24 314 670	3 591 390	17 699 490
MOZAMBIQUE				
263 Cotton	256 554	4 414 122	464 051	6 974 764
222 Oil Seeds Use For Extraction Ofsoft Fixed Vegetable Oils	479 520	572 469	245 887	294 541
265 Vegetable Textile Fibres,raw Or Processed;waste Of These Fib	0	271 981	0	220 497
057 Fruit And Nut; Fresh Or Dried	193 855	193 855	151 207	151 207
282 Waste And Scrap Metal Of Iron/steel	0	297 810	0	89 343
LAINNYA	0	51 279	0	93 782
SUB TOTAL	929 929	5 801 516	861 145	7 824 134
BOTSWANA				

**I.6 IMPOR KOMODITI MENURUT NEGARA ASAL / IMPORT BY COUNTRY OF ORIGIN
DAN LIMA GOLONGAN BARANG (SITC) UTAMA / AND FIVE MAJOR SITC COMMODITY GROUP
** JUNI / JUNE 2010 ****

Negara Asal/SITC/Uraian Golongan Barang <i>Country of Origin/SITC/group Description</i>	Berat Bersih / <i>Net Weight (Kg)</i>		Nilai CIF / <i>CIF Value (US\$)</i>	
	Bulan ini <i>Current month</i>	Kumulatif <i>Cum. Jan to date</i>	Bulan ini <i>Current month</i>	Kumulatif <i>Cum. Jan to date</i>
658 Made-up Articles, Wholly/chiefly Of Textile Materials	5	65	91	1 647
LAINNYA	0	0	0	0
SUB TOTAL	5	65	91	1 647
TOGO				
263 Cotton	722 918	1 925 737	1 325 009	3 429 669
282 Waste And Scrap Metal Of Iron/steel	0	230 640	0	76 572
575 Other Plastics In Primary Forms	0	17 262	0	23 120
764 Telecommunication Equipments And Parts	25	25	6 540	6 540
655 Knitted Or Crocheted Fabrics	0	3	0	27
LAINNYA	0	0	0	0
SUB TOTAL	722 943	2 173 667	1 331 549	3 535 928
GHANA				
072 Cocoa	572 000	4 427 000	2 135 479	17 048 748
288 Non-ferrous Base Metal Waste And Scraps	0	22 010	0	151 480
793 Ships, Boats, And Floating Structures	0	53 750	0	75 145
685 Lead	0	26 380	0	46 561
248 Wood, simply Worked And Railway Sleeper Of Wood	17 659	17 659	33 527	33 527
LAINNYA	36 067	39 070	13 222	60 162
SUB TOTAL	625 726	4 585 869	2 182 228	17 415 623
LIBERIA				
793 Ships, Boats, And Floating Structures	0	3 487 000	0	5 500 000
282 Waste And Scrap Metal Of Iron/steel	0	376 240	0	141 090
655 Knitted Or Crocheted Fabrics	0	420	0	3 153
657 Special Yarns, textile Fabrics	166	166	1 437	1 437
LAINNYA	0	0	0	0
SUB TOTAL	166	3 863 826	1 437	5 645 680
ANGOLA				
691 Structures And Parts Of Iron/steel Or Aluminium	0	240 000	0	1 040 400
786 Trailers And Other Vehicles, Not Motorized	0	27 461	0	156 974
874 Measuring, Checking, Analysing, And Controlling Instrument A	0	9 687	0	77 776
282 Waste And Scrap Metal Of Iron/steel	0	185 651	0	64 521
742 Pumps For Liquid And Parts	0	3 618	0	20 673
LAINNYA	0	1 317	0	11 590
SUB TOTAL	0	467 734	0	1 371 934
CONGO				
282 Waste And Scrap Metal Of Iron/steel	0	229 100	0	85 913
728 Other Machines And Equipment Specialized For Particular Indu	0	93	0	2 459
695 Tools For Used In The Hand Or In Machines	0	53	0	1 397
893 Article Of Plastics	0	2	0	48
LAINNYA	0	0	0	0
SUB TOTAL	0	229 248	0	89 817
CAMEROON				
072 Cocoa	392 666	1 492 479	1 314 826	5 528 166
263 Cotton	399 869	1 350 667	762 542	2 277 349
248 Wood, simply Worked And Railway Sleeper Of Wood	130 179	634 255	108 327	554 702
288 Non-ferrous Base Metal Waste And Scraps	0	19 290	0	132 760

**I.6 IMPOR KOMODITI MENURUT NEGARA ASAL / IMPORT BY COUNTRY OF ORIGIN
DAN LIMA GOLONGAN BARANG (SITC) UTAMA / AND FIVE MAJOR SITC COMMODITY GROUP
** JUNI / JUNE 2010 ****

Negara Asal/SITC/Uraian Golongan Barang <i>Country of Origin/SITC/group Description</i>	Berat Bersih / <i>Net Weight (Kg)</i>		Nilai CIF / <i>CIF Value (US\$)</i>	
	Bulan ini <i>Current month</i>	Kumulatif <i>Cum. Jan to date</i>	Bulan ini <i>Current month</i>	Kumulatif <i>Cum. Jan to date</i>
247 Wood In The Rough Or Roughly Squared LAINNYA	0 15 956	105 899 39 194	0 33 445	67 463 144 545
SUB TOTAL	938 670	3 641 784	2 219 140	8 704 985
NIGERIA				
333 Petroleum Oil, Crude	256 253 000	859 159 700	151 057 728	533 551 617
263 Cotton	698 400	2 574 182	1 298 602	4 206 239
685 Lead	0	412 491	0	811 661
679 Tubes, Pipes, Hollow Profile, Pipe Fitting Of Iron/steel	0	12 833	0	34 270
248 Wood, simply Worked And Railway Sleeper Of Wood LAINNYA	0 0	41 000 0	0 0	34 043 0
SUB TOTAL	256 951 400	862 200 206	152 356 330	538 637 830
SIERRA LEONE				
282 Waste And Scrap Metal Of Iron/steel	153 220	274 720	65 425	105 763
713 Internal Combustion Piston Engines And Parts	44	44	972	972
665 Glassware	3	13	53	231
894 Baby Carriages, Toys, Games, And Sporting Goods	0	13	0	148
724 Textile/leather Machinery And Parts LAINNYA	0 0	4 1	0 0	76 6
SUB TOTAL	153 267	274 795	66 450	107 196
GABON				
081 Feeding Stuff For Animals	0	168 711	0	109 156
635 Wood Manufactures	0	18 369	0	41 587
554 Soap,cleansing And Polishing Preparations LAINNYA	0 0	2 562 0	0 0	8 516 0
SUB TOTAL	0	189 642	0	159 259
COTE D'IVOIRE				
072 Cocoa	350 350	4 424 512	1 148 827	15 349 350
263 Cotton	2 489 910	6 017 124	4 552 597	10 570 452
288 Non-ferrous Base Metal Waste And Scraps	39 610	101 740	287 241	715 489
282 Waste And Scrap Metal Of Iron/steel	191 430	430 870	67 001	150 805
248 Wood, simply Worked And Railway Sleeper Of Wood LAINNYA	0 0	36 914 3 933	0 0	31 161 28 937
SUB TOTAL	3 071 300	11 015 093	6 055 666	26 846 194
SENEGAL				
282 Waste And Scrap Metal Of Iron/steel	307 220	1 251 410	118 332	465 475
263 Cotton	0	99 348	0	161 529
772 Electrical Apparatus For Making And Breaking Electrical Circ	1 106	1 106	65 446	65 446
598 Miscellaneous Chemical Products	0	50	0	45 749
685 Lead LAINNYA	0 752	26 710 29 701	0 2 389	15 492 18 265
SUB TOTAL	309 078	1 408 325	186 167	771 956
MAURITANIA				
282 Waste And Scrap Metal Of Iron/steel	428 950	549 340	184 957	228 297
573 Polimers Of Vinyl Chloride In Primary Forms	0	4 530	0	8 033
845 Articles Of Apparel	0	31	0	1 697

**I.6 IMPOR KOMODITI MENURUT NEGARA ASAL / IMPORT BY COUNTRY OF ORIGIN
DAN LIMA GOLONGAN BARANG (SITC) UTAMA / AND FIVE MAJOR SITC COMMODITY GROUP
** JUNI / JUNE 2010 ****

Negara Asal/SITC/Uraian Golongan Barang <i>Country of Origin/SITC/group Description</i>	Berat Bersih / <i>Net Weight (Kg)</i>		Nilai CIF / <i>CIF Value (US\$)</i>	
	Bulan ini <i>Current month</i>	Kumulatif <i>Cum. Jan to date</i>	Bulan ini <i>Current month</i>	Kumulatif <i>Cum. Jan to date</i>
656 Tulle,lace,embroidery,ribbons,trimmings And Other Small Ware	0	45	0	302
LAINNYA	0	0	0	0
SUB TOTAL	428 950	553 946	184 957	238 329
MALI				
263 Cotton	1 403 262	6 345 822	2 649 324	11 045 874
571 Polymers Of Ethylene In Primary Forms	0	360 000	0	291 600
282 Waste And Scrap Metal Of Iron/steel	0	209 840	0	75 542
764 Telecommunication Equipments And Parts	128	340	24 735	52 043
743 Pumps, Compressors, Fans, Blowers, Centrifuges, And Parts	121	121	17 874	17 874
LAINNYA	0	0	0	0
SUB TOTAL	1 403 511	6 916 123	2 691 933	11 482 933
BENIN				
263 Cotton	3 480 896	7 766 903	6 441 613	13 711 886
282 Waste And Scrap Metal Of Iron/steel	567 340	1 217 340	212 753	419 969
288 Non-ferrous Base Metal Waste And Scraps	45 600	45 600	307 454	307 454
LAINNYA	0	0	0	0
SUB TOTAL	4 093 836	9 029 843	6 961 820	14 439 309
BURKINA FASO				
263 Cotton	3 248 807	16 866 441	5 903 561	29 073 730
LAINNYA	0	0	0	0
SUB TOTAL	3 248 807	16 866 441	5 903 561	29 073 730
GAMBIA				
282 Waste And Scrap Metal Of Iron/steel	243 540	344 510	103 992	141 856
574 Poliacetals And Polycarbons In Primary Forms	5 999	5 999	46 000	46 000
LAINNYA	0	0	0	0
SUB TOTAL	249 539	350 509	149 992	187 856
U.S. VIRGIN ISLANDS				
775 Household Type, Electrical/non-electrical Equipments	0	27 978	0	190 742
657 Special Yarns,textile Fabrics	0	4 235	0	45 942
LAINNYA	0	0	0	0
SUB TOTAL	0	32 213	0	236 684
UGANDA				
263 Cotton	1 693 708	3 310 081	3 223 355	6 096 329
685 Lead	0	151 880	0	241 555
287 Ores And Concentrates Of Basemetals	3 800	3 800	180 117	180 117
121 Tobacco, Unmanufactured And Refused	0	12 349	0	106 682
611 Leathers	8 493	8 493	65 514	65 514
LAINNYA	0	0	0	0
SUB TOTAL	1 706 001	3 486 603	3 468 986	6 690 197
CENTRAL AFRICAN REPUBLIC				
263 Cotton	558 912	1 544 727	1 048 257	2 646 571
LAINNYA	0	0	0	0

**I.6 IMPOR KOMODITI MENURUT NEGARA ASAL / IMPORT BY COUNTRY OF ORIGIN
DAN LIMA GOLONGAN BARANG (SITC) UTAMA / AND FIVE MAJOR SITC COMMODITY GROUP
** JUNI / JUNE 2010 ****

Negara Asal/SITC/Uraian Golongan Barang <i>Country of Origin/SITC/group Description</i>	Berat Bersih / <i>Net Weight (Kg)</i>		Nilai CIF / <i>CIF Value (US\$)</i>	
	Bulan ini <i>Current month</i>	Kumulatif <i>Cum. Jan to date</i>	Bulan ini <i>Current month</i>	Kumulatif <i>Cum. Jan to date</i>
SUB TOTAL	558 912	1 544 727	1 048 257	2 646 571
NIGER				
778 Electrical Machinery And Apparatus	0	15 951	0	288 989
575 Other Plastics In Primary Forms	0	2 414	0	35 401
718 Other Power Generating Machines And Parts	0	777	0	27 491
574 Poliacetals And Polycarbons In Primary Forms	0	1 819	0	12 935
689 Miscellaneous Non-ferrous Basemetals Employed In Metallurgy	0	166	0	2 287
LAINNYA	0	4 938	0	3 698
SUB TOTAL	0	26 065	0	370 801
CHAD				
263 Cotton	99 988	947 719	184 062	1 606 900
LAINNYA	0	0	0	0
SUB TOTAL	99 988	947 719	184 062	1 606 900
DJIBOUTI				
075 Spices	0	60 825	0	21 897
LAINNYA	0	0	0	0
SUB TOTAL	0	60 825	0	21 897
SAINT HELENA				
073 Chocolate And Other Food Preparations Containing Cocoa	80 000	80 000	338 400	338 400
641 Papers And Paperboards	0	5 110	0	17 940
778 Electrical Machinery And Apparatus	0	143	0	3 677
772 Electrical Apparatus For Making And Breaking Electrical Circ	2	2	1 887	1 887
533 Pigments, Paints, Varnishes, And Related Materials	0	1 000	0	752
LAINNYA	0	76	0	1 089
SUB TOTAL	80 002	86 331	340 287	363 745
SAO TOME AND PRINCIPE				
771 Electric Power Machinery And Parts	2	2	1 307	1 307
694 Nails, Screws, Nuts, Bolts, Rivets Of Iron/steel Or Copper	1	1	330	330
LAINNYA	0	0	0	0
SUB TOTAL	3	3	1 637	1 637
SWAZILAND				
743 Pumps, Compressors, Fans, Blowers, Centrifuges, And Parts	0	53 026	0	3 418 081
251 Pulp And Waste Paper	0	608 250	0	364 950
263 Cotton	0	112 406	0	192 293
723 Civil Engineering And Contractor Plants And Equipments/parts	0	2 980	0	149 000
885 Watches And Clocks	0	386	0	138 438
LAINNYA	4 324	53 654	100 583	577 086
SUB TOTAL	4 324	830 702	100 583	4 839 848
SOUTH AFRICA				
251 Pulp And Waste Paper	29 586 867	137 413 560	27 066 548	117 745 878
684 Aluminium	510 790	8 459 135	1 293 719	19 363 548
282 Waste And Scrap Metal Of Iron/steel	11 771 999	34 901 342	4 890 903	13 611 923
061 Sugar, Molasses, And Honey	0	22 000 000	0	11 541 640
044 Maize, Unmilled	25 000 000	41 976 182	5 500 000	9 251 601

**I.6 IMPOR KOMODITI MENURUT NEGARA ASAL / IMPORT BY COUNTRY OF ORIGIN
DAN LIMA GOLONGAN BARANG (SITC) UTAMA / AND FIVE MAJOR SITC COMMODITY GROUP
** JUNI / JUNE 2010 ****

Negara Asal/SITC/Uraian Golongan Barang <i>Country of Origin/SITC/group Description</i>	Berat Bersih / <i>Net Weight (Kg)</i>		Nilai CIF / <i>CIF Value (US\$)</i>	
	Bulan ini <i>Current month</i>	Kumulatif <i>Cum. Jan to date</i>	Bulan ini <i>Current month</i>	Kumulatif <i>Cum. Jan to date</i>
LAINNYA	5 955 447	32 433 322	9 354 945	55 426 205
SUB TOTAL	72 825 103	277 183 541	48 106 115	226 940 795
ZIMBABWE				
121 Tobacco, Unmanufactured And Refused	158 400	910 800	1 271 160	7 649 928
263 Cotton	0	2 455 282	0	3 922 661
074 Tea And Mate	87 800	125 100	76 385	108 836
821 Furnitures And Parts	0	50	0	464
LAINNYA	0	0	0	0
SUB TOTAL	246 200	3 491 232	1 347 545	11 681 889
ZAMBIA				
263 Cotton	0	1 282 181	0	1 921 729
LAINNYA	0	0	0	0
SUB TOTAL	0	1 282 181	0	1 921 729
MALAWI				
263 Cotton	47 661	5 137 307	78 542	7 346 595
074 Tea And Mate	0	1 080	0	5 894
LAINNYA	0	0	0	0
SUB TOTAL	47 661	5 138 387	78 542	7 352 489
BURUNDI				
263 Cotton	0	93 111	0	140 625
LAINNYA	0	0	0	0
SUB TOTAL	0	93 111	0	140 625
MAURITIUS				
845 Articles Of Apparel	1 166	7 592	33 595	224 274
034 Fish, Fresh, Chilled Or Frozen	0	67 032	0	46 922
841 Men's Coats/jackets, Not Knitted	32	1 089	688	43 918
844 Women's Coats/jackets, Knitted	89	739	2 850	22 206
773 Equipment For Distributing Electricity	0	723	0	19 548
LAINNYA	8 994	61 578	4 042	52 068
SUB TOTAL	10 281	138 753	41 175	408 936
VIRGIN ISLANDS (BRITISH)				
793 Ships, Boats, And Floating Structures	33 000	74 000	2 512 500	2 587 500
657 Special Yarns,textile Fabrics	5 843	118 111	47 262	915 092
851 Footwears	4 399	36 419	35 071	240 332
524 Other Inorganic Chemicals;chemical Compound Of Precious Meta	0	100 000	0	75 500
872 Medical Instruments And Appliances	262	262	65 663	65 663
LAINNYA	6 114	43 000	23 202	241 237
SUB TOTAL	49 618	371 792	2 683 698	4 125 324
AUSTRALIA				
041 Wheat And Meslin, Unmilled	350 802 901	1 547 406 006	91 620 873	404 724 591
001 Live Animals Other Than Fish	16 755 565	127 762 603	34 298 991	262 784 040
684 Alumunium	5 925 332	37 991 919	14 729 326	90 814 696
282 Waste And Scrap Metal Of Iron/steel	35 739 998	178 833 905	16 595 780	70 863 675

**I.6 IMPOR KOMODITI MENURUT NEGARA ASAL / IMPORT BY COUNTRY OF ORIGIN
DAN LIMA GOLONGAN BARANG (SITC) UTAMA / AND FIVE MAJOR SITC COMMODITY GROUP
** JUNI / JUNE 2010 ****

Negara Asal/SITC/Uraian Golongan Barang <i>Country of Origin/SITC/group Description</i>	Berat Bersih / <i>Net Weight (Kg)</i>		Nilai CIF / <i>CIF Value (US\$)</i>	
	Bulan ini <i>Current month</i>	Kumulatif <i>Cum. Jan to date</i>	Bulan ini <i>Current month</i>	Kumulatif <i>Cum. Jan to date</i>
285 Aluminium Ores And Concentrates	44 780 000	201 594 150	17 489 515	70 240 298
LAINNYA	218 885 923	1 447 959 185	132 974 303	952 097 589
SUB TOTAL	672 889 719	3 541 547 768	307 708 788	1 851 524 889
NEW ZEALAND				
022 Milk,cream, And Milk Products Other Than Butter Or Cheese	4 053 305	29 729 161	18 261 886	113 153 707
011 Meat Of Bovine Animals Fresh, Chilled Or Frozen	2 937 235	19 726 928	9 121 548	63 638 658
251 Pulp And Waste Paper	13 211 083	90 221 996	6 822 245	47 386 712
023 Butter And Other Fats From Milk	969 846	5 781 662	4 915 070	26 723 061
081 Feeding Stuff For Animals	7 865 062	41 905 271	3 921 706	21 639 925
LAINNYA	25 066 915	123 186 379	25 416 116	116 200 543
SUB TOTAL	54 103 446	310 551 397	68 458 571	388 742 606
MICRONESIA, FED. STATES OF				
292 Crude Vegetable Materials	0	1 018	0	3 847
LAINNYA	0	0	0	0
SUB TOTAL	0	1 018	0	3 847
NAURU				
679 Tubes, Pipes, Hollow Profile, Pipe Fitting Of Iron/steel	0	224	0	22 854
778 Electrical Machinery And Apparatus	0	76	0	7 792
776 Thermionic, Cold Cathode, And Photo Cathode Valves/tubes	0	76	0	7 698
745 Other Non-electical Machinery, Tools, And Mechanical Apparatus	0	26	0	2 220
772 Electrical Apparatus For Making And Breaking Electrical Circ	0	2	0	190
LAINNYA	1	1	1	1
SUB TOTAL	1	405	1	40 755
NEW CALEDONIA				
023 Butter And Other Fats From Milk	0	8 733	0	14 651
211 Hides And Skins, Raw	0	15 369	0	8 914
752 Automatic Data Processing Machines And Their Units	0	23	0	4 691
874 Measuring, Checking, Analysing, And Controlling Instrument A	0	147	0	3 865
773 Equipment For Distributing Electricity	0	69	0	2 398
LAINNYA	0	0	0	0
SUB TOTAL	0	24 341	0	34 519
NIUE				
751 Office Machines	1	1	31	31
LAINNYA	0	0	0	0
SUB TOTAL	1	1	31	31
VANUATU				
072 Cocoa	14 688	44 265	50 033	150 783
LAINNYA	0	0	0	0
SUB TOTAL	14 688	44 265	50 033	150 783
BRITISH INDIAN OCEAN TERRITORY				
894 Baby Carriages, Toys, Games, And Sporting Goods	3 615	3 615	23 241	23 241
772 Electrical Apparatus For Making And Breaking Electrical Circ	0	6	0	332
776 Thermionic, Cold Cathode, And Photo Cathode Valves/tubes	0	1	0	52

**I.6 IMPOR KOMODITI MENURUT NEGARA ASAL / IMPORT BY COUNTRY OF ORIGIN
DAN LIMA GOLONGAN BARANG (SITC) UTAMA / AND FIVE MAJOR SITC COMMODITY GROUP
** JUNI / JUNE 2010 ****

Negara Asal/SITC/Uraian Golongan Barang <i>Country of Origin/SITC/group Description</i>	Berat Bersih / <i>Net Weight (Kg)</i>		Nilai CIF / <i>CIF Value (US\$)</i>	
	Bulan ini <i>Current month</i>	Kumulatif <i>Cum. Jan to date</i>	Bulan ini <i>Current month</i>	Kumulatif <i>Cum. Jan to date</i>
LAINNYA	0	0	0	0
SUB TOTAL	3 615	3 622	23 241	23 625
OTH.OCEANIA				
263 Cotton	0	193 011	0	332 750
656 Tulle,lace,embroidery,ribbons,trimmings And Other Small Ware	0	9	0	196
LAINNYA	0	0	0	0
SUB TOTAL	0	193 020	0	332 946
AMERICAN SAMOA				
728 Other Machines And Equipment Specialized For Particular Indu	0	13 492	0	1 149 254
263 Cotton	0	424 236	0	736 729
533 Pigments, Paints, Varnishes, And Related Materials	81 920	302 400	198 000	721 000
743 Pumps, Compressors, Fans, Blowers, Centrifuges, And Parts	358 280	927 685	202 696	510 982
793 Ships, Boats, And Floating Structures	0	1 013 000	0	251 250
LAINNYA	74 932	300 037	51 423	300 106
SUB TOTAL	515 132	2 980 850	452 119	3 669 321
COOK ISLANDS				
747 Taps, Cocks, And Valves For Pipes	0	7 102	0	163 570
621 Materials Of Rubber	0	26 742	0	150 771
793 Ships, Boats, And Floating Structures	65 000	130 000	51 190	138 408
657 Special Yarns,textile Fabrics	0	20 520	0	92 156
725 Papermill/pulpmill Machinery And Paper Cutting Machines	0	2 165	0	48 331
LAINNYA	0	46 285	0	119 743
SUB TOTAL	65 000	232 814	51 190	712 979
FIJI				
282 Waste And Scrap Metal Of Iron/steel	107 130	980 295	41 566	344 545
685 Lead	0	21 000	0	43 050
652 Cotton Fabrics, Woven	0	726	0	37 335
111 Non-alcoholic Beverages, Nes	0	18 500	0	10 962
LAINNYA	0	0	0	0
SUB TOTAL	107 130	1 020 521	41 566	435 892
KIRIBATI				
793 Ships, Boats, And Floating Structures	1 402 000	2 808 000	989 730	1 953 000
034 Fish, Fresh, Chilled Or Frozen	0	1 200 000	0	1 066 200
776 Thermionic, Cold Cathode, And Photo Cathode Valves/tubes	0	21	0	13 500
LAINNYA	0	0	0	0
SUB TOTAL	1 402 000	4 008 021	989 730	3 032 700
MARSHALL ISLANDS				
793 Ships, Boats, And Floating Structures	1 805 000	7 016 000	4 000 000	19 500 000
778 Electrical Machinery And Apparatus	0	2	0	37
LAINNYA	0	0	0	0
SUB TOTAL	1 805 000	7 016 002	4 000 000	19 500 037
SAMOA				

**I.6 IMPOR KOMODITI MENURUT NEGARA ASAL / IMPORT BY COUNTRY OF ORIGIN
DAN LIMA GOLONGAN BARANG (SITC) UTAMA / AND FIVE MAJOR SITC COMMODITY GROUP
** JUNI / JUNE 2010 ****

Negara Asal/SITC/Uraian Golongan Barang <i>Country of Origin/SITC/group Description</i>	Berat Bersih / <i>Net Weight (Kg)</i>		Nilai CIF / <i>CIF Value (US\$)</i>	
	Bulan ini <i>Current month</i>	Kumulatif <i>Cum. Jan to date</i>	Bulan ini <i>Current month</i>	Kumulatif <i>Cum. Jan to date</i>
652 Cotton Fabrics, Woven	4 217	4 217	45 986	45 986
598 Miscellaneous Chemical Products	0	16 500	0	16 500
655 Knitted Or Crocheted Fabrics	0	1 228	0	12 396
772 Electrical Apparatus For Making And Breaking Electrical Circ	0	349	0	9 779
892 Printed Matter	0	162	0	5 027
LAINNYA	35	122	1 013	2 251
SUB TOTAL	4 252	22 578	46 999	91 939
SOLOMON ISLANDS				
072 Cocoa	225 000	1 259 997	742 180	4 299 953
523 Metallicsalts And Peroxysalts	0	64	0	947
LAINNYA	0	0	0	0
SUB TOTAL	225 000	1 260 061	742 180	4 300 900
TUVALU				
676 Iron/steel Bars, Rods, Angels, Shaped And Sections	0	7 997	0	9 596
742 Pumps For Liquid And Parts	1	1	53	53
LAINNYA	0	0	0	0
SUB TOTAL	1	7 998	53	9 649
CHRISTMAS ISLANDS				
694 Nails, Screws, Nuts, Bolts, Rivets Of Iron/steel Or Copper	0	1	0	4
LAINNYA	0	0	0	0
SUB TOTAL	0	1	0	4
U.S MINOR OUTLYING ISLAND				
661 Lime,cement And Fabricated Construction Materials	0	6	0	970
LAINNYA	0	0	0	0
SUB TOTAL	0	6	0	970
COCOS (KEELING) ISLANDS				
695 Tools For Used In The Hand Or In Machines	0	823	0	5 234
726 Printing/book Binding Machinery And Parts	122	122	3 846	3 846
694 Nails, Screws, Nuts, Bolts, Rivets Of Iron/steel Or Copper	0	1 091	0	567
785 Motorcycles, Scooters, And Other Cycles Motorized/non Motori	0	41	0	439
821 Furnitures And Parts	0	47	0	312
LAINNYA	0	0	0	0
SUB TOTAL	122	2 124	3 846	10 398
TOKELAU				
652 Cotton Fabrics, Woven	0	580	0	12 512
598 Miscellaneous Chemical Products	0	2 200	0	10 450
813 Lighting Fixtures And Fittings	0	124	0	266
694 Nails, Screws, Nuts, Bolts, Rivets Of Iron/steel Or Copper	14	14	190	190
LAINNYA	0	0	0	0
SUB TOTAL	14	2 918	190	23 418
EAST TIMOR				
282 Waste And Scrap Metal Of Iron/steel	80 000	173 217	36 960	66 789
071 Coffee And Coffee Substitutes	0	19 950	0	41 895
001 Live Animals Other Than Fish	10 000	49 642	5 318	34 990
247 Wood In The Rough Or Roughly Squared	0	18 000	0	13 179

I.6 IMPOR KOMODITI MENURUT NEGARA ASAL / IMPORT BY COUNTRY OF ORIGIN
DAN LIMA GOLONGAN BARANG (SITC) UTAMA / AND FIVE MAJOR SITC COMMODITY GROUP
**** JUNI / JUNE 2010 ****

Negara Asal/SITC/Uraian Golongan Barang <i>Country of Origin/SITC/group Description</i>	Berat Bersih / <i>Net Weight (Kg)</i>		Nilai CIF / <i>CIF Value (US\$)</i>	
	Bulan ini <i>Current month</i>	Kumulatif <i>Cum. Jan to date</i>	Bulan ini <i>Current month</i>	Kumulatif <i>Cum. Jan to date</i>
223 Oil Seeds Use For Extraction Of Other Fixed Vegetable Oils LAINNYA	0 69	42 993 398	0 792	8 070 1 597
SUB TOTAL	90 069	304 200	43 070	166 520
UNITED STATES				
792 Aircraft And Associated Equipments And Parts	423 211	4 139 841	107 011 961	1 059 377 010
222 Oil Seeds Use For Extraction Ofsoft Fixed Vegetable Oils	115 124 150	898 908 486	52 077 285	414 877 003
081 Feeding Stuff For Animals	89 791 429	759 924 003	41 488 217	363 938 253
263 Cotton	17 134 206	72 892 538	31 722 674	128 648 266
723 Civil Engineering And Contractor Plants And Equipments/parts LAINNYA	1 209 162 201 113 104	8 687 389 1 382 361 547	20 951 198 382 411 582	107 596 933 2 182 753 903
SUB TOTAL	424 795 262	3 126 913 804	635 662 917	4 257 191 368
CANADA				
562 Fertilizers, Manufactured	105 648 000	385 917 000	42 433 510	158 258 440
041 Wheat And Meslin, Unmilled	16 371 450	386 039 209	4 965 348	121 714 228
251 Pulp And Waste Paper	27 581 090	140 736 264	21 036 166	102 547 246
081 Feeding Stuff For Animals	6 406 930	40 950 002	2 915 684	19 378 737
714 Engines And Motors, Non-electric And Parts LAINNYA	787 8 028 106	143 289 63 393 179	11 122 16 672 719	15 987 660 114 775 093
SUB TOTAL	164 036 363	1 017 178 943	88 034 549	532 661 404
MEXICO				
764 Telecommunication Equipments And Parts	11 405	60 679	5 068 936	22 313 704
562 Fertilizers, Manufactured	3 500 000	31 001 404	1 753 000	12 038 527
511 Hydrocarbon And Their Halogenated, Nitrated Derivatives	0	4 988 685	0	7 341 698
752 Automatic Data Processing Machines And Their Units	9 354	49 288	1 114 374	6 150 842
759 Parts And Accessories For Machine Of Heading 751 Or 752 LAINNYA	4 353 2 039 481	16 697 10 258 099	1 012 258 7 698 949	4 138 163 38 706 488
SUB TOTAL	5 564 593	46 374 852	16 647 517	90 689 422
GUATEMALA				
845 Articles Of Apparel	0	808	0	33 903
551 Essential Oils, Perfumes, And Flavour Materials	0	280	0	22 072
071 Coffee And Coffee Substitutes	1 035	1 515	5 589	8 095
751 Office Machines	2 415	2 415	3 980	3 980
112 Alcoholic Beverages LAINNYA	0 2 057	570 2 080	0 2 690	2 730 3 436
SUB TOTAL	5 507	7 668	12 259	74 216
HONDURAS				
845 Articles Of Apparel	11	183	713	12 227
841 Men's Coats/jackets, Not Knitted	0	38	0	1 285
843 Men's Coats/jackets, Knitted	0	26	0	1 203
899 Other Miscellaneous Manufactured Articles	17	32	345	688
893 Article Of Plastics LAINNYA	0 0	15 5	0 0	270 139
SUB TOTAL	28	299	1 058	15 812
NICARAGUA				
726 Printing/book Binding Machinery And Parts	0	24 235	0	64 750
724 Textile/leather Machinery And Parts	0	17 098	0	41 420

**I.6 IMPOR KOMODITI MENURUT NEGARA ASAL / IMPORT BY COUNTRY OF ORIGIN
DAN LIMA GOLONGAN BARANG (SITC) UTAMA / AND FIVE MAJOR SITC COMMODITY GROUP
** JUNI / JUNE 2010 ****

Negara Asal/SITC/Uraian Golongan Barang <i>Country of Origin/SITC/group Description</i>	Berat Bersih / <i>Net Weight (Kg)</i>		Nilai CIF / <i>CIF Value (US\$)</i>	
	Bulan ini <i>Current month</i>	Kumulatif <i>Cum. Jan to date</i>	Bulan ini <i>Current month</i>	Kumulatif <i>Cum. Jan to date</i>
716 Rotating Electric Plants And Parts	0	5 043	0	20 000
845 Articles Of Apparel	0	301	0	12 811
727 Food Processing Machines And Parts	0	1 454	0	10 925
LAINNYA	0	4 872	0	18 516
SUB TOTAL	0	53 003	0	168 422
PANAMA				
793 Ships, Boats, And Floating Structures	2 426 000	19 724 000	4 100 000	29 930 087
282 Waste And Scrap Metal Of Iron/steel	328 680	644 860	146 263	236 067
652 Cotton Fabrics, Woven	0	6 937	0	88 424
278 Other Crude Minerals	17 427	97 427	4 232	38 562
874 Measuring, Checking, Analysing, And Controlling Instrument A	34	61	5 635	12 452
LAINNYA	9 163	9 301	25 488	33 853
SUB TOTAL	2 781 304	20 482 586	4 281 618	30 339 445
CUBA				
542 Medicaments, Including Veterinary Medicaments	0	557	0	259 056
112 Alcoholic Beverages	531	1 438	2 860	7 740
LAINNYA	0	0	0	0
SUB TOTAL	531	1 995	2 860	266 796
CURACAO				
764 Telecommunication Equipments And Parts	0	5 141	0	33 282
694 Nails, Screws, Nuts, Bolts, Rivets Of Iron/steel Or Copper	0	4 102	0	1 838
785 Motorcycles, Scooters, And Other Cycles Motorized/non Motori	919	919	314	314
778 Electrical Machinery And Apparatus	0	8	0	193
LAINNYA	0	0	0	0
SUB TOTAL	919	10 170	314	35 627
SURINAME				
282 Waste And Scrap Metal Of Iron/steel	0	170 375	0	61 335
248 Wood, simply Worked And Railway Sleeper Of Wood	0	29 600	0	21 140
LAINNYA	0	0	0	0
SUB TOTAL	0	199 975	0	82 475
CHILE				
281 Iron Ore And Concentrates	149 922 000	605 717 000	19 975 811	70 773 723
251 Pulp And Waste Paper	12 146 906	76 307 246	8 690 303	47 646 005
057 Fruit And Nut; Fresh Or Dried	1 960 531	2 873 321	4 381 199	6 407 359
784 Parts And Accessories Of The Motor Vehicles	59 127	317 537	731 643	3 934 279
562 Fertilizers, Manufactured	364 000	3 639 000	207 480	2 528 530
LAINNYA	344 850	4 590 312	834 378	6 638 812
SUB TOTAL	164 797 414	693 444 416	34 820 814	137 928 708
VENEZUELA				
072 Cocoa	0	125 217	0	373 145
541 Medicinal And Pharmaceutical Products	0	1 552	0	79 424
251 Pulp And Waste Paper	0	89 080	0	31 178
695 Tools For Used In The Hand Or In Machines	0	70	0	24 155
582 Plates, Sheets, And Film Of Plastics	0	736	0	16 684

I.6 IMPOR KOMODITI MENURUT NEGARA ASAL / IMPORT BY COUNTRY OF ORIGIN
DAN LIMA GOLONGAN BARANG (SITC) UTAMA / AND FIVE MAJOR SITC COMMODITY GROUP
**** JUNI / JUNE 2010 ****

Negara Asal/SITC/Uraian Golongan Barang <i>Country of Origin/SITC/group Description</i>	Berat Bersih / <i>Net Weight (Kg)</i>		Nilai CIF / <i>CIF Value (US\$)</i>	
	Bulan ini <i>Current month</i>	Kumulatif <i>Cum. Jan to date</i>	Bulan ini <i>Current month</i>	Kumulatif <i>Cum. Jan to date</i>
LAINNYA	0	97	0	2 756
SUB TOTAL	0	216 752	0	527 342
ARGENTINA				
081 Feeding Stuff For Animals	98 329 670	518 593 260	35 741 418	212 546 369
044 Maize, Unmilled	234 435 570	389 102 368	52 811 274	88 804 320
222 Oil Seeds Use For Extraction Ofsoft Fixed Vegetable Oils	27 730 510	28 099 162	12 395 675	12 538 209
611 Leathers	133 811	1 208 137	1 646 018	6 189 783
335 Residual Petroleum Products, And Related Materials	10 202 620	10 202 620	3 931 681	3 931 681
LAINNYA	2 362 342	7 485 093	3 368 590	14 299 639
SUB TOTAL	373 194 523	954 690 640	109 894 656	338 310 001
BRAZIL				
672 Ingots And Other Iron/steel In Primary Forms	81 067 973	216 166 991	53 666 316	117 114 765
081 Feeding Stuff For Animals	61 505 951	225 540 165	23 895 007	90 769 426
263 Cotton	4 586 301	52 827 109	7 998 030	85 898 836
281 Iron Ore And Concentrates	151 606 000	584 331 000	24 519 159	73 806 860
251 Pulp And Waste Paper	7 880 534	37 311 432	9 291 059	34 065 885
LAINNYA	9 076 762	95 735 040	24 986 110	166 475 376
SUB TOTAL	315 723 521	1 211 911 737	144 355 681	568 131 148
COLOMBIA				
522 Inorganic Chemical Elements, Oxides And Halogen Salts	207 500	5 130 228	210 117	4 973 527
591 Disinfectants, Insecticides, And Fungicides Put In Forms	348 012	1 255 114	1 326 907	4 859 885
542 Medicaments, Including Veterinary Medicaments	1 952	21 294	1 129 073	4 438 667
325 Coke And Semi Coke Of Coal/lignite/peat	237 890	4 466 268	85 567	1 456 442
575 Other Plastics In Primary Forms	36 048	231 085	109 449	801 989
LAINNYA	240 357	1 007 543	254 521	1 785 930
SUB TOTAL	1 071 759	12 111 532	3 115 634	18 316 440
BOLIVIA				
522 Inorganic Chemical Elements, Oxides And Halogen Salts	0	598 000	0	368 560
611 Leathers	0	166	0	3 494
634 Veneers,plywood,improved/reconstituted Wood Worked	0	686	0	2 538
LAINNYA	0	0	0	0
SUB TOTAL	0	598 852	0	374 592
URUGUAY				
248 Wood, simply Worked And Railway Sleeper Of Wood	487 295	2 088 109	360 011	1 634 788
036 Crustaceans, Molluscs, And Aquatic Invertebrates	0	364 681	0	274 465
894 Baby Carriages, Toys, Games, And Sporting Goods	0	5 700	0	265 111
749 Non-electric Parts And Accessories Of Machineries	1 628	16 890	18 493	154 893
554 Soap,cleansing And Polishing Preparations	559	41 442	6 345	121 055
LAINNYA	158 196	366 466	220 805	384 088
SUB TOTAL	647 678	2 883 288	605 654	2 834 400
PARAGUAY				
263 Cotton	304 021	1 063 713	568 032	1 829 821
611 Leathers	416 339	1 151 124	340 885	936 136

**I.6 IMPOR KOMODITI MENURUT NEGARA ASAL / IMPORT BY COUNTRY OF ORIGIN
DAN LIMA GOLONGAN BARANG (SITC) UTAMA / AND FIVE MAJOR SITC COMMODITY GROUP
** JUNI / JUNE 2010 ****

Negara Asal/SITC/Uraian Golongan Barang <i>Country of Origin/SITC/group Description</i>	Berat Bersih / <i>Net Weight (Kg)</i>		Nilai CIF / <i>CIF Value (US\$)</i>	
	Bulan ini <i>Current month</i>	Kumulatif <i>Cum. Jan to date</i>	Bulan ini <i>Current month</i>	Kumulatif <i>Cum. Jan to date</i>
121 Tobacco, Unmanufactured And Refused	0	27 573	0	67 252
551 Essential Oils, Perfumes, And Flavour Materials	930	1 489	14 050	26 963
635 Wood Manufactures	0	10 850	0	11 610
LAINNYA	0	100	0	1 935
SUB TOTAL	721 290	2 254 849	922 967	2 873 717
ECUADOR				
072 Cocoa	0	219 890	0	593 704
744 Mechanical Handling Equipments And Parts	143 646	143 646	593 000	593 000
411 Animal Oils And Fats	0	144 628	0	150 270
743 Pumps, Compressors, Fans, Blowers, Centrifuges, And Parts	2 455	6 817	48 753	122 433
523 Metallicsalts And Peroxysalts	0	18 000	0	84 480
LAINNYA	336	141 709	12 467	191 350
SUB TOTAL	146 437	674 690	654 220	1 735 237
PERU				
081 Feeding Stuff For Animals	1 150 250	3 443 770	1 920 834	5 609 722
057 Fruit And Nut; Fresh Or Dried	0	1 594 730	0	3 123 914
411 Animal Oils And Fats	0	827 653	0	666 086
522 Inorganic Chemical Elements, Oxides And Halogen Salts	171 500	451 000	107 531	352 343
686 Zinc	101 223	176 736	189 996	329 846
LAINNYA	30 629	115 296	52 503	355 248
SUB TOTAL	1 453 602	6 609 185	2 270 864	10 437 159
GUYANA				
036 Crustaceans, Molluscs, And Aquatic Invertebrates	23 864	34 659	80 711	130 006
278 Other Crude Minerals	0	171 950	0	91 477
LAINNYA	0	0	0	0
SUB TOTAL	23 864	206 609	80 711	221 483
TRINIDAD AND TOBAGO				
671 Pig Iron,spiegeleisen,sponge Iron, And Ferro-alloys	0	66 670 420	0	17 353 199
282 Waste And Scrap Metal Of Iron/steel	0	1 307 538	0	404 768
251 Pulp And Waste Paper	100 610	539 770	22 134	117 909
899 Other Miscellaneous Manufactured Articles	0	780	0	26 400
764 Telecommunication Equipments And Parts	1	1	71	71
LAINNYA	0	0	0	0
SUB TOTAL	100 611	68 518 509	22 205	17 902 347
BAHAMAS				
282 Waste And Scrap Metal Of Iron/steel	243 753	243 753	108 470	108 470
642 Paper And Paperboard Cut To Size/shape And Article Of Papers	0	20 418	0	94 774
851 Footwears	0	266	0	5 682
112 Alcoholic Beverages	0	1 059	0	4 332
LAINNYA	0	0	0	0
SUB TOTAL	243 753	265 496	108 470	213 258
JAMAICA				
282 Waste And Scrap Metal Of Iron/steel	131 525	357 035	58 529	127 310
071 Coffee And Coffee Substitutes	0	353	0	20 298
112 Alcoholic Beverages	0	150	0	720

**I.6 IMPOR KOMODITI MENURUT NEGARA ASAL / IMPORT BY COUNTRY OF ORIGIN
DAN LIMA GOLONGAN BARANG (SITC) UTAMA / AND FIVE MAJOR SITC COMMODITY GROUP
** JUNI / JUNE 2010 ****

Negara Asal/SITC/Uraian Golongan Barang <i>Country of Origin/SITC/group Description</i>	Berat Bersih / <i>Net Weight (Kg)</i>		Nilai CIF / <i>CIF Value (US\$)</i>	
	Bulan ini <i>Current month</i>	Kumulatif <i>Cum. Jan to date</i>	Bulan ini <i>Current month</i>	Kumulatif <i>Cum. Jan to date</i>
772 Electrical Apparatus For Making And Breaking Electrical Circ LAINNYA	0 0	5 0	0 0	195 0
SUB TOTAL	131 525	357 543	58 529	148 523
PUERTO RICO				
515 Organo-inorganic And Heterocyclic Compounds	0	299	0	1 950 479
542 Medicaments, Including Veterinary Medicaments	0	1 623	0	698 068
541 Medicinal And Pharmaceutical Products	15 001	15 662	140 226	407 219
776 Thermionic, Cold Cathode, And Photo Cathode Valves/tubes	1 087	1 777	204 618	364 618
759 Parts And Accessories For Machine Of Heading 751 Or 752 LAINNYA	1 182 19 637	1 450 40 616	124 254 16 625	227 975 522 651
SUB TOTAL	36 907	61 427	485 723	4 171 010
BELIZE				
575 Other Plastics In Primary Forms	0	14 600	0	38 878
533 Pigments, Paints, Varnishes, And Related Materials	0	50 000	0	22 000
523 Metallicsalts And Peroxysalts	0	48 000	0	20 160
778 Electrical Machinery And Apparatus	26	159	654	3 292
784 Parts And Accessories Of The Motor Vehicles LAINNYA	0 0	8 5	0 0	312 23
SUB TOTAL	26	112 772	654	84 665
DOMINICAN REPUBLIC				
211 Hides And Skins, Raw	0	140 000	0	50 400
774 Electrical Apparatus For Medical Purposes And Radiological A	69	136	4 724	13 199
874 Measuring, Checking, Analysing, And Controlling Instrument A	0	179	0	9 957
845 Articles Of Apparel	0	67	0	3 734
872 Medical Instruments And Appliances LAINNYA	3 726	27 739	553 660	3 654 2 207
SUB TOTAL	798	141 148	5 937	83 151
EL SALVADOR				
579 Waste And Scrap Of Plastics	0	63 269	0	15 818
899 Other Miscellaneous Manufactured Articles	0	504	0	10 325
778 Electrical Machinery And Apparatus	27	27	5 380	5 380
845 Articles Of Apparel	0	749	0	2 151
658 Made-up Articles, Wholly/chiefly Of Textile Materials LAINNYA	0 0	56 20	0 0	1 307 714
SUB TOTAL	27	64 625	5 380	35 695
COSTA RICA				
759 Parts And Accessories For Machine Of Heading 751 Or 752	129	8 428	74 856	1 632 466
223 Oil Seeds Use For Extraction Of Other Fixed Vegetable Oils	2 378	3 913	514 610	882 189
611 Leathers	12 155	24 149	204 067	399 320
282 Waste And Scrap Metal Of Iron/steel	237 080	891 118	88 134	320 318
247 Wood In The Rough Or Roughly Squared LAINNYA	0 1 165	75 000 3 823	0 22 438	25 141 53 414
SUB TOTAL	252 907	1 006 431	904 105	3 312 848

**I.6 IMPOR KOMODITI MENURUT NEGARA ASAL / IMPORT BY COUNTRY OF ORIGIN
DAN LIMA GOLONGAN BARANG (SITC) UTAMA / AND FIVE MAJOR SITC COMMODITY GROUP
** JUNI / JUNE 2010 ****

Negara Asal/SITC/Uraian Golongan Barang <i>Country of Origin/SITC/group Description</i>	Berat Bersih / <i>Net Weight (Kg)</i>		Nilai CIF / <i>CIF Value (US\$)</i>	
	Bulan ini <i>Current month</i>	Kumulatif <i>Cum. Jan to date</i>	Bulan ini <i>Current month</i>	Kumulatif <i>Cum. Jan to date</i>
HAITI				
282 Waste And Scrap Metal Of Iron/steel	0	270 660	0	82 551
841 Men's Coats/jackets, Not Knitted	0	540	0	8 333
551 Essential Oils, Perfumes, And Flavour Materials	50	60	2 085	3 268
843 Men's Coats/jackets, Knitted	0	3	0	96
LAINNYA	0	0	0	0
SUB TOTAL	50	271 263	2 085	94 248
BARBADOS				
513 Carboxylic Acids,and Their Anhydrides,halides,peroxides	0	23 100	0	46 315
LAINNYA	0	0	0	0
SUB TOTAL	0	23 100	0	46 315
ANTIGUA AND BARBUDA				
641 Papers And Paperboards	142	142	1 944	1 944
673 Flat Rolled Products, Not Clad	0	332	0	1 442
743 Pumps, Compressors, Fans, Blowers, Centrifuges, And Parts	0	36	0	1 069
629 Articles Of Rubbers	0	27	0	278
554 Soap,cleansing And Polishing Preparations	5	5	92	92
LAINNYA	4	4	36	36
SUB TOTAL	151	546	2 072	4 861
ANGUILLA				
743 Pumps, Compressors, Fans, Blowers, Centrifuges, And Parts	0	27	0	2 807
LAINNYA	0	0	0	0
SUB TOTAL	0	27	0	2 807
ARUBA				
251 Pulp And Waste Paper	0	322 952	0	59 038
LAINNYA	0	0	0	0
SUB TOTAL	0	322 952	0	59 038
BERMUDA				
342 Liquefied Propane And Butane	0	46 442 300	0	34 267 542
641 Papers And Paperboards	28	28	192	192
LAINNYA	0	0	0	0
SUB TOTAL	28	46 442 328	192	34 267 734
CAPE VERDE				
743 Pumps, Compressors, Fans, Blowers, Centrifuges, And Parts	0	1	0	10
LAINNYA	0	0	0	0
SUB TOTAL	0	1	0	10
CAYMAN ISLANDS				
582 Plates, Sheets, And Film Of Plastics	0	1 607	0	4 702
LAINNYA	0	0	0	0

**I.6 IMPOR KOMODITI MENURUT NEGARA ASAL / IMPORT BY COUNTRY OF ORIGIN
DAN LIMA GOLONGAN BARANG (SITC) UTAMA / AND FIVE MAJOR SITC COMMODITY GROUP
** JUNI / JUNE 2010 ****

Negara Asal/SITC/Uraian Golongan Barang <i>Country of Origin/SITC/group Description</i>	Berat Bersih / <i>Net Weight (Kg)</i>		Nilai CIF / <i>CIF Value (US\$)</i>	
	Bulan ini <i>Current month</i>	Kumulatif <i>Cum. Jan to date</i>	Bulan ini <i>Current month</i>	Kumulatif <i>Cum. Jan to date</i>
SUB TOTAL	0	1 607	0	4 702
DOMINICA				
575 Other Plastics In Primary Forms	0	66 000	0	85 428
121 Tobacco, Unmanufactured And Refused	7 572	30 204	9 843	39 263
845 Articles Of Apparel	0	9	0	291
LAINNYA	0	0	0	0
SUB TOTAL	7 572	96 213	9 843	124 982
FRENCH POLYNESIA				
679 Tubes, Pipes, Hollow Profile, Pipe Fitting Of Iron/steel	44	44	360	360
LAINNYA	0	0	0	0
SUB TOTAL	44	44	360	360
GRENADA				
658 Made-up Articles, Wholly/chiefly Of Textile Materials	0	56 265	0	53 807
LAINNYA	0	0	0	0
SUB TOTAL	0	56 265	0	53 807
NETHERLANDS ANTILLES				
874 Measuring, Checking, Analysing, And Controlling Instrument A	0	617	0	88 052
575 Other Plastics In Primary Forms	12 000	12 000	60 000	60 000
334 Petroleum Products, Refined	33 000	33 000	43 971	43 971
641 Papers And Paperboards	69	3 865	1 248	26 594
679 Tubes, Pipes, Hollow Profile, Pipe Fitting Of Iron/steel	0	950	0	25 895
LAINNYA	1 726	43 924	24 667	64 855
SUB TOTAL	46 795	94 356	129 886	309 367
NORFOLK ISLANDS				
598 Miscellaneous Chemical Products	13 200	63 600	85 878	383 094
634 Veneers,plywood,improved/reconstituted Wood Worked	8 761	34 857	35 834	111 483
LAINNYA	0	0	0	0
SUB TOTAL	21 961	98 457	121 712	494 577
SAINT LUCIA				
772 Electrical Apparatus For Making And Breaking Electrical Circ	0	2 171	0	52 272
778 Electrical Machinery And Apparatus	0	31	0	1 230
LAINNYA	0	0	0	0
SUB TOTAL	0	2 202	0	53 502
GUADELOUPE				
746 Ball Or Roller Bearings	236	236	10 950	10 950
728 Other Machines And Equipment Specialized For Particular Indu	19	19	1 922	1 922
694 Nails, Screws, Nuts, Bolts, Rivets Of Iron/steel Or Copper	0	1	0	1
LAINNYA	0	0	0	0
SUB TOTAL	255	256	12 872	12 873
SAINT KITTS AND NEVIS				
694 Nails, Screws, Nuts, Bolts, Rivets Of Iron/steel Or Copper	0	4	0	193
841 Men's Coats/jackets, Not Knitted	0	6	0	137
LAINNYA	0	0	0	0

I.6 IMPOR KOMODITI MENURUT NEGARA ASAL / IMPORT BY COUNTRY OF ORIGIN
DAN LIMA GOLONGAN BARANG (SITC) UTAMA / AND FIVE MAJOR SITC COMMODITY GROUP
**** JUNI / JUNE 2010 ****

Negara Asal/SITC/Uraian Golongan Barang <i>Country of Origin/SITC/group Description</i>	Berat Bersih / <i>Net Weight (Kg)</i>		Nilai CIF / <i>CIF Value (US\$)</i>	
	Bulan ini <i>Current month</i>	Kumulatif <i>Cum. Jan to date</i>	Bulan ini <i>Current month</i>	Kumulatif <i>Cum. Jan to date</i>
SUB TOTAL	0	10	0	330
UNITED KINGDOM				
792 Aircraft And Associated Equipments And Parts	7 929	40 712	58 252 249	63 295 908
251 Pulp And Waste Paper	34 774 048	156 619 160	8 954 227	34 154 414
782 Motor Vehicle For The Transportation Of Goods	523 245	2 952 117	5 225 662	30 676 710
793 Ships, Boats, And Floating Structures	259	166 685	9 259	30 165 905
282 Waste And Scrap Metal Of Iron/steel	7 462 260	83 450 820	3 349 948	28 976 319
LAINNYA	9 791 485	77 722 452	56 089 913	300 241 570
SUB TOTAL	52 559 226	320 951 946	131 881 258	487 510 826
NETHERLANDS				
022 Milk,cream, And Milk Products Other Than Butter Or Cheese	3 151 009	18 047 585	7 418 978	41 740 246
334 Petroleum Products, Refined	1 528 786	43 763 925	1 562 539	33 850 006
098 Edible Products And Preparations	776 618	4 179 286	4 721 431	28 190 967
251 Pulp And Waste Paper	23 455 880	126 412 716	5 587 828	27 081 952
898 Musical Instrument And Parts/accessories	251	2 182	3 931	13 077 943
LAINNYA	9 646 759	58 256 682	41 013 022	208 770 704
SUB TOTAL	38 559 303	250 662 376	60 307 729	352 711 818
FRANCE				
792 Aircraft And Associated Equipments And Parts	843	80 089	341 557	56 353 042
022 Milk,cream, And Milk Products Other Than Butter Or Cheese	3 221 593	21 209 151	6 712 833	43 359 133
772 Electrical Apparatus For Making And Breaking Electrical Circ	118 362	1 205 318	2 981 851	27 680 024
542 Medicaments, Including Veterinary Medicaments	11 017	101 169	2 563 044	16 449 476
723 Civil Engineering And Contractor Plants And Equipments/parts	315 604	1 162 107	4 309 812	15 395 295
LAINNYA	21 978 799	121 145 146	55 409 248	313 109 844
SUB TOTAL	25 646 218	144 902 980	72 318 345	472 346 814
GERMANY, FED. REP. OF				
728 Other Machines And Equipment Specialized For Particular Indu	782 557	2 469 057	7 968 301	87 352 593
679 Tubes, Pipes, Hollow Profile, Pipe Fitting Of Iron/steel	2 288 094	5 669 242	18 106 888	58 526 822
745 Other Non-electical Machinery, Tools, And Mechanical Apparat	203 303	1 138 774	5 507 220	49 558 902
716 Rotating Electric Plants And Parts	248 093	2 147 140	3 962 749	46 690 128
713 Internal Combustion Piston Engines And Parts	255 825	1 161 614	15 550 492	45 268 614
LAINNYA	57 514 452	318 500 422	228 673 096	1 069 435 532
SUB TOTAL	61 292 324	331 086 249	279 768 746	1 356 832 591
AUSTRIA				
776 Thermionic, Cold Cathode, And Photo Cathode Valves/tubes	17 188	114 905	8 447 968	54 735 494
641 Papers And Paperboards	382 974	10 337 303	775 909	12 115 520
772 Electrical Apparatus For Making And Breaking Electrical Circ	8 630	68 606	560 511	5 976 662
728 Other Machines And Equipment Specialized For Particular Indu	222	93 393	16 902	3 570 352
716 Rotating Electric Plants And Parts	45	126 161	4 697	3 307 321
LAINNYA	1 355 833	9 564 261	6 517 746	44 975 559
SUB TOTAL	1 764 892	20 304 629	16 323 733	124 680 908
BELGIUM				
515 Organo-inorganic And Heterocyclic Compounds	1 956 713	9 715 548	7 250 280	42 003 663
675 Flat Rolled Products And Alloy Steels	3 058 833	8 118 195	6 290 234	17 411 835
793 Ships, Boats, And Floating Structures	0	69 068	0	16 080 136

**I.6 IMPOR KOMODITI MENURUT NEGARA ASAL / IMPORT BY COUNTRY OF ORIGIN
DAN LIMA GOLONGAN BARANG (SITC) UTAMA / AND FIVE MAJOR SITC COMMODITY GROUP
** JUNI / JUNE 2010 ****

Negara Asal/SITC/Uraian Golongan Barang <i>Country of Origin/SITC/group Description</i>	Berat Bersih / <i>Net Weight (Kg)</i>		Nilai CIF / <i>CIF Value (US\$)</i>	
	Bulan ini <i>Current month</i>	Kumulatif <i>Cum. Jan to date</i>	Bulan ini <i>Current month</i>	Kumulatif <i>Cum. Jan to date</i>
251 Pulp And Waste Paper	15 069 800	62 691 241	3 495 006	13 643 914
724 Textile/leather Machinery And Parts	280 066	1 036 503	2 783 723	11 514 158
LAINNYA	25 788 953	131 063 403	30 628 946	184 831 912
SUB TOTAL	46 154 365	212 693 958	50 448 189	285 485 618
SWITZERLAND				
714 Engines And Motors, Non-electric And Parts	3 739	32 718	1 920 318	29 543 569
515 Organo-inorganic And Heterocyclic Compounds	41 974	208 368	4 588 306	15 503 949
533 Pigments, Paints, Varnishes, And Related Materials	66 516	463 743	1 744 910	15 320 471
541 Medicinal And Pharmaceutical Products	22 299	225 408	3 645 618	14 586 154
551 Essential Oils, Perfumes, And Flavour Materials	92 949	485 352	2 264 138	12 705 741
LAINNYA	1 576 671	24 575 588	20 672 858	140 808 552
SUB TOTAL	1 804 148	25 991 177	34 836 148	228 468 436
LUXEMBOURG				
676 Iron/steel Bars, Rods, Angels, Shaped And Sections	25 583	455 129	25 082	752 328
749 Non-electric Parts And Accessories Of Machineries	4 403	25 043	102 018	641 661
245 Fuel Wood And Wood Charcoal	460 000	2 277 000	104 038	491 748
657 Special Yarns, textile Fabrics	3 267	31 379	31 126	258 536
728 Other Machines And Equipment Specialized For Particular Indu	0	558	0	182 223
LAINNYA	41 945	440 748	117 769	313 982
SUB TOTAL	535 198	3 229 857	380 033	2 640 478
GIBRALTAR				
682 Copper	0	50 239	0	215 023
LAINNYA	0	0	0	0
SUB TOTAL	0	50 239	0	215 023
MONACO				
553 Perfumery, Cosmetics, And Toilet Preparations	321	3 741	9 764	128 106
551 Essential Oils, Perfumes, And Flavour Materials	226	860	1 949	10 269
541 Medicinal And Pharmaceutical Products	36	710	300	8 623
657 Special Yarns, textile Fabrics	71	71	4 435	4 435
575 Other Plastics In Primary Forms	0	108	0	1 395
LAINNYA	71	75	654	859
SUB TOTAL	725	5 565	17 102	153 687
DENMARK				
728 Other Machines And Equipment Specialized For Particular Indu	2 205	316 292	50 492	8 175 649
727 Food Processing Machines And Parts	18 370	168 833	1 376 996	7 323 997
542 Medicaments, Including Veterinary Medicaments	2 327	18 230	992 018	6 765 193
022 Milk, cream, And Milk Products Other Than Butter Or Cheese	480 000	1 617 550	1 802 448	5 754 320
741 Heating And Cooling Equipments And Parts	16 747	259 347	266 824	5 125 824
LAINNYA	3 314 464	11 017 716	5 863 687	29 652 790
SUB TOTAL	3 834 113	13 397 968	10 352 465	62 797 773
NORWAY				
793 Ships, Boats, And Floating Structures	0	25 892 306	0	115 525 927
718 Other Power Generating Machines And Parts	86	565 311	3 087	27 083 167

I.6 IMPOR KOMODITI MENURUT NEGARA ASAL / IMPORT BY COUNTRY OF ORIGIN
DAN LIMA GOLONGAN BARANG (SITC) UTAMA / AND FIVE MAJOR SITC COMMODITY GROUP
**** JUNI / JUNE 2010 ****

Negara Asal/SITC/Uraian Golongan Barang <i>Country of Origin/SITC/group Description</i>	Berat Bersih / <i>Net Weight (Kg)</i>		Nilai CIF / <i>CIF Value (US\$)</i>	
	Bulan ini <i>Current month</i>	Kumulatif <i>Cum. Jan to date</i>	Bulan ini <i>Current month</i>	Kumulatif <i>Cum. Jan to date</i>
562 Fertilizers, Manufactured	7 103 055	44 785 013	3 658 535	20 842 757
744 Mechanical Handling Equipments And Parts	0	240 538	0	5 129 761
251 Pulp And Waste Paper	3 942 084	17 881 690	2 004 238	5 107 485
LAINNYA	2 352 435	9 746 284	4 850 784	32 835 279
SUB TOTAL	13 397 660	99 111 142	10 516 644	206 524 376
SWEDEN				
764 Telecommunication Equipments And Parts	102 135	506 213	17 382 262	101 297 150
782 Motor Vehicle For The Transportation Of Goods	1 633 470	4 811 388	16 707 633	46 166 285
251 Pulp And Waste Paper	7 819 194	34 792 568	5 643 728	26 793 856
641 Papers And Paperboards	4 459 596	20 733 616	3 599 160	18 012 193
783 Road Motor Vehicles	255 726	949 016	2 729 458	11 185 813
LAINNYA	5 248 951	26 411 940	23 831 713	125 450 371
SUB TOTAL	19 519 072	88 204 741	69 893 954	328 905 668
FINLAND				
764 Telecommunication Equipments And Parts	130 395	282 238	31 819 864	59 754 875
641 Papers And Paperboards	2 377 155	14 260 177	2 330 416	14 247 227
725 Papermill/pulpmill Machinery And Paper Cutting Machines	6 608	174 264	564 746	6 960 915
251 Pulp And Waste Paper	710 740	11 294 935	376 774	6 222 310
741 Heating And Cooling Equipments And Parts	226	143 396	4 225	5 413 032
LAINNYA	1 385 891	7 245 034	6 611 818	45 471 152
SUB TOTAL	4 611 015	33 400 044	41 707 843	138 069 511
IRELAND				
098 Edible Products And Preparations	58 698	330 006	2 000 053	7 728 209
542 Medicaments, Including Veterinary Medicaments	5 681	18 362	1 956 920	6 819 324
022 Milk,cream, And Milk Products Other Than Butter Or Cheese	639 000	2 127 899	1 951 036	6 421 301
752 Automatic Data Processing Machines And Their Units	1 189	15 071	765 547	4 956 598
551 Essential Oils, Perfumes, And Flavour Materials	52 256	450 515	397 711	3 759 104
LAINNYA	1 170 329	4 740 634	2 141 803	15 236 042
SUB TOTAL	1 927 153	7 682 487	9 213 070	44 920 578
ITALY				
728 Other Machines And Equipment Specialized For Particular Indu	248 505	2 636 793	3 864 706	54 493 145
745 Other Non-electical Machinery, Tools, And Mechanical Appar	80 317	524 127	2 212 187	32 373 251
251 Pulp And Waste Paper	24 055 750	154 869 496	5 408 756	30 337 942
727 Food Processing Machines And Parts	24 716	625 110	1 020 785	23 904 371
679 Tubes, Pipes, Hollow Profile, Pipe Fitting Of Iron/steel	8 505 638	9 651 828	16 226 944	20 459 634
LAINNYA	9 699 348	55 228 910	49 714 220	275 660 399
SUB TOTAL	42 614 274	223 536 264	78 447 598	437 228 742
SPAIN				
562 Fertilizers, Manufactured	0	19 900 000	0	13 930 000
625 Rubber Tyre,tyre Cases,tyre Treads,inner Tubes, And Tyre Fla	234 468	1 324 928	1 569 274	8 735 056
533 Pigments, Paints, Varnishes, And Related Materials	1 307 723	5 229 498	2 045 642	8 085 317
745 Other Non-electical Machinery, Tools, And Mechanical Appar	39 563	125 868	2 042 267	6 740 757
541 Medicinal And Pharmaceutical Products	15 243	143 010	1 136 523	6 674 697
LAINNYA	9 397 205	39 048 254	20 941 253	115 731 305
SUB TOTAL	10 994 202	65 771 558	27 734 959	159 897 132
PORTUGAL				

**1.6 IMPOR KOMODITI MENURUT NEGARA ASAL / IMPORT BY COUNTRY OF ORIGIN
DAN LIMA GOLONGAN BARANG (SITC) UTAMA / AND FIVE MAJOR SITC COMMODITY GROUP
** JUNI / JUNE 2010 ****

Negara Asal/SITC/Uraian Golongan Barang <i>Country of Origin/SITC/group Description</i>	Berat Bersih / <i>Net Weight (Kg)</i>		Nilai CIF / <i>CIF Value (US\$)</i>	
	Bulan ini <i>Current month</i>	Kumulatif <i>Cum. Jan to date</i>	Bulan ini <i>Current month</i>	Kumulatif <i>Cum. Jan to date</i>
726 Printing/book Binding Machinery And Parts	0	119 000	0	1 606 444
845 Articles Of Apparel	3 874	25 588	220 255	1 389 129
251 Pulp And Waste Paper	753 620	5 416 450	173 702	1 165 590
844 Women's Coats/jackets, Knitted	1 159	8 829	68 150	518 460
059 Fruit And Vegetable Juices	18 550	222 600	33 019	328 801
LAINNYA	356 943	760 782	812 547	2 849 708
SUB TOTAL	1 134 146	6 553 249	1 307 673	7 858 132
ICELAND				
542 Medicaments, Including Veterinary Medicaments	0	788	0	601 338
411 Animal Oils And Fats	7 600	28 596	25 141	105 890
671 Pig Iron,spiegeleisen,sponge Iron, And Ferro-alloys	0	24 000	0	55 920
773 Equipment For Distributing Electricity	0	300	0	4 774
629 Articles Of Rubbers	6	63	97	1 853
LAINNYA	29	32	3 028	3 133
SUB TOTAL	7 635	53 779	28 266	772 908
MONTSERRAT				
743 Pumps, Compressors, Fans, Blowers, Centrifuges, And Parts	105	105	10 500	10 500
663 Mineral Manufactures	0	2 989	0	9 155
745 Other Non-electical Machinery, Tools, And Mechanical Apparatus	0	490	0	1 501
776 Thermionic, Cold Cathode, And Photo Cathode Valves/tubes	0	15	0	1 339
772 Electrical Apparatus For Making And Breaking Electrical Circ	0	360	0	1 102
LAINNYA	0	159	0	481
SUB TOTAL	105	4 118	10 500	24 078
GREECE				
263 Cotton	2 360 657	9 418 223	4 333 810	16 418 108
121 Tobacco, Unmanufactured And Refused	41 580	1 436 020	286 901	10 430 467
251 Pulp And Waste Paper	6 710 162	22 856 873	1 544 798	4 599 120
741 Heating And Cooling Equipments And Parts	36 647	63 302	201 989	377 834
273 Stone, Sand And Gravel	22 500	738 304	6 200	209 647
LAINNYA	239 227	861 566	314 723	1 217 786
SUB TOTAL	9 410 773	35 374 288	6 688 421	33 252 962
VATICAN CITY STATE				
652 Cotton Fabrics, Woven	0	59	0	1 844
684 Alumunium	0	27	0	1 246
LAINNYA	0	0	0	0
SUB TOTAL	0	86	0	3 090
ANDORRA				
743 Pumps, Compressors, Fans, Blowers, Centrifuges, And Parts	0	400	0	14 233
764 Telecommunication Equipments And Parts	19	19	5 070	5 070
778 Electrical Machinery And Apparatus	1	1	10	10
776 Thermionic, Cold Cathode, And Photo Cathode Valves/tubes	1	1	1	1
LAINNYA	0	0	0	0
SUB TOTAL	21	421	5 081	19 314
LIECHTENSTEIN				
772 Electrical Apparatus For Making And Breaking Electrical Circ	283	292	10 400	10 850
776 Thermionic, Cold Cathode, And Photo Cathode Valves/tubes	78	155	2 856	6 732

**I.6 IMPOR KOMODITI MENURUT NEGARA ASAL / IMPORT BY COUNTRY OF ORIGIN
DAN LIMA GOLONGAN BARANG (SITC) UTAMA / AND FIVE MAJOR SITC COMMODITY GROUP
** JUNI / JUNE 2010 ****

Negara Asal/SITC/Uraian Golongan Barang <i>Country of Origin/SITC/group Description</i>	Berat Bersih / <i>Net Weight (Kg)</i>		Nilai CIF / <i>CIF Value (US\$)</i>	
	Bulan ini <i>Current month</i>	Kumulatif <i>Cum. Jan to date</i>	Bulan ini <i>Current month</i>	Kumulatif <i>Cum. Jan to date</i>
522 Inorganic Chemical Elements, Oxides And Halogen Salts	0	12	0	4 252
874 Measuring, Checking, Analysing, And Controlling Instrument A	0	1	0	1 329
778 Electrical Machinery And Apparatus	4	11	618	1 236
LAINNYA	1	89	241	1 858
SUB TOTAL	366	560	14 115	26 257
DEMOCRATIC REP. OF THE CONGO				
292 Crude Vegetable Materials	159 682	556 980	362 477	2 164 343
634 Veneers,plywood,improved/reconstituted Wood Worked	0	197	0	728
778 Electrical Machinery And Apparatus	0	81	0	648
893 Article Of Plastics	0	59	0	84
LAINNYA	0	0	0	0
SUB TOTAL	159 682	557 317	362 477	2 165 803
HUNGARY				
764 Telecommunication Equipments And Parts	25 654	113 267	11 866 426	53 347 635
778 Electrical Machinery And Apparatus	15 811	110 409	572 889	2 313 012
282 Waste And Scrap Metal Of Iron/steel	2 392 560	5 526 505	988 221	2 070 341
541 Medicinal And Pharmaceutical Products	2 091	34 152	400 886	1 779 653
714 Engines And Motors, Non-electric And Parts	483	3 592	167 577	1 494 600
LAINNYA	100 401	1 009 379	1 028 894	6 407 555
SUB TOTAL	2 537 000	6 797 304	15 024 893	67 412 796
POLAND				
553 Perfumery, Cosmetics, And Toilet Preparations	32 203	258 530	327 637	2 914 284
778 Electrical Machinery And Apparatus	257 622	419 742	1 352 955	2 568 777
022 Milk,cream, And Milk Products Other Than Butter Or Cheese	350 000	1 725 000	351 736	1 850 671
641 Papers And Paperboards	3 106	2 153 744	28 186	1 775 945
772 Electrical Apparatus For Making And Breaking Electrical Circ	1 098	27 589	27 841	1 648 433
LAINNYA	196 604	1 144 725	1 632 122	8 657 060
SUB TOTAL	840 633	5 729 330	3 720 477	19 415 170
ROMANIA				
746 Ball Or Roller Bearings	15 723	87 225	144 056	840 892
747 Taps, Cocks, And Valves For Pipes	0	82 310	0	714 031
542 Medicaments, Including Veterinary Medicaments	0	1 693	0	442 838
653 Fabrics, Woven, Of Man-made Fibres	12 870	24 360	264 832	441 914
764 Telecommunication Equipments And Parts	0	9 155	0	327 874
LAINNYA	53 934	1 609 077	497 383	2 752 246
SUB TOTAL	82 527	1 813 820	906 271	5 519 795
BULGARIA				
523 Metallicsalts And Peroxysalts	27 995 553	48 651 375	4 820 389	8 105 071
121 Tobacco, Unmanufactured And Refused	251 828	251 828	1 855 972	1 855 972
075 Spices	110 425	4 538 506	41 606	1 423 117
776 Thermionic, Cold Cathode, And Photo Cathode Valves/tubes	21	111	166 273	1 003 702
575 Other Plastics In Primary Forms	0	471 024	0	974 265
LAINNYA	307 725	814 133	577 387	2 567 110

**I.6 IMPOR KOMODITI MENURUT NEGARA ASAL / IMPORT BY COUNTRY OF ORIGIN
DAN LIMA GOLONGAN BARANG (SITC) UTAMA / AND FIVE MAJOR SITC COMMODITY GROUP
** JUNI / JUNE 2010 ****

Negara Asal/SITC/Uraian Golongan Barang <i>Country of Origin/SITC/group Description</i>	Berat Bersih / <i>Net Weight (Kg)</i>		Nilai CIF / <i>CIF Value (US\$)</i>	
	Bulan ini <i>Current month</i>	Kumulatif <i>Cum. Jan to date</i>	Bulan ini <i>Current month</i>	Kumulatif <i>Cum. Jan to date</i>
SUB TOTAL	28 665 552	54 726 977	7 461 627	15 929 237
SERBIA				
746 Ball Or Roller Bearings	2	34	46	258
724 Textile/leather Machinery And Parts	0	1	0	71
772 Electrical Apparatus For Making And Breaking Electrical Circ	0	1	0	12
LAINNYA	0	0	0	0
SUB TOTAL	2	36	46	341
ALBANIA				
752 Automatic Data Processing Machines And Their Units	0	8 225	0	245 000
851 Footwears	24	170	1 234	8 135
845 Articles Of Apparel	0	3	0	180
LAINNYA	0	0	0	0
SUB TOTAL	24	8 398	1 234	253 315
ARMENIA				
728 Other Machines And Equipment Specialized For Particular Indu	0	9 656	0	22 195
874 Measuring, Checking, Analysing, And Controlling Instrument A	0	357	0	9 066
726 Printing/book Binding Machinery And Parts	0	3 807	0	8 750
741 Heating And Cooling Equipments And Parts	0	1 740	0	4 000
LAINNYA	0	0	0	0
SUB TOTAL	0	15 560	0	44 011
AZERBAIJAN				
333 Petroleum Oil, Crude	133 647 535	769 699 360	75 593 979	451 071 975
684 Alumunium	0	297 766	0	634 923
LAINNYA	0	0	0	0
SUB TOTAL	133 647 535	769 997 126	75 593 979	451 706 898
BELARUS				
562 Fertilizers, Manufactured	9 000 000	110 612 635	3 771 250	47 217 829
625 Rubber Tyre,tyre Cases,tyre Treads,inner Tubes, And Tyre Fla	48 740	352 742	156 988	1 405 578
592 Starches, Inulin, And Wheat Glutenal Buminoidal Substances; G	0	150 000	0	1 150 003
695 Tools For Used In The Hand Or In Machines	11	324	285	6 213
872 Medical Instruments And Appliances	27	27	4 483	4 483
LAINNYA	0	386	0	2 479
SUB TOTAL	9 048 778	111 116 114	3 933 006	49 786 585
KAZAKHSTAN				
684 Alumunium	611 999	2 083 863	1 523 869	4 971 753
686 Zinc	0	101 242	0	232 591
263 Cotton	0	187 265	0	64 124
671 Pig Iron,spiegeleisen,sponge Iron, And Ferro-alloys	0	1 760	0	9 200
LAINNYA	0	0	0	0
SUB TOTAL	611 999	2 374 130	1 523 869	5 277 668
KYRGYZSTAN				
684 Alumunium	0	725 760	0	1 554 433
651 Textile Yarns	3 155	64 132	14 035	155 536
591 Disinfectants, Insecticides, And Fungicides Put In Forms	0	31 804	0	129 480
515 Organo-inorganic And Heterocyclic Compounds	0	20 000	0	74 000
641 Papers And Paperboards	0	23 723	0	58 453
LAINNYA	3	28 434	190	59 464

I.6 IMPOR KOMODITI MENURUT NEGARA ASAL / IMPORT BY COUNTRY OF ORIGIN
DAN LIMA GOLONGAN BARANG (SITC) UTAMA / AND FIVE MAJOR SITC COMMODITY GROUP
**** JUNI / JUNE 2010 ****

Negara Asal/SITC/Uraian Golongan Barang <i>Country of Origin/SITC/group Description</i>	Berat Bersih / <i>Net Weight (Kg)</i>		Nilai CIF / <i>CIF Value (US\$)</i>	
	Bulan ini <i>Current month</i>	Kumulatif <i>Cum. Jan to date</i>	Bulan ini <i>Current month</i>	Kumulatif <i>Cum. Jan to date</i>
SUB TOTAL	3 158	893 853	14 225	2 031 366
MOLDOVA, REPUBLIC OF				
873 Meters And Counters	223	1 273	15 334	78 221
842 Women's Coats/jacket, Not Knitted	2	113	83	3 808
775 Household Type, Electrical/non-electrical Equipments	29	76	1 210	3 153
844 Women's Coats/jackets, Knitted	0	51	0	2 034
LAINNYA	0	0	0	0
SUB TOTAL	254	1 513	16 627	87 216
TAJKIKISTAN				
684 Alumunium	254 641	1 475 522	465 484	2 532 183
653 Fabrics, Woven, Of Man-made Fibres	1 073	1 073	17 474	17 474
775 Household Type, Electrical/non-electrical Equipments	2 152	2 152	8 102	8 102
764 Telecommunication Equipments And Parts	2	2	239	239
784 Parts And Accessories Of The Motor Vehicles	0	1	0	3
LAINNYA	0	0	0	0
SUB TOTAL	257 868	1 478 750	491 299	2 558 001
TURKMENISTAN				
263 Cotton	0	250 800	0	456 387
LAINNYA	0	0	0	0
SUB TOTAL	0	250 800	0	456 387
UKRAINE				
672 Ingots And Other Iron/steel In Primary Forms	84 760 584	373 414 845	50 910 973	195 024 292
673 Flat Rolled Products, Not Clad	348 758	35 609 621	257 390	23 250 287
562 Fertilizers, Manufactured	0	56 500 000	0	22 990 500
675 Flat Rolled Products And Alloy Steels	3 246 568	10 049 144	2 680 238	7 556 151
597 Additive For Mineral Oils	5 527 477	5 527 477	5 787 268	5 787 268
LAINNYA	7 670 542	31 547 613	3 514 496	15 025 201
SUB TOTAL	101 553 929	512 648 700	63 150 365	269 633 699
UZBEKISTAN				
263 Cotton	0	1 048 323	0	1 816 271
523 Metallicsalts And Peroxysalts	0	226 050	0	461 310
LAINNYA	0	0	0	0
SUB TOTAL	0	1 274 373	0	2 277 581
LITHUANIA				
041 Wheat And Meslin, Unmilled	0	28 326 790	0	8 639 671
562 Fertilizers, Manufactured	0	4 622 500	0	2 350 380
625 Rubber Tyre,tyre Cases,tyre Treads,inner Tubes, And Tyre Fla	42 696	315 144	308 730	2 268 235
282 Waste And Scrap Metal Of Iron/steel	1 327 820	3 820 110	633 370	1 550 143
022 Milk,cream, And Milk Products Other Than Butter Or Cheese	0	100.000	0	117.500
LAINNYA	9.096	149.531	12.369	97.112
SUB TOTAL	1.379.612	37.334.075	954.469	15.023.041
LATVIA				
232 Synthetic Rubber Latex, Synthetic/reclaimed Rubber	0	108.000	0	326.808
282 Waste And Scrap Metal Of Iron/steel	325.220	325.220	151.227	151.227
848 Articles Of Apparel And Clothing Accessories Of Other Than T	0	3.478	0	88.880
764 Telecommunication Equipments And Parts	37	62	16.243	31.419

**I.6 IMPOR KOMODITI MENURUT NEGARA ASAL / IMPORT BY COUNTRY OF ORIGIN
DAN LIMA GOLONGAN BARANG (SITC) UTAMA / AND FIVE MAJOR SITC COMMODITY GROUP
** JUNI / JUNE 2010 ****

Negara Asal/SITC/Uraian Golongan Barang <i>Country of Origin/SITC/group Description</i>	Berat Bersih / <i>Net Weight (Kg)</i>		Nilai CIF / <i>CIF Value (US\$)</i>	
	Bulan ini <i>Current month</i>	Kumulatif <i>Cum. Jan to date</i>	Bulan ini <i>Current month</i>	Kumulatif <i>Cum. Jan to date</i>
248 Wood, simply Worked And Railway Sleeper Of Wood	0	23.500	0	12.175
LAINNYA	111	1.461	2.667	39.273
SUB TOTAL	325.368	461.721	170.137	649.782
ESTONIA				
641 Papers And Paperboards	363.425	1.170.418	244.747	926.294
282 Waste And Scrap Metal Of Iron/steel	0	437.200	0	135.532
725 Papermill/pulpmill Machinery And Paper Cutting Machines	1.244	1.244	79.393	79.393
251 Pulp And Waste Paper	0	251.220	0	44.466
541 Medicinal And Pharmaceutical Products	0	3.000	0	43.897
LAINNYA	710	5.432	36.708	121.271
SUB TOTAL	365.379	1.868.514	360.848	1.350.853
GEORGIA				
672 Ingots And Other Iron/steel In Primary Forms	984.960	1.915.200	543.205	1.056.232
282 Waste And Scrap Metal Of Iron/steel	0	359.310	0	138.283
744 Mechanical Handling Equipments And Parts	0	6.868	0	120.000
629 Articles Of Rubbers	229	724	20.602	66.328
679 Tubes, Pipes, Hollow Profile, Pipe Fitting Of Iron/steel	0	27.886	0	40.523
LAINNYA	26.128	54.116	19.814	84.323
SUB TOTAL	1.011.317	2.364.104	583.621	1.505.689
CROATIA				
737 Metalworking Machinery And Parts	17.828	142.498	147.232	505.831
121 Tobacco, Unmanufactured And Refused	0	99.000	0	464.310
248 Wood, simply Worked And Railway Sleeper Of Wood	107.400	581.500	45.933	425.344
661 Lime, cement And Fabricated Construction Materials	126.000	231.000	73.023	129.443
515 Organo-inorganic And Heterocyclic Compounds	0	80	0	23.219
LAINNYA	347	4.361	5.196	33.878
SUB TOTAL	251.575	1.058.439	271.384	1.582.025
BOSNIA AND HERZEGOVINA				
851 Footwears	0	54	0	7.470
775 Household Type, Electrical/non-electrical Equipments	0	146	0	2.000
743 Pumps, Compressors, Fans, Blowers, Centrifuges, And Parts	10	100	230	1.872
571 Polymers Of Ethylene In Primary Forms	0	391	0	1.104
711 Steam And Other Vapour Generating Boilers And Parts	0	58	0	780
LAINNYA	0	24	0	501
SUB TOTAL	10	773	230	13.727
MALTA				
542 Medicaments, Including Veterinary Medicaments	0	891	0	422.628
514 Nitrogen-function Compounds	0	154	0	49.463
579 Waste And Scrap Of Plastics	30.890	115.710	13.168	43.069
657 Special Yarns, textile Fabrics	2.203	2.203	31.492	31.492
741 Heating And Cooling Equipments And Parts	0	623	0	15.300
LAINNYA	3.073	2.033.558	15.306	52.529
SUB TOTAL	36.166	2.153.139	59.966	614.481
SLOVAKIA				
514 Nitrogen-function Compounds	37.500	146.253	108.750	390.500
778 Electrical Machinery And Apparatus	11.187	23.830	80.406	329.115

**I.6 IMPOR KOMODITI MENURUT NEGARA ASAL / IMPORT BY COUNTRY OF ORIGIN
DAN LIMA GOLONGAN BARANG (SITC) UTAMA / AND FIVE MAJOR SITC COMMODITY GROUP
** JUNI / JUNE 2010 ****

Negara Asal/SITC/Uraian Golongan Barang <i>Country of Origin/SITC/group Description</i>	Berat Bersih / <i>Net Weight (Kg)</i>		Nilai CIF / <i>CIF Value (US\$)</i>	
	Bulan ini <i>Current month</i>	Kumulatif <i>Cum. Jan to date</i>	Bulan ini <i>Current month</i>	Kumulatif <i>Cum. Jan to date</i>
772 Electrical Apparatus For Making And Breaking Electrical Circ	1.199	6.631	123.188	234.749
081 Feeding Stuff For Animals	36.000	342.000	18.720	177.840
737 Metalworking Machinery And Parts	53	10.435	4.257	150.034
LAINNYA	57.372	979.451	285.913	1.350.282
SUB TOTAL	143.311	1.508.600	621.234	2.632.520
SLOVENIA				
641 Papers And Paperboards	100.704	457.743	369.273	2.906.767
778 Electrical Machinery And Apparatus	79.356	221.093	150.938	560.780
282 Waste And Scrap Metal Of Iron/steel	0	983.310	0	304.327
542 Medicaments, Including Veterinary Medicaments	442	1.468	34.436	267.378
541 Medicinal And Pharmaceutical Products	900	1.800	96.750	193.500
LAINNYA	31.027	175.846	180.947	1.073.780
SUB TOTAL	212.429	1.841.260	832.344	5.306.532
CZECH REPUBLIC				
772 Electrical Apparatus For Making And Breaking Electrical Circ	16.282	107.458	603.727	4.442.213
764 Telecommunication Equipments And Parts	8.090	75.787	183.033	4.123.633
514 Nitrogen-function Compounds	259.236	2.043.012	532.517	4.098.092
791 Railway Vehicles And Associated Equipments	0	1.655.455	0	3.392.502
022 Milk,cream, And Milk Products Other Than Butter Or Cheese	0	399.950	0	1.326.234
LAINNYA	640.320	1.982.054	2.162.405	10.705.449
SUB TOTAL	923.928	6.263.716	3.481.682	28.088.123
REP. OF MACEDONIA				
579 Waste And Scrap Of Plastics	0	54.982	0	22.048
842 Women's Coats/jacket, Not Knitted	6	81	136	1.444
845 Articles Of Apparel	4	20	129	825
075 Spices	0	46	0	486
874 Measuring, Checking, Analysing, And Controlling Instrument A	1	1	46	46
LAINNYA	0	2	0	35
SUB TOTAL	11	55.132	311	24.884
RUSSIA FEDERATION				
672 Ingots And Other Iron/steel In Primary Forms	36.562.495	456.729.064	21.216.917	211.179.478
562 Fertilizers, Manufactured	4.753.695	256.599.829	2.053.256	102.716.907
334 Petroleum Products, Refined	30.890.537	89.847.578	19.495.214	59.509.727
333 Petroleum Oil, Crude	0	84.634.864	0	50.747.161
641 Papers And Paperboards	1.380.883	16.023.069	3.279.196	22.945.633
LAINNYA	17.920.957	142.463.790	19.105.599	93.186.631
SUB TOTAL	91.508.567	1.046.298.194	65.150.182	540.285.537

I.7 IMPOR KOMODITI TERTENTU MENURUT NEGARA ASAL UTAMA
CERTAIN COMMODITIES IMPORT BY MAIN COUNTRY OF ORIGIN
**** JUNI / JUNE 2009 ****

Komoditi Commodity	Negara Asal Country of Origin	Berat Bersih / Net Weight (Kg)		Nilai CIF / CIF Value (US\$)	
		Bulan ini Current month	Kumulatif Cum. Jan to date	Bulan ini Current month	Kumulatif Cum. Jan to date
Beras					
	Thailand	34 251 000	95 169 394	11 097 755	43 269 332
	Vietnam	20 000	16 731 101	20 600	9 634 674
	Cina	0	893 900	0	2 681 700
	Pakistan	500 000	2 603 841	171 900	871 222
	Amerika Serikat	140 558	906 700	178 672	864 010
	OTHERS	0	0	0	0
	Sub Total	34 911 558	116 467 684	11 468 927	57 991 400
Jagung					
	Argentina	234 435 570	389 102 368	52 811 274	88 804 320
	India	21 031 032	97 390 292	5 110 490	23 019 604
	Afrika Selatan	25 000 000	41 976 182	5 500 000	9 251 601
	Brazil	0	28 078 554	0	6 833 586
	Amerika Serikat	167 377	10 337 935	105 015	3 028 703
	OTHERS	0	0	0	0
	Sub Total	280 722 547	574 326 609	63 721 912	133 692 990
Kedelai					
	Amerika Serikat	115 124 150	898 863 133	52 077 285	414 784 924
	Malaysia	6 857 089	30 745 671	5 517 922	22 866 745
	Argentina	27 730 510	28 099 162	12 395 675	12 538 209
	Kanada	0	2 895 131	0	1 368 361
	Brazil	1 271 461	1 271 461	574 696	574 696
	OTHERS	0	0	0	0
	Sub Total	151 099 359	962 368 059	70 691 457	452 587 150
Biji Gandum dan Meslin					
	Australia	350 802 901	1 547 406 006	91 620 873	404 724 591
	Kanada	16 371 450	386 039 209	4 965 348	121 714 228
	Amerika Serikat	0	252 471 790	0	72 479 422
	Fed Russia	2 276 945	71 408 950	525 880	17 947 286
	Lithuania	0	28 326 790	0	8 639 671
	OTHERS	0	0	0	0
	Sub Total	372 662 906	2 297 983 505	97 887 093	628 381 232
Tepung terigu					
	Turki	25 516 575	179 343 025	6 940 540	51 226 559
	Srilanka	15 380 500	70 353 054	5 795 284	26 969 862
	Australia	3 142 625	32 739 767	1 337 642	13 999 688
	Belgia	9 848 000	31 877 473	3 333 921	10 990 280
	Ukraina	2 820 000	15 577 750	841 300	4 632 435
	OTHERS	0	0	0	0
	Sub Total	58 024 974	338 991 511	18 788 983	111 169 707

I.7 IMPOR KOMODITI TERTENTU MENURUT NEGARA ASAL UTAMA
CERTAIN COMMODITIES IMPORT BY MAIN COUNTRY OF ORIGIN
**** JUNI / JUNE 2009 ****

Komoditi Commodity	Negara Asal Country of Origin	Berat Bersih / Net Weight (Kg)		Nilai CIF / CIF Value (US\$)	
		Bulan ini Current month	Kumulatif Cum. Jan to date	Bulan ini Current month	Kumulatif Cum. Jan to date
Gula Pasir					
	Thailand	11 574 999	465 455 999	6 520 963	345 416 817
	Malaysia	4 950 000	20 055 270	2 795 330	13 303 054
	Cina	0	11 897 750	0	9 779 951
	Australia	1 250 037	7 407 219	967 369	5 748 514
	Korea Selatan	2 246 400	5 256 630	1 546 926	3 707 067
	OTHERS	0	0	0	0
	Sub Total	21 777 502	515 515 398	13 069 436	381 938 596
Gula Tebu					
	Thailand	57 471 100	199 526 440	27 059 132	105 427 119
	Australia	0	41 000 000	0	21 012 050
	Brazil	0	23 200 000	0	13 622 808
	Afrika Selatan	0	22 000 000	0	11 541 640
	Malaysia	0	205	0	1 667
	OTHERS	0	0	0	0
	Sub Total	57 471 100	285 726 645	27 059 132	151 605 284
Daging Sejenis Lembu					
	Selandia Baru	4 799 959	28 407 344	13 767 940	84 658 719
	Australia	5 123 798	30 269 535	14 015 840	82 481 190
	Amerika Serikat	932 320	4 558 405	1 666 621	7 474 300
	Kanada	94 661	1 210 590	125 872	1 790 296
	Singapura	200 330	374 838	463 278	880 800
	OTHERS	0	0	0	0
	Sub Total	11 151 068	64 845 239	30 039 551	177 350 481
Daging Ayam					
	Singapura	0	106 767	0	167 583
	OTHERS	0	0	0	0
	Sub Total	0	106 767	0	167 583
Garam					
	Australia	114 063 000	679 239 000	6 052 280	36 536 453
	India	250	106 896 787	25	4 791 197
	Cina	0	12 417 005	0	649 075
	Hongkong	94	3 800 094	218	206 793
	Selandia Baru	48 000	528 000	16 560	175 320
	OTHERS	0	0	0	0
	Sub Total	114 113 150	803 135 278	6 120 435	42 566 788
Mentega					
	Selandia Baru	969 846	5 781 662	4 915 070	26 723 061
	Australia	405 907	1 183 444	1 651 978	4 591 334
	Belgia	367 722	819 826	2 094 816	4 305 862
	Belanda	0	462 200	0	1 715 467
	Perancis	7 095	189 570	46 218	1 086 278
	OTHERS	0	0	0	0
	Sub Total	1 788 630	8 742 507	8 859 972	39 527 470

I.7 IMPOR KOMODITI TERTENTU MENURUT NEGARA ASAL UTAMA
CERTAIN COMMODITIES IMPORT BY MAIN COUNTRY OF ORIGIN
**** JUNI / JUNE 2009 ****

Komoditi Commodity	Negara Asal Country of Origin	Berat Bersih / Net Weight (Kg)		Nilai CIF / CIF Value (US\$)	
		Bulan ini Current month	Kumulatif Cum. Jan to date	Bulan ini Current month	Kumulatif Cum. Jan to date
Minyak Goreng					
	Malaysia	1 794 805	35 809 794	2 028 679	31 424 274
	Thailand	200 020	4 986 273	204 020	4 412 462
	Singapura	91 355	473 605	130 541	703 730
	Amerika Serikat	55 026	193 841	75 853	276 727
	Korea Selatan	18 949	115 437	31 340	214 116
	OTHERS	0	0	0	0
	Sub Total	2 179 803	41 655 786	2 502 101	37 203 642
Susu					
	Selandia Baru	3 931 795	27 289 293	17 624 548	105 841 235
	Australia	2 096 781	14 928 449	7 104 371	47 341 103
	Amerika Serikat	4 925 150	15 807 403	12 611 934	41 624 299
	Perancis	1 457 179	7 702 762	4 048 508	22 331 707
	Belanda	1 527 034	7 846 328	4 501 946	21 588 303
	OTHERS	0	0	0	0
	Sub Total	18 174 147	94 510 863	61 725 401	315 507 296
Bawang Merah					
	Thailand	861 593	18 251 243	478 536	8 623 612
	Vietnam	0	18 715 700	0	8 113 579
	India	1 631 047	7 623 787	596 269	2 757 809
	Philipina	1 315 000	6 051 540	581 518	2 603 962
	Malaysia	255 264	1 782 629	181 324	1 288 830
	OTHERS	0	0	0	0
	Sub Total	4 099 842	52 890 432	1 855 376	23 594 449
Bawang putih					
	Cina	18 018 692	159 438 250	11 241 182	93 072 693
	Malaysia	120 642	874 016	87 541	558 876
	India	0	792 300	0	405 496
	Thailand	59 121	423 609	49 202	205 104
	Korea Selatan	0	397	0	806
	OTHERS	0	0	0	0
	Sub Total	18 198 455	161 528 572	11 377 925	94 242 975
Kelapa					
	Thailand	141 693	1 423 549	99 183	947 858
	Vietnam	79 379	158 759	312 888	641 213
	India	0	79 380	0	415 100
	Mozambique	193 855	193 855	151 207	151 207
	Philipina	2 948	39 801	7 525	61 898
	OTHERS	0	0	0	0
	Sub Total	418 409	1 898 141	571 982	2 221 882

I.7 IMPOR KOMODITI TERTENTU MENURUT NEGARA ASAL UTAMA
CERTAIN COMMODITIES IMPORT BY MAIN COUNTRY OF ORIGIN
**** JUNI / JUNE 2009 ****

Komoditi Commodity	Negara Asal Country of Origin	Berat Bersih / Net Weight (Kg)		Nilai CIF / CIF Value (US\$)	
		Bulan ini Current month	Kumulatif Cum. Jan to date	Bulan ini Current month	Kumulatif Cum. Jan to date
Kelapa Sawit					
	Malaysia	630	1 678	112 788	302 552
	Thailand	0	1 284	0	155 775
	Papua Nugini	0	1 052	0	149 992
	Inggris	0	80	0	13 378
	East Timor	0	14 000	0	2 954
	OTHERS	0	0	0	0
	Sub Total	630	18 094	112 788	624 651
Lada					
	Vietnam	245 000	2 509 852	298 682	1 163 962
	Singapura	0	8 547	0	59 418
	Amerika Serikat	378	2 538	5 211	37 685
	Belanda	2 672	5 385	11 098	28 020
	Cina	0	19 003	0	7 613
	OTHERS	0	0	0	0
	Sub Total	248 558	2 547 356	317 305	1 304 086
Teh					
	Kenya	247 990	1 081 370	716 009	3 278 459
	Vietnam	418 943	2 046 514	430 173	2 121 437
	Cina	155 860	567 402	260 151	936 893
	Srilanka	46 589	188 670	111 146	789 330
	Argentina	134 000	432 800	145 408	476 544
	OTHERS	0	0	0	0
	Sub Total	1 187 893	4 814 819	1 948 845	8 783 622
Kopi					
	Vietnam	186 320	14 277 327	401 491	19 764 468
	Brazil	307 200	808 327	1 000 068	2 711 508
	India	0	360 750	0	603 621
	Amerika Serikat	7 920	122 350	43 192	594 730
	Italia	0	35 947	0	508 125
	OTHERS	0	0	0	0
	Sub Total	564 877	16 365 511	1 630 843	25 632 552
Cengkeh					
	Singapura	55 160	86 038	251 338	396 077
	OTHERS	0	0	0	0
	Sub Total	55 160	86 038	251 338	396 077
Kakao					
	Ghana	550 000	4 250 000	2 132 229	17 022 353
	Pantai Gading	350 350	4 424 512	1 148 827	15 349 350
	Papua Nugini	142 500	3 329 843	502 624	11 789 048
	Kamerun	392 666	1 492 479	1 314 826	5 528 166
	SOLOMON ISLANDS	225 000	1 259 997	742 180	4 299 953
	OTHERS	0	0	0	0
	Sub Total	1 675 204	15 258 703	5 890 719	55 475 252

I.7 IMPOR KOMODITI TERTENTU MENURUT NEGARA ASAL UTAMA
CERTAIN COMMODITIES IMPORT BY MAIN COUNTRY OF ORIGIN
**** JUNI / JUNE 2009 ****

Komoditi <i>Commodity</i>	Negara Asal <i>Country of Origin</i>	Berat Bersih / <i>Net Weight (Kg)</i>		Nilai CIF / <i>CIF Value (US\$)</i>	
		Bulan ini <i>Current month</i>	Kumulatif <i>Cum. Jan to date</i>	Bulan ini <i>Current month</i>	Kumulatif <i>Cum. Jan to date</i>
Cabe (segar-dingin)					
	India	40 691	851 515	36 302	655 317
	Taiwan	37 400	37 400	23 304	23 304
	Australia	154	1 642	512	4 642
	Cina	342	342	462	462
	Selandia Baru	0	88	0	179
	OTHERS	0	0	0	0
	Sub Total	78 756	891 156	60 628	683 952
Cabe (kering-tumbuk)					
	India	666 220	4 718 444	520 485	4 039 737
	Cina	299 359	1 402 663	458 630	1 758 202
	Malaysia	276 678	1 899 747	214 372	1 272 856
	Thailand	6 710	23 095	37 785	94 622
	Jerman	4 357	12 301	24 371	66 464
	OTHERS	0	0	0	0
	Sub Total	1 258 603	8 086 417	1 277 021	7 317 782
Cabe (awet sementara)					
	India	12 612	37 834	8 071	24 212
	Korea Selatan	2 102	2 102	5 000	5 000
	OTHERS	0	0	0	0
	Sub Total	14 714	39 936	13 071	29 212
Tembakau					
	Cina	4 082 140	11 811 179	19 882 076	68 834 312
	Turki	143 330	2 606 374	1 350 864	20 078 164
	Brazil	465 066	2 460 305	3 779 674	19 461 680
	Amerika Serikat	455 184	1 909 003	4 266 006	13 401 649
	Yunani	41 580	1 436 020	286 901	10 430 467
	OTHERS	0	0	0	0
	Sub Total	6 260 808	25 731 122	36 231 644	170 499 876
Ubi Kayu					
	Cina	0	11 452	0	9 932
	Malaysia	2 049	3 496	620	3 018
	OTHERS	0	0	0	0
	Sub Total	2 049	14 948	620	12 950

K1. IMPOR KAWASAN BERIKAT / BOUND ZONE IMPORT
MENURUT GOLONGAN BARANG 2 DIJIT HS / BY COMMODITY 2 DIGITS HS
**** JUNI / JUNE 2010 ****

HS	Uraian Golongan Barang <i>Group Description</i>	Berat Bersih / <i>Net Weight (Kg)</i>		Nilai CIF / <i>CIF Value (US\$)</i>	
		Bulan ini <i>Current month</i>	Kumulatif <i>Cum. Jan to date</i>	Bulan ini <i>Current month</i>	Kumulatif <i>Cum. Jan to date</i>
02	Meat and edible meat offal	0	2.020	0	9.921
03	Fish and crustaceans	1.249.049	8.037.455	3.004.492	14.608.812
04	Dairy products, bird's eggs, natural honey	1.206.580	6.229.405	1.695.251	8.964.134
05	Products of animal origin	128.460	269.178	1.807.822	4.841.107
06	Live trees and other plants	0	28	0	451
07	Edible vegetables and certain roots and tubers	528	2.648	8.497	22.035
08	Edible fruits and nuts	15.875	40.396	70.688	107.527
09	Coffee, tea, mate, and spices	295.293	7.928.093	494.316	10.533.311
10	Cereals	10.000	10.948	3.558	13.163
11	Products of the milling industry	846.048	137.802.206	438.553	56.479.194
12	Oil seeds and oleaginous fruits	216.229	1.034.754	456.129	3.236.729
13	Lac	4.572	45.353	18.705	161.306
14	Vegetable plaiting materials	1.247	81.941	5.885	38.072
15	Animal or vegetable oils/fats and their cleavage products	448.498	38.345.720	558.628	30.274.971
16	Preparations of meat/fish/crustaceans/mollucs or other aquatic inverte	56.738	306.874	161.892	963.836
17	Sugar and sugar confectionery	42.741.176	83.621.128	20.419.484	32.027.674
18	Cocoa and cocoa preparations	40	1.342	404	19.045
19	Preparations of cereals, flour, starch or milk	64.632	707.133	129.982	1.235.559
20	Preparations of vegetables, fruits, nuts or other part of plants	28.943	52.289	56.037	101.749
21	Miscellaneous edible preparations	3.888	9.340	33.270	92.306
22	Beverages, spirit, and vinegar	132.796	528.351	416.279	2.088.679
23	Residues and waste from the food industries	3.537	19.375	23.551	85.635
24	Tobacco and manufactured tobacco substitutes	3.540.926	12.760.504	24.469.044	104.512.484
25	Salts	77.346.793	392.096.993	5.748.376	32.408.129
26	Ores, slag, and ash	297.462	16.884.469	277.292	3.111.081
27	Mineral fuels, mineral oils and products of their distillation	686.719	43.367.744	2.129.152	35.127.917
28	Inorganic chemicals	24.740.262	120.053.954	18.953.610	84.079.170
29	Organic chemicals	10.895.648	87.167.026	15.483.594	116.751.544
30	Pharmaceutical products	6.709	95.999	156.144	708.871
31	Fertilizers	2.697	2.572.428	12.390	1.249.353
32	Tanning or dyeing extracts	2.816.857	15.038.896	12.490.826	61.341.116
33	Essential oils and resinoids	42.879	233.705	1.377.386	3.336.002
34	Soap, organic surfasce-active agents, washing, and lubricating prepara	2.379.637	6.565.145	5.862.674	20.025.601
35	Albuminoidal substances	2.983.659	23.685.246	4.723.813	27.637.887
36	Explosives	16.439	227.635	853.536	8.330.852
37	Photographic and cinematographic goods	120.288	841.524	139.199	1.588.213
38	Miscellaneous chemical products	2.924.051	15.801.979	13.282.954	56.916.862
39	Plastics and articles thereof	39.922.788	223.833.231	112.049.588	566.180.538
40	Rubber and articles thereof	9.322.119	70.805.208	30.453.637	155.501.685
41	Raw hides, skins, and leather	2.482.814	11.275.518	14.818.355	81.421.625
42	Articles of leather	86.360	339.823	1.274.565	4.643.552
43	Furskins and artificial fur	36.129	87.594	390.963	1.309.107
44	Wood and articles of wood	17.981.643	68.532.985	10.082.810	39.518.169
45	Cork and articles of cork	19.150	65.556	78.908	348.893
46	Manufactured of straw or other plaiting materials	48	7.081	1.383	185.621
47	Pulp of wood or of other fibrous cellulosic material	31.501.956	121.112.370	29.307.898	98.186.341
48	Paper and paperboard	8.478.621	54.978.349	21.954.933	118.375.204
49	Printed books, newspapers, pictures, and other products of printing in	40.492	543.764	780.399	4.388.707
50	Silk	18.740	96.629	188.801	1.048.640
51	Wool, fine or coarse animal hair	306.675	1.492.767	5.552.838	25.683.283
52	Cotton	17.234.290	97.160.309	96.524.157	474.156.647
53	Other vegetable textile fibres	9.110	479.041	145.349	4.391.893
54	Man-made filaments	8.310.764	35.916.100	59.624.183	273.666.956
55	Man-made staple fibres	8.874.328	41.002.167	34.738.548	165.159.355

K1. IMPOR KAWASAN BERIKAT / BOUND ZONE IMPORT
MENURUT GOLONGAN BARANG 2 DIJIT HS / BY COMMODITY 2 DIGITS HS
**** JUNI / JUNE 2010 ****

HS	Uraian Golongan Barang <i>Group Description</i>	Berat Bersih / <i>Net Weight (Kg)</i>		Nilai CIF / <i>CIF Value (US\$)</i>	
		Bulan ini <i>Current month</i>	Kumulatif <i>Cum. Jan to date</i>	Bulan ini <i>Current month</i>	Kumulatif <i>Cum. Jan to date</i>
56	Wadding, felt, and non-wovens	1.259.488	6.406.482	7.395.620	41.965.098
57	Carpets and other textile floor coverings	109.299	281.026	817.951	2.318.208
58	Special woven fabrics	1.444.013	7.730.583	17.207.336	96.146.799
59	Impregnated, coated, covered or laminated textile fabrics	1.942.939	9.310.999	16.692.099	78.828.167
60	Knitted or crocheted fabrics	9.460.697	45.249.020	74.739.804	368.505.773
61	Articles of apparel and clothing accessories, knitted or crocheted	184.372	1.147.049	1.858.593	10.582.704
62	Articles of apparel and clothing accessories, not knitted or crocheted	187.218	995.057	4.200.969	25.764.625
63	Other made up textile articles	136.954	1.248.568	1.336.022	10.278.088
64	Footwear, gaiters and the like	445.809	2.573.100	6.371.164	31.886.371
65	Headgear and parts thereof	18.292	217.203	142.492	2.122.556
66	Umbrellas, walking sticks, seat-sticks, whips, riding crops and parts	22	22.535	396	63.297
67	Prepared feathers and articles	4.507	62.698	63.966	4.181.945
68	Articles of stone, plaster, cement, asbestos, mica or similar material	1.255.860	3.379.196	3.919.781	13.799.827
69	Ceramic products	1.725.781	8.249.428	3.400.057	18.320.256
70	Glass and glassware	7.702.716	38.433.405	9.855.176	46.602.779
71	Natural and cultured pearls, precious/semi precious stones, and precio	39.120	206.790	13.829.385	40.802.473
72	Iron and steel	58.850.115	330.787.260	70.609.531	342.864.648
73	Articles of iron and steel	73.933.919	315.525.371	109.902.351	551.690.577
74	Copper and articles thereof	3.227.889	41.696.130	29.025.870	308.346.822
75	Nickel and articles thereof	36.053	165.431	986.952	4.147.908
76	Aluminium and articles thereof	4.948.127	28.064.168	19.866.583	114.859.760
78	Lead and articles thereof	1.637.172	2.333.410	3.969.249	7.794.717
79	Zinc and articles thereof	658.016	4.135.688	1.632.916	13.633.525
80	Tin and articles thereof	78.737	353.909	1.502.171	6.168.089
81	Other base metal	30.243	393.018	2.347.968	12.473.457
82	Tools, implements, cutlery, spoon and forks, of base metal and parts t	240.000	1.593.817	3.999.902	23.722.710
83	Miscellaneous articles of base metal	2.449.583	10.555.606	11.934.101	58.523.842
84	Nuclear reactors, boilers, machinery and mechanical appliances	28.156.165	104.114.843	252.125.473	1.458.043.964
85	Electrical machinery and equipments	36.127.471	132.000.292	611.371.855	3.147.597.925
86	Railway and tramway locomotive, mechanical traffic, and all kinds	63.564	642.961	50.738	1.123.110
87	Vehicles other than railway/tramway, and parts and accessories thereof	6.441.382	35.922.681	58.789.721	311.987.477
88	Aircraft and its components	614.878	987.764	35.886.370	63.361.280
89	Ships, boat, and floating structures	8.806.227	19.153.163	2.761.164	25.611.524
90	Optical, photographic, cinematographic, measuring, checking, medical	707.861	4.569.194	33.406.716	218.894.768
91	Clocks and watches and parts thereof	10.402	27.923	197.401	676.195
92	Musical instruments	842.043	4.116.772	10.546.975	40.919.293
93	Arms and ammunition	6	1.933	457	19.662
94	Furnitures, bedding, mattress supports, cushions and stuffed furnishin	224.829	1.765.514	1.080.117	12.997.415
95	Toys, games and sports requisiters	66.149	249.377	1.200.614	6.461.997
96	Miscellaneous manufactured articles	1.142.969	4.728.479	13.911.634	57.781.314
97	Works of arts, collectors' piece and antiques	0	2.324	0	82.141
98	Vehicles in ckd and their components	11.037.798	17.813.338	36.907.935	124.628.621
TOTAL IMPOR		587.129.867	2.937.411.221	2.029.576.303	10.443.778.221

K2. IMPOR KAWASAN BERIKAT / BOUND ZONE IMPORT
MENURUT GOLONGAN BARANG SITC / BY SITC COMMODITY GROUP
**** JUNI / JUNE 2010 ****

SITC Uraian Golongan Barang <i>Group Description</i>	Berat Bersih / <i>Net Weight (Kg)</i>		Nilai CIF / <i>CIF Value (US\$)</i>	
	Bulan ini <i>Current month</i>	Kumulatif <i>Cum. Jan to date</i>	Bulan ini <i>Current month</i>	Kumulatif <i>Cum. Jan to date</i>
A. By Commodity 1 Dijit SITC				
0 Food and Live Animals	45.706.312	107.130.188	26.132.997	69.155.161
1 Beverages and Tobacco	3.673.676	13.288.787	24.884.946	106.600.366
2 Crude Materials, Inedible	84.327.999	510.407.831	89.211.225	422.882.085
3 Mineral Fuels, Lubricants, etc.	686.719	43.063.190	2.129.152	34.911.883
4 Animal & Vegetable Oils/Fats	440.440	34.259.085	544.882	29.048.263
5 Chemicals	83.626.525	615.659.119	160.998.691	875.337.303
6 Manufactured Goods	268.714.006	1.257.255.848	607.054.639	3.145.614.924
7 Machinery and Transportation Equipments	91.383.029	310.864.726	996.063.509	5.122.180.942
8 Miscellaneous Manufactured Articles	8.546.918	45.350.231	117.552.210	614.820.179
9 Special Commodities and Transaction	24.243	132.216	5.004.052	23.227.115
B. By Commodity 2 Dijit SITC				
01 Meat and meat preparations	0	79.050	0	116.386
02 Dairy product and eggs	1.717	10.711	10.157	85.339
03 Fish, crustaceans, molluscs and their preparations	1.305.787	8.267.299	3.166.384	15.466.183
04 Cereals and cereal preparations	47.397	466.424	78.479	840.239
05 Fruits and vegetables	78.144	195.722	157.847	368.672
06 Sugar, sugar preparations, and honey	43.945.176	89.844.209	22.096.264	40.948.703
07 Coffee, tea, cocoa, and spices	295.408	7.931.171	496.845	10.588.656
08 Feeding stuff for animals	3.537	19.375	23.551	85.635
09 Miscellaneous food preparations	29.146	316.227	103.470	655.348
11 Beverages	132.750	528.283	415.902	2.087.882
12 Tobacco and tobacco manufactured	3.540.926	12.760.504	24.469.044	104.512.484
21 Hides, skins and furskins	115.915	146.489	318.504	500.755
22 Oil seeds, nuts, and kernels	54.798	57.572	72.459	81.959
23 Crude rubber	7.508.726	38.828.550	18.563.701	83.272.718
24 Wood, lumber, and cork	9.272.829	32.956.850	4.262.297	15.067.450
25 Pulp and waste paper	31.501.956	121.112.370	29.307.898	98.186.341
26 Textile fibres and their waste	13.272.942	80.755.498	29.560.107	175.099.663
27 Crude fertilizers and crude minerals	19.023.558	173.412.687	3.214.008	22.731.716
28 Metalliferous ores and metal scraps	3.281.565	61.764.146	1.696.169	19.745.918
29 Crude animals and vegetable materials, nes	295.710	1.373.669	2.216.082	8.195.565
32 Coal, coke, and briquettes	3.386	3.386	19.256	19.256
33 Petroleum and petroleum products	683.084	43.054.701	2.103.787	34.842.489
34 Gas; natural and manufactured	249	5.103	6.109	50.138
41 Animal oils and fats	0	77	0	917
42 Fixed vegetable oils/fats	436.208	33.926.147	536.165	28.535.005
43 Animal vegetable oils/fats	4.232	332.861	8.717	512.341
51 Organic chemicals	11.020.987	91.728.769	13.880.182	113.450.153
52 Inorganic chemicals	24.606.903	119.598.869	18.837.200	83.696.374
53 Dyeing, tanning, and colouring materials	2.944.212	15.435.856	13.172.527	62.299.188
54 Medical and pharmaceutical products	31.217	200.530	2.474.969	7.958.738
55 Essential oils and perfumery materials	703.210	2.826.709	5.174.728	14.507.707
56 Manufactured fertilizers	2.679	2.564.651	12.096	1.196.401
57 Plastics in primary forms	32.389.934	188.973.395	68.334.267	350.870.111
58 Plastics in non-primary forms	3.820.260	15.645.142	19.261.036	89.011.247
59 Chemical materials and its products, nes	8.107.123	178.685.198	19.851.686	152.347.384
61 Leather, leather med, nes	2.380.479	11.178.389	14.613.915	81.541.966
62 Rubber manufactured, nes	1.709.738	31.580.478	11.376.738	69.969.318
63 Wood and cork manufactured	8.727.964	35.641.691	5.899.421	24.799.612
64 Paper, paperboard, and manufactured thereof	7.935.771	52.405.523	15.134.954	83.267.075

K2. IMPOR KAWASAN BERIKAT / BOUND ZONE IMPORT
MENURUT GOLONGAN BARANG SITC / BY SITC COMMODITY GROUP
**** JUNI / JUNE 2010 ****

SITC Uraian Golongan Barang <i>Group Description</i>	Berat Bersih / <i>Net Weight (Kg)</i>		Nilai CIF / <i>CIF Value (US\$)</i>	
	Bulan ini <i>Current month</i>	Kumulatif <i>Cum. Jan to date</i>	Bulan ini <i>Current month</i>	Kumulatif <i>Cum. Jan to date</i>
65 Textile yarns, fabrics, and their products	35.949.881	165.998.678	285.975.726	1.369.517.720
66 Non metallic minerals manufactured	68.973.210	270.271.281	19.253.959	86.873.011
67 Iron and steel	125.141.154	556.920.024	156.732.029	680.365.800
68 Non ferrous metals	9.732.813	72.059.583	55.381.253	432.307.705
69 Manufactured of metal, nes	8.162.996	61.200.201	42.686.644	316.972.717
71 Power generating machine and equipments	2.967.252	13.301.656	41.040.669	224.275.898
72 Machinery specialized for particular industry	6.090.255	30.266.001	90.016.152	481.183.362
73 Metalworking machinery	1.322.155	4.215.412	12.053.419	50.013.944
74 General industrial machinery and equipments	18.188.548	54.674.724	91.053.835	504.165.623
75 Office machinery and automatic data processing	1.634.604	8.099.773	34.623.413	276.263.194
76 Telecommunication and reproducers apparatus	5.696.119	31.349.508	146.886.142	784.120.020
77 Electrical machinery and apparatus	28.578.455	94.725.209	447.696.623	2.283.408.774
78 Road vehicles	17.483.928	54.082.207	94.037.802	429.692.312
79 Other transportation equipments	9.421.713	20.150.236	38.655.454	89.057.815
81 Sanitary, plumbing, and fittings	118.783	1.171.787	986.147	7.044.456
82 Furniture	125.947	811.411	369.783	6.232.397
83 Traveling goods	31.404	223.896	503.427	3.056.373
84 Clothing	749.645	3.844.600	10.332.827	54.632.804
85 Footwear	445.809	2.573.100	6.371.164	31.886.371
87 Professional, scientific, and contractor instruments	536.674	3.937.948	9.756.246	82.162.920
88 Photographic apparatus, equipments and optics	298.967	1.513.192	12.640.623	64.539.377
89 Miscellaneous manufactured articles	6.239.689	31.274.297	76.591.993	365.265.481
96 Coin, not being legal tender	18	100	676	2.460
97 Gold; non monetary	24.225	132.116	5.003.376	23.224.655

C. By Commodity 3 Digit SITC

011 Meat Of Bovine Animals Fresh, Chilled Or Frozen	0	20	0	221
012 Other Meat, Other Edible Meat Offal, Fresh, Chilled Or Frozen	0	2.000	0	9.700
017 Meat And Edible Meat Offal, Prepared Or Preserved	0	77.030	0	106.465
022 Milk,Cream, And Milk Products Other Than Butter Or Cheese	1.557	2.115	8.207	11.420
024 Cheese And Curds	160	3.346	1.950	23.371
025 Eggs, Birds, And Egg Yolks; Fresh, Dried Or Otherwise Preserved	0	5.250	0	50.548
034 Fish, Fresh, Chilled Or Frozen	1.034.443	7.128.579	1.784.900	8.700.713
035 Fish, Dried Salted Or In Brine; Smoked Fish	71	1.161	1.468	25.312
036 Crustaceans, Molluscs, And Aquatic Invertebrates	214.535	907.715	1.218.124	5.882.787
037 Fish, Crustaceans, Molluscs, And Other Aquatic Invertebrates; Prepared	56.738	229.844	161.892	857.371
041 Wheat And Meslin, Unmilled	0	948	0	9.605
045 Cereals, Unmilled	10.000	10.000	3.558	3.558
046 Meal And Flour Of Wheat And Flour Of Meslin	0	3.365	0	57.220
047 Other Cereal Meals And Flours	7.291	35.330	17.685	91.800
048 Cereal Preparations And Preparations Of Flours/Starchs Of Fruit	30.106	416.781	57.236	678.056
054 Vegetables, Fresh, Chilled, Frozen Or Simply Preserved	41	2.143	1.042	14.562
056 Vegetables, Roots And Tubers, Prepared Or Preserved Nes	45.560	129.150	70.515	221.349
057 Fruit And Nut; Fresh Or Dried	15.875	40.396	70.688	107.527
058 Fruits, Preserved And Preparations	467	951	506	1.031
059 Fruit And Vegetable Juices	16.201	23.082	15.096	24.203
061 Sugar, Molasses, And Honey	43.945.153	89.844.183	22.095.737	40.948.174
062 Sugar Confectionery	23	26	527	529
071 Coffee And Coffee Substitutes	561	7.230.296	8.383	9.324.363
072 Cocoa	0	1.031	0	17.244
073 Chocolate And Other Food Preparations Containing Cocoa	40	311	404	1.801
074 Tea And Mate	236.620	598.258	224.289	609.754
075 Spices	58.187	101.275	263.769	635.494

K2. IMPOR KAWASAN BERIKAT / BOUND ZONE IMPORT
MENURUT GOLONGAN BARANG SITC / BY SITC COMMODITY GROUP

** JUNI / JUNE 2010 **

SITC Uraian Golongan Barang <i>Group Description</i>	Berat Bersih / <i>Net Weight (Kg)</i>		Nilai CIF / <i>CIF Value (US\$)</i>	
	Bulan ini <i>Current month</i>	Kumulatif <i>Cum. Jan to date</i>	Bulan ini <i>Current month</i>	Kumulatif <i>Cum. Jan to date</i>
081 Feeding Stuff For Animals	3.537	19.375	23.551	85.635
091 Margarine And Shortening	0	45.140	0	63.645
098 Edible Products And Preparations	29.146	271.087	103.470	591.703
111 Non-Alcoholic Beverages, Nes	12.431	61.103	13.089	74.157
112 Alcoholic Beverages	120.319	467.180	402.813	2.013.725
121 Tobacco, Unmanufactured And Refused	3.528.247	12.394.011	24.017.847	100.108.681
122 Tobacco, Manufactured	12.679	366.493	451.197	4.403.803
211 Hides And Skins, Raw	115.913	145.238	318.435	405.239
212 Furskins, Raw	2	1.251	69	95.516
222 Oil Seeds Use For Extraction Ofsoft Fixed Vegetable Oils	54.798	54.798	72.459	72.459
223 Oil Seeds Use For Extraction Of Other Fixed Vegetable Oils	0	2.774	0	9.500
231 Natural Rubber Latex;Natural Rubber And Similar Natural Gums	648.915	6.207.976	1.585.054	13.472.931
232 Synthetic Rubber Latex, Synthetic/Reclaimed Rubber	6.859.811	32.620.574	16.978.647	69.799.787
244 Cork,Natural,Raw And Waste	6.459	8.848	15.957	22.031
245 Fuel Wood And Wood Charcoal	5.735.791	19.331.978	1.225.383	4.346.339
246 Wood In Chips Or Particles And Waste	14	116.117	90	29.285
247 Wood In The Rough Or Roughly Squared	404.160	1.581.009	151.812	677.920
248 Wood,Simply Worked And Railway Sleeper Of Wood	3.126.405	11.918.898	2.869.055	9.991.875
251 Pulp And Waste Paper	31.501.956	121.112.370	29.307.898	98.186.341
261 Silk	0	1.923	0	9.703
263 Cotton	6.855.670	50.822.752	13.451.068	92.809.531
264 Jute And Other Textile Bast Fibres	0	150.424	0	182.918
265 Vegetable Textile Fibres,Raw Or Processed;Waste Of These Fibres	4	3.338	471	28.830
266 Synthetic Fibres Suitable For Spinning	3.690.148	15.353.003	6.820.140	34.402.825
267 Other Man-Made Fibres Suitable For Spinning And Waste	2.652.343	13.862.387	8.503.118	42.538.154
268 Wool And Other Animal Hair	71.941	479.974	772.591	4.526.857
269 Old Clothing And Other Old Textile Articles; Rags	2.836	81.697	12.719	600.845
272 Fertilizers, Crude	5.228	42.467	23.293	216.770
273 Stone, Sand And Gravel	13.819.014	81.365.571	1.077.543	5.373.980
274 Sulphur And Unroasted Iron Pyrites	3.535.849	56.212.547	895.534	8.177.157
277 Natural Abrasives	65.783	7.093.346	122.574	2.438.787
278 Other Crude Minerals	1.597.684	28.698.756	1.095.064	6.525.022
281 Iron Ore And Concentrates	2.985	16.012.127	1.940	1.345.890
282 Waste And Scrap Metal Of Iron/Steel	2.697.043	44.156.459	1.140.520	15.836.187
283 Copper Ores And Concentrates	1.427	24.964	12.868	210.213
284 Nickel Ores And Concentrates	671	980	39.306	43.800
285 Aluminium Ores And Concentrates	173.359	575.085	140.284	521.420
287 Ores And Concentrates Of Basemetals	248.582	660.273	182.534	550.887
288 Non-Ferrous Base Metal Waste And Scraps	157.478	302.158	167.682	317.198
289 Ores And Concentrates Of Precious Metals; Waste,Scraps	20	32.100	11.035	920.323
291 Crude Animal Materials	128.460	269.178	1.807.822	4.841.107
292 Crude Vegetable Materials	167.250	1.104.491	408.260	3.354.458
321 Coals, Pulverized Or Not	366	366	395	395
325 Coke And Semi Coke Of Coal/Lignite/Peat	3.020	3.020	18.861	18.861
334 Petroleum Products, Refined	539.756	42.069.866	1.886.945	33.333.396
335 Residual Petroleum Products, And Related Materials	143.328	984.835	216.842	1.509.093
342 Liquefied Propane And Butane	0	2.648	0	7.388
343 Natural Gas, Liquefied Or Not	0	718	0	12.851
344 Petroleum Gases And Other Gas	249	1.500	6.109	22.039
345 Coal Gas, Water Gas And Similar Gas	0	237	0	7.860
411 Animal Oils And Fats	0	77	0	917
421 Fixed Vegetable Fats And Oils Soft,Crude,Refined Or Fractioned	436.183	2.724.388	535.452	3.359.714
422 Fixed Vegetable Fats And Oils Solid,Crude,Refined Or Fractioned	25	31.201.759	713	25.175.291
431 Animal And Vegetable Oil; Fat Processed And Their Wax	4.232	332.861	8.717	512.341

K2. IMPOR KAWASAN BERIKAT / BOUND ZONE IMPORT
MENURUT GOLONGAN BARANG SITC / BY SITC COMMODITY GROUP
**** JUNI / JUNE 2010 ****

SITC Uraian Golongan Barang <i>Group Description</i>	Berat Bersih / <i>Net Weight (Kg)</i>		Nilai CIF / <i>CIF Value (US\$)</i>	
	Bulan ini <i>Current month</i>	Kumulatif <i>Cum. Jan to date</i>	Bulan ini <i>Current month</i>	Kumulatif <i>Cum. Jan to date</i>
511 Hydrocarbon And Their Halogenated, Nitrated Derivatives	169.282	2.277.984	411.563	4.695.959
512 Alcohols, Phenols, Phenol-Alcohols And Their Halogenated	6.503.037	67.290.924	4.169.127	61.040.130
513 Carboxylic Acids, And Their Anhydrides, Halides, Peroxides	1.312.034	6.389.065	2.646.300	12.679.191
514 Nitrogen-Function Compounds	1.937.364	9.060.721	4.040.996	19.610.275
515 Organo-Inorganic And Heterocyclic Compounds	803.093	4.681.262	1.383.298	8.575.294
516 Other Organic Chemicals	296.177	2.028.813	1.228.898	6.849.304
522 Inorganic Chemical Elements, Oxides And Halogen Salts	11.288.447	70.782.994	14.514.113	64.235.447
523 Metallic Salts And Peroxysalts	11.502.755	46.144.686	3.408.268	15.751.520
524 Other Inorganic Chemicals; Chemical Compound Of Precious Metals	1.815.546	2.668.928	912.288	3.685.389
525 Radioactive And Associated Materials	155	2.261	2.531	24.018
531 Synthetic Organic; Colouring Matter	457.459	2.350.213	2.160.068	11.830.455
532 Dyeing/Tanning Extracts And Synthetic Tanning Materials	1.233	59.181	21.693	284.937
533 Pigments, Paints, Varnishes, And Related Materials	2.485.520	13.026.462	10.990.766	50.183.796
541 Medicinal And Pharmaceutical Products	30.838	197.511	2.471.288	7.675.069
542 Medicaments, Including Veterinary Medicaments	379	3.019	3.681	283.669
551 Essential Oils, Perfumes, And Flavour Materials	31.902	123.476	713.091	2.079.774
553 Perfumery, Cosmetics, And Toilet Preparations	10.977	110.229	664.295	1.256.228
554 Soap, Cleansing And Polishing Preparations	660.331	2.593.004	3.797.342	11.171.705
562 Fertilizers, Manufactured	2.679	2.564.651	12.096	1.196.401
571 Polymers Of Ethylene In Primary Forms	10.830.108	61.879.130	15.785.745	82.909.519
572 Polimers Of Styrene In Primary Forms	6.296.420	37.104.201	14.593.684	76.790.164
573 Polimers Of Vinyl Chloride In Primary Forms	1.127.005	5.724.746	2.303.491	10.225.556
574 Poliacetals And Polycarbons In Primary Forms	2.702.287	13.230.188	13.293.034	50.435.174
575 Other Plastics In Primary Forms	11.434.041	70.914.176	22.357.505	130.490.093
579 Waste And Scrap Of Plastics	73	120.954	808	19.605
581 Tubes, Pipes, And Hoses Of Plastics	204.592	1.624.224	1.682.316	11.365.726
582 Plates, Sheets, And Film Of Plastics	3.413.305	13.715.269	17.007.474	76.093.027
583 Monofilament And Rod Of Plastics	202.363	305.649	571.246	1.552.494
591 Disinfectants, Insecticides, And Fungicides Put In Forms	68.015	329.099	251.296	1.475.587
592 Starches, Inulin, And Wheat Glutenal Buminoidal Substances; Glues	3.770.853	161.105.953	4.873.543	82.466.092
593 Explosive And Pyrotechnic Products	15.876	226.409	850.736	8.319.732
597 Additive For Mineral Oils	1.795.286	4.059.960	3.326.600	10.582.145
598 Miscellaneous Chemical Products	2.457.093	12.963.578	10.549.511	49.498.530
599 #N/A	0	199	0	5.298
611 Leathers	2.366.901	11.130.280	14.499.920	81.016.386
612 Manufactures And Composition Leathers	13.444	47.975	106.050	517.635
613 Furskins, Tanned Or Dressed	134	134	7.945	7.945
621 Materials Of Rubber	421.974	27.942.729	3.794.288	31.616.840
625 Rubber Tyre, Tyre Cases, Tyre Treads, Inner Tubes, And Tyre Flaps	97.198	329.668	393.268	2.017.828
629 Articles Of Rubbers	1.190.566	3.308.081	7.189.182	36.334.650
633 Cork Manufactures	12.691	56.708	62.951	326.862
634 Veneers, Plywood, Improved/Reconstituted Wood Worked	8.326.427	33.729.145	3.455.084	13.504.422
635 Wood Manufactures	388.846	1.855.838	2.381.386	10.968.328
641 Papers And Paperboards	5.471.793	40.162.330	7.741.010	47.841.278
642 Paper And Paperboard Cut To Size/Shape And Article Of Papers	2.463.978	12.243.193	7.393.944	35.425.797
651 Textile Yarns	2.047.032	12.442.467	12.142.351	72.604.286
652 Cotton Fabrics, Woven	10.282.124	45.303.652	82.468.876	375.315.815
653 Fabrics, Woven, Of Man-Made Fibres	9.107.470	37.013.843	68.846.360	300.837.108
654 Textile Fabrics, Woven, Other Than Of Cotton Or Man-Made Fibres	275.503	1.520.732	5.198.993	27.009.323
655 Knitted Or Crocheted Fabrics	9.460.697	45.249.020	74.739.804	368.505.773
656 Tulle, Lace, Embroidery, Ribbons, Trimmings And Other Small Wares	1.324.796	7.163.070	16.286.172	90.881.882
657 Special Yarns, Textile Fabrics	3.204.936	15.838.774	24.124.938	122.136.740
658 Made-Up Articles, Wholly/Chiefly Of Textile Materials	135.278	1.179.933	1.331.549	9.856.196
659 Floor Coverings	112.045	287.187	836.683	2.370.597

K2. IMPOR KAWASAN BERIKAT / BOUND ZONE IMPORT
MENURUT GOLONGAN BARANG SITC / BY SITC COMMODITY GROUP
**** JUNI / JUNE 2010 ****

SITC Uraian Golongan Barang <i>Group Description</i>	Berat Bersih / <i>Net Weight (Kg)</i>		Nilai CIF / <i>CIF Value (US\$)</i>	
	Bulan ini <i>Current month</i>	Kumulatif <i>Cum. Jan to date</i>	Bulan ini <i>Current month</i>	Kumulatif <i>Cum. Jan to date</i>
661 Lime,Cement And Fabricated Construction Materials	58.964.989	220.078.228	2.754.973	12.642.782
662 Clay And Refractory Construction Materials	1.494.600	8.254.519	2.582.482	14.805.427
663 Mineral Manufactures	898.519	3.758.038	4.487.047	14.776.123
664 Glass	7.537.868	37.821.188	8.848.262	40.813.970
665 Glassware	53.184	258.508	461.243	3.384.888
666 Pottery	20.426	82.297	34.750	120.022
667 Pearl, Precious And Semi Precious Stones	3.624	18.503	85.202	329.799
671 Pig Iron,Spiegeleisen,Sponge Iron, And Ferro-Alloys	550.047	3.404.936	1.006.256	6.065.853
672 Ingots And Other Iron/Steel In Primary Forms	3.171.995	21.279.989	3.951.949	27.836.272
673 Flat Rolled Products, Not Clad	13.397.240	104.873.845	13.463.849	88.742.111
674 Flat Rolled Products, Clad Or Plated	5.871.359	23.788.881	7.951.201	36.582.883
675 Flat Rolled Products And Alloy Steels	16.666.812	47.503.386	17.924.809	56.867.192
676 Iron/Steel Bars, Rods, Angels, Shaped And Sections	14.740.489	73.734.360	18.265.703	81.693.389
677 Rail/Railway And Tractor Construction Of Iron/Steel Materials	17.743	899.651	19.920	1.268.734
678 Wire Of Iron/Steel	1.896.661	12.488.396	7.037.591	29.795.574
679 Tubes, Pipes, Hollow Profile, Pipe Fitting Of Iron/Steel	68.828.808	268.946.580	87.110.751	351.513.792
681 Silver, Platinum, And Other Metal Of The Platinum Groups	5.014	19.952	1.477.946	6.954.199
682 Copper	3.105.433	41.041.525	27.833.379	300.275.885
683 Nickel	23.725	86.664	887.552	3.598.220
684 Alumunium	4.331.213	24.846.556	16.758.364	91.302.123
685 Lead	1.635.611	2.313.647	3.913.642	7.514.340
686 Zinc	543.919	3.366.906	1.351.320	8.331.252
687 Tin	76.482	342.119	1.454.854	5.847.059
689 Miscellaneous Non-Ferrous Basemetals Employed In Metallurgy	11.416	42.214	1.704.196	8.484.627
691 Structures And Parts Of Iron/Steel Or Aluminium	1.319.142	22.503.434	2.671.706	49.642.522
692 Metal Containers For Storage And Transportations	677.170	5.115.966	1.947.524	45.811.829
693 Wire Products And Fencing Grills	681.033	5.377.605	2.291.489	18.186.957
694 Nails, Screws, Nuts, Bolts, Rivets Of Iron/Steel Or Copper	1.296.557	6.883.099	11.554.719	48.080.172
695 Tools For Used In The Hand Or In Machines	221.742	1.485.231	3.851.221	22.971.463
696 Cutlery	18.258	94.348	148.681	688.493
697 Household Equipment Of Base Metals	18.639	175.530	243.397	1.635.111
699 Manufactures Of Base Metals	3.930.455	19.564.988	19.977.907	129.956.170
711 Steam And Other Vapour Generating Boilers And Parts	137.774	1.320.419	845.117	6.962.404
712 Steam Or Other Generating Boilers And Parts	4.532	106.892	100.720	1.136.851
713 Internal Combustion Piston Engines And Parts	1.216.876	4.799.615	22.138.396	87.034.590
714 Engines And Motors, Non-Electric And Parts	5.534	251.413	2.133.696	23.695.618
716 Rotating Electric Plants And Parts	1.396.145	4.736.865	10.944.058	56.339.015
718 Other Power Generating Machines And Parts	206.391	2.086.452	4.878.682	49.107.420
721 Agricultural Machinery And Parts	8.721	96.078	125.689	1.013.756
722 Tractors	0	871	0	40.714
723 Civil Engineering And Contractor Plants And Equipments/Parts	1.113.224	6.171.535	5.848.889	50.552.761
724 Textile/Leather Machinery And Parts	1.193.397	5.893.639	12.949.694	58.809.780
725 Papermill/Pulpmill Machinery And Paper Cutting Machines	387.239	846.792	1.351.781	8.452.721
726 Printing/Book Binding Machinery And Parts	1.389.180	6.333.559	47.797.054	242.240.475
727 Food Processing Machines And Parts	3.535	713.721	503.118	13.819.843
728 Other Machines And Equipment Specialized For Particular Industry	1.994.959	10.209.806	21.439.927	106.253.312
731 Machine Tools By Removing Metal	593.838	1.943.047	6.116.800	21.007.589
733 Machine Tool For Working Metals	159.394	739.495	2.301.641	8.958.742
735 Parts Of Machine Tools	362.189	594.204	1.134.627	8.416.508
737 Metalworking Machinery And Parts	206.734	938.666	2.500.351	11.631.105
741 Heating And Cooling Equipments And Parts	1.210.119	5.778.402	10.276.396	48.055.184
742 Pumps For Liquid And Parts	720.680	3.049.554	4.035.132	34.471.834
743 Pumps, Compressors, Fans, Blowers, Centrifuges, And Parts	1.160.328	9.802.169	11.302.207	79.624.138
744 Mechanical Handling Equipments And Parts	3.230.070	10.829.093	15.670.476	74.059.485

K2. IMPOR KAWASAN BERIKAT / BOUND ZONE IMPORT
MENURUT GOLONGAN BARANG SITC / BY SITC COMMODITY GROUP
**** JUNI / JUNE 2010 ****

SITC Uraian Golongan Barang <i>Group Description</i>	Berat Bersih / <i>Net Weight (Kg)</i>		Nilai CIF / <i>CIF Value (US\$)</i>	
	Bulan ini <i>Current month</i>	Kumulatif <i>Cum. Jan to date</i>	Bulan ini <i>Current month</i>	Kumulatif <i>Cum. Jan to date</i>
745 Other Non-Electical Machinery, Tools, And Mechanical Apparatus	583.422	2.444.790	5.620.829	37.087.522
746 Ball Or Roller Bearings	8.255.709	9.694.125	11.837.126	29.824.075
747 Taps, Cocks, And Valves For Pipes	546.021	3.538.604	6.553.753	72.495.090
748 Transmission Shafts And Cranks	1.760.378	6.196.476	13.396.799	75.586.295
749 Non-Electric Parts And Accessories Of Machineries	721.821	3.341.511	12.361.117	52.962.000
751 Office Machines	82.614	945.743	4.512.599	40.400.854
752 Automatic Data Processing Machines And Their Units	827.128	3.512.968	10.766.400	52.165.475
759 Parts And Accessories For Machine Of Heading 751 Or 752	724.862	3.641.062	19.344.414	183.696.865
761 Television Receivers	2.305.749	10.295.290	42.255.644	228.365.992
762 Radio Broadcast Receivers	54	7.960	12.107	763.182
763 Sound Recorders Or Reproducers	12.319	49.383	719.886	2.615.269
764 Telecommunication Equipments And Parts	3.377.997	20.996.875	103.898.505	552.375.577
771 Electric Power Machinery And Parts	500.281	3.745.405	10.112.948	57.216.061
772 Electrical Apparatus For Making And Breaking Electrical Circuits	7.477.076	23.578.361	103.456.430	559.251.240
773 Equipment For Distributing Electricity	3.332.648	15.785.757	27.090.064	157.274.438
774 Electrical Apparatus For Medical Purposes And Radiological Apparatus	2.440	10.496	57.814	450.257
775 Household Type, Electrical/Non-Electrical Equipments	1.315.583	8.692.283	5.484.462	192.246.941
776 Thermionic, Cold Cathode, And Photo Cathode Valves/Tubes	2.890.939	15.401.914	168.918.491	803.489.729
778 Electrical Machinery And Apparatus	13.059.488	27.510.993	132.576.414	513.480.108
781 Passengger Motor Cars	9.198.623	15.214.427	26.083.475	90.823.880
782 Motor Vehicle For The Transportatation Of Goods	1.812.505	4.035.255	6.282.837	23.694.901
783 Road Motor Vehicles	306.483	372.579	2.067.183	2.208.607
784 Parts And Accessories Of The Motor Vehicles	4.574.147	24.206.735	51.203.888	257.977.328
785 Motorcycles, Scooters, And Other Cycles Motorized/Non Motorized	1.504.663	8.071.277	8.274.356	48.725.593
786 Trailers And Other Vehicles, Not Motorized	87.507	2.181.934	126.063	6.262.003
791 Railway Vehicles And Associated Equipments	608	9.684	7.920	93.582
792 Aircraft And Associated Equipments And Parts	614.878	987.389	35.886.370	63.352.709
793 Ships, Boats, And Floating Structures	8.806.227	19.153.163	2.761.164	25.611.524
811 Prefabricated Buildings	36.363	645.827	89.510	3.193.742
812 Sanitary, Plumbing, Heating, And Lighting Fixtures/Fittings	8.040	239.979	131.214	799.125
813 Lighting Fixtures And Fittings	74.380	285.981	765.423	3.051.589
821 Furnitures And Parts	125.947	811.411	369.783	6.232.397
831 Travel Goods	31.404	223.896	503.427	3.056.373
841 Men'S Coats/Jackets, Not Knitted	1.320	31.235	18.439	168.324
842 Women'S Coats/Jacket, Not Knitted	4.593	12.978	40.571	177.713
843 Men'S Coats/Jackets, Knitted	1.305	149.448	30.882	1.331.296
844 Women'S Coats/Jackets, Knitted	31.491	101.371	230.380	634.036
845 Articles Of Apparel	130.077	871.907	2.449.109	11.932.642
846 Clothing Accessories Of Textiles Fabrics	202.804	975.167	3.290.181	22.103.318
848 Articles Of Apparel And Clothing Accessories Of Other Than Textile Fab	378.055	1.702.494	4.273.265	18.285.475
851 Footwears	445.809	2.573.100	6.371.164	31.886.371
871 Optical Instrument And Apparatus	15.602	430.545	1.011.237	9.422.724
872 Medical Instruments And Appliances	75.657	838.583	1.343.412	10.200.237
873 Meters And Counters	141.175	835.020	1.684.165	9.157.915
874 Measuring, Checking, Analysing, And Controlling Instrument And Apparatus	304.240	1.833.800	5.717.432	53.382.044
881 Photographic Apparatus And Equipments	17.643	92.342	1.916.307	9.877.564
882 Photographic And Chinematographic Supplies	120.259	841.329	138.376	1.571.268
883 Cinematograph Film, Exposed And Developed	29	195	823	16.945
884 Optical Goods	150.634	551.403	10.387.716	52.397.405
885 Watches And Clocks	10.402	27.923	197.401	676.195
891 Arms And Ammunitions	6	1.942	457	20.054
892 Printed Matter	583.342	3.116.590	7.600.378	39.496.836
893 Article Of Plastics	3.535.602	18.286.302	21.936.550	115.039.342
894 Baby Carriages, Toys, Games, And Sporting Goods	66.474	250.874	1.203.849	6.485.080

K2. IMPOR KAWASAN BERIKAT / BOUND ZONE IMPORT
MENURUT GOLONGAN BARANG SITC / BY SITC COMMODITY GROUP
**** JUNI / JUNE 2010 ****

SITC Uraian Golongan Barang <i>Group Description</i>	Berat Bersih / <i>Net Weight (Kg)</i>		Nilai CIF / <i>CIF Value (US\$)</i>	
	Bulan ini <i>Current month</i>	Kumulatif <i>Cum. Jan to date</i>	Bulan ini <i>Current month</i>	Kumulatif <i>Cum. Jan to date</i>
895 Office And Stationery Supplies	301.886	1.561.204	2.758.636	9.923.289
896 Works Of Art, Collectors Pieces And Antiques	0	2.324	0	82.141
897 Jewellery, Goldsmith, Silversmith Wares, And Other Articles	6.239	35.974	7.262.185	10.287.342
898 Musical Instrument And Parts/Accessories	857.489	4.333.594	12.807.108	53.103.272
899 Other Miscellaneous Manufactured Articles	888.651	3.685.493	23.022.830	130.828.125
961 Coin Not Being Legal Tender	18	100	676	2.460
971 Gold, Non-Monetary	24.225	132.116	5.003.376	23.224.655
TOTAL IMPOR	587.129.867	2.937.411.221	2.029.576.303	10.443.778.221

<https://www.bps.go.id>

K3. IMPOR KAWASAN BERIKAT / BOUND ZONE IMPORT

MENURUT NEGARA ASAL / BY COUNTRY OF ORIGIN

**** JUNI / JUNE 2010 ****

Kode Code	Negara Asal Country of Origin	Berat Bersih / Net Weight (Kg)		Nilai CIF / CIF Value (US\$)	
		Bulan ini Current month	Kumulatif Cum. Jan to date	Bulan ini Current month	Kumulatif Cum. Jan to date
111	JP JAPAN	120.843.946	403.860.920	401.522.689	1.885.871.529
112	HK HONG KONG	9.275.437	55.341.026	113.252.196	617.710.699
113	KP KOREA, DEM. PEOPLE'S REP.	898	1.863	19.288	35.757
114	KR KOREA, REPUBLIC OF	35.267.272	194.882.552	209.873.575	1.054.812.167
115	TW TAIWAN	14.802.585	140.339.349	79.341.998	404.206.164
116	CN CHINA	81.501.644	433.993.557	379.396.448	1.522.964.076
117	MN MONGOLIA	0	780	0	28.459
118	MO MACAU	59.215	626.311	315.702	3.037.899
120	PG PAPUA NEW GUINEA	102.000	329.318	39.948	261.378
121	TH THAILAND	96.763.531	344.198.004	98.236.925	427.128.334
122	SG SINGAPORE	70.947.359	480.393.912	354.042.605	2.486.206.193
123	PH PHILIPPINES	1.557.053	25.967.741	18.639.543	105.026.655
124	MY MALAYSIA	57.034.540	243.289.407	90.496.062	432.987.898
125	MM MYANMAR	8.505	143.852	20.423	639.126
126	KH CAMBODIA	7.245	68.388	85.788	388.636
127	BN BRUNEI DARUSSALAM	0	19.759	0	86.350
128	LA LAO PEOPLE'S DEM. REP.	191	196	1.912	2.441
129	NP NEPAL	6	6	35	35
130	BT BHUTAN	0	99	0	86.700
131	VN VIET NAM	2.698.237	19.039.276	13.816.429	80.968.179
133	IN INDIA	5.061.962	33.753.601	11.493.583	73.391.376
134	PK PAKISTAN	171.439	2.361.889	911.790	9.392.140
135	BD BANGLADESH	2.667	690.197	30.044	5.465.497
136	LK SRI LANKA	16.126	240.953	81.588	1.194.506
142	IR IRAN (ISLAMIC REPUBLIC OF)	88.395	8.521.891	100.283	3.284.302
143	SA SAUDI ARABIA	6.824.773	41.309.471	6.036.511	43.363.751
144	IL ISRAEL	119	417	58.386	197.173
145	KW KUWAIT	802.550	13.474.341	930.254	14.150.470
146	JO JORDAN	117.349	296.455	196.870	354.779
149	PN PALESTINA	0	156	0	5.117
151	YE YEMEN	0	1.412	0	7.019
154	TR TURKEY	443.537	2.091.989	4.010.689	19.042.149
155	AE UNITED ARAB EMIRATES	1.009.712	4.965.830	1.464.602	6.436.831
156	QA QATAR	481.154	1.610.072	920.617	3.023.624
157	BH BAHRAIN	25.180	224.853	56.904	418.972
158	CY CYPRUS	140.000	307.633	94.973	204.026
211	EG EGYPT	431.910	28.521.749	467.132	6.185.723
213	MA MOROCCO	3.213	28.651	49.276	123.655
214	TN TUNISIA	0	68	0	1.028
216	SD SUDAN	16	58.821	184	131.236
219	NA NAMIBIA	4	24.871	122	68.274
222	TZ TANZANIA, UNITED REP. OF	0	1.518.067	0	2.538.648
225	KE KENYA	150.000	842.508	2.000.000	3.095.419
227	MZ MOZAMBIQUE	0	3	0	153
230	TG TOGO	99.681	902.586	190.869	1.573.068
231	GH GHANA	0	53.750	0	75.145
232	LR LIBERIA	166	586	1.437	4.590
234	AO ANGOLA	0	240.000	0	1.040.400
236	CM CAMEROON	395	99.010	3.737	149.202
237	NG NIGERIA	204.378	204.378	396.727	396.727
238	SL SIERRA LEONE	0	4	0	76
239	GA GABON	0	18.369	0	41.587
240	CI COTE D'IVOIRE	294.056	470.396	539.509	871.379

K3. IMPOR KAWASAN BERIKAT / BOUND ZONE IMPORT

MENURUT NEGARA ASAL / BY COUNTRY OF ORIGIN

**** JUNI / JUNE 2010 ****

Kode Code	Negara Asal Country of Origin	Berat Bersih / Net Weight (Kg)		Nilai CIF / CIF Value (US\$)	
		Bulan ini Current month	Kumulatif Cum. Jan to date	Bulan ini Current month	Kumulatif Cum. Jan to date
241	SN SENEGAL	1.107	1.212	65.483	112.726
242	MR MAURITANIA	0	4.575	0	8.335
243	ML MALI	499.612	859.612	955.504	1.247.104
244	BJ BENIN	48.531	348.150	91.477	613.303
245	BF BURKINA FASO	0	1.391.639	0	2.360.751
248	VI U.S. VIRGIN ISLANDS	0	4.235	0	45.942
251	UG UGANDA	0	4	0	2
252	CF CENTRAL AFRICAN REPUBLIC	48.527	248.527	91.470	437.239
253	NE NIGER	0	19.397	0	325.888
256	SH SAINT HELENA	0	1.203	0	5.382
257	ST SAO TOME AND PRINCIPE	3	3	1.637	1.637
260	SZ SWAZILAND	126	3.035	10.513	271.811
261	ZA SOUTH AFRICA	18.768.607	67.075.207	16.962.897	78.274.396
262	ZW ZIMBABWE	206.600	996.300	1.033.913	7.445.132
263	ZM ZAMBIA	0	200.277	0	275.956
267	MU MAURITIUS	0	1.379	0	38.966
298	VG VIRGIN ISLANDS (BRITISH)	14.258	180.305	95.955	1.279.915
311	AU AUSTRALIA	5.962.189	59.143.416	11.403.774	100.804.261
312	NZ NEW ZEALAND	2.921.918	17.207.698	1.518.962	8.190.953
322	NC NEW CALEDONIA	0	69	0	2.398
328	IO BRITISH INDIAN OCEAN TERRITORY	0	1	0	52
329	ON OTH.OCEANIA	0	193.020	0	332.946
331	AS AMERICAN SAMOA	433.043	1.602.524	243.738	1.395.449
332	CK COOK ISLANDS	0	74.488	0	398.419
333	FJ FIJI	0	19.226	0	48.297
334	KI KIRIBATI	0	1.200.021	0	1.079.700
335	MH MARSHALL ISLANDS	0	2	0	37
336	WS SAMOA	4.252	6.052	46.999	75.214
337	SB SOLOMON ISLANDS	0	64	0	947
339	TV TUVALU	0	7.997	0	9.596
342	CC COCOS (KEELING) ISLANDS	122	122	3.846	3.846
343	TK TOKELAU	0	580	0	12.512
391	TL EAST TIMOR	69	69	792	792
411	US UNITED STATES	11.734.892	61.766.848	65.162.960	292.792.389
412	CA CANADA	3.052.936	6.164.619	4.641.578	13.989.717
421	MX MEXICO	88.809	521.843	581.149	2.474.292
422	GT GUATEMALA	2.802	3.372	4.686	7.416
424	NI NICARAGUA	0	239	0	558
425	PA PANAMA	0	164.897	0	127.914
426	CU CUBA	531	1.438	2.860	7.740
427	CB CURACAO	0	5.149	0	33.475
428	SR SURINAME	0	29.600	0	21.140
431	CL CHILE	570.097	25.006.279	561.279	14.613.310
433	AR ARGENTINA	82.955	1.133.545	1.167.839	5.571.796
434	BR BRAZIL	6.715.180	28.513.670	16.478.446	63.921.863
435	CO COLOMBIA	165	495.290	5.227	659.520
437	UY URUGUAY	173.101	175.451	107.259	154.958
438	PY PARAGUAY	416.339	1.693.493	340.885	1.851.739
442	PE PERU	7.609	33.281	34.198	93.442
443	GY GUYANA	23.864	34.659	80.711	130.006
445	BS BAHAMAS	0	21.477	0	99.106
446	JM JAMAICA	0	155	0	915
447	PR PUERTO RICO	2.225	4.211	321.874	527.058

K3. IMPOR KAWASAN BERIKAT / BOUND ZONE IMPORT

MENURUT NEGARA ASAL / BY COUNTRY OF ORIGIN

**** JUNI / JUNE 2010 ****

Kode Code	Negara Asal Country of Origin	Berat Bersih / <i>Net Weight (Kg)</i>		Nilai CIF / <i>CIF Value (US\$)</i>	
		Bulan ini <i>Current month</i>	Kumulatif <i>Cum. Jan to date</i>	Bulan ini <i>Current month</i>	Kumulatif <i>Cum. Jan to date</i>
448	BZ BELIZE	0	14.600	0	38.878
449	DO DOMINICAN REPUBLIC	0	130	0	6.991
450	SV EL SALVADOR	21	21	3.975	3.975
451	CR COSTA RICA	12.201	99.759	210.263	435.276
454	AG ANTIGUA AND BARBUDA	142	474	1.944	3.386
457	BM BERMUDA	28	28	192	192
460	DM DOMINICA	7.572	96.204	9.843	124.691
467	AN NETHERLANDS ANTILLES	69	5.064	1.248	32.227
469	LC SAINT LUCIA	0	2.202	0	53.502
511	GB UNITED KINGDOM	684.326	27.297.214	6.018.937	34.198.364
512	NL NETHERLANDS	1.297.784	9.552.446	14.341.211	47.632.429
513	FR FRANCE	2.276.296	10.323.091	9.085.551	56.529.414
514	DE GERMANY, FED. REP. OF	4.795.826	25.986.480	38.173.685	187.014.706
515	AT AUSTRIA	269.808	1.768.306	9.732.264	65.347.184
516	BE BELGIUM	2.990.029	12.577.841	2.539.361	20.881.650
517	CH SWITZERLAND	226.517	2.686.742	1.976.494	14.112.263
518	LU LUXEMBOURG	460.000	2.681.259	104.038	630.988
521	DK DENMARK	83.433	318.580	523.318	2.465.628
522	NO NORWAY	99.076	1.858.531	1.446.379	48.503.156
523	SE SWEDEN	1.262.179	7.585.610	1.658.919	10.848.998
524	FI FINLAND	451.101	3.331.781	666.546	7.433.155
525	IE IRELAND	1.502	126.245	134.852	3.333.538
526	IT ITALY	9.337.495	14.586.414	22.435.716	51.832.153
527	ES SPAIN	362.649	4.095.700	2.494.282	11.570.839
528	PT PORTUGAL	5.796	185.568	90.475	2.090.537
529	IS ICELAND	0	300	0	4.774
531	GR GREECE	452.813	1.477.725	857.633	4.270.607
532	VA VATICAN CITY STATE	0	59	0	1.844
534	LI LIECHTENSTEIN	366	547	14.115	20.676
540	CD DEMOCRATIC REP. OF THE CONGO	159.682	557.061	362.477	2.164.991
542	HU HUNGARY	29.921	177.941	466.495	2.549.547
543	PL POLAND	77.647	433.120	362.483	2.228.118
544	RO ROMANIA	14.436	156.950	281.287	1.298.935
545	BG BULGARIA	41.503	409.826	390.853	2.016.150
548	AL ALBANIA	0	8.225	0	245.000
549	AM ARMENIA	0	15.551	0	35.745
550	AZ AZERBAIJAN	0	297.766	0	634.923
553	KG KYRGYZSTAN	3.158	3.424	14.225	17.354
555	TJ TAJIKISTAN	1.075	1.076	17.713	17.716
557	UA UKRAINE	2.295.738	42.961.547	1.829.331	28.634.437
558	UZ UZBEKISTAN	0	202.039	0	354.105
560	LV LATVIA	0	46.773	0	312.095
562	GE GEORGIA	26.000	54.104	14.820	61.659
563	HR CROATIA	3.318	312.672	57.208	293.665
564	BA BOSNIA AND HERZEGOVINA	0	391	0	1.104
565	MT MALTA	2.203	4.774	31.492	39.895
566	SK SLOVAKIA	38.847	625.507	235.085	658.655
567	SI SLOVENIA	45.924	96.964	39.164	119.619
568	CZ CZECH REPUBLIC	12.313	108.393	641.683	4.808.538
572	RU RUSSIA FEDERATION	282.158	2.386.978	1.155.182	7.008.974
TOTAL IMPOR		587.129.867	2.937.411.221	2.029.576.303	10.443.778.221

K4. IMPOR KAWASAN BERIKAT / BOUND ZONE IMPORT
MENURUT PROPINSI DAN PELABUHAN IMPOR / BY PROVINCE AND PORT OF IMPORTATION
**** JUNI / JUNE 2010 ****

Kode Code	Propinsi / Pelabuhan Impor Province / Port of Importation	Berat Bersih / Net Weight (Kg)		Nilai CIF / CIF Value (US\$)	
		Bulan ini Current month	Kumulatif Cum. Jan to date	Bulan ini Current month	Kumulatif Cum. Jan to date
	NANGROE ACEH DARUSSALAM	0	16.556	0	160.738
111	IDTPK TAPAKTUAN	0	16.556	0	160.738
	SUMATERA UTARA	6.580.296	57.445.783	11.843.835	103.604.578
144	IDBLW BELAWAN	6.575.564	57.432.302	11.784.742	102.742.186
166	IDMES MEDAN / POLONIA (U)	4.732	13.481	59.093	862.392
	RIAU	35.824.125	250.692.712	15.089.817	118.008.262
225	IDDUM DUMAI	4.479.420	59.444.685	1.218.401	37.997.103
277	IDBUN BUATAN	31.344.705	191.248.027	13.871.416	80.011.159
	KEPULAUAN RIAU	213.229.141	1.016.779.296	522.484.654	3.465.891.438
248	IDTBK TANJUNG BALAI KARIMUN	1.512.651	24.494.550	3.242.174	48.736.601
250	IDTAN TANJUNG UBAN	1.282.801	1.399.788	22.514.517	23.021.780
251	IDTPN TANJUNG PINANG	9.103.331	9.784.551	2.532.370	4.550.643
257	IDBPD BELAKANG PADANG	0	9	0	22.238
258	IDBTU BATU AMPAR	66.750.829	384.004.938	213.942.366	1.689.318.633
262	IDTNJ KIJANG (U)	0	793	0	2.529
265	IDSKP SEKUPANG	12.158.854	84.203.259	162.289.148	972.735.684
267	IDKAB KABIL/PANAU	122.323.853	512.231.008	85.901.137	485.680.972
271	IDBTH HANG NADIM (U)	96.822	660.400	32.062.942	241.822.358
	DKI JAKARTA	239.615.915	1.156.579.109	1.294.988.309	5.886.578.300
431	IDTPP TANJUNG PRIOK	236.340.633	1.083.752.684	1.030.463.169	4.663.270.739
432	IDKLB KALIBARU	0	55.076.724	0	11.896.058
433	IDJKT JAKARTA / PASAR IKAN	305	5.118	5.627	31.888
434	IDCGK SOEKARNO-HATTA (U)	3.274.111	17.739.232	264.226.905	1.210.338.565
435	IDPSB JKT./ POS PASAR BARU	0	123	0	3.721
436	IDHLP HALIM PERDANA KUSUMA (U)	866	5.228	292.608	1.037.329
	BANTEN	1.250.000	3.761.204	1.078.625	3.549.423
461	IDMRK MERAK	1.250.000	3.761.204	1.078.625	3.549.423
	JAWA BARAT	0	3.935	0	205.274
463	IDCBN CIREBON/PENGGUNG (U)	0	12	0	727
466	IDBDO HUSEIN SASTRANEGARA	0	1.340	0	68.257
468	IDBND GEDE BAGE-BANDUNG (PTT)	0	2.583	0	136.290
	JAWA TENGAH	26.468.331	127.967.726	89.377.491	427.578.085
494	IDTES TANJUNG EMAS	26.449.472	127.898.624	89.120.655	426.593.971
496	IDSRG ACHMAD YANI (U)	17.562	53.978	233.811	711.730
497	IDSMR SEMARANG (PTT)	0	2.342	0	10.845
498	IDSOC JEBRES/ADI SUMARMO	1.297	12.782	23.025	261.539
	DI YOGYAKARTA	285	424	2.377	5.813
531	IDJOG ADI SUCIPTO (U)	285	424	2.377	5.813
	JAWA TIMUR	64.137.799	323.524.994	92.335.362	426.555.249
563	IDTPE TANJUNG PERAK	63.894.930	319.939.249	81.949.819	379.804.414
567	IDBJU BANYUWANGI	0	1.444.976	0	1.286.950
587	IDSUB JUANDA (U)-SURABAYA	134.158	620.651	9.750.985	39.752.178
588	IDSUR SURABAYA (PTT)	108.711	1.520.118	634.558	5.711.707
	BALI	23.975	180.373	2.375.833	10.750.231
613	IDBOA BENOA/LOLOAN	0	16.000	0	48.486
620	IDDPS NGURAH RAI (U)	23.975	164.373	2.375.833	10.701.745

K4. IMPOR KAWASAN BERIKAT / BOUND ZONE IMPORT
MENURUT PROPINSI DAN PELABUHAN IMPOR / BY PROVINCE AND PORT OF IMPORTATION
**** JUNI / JUNE 2010 ****

Kode Code	Propinsi / Pelabuhan Impor Province / Port of Impotation	Berat Bersih / <i>Net Weight (Kg)</i>		Nilai CIF / <i>CIF Value (US\$)</i>	
		Bulan ini Current month	Kumulatif Cum. Jan to date	Bulan ini Current month	Kumulatif Cum. Jan to date
	KALIMANTAN BARAT	0	6.523	0	9.929
714	IDPON PONTIANAK	0	6.523	0	9.929
	SULAWESI UTARA	0	452.586	0	880.901
835	IDBIT BITUNG	0	444.392	0	853.533
843	IDMDC SAM RATULANGI (U)	0	8.194	0	27.368
	TOTAL IMPOR	587.129.867	2.937.411.221	2.029.576.303	10.443.778.221

<https://www.bps.go.id>

DATA

MENCERDASKAN BANGSA



BADAN PUSAT STATISTIK

Jl. dr. Sutomo No. 6-8 Jakarta 10710
Telp. : (021) 3841195, 3842508, 3810291-4, Fax. : (021) 3857046
Homepage : <http://www.bps.go.id> E-mail : bpsdq@bps.go.id

