

Buletin Statistik Perdagangan Luar Negeri
Foreign Trade Statistical Bulletin

EKSPOR /EXPORTS

ISSN : 0126 - 5775

No. Publikasi / *Publication Number* : 05410.0614

Katalog BPS / *BPS Catalogue*: 8101.

Ukuran Buku / *Book Size* : 21 Cm X 28 Cm

Jumlah Halaman / *Total Pages* : 148 Halaman / *Pages*

Naskah / *Manuscript* :

Bagian Statistik Ekspor

Export Statistics Division

Gambar Kulit / *Cover Design* :

Bagian Statistik Ekspor

Export Statistics Division

Diterbitkan oleh / *Published by* :

Badan Pusat Statistik, Jakarta - Indonesia

CBS, Indonesia

Dicetak oleh / *Printed by* :

CV Nario Sari

Boleh dikutip dengan menyebut sumbernya

May be cited with reference to the source

<https://www.bps.go.id>

KATA PENGANTAR

Buletin Statistik Perdagangan Luar Negeri Ekspor yang diterbitkan secara bulanan memuat data ekspor menurut sektor, Perkembangan ekspor komoditi pertanian, Perkembangan ekspor komoditi industri, Perkembangan ekspor komoditi pertambangan dan Perkembangan ekspor Indonesia menurut komoditi dan negara tujuan secara kumulatif dari Januari sampai bulan berjalan.

Buletin ini juga menyajikan ulasan singkat tentang perbandingan, pertumbuhan dan peranan serta data pokok yang cukup menonjol atau yang mengalami perubahan yang signifikan. Diharapkan dengan adanya informasi semacam ini, para pengguna data ekspor dapat melihat dan mengikuti perkembangan ekspor secara garis besar.

Kepada para pengguna data, saran dan kritik yang bersifat konstruktif demi penyempurnaan publikasi ini, sangat diharapkan. Dengan demikian usaha BPS untuk meningkatkan pelayanan dan pemasyarakatan statistik (khususnya data Statistik Ekspor) dapat dilaksanakan secara baik dan berkesinambungan.

Jakarta, Desember 2006

BADAN PUSAT STATISTIK

KEPALA,

DR. Rusman Heriawan

NIP. 340003999

ISI / CONTENT

Halaman / Page

| | |
|---------------------------------------|---------|
| Kata Pengantar / <i>Preface</i> | iii |
| Isi / <i>Content</i> | iv |
| Ringkasan / <i>Highlight</i> | v - xiv |

Jilid / Volume

| | |
|--|---|
| Tabel 1. Ringkasan Perkembangan Ekspor Indonesia | 1 |
| Tabel 2. Perkembangan Ekspor Komoditi Pertanian | 1 |
| Tabel 3. Perkembangan Ekspor Komoditi Industri | 2 |
| Tabel 4. Perkembangan Ekspor Komoditi Pertambangan | 4 |
| Tabel 5. Perkembangan Ekspor Indonesia Menurut Komoditi dan Negara Tujuan | 5 |

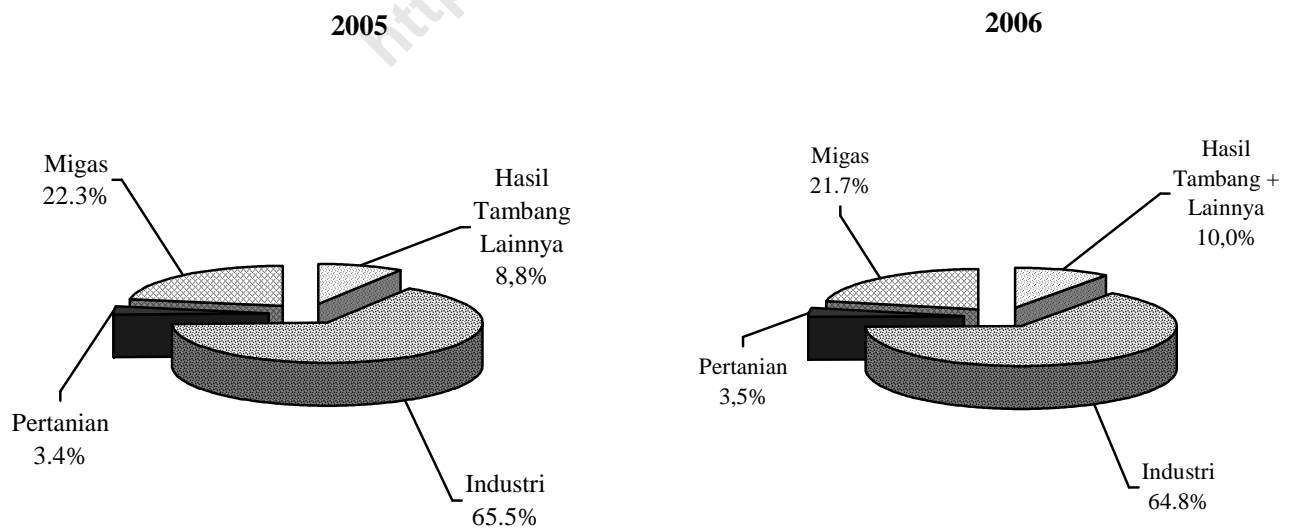
RINGKASAN

Ekspor Indonesia pada periode Januari - September 2006 mencapai nilai US\$ 73 553,1 juta dengan volume 232 437,1 ribu ton, yang terdiri dari US\$ 15 966,3 juta hasil ekspor minyak dan gas bumi dan US\$ 57 586,8 juta hasil ekspor komoditi non migas.

Dibandingkan periode yang sama tahun 2005, nilai ekspor naik US\$ 10 853,7 juta, karena adanya kenaikan ekspor non migas senilai US\$ 8 860,5 juta, demikian juga dari kelompok migas mengalami

kenaikan sebesar US\$ 1 993,2 juta atau naik 14,26 persen dibanding periode yang sama tahun sebelumnya. Walaupun demikian, diperlihatkan bahwa penerimaan dari sektor migas masih bisa diharapkan, karena perkembangan harga di pasaran internasional menunjukkan peningkatan. Bulan September 2006 harga minyak mentah Indonesia US\$ 62,49 per barelnya, naik sebesar US\$ 0,88 per barel dibandingkan bulan September 2005.

Grafik 1 : PERBANDINGAN NILAI EKSPOR INDONESIA PADA JANUARI-SEPTEMBER 2005 & 2006

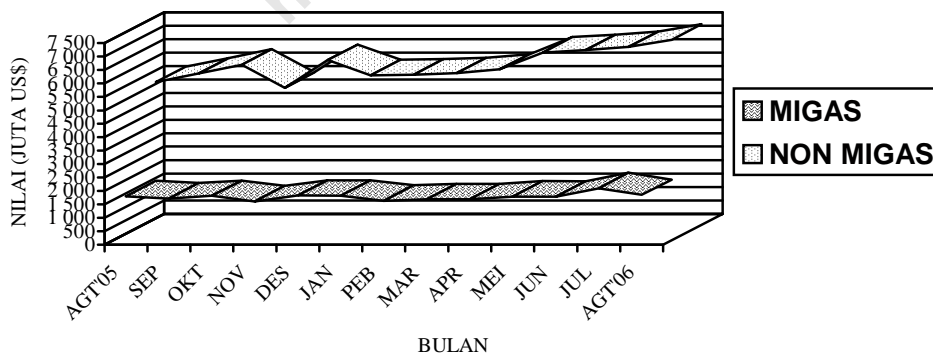


Pada Grafik 1 ditampilkan perbandingan nilai ekspor selama Periode Januari - September 2005 dan 2006. Sedangkan trend perkembangannya dari bulan September 2005 sampai dengan September 2006 disajikan pada Grafik 2, 3, dan 4. Nilai ekspor kelompok migas pada Januari - September 2005 senilai US\$ 13 973,1 juta yang terdiri dari minyak mentah, hasil minyak dan gas masing-masing senilai US\$ 5 216,3 juta, US\$ 1 210,2 juta, dan US\$ 5 826,7 juta. Sedangkan pada Januari -

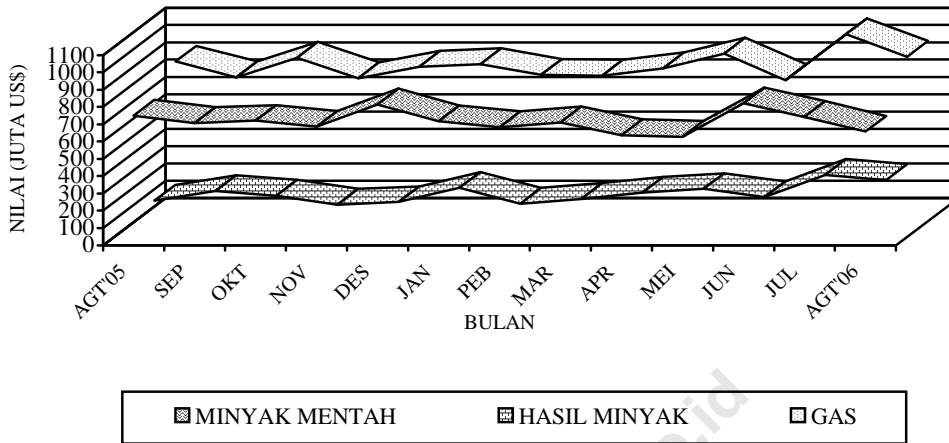
September 2006 nilai untuk kelompok migas masing-masing sebesar US\$ 5 599,9 juta, US\$ 1 808,6 juta dan US\$ 6 956,7 juta.

Nilai ekspor untuk kelompok non migas yang terdiri dari hasil pertanian, industri serta hasil tambang dan lainnya pada bulan Januari - September 2005 masing-masing US\$ 1 855,2 juta, US\$ 36 245,5 juta, dan US\$ 4 823,6 juta. Sementara itu pada periode Januari - September 2006 masing-masing mencapai US\$ 2 243,3 juta, US\$ 41 784,1 juta, dan US\$ 6 316,6 juta.

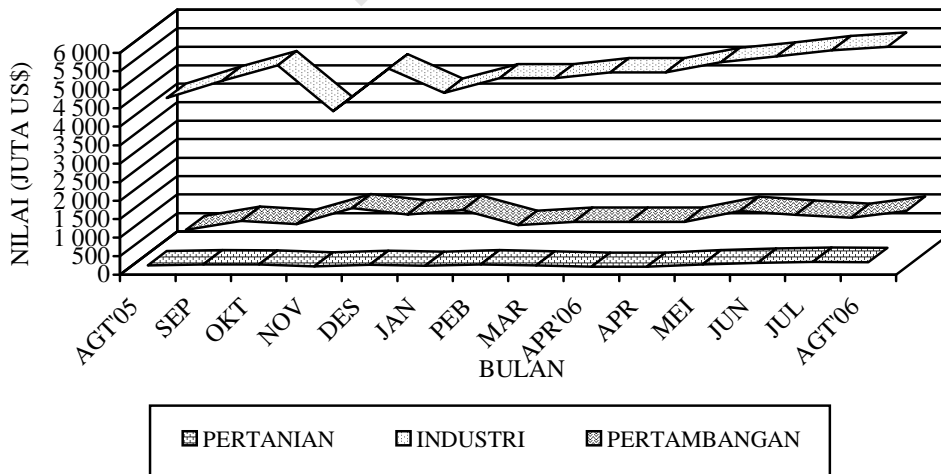
Grafik 2 : PERKEMBANGAN NILAI EKSPOR MIGAS DAN NON MIGAS SELAMA SEPTEMBER 2005 SAMPAI DENGAN SEPTEMBER 2006



**Grafik 3 : PERKEMBANGAN NILAI EKSPOR KOMODITI MIGAS
SELAMA SEPTEMBER 2005 SAMPAI DENGAN SEPTEMBER 2006**



**Grafik 4 : PERKEMBANGAN NILAI EKSPOR KOMODITI NON MIGAS
SELAMA SEPTEMBER 2005 SAMPAI DENGAN SEPTEMBER 2006**



Tabel A. RINGKASAN EKSPOR NON MIGAS INDONESIA
(JUTA US\$)

| Tahun dan Bulan | Hasil sektor pertanian | Hasil sektor industri | Hasil sektor tambang | Total |
|------------------------|-------------------------------|------------------------------|-----------------------------|--------------|
| [1] | [2] | [3] | [4] | [6] |
| 2004 | | | | |
| Agustus | 248,2 | 4 392,7 | 424,6 | 5 065,5 |
| September | 230,7 | 4 956,0 | 579,6 | 5 766,3 |
| Oktober | 263,2 | 5 214,3 | 500,5 | 5 978,0 |
| November | 208,6 | 3 955,2 | 564,0 | 4 727,8 |
| Desember | 237,5 | 4 317,0 | 731,6 | 5 286,1 |
| 2005 | | | | |
| Januari | 209,6 | 4 258,4 | 439,7 | 4 907,7 |
| Pebruari | 232,4 | 4 359,6 | 447,6 | 5 039,6 |
| Maret | 233,0 | 4 633,1 | 723,9 | 5 590,0 |
| April | 238,5 | 4 481,5 | 501,6 | 5 221,6 |
| Mei | 218,9 | 4 842,9 | 719,9 | 5 781,7 |
| Juni | 218,8 | 4 534,1 | 624,5 | 5 377,4 |
| Juli | 289,7 | 4 572,5 | 667,1 | 5 529,3 |
| Agustus | 214,3 | 4 563,4 | 699,3 | 5 477,0 |
| September | 273,7 | 4 852,8 | 675,6 | 5 802,1 |
| Oktober | 267,3 | 5 273,5 | 590,9 | 6 131,7 |
| November | 221,4 | 4 034,4 | 1 016,0 | 5 271,8 |
| Desember | 262,7 | 5 187,5 | 848,4 | 6 298,6 |
| 2006 | | | | |
| Januari | 237,4 | 4 527,8 | 968,6 | 5 733,8 |
| Pebruari | 279,1 | 4 920,0 | 561,2 | 5 760,3 |
| Maret | 240,9 | 4 922,2 | 645,3 | 5 808,4 |
| April | 212,5 | 5 085,0 | 651,8 | 5 949,3 |
| Mei | 274,9 | 5 363,9 | 941,6 | 6 580,4 |
| Juni | 316,1 | 5 512,1 | 843,0 | 6 671,2 |
| Juli | 344,1 | 5 679,8 | 757,9 | 6 781,8 |
| Agustus | 338,3 | 5 773,3 | 947,2 | 7 058,8 |

Dipandang dari negara tujuan ekspor (Tabel B), pada bulan September 2006 kelompok migas yang ditujukan ke kawasan China dan Muangthai, sebesar masing-masing US\$ 339,3 juta, dan US\$ 55,7 juta memperlihatkan peningkatan dibanding tahun 2005. Negara yang memperlihatkan peningkatan ekspor kelompok migas lainnya, adalah adalah Singapura dengan persentase peningkatan sebesar 50,50

persen, Amerika Serikat dengan persentase peningkatan sebesar 50,04 persen, sedangkan Jepang, Philipina dan Malaysia memperlihatkan penurunan dibanding tahun 2005, masing-masing dengan persentase penurunan sebesar 3,56 persen, 21,21 persen dan 47,45 persen. Dari Tabel B juga terlihat bahwa ekspor komoditi migas pada bulan September 2006 menunjukkan peningkatan hingga mencapai US\$ 1 852,4 juta.

Tabel B : Perkembangan Ekspor Migas & Non Migas Indonesia Menurut Negara Tujuan, September 2005 & September 2006 (Juta US\$)

| Kawasan Negara Ekspor | Migas | | | Non Migas | | |
|---------------------------------------|----------------|----------------|---------------|----------------|----------------|---------------|
| | Sept 2005 | Sept 2006 | Perubahan (%) | Sept 2005 | Sept 2006 | Perubahan (%) |
| • Asia Timur | 1 552,8 | 1 568,2 | 0,99 | 1 573,0 | 2 266,4 | 44,08 |
| - Jepang | 872,3 | 841,2 | -3,56 | 767,4 | 1 008,0 | 31,36 |
| - China | 296,7 | 339,3 | 14,37 | 302,4 | 539,2 | 78,32 |
| • Asia Selatan & Tenggara | 92,6 | 185,4 | 100,07 | 1 630,5 | 1 809,8 | 10,99 |
| - Muangthai | 1,3 | 55,7 | 4037,41 | 163,4 | 204,8 | 25,29 |
| - Singapura | 71,5 | 107,6 | 50,50 | 643,7 | 743,4 | 15,48 |
| - Philipina | 2,1 | 1,7 | -21,21 | 102,4 | 101,7 | -0,68 |
| - Malaysia | 16,9 | 8,9 | -47,45 | 257,6 | 348,6 | 35,34 |
| • Asia Barat | 0,0 | 0,0 | - | 218,2 | 288,2 | 32,08 |
| • Afrika | 0,0 | 0,0 | - | 122,3 | 173,4 | 41,78 |
| • Australia & Oseania | 118,3 | 47,6 | -59,74 | 128,8 | 165,4 | 28,39 |
| • Amerika Utara | 34,1 | 51,2 | 50,04 | 846,0 | 1 044,6 | 23,39 |
| - Amerika Serikat | 34,1 | 51,2 | 50,04 | 797,9 | 999,8 | 25,30 |
| • Amerika Tengah & Selatan | 0,0 | 0,0 | - | 124,3 | 173,2 | 39,38 |
| • Erropa Barat | 0,0 | 0,0 | - | 763,5 | 1 044,7 | 36,83 |
| • Erropa Timur | 0,0 | 0,1 | - | 69,9 | 93,2 | 33,43 |
| Total Ekspor | 1 797,9 | 1 852,4 | 3,04 | 5 477,0 | 7 058,8 | 28,88 |

Pada kelompok non migas nilai ekspor mengalami peningkatan hingga mencapai US\$ 7 058,8 juta, kecuali negara Philipina yang mengalami penurunan nilai ekspor sebesar 0,68 persen.

Pada tabel 1 disajikan ekspor menurut sektor. Disini terlihat bahwa perolehan devisa terbesar pada periode Januari - September 2006 berasal dari sektor industri dengan nilai US\$ 41 784,1 juta atau sekitar 64,57 persen dari total ekspor, sedangkan pada periode Januari - September 2005 juga berasal dari sektor industri dengan nilai US\$ 36 245,5 juta atau sekitar 65,68 persen dari total ekspor. Dibandingkan periode yang sama tahun sebelumnya, sektor industri mengalami peningkatan 15,28 persen.

Pada tabel 2 disajikan perkembangan ekspor komoditi hasil pertanian, selama periode Januari - September 2006, komoditi andalan sektor pertanian antara lain udang segar/beku dengan nilai US\$ 655,4 juta (29,22 persen); biji coklat dengan nilai US\$ 429,9 juta (19,16 persen); kopi dengan nilai US\$ 384,9 juta (17,16 persen); ikan dan lain-lain dengan nilai US\$ 329,4 juta (14,68 persen); rempah-rempah dengan nilai US\$ 112,8 juta (5,03 persen); buah-buahan dengan nilai US\$ 61,2 juta (2,73 persen); hasil pertanian lainnya dengan nilai US\$ 59,1 juta (2,63 persen); tembakau dengan

nilai US\$ 44,5 juta (2,98 persen); teh dengan nilai US\$ 35,2 juta (1,57 persen); bahan nabati lainnya dengan nilai US\$ 34,2 juta (1,52 persen).

Pada tabel 3 disajikan perkembangan ekspor komoditi hasil industri, selama periode Januari – September 2006, komoditi andalan sektor industri antara lain tekstil dengan nilai US\$ 6 335,8 juta (15,16 persen); alat listrik, ukur, fotografi, dll dengan nilai US\$ 4 916,5 juta (11,77 persen); barang dari logam tidak mulia dengan nilai US\$ 4 514,4 juta (10,80 persen); karet alam olahan dengan nilai US\$ 3 731,9 juta (8,93 persen); minyak nabati dengan nilai US\$ 3 430,6 juta (8,21 persen); kayu olahan dengan nilai US\$ 2 092,3 juta (5,01 persen); kertas dan barang dari kertas dengan nilai US\$ 1 914,6 juta (4,58 persen); bahan kimia dengan nilai US\$ 1 598,2 juta (3,82 persen); makanan olahan dengan nilai US\$ 1 270,8 juta (3,04 persen). mebel dan bagian-bagiannya dengan nilai US\$ 1 212,3 juta (2,90 persen).

Pada tabel 4 disajikan perkembangan ekspor komoditi hasil pertambangan, selama periode Januari - September 2006, komoditi andalan sektor pertambangan antara lain batu bara dengan nilai US\$ 3 816,8 juta (60,43 persen) dan biji tembaga dengan nilai US\$ 2 244,7 juta (35,54 persen).

Ekspor batu bara mengalami peningkatan 37,58 persen dibanding periode yang sama tahun sebelumnya, dan biji tembaga mengalami peningkatan 20,28 persen dibanding periode yang sama tahun sebelumnya.

Perkembangan ekspor Indonesia menurut komoditi dan negara tujuan yang disajikan pada Tabel 5, memperlihatkan bahwa ekspor selama ini lebih banyak bertumpu pada 15 komoditi utama, (ringkasan disajikan pada Tabel C yang diurut menurut nilai ekspor). Lima belas komoditi tersebut pada periode Januari - September 2006 menyumbang sekitar 62,67 persen dari ekspor non migas.

Batu bara mempunyai nilai US\$ 3 816,8 juta, naik US\$ 1 042,6 juta dari tahun lalu, komoditi ini menyumbang sekitar 7,58 persen ekspor non migas nasional pada periode Januari - September 2006.

Nilai ekspor pakaian jadi selama periode Januari - September 2006 naik US\$ 395,2 juta menjadi US\$ 3 740,9 juta.

Pada periode Januari - September 2006 nilai ekspor alat listrik US\$ 2 970,4 juta, yang naik dibanding tahun lalu sebesar US\$ 113,8 juta atau naik sekitar 3,98 persen.

Komoditi minyak kelapa sawit diekspor dengan nilai US\$ 2 742,7 juta atau 5,45 persen, crumb rubber diekspor dengan

nilai US\$ 2 526,1 juta atau sekitar 5,02 persen dari perolehan devisa non migas.

Selama periode Januari - September 2006, biji tembaga nilai ekspornya mencapai US\$ 2 244,7 juta, sedangkan tahun sebelumnya senilai US\$ 1 866,2 juta, atau terjadi peningkatan sekitar US\$ 378,5 juta (20,28 persen). Industri lainnya nilai ekspornya naik US\$ 361,1 juta (19,03 persen) menjadi US\$ 2 227,6 juta.

Perolehan devisa dari kertas dan barang dari kertas pada periode Januari - September 2006 diekspor dengan nilai US\$ 1 914,6 juta atau sekitar 3,80 persen dari kelompok non migas. Textil lainnya pada periode Januari - September 2006 diekspor dengan nilai US\$ 1 702,5 juta, sedangkan tahun sebelumnya US\$ 1 534,5 juta.

Audio visual nilai ekspornya turun US\$ 178,1 juta menjadi US\$ 1 677,7 juta. Sedangkan nilai ekspor tembaga dalam periode Januari - September 2006 naik 71,16 persen menjadi US\$ 1 333,8 juta.

Besi/baja nilai ekspornya naik US\$ 416,1 juta menjadi US\$ 1 295,5 juta, damar tiruan, bahan plastik nilai ekspornya naik US\$ 127,6 juta menjadi US\$ 1 145,8 juta. Alas kaki (kulit, karet dan kanvas) nilai ekspornya naik US\$ 156,6 juta menjadi US\$ 1 106,9 juta. Bahan kimia organik nilai

eksportnya turun US\$ 86,6 juta menjadi US\$ 1 105, juta.

**Tabel C : Ekspor Utama Barang Bukan Migas
Periode Januari - September, 2005 dan 2006**

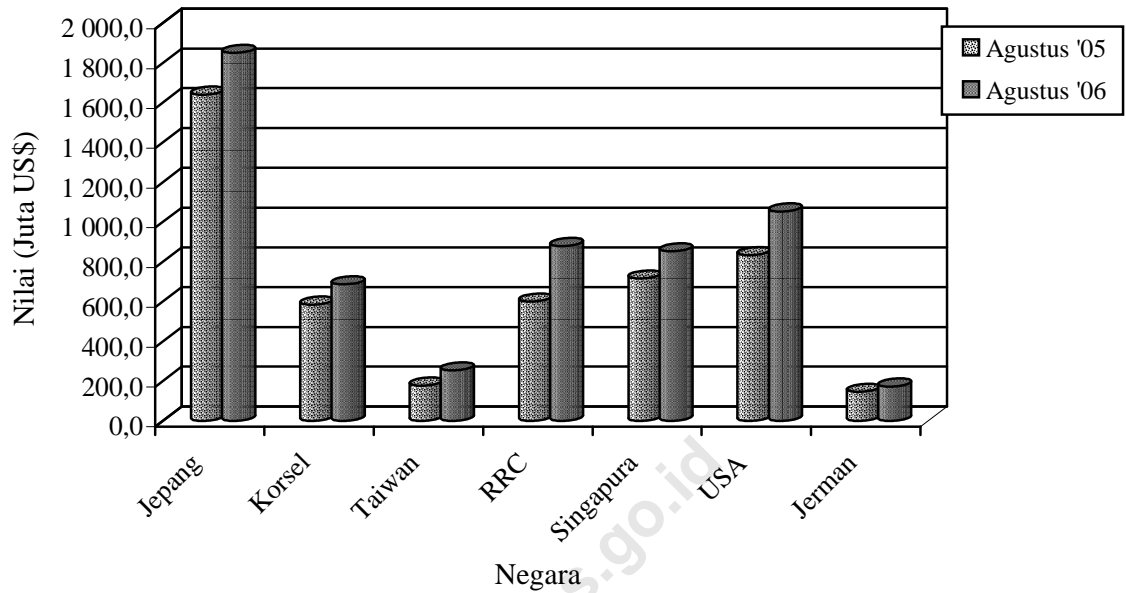
| HS | Nilai FOB (Juta US\$) | | Perubahan | | % Peran 2006 (Terhadap Non Migas) |
|-------------------------------------|-----------------------|-----------------|----------------|--------------|--------------------------------------|
| | 2005 | 2006 | Absolut | Persen | |
| Batu bara | 2 774,3 | 3 816,8 | 1 042,6 | 37,58 | 7,58 |
| Pakaian jadi | 3 345,8 | 3 740,9 | 395,2 | 11,81 | 7,43 |
| Alat listrik | 2 856,6 | 2 970,4 | 113,8 | 3,98 | 5,90 |
| Minyak kelapa sawit | 2 298,7 | 2 742,7 | 444,0 | 19,32 | 5,45 |
| Crumb rubber | 1 255,5 | 2 526,1 | 1 270,6 | 101,20 | 5,02 |
| Biji tembaga | 1 866,2 | 2 244,7 | 378,5 | 20,28 | 4,46 |
| Industri lainnya | 1 871,5 | 2 227,6 | 356,1 | 19,03 | 4,42 |
| Kertas dan barang dari kertas | 1 515,7 | 1 914,6 | 398,9 | 26,32 | 3,80 |
| Textil lainnya | 1 534,5 | 1 702,5 | 168,0 | 10,95 | 3,38 |
| Audio visual | 1 855,7 | 1 677,7 | -178,0 | -9,59 | 3,33 |
| Tembaga | 779,3 | 1 333,8 | 554,5 | 71,16 | 2,65 |
| Besi/baja | 879,4 | 1 295,5 | 416,1 | 47,31 | 2,57 |
| Damar tiruan, bahan plastik | 1 018,2 | 1 145,8 | 127,6 | 12,53 | 2,28 |
| Alas kaki (kulit, karet dan kanvas) | 955,3 | 1 106,9 | 151,6 | 15,87 | 2,20 |
| Bahan kimia organik | 1 018,5 | 1 105,1 | 86,6 | 8,50 | 2,20 |
| Total Komoditi Utama | 25 825,2 | 31 551,2 | 5 726,0 | 22,17 | 62,67 |

Nilai ekspor periode Januari - September 2006, menurut negara kelompok ekonomi, ke kelompok negara APEC adalah yang terbesar yaitu mencapai 47,16 persen dari total ekspor yaitu US\$ 64 709,2 juta, diantaranya US\$ 12 162,5 juta ke ASEAN dan US\$ 8 002,0 juta ke NAFTA. Sementara nilai ekspor ke Uni Eropa sebesar 11,38 persen (US\$ 7 365,7 juta) dan ke Timur Tengah sebesar 3,40 persen (US\$ 2 202,3 juta). Ditinjau dari perkembangannya, nilai ekspor ke negara-negara APEC naik 18,22 persen dibanding keadaan tahun 2005 yang terdiri dari peningkatan ekspor menuju Korea Selatan sebesar 16,25 persen, menuju Jepang sebesar 17,02 persen, menuju ASEAN sebesar 17,71 persen, menuju NAFTA sebesar 15,97 persen.

Nilai ekspor periode Januari - September 2006, menuju tujuh negara tujuan utama yaitu Jepang, Korea Selatan, Taiwan, RR China, Singapura, Amerika dan Jerman mencapai sebesar US\$ 40 703,5 juta atau sekitar 62,90 persen dari total ekspor. Dibandingkan periode tahun sebelumnya nilai ini naik US\$ 6 039,0 juta atau sekitar 17,42 persen.

Selain tujuh negara tujuan utama di atas, negara tujuan yang membeli produk nasional di atas US\$ 70 juta pada bulan September 2006 antara lain Hongkong, Malaysia dan Australia masing-masing dengan nilai US\$ 167,3 juta, US\$ 357,5 juta dan US\$ 180,6 juta. Sedangkan dari kawasan Eropa antara lain ke Belanda dan Inggris masing-masing dengan nilai US\$ 205,7 juta dan US\$ 133,0 juta.

Grafik 5: EKSPOR INDONESIA MENURUT NEGARA TUJUAN UTAMA BULAN AGUSTUS 2005 & 2006



Perbandingan nilai ekspor bulan September 2005 dan 2006 ke beberapa negara tertentu disajikan pada Grafik 5.

TABEL 1. RINGKASAN PERKEMBANGAN EKSPOR INDONESIA

| JENIS BARANG | BERAT BERSIH (RIBU TON) | | PERUB | NILAI FOB (JUTA US \$) | | PERUB |
|---------------------|-------------------------|------------------|--------------|------------------------|-----------------|--------------|
| | JAN-SEP 2005 | JAN-SEP 2006 | % | JAN-SEP 2005 | JAN-SEP 2006 | % |
| | (1) | (2) | (3) | (4) | (5) | (6) |
| Total Ekspor | 189,725.0 | 232,437.1 | 22.51 | 62,699.4 | 73,553.1 | 17.31 |
| MIGAS | 38,835.1 | 35,237.2 | -9.26 | 13,973.1 | 15,966.3 | 14.27 |
| MINYAK MENTAH | 15,880.2 | 13,263.9 | -16.48 | 5,923.9 | 6,215.7 | 4.93 |
| HASIL MINYAK | 4,516.7 | 4,914.8 | 8.81 | 1,433.0 | 2,022.8 | 41.15 |
| GAS ALAM | 18,438.2 | 17,058.5 | -7.48 | 6,616.2 | 7,727.8 | 16.80 |
| NON MIGAS | 150,889.9 | 197,200.0 | 30.69 | 48,726.3 | 57,586.8 | 18.18 |
| HASIL PERTANIAN | 1,656.9 | 2,036.4 | 22.91 | 2,128.9 | 2,532.6 | 18.96 |
| HASIL INDUSTRI | 37,139.8 | 43,090.5 | 16.02 | 41,098.2 | 47,665.3 | 15.98 |
| HASIL TAMBANG | 112,090.1 | 152,070.9 | 35.67 | 5,492.7 | 7,381.9 | 34.40 |
| LAINNYA | 3.2 | 2.1 | -32.71 | 6.6 | 7.0 | 6.24 |

TABEL 2. PERKEMBANGAN EKSPOR KOMODITI HASIL PERTANIAN

| JENIS BARANG | BERAT BERSIH (TON) | | PERUB | NILAI FOB (RIBU US \$) | | PERUB |
|------------------------------------|--------------------|------------------|--------------|------------------------|------------------|--------------|
| | JAN-SEP 2005 | JAN-SEP 2006 | % | JAN-SEP 2005 | JAN-SEP 2006 | % |
| | (1) | (2) | (3) | (4) | (5) | (6) |
| TOTAL PERTANIAN | 1,656,871 | 2,036,431 | 22.91 | 2,128,879 | 2,532,611 | 18.96 |
| KARET ALAM | 3,386 | 5,783 | 70.77 | 4,718 | 9,369 | 98.60 |
| KOPI | 328,629 | 324,932 | -1.13 | 370,630 | 445,045 | 20.08 |
| KAYU BULAT | 292 | 60 | -79.35 | 219 | 20 | -90.66 |
| UDANG SEGAR/BEKU | 101,171 | 112,122 | 10.82 | 649,035 | 745,111 | 14.80 |
| TEH | 35,596 | 33,179 | -6.79 | 37,349 | 38,893 | 4.13 |
| REMPAH-REMPAH | 74,792 | 85,413 | 43.97 | 106,152 | 137,219 | 29.27 |
| -LADA HITAM | 10,856 | 15,630 | 43.97 | 14,713 | 23,353 | 58.72 |
| -LADA PUTIH | 11,982 | 11,317 | -5.55 | 26,068 | 27,589 | 5.84 |
| -KAYU MANIS DAN BUNGANYA | 27,372 | 26,624 | -2.73 | 14,827 | 16,318 | 10.05 |
| -BIJI PALA & BUNGANYA DAN KAPULAGA | 12,867 | 16,270 | 26.44 | 35,543 | 41,790 | 17.58 |
| -PANILI | 108 | 90 | -17.03 | 2,365 | 1,736 | -26.57 |
| -LAINNYA | 11,606 | 15,483 | 33.40 | 12,636 | 26,432 | 109.18 |
| TEBKAU | 24,544 | 24,187 | -1.45 | 46,973 | 47,099 | 0.27 |
| BIJI COKLAT | 245,510 | 372,385 | 51.68 | 319,412 | 462,411 | 44.77 |
| IKAN DAN LAIN-LAIN | 355,177 | 404,374 | 2.54 | 369,426 | 369,549 | 0.03 |
| -IKAN TONGKOL/TUNA | 31,751 | 32,558 | 2.54 | 93,703 | 91,606 | -2.24 |
| -UBUR-UBUR | 2,830 | 1077 | -61.95 | 4,688 | 2,005 | -57.23 |
| -KEPITING KERANG-KERANGAN | 31,210 | 33,967 | 8.83 | 96,469 | 105,908 | 9.78 |
| -BEKICOT | 1,975 | 2,107 | 6.72 | 2,956 | 3,664 | 23.97 |
| -IKAN LAINNYA | 287,411 | 334,665 | 16.44 | 171,609 | 166,366 | -3.06 |
| BIJI-BIJIAN | 72,151 | 106,078 | -70.07 | 20,650 | 26,891 | 30.23 |
| -BIJI BUNGA | 403 | 121 | -70.07 | 1,442 | 1769 | 22.67 |
| -BIJI KAPAS | 1098 | 1047 | -4.65 | 161 | 152 | -5.78 |
| -BIJI LAINNYA | 70,650 | 104,910 | 48.49 | 19,046 | 24,970 | 31.10 |
| BULU BEBEK | 261 | 225 | -13.68 | 226 | 214 | -5.50 |
| DAMAR DAN GETAH DAMAR | 23,842 | 24,766 | 3.88 | 12,018 | 22,203 | 84.74 |
| KOPAL DAN LAIN-LAIN | 21,894 | 22,074 | 0.82 | 12,712 | 17,357 | 36.54 |
| SAYUR-SAYURAN | 65,890 | 142,852 | 116.80 | 23,085 | 29,294 | 26.90 |
| BUAH-BUAHAN | 117,952 | 136,637 | 15.84 | 50,494 | 68,361 | 35.39 |
| KULIT KERANG DAN LAIN-LAIN | 5,161 | 4,488 | -13.03 | 2025 | 2,001 | -1.20 |
| TANAMAN OBAT | 7,481 | 4,268 | -42.95 | 5,412 | 4,645 | -14.17 |

TABEL 2. PERKEMBANGAN EKSOR KOMODITI HASIL PERTANIAN

| JENIS BARANG | BERAT BERSIH (TON) | | PERUB | NILAI FOB (RIBU US \$) | | PERUB |
|-------------------------|--------------------|--------------|--------|------------------------|--------------|-------|
| | JAN-SEP 2005 | JAN-SEP 2006 | % | JAN-SEP 2005 | JAN-SEP 2006 | % |
| | (1) | (2) | (3) | (4) | (5) | (6) |
| BAHAN NABATI LAINNYA | 69,541 | 93,426 | 46.51 | 29,369 | 39,691 | 35.14 |
| -GANGGANG LAUT | 46,482 | 68,101 | 46.51 | 24,042 | 33,426 | 39.03 |
| -IJUK DAN SEBANGSANYA | 15,867 | 14,921 | -5.96 | 2,320 | 2,313 | -0.3 |
| -LAINNYA | 7,191 | 10,404 | 44.67 | 3,008 | 3,952 | 31.39 |
| HASIL PERTANIAN LAINNYA | 103,602 | 139,182 | -92.63 | 68,975 | 67,239 | -2.52 |
| -MUTIARA | 13 | 1 | -92.63 | 8,269 | 9,877 | 19.46 |
| -LAINNYA | 103,589 | 139,181 | 34.36 | 60,706 | 57,361 | -5.51 |

TABEL 3. PERKEMBANGAN EKSPOR KOMODITI HASIL INDUSTRI

| JENIS BARANG | BERAT BERSIH (TON) | | PERUB | NILAI FOB (RIBU US \$) | | PERUB |
|-----------------------------------|--------------------|-------------------|--------------|------------------------|-------------------|--------------|
| | JAN-SEP 2005 | JAN-SEP 2006 | % | JAN-SEP 2005 | JAN-SEP 2006 | % |
| | (1) | (2) | (3) | (4) | (5) | (6) |
| TOTAL INDUSTRI | 37,139,763 | 43,090,513 | 16.02 | 41,098,213 | 47,665,295 | 15.98 |
| KAYU OLAHAN | 3,699,155 | 3,277,066 | -11.41 | 2,386,417 | 2,402,715 | 0.68 |
| -KAYU LAPIS | 1,750,380 | 1,464,724 | -16.32 | 1,089,227 | 1,037,700 | -4.73 |
| -KAYU GERGAJIAN | 282,329 | 355,075 | 25.77 | 212,077 | 297,642 | 40.35 |
| -KAYU OLAHAN LAIN | 1,666,446 | 1,457,267 | -12.55 | 1,085,113 | 1,067,374 | -1.63 |
| BARANG DARI LOGAM TIDAK MULIA | 1,744,301 | 2,438,782 | 39.81 | 3,889,857 | 5,245,974 | 34.86 |
| -TIMAH | 107,032 | 98,137 | -8.31 | 696,485 | 716,235 | 2.84 |
| -ALUMINIUM | 209,155 | 234,300 | 12.02 | 460,079 | 628,323 | 36.57 |
| -NIKEL | 74,971 | 62,189 | -17.05 | 704,611 | 715,802 | 1.59 |
| -BESI/BAJA | 1,063,109 | 1,754,076 | 64.99 | 979,829 | 1,501,614 | 53.25 |
| -TEMBAGA | 234,480 | 240,993 | 2.78 | 894,432 | 1,546,124 | 72.86 |
| -SENG | 3,115 | 3,650 | 17.20 | 3,975 | 5,980 | 50.43 |
| -LOGAM TIDAK MULIA LAIN | 52,438 | 45,437 | -13.35 | 150,445 | 131,897 | -12.33 |
| TEKSTIL | 1,343,801 | 1,427,722 | 6.25 | 6,531,024 | 7,215,593 | 10.48 |
| -PAKAIAN JADI | 281,539 | 306,634 | 8.91 | 3,758,536 | 4,272,107 | 13.66 |
| -KAIN TENUN | 224,426 | 218,540 | -2.62 | 1,028,289 | 1,023,864 | -0.43 |
| -TEKSTIL LAINNYA | 837,836 | 902,548 | 7.72 | 1,744,199 | 1,919,623 | 10.06 |
| KARET ALAM OLAHAN | 1,766,113 | 2,055,673 | 16.40 | 2,484,160 | 4,175,811 | 68.10 |
| -BARANG DARI KARET | 300,589 | 322,895 | 7.42 | 714,948 | 875,763 | 22.49 |
| -SHEET | 263,348 | 249,717 | -5.18 | 321,371 | 475,545 | 47.97 |
| -CRUMB RUBBER | 1,193,856 | 1,479,509 | 23.93 | 1,437,509 | 2,817,847 | 96.02 |
| -CREPE | 8,319 | 3,552 | -57.30 | 10,333 | 6,656 | -35.59 |
| MAKANAN TERNAK | 1,665,246 | 1,880,270 | 12.91 | 101,617 | 120,447 | 18.53 |
| -BUNGKIL KELAPA | 241,292 | 194,173 | -19.53 | 18,699 | 11,880 | -36.47 |
| -DEDAK/BEKATUL | 244,968 | 295,538 | 20.64 | 23,264 | 27,670 | 18.94 |
| -LAINNYA | 1,178,986 | 1,390,559 | 17.95 | 59,654 | 80,897 | 35.61 |
| MINYAK ATSIRI DAN LAINNYA | 43,388 | 39,509 | -8.94 | 154,887 | 157,365 | 1.60 |
| -MINYAK NILAM | 1,944 | 2,083 | 7.19 | 32,057 | 31,793 | -0.82 |
| -MINYAK ATSIRI LAINNYA | 934 | 915 | -2.05 | 14,909 | 13,101 | -12.13 |
| -WANGI-WANGIAN DARI MINYAK ATSIRI | 40,511 | 36,511 | -9.87 | 107,921 | 112,472 | 4.22 |
| ROTAN OLAHAN | 14,828 | 18,972 | 27.95 | 12,121 | 17,361 | 43.23 |
| MINYAK NABATI | 8,340,948 | 9,922,763 | 18.96 | 3,313,114 | 3,970,857 | 19.85 |
| -MINYAK KELAPA SAWIT | 7,005,495 | 8,325,090 | 18.84 | 2,537,049 | 3,191,848 | 25.81 |
| -MINYAK BIJI KELAPA SAWIT | 732,096 | 864,610 | 18.10 | 425,327 | 421,712 | -0.85 |
| -MINYAK NABATI LAIN | 603,356 | 733,063 | 21.50 | 350,738 | 357,297 | 1.87 |
| ASAM BERLEMAK | 446,891 | 513,984 | 15.01 | 230,116 | 251,567 | 9.32 |
| -STEARIN | 139,043 | 134,350 | -3.37 | 67,449 | 67,542 | 0.14 |

TABEL 3. PERKEMBANGAN EKSPOR KOMODITI HASIL INDUSTRI

| JENIS BARANG | BERAT BERSIH (TON) | | PERUB | NILAI FOB (RIBU US \$) | | PERUB |
|-------------------------------------|--------------------|--------------|--------|------------------------|--------------|--------|
| | JAN-SEP 2005 | JAN-SEP 2006 | % | JAN-SEP 2005 | JAN-SEP 2006 | % |
| | (1) | (2) | (3) | (4) | (5) | (6) |
| -ASAM BERLEMAK LAIN | 307,848 | 379,634 | 23.32 | 162,667 | 184,025 | 13.13 |
| ALAT LISTRIK UKUR FOGRAFI DLL | 505,210 | 524,097 | 3.74 | 5,552,176 | 5,664,300 | 2.02 |
| -ALAT LISTRIK | 365,187 | 402,724 | 10.28 | 3,219,234 | 3,376,906 | 4.90 |
| -DIODE TRANSISTOR | 1268 | 994 | -21.59 | 94,106 | 94,661 | 0.59 |
| -AUDIO VISUAL | 131,790 | 113,436 | -13.93 | 2,089,024 | 1,985,606 | -4.95 |
| -FOTOGRAFI DAN OPTIK | 2,263 | 2,373 | 4.87 | 94,792 | 140,200 | 47.90 |
| -ALAT UKUR | 209 | 307 | 47.08 | 7,735 | 5,958 | -22.97 |
| -LONCENG ARLOJI DAN BAGIANNYA | 4,492 | 4,263 | -5.10 | 47,285 | 60,970 | 28.94 |
| MAKANAN OLAHAN | 1,091,330 | 1,325,612 | 21.47 | 1,313,377 | 1,444,059 | 9.95 |
| -COKLAT OLAHAN | 69,616 | 90,304 | 29.72 | 153,784 | 176,532 | 14.79 |
| -GULA TETES | 155,073 | 385,326 | 148.48 | 13,107 | 36,412 | 177.81 |
| -KERUPUK UDANG | 4,387 | 4,951 | 12.85 | 5,852 | 6,911 | 18.10 |
| -BUAH/SAYURAN OLAHAN | 333,946 | 348,847 | 4.46 | 195,736 | 183,098 | -6.46 |
| -MINUMAN OLAHAN | 45,916 | 54,230 | 18.11 | 22,968 | 28,768 | 25.25 |
| -ROKOK DAN TEMBAKAU OLAHAN | 44,405 | 53,877 | 21.33 | 190,397 | 215,164 | 13.01 |
| -DAGING TERNAK | 2,859 | 3,486 | 21.93 | 8,771 | 13,051 | 48.81 |
| -DAGING UNGGAS | 20 | 0 | -99.90 | 56 | 18 | -67.20 |
| -IKAN OLAHAN | 114,837 | 113,620 | -1.06 | 358,655 | 370,810 | 3.39 |
| -BERAS GILING | 42,208 | 817 | -98.06 | 8,601 | 438 | -94.91 |
| -KOPI OLAHAN | 605 | 154 | -74.49 | 528 | 293 | -44.50 |
| -TEH OLAHAN | 42,623 | 43,168 | 1.28 | 55,710 | 66,864 | 20.02 |
| -GULA PASIR | 711 | 933 | 31.26 | 257 | 555 | 116.14 |
| -GULA LAINNYA | 4,109 | 4,940 | 20.23 | 2321 | 2,499 | 7.66 |
| -MAKANAN OLAHAN LAINNYA | 230,016 | 220,961 | -3.94 | 296,635 | 342,645 | 15.51 |
| SEMEN | 3,050,955 | 5,015,602 | 64.39 | 83,353 | 149,185 | 78.98 |
| BARANG ANYAMAN | 20,947 | 24,159 | 15.33 | 47,661 | 54,893 | 15.17 |
| -DARI ROTAN | 8,955 | 7,138 | -20.29 | 19,440 | 17,405 | -10.47 |
| -DARI BAHAN LAINNYA | 11,992 | 17,021 | 41.94 | 28,220 | 37,488 | 32.84 |
| MEUBEL DAN BAGIAN-BAGIANNYA | 652,754 | 640,990 | -1.80 | 1,395,165 | 1,355,343 | -2.85 |
| -DARI ROTAN | 93,465 | 90,560 | -3.11 | 263,271 | 248,643 | -5.56 |
| -DARI BAHAN LAINNYA | 559,289 | 550,430 | -1.58 | 1,131,894 | 1,106,700 | -2.23 |
| BAHAN KIMIA | 3,198,986 | 3,343,538 | 4.52 | 1,545,247 | 1,786,996 | 15.64 |
| -AN ORGANIK | 1,208,562 | 1,224,893 | 1.35 | 292,786 | 357,667 | 22.16 |
| -ORGANIK | 1,732,583 | 1,665,588 | -3.87 | 1,151,207 | 1,229,558 | 6.81 |
| -LAINNYA | 257,841 | 453,057 | 75.71 | 101,254 | 199,771 | 97.30 |
| PUPUK | 524,773 | 86,922 | -83.44 | 125,269 | 17,795 | -85.79 |
| PRODUK PHARMASI | 6,615 | 7,461 | 12.78 | 75,706 | 92,529 | 22.22 |
| KULIT DAN BARANG DARI KULIT | 12,652 | 10,659 | -15.75 | 91,496 | 130,508 | 42.64 |
| KACA DAN BARANG DARI KACA | 634,388 | 594,610 | -6.27 | 304,436 | 300,432 | -1.32 |
| KERTAS DAN BARANG DARI KERTAS | 2,412,689 | 2,872,384 | 19.05 | 1,754,246 | 2,150,354 | 22.58 |
| INDUSTRI LAINNYA | 5,963,794 | 7,069,738 | 18.54 | 9,706,769 | 10,961,211 | 12.92 |
| -GLISEROL DAN LARUTAN ALKALI | 18,659 | 12,963 | -30.53 | 9,259 | 3,844 | -58.48 |
| -MARGARIN DAN LEMAK LAINNYA | 198,678 | 213,427 | 7.42 | 92,325 | 105,406 | 14.17 |
| -SABUN MANDI DAN CUCI | 348,510 | 357,742 | 2.65 | 248,992 | 256,223 | 2.90 |
| -BAHAN CELUP ORGANIK SINTETIK | 28,431 | 32,215 | 13.31 | 79,348 | 103,432 | 30.35 |
| -PREPARAT PEMBASMI KUMAN DLL | 27,329 | 34,540 | 26.39 | 53,429 | 66,998 | 25.40 |
| -DAMAR TIRUAN BAHAN PLASTIK | 841,539 | 932,270 | 10.78 | 1,163,765 | 1,304,823 | 12.12 |
| -BAHAN KERTAS | 1,970,650 | 2,092,316 | 6.17 | 714,532 | 816,839 | 14.32 |
| -ALAS KAKI (KULIT KARET DAN KANVAS) | 78,466 | 86,136 | 9.77 | 1,063,627 | 1,231,645 | 15.80 |
| -PRODUK KERAMIK | 481,319 | 464,185 | -3.56 | 207,930 | 223,991 | 7.72 |
| -EMAS BATANGAN | 12 | 26 | 116.51 | 138,466 | 426,445 | 207.98 |
| -PESAWAT UDARA DAN BAGIANNYA | 2,592 | 4,870 | 87.89 | 68,101 | 217,676 | 219.64 |
| -KAPAL LAUT DAN SEJENISNYA | 188,593 | 204,093 | 8.22 | 166,249 | 278,458 | 67.49 |

TABEL 3. PERKEMBANGAN EKSPOR KOMODITI HASIL INDUSTRI

| JENIS BARANG | BERAT BERSIH (TON) | | PERUB | NILAI FOB (RIBU US \$) | | PERUB |
|------------------------------------|--------------------|--------------|----------|------------------------|--------------|----------|
| | JAN-SEP 2005 | JAN-SEP 2006 | % | JAN-SEP 2005 | JAN-SEP 2006 | % |
| (1) | (2) | (3) | (4) | (5) | (6) | (7) |
| -PERLENGKAPAN OLAHRAGA DAN MAINAN | 23,105 | 25,438 | 10.10 | 156,064 | 165,955 | 6.34 |
| -PENA DAN PENSIL | 6,788 | 7,718 | 13.71 | 43,971 | 50,779 | 15.48 |
| -BATU SEMI PERMATA | 1 | 42 | 4,263.61 | 8 | 467 | 5,484.25 |
| -KOPER TAS DOMPET PLASTIK/TEKSTIL | 7,758 | 6,561 | -15.44 | 34,669 | 34,074 | -1.72 |
| -BARANG DARI LOGAM MULIA | 194 | 305 | 57.09 | 60,466 | 63,449 | 4.93 |
| -PETI KEMAS | 47,349 | 20,536 | -56.63 | 50,151 | 20,954 | -58.22 |
| -KOMPUTER DAN BAGIANNYA | 80,439 | 75,756 | -5.82 | 1,319,498 | 1,270,317 | -3.73 |
| -KENDARAAN BERMOTOR RODA 2 DAN 3 | 2,476 | 3,162 | 27.75 | 21,281 | 23,626 | 11.02 |
| -KENDARAAN BERMOTOR RODA 4 DAN LEE | 30,497 | 50,986 | 67.19 | 195,916 | 276,272 | 41.02 |
| -SUKU CADANG MESIN | 77,487 | 77,112 | -0.48 | 961,754 | 597,686 | -37.85 |
| -SUKU CADANG KENDARAAN | 121,591 | 143,156 | 17.74 | 715,696 | 867,674 | 21.24 |
| -UBI KAYU OLAHAN | 106,536 | 53,979 | -49.33 | 11,154 | 6,246 | -44.00 |
| -INDUSTRI LAINNYA | 1,274,795 | 2,170,204 | 70.24 | 2,130,115 | 2,547,930 | 19.61 |

TABEL 4. PERKEMBANGAN EKSPOR KOMODITI HASIL PERTAMBANGAN

| JENIS BARANG | BERAT BERSIH (TON) | | PERUB | NILAI FOB (RIBU US \$) | | PERUB |
|---------------------------|--------------------|--------------------|--------------|------------------------|------------------|-------------|
| | JAN-SEP 2005 | JAN-SEP 2006 | % | JAN-SEP 2005 | JAN-SEP 2006 | % |
| (1) | (2) | (3) | (4) | (5) | (6) | (7) |
| TOTAL PERTAMBANGAN | 112,090,124 | 152,070,898 | 35.67 | 5,492,660 | 7,381,882 | 34.4 |
| BIJI TEMBAGA | 1,700,470 | 1,448,017 | -14.85 | 2,178,290 | 2,781,588 | 27.70 |
| BIJI NIKEL | 2,585,700 | 2,565,272 | -0.79 | 100,653 | 109,586 | 8.88 |
| BAUKSIT | 1,645,395 | 5,042,607 | 206.47 | 16,933 | 40,630 | 139.94 |
| BIJI TIMAH/TIN | 1,200 | 433 | -63.89 | 350 | 73 | -79.25 |
| BATU BARA | 93,979,950 | 129,694,922 | 38.00 | 3,110,803 | 4,313,448 | 38.66 |
| GRANIT | 5,786,907 | 5,426,507 | -6.23 | 21,333 | 18,816 | -11.80 |
| PASIR ALAM | 2,875,645 | 2,836,197 | -1.37 | 5,883 | 20,385 | 246.54 |
| HASIL TAMBANG LAIN | 3,514,856 | 5,056,942 | 43.87 | 58,415 | 97,356 | 66.66 |

TABEL 5. PERKEMBANGAN EKSPOR INDONESIA MENURUT KOMODITI DAN NEGARA TUJUAN

| JENIS BARANG | BERAT BERSIH (KG) | | PERUB | NILAI FOB (US \$) | | PERUB |
|-----------------------|-----------------------|-----------------------|---------------|----------------------|----------------------|--------------|
| | JAN-SEP 2005 | JAN-SEP 2006 | % | JAN-SEP 2005 | JAN-SEP 2006 | % |
| (1) | (2) | (3) | (4) | (5) | (6) | (7) |
| MINYAK MENTAH | 15,880,230,923 | 13,263,873,967 | -16.48 | 5,923,855,655 | 6,215,738,922 | 4.93 |
| JAPAN | 4,476,743,321 | 4,479,245,000 | 0.06 | 1,689,757,132 | 2,111,746,032 | 24.97 |
| HONG KONG | 22,246,000 | 0 | -100 | 7,293,088 | 0 | -100 |
| KOREA, REPUBLIC OF | 3,993,253,000 | 2,283,864,000 | -42.81 | 1,444,029,883 | 1,024,560,420 | -29.05 |
| TAIWAN | 185,048,000 | 905,277,000 | 389.21 | 64,416,392 | 397,189,315 | 516.6 |
| CHINA | 2,787,869,000 | 1,420,790,000 | -49.04 | 1,031,980,401 | 647,504,826 | -37.26 |
| THAILAND | 515,987,000 | 818,025,000 | 58.54 | 193,361,704 | 395,916,729 | 104.75 |
| SINGAPORE | 837,414,069 | 546,921,033 | -34.69 | 296,521,403 | 267,378,179 | -9.83 |
| MALAYSIA | 165,266,043 | 465,082,107 | 181.41 | 60,252,657 | 222,051,531 | 268.53 |
| VIET NAM | 0 | 53,928,000 | - | 0 | 29,319,696 | - |
| TURKEY | 62,687,000 | 0 | -100 | 21,043,728 | 0 | -100 |
| AUSTRALIA | 2,077,146,000 | 1,524,606,000 | -26.6 | 837,261,802 | 764,579,343 | -8.68 |
| NEW ZEALAND | 189,071,000 | 104,456,000 | -44.75 | 71,026,826 | 50,521,347 | -28.87 |
| EAST TIMOR | 0 | 761 | - | 0 | 90 | - |
| UNITED STATES | 567,452,727 | 661,261,029 | 16.53 | 206,910,494 | 304,970,988 | 47.39 |
| CANADA | 0 | 18,037 | - | 0 | 270 | - |
| UNITED KINGDOM | 10,000 | 0 | -100 | 5 | 0 | -100 |
| NETHERLANDS | 37,763 | 0 | -100 | 140 | 0 | -100 |
| FRANCE | 0 | 400,000 | - | 0 | 156 | - |
| HASIL MINYAK | 4,516,708,248 | 4,914,794,276 | 8.81 | 1,433,044,107 | 2,022,764,249 | 41.15 |
| JAPAN | 2,477,951,612 | 2,595,980,902 | 4.76 | 792,401,315 | 1,001,990,861 | 26.45 |
| HONG KONG | 0 | 3,590 | - | 0 | 4,366 | - |
| KOREA, REPUBLIC OF | 364,824,397 | 378,286,884 | 3.69 | 89,459,988 | 151,620,681 | 69.48 |
| TAIWAN | 112,935,003 | 16,207,931 | -85.65 | 51,352,005 | 7,428,604 | -85.53 |
| CHINA | 244,133,749 | 391,764,762 | 60.47 | 76,844,072 | 188,500,888 | 145.3 |
| THAILAND | 4,657,408 | 11,458,217 | 146.02 | 2,675,423 | 11,801,591 | 341.11 |
| SINGAPORE | 858,496,875 | 1,152,524,654 | 34.25 | 305,270,230 | 527,237,910 | 72.71 |
| PHILIPPINES | 914,076 | 13,562,149 | 1383.7 | 532,437 | 7,613,002 | 1329.84 |
| MALAYSIA | 102,915,931 | 68,167,480 | -33.76 | 31,616,329 | 30,046,955 | -4.96 |
| VIET NAM | 0 | 43,214 | - | 0 | 48,034 | - |
| INDIA | 94,327,797 | 183,039,167 | 94.05 | 9,289,358 | 57,970,571 | 524.05 |
| PAKISTAN | 0 | 244,118 | - | 0 | 257,284 | - |
| BANGLADESH | 20,818 | 1,500,046 | 7105.52 | 47,214 | 1,266,934 | 2583.39 |
| SAUDI ARABIA | 0 | 17,999 | - | 0 | 26,705 | - |
| QATAR | 32,200 | 0 | -100 | 26,166 | 0 | -100 |
| EGYPT | 16,000 | 0 | -100 | 3,672 | 0 | -100 |
| TOGO | 0 | 108,000 | - | 0 | 54,000 | - |
| CONGO | 365 | 0 | -100 | 140 | 0 | -100 |
| NIGERIA | 20,000 | 1,090 | -94.55 | 7,630 | 11,779 | 54.38 |
| DJIBOUTI | 0 | 133,280 | - | 0 | 120,618 | - |
| SOUTH AFRICA | 0 | 325,960 | - | 0 | 164,698 | - |
| AUSTRALIA | 59,169,872 | 27,212 | -99.95 | 13,022,588 | 26,608 | -99.8 |
| NEW ZEALAND | 0 | 171,550 | - | 0 | 187,914 | - |
| EAST TIMOR | 14,890,004 | 12,616,566 | -15.27 | 7,426,065 | 6,018,565 | -18.95 |
| UNITED STATES | 181,367,243 | 88,088,004 | -51.43 | 53,061,006 | 29,846,150 | -43.75 |
| CANADA | 2,000 | 0 | -100 | 10 | 0 | -100 |
| GUATEMALA | 0 | 13,600 | - | 0 | 11,668 | - |
| UNITED KINGDOM | 6,210 | 2,340 | -62.32 | 2,585 | 3,020 | 16.83 |
| FRANCE | 0 | 39,130 | - | 0 | 35,468 | - |
| GERMANY, FED. REP. OF | 16 | 25 | 56.25 | 66 | 1,250 | 1793.94 |
| BELGIUM | 20 | 0 | -100 | 21 | 0 | -100 |
| SWITZERLAND | 0 | 13 | - | 0 | 10 | - |
| FINLAND | 0 | 3 | - | 0 | 4 | - |
| ITALY | 0 | 114,020 | - | 0 | 85,155 | - |
| CZECHOSLOVAKIA | 364 | 0 | -100 | 140 | 0 | -100 |
| BULGARIA | 200 | 0 | -100 | 648 | 0 | -100 |
| UKRAINE | 0 | 16,660 | - | 0 | 15,244 | - |
| CZECH REPUBLIC | 26,000 | 0 | -100 | 4,940 | 0 | -100 |
| RUSSIA FEDERATION | 88 | 335,710 | 381388.64 | 59 | 367,712 | 623140.68 |
| GAS ALAM | 18,438,165,213 | 17,058,496,974 | -7.48 | 6,616,150,881 | 7,727,831,612 | 16.8 |
| JAPAN | 11,743,752,430 | 10,680,716,363 | -9.05 | 3,860,191,784 | 4,277,559,752 | 10.81 |
| KOREA, REPUBLIC OF | 3,862,435,154 | 3,890,896,382 | 0.74 | 1,563,848,522 | 2,092,413,662 | 33.8 |
| TAIWAN | 1,306,833,489 | 1,500,000 | -99.89 | 514,462,693 | 1,792,500 | -99.65 |
| CHINA | 1,450,944,639 | 2,411,940,449 | 66.23 | 643,448,835 | 1,316,105,902 | 104.54 |
| THAILAND | 19,800,050 | 28,054,594 | 41.69 | 11,235,010 | 18,093,793 | 61.05 |
| SINGAPORE | 4,174,250 | 1,880 | -99.95 | 1,320,856 | 1,515 | -99.89 |
| PHILIPPINES | 33,772,800 | 28,470,001 | -15.7 | 13,647,319 | 10,556,601 | -22.65 |
| MALAYSIA | 3,000,000 | 3,507,500 | 16.92 | 2,100,000 | 4,315,994 | 105.52 |
| VIET NAM | 1,758,000 | 489 | -99.97 | 672,874 | 93 | -99.99 |
| INDIA | 0 | 1,500,757 | - | 0 | 942,716 | - |
| AUSTRALIA | 3,198,400 | 5,925,300 | 85.26 | 1,277,668 | 2,943,164 | 130.35 |

TABEL 5. PERKEMBANGAN EKSPOR INDONESIA MENURUT KOMODITI DAN NEGARA TUJUAN

| JENIS BARANG | BERAT BERSIH (KG) | | PERUB | NILAI FOB (US \$) | | PERUB |
|------------------------------|--------------------|--------------------|--------------|--------------------|--------------------|--------------|
| | JAN-SEP 2005 | JAN-SEP 2006 | % | JAN-SEP 2005 | JAN-SEP 2006 | % |
| (1) | (2) | (3) | (4) | (5) | (6) | (7) |
| GUAM | 0 | 5,120,100 | - | 0 | 2,630,201 | - |
| EAST TIMOR | 68,000 | 863,146 | 1169.33 | 27,825 | 475,519 | 1608.96 |
| UNITED STATES | 20 | 13 | -35 | 2 | 200 | 9900 |
| CURACAO | 1,788,681 | 0 | -100 | 465,057 | 0 | -100 |
| ITALY | 6,639,300 | 0 | -100 | 3,452,436 | 0 | -100 |
| KARET ALAM | 3,386,188 | 5,782,503 | 70.77 | 4,717,759 | 9,369,239 | 98.6 |
| JAPAN | 252,253 | 280,430 | 11.17 | 1,263,247 | 825,626 | -34.64 |
| HONG KONG | 3,600 | 288,529 | 7914.69 | 5,850 | 380,133 | 6398 |
| KOREA, REPUBLIC OF | 68,599 | 736,132 | 973.09 | 41,349 | 1,576,123 | 3711.76 |
| TAIWAN | 27,325 | 530 | -98.06 | 25,920 | 83 | -99.68 |
| CHINA | 201,600 | 2,180,808 | 981.75 | 235,872 | 3,199,176 | 1256.32 |
| THAILAND | 1 | 12 | 1100 | 9 | 256 | 2744.44 |
| SINGAPORE | 488,438 | 604,221 | 23.7 | 312,349 | 380,097 | 21.69 |
| PHILIPPINES | 56 | 0 | -100 | 68 | 0 | -100 |
| MALAYSIA | 0 | 360,000 | - | 0 | 426,800 | - |
| VIET NAM | 0 | 100,000 | - | 0 | 136,960 | - |
| PAKISTAN | 0 | 201,600 | - | 0 | 438,891 | - |
| BANGLADESH | 13,499 | 0 | -100 | 15,174 | 0 | -100 |
| U.S. VIRGIN ISLANDS | 2 | 0 | -100 | 14 | 0 | -100 |
| AUSTRALIA | 75,940 | 7,651 | -89.92 | 157,945 | 19,083 | -87.92 |
| NEW ZEALAND | 199,780 | 0 | -100 | 154,940 | 0 | -100 |
| UNITED STATES | 1,096,835 | 196,884 | -82.05 | 1,324,197 | 374,752 | -71.7 |
| BRAZIL | 437,938 | 260,336 | -40.55 | 460,481 | 443,992 | -3.58 |
| NETHERLANDS | 269,966 | 479,685 | 77.68 | 423,930 | 998,953 | 135.64 |
| FRANCE | 0 | 42,840 | - | 0 | 84,142 | - |
| GERMANY, FED. REP. OF | 208,854 | 5 | -100 | 179,213 | 30 | -99.98 |
| AUSTRIA | 2 | 0 | -100 | 66 | 0 | -100 |
| BELGIUM | 21,500 | 0 | -100 | 19,135 | 0 | -100 |
| ITALY | 20,000 | 0 | -100 | 98,000 | 0 | -100 |
| POLAND | 0 | 42,840 | - | 0 | 84,142 | - |
| KOPI | 328,629,115 | 324,931,852 | -1.13 | 370,629,886 | 445,045,018 | 20.08 |
| JAPAN | 38,429,048 | 52,591,640 | 36.85 | 49,897,986 | 73,001,491 | 46.3 |
| HONG KONG | 621,195 | 681,591 | 9.72 | 759,633 | 1,061,191 | 39.7 |
| KOREA, REPUBLIC OF | 4,175,588 | 1,636,600 | -60.81 | 4,115,864 | 1,784,549 | -56.64 |
| TAIWAN | 3,539,453 | 2,724,570 | -23.02 | 5,534,206 | 5,011,428 | -9.45 |
| CHINA | 2,107,653 | 1,322,337 | -37.26 | 2,010,576 | 1,596,951 | -20.57 |
| MACAU | 72,000 | 18,000 | -75 | 92,295 | 43,200 | -53.19 |
| THAILAND | 0 | 710 | - | 0 | 525 | - |
| SINGAPORE | 10,383,192 | 11,067,207 | 6.59 | 16,521,921 | 17,408,074 | 5.36 |
| PHILIPPINES | 1,196,346 | 5,346,700 | 346.92 | 1,163,405 | 6,224,933 | 435.06 |
| MALAYSIA | 5,206,504 | 5,996,907 | 15.18 | 4,481,551 | 6,321,938 | 41.07 |
| BRUNEI DARUSSALAM | 0 | 160 | - | 0 | 367 | - |
| VIET NAM | 0 | 54,000 | - | 0 | 119,250 | - |
| INDIA | 13,789,493 | 7,638,460 | -44.61 | 9,559,305 | 7,592,617 | -20.57 |
| BANGLADESH | 105,000 | 0 | -100 | 84,000 | 0 | -100 |
| IRAN (ISLAMIC REPUBLIC OF) | 903,500 | 1,505,400 | 66.62 | 933,522 | 1,770,298 | 89.64 |
| SAUDI ARABIA | 18,000 | 57,500 | 219.44 | 20,350 | 105,853 | 420.16 |
| JORDAN | 302,400 | 325,800 | 7.74 | 356,449 | 308,483 | -13.46 |
| LEBANON | 57,600 | 94,200 | 63.54 | 44,879 | 107,512 | 139.56 |
| OMAN | 91,999 | 0 | -100 | 106,945 | 0 | -100 |
| SYRIA ARAB REPUBLIC | 0 | 57,600 | - | 0 | 55,610 | - |
| UNITED ARAB EMIRATES | 249,300 | 744,300 | 198.56 | 263,194 | 1,026,348 | 289.96 |
| EGYPT | 7,678,049 | 8,443,490 | 9.97 | 6,159,273 | 9,459,852 | 53.59 |
| LIBYAN ARAB JAMAHIRIYA | 36,000 | 0 | -100 | 24,480 | 0 | -100 |
| MOROCCO | 3,654,240 | 5,468,998 | 49.66 | 2,794,393 | 6,105,217 | 118.48 |
| ALGERIA | 14,003,727 | 11,774,970 | -15.92 | 10,997,285 | 12,795,490 | 16.35 |
| SOUTH AFRICA | 2,646,895 | 4,447,454 | 68.03 | 2,459,728 | 4,699,202 | 91.05 |
| AUSTRALIA | 971,879 | 1,508,759 | 55.24 | 2,302,396 | 3,060,568 | 32.93 |
| NEW ZEALAND | 140,708 | 233,400 | 65.88 | 483,417 | 608,220 | 25.82 |
| MICRONESIA, FEDERATED STATES | 0 | 158 | - | 0 | 1,111 | - |
| SOLOMON ISLANDS | 0 | 7,560 | - | 0 | 19,215 | - |
| EAST TIMOR | 54,000 | 0 | -100 | 67,230 | 0 | -100 |
| UNITED STATES | 65,378,135 | 73,605,507 | 12.58 | 103,741,191 | 127,663,963 | 23.06 |
| CANADA | 1,200,120 | 1,791,000 | 49.24 | 3,613,362 | 4,585,094 | 26.89 |
| MEXICO | 0 | 156,000 | - | 0 | 435,087 | - |
| PANAMA | 18,000 | 0 | -100 | 11,070 | 0 | -100 |
| CHILE | 75,600 | 0 | -100 | 61,387 | 0 | -100 |
| COLOMBIA | 252,000 | 0 | -100 | 274,220 | 0 | -100 |
| ECUADOR | 6,499,800 | 3,345,300 | -48.53 | 4,723,571 | 3,013,527 | -36.2 |
| PERU | 180,000 | 0 | -100 | 214,340 | 0 | -100 |
| UNITED KINGDOM | 11,591,323 | 9,967,632 | -14.01 | 10,829,947 | 11,862,718 | 9.54 |

TABEL 5. PERKEMBANGAN EKSPOR INDONESIA MENURUT KOMODITI DAN NEGARA TUJUAN

| JENIS BARANG | BERAT BERSIH (KG) | | PERUB | NILAI FOB (US \$) | | PERUB |
|-------------------------|--------------------|--------------------|---------------|--------------------|--------------------|---------------|
| | JAN-SEP 2005 | JAN-SEP 2006 | % | JAN-SEP 2005 | JAN-SEP 2006 | % |
| (1) | (2) | (3) | (4) | (5) | (6) | (7) |
| NETHERLANDS | 1,208,100 | 1,552,812 | 28.53 | 2,760,157 | 3,474,377 | 25.88 |
| FRANCE | 2,918,667 | 1,554,600 | -46.74 | 2,373,400 | 1,731,038 | -27.07 |
| GERMANY, FED. REP. OF | 58,299,002 | 47,801,242 | -18.01 | 56,843,462 | 60,541,736 | 6.51 |
| AUSTRIA | 501,440 | 105,000 | -79.06 | 356,397 | 94,248 | -73.56 |
| BELGIUM | 10,038,643 | 3,536,100 | -64.78 | 10,783,158 | 5,266,849 | -51.16 |
| SWITZERLAND | 1,790,218 | 1,288,920 | -28 | 2,284,030 | 2,268,322 | -0.69 |
| DENMARK | 451,300 | 421,344 | -6.64 | 632,656 | 678,319 | 7.22 |
| NORWAY | 88,500 | 36,000 | -59.32 | 211,620 | 76,797 | -63.71 |
| SWEDEN | 738,000 | 692,902 | -6.11 | 717,495 | 1,266,607 | 76.53 |
| FINLAND | 18,000 | 0 | -100 | 22,300 | 0 | -100 |
| IRELAND | 180,000 | 234,000 | 30 | 567,962 | 716,356 | 26.13 |
| ITALY | 23,453,660 | 21,318,050 | -9.11 | 21,537,473 | 24,979,512 | 15.98 |
| SPAIN | 3,234,120 | 4,598,300 | 42.18 | 3,049,764 | 4,928,994 | 61.62 |
| PORTUGAL | 1,084,679 | 1,053,600 | -2.87 | 1,064,908 | 1,264,664 | 18.76 |
| ICELAND | 18,000 | 19,200 | 6.67 | 44,558 | 39,168 | -12.1 |
| GREECE | 1,718,800 | 1,144,200 | -33.43 | 1,502,273 | 1,306,272 | -13.05 |
| POLAND | 5,149,004 | 5,686,660 | 10.44 | 3,933,644 | 5,400,760 | 37.3 |
| ROMANIA | 7,130,400 | 7,123,945 | -0.09 | 5,338,344 | 7,350,348 | 37.69 |
| BULGARIA | 6,217,985 | 5,094,299 | -18.07 | 5,090,251 | 5,721,722 | 12.41 |
| ARMENIA | 0 | 18,600 | - | 0 | 20,646 | - |
| UKRAINE | 37,800 | 36,000 | -4.76 | 25,291 | 93,600 | 270.09 |
| LATVIA | 1,084,198 | 195,000 | -82.01 | 800,292 | 176,475 | -77.95 |
| ESTONIA | 0 | 1,174,990 | - | 0 | 1,088,378 | - |
| GEORGIA | 6,370,833 | 7,058,578 | 10.8 | 4,904,261 | 7,819,442 | 59.44 |
| SLOVENIA | 19,200 | 0 | -100 | 22,904 | 0 | -100 |
| CZECH REPUBLIC | 1,050,000 | 210,000 | -80 | 813,581 | 197,873 | -75.68 |
| RUSSIA FEDERATION | 199,819 | 363,600 | 81.96 | 246,334 | 692,633 | 181.18 |
| KAYU BULAT | 291,724 | 60,238 | -79.35 | 219,081 | 20,454 | -90.66 |
| JAPAN | 2,016 | 16,192 | 703.17 | 2,393 | 5,345 | 123.36 |
| HONG KONG | 35 | 0 | -100 | 2,220 | 0 | -100 |
| KOREA, REPUBLIC OF | 2 | 0 | -100 | 3 | 0 | -100 |
| TAIWAN | 53,877 | 0 | -100 | 24,102 | 0 | -100 |
| CHINA | 0 | 16,500 | - | 0 | 841 | - |
| SINGAPORE | 14,856 | 23,127 | 55.67 | 48,700 | 5,687 | -88.32 |
| MALAYSIA | 134,395 | 259 | -99.81 | 115,142 | 422 | -99.63 |
| INDIA | 84,690 | 0 | -100 | 213 | 0 | -100 |
| UNITED ARAB EMIRATES | 1,151 | 226 | -80.36 | 20,190 | 7,436 | -63.17 |
| U.S. VIRGIN ISLANDS | 17 | 0 | -100 | 27 | 0 | -100 |
| AUSTRALIA | 51 | 0 | -100 | 576 | 0 | -100 |
| GUAM | 272 | 0 | -100 | 4,086 | 0 | -100 |
| UNITED STATES | 28 | 3,931 | 13939.29 | 270 | 694 | 157.04 |
| GERMANY, FED. REP. OF | 30 | 1 | -96.67 | 620 | 1 | -99.84 |
| BELGIUM | 13 | 0 | -100 | 137 | 0 | -100 |
| SWITZERLAND | 0 | 2 | - | 0 | 28 | - |
| ITALY | 290 | 0 | -100 | 400 | 0 | -100 |
| SPAIN | 1 | 0 | -100 | 2 | 0 | -100 |
| UDANG SEGAR/BEKU | 101,171,022 | 112,122,375 | 10.82 | 649,035,006 | 745,110,842 | 14.8 |
| JAPAN | 34,219,877 | 37,661,222 | 10.06 | 279,178,246 | 305,781,960 | 9.53 |
| HONG KONG | 3,634,102 | 4,402,992 | 21.16 | 15,035,813 | 18,374,352 | 22.2 |
| KOREA, REPUBLIC OF | 808,739 | 609,503 | -24.64 | 2,896,299 | 3,783,880 | 30.65 |
| TAIWAN | 917,257 | 779,727 | -14.99 | 2,283,527 | 1,471,679 | -35.55 |
| CHINA | 3,111,609 | 1,885,690 | -39.4 | 12,141,786 | 8,827,502 | -27.3 |
| THAILAND | 253,784 | 1,058,516 | 317.09 | 2,334,885 | 2,113,313 | -9.49 |
| SINGAPORE | 2,653,021 | 2,109,519 | -20.49 | 3,887,216 | 3,792,224 | -2.44 |
| PHILIPPINES | 70,436 | 49,739 | -29.38 | 277,285 | 257,104 | -7.28 |
| MALAYSIA | 3,235,979 | 2,688,790 | -16.91 | 2,910,338 | 4,023,539 | 38.25 |
| VIET NAM | 441,912 | 360,105 | -18.51 | 2,778,952 | 3,038,173 | 9.33 |
| INDIA | 98,603 | 2 | -100 | 140,105 | 3 | -100 |
| SAUDI ARABIA | 0 | 9 | - | 0 | 9 | - |
| JORDAN | 7,945 | 4 | -99.95 | 56,801 | 14 | -99.98 |
| UNITED ARAB EMIRATES | 262 | 19,222 | 7236.64 | 1,154 | 56,929 | 4833.19 |
| CYPRUS | 6,622 | 35,999 | 443.63 | 40,205 | 272,132 | 576.86 |
| EGYPT | 0 | 27,961 | - | 0 | 160,714 | - |
| REUNION | 299,981 | 243,428 | -18.85 | 1,561,881 | 1,598,286 | 2.33 |
| SOUTH AFRICA | 3,852 | 0 | -100 | 23,690 | 0 | -100 |
| MAURITIUS | 77,568 | 67,040 | -13.57 | 447,637 | 405,353 | -9.45 |
| AUSTRALIA | 1,169,639 | 1,339,858 | 14.55 | 5,622,406 | 6,272,084 | 11.56 |
| NEW ZEALAND | 53,358 | 35,788 | -32.93 | 110,219 | 151,854 | 37.77 |
| AMERICAN SAMOA | 16,344 | 0 | -100 | 114,200 | 0 | -100 |
| UNITED STATES | 30,331,836 | 37,532,861 | 23.74 | 202,687,647 | 256,789,941 | 26.69 |
| CANADA | 1,307,099 | 369,209 | -71.75 | 8,510,373 | 2,284,929 | -73.15 |

TABEL 5. PERKEMBANGAN EKSPOR INDONESIA MENURUT KOMODITI DAN NEGARA TUJUAN

| JENIS BARANG | BERAT BERSIH (KG) | | PERUB | NILAI FOB (US \$) | | PERUB |
|----------------------------|-------------------|-------------------|--------------|-------------------|-------------------|-------------|
| | JAN-SEP 2005 | JAN-SEP 2006 | % | JAN-SEP 2005 | JAN-SEP 2006 | % |
| (1) | (2) | (3) | (4) | (5) | (6) | (7) |
| CURACAO | 14,696 | 0 | -100 | 81,898 | 0 | -100 |
| BRAZIL | 0 | 21,730 | - | 0 | 133,044 | - |
| TRINIDAD AND TOBAGO | 0 | 1,057 | - | 0 | 4,390 | - |
| JAMAICA | 15,966 | 0 | -100 | 77,720 | 0 | -100 |
| PUERTO RICO | 89,777 | 163,680 | 82.32 | 478,453 | 1,088,007 | 127.4 |
| NETHERLANDS ANTILLES | 0 | 4,045 | - | 0 | 41,406 | - |
| UNITED KINGDOM | 5,642,666 | 6,311,685 | 11.86 | 34,209,090 | 42,154,763 | 23.23 |
| NETHERLANDS | 948,861 | 784,241 | -17.35 | 6,023,616 | 4,567,482 | -24.17 |
| FRANCE | 1,163,682 | 789,306 | -32.17 | 7,353,760 | 4,095,996 | -44.3 |
| GERMANY, FED. REP. OF | 1,082,931 | 1,472,011 | 35.93 | 5,404,564 | 7,849,711 | 45.24 |
| AUSTRIA | 5 | 99 | 1880 | 10 | 1,000 | 9900 |
| BELGIUM | 7,072,728 | 8,738,358 | 23.55 | 40,331,676 | 53,288,988 | 32.13 |
| SWITZERLAND | 51,122 | 105,694 | 106.75 | 245,517 | 748,348 | 204.8 |
| DENMARK | 212,495 | 241,051 | 13.44 | 1,098,928 | 1,287,176 | 17.13 |
| SWEDEN | 109,848 | 92,146 | -16.11 | 384,073 | 714,773 | 86.1 |
| IRELAND | 21,485 | 0 | -100 | 136,592 | 0 | -100 |
| ITALY | 1,168,804 | 1,434,524 | 22.73 | 6,124,816 | 5,734,175 | -6.38 |
| SPAIN | 665,531 | 412,926 | -37.96 | 3,067,958 | 2,138,432 | -30.3 |
| PORTUGAL | 82,758 | 83,932 | 1.42 | 283,536 | 578,811 | 104.14 |
| GREECE | 0 | 18,033 | - | 0 | 143,239 | - |
| BULGARIA | 28,812 | 0 | -100 | 184,421 | 0 | -100 |
| LATVIA | 15,810 | 56,596 | 257.98 | 111,051 | 269,644 | 142.81 |
| ESTONIA | 0 | 7,030 | - | 0 | 65,740 | - |
| GEORGIA | 0 | 51,540 | - | 0 | 325,884 | - |
| MALTA | 0 | 6,901 | - | 0 | 31,747 | - |
| RUSSIA FEDERATION | 63,220 | 48,606 | -23.12 | 396,662 | 392,112 | -1.15 |
| TEH | 35,595,939 | 33,178,566 | -6.79 | 37,348,959 | 38,893,236 | 4.13 |
| JAPAN | 8,235 | 94,726 | 1050.29 | 31,256 | 388,937 | 1144.36 |
| HONG KONG | 4,947 | 3,505 | -29.15 | 5,315 | 10,904 | 105.16 |
| KOREA, REPUBLIC OF | 2,688 | 1,285 | -52.19 | 1,467 | 6,710 | 357.4 |
| TAIWAN | 242,255 | 316,792 | 30.77 | 301,054 | 362,359 | 20.36 |
| CHINA | 24,670 | 224,935 | 811.78 | 16,666 | 184,625 | 1007.79 |
| SINGAPORE | 224,803 | 243,248 | 8.2 | 264,906 | 316,938 | 19.64 |
| PHILIPPINES | 0 | 168 | - | 0 | 982 | - |
| MALAYSIA | 3,997,561 | 4,240,738 | 6.08 | 3,468,506 | 4,176,880 | 20.42 |
| MALDIVES | 0 | 99 | - | 0 | 61 | - |
| INDIA | 578,948 | 569,560 | -1.62 | 579,312 | 538,248 | -7.09 |
| PAKISTAN | 3,727,573 | 4,052,400 | 8.71 | 4,663,532 | 5,899,662 | 26.51 |
| SRI LANKA | 219,370 | 252,796 | 15.24 | 225,563 | 297,529 | 31.91 |
| AFGHANISTAN | 473,849 | 396,738 | -16.27 | 465,719 | 404,137 | -13.22 |
| IRAN (ISLAMIC REPUBLIC OF) | 465,791 | 180,229 | -61.31 | 462,364 | 234,166 | -49.35 |
| SAUDI ARABIA | 156,623 | 83,941 | -46.41 | 386,051 | 147,425 | -61.81 |
| JORDAN | 10,000 | 34,600 | 246 | 12,356 | 43,578 | 252.69 |
| TURKEY | 112,400 | 0 | -100 | 131,167 | 0 | -100 |
| UNITED ARAB EMIRATES | 1,376,738 | 1,457,493 | 5.87 | 1,379,321 | 1,237,066 | -10.31 |
| EGYPT | 26,400 | 64,000 | 142.42 | 26,171 | 76,800 | 193.45 |
| SOMALIA | 170,700 | 0 | -100 | 83,897 | 0 | -100 |
| KENYA | 317,070 | 137,026 | -56.78 | 153,780 | 66,262 | -56.91 |
| NIGERIA | 24,200 | 48,400 | 100 | 28,072 | 73,065 | 160.28 |
| DJIBOUTI | 0 | 85,200 | - | 0 | 50,694 | - |
| SOUTH AFRICA | 10,000 | 10,000 | 0 | 8,600 | 9,701 | 12.8 |
| AUSTRALIA | 120,406 | 303,975 | 152.46 | 118,982 | 653,043 | 448.86 |
| NEW ZEALAND | 431,647 | 468,818 | 8.61 | 435,176 | 453,758 | 4.27 |
| NORTHERN MARIANA ISLANDS | 0 | 19 | - | 0 | 12 | - |
| FIJI | 10,340 | 11,000 | 6.38 | 10,867 | 14,520 | 33.62 |
| SAMOA | 7,714 | 4,199 | -45.57 | 9,900 | 3,664 | -62.99 |
| EAST TIMOR | 4 | 105 | 2525 | 9 | 16 | 77.78 |
| UNITED STATES | 1,993,346 | 1,943,310 | -2.51 | 2,815,339 | 2,474,612 | -12.1 |
| CANADA | 194,300 | 155,537 | -19.95 | 204,024 | 141,745 | -30.53 |
| GUATEMALA | 0 | 21,200 | - | 0 | 19,907 | - |
| CHILE | 77,200 | 21,999 | -71.5 | 88,008 | 29,172 | -66.85 |
| UNITED KINGDOM | 4,595,596 | 4,112,339 | -10.52 | 4,912,861 | 5,481,367 | 11.57 |
| NETHERLANDS | 2,094,984 | 1,784,876 | -14.8 | 2,000,958 | 2,098,752 | 4.89 |
| GERMANY, FED. REP. OF | 3,723,105 | 4,410,128 | 18.45 | 3,557,696 | 4,518,361 | 27 |
| BELGIUM | 20,015 | 0 | -100 | 13,688 | 0 | -100 |
| SWITZERLAND | 42,400 | 23,016 | -45.72 | 42,039 | 55,193 | 31.29 |
| SWEDEN | 0 | 17 | - | 0 | 52 | - |
| FINLAND | 50 | 0 | -100 | 4,150 | 0 | -100 |
| IRELAND | 24,240 | 74,400 | 206.93 | 26,174 | 96,968 | 270.47 |
| ITALY | 11,107 | 37,000 | 233.12 | 10,256 | 57,850 | 464.06 |
| SPAIN | 0 | 7,000 | - | 0 | 10,290 | - |
| HUNGARY | 10,600 | 0 | -100 | 10,017 | 0 | -100 |

TABEL 5. PERKEMBANGAN EKSPOR INDONESIA MENURUT KOMODITI DAN NEGARA TUJUAN

| JENIS BARANG | BERAT BERSIH (KG) | | PERUB | NILAI FOB (US \$) | | PERUB |
|---------------------------------|-------------------|-------------------|--------------|-------------------|-------------------|--------------|
| | JAN-SEP 2005 | JAN-SEP 2006 | % | JAN-SEP 2005 | JAN-SEP 2006 | % |
| (1) | (2) | (3) | (4) | (5) | (6) | (7) |
| POLAND | 1,521,716 | 744,644 | -51.07 | 1,191,554 | 766,720 | -35.65 |
| KAZAKHSTAN | 92,355 | 25,025 | -72.9 | 112,046 | 32,038 | -71.41 |
| UKRAINE | 707,979 | 676,308 | -4.47 | 745,164 | 741,076 | -0.55 |
| LATVIA | 11,312 | 61,837 | 446.65 | 37,332 | 95,094 | 154.73 |
| SLOVENIA | 75 | 0 | -100 | 307 | 0 | -100 |
| RUSSIA FEDERATION | 7,730,627 | 5,793,935 | -25.05 | 8,307,337 | 6,622,297 | -20.28 |
| -LADA HITAM | 10,856,215 | 15,629,952 | 43.97 | 14,713,173 | 23,353,474 | 58.72 |
| JAPAN | 247,208 | 142,738 | -42.26 | 502,838 | 297,425 | -40.85 |
| HONG KONG | 14,945 | 34,156 | 128.54 | 20,952 | 51,047 | 143.64 |
| KOREA, REPUBLIC OF | 15,000 | 0 | -100 | 20,775 | 0 | -100 |
| TAIWAN | 68,526 | 153,600 | 124.15 | 75,421 | 230,280 | 205.33 |
| SINGAPORE | 416,382 | 1,424,357 | 242.08 | 541,046 | 2,139,423 | 295.42 |
| PHILIPPINES | 0 | 1,133 | - | 0 | 1,763 | - |
| MALAYSIA | 24,840 | 101,449 | 308.41 | 22,940 | 143,968 | 527.59 |
| NEPAL | 28,000 | 0 | -100 | 25,050 | 0 | -100 |
| VIET NAM | 9,199 | 305,000 | 3215.58 | 30,230 | 509,650 | 1585.91 |
| INDIA | 678,914 | 1,322,003 | 94.72 | 807,541 | 1,725,471 | 113.67 |
| PAKISTAN | 0 | 9,571 | - | 0 | 10,589 | - |
| SUDAN | 1,916 | 0 | -100 | 3,450 | 0 | -100 |
| NIGER | 0 | 60,000 | - | 0 | 74,000 | - |
| SOUTH AFRICA | 0 | 15,000 | - | 0 | 28,390 | - |
| AUSTRALIA | 472,780 | 225,000 | -52.41 | 690,560 | 429,290 | -37.83 |
| UNITED STATES | 7,860,013 | 10,563,828 | 34.4 | 10,612,914 | 15,603,331 | 47.02 |
| CANADA | 41,000 | 75,109 | 83.19 | 68,851 | 98,185 | 42.61 |
| DOMINICA | 1,299 | 4,113 | 216.63 | 2,092 | 6,651 | 217.93 |
| UNITED KINGDOM | 0 | 976 | - | 0 | 2,391 | - |
| NETHERLANDS | 187,000 | 433,078 | 131.59 | 262,605 | 768,888 | 192.79 |
| FRANCE | 49,898 | 75,070 | 50.45 | 63,862 | 126,811 | 98.57 |
| GERMANY, FED. REP. OF | 165,295 | 115,000 | -30.43 | 246,925 | 187,000 | -24.27 |
| FINLAND | 15,000 | 0 | -100 | 27,160 | 0 | -100 |
| ITALY | 15,000 | 30,000 | 100 | 21,400 | 80,610 | 276.68 |
| POLAND | 0 | 30,000 | - | 0 | 94,550 | - |
| ROMANIA | 0 | 8,000 | - | 0 | 1,000 | - |
| BULGARIA | 0 | 28,771 | - | 0 | 28,120 | - |
| UKRAINE | 0 | 185,000 | - | 0 | 215,780 | - |
| RUSSIA FEDERATION | 544,000 | 287,000 | -47.24 | 666,561 | 498,861 | -25.16 |
| -LADA PUTIH | 11,981,763 | 11,316,530 | -5.55 | 26,067,590 | 27,589,076 | 5.84 |
| JAPAN | 625,000 | 945,000 | 51.2 | 1,358,672 | 1,691,282 | 24.48 |
| HONG KONG | 35,401 | 48,500 | 37 | 77,188 | 113,588 | 47.16 |
| TAIWAN | 133,696 | 173,152 | 29.51 | 235,556 | 418,447 | 77.64 |
| CHINA | 15,000 | 72,000 | 380 | 48,450 | 68,544 | 41.47 |
| SINGAPORE | 7,238,199 | 5,734,203 | -20.78 | 16,548,893 | 14,745,380 | -10.9 |
| PHILIPPINES | 0 | 1 | - | 0 | 1 | - |
| MALAYSIA | 27,150 | 148,294 | 446.2 | 46,106 | 273,996 | 494.27 |
| VIET NAM | 6,832 | 0 | -100 | 5,700 | 0 | -100 |
| INDIA | 239,630 | 235,600 | -1.68 | 502,998 | 570,071 | 13.33 |
| PAKISTAN | 14,000 | 0 | -100 | 12,400 | 0 | -100 |
| SAUDI ARABIA | 1,607 | 0 | -100 | 1,500 | 0 | -100 |
| EGYPT | 38,400 | 0 | -100 | 34,944 | 0 | -100 |
| SOUTH AFRICA | 144,000 | 0 | -100 | 89,280 | 0 | -100 |
| AUSTRALIA | 62,796 | 91,623 | 45.91 | 152,050 | 303,940 | 99.89 |
| EAST TIMOR | 10 | 0 | -100 | 3 | 0 | -100 |
| UNITED STATES | 698,042 | 1,393,612 | 99.65 | 1,394,442 | 3,404,334 | 144.14 |
| CANADA | 0 | 95 | - | 0 | 295 | - |
| UNITED KINGDOM | 155,000 | 120,000 | -22.58 | 344,095 | 263,550 | -23.41 |
| NETHERLANDS | 1,190,000 | 682,000 | -42.69 | 2,634,195 | 1,563,711 | -40.64 |
| FRANCE | 17,000 | 51,000 | 200 | 46,850 | 168,363 | 259.37 |
| GERMANY, FED. REP. OF | 865,000 | 1,493,000 | 72.6 | 1,716,588 | 3,721,706 | 116.81 |
| BELGIUM | 233,000 | 75,000 | -67.81 | 486,028 | 158,175 | -67.46 |
| SWEDEN | 47,000 | 0 | -100 | 90,450 | 0 | -100 |
| ITALY | 132,000 | 46,000 | -65.15 | 97,152 | 114,652 | 18.01 |
| GREECE | 48,000 | 0 | -100 | 112,200 | 0 | -100 |
| BULGARIA | 15,000 | 7,450 | -50.33 | 31,850 | 9,041 | -71.61 |
| -KAYU MANIS DAN BUNGANYA | 27,372,279 | 26,624,387 | -2.73 | 14,827,475 | 16,318,032 | 10.05 |
| JAPAN | 0 | 19,110 | - | 0 | 26,352 | - |
| KOREA, REPUBLIC OF | 103,264 | 44,580 | -56.83 | 56,894 | 42,806 | -24.76 |
| TAIWAN | 16,738 | 19,781 | 18.18 | 11,883 | 18,759 | 57.86 |
| CHINA | 39,000 | 72,028 | 84.69 | 27,000 | 54,735 | 102.72 |
| THAILAND | 1,047,716 | 1,078,418 | 2.93 | 574,223 | 677,004 | 17.9 |
| SINGAPORE | 862,329 | 1,001,030 | 16.08 | 551,950 | 601,476 | 8.97 |

TABEL 5. PERKEMBANGAN EKSPOR INDONESIA MENURUT KOMODITI DAN NEGARA TUJUAN

| JENIS BARANG | BERAT BERSIH (KG) | | PERUB | NILAI FOB (US \$) | | PERUB |
|---|-------------------|-------------------|--------------|-------------------|-------------------|--------------|
| | JAN-SEP 2005 | JAN-SEP 2006 | % | JAN-SEP 2005 | JAN-SEP 2006 | % |
| (1) | (2) | (3) | (4) | (5) | (6) | (7) |
| PHILIPPINES | 0 | 192 | - | 0 | 298 | - |
| MALAYSIA | 771,252 | 720,671 | -6.56 | 424,846 | 427,443 | 0.61 |
| VIET NAM | 0 | 1,316 | - | 0 | 653 | - |
| MALDIVES | 650 | 301 | -53.69 | 941 | 464 | -50.69 |
| INDIA | 583,428 | 909,863 | 55.95 | 362,253 | 713,880 | 97.07 |
| PAKISTAN | 140,000 | 0 | -100 | 60,900 | 0 | -100 |
| SAUDI ARABIA | 10,000 | 8,491 | -15.09 | 2,550 | 3,010 | 18.04 |
| JORDAN | 72,999 | 0 | -100 | 12,800 | 0 | -100 |
| LEBANON | 8,000 | 8,000 | 0 | 2,500 | 5,120 | 104.8 |
| SYRIA ARAB REPUBLIC | 51,000 | 53,914 | 5.71 | 26,945 | 29,052 | 7.82 |
| TURKEY | 142,624 | 379,408 | 166.02 | 61,932 | 155,895 | 151.72 |
| UNITED ARAB EMIRATES | 485,224 | 382,576 | -21.15 | 235,805 | 177,902 | -24.56 |
| CYPRUS | 1,000 | 0 | -100 | 443 | 0 | -100 |
| EGYPT | 83,254 | 11 | -99.99 | 56,160 | 5,500 | -90.21 |
| LIBYAN ARAB JAMAHIRIYA | 20,000 | 0 | -100 | 14,300 | 0 | -100 |
| MOROCCO | 97,000 | 288,100 | 197.01 | 39,620 | 152,297 | 284.39 |
| TUNISIA | 11,000 | 18,000 | 63.64 | 5,750 | 5,000 | -13.04 |
| ALGERIA | 439,197 | 168,670 | -61.6 | 252,794 | 109,933 | -56.51 |
| SUDAN | 1,112 | 0 | -100 | 2,004 | 0 | -100 |
| SOUTH AFRICA | 80,019 | 20,000 | -75.01 | 53,642 | 13,275 | -75.25 |
| MAURITIUS | 14,750 | 30,799 | 108.81 | 7,218 | 13,666 | 89.33 |
| AUSTRALIA | 84,823 | 61,480 | -27.52 | 69,884 | 61,280 | -12.31 |
| EAST TIMOR | 13,000 | 0 | -100 | 11,050 | 0 | -100 |
| UNITED STATES | 11,180,916 | 12,223,686 | 9.33 | 6,066,643 | 7,975,670 | 31.47 |
| CANADA | 878,631 | 520,602 | -40.75 | 436,830 | 287,331 | -34.22 |
| MEXICO | 79,000 | 148,999 | 88.61 | 35,125 | 78,780 | 124.28 |
| PANAMA | 0 | 11,000 | - | 0 | 8,019 | - |
| SURINAME | 0 | 7,340 | - | 0 | 2,630 | - |
| VENEZUELA | 318,593 | 393,998 | 23.67 | 149,382 | 204,799 | 37.1 |
| BRAZIL | 1,458,085 | 1,087,010 | -25.45 | 695,065 | 515,153 | -25.88 |
| URUGUAY | 7,999 | 0 | -100 | 2,400 | 0 | -100 |
| DOMINICAN REPUBLIC | 594,249 | 845,100 | 42.21 | 258,807 | 348,766 | 34.76 |
| COSTA RICA | 20,000 | 20,000 | 0 | 10,300 | 13,000 | 26.21 |
| DOMINICA | 51,215 | 51,721 | 0.99 | 24,696 | 11,213 | -54.6 |
| UNITED KINGDOM | 68,000 | 66,000 | -2.94 | 32,657 | 52,767 | 61.58 |
| NETHERLANDS | 4,496,459 | 2,782,713 | -38.11 | 2,376,173 | 1,481,751 | -37.64 |
| FRANCE | 382,998 | 452,995 | 18.28 | 251,683 | 291,290 | 15.74 |
| GERMANY, FED. REP. OF | 1,186,734 | 951,156 | -19.85 | 730,472 | 708,103 | -3.06 |
| BELGIUM | 205,075 | 406,813 | 98.37 | 118,978 | 242,868 | 104.13 |
| DENMARK | 38,020 | 48,010 | 26.28 | 16,173 | 25,934 | 60.35 |
| NORWAY | 9,000 | 27,000 | 200 | 5,220 | 14,870 | 184.87 |
| SWEDEN | 165,346 | 126,800 | -23.31 | 77,325 | 58,119 | -24.84 |
| FINLAND | 0 | 40,001 | - | 0 | 21,058 | - |
| ITALY | 123,632 | 74,768 | -39.52 | 93,872 | 70,151 | -25.27 |
| SPAIN | 124,493 | 163,910 | 31.66 | 63,020 | 87,904 | 39.49 |
| PORTUGAL | 182,998 | 213,997 | 16.94 | 130,955 | 131,690 | 0.56 |
| GREECE | 327,396 | 368,735 | 12.63 | 174,958 | 243,441 | 39.14 |
| POLAND | 73,000 | 183,000 | 150.68 | 33,580 | 86,820 | 158.55 |
| ROMANIA | 61,000 | 29,000 | -52.46 | 24,325 | 16,835 | -30.79 |
| BULGARIA | 0 | 2,294 | - | 0 | 1,950 | - |
| UKRAINE | 12,000 | 0 | -100 | 4,799 | 0 | -100 |
| RUSSIA FEDERATION | 148,061 | 91,000 | -38.54 | 87,750 | 41,320 | -52.91 |
| -BIJI PALA & BUNGANYA DAN KAPI | 12,867,192 | 16,269,800 | 26.44 | 35,542,945 | 41,789,810 | 17.58 |
| JAPAN | 391,327 | 471,714 | 20.54 | 2,581,176 | 3,172,322 | 22.9 |
| HONG KONG | 441,032 | 141,758 | -67.86 | 1,212,527 | 330,725 | -72.72 |
| KOREA, REPUBLIC OF | 59,987 | 54,414 | -9.29 | 108,793 | 100,631 | -7.5 |
| TAIWAN | 738 | 46,404 | 6187.8 | 708 | 17,714 | 2401.98 |
| CHINA | 258,325 | 172,750 | -33.13 | 137,104 | 95,014 | -30.7 |
| THAILAND | 88,835 | 96,640 | 8.79 | 251,589 | 321,450 | 27.77 |
| SINGAPORE | 1,796,251 | 1,175,733 | -34.55 | 7,707,292 | 4,808,061 | -37.62 |
| PHILIPPINES | 12,000 | 8,340 | -30.5 | 37,120 | 13,022 | -64.92 |
| MALAYSIA | 563,038 | 772,573 | 37.22 | 1,375,748 | 1,500,879 | 9.1 |
| MYANMAR (FORM. BURMA) | 0 | 4,684 | - | 0 | 6,345 | - |
| VIET NAM | 3,466,113 | 6,268,959 | 80.86 | 4,616,572 | 8,115,130 | 75.78 |
| INDIA | 902,652 | 1,620,240 | 79.5 | 1,390,289 | 4,729,416 | 240.18 |
| PAKISTAN | 187,312 | 446,946 | 138.61 | 629,726 | 974,693 | 54.78 |
| BANGLADESH | 101,602 | 46,879 | -53.86 | 332,947 | 208,611 | -37.34 |
| SRI LANKA | 12,000 | 0 | -100 | 38,150 | 0 | -100 |
| SAUDI ARABIA | 53,481 | 41,922 | -21.61 | 52,136 | 17,746 | -65.96 |
| YEMEN | 0 | 5,815 | - | 0 | 5,250 | - |
| UNITED ARAB EMIRATES | 15,603 | 31,244 | 100.24 | 62,096 | 31,356 | -49.5 |
| EGYPT | 17,828 | 0 | -100 | 51,100 | 0 | -100 |

TABEL 5. PERKEMBANGAN EKSPOR INDONESIA MENURUT KOMODITI DAN NEGARA TUJUAN

| JENIS BARANG | BERAT BERSIH (KG) | | PERUB | NILAI FOB (US \$) | | PERUB |
|-----------------------|-------------------|-------------------|---------------|-------------------|-------------------|---------------|
| | JAN-SEP 2005 | JAN-SEP 2006 | % | JAN-SEP 2005 | JAN-SEP 2006 | % |
| (1) | (2) | (3) | (4) | (5) | (6) | (7) |
| MOROCCO | 54,380 | 22,575 | -58.49 | 180,824 | 72,074 | -60.14 |
| SUDAN | 5,998 | 0 | -100 | 10,800 | 0 | -100 |
| GHANA | 0 | 15,000 | - | 0 | 56,150 | - |
| NIGERIA | 38,000 | 46,660 | 22.79 | 76,620 | 72,050 | -5.96 |
| BENIN | 8,422 | 46,000 | 446.19 | 6,500 | 24,178 | 271.97 |
| SOUTH AFRICA | 14,999 | 86,045 | 473.67 | 87,200 | 339,420 | 289.24 |
| AUSTRALIA | 30,710 | 134,485 | 337.92 | 164,989 | 72,274 | -56.19 |
| NEW ZEALAND | 0 | 134 | - | 0 | 144 | - |
| UNITED STATES | 435,188 | 980,078 | 125.21 | 1,610,388 | 3,418,232 | 112.26 |
| CANADA | 0 | 19,472 | - | 0 | 58,368 | - |
| CHILE | 5,625 | 28,999 | 415.54 | 3,500 | 130,600 | 3631.43 |
| ARGENTINA | 33,500 | 101,000 | 201.49 | 105,750 | 272,519 | 157.7 |
| BRAZIL | 488,843 | 70,297 | -85.62 | 1,495,374 | 225,890 | -84.89 |
| PERU | 16,000 | 0 | -100 | 2,500 | 0 | -100 |
| DOMINICA | 11,985 | 22,124 | 84.6 | 19,287 | 35,858 | 85.92 |
| UNITED KINGDOM | 0 | 7,695 | - | 0 | 18,844 | - |
| NETHERLANDS | 1,906,323 | 1,789,361 | -6.14 | 5,853,774 | 6,940,757 | 18.57 |
| FRANCE | 125,160 | 238,496 | 90.55 | 375,137 | 814,039 | 117 |
| GERMANY, FED. REP. OF | 413,283 | 494,698 | 19.7 | 1,789,852 | 2,108,235 | 17.79 |
| BELGIUM | 372,737 | 302,239 | -18.91 | 1,593,342 | 1,189,722 | -25.33 |
| SWEDEN | 0 | 2 | - | 0 | 5 | - |
| ITALY | 287,416 | 195,150 | -32.1 | 845,872 | 831,254 | -1.73 |
| SPAIN | 26,000 | 84,999 | 226.92 | 59,250 | 182,135 | 207.4 |
| PORTUGAL | 0 | 28,799 | - | 0 | 82,333 | - |
| POLAND | 17,000 | 14,998 | -11.78 | 49,110 | 48,800 | -0.63 |
| BULGARIA | 0 | 37,580 | - | 0 | 62,569 | - |
| UKRAINE | 14,000 | 0 | -100 | 39,750 | 0 | -100 |
| RUSSIA FEDERATION | 193,499 | 95,899 | -50.44 | 588,053 | 284,995 | -51.54 |
| -PANILI | 108,219 | 89,786 | -17.03 | 2,364,839 | 1,736,474 | -26.57 |
| JAPAN | 60 | 104 | 73.33 | 2,960 | 2,789 | -5.78 |
| HONG KONG | 50 | 470 | 840 | 4,500 | 14,397 | 219.93 |
| TAIWAN | 95 | 0 | -100 | 7,999 | 0 | -100 |
| CHINA | 0 | 750 | - | 0 | 23,350 | - |
| SINGAPORE | 82 | 444 | 441.46 | 6,640 | 8,240 | 24.1 |
| MALAYSIA | 22,469 | 6,897 | -69.3 | 31,888 | 27,196 | -14.71 |
| TURKEY | 200 | 0 | -100 | 13,800 | 0 | -100 |
| AUSTRALIA | 200 | 932 | 366 | 10,575 | 14,300 | 35.22 |
| NEW ZEALAND | 0 | 215 | - | 0 | 4,252 | - |
| EAST TIMOR | 112 | 0 | -100 | 1,400 | 0 | -100 |
| UNITED STATES | 74,782 | 64,250 | -14.08 | 2,033,082 | 1,271,145 | -37.48 |
| CANADA | 3,454 | 6,548 | 89.58 | 23,380 | 43,867 | 87.63 |
| BRAZIL | 0 | 100 | - | 0 | 2,381 | - |
| DOMINICA | 300 | 570 | 90 | 22,050 | 20,660 | -6.3 |
| UNITED KINGDOM | 569 | 2,372 | 316.87 | 31,843 | 107,964 | 239.05 |
| NETHERLANDS | 4,000 | 0 | -100 | 94,160 | 0 | -100 |
| FRANCE | 0 | 300 | - | 0 | 2,100 | - |
| GERMANY, FED. REP. OF | 1,750 | 5,788 | 230.74 | 77,940 | 192,123 | 146.5 |
| SWITZERLAND | 50 | 46 | -8 | 2,500 | 1,710 | -31.6 |
| SPAIN | 46 | 0 | -100 | 122 | 0 | -100 |
| -LAINNYA | 11,606,477 | 15,482,911 | 33.4 | 12,635,703 | 26,431,964 | 109.18 |
| JAPAN | 420,841 | 373,051 | -11.36 | 934,744 | 837,681 | -10.38 |
| HONG KONG | 1,023,802 | 138,068 | -86.51 | 505,716 | 293,245 | -42.01 |
| KOREA, REPUBLIC OF | 253,678 | 307,619 | 21.26 | 339,230 | 289,625 | -14.62 |
| TAIWAN | 122,238 | 95,332 | -22.01 | 138,484 | 41,669 | -69.91 |
| CHINA | 82,879 | 547,234 | 560.28 | 68,486 | 671,900 | 881.08 |
| THAILAND | 51,055 | 20,636 | -59.58 | 383,381 | 66,593 | -82.63 |
| SINGAPORE | 1,676,044 | 3,901,555 | 132.78 | 2,721,017 | 6,545,623 | 140.56 |
| PHILIPPINES | 0 | 34 | - | 0 | 164 | - |
| MALAYSIA | 1,600,283 | 1,684,982 | 5.29 | 453,967 | 1,005,208 | 121.43 |
| BRUNEI DARUSSALAM | 6,915 | 633 | -90.85 | 17,046 | 6,593 | -61.32 |
| NEPAL | 0 | 143,790 | - | 0 | 277,240 | - |
| VIET NAM | 1,236,619 | 1,206,286 | -2.45 | 1,084,750 | 925,748 | -14.66 |
| INDIA | 1,457,431 | 4,012,371 | 175.3 | 1,726,975 | 9,731,923 | 463.52 |
| PAKISTAN | 1,154,022 | 407,631 | -64.68 | 241,041 | 518,884 | 115.27 |
| BANGLADESH | 662,654 | 249,600 | -62.33 | 431,105 | 365,190 | -15.29 |
| SRI LANKA | 38,000 | 0 | -100 | 17,160 | 0 | -100 |
| AFGHANISTAN | 13,800 | 0 | -100 | 770 | 0 | -100 |
| SAUDI ARABIA | 536,890 | 652,189 | 21.48 | 1,523,651 | 1,944,480 | 27.62 |
| KUWAIT | 26 | 28 | 7.69 | 24 | 18 | -25 |
| JORDAN | 30,000 | 0 | -100 | 3,400 | 0 | -100 |
| LEBANON | 0 | 18,000 | - | 0 | 3,906 | - |

TABEL 5. PERKEMBANGAN EKSPOR INDONESIA MENURUT KOMODITI DAN NEGARA TUJUAN

| JENIS BARANG | BERAT BERSIH (KG) | | PERUB | NILAI FOB (US \$) | | PERUB |
|-----------------------|-------------------|-------------------|--------------|-------------------|-------------------|-------------|
| | JAN-SEP 2005 | JAN-SEP 2006 | % | JAN-SEP 2005 | JAN-SEP 2006 | % |
| (1) | (2) | (3) | (4) | (5) | (6) | (7) |
| YEMEN | 6,161 | 43,295 | 602.73 | 17,650 | 94,602 | 435.99 |
| SYRIA ARAB REPUBLIC | 140,999 | 105,036 | -25.51 | 74,794 | 21,795 | -70.86 |
| TURKEY | 17,876 | 24,664 | 37.97 | 35,258 | 63,004 | 78.69 |
| UNITED ARAB EMIRATES | 291,192 | 405,730 | 39.33 | 407,069 | 564,159 | 38.59 |
| QATAR | 11,250 | 0 | -100 | 7,174 | 0 | -100 |
| EGYPT | 19,102 | 288,662 | 1411.16 | 17,441 | 200,745 | 1050.99 |
| SUDAN | 14,733 | 0 | -100 | 26,531 | 0 | -100 |
| BENIN | 0 | 36,000 | - | 0 | 20,412 | - |
| SOUTH AFRICA | 0 | 36,525 | - | 0 | 62,802 | - |
| AUSTRALIA | 38,365 | 66,947 | 74.5 | 145,528 | 187,919 | 29.13 |
| NEW ZEALAND | 3,200 | 5,593 | 74.78 | 16,866 | 27,063 | 60.46 |
| EAST TIMOR | 1,058 | 417 | -60.59 | 287 | 225 | -21.6 |
| UNITED STATES | 337,542 | 232,659 | -31.07 | 752,583 | 695,802 | -7.54 |
| CANADA | 22,158 | 25,687 | 15.93 | 5,694 | 41,943 | 636.62 |
| MEXICO | 16,000 | 18,345 | 14.66 | 8,025 | 5,488 | -31.61 |
| PANAMA | 0 | 1,337 | - | 0 | 7,636 | - |
| CHILE | 3,375 | 1,000 | -70.37 | 2,100 | 11,900 | 466.67 |
| BRAZIL | 7,320 | 9,035 | 23.43 | 28,914 | 42,806 | 48.05 |
| UNITED KINGDOM | 19,761 | 37,974 | 92.17 | 47,255 | 179,925 | 280.75 |
| NETHERLANDS | 182,985 | 287,571 | 57.16 | 204,929 | 575,994 | 181.07 |
| FRANCE | 32,398 | 16,791 | -48.17 | 181,023 | 23,602 | -86.96 |
| GERMANY, FED. REP. OF | 34,767 | 8,800 | -74.69 | 17,761 | 8,220 | -53.72 |
| BELGIUM | 1,000 | 41,889 | 4088.9 | 4,000 | 31,365 | 684.13 |
| SWITZERLAND | 150 | 0 | -100 | 1,800 | 0 | -100 |
| SWEDEN | 0 | 4 | - | 0 | 13 | - |
| ITALY | 2,268 | 2,052 | -9.52 | 6,214 | 3,139 | -49.49 |
| SPAIN | 0 | 8,000 | - | 0 | 3,165 | - |
| PORTUGAL | 0 | 1,329 | - | 0 | 4,319 | - |
| POLAND | 14,640 | 200 | -98.63 | 6,910 | 4,776 | -30.88 |
| BULGARIA | 0 | 2,380 | - | 0 | 2,890 | - |
| UKRAINE | 11,000 | 15,950 | 45 | 13,200 | 20,565 | 55.8 |
| RUSSIA FEDERATION | 10,000 | 0 | -100 | 15,750 | 0 | -100 |
| TEBAKAU | 24,543,721 | 24,187,272 | -1.45 | 46,973,330 | 47,099,166 | 0.27 |
| JAPAN | 59,900 | 54,080 | -9.72 | 164,944 | 106,450 | -35.46 |
| HONG KONG | 0 | 38,400 | - | 0 | 158,096 | - |
| KOREA, REPUBLIC OF | 0 | 141 | - | 0 | 13,730 | - |
| CHINA | 0 | 69,821 | - | 0 | 372,405 | - |
| SINGAPORE | 583,932 | 288,758 | -50.55 | 296,703 | 177,876 | -40.05 |
| PHILIPPINES | 2,764,839 | 728,571 | -73.65 | 4,398,677 | 533,655 | -87.87 |
| MALAYSIA | 481,484 | 374,500 | -22.22 | 883,686 | 464,242 | -47.47 |
| VIET NAM | 199,031 | 174,321 | -12.42 | 353,247 | 102,209 | -71.07 |
| PAKISTAN | 723 | 0 | -100 | 1,077 | 0 | -100 |
| SRI LANKA | 509,246 | 211,941 | -58.38 | 6,169,936 | 2,935,043 | -52.43 |
| UNITED ARAB EMIRATES | 870,566 | 79,200 | -90.9 | 1,069,118 | 86,180 | -91.94 |
| EGYPT | 541,434 | 1,190,321 | 119.85 | 366,618 | 1,031,052 | 181.23 |
| ALGERIA | 300,000 | 300,000 | 0 | 317,500 | 285,000 | -10.24 |
| COTE D'IVOIRE | 0 | 9,000 | - | 0 | 6,363 | - |
| SOUTH AFRICA | 60,000 | 100,000 | 66.67 | 27,000 | 62,000 | 129.63 |
| AUSTRALIA | 108,763 | 118,800 | 9.23 | 225,800 | 154,440 | -31.6 |
| UNITED STATES | 3,392,529 | 4,169,659 | 22.91 | 3,735,340 | 4,459,316 | 19.38 |
| CANADA | 19,200 | 0 | -100 | 4,416 | 0 | -100 |
| HONDURAS | 97,623 | 55,926 | -42.71 | 186,638 | 167,771 | -10.11 |
| NICARAGUA | 88,759 | 162,113 | 82.64 | 306,324 | 462,359 | 50.94 |
| ARGENTINA | 0 | 2,160 | - | 0 | 2,484 | - |
| BRAZIL | 0 | 203 | - | 0 | 670 | - |
| URUGUAY | 299,999 | 0 | -100 | 162,000 | 0 | -100 |
| PARAGUAY | 588,280 | 200,000 | -66 | 260,498 | 136,000 | -47.79 |
| PUERTO RICO | 234,264 | 701,990 | 199.66 | 292,726 | 760,488 | 159.8 |
| DOMINICAN REPUBLIC | 228,681 | 234,851 | 2.7 | 1,604,646 | 1,819,512 | 13.39 |
| UNITED KINGDOM | 348,062 | 430,380 | 23.65 | 480,028 | 644,599 | 34.28 |
| NETHERLANDS | 1,282,899 | 1,366,951 | 6.55 | 2,214,900 | 2,147,071 | -3.06 |
| FRANCE | 1,118,437 | 1,491,657 | 33.37 | 927,462 | 1,258,075 | 35.65 |
| GERMANY, FED. REP. OF | 871,673 | 1,072,040 | 22.99 | 8,392,735 | 9,205,362 | 9.68 |
| BELGIUM | 2,500,194 | 3,765,437 | 50.61 | 6,119,493 | 7,735,372 | 26.41 |
| SWITZERLAND | 23,099 | 108,396 | 369.27 | 89,004 | 376,375 | 322.87 |
| DENMARK | 67,274 | 144,869 | 115.34 | 336,203 | 531,543 | 58.1 |
| NORWAY | 192,493 | 57,661 | -70.05 | 325,501 | 107,827 | -66.87 |
| IRELAND | 79,199 | 158,400 | 100 | 182,160 | 287,100 | 57.61 |
| SPAIN | 638,562 | 561,038 | -12.14 | 4,238,392 | 7,549,504 | 78.12 |
| PORTUGAL | 0 | 500 | - | 0 | 3,313 | - |
| GREECE | 0 | 440 | - | 0 | 110 | - |
| POLAND | 20,000 | 39,837 | 99.19 | 4,000 | 36,077 | 801.93 |

TABEL 5. PERKEMBANGAN EKSPOR INDONESIA MENURUT KOMODITI DAN NEGARA TUJUAN

| JENIS BARANG | BERAT BERSIH (KG) | | PERUB | NILAI FOB (US \$) | | PERUB |
|-------------------------------|--------------------|--------------------|--------------|--------------------|--------------------|--------------|
| | JAN-SEP 2005 | JAN-SEP 2006 | % | JAN-SEP 2005 | JAN-SEP 2006 | % |
| (1) | (2) | (3) | (4) | (5) | (6) | (7) |
| BELARUS | 260,000 | 0 | -100 | 84,000 | 0 | -100 |
| KAZAKHSTAN | 75,240 | 79,200 | 5.26 | 55,202 | 177,804 | 222.1 |
| UKRAINE | 648,139 | 673,196 | 3.87 | 262,095 | 268,416 | 2.41 |
| LITHUANIA | 366,319 | 0 | -100 | 289,504 | 0 | -100 |
| LATVIA | 0 | 80,000 | - | 0 | 80,000 | - |
| MALTA | 0 | 10,000 | - | 0 | 11,000 | - |
| RUSSIA FEDERATION | 4,622,878 | 4,882,514 | 5.62 | 2,145,757 | 2,382,277 | 11.02 |
| BIJI COKLAT | 245,510,072 | 372,385,339 | 51.68 | 319,411,500 | 462,410,729 | 44.77 |
| JAPAN | 246,408 | 210,063 | -14.75 | 393,612 | 390,364 | -0.83 |
| HONG KONG | 800,000 | 0 | -100 | 963,954 | 0 | -100 |
| CHINA | 8,808,811 | 13,299,933 | 50.98 | 12,147,473 | 16,881,642 | 38.97 |
| THAILAND | 7,302,271 | 5,321,466 | -27.13 | 10,758,046 | 6,572,554 | -38.91 |
| SINGAPORE | 21,548,417 | 30,866,605 | 43.24 | 29,292,275 | 40,864,948 | 39.51 |
| MALAYSIA | 118,110,313 | 145,478,134 | 23.17 | 147,779,363 | 174,947,269 | 18.38 |
| BHUTAN | 50,000 | 0 | -100 | 74,865 | 0 | -100 |
| INDIA | 0 | 140,000 | - | 0 | 179,980 | - |
| PAKISTAN | 365,985 | 56,928 | -84.45 | 107,587 | 7,768 | -92.78 |
| SRI LANKA | 0 | 195,000 | - | 0 | 293,175 | - |
| BAHRAIN | 0 | 8 | - | 0 | 400 | - |
| MOROCCO | 18,000 | 0 | -100 | 23,940 | 0 | -100 |
| MAURITIUS | 0 | 200,000 | - | 0 | 262,277 | - |
| AUSTRALIA | 0 | 100 | - | 0 | 699 | - |
| UNITED STATES | 51,283,973 | 113,086,672 | 120.51 | 67,978,481 | 138,513,599 | 103.76 |
| CANADA | 4,500,000 | 11,250,000 | 150 | 5,872,209 | 14,570,759 | 148.13 |
| MEXICO | 2,275,063 | 0 | -100 | 3,081,510 | 0 | -100 |
| BRAZIL | 19,600,000 | 36,999,339 | 88.77 | 25,381,366 | 48,111,987 | 89.56 |
| COLOMBIA | 0 | 2,499,540 | - | 0 | 3,239,388 | - |
| NETHERLANDS ANTILLES | 0 | 100,000 | - | 0 | 136,000 | - |
| UNITED KINGDOM | 8,700,000 | 0 | -100 | 12,292,157 | 0 | -100 |
| NETHERLANDS | 637,500 | 1,887,416 | 196.07 | 1,066,904 | 2,553,438 | 139.33 |
| FRANCE | 12,614 | 0 | -100 | 26,389 | 0 | -100 |
| GERMANY, FED. REP. OF | 714,717 | 8,248,849 | 1054.14 | 1,529,969 | 10,850,150 | 609.17 |
| BELGIUM | 0 | 2,362,358 | - | 0 | 3,828,567 | - |
| SWEDEN | 0 | 28 | - | 0 | 86 | - |
| SPAIN | 36,000 | 0 | -100 | 41,400 | 0 | -100 |
| POLAND | 0 | 150,000 | - | 0 | 190,700 | - |
| UKRAINE | 0 | 32,700 | - | 0 | 13,080 | - |
| CZECH REPUBLIC | 0 | 200 | - | 0 | 1,899 | - |
| RUSSIA FEDERATION | 500,000 | 0 | -100 | 600,000 | 0 | -100 |
| -IKAN TONGKOL/TUNA | 31,750,754 | 32,557,573 | 2.54 | 93,703,415 | 91,606,271 | -2.24 |
| JAPAN | 17,174,724 | 16,814,750 | -2.1 | 62,229,610 | 57,725,031 | -7.24 |
| HONG KONG | 495,974 | 896,045 | 80.66 | 582,556 | 1,545,920 | 165.37 |
| KOREA, DEMOCRATIC PEOPLE'S RI | 0 | 1,067 | - | 0 | 5,335 | - |
| KOREA, REPUBLIC OF | 1,480,583 | 347,569 | -76.52 | 1,820,544 | 394,453 | -78.33 |
| TAIWAN | 961,247 | 479,402 | -50.13 | 780,370 | 473,206 | -39.36 |
| CHINA | 1,022,115 | 681,280 | -33.35 | 685,719 | 655,445 | -4.41 |
| THAILAND | 820,586 | 2,646,169 | 222.47 | 1,163,520 | 2,363,497 | 103.13 |
| SINGAPORE | 3,125,946 | 2,489,923 | -20.35 | 8,202,973 | 6,513,245 | -20.6 |
| PHILIPPINES | 544,571 | 608,480 | 11.74 | 260,083 | 309,841 | 19.13 |
| MALAYSIA | 275,112 | 202,688 | -26.33 | 395,167 | 142,863 | -63.85 |
| VIET NAM | 65,226 | 720,492 | 1004.61 | 114,497 | 1,053,970 | 820.52 |
| INDIA | 0 | 25,452 | - | 0 | 19,357 | - |
| PAKISTAN | 0 | 78,000 | - | 0 | 62,400 | - |
| SRI LANKA | 20,820 | 51,540 | 147.55 | 11,874 | 47,520 | 300.2 |
| JORDAN | 0 | 2,704 | - | 0 | 14,096 | - |
| LEBANON | 7,039 | 49,159 | 598.38 | 28,108 | 46,849 | 66.67 |
| UNITED ARAB EMIRATES | 1,615 | 47,602 | 2847.49 | 4,326 | 48,547 | 1022.21 |
| EGYPT | 0 | 18,419 | - | 0 | 47,492 | - |
| REUNION | 24,000 | 12,000 | -50 | 111,600 | 55,800 | -50 |
| SOUTH AFRICA | 93,368 | 0 | -100 | 99,850 | 0 | -100 |
| MAURITIUS | 56,897 | 40,269 | -29.22 | 112,450 | 74,906 | -33.39 |
| AUSTRALIA | 161,469 | 171,216 | 6.04 | 906,436 | 786,766 | -13.2 |
| FIJI | 28,000 | 0 | -100 | 25,480 | 0 | -100 |
| UNITED STATES | 2,768,276 | 3,187,076 | 15.13 | 8,799,615 | 11,245,758 | 27.8 |
| CANADA | 49,280 | 2,568 | -94.79 | 115,683 | 16,002 | -86.17 |
| MEXICO | 61,301 | 255,924 | 317.49 | 127,421 | 613,220 | 381.26 |
| PANAMA | 0 | 270,000 | - | 0 | 228,380 | - |
| TRINIDAD AND TOBAGO | 0 | 270,000 | - | 0 | 239,720 | - |
| PUERTO RICO | 19,974 | 20,244 | 1.35 | 69,595 | 90,071 | 29.42 |
| UNITED KINGDOM | 338,044 | 402,538 | 19.08 | 431,433 | 418,480 | -3 |
| NETHERLANDS | 1,340,443 | 1,116,467 | -16.71 | 4,483,779 | 4,468,462 | -0.34 |

TABEL 5. PERKEMBANGAN EKSPOR INDONESIA MENURUT KOMODITI DAN NEGARA TUJUAN

| JENIS BARANG | BERAT BERSIH (KG) | | PERUB | NILAI FOB (US \$) | | PERUB |
|-----------------------------------|-------------------|-------------------|---------------|-------------------|--------------------|---------------|
| | JAN-SEP 2005 | JAN-SEP 2006 | % | JAN-SEP 2005 | JAN-SEP 2006 | % |
| (1) | (2) | (3) | (4) | (5) | (6) | (7) |
| FRANCE | 141,079 | 76,316 | -45.91 | 505,834 | 286,927 | -43.28 |
| GERMANY, FED. REP. OF | 205,747 | 78,481 | -61.86 | 718,333 | 167,812 | -76.64 |
| AUSTRIA | 224 | 0 | -100 | 2,349 | 0 | -100 |
| BELGIUM | 325,130 | 364,206 | 12.02 | 809,954 | 996,186 | 22.99 |
| SWITZERLAND | 19 | 1 | -94.74 | 119 | 1 | -99.16 |
| DENMARK | 0 | 17,839 | - | 0 | 13,423 | - |
| ITALY | 33,819 | 35,999 | 6.45 | 29,186 | 203,376 | 596.83 |
| SPAIN | 99,909 | 44,541 | -55.42 | 51,796 | 176,951 | 241.63 |
| HUNGARY | 600 | 0 | -100 | 1,500 | 0 | -100 |
| BULGARIA | 936 | 0 | -100 | 936 | 0 | -100 |
| YUGOSLAVIA | 0 | 22,880 | - | 0 | 29,744 | - |
| LITHUANIA | 21 | 0 | -100 | 315 | 0 | -100 |
| RUSSIA FEDERATION | 6,660 | 8,267 | 24.13 | 20,404 | 25,219 | 23.6 |
| -UBUR-UBUR | 2,830,020 | 1,076,866 | -61.95 | 4,688,096 | 2,004,944 | -57.23 |
| JAPAN | 1,476,800 | 202,189 | -86.31 | 3,311,988 | 743,982 | -77.54 |
| HONG KONG | 22,894 | 1,177 | -94.86 | 60,399 | 5,795 | -90.41 |
| KOREA, REPUBLIC OF | 463,051 | 494,775 | 6.85 | 630,781 | 754,913 | 19.68 |
| TAIWAN | 344,659 | 43,691 | -87.32 | 367,704 | 59,635 | -83.78 |
| CHINA | 457,922 | 296,999 | -35.14 | 244,964 | 376,558 | 53.72 |
| SINGAPORE | 3,720 | 31,921 | 758.09 | 26,461 | 52,864 | 99.78 |
| MALAYSIA | 52,190 | 4,155 | -92.04 | 28,649 | 6,149 | -78.54 |
| NEW ZEALAND | 24 | 0 | -100 | 50 | 0 | -100 |
| EAST TIMOR | 1,100 | 0 | -100 | 792 | 0 | -100 |
| UNITED STATES | 2,337 | 1,052 | -54.99 | 2,579 | 2,550 | -1.12 |
| CANADA | 0 | 40 | - | 0 | 125 | - |
| UNITED KINGDOM | 405 | 115 | -71.6 | 975 | 275 | -71.79 |
| NETHERLANDS | 89 | 19 | -78.65 | 250 | 60 | -76 |
| FRANCE | 3,967 | 307 | -92.26 | 10,384 | 732 | -92.95 |
| GERMANY, FED. REP. OF | 799 | 344 | -56.95 | 1,920 | 955 | -50.26 |
| ITALY | 0 | 48 | - | 0 | 260 | - |
| CZECH REPUBLIC | 63 | 34 | -46.03 | 200 | 91 | -54.5 |
| -KEPITING, KERANG-KERANGAN | 31,210,310 | 33,966,561 | 8.83 | 96,469,141 | 105,907,816 | 9.78 |
| JAPAN | 1,365,439 | 1,216,003 | -10.94 | 4,511,371 | 7,486,800 | 65.95 |
| HONG KONG | 2,393,163 | 2,345,070 | -2.01 | 3,280,963 | 5,429,246 | 65.48 |
| KOREA, REPUBLIC OF | 920,878 | 1,419,642 | 54.16 | 1,697,763 | 2,423,746 | 42.76 |
| TAIWAN | 1,243,361 | 983,563 | -20.89 | 1,690,778 | 1,546,034 | -8.56 |
| CHINA | 5,750,360 | 5,487,136 | -4.58 | 3,219,593 | 2,774,542 | -13.82 |
| MONGOLIA | 347 | 0 | -100 | 694 | 0 | -100 |
| THAILAND | 1,938,736 | 5,346,213 | 175.76 | 435,313 | 2,064,669 | 374.3 |
| SINGAPORE | 2,488,262 | 2,366,637 | -4.89 | 4,943,797 | 4,549,562 | -7.97 |
| PHILIPPINES | 130,751 | 55,002 | -57.93 | 64,044 | 21,535 | -66.37 |
| MALAYSIA | 2,479,721 | 1,840,554 | -25.78 | 2,863,890 | 2,316,575 | -19.11 |
| MYANMAR (FORM. BURMA) | 0 | 420 | - | 0 | 840 | - |
| BRUNEI DARUSSALAM | 9,994 | 3 | -99.97 | 12,711 | 11 | -99.91 |
| VIET NAM | 815,101 | 814,944 | -0.02 | 1,587,815 | 1,150,917 | -27.52 |
| INDIA | 200 | 59,600 | 29700 | 2,080 | 116,565 | 5504.09 |
| BANGLADESH | 85 | 0 | -100 | 61 | 0 | -100 |
| SRI LANKA | 22,391 | 24,800 | 10.76 | 19,763 | 15,273 | -22.72 |
| IRAN (ISLAMIC REPUBLIC OF) | 0 | 26,290 | - | 0 | 24,975 | - |
| SAUDI ARABIA | 23,000 | 82 | -99.64 | 30,650 | 188 | -99.39 |
| KUWAIT | 810 | 0 | -100 | 824 | 0 | -100 |
| LEBANON | 12,357 | 1,227 | -90.07 | 11,938 | 953 | -92.02 |
| UNITED ARAB EMIRATES | 0 | 26 | - | 0 | 190 | - |
| CYPRUS | 18,000 | 21,037 | 16.87 | 28,164 | 57,558 | 104.37 |
| EGYPT | 0 | 22,589 | - | 0 | 60,047 | - |
| MADAGASCAR | 0 | 12,000 | - | 0 | 60,499 | - |
| SOUTH AFRICA | 75,702 | 161,463 | 113.29 | 162,048 | 349,289 | 115.55 |
| MAURITIUS | 13,753 | 0 | -100 | 23,756 | 0 | -100 |
| AUSTRALIA | 55,833 | 141,298 | 153.07 | 411,304 | 792,869 | 92.77 |
| NEW ZEALAND | 247 | 99 | -59.92 | 5,861 | 225 | -96.16 |
| AMERICAN SAMOA | 29 | 0 | -100 | 118 | 0 | -100 |
| SAMOA | 5,080 | 0 | -100 | 16,554 | 0 | -100 |
| EAST TIMOR | 2,600 | 0 | -100 | 1,872 | 0 | -100 |
| UNITED STATES | 6,235,441 | 6,663,892 | 6.87 | 57,678,474 | 62,048,152 | 7.58 |
| CANADA | 368,299 | 603,664 | 63.91 | 611,187 | 1,663,100 | 172.11 |
| MEXICO | 20,413 | 22,554 | 10.49 | 38,810 | 64,450 | 66.07 |
| PANAMA | 20,090 | 69,314 | 245.02 | 54,600 | 176,360 | 223 |
| ARGENTINA | 0 | 20,471 | - | 0 | 56,981 | - |
| BRAZIL | 0 | 665 | - | 0 | 654 | - |
| PUERTO RICO | 294,682 | 182,890 | -37.94 | 879,692 | 514,658 | -41.5 |
| DOMINICAN REPUBLIC | 0 | 2,630 | - | 0 | 9,660 | - |

TABEL 5. PERKEMBANGAN EKSPOR INDONESIA MENURUT KOMODITI DAN NEGARA TUJUAN

| JENIS BARANG | BERAT BERSIH (KG) | | PERUB | NILAI FOB (US \$) | | PERUB |
|-----------------------|--------------------|--------------------|--------------|--------------------|--------------------|--------------|
| | JAN-SEP 2005 | JAN-SEP 2006 | % | JAN-SEP 2005 | JAN-SEP 2006 | % |
| (1) | (2) | (3) | (4) | (5) | (6) | (7) |
| MARTINIQUE | 68,927 | 2,774 | -95.98 | 152,121 | 8,890 | -94.16 |
| GUADELOUPE | 50,409 | 0 | -100 | 90,498 | 0 | -100 |
| UNITED KINGDOM | 357,420 | 51,905 | -85.48 | 2,326,693 | 266,530 | -88.54 |
| NETHERLANDS | 155,273 | 196,387 | 26.48 | 669,837 | 1,244,730 | 85.83 |
| FRANCE | 211,334 | 53,922 | -74.48 | 820,861 | 98,086 | -88.05 |
| GERMANY, FED. REP. OF | 9,389 | 62,275 | 563.28 | 16,350 | 171,585 | 949.45 |
| AUSTRIA | 0 | 133 | - | 0 | 450 | - |
| BELGIUM | 169,114 | 170,775 | 0.98 | 421,453 | 504,329 | 19.66 |
| SWITZERLAND | 6,017 | 19,541 | 224.76 | 15,923 | 56,273 | 253.41 |
| DENMARK | 115 | 8,209 | 7038.26 | 350 | 28,525 | 8050 |
| NORWAY | 0 | 90 | - | 0 | 225 | - |
| SWEDEN | 298 | 199 | -33.22 | 1,325 | 800 | -39.62 |
| IRELAND | 16,341 | 0 | -100 | 262,277 | 0 | -100 |
| ITALY | 2,449,622 | 2,473,978 | 0.99 | 5,242,133 | 5,184,078 | -1.11 |
| SPAIN | 634,695 | 691,083 | 8.88 | 1,298,868 | 1,716,092 | 32.12 |
| PORTUGAL | 275,724 | 249,729 | -9.43 | 598,441 | 646,821 | 8.08 |
| GREECE | 76,952 | 20,156 | -73.81 | 219,685 | 67,850 | -69.11 |
| POLAND | 622 | 32 | -94.86 | 319 | 125 | -60.82 |
| LATVIA | 544 | 3,304 | 507.35 | 3,822 | 15,615 | 308.56 |
| CROATIA | 0 | 49,079 | - | 0 | 117,585 | - |
| MALTA | 22,046 | 0 | -100 | 41,016 | 0 | -100 |
| CZECH REPUBLIC | 286 | 762 | 166.43 | 506 | 1,479 | 192.29 |
| RUSSIA FEDERATION | 57 | 450 | 689.47 | 175 | 625 | 257.14 |
| -BEKICOT | 1,974,732 | 2,107,461 | 6.72 | 2,955,703 | 3,664,173 | 23.97 |
| JAPAN | 14,097 | 233 | -98.35 | 80,447 | 593 | -99.26 |
| HONG KONG | 161,932 | 128,642 | -20.56 | 191,483 | 245,189 | 28.05 |
| KOREA, REPUBLIC OF | 61,731 | 36,099 | -41.52 | 148,437 | 92,088 | -37.96 |
| TAIWAN | 939,189 | 1,048,994 | 11.69 | 1,135,752 | 1,274,095 | 12.18 |
| CHINA | 27,378 | 67,030 | 144.83 | 12,123 | 84,548 | 597.42 |
| MACAU | 342 | 0 | -100 | 1,026 | 0 | -100 |
| THAILAND | 225 | 612 | 172 | 113 | 1,674 | 1381.42 |
| SINGAPORE | 129,257 | 94,204 | -27.12 | 285,816 | 244,207 | -14.56 |
| MALAYSIA | 49,852 | 30,029 | -39.76 | 31,234 | 23,629 | -24.35 |
| UNITED ARAB EMIRATES | 22 | 0 | -100 | 44 | 0 | -100 |
| CYPRUS | 17 | 0 | -100 | 33 | 0 | -100 |
| SOUTH AFRICA | 57,326 | 139,054 | 142.57 | 103,200 | 341,033 | 230.46 |
| SAMOA | 423 | 0 | -100 | 1,380 | 0 | -100 |
| UNITED STATES | 0 | 32,160 | - | 0 | 84,575 | - |
| CANADA | 207,178 | 178,545 | -13.82 | 394,149 | 418,525 | 6.18 |
| MEXICO | 0 | 11,423 | - | 0 | 27,860 | - |
| UNITED KINGDOM | 1,047 | 905 | -13.56 | 2,025 | 2,007 | -0.89 |
| FRANCE | 295,431 | 271,827 | -7.99 | 540,565 | 677,383 | 25.31 |
| GERMANY, FED. REP. OF | 9,670 | 7,295 | -24.56 | 19,500 | 14,955 | -23.31 |
| BELGIUM | 19,200 | 59,997 | 212.48 | 7,520 | 130,900 | 1640.69 |
| NORWAY | 0 | 42 | - | 0 | 143 | - |
| SWEDEN | 26 | 51 | 96.15 | 62 | 95 | 53.23 |
| ITALY | 49 | 0 | -100 | 75 | 0 | -100 |
| PORTUGAL | 39 | 56 | 43.59 | 76 | 104 | 36.84 |
| GREECE | 67 | 6 | -91.04 | 142 | 16 | -88.73 |
| HUNGARY | 14 | 53 | 278.57 | 26 | 114 | 338.46 |
| POLAND | 44 | 104 | 136.36 | 87 | 222 | 155.17 |
| LITHUANIA | 48 | 12 | -75 | 164 | 38 | -76.83 |
| RUSSIA FEDERATION | 128 | 88 | -31.25 | 224 | 180 | -19.64 |
| -IKAN LAINNYA | 287,411,427 | 334,665,383 | 16.44 | 171,609,307 | 166,365,653 | -3.06 |
| JAPAN | 6,968,809 | 4,591,852 | -34.11 | 14,822,385 | 14,769,774 | -0.35 |
| HONG KONG | 5,689,083 | 7,116,700 | 25.09 | 16,644,937 | 16,839,519 | 1.17 |
| KOREA, REPUBLIC OF | 13,075,796 | 7,283,193 | -44.3 | 10,315,611 | 9,168,807 | -11.12 |
| TAIWAN | 34,770,575 | 18,299,273 | -47.37 | 19,230,621 | 13,335,937 | -30.65 |
| CHINA | 106,098,182 | 46,053,866 | -56.59 | 23,473,417 | 14,203,490 | -39.49 |
| MACAU | 470 | 180 | -61.7 | 7,540 | 5,250 | -30.37 |
| PAPUA NEW GUINEA | 54,000 | 0 | -100 | 54,081 | 0 | -100 |
| THAILAND | 43,891,551 | 192,496,341 | 338.57 | 5,867,489 | 27,106,494 | 361.98 |
| SINGAPORE | 31,376,040 | 22,172,361 | -29.33 | 31,594,331 | 26,057,937 | -17.52 |
| PHILIPPINES | 5,355,384 | 4,622,028 | -13.69 | 2,208,785 | 2,103,300 | -4.78 |
| MALAYSIA | 24,002,655 | 18,596,095 | -22.52 | 18,226,997 | 14,657,695 | -19.58 |
| CAMBODIA | 0 | 80 | - | 0 | 500 | - |
| BRUNEI DARUSSALAM | 35,429 | 0 | -100 | 44,762 | 0 | -100 |
| VIET NAM | 712,456 | 1,864,805 | 161.74 | 540,975 | 2,379,434 | 339.84 |
| INDIA | 1,600 | 0 | -100 | 3,200 | 0 | -100 |
| PAKISTAN | 65,500 | 0 | -100 | 51,720 | 0 | -100 |
| SRI LANKA | 355,150 | 227,985 | -35.81 | 317,135 | 177,376 | -44.07 |

TABEL 5. PERKEMBANGAN EKSPOR INDONESIA MENURUT KOMODITI DAN NEGARA TUJUAN

| JENIS BARANG | BERAT BERSIH (KG) | | PERUB | NILAI FOB (US \$) | | PERUB |
|----------------------------|-------------------|--------------|----------|-------------------|--------------|---------|
| | JAN-SEP 2005 | JAN-SEP 2006 | % | JAN-SEP 2005 | JAN-SEP 2006 | % |
| (1) | (2) | (3) | (4) | (5) | (6) | (7) |
| AFGHANISTAN | 26,000 | 0 | -100 | 35,100 | 0 | -100 |
| IRAN (ISLAMIC REPUBLIC OF) | 15,549 | 360 | -97.68 | 12,266 | 414 | -96.62 |
| SAUDI ARABIA | 233,331 | 28,408 | -87.83 | 298,646 | 57,900 | -80.61 |
| KUWAIT | 1,471 | 1,961 | 33.31 | 4,798 | 3,047 | -36.49 |
| JORDAN | 1,060 | 6,743 | 536.13 | 1,684 | 51,690 | 2969.48 |
| LEBANON | 241,055 | 324,816 | 34.75 | 173,848 | 258,852 | 48.9 |
| YEMEN | 0 | 15 | - | 0 | 1,508 | - |
| OMAN | 52,000 | 16,000 | -69.23 | 18,020 | 14,500 | -19.53 |
| SYRIA ARAB REPUBLIC | 876 | 6,387 | 629.11 | 6,180 | 25,574 | 313.82 |
| TURKEY | 105 | 12,658 | 11955.24 | 1,000 | 17,777 | 1677.7 |
| UNITED ARAB EMIRATES | 142,593 | 51,375 | -63.97 | 157,395 | 39,948 | -74.62 |
| BAHRAIN | 1,218 | 1,421 | 16.67 | 3,947 | 4,681 | 18.6 |
| CYPRUS | 1,692 | 4,880 | 188.42 | 6,511 | 17,427 | 167.65 |
| EGYPT | 34 | 10,781 | 31608.82 | 1,134 | 30,118 | 2555.91 |
| ALGERIA | 0 | 25,497 | - | 0 | 29,066 | - |
| KENYA | 0 | 26,500 | - | 0 | 7,950 | - |
| REUNION | 36,000 | 48,000 | 33.33 | 121,800 | 231,600 | 90.15 |
| MOZAMBIQUE | 145,680 | 0 | -100 | 150,745 | 0 | -100 |
| GHANA | 93,000 | 178,000 | 91.4 | 88,500 | 140,700 | 58.98 |
| ANGOLA | 35,699 | 0 | -100 | 40,513 | 0 | -100 |
| NIGERIA | 54 | 0 | -100 | 108 | 0 | -100 |
| SEYCHELLES | 0 | 12,506 | - | 0 | 7,086 | - |
| SAINT HELENA | 0 | 2,000 | - | 0 | 920 | - |
| SWAZILAND | 3 | 0 | -100 | 152 | 0 | -100 |
| SOUTH AFRICA | 274,700 | 39,916 | -85.47 | 294,993 | 37,603 | -87.25 |
| MAURITIUS | 221,199 | 91,500 | -58.63 | 179,710 | 74,139 | -58.75 |
| RWANDA | 0 | 1,200 | - | 0 | 3,000 | - |
| AUSTRALIA | 2,254,327 | 1,637,023 | -27.38 | 1,776,982 | 2,322,779 | 30.71 |
| NEW ZEALAND | 2,443 | 11,404 | 366.8 | 19,584 | 62,761 | 220.47 |
| COOK ISLANDS | 65,000 | 0 | -100 | 64,350 | 0 | -100 |
| FIJI | 205,093 | 55,000 | -73.18 | 174,304 | 56,220 | -67.75 |
| MARSHALL ISLANDS | 2,690 | 0 | -100 | 4,035 | 0 | -100 |
| SAMOA | 3,245 | 17,340 | 434.36 | 10,576 | 16,660 | 57.53 |
| SOLOMON ISLANDS | 1,120 | 0 | -100 | 1,680 | 0 | -100 |
| EAST TIMOR | 8,773 | 109 | -98.76 | 6,280 | 2,676 | -57.39 |
| UNITED STATES | 5,178,560 | 3,571,861 | -31.03 | 12,257,066 | 11,869,825 | -3.16 |
| CANADA | 55,733 | 84,856 | 52.25 | 260,798 | 336,641 | 29.08 |
| MEXICO | 32,671 | 1,850 | -94.34 | 40,867 | 9,385 | -77.04 |
| GUATEMALA | 33,293 | 16,646 | -50 | 31,559 | 19,094 | -39.5 |
| PANAMA | 1,188,000 | 864,000 | -27.27 | 1,018,300 | 721,230 | -29.17 |
| CUBA | 155 | 0 | -100 | 1,000 | 0 | -100 |
| SURINAME | 0 | 273 | - | 0 | 744 | - |
| VENEZUELA | 388 | 0 | -100 | 1,091 | 0 | -100 |
| ARGENTINA | 0 | 87 | - | 0 | 1,200 | - |
| BRAZIL | 4,218 | 1,448 | -65.67 | 3,286 | 2,608 | -20.63 |
| URUGUAY | 499,861 | 0 | -100 | 135,228 | 0 | -100 |
| PERU | 165 | 53,030 | 32039.39 | 962 | 50,545 | 5154.16 |
| TRINIDAD AND TOBAGO | 0 | 110,713 | - | 0 | 105,306 | - |
| PUERTO RICO | 264,224 | 83,170 | -68.52 | 1,041,153 | 259,961 | -75.03 |
| DOMINICAN REPUBLIC | 36,225 | 75,426 | 108.22 | 104,005 | 226,413 | 117.69 |
| COSTA RICA | 1,600 | 0 | -100 | 16,000 | 0 | -100 |
| CAYMAN ISLANDS | 0 | 1,320 | - | 0 | 1,016 | - |
| FRENCH POLYNESIA | 0 | 15,000 | - | 0 | 10,750 | - |
| MARTINIQUE | 33,063 | 17,306 | -47.66 | 101,653 | 49,767 | -51.04 |
| NETHERLANDS ANTILLES | 0 | 11,774 | - | 0 | 120,728 | - |
| UNITED KINGDOM | 786,341 | 638,387 | -18.82 | 1,655,407 | 1,178,849 | -28.79 |
| NETHERLANDS | 141,064 | 251,731 | 78.45 | 450,622 | 748,246 | 66.05 |
| FRANCE | 375,200 | 89,395 | -76.17 | 798,111 | 329,438 | -58.72 |
| GERMANY, FED. REP. OF | 243,574 | 106,357 | -56.33 | 623,471 | 464,679 | -25.47 |
| AUSTRIA | 2,959 | 5,553 | 87.66 | 28,320 | 36,032 | 27.23 |
| BELGIUM | 774,271 | 365,039 | -52.85 | 1,883,493 | 1,016,396 | -46.04 |
| SWITZERLAND | 17,951 | 1,061,283 | 5812.11 | 24,305 | 98,652 | 305.89 |
| DENMARK | 108,678 | 20,033 | -81.57 | 293,681 | 85,687 | -70.82 |
| NORWAY | 2,625 | 1,955 | -25.52 | 11,632 | 8,812 | -24.24 |
| SWEDEN | 4,422 | 4,023 | -9.02 | 38,795 | 58,626 | 51.12 |
| FINLAND | 424 | 7,214 | 1601.42 | 484 | 18,195 | 3659.3 |
| IRELAND | 74,560 | 0 | -100 | 245,810 | 0 | -100 |
| ITALY | 241,959 | 526,017 | 117.4 | 659,197 | 1,288,774 | 95.51 |
| SPAIN | 135,277 | 124,972 | -7.62 | 287,137 | 302,134 | 5.22 |
| PORTUGAL | 29,005 | 58,070 | 100.21 | 85,789 | 106,608 | 24.27 |
| GREECE | 43,971 | 16,748 | -61.91 | 124,885 | 21,890 | -82.47 |
| HUNGARY | 5,917 | 5,112 | -13.6 | 13,256 | 13,144 | -0.84 |
| POLAND | 552,154 | 388,210 | -29.69 | 2,206,761 | 1,323,502 | -40.03 |

TABEL 5. PERKEMBANGAN EKSPOR INDONESIA MENURUT KOMODITI DAN NEGARA TUJUAN

| JENIS BARANG | BERAT BERSIH (KG) | | PERUB | NILAI FOB (US \$) | | PERUB |
|-----------------------|-------------------|--------------------|---------------|-------------------|-------------------|--------------|
| | JAN-SEP 2005 | JAN-SEP 2006 | % | JAN-SEP 2005 | JAN-SEP 2006 | % |
| (1) | (2) | (3) | (4) | (5) | (6) | (7) |
| ROMANIA | 307 | 180 | -41.37 | 897 | 552 | -38.46 |
| BULGARIA | 514 | 300 | -41.63 | 2,732 | 1,164 | -57.39 |
| KAZAKHSTAN | 190 | 0 | -100 | 1,033 | 0 | -100 |
| UKRAINE | 1,164 | 679 | -41.67 | 2,383 | 1,944 | -18.42 |
| UZBEKISTAN | 0 | 25 | - | 0 | 960 | - |
| LITHUANIA | 366 | 43,818 | 11872.13 | 1,068 | 843,954 | 78921.91 |
| ESTONIA | 767 | 54,513 | 7007.3 | 1,984 | 149,578 | 7439.21 |
| GEORGIA | 449 | 500 | 11.36 | 66 | 3,731 | 5553.03 |
| CROATIA | 0 | 11,500 | - | 0 | 17,825 | - |
| MALTA | 911 | 14,225 | 1461.47 | 3,979 | 10,366 | 160.52 |
| SLOVAKIA | 606 | 0 | -100 | 652 | 0 | -100 |
| SLOVENIA | 304 | 0 | -100 | 2,021 | 0 | -100 |
| CZECH REPUBLIC | 5,160 | 6,472 | 25.43 | 27,075 | 47,736 | 76.31 |
| RUSSIA FEDERATION | 13,491 | 17,753 | 31.59 | 62,466 | 80,857 | 29.44 |
| -BIJI BUNGA | 402,759 | 120,531 | -70.07 | 1,442,158 | 1,769,048 | 22.67 |
| KOREA, REPUBLIC OF | 300 | 0 | -100 | 300 | 0 | -100 |
| TAIWAN | 152,250 | 37,880 | -75.12 | 103,590 | 26,572 | -74.35 |
| CHINA | 162,000 | 62,100 | -61.67 | 35,640 | 21,735 | -39.02 |
| SINGAPORE | 17,701 | 280 | -98.42 | 396,963 | 572,009 | 44.1 |
| MALAYSIA | 0 | 5,833 | - | 0 | 7,515 | - |
| INDIA | 0 | 13,800 | - | 0 | 10,560 | - |
| UNITED STATES | 24,389 | 0 | -100 | 80,646 | 0 | -100 |
| UNITED KINGDOM | 29,294 | 45 | -99.85 | 158,622 | 108,278 | -31.74 |
| NETHERLANDS | 451 | 480 | 6.43 | 612,706 | 912,105 | 48.87 |
| FRANCE | 16,374 | 102 | -99.38 | 53,691 | 56,496 | 5.22 |
| DENMARK | 0 | 11 | - | 0 | 53,778 | - |
| -BIJI KAPAS | 1,098,169 | 1,047,054 | -4.65 | 161,340 | 152,012 | -5.78 |
| JAPAN | 104,000 | 240,000 | 130.77 | 8,520 | 31,420 | 268.78 |
| KOREA, REPUBLIC OF | 423,980 | 0 | -100 | 71,738 | 0 | -100 |
| TAIWAN | 570,189 | 807,054 | 41.54 | 81,082 | 120,592 | 48.73 |
| -BIJI LAINNYA | 70,649,825 | 104,910,358 | 48.49 | 19,046,344 | 24,970,340 | 31.1 |
| JAPAN | 94,640 | 1,210,856 | 1179.43 | 81,193 | 1,242,406 | 1430.19 |
| HONG KONG | 460,232 | 247,269 | -46.27 | 351,045 | 392,200 | 11.72 |
| KOREA, REPUBLIC OF | 3,409 | 124,588 | 3554.68 | 16,646 | 76,264 | 358.15 |
| TAIWAN | 240,421 | 475,155 | 97.63 | 199,959 | 192,557 | -3.7 |
| CHINA | 380,190 | 301,007 | -20.83 | 262,071 | 529,098 | 101.89 |
| PAPUA NEW GUINEA | 329 | 0 | -100 | 321 | 0 | -100 |
| THAILAND | 1,439,488 | 22,094,174 | 1434.86 | 227,162 | 817,568 | 259.91 |
| SINGAPORE | 569,574 | 663,918 | 16.56 | 771,873 | 725,465 | -6.01 |
| PHILIPPINES | 1,740,905 | 194,845 | -88.81 | 545,788 | 219,009 | -59.87 |
| MALAYSIA | 49,190,259 | 77,706,402 | 57.97 | 13,064,601 | 17,914,980 | 37.13 |
| BRUNEI DARUSSALAM | 59,084 | 113,066 | 91.36 | 75,345 | 157,951 | 109.64 |
| NEPAL | 394 | 0 | -100 | 850 | 0 | -100 |
| VIET NAM | 321,763 | 855,310 | 165.82 | 309,882 | 755,170 | 143.7 |
| MALDIVES | 0 | 184 | - | 0 | 945 | - |
| INDIA | 915,738 | 488,693 | -46.63 | 926,489 | 581,722 | -37.21 |
| PAKISTAN | 120 | 77,271 | 64292.5 | 540 | 7,950 | 1372.22 |
| SAUDI ARABIA | 29,528 | 8,077 | -72.65 | 17,364 | 11,284 | -35.01 |
| KUWAIT | 17 | 91 | 435.29 | 16 | 58 | 262.5 |
| JORDAN | 117,864 | 131,414 | 11.5 | 214,931 | 219,736 | 2.24 |
| UNITED ARAB EMIRATES | 24,741 | 10,597 | -57.17 | 57,412 | 9,500 | -83.45 |
| MOROCCO | 6,119 | 0 | -100 | 7,322 | 0 | -100 |
| GHANA | 17,605 | 0 | -100 | 12,250 | 0 | -100 |
| CAMEROON | 950 | 364 | -61.68 | 41,797 | 65,152 | 55.88 |
| NIGERIA | 300 | 0 | -100 | 40,541 | 0 | -100 |
| COTE D'IVOIRE | 0 | 225 | - | 0 | 40,500 | - |
| MAURITIUS | 0 | 911 | - | 0 | 18,855 | - |
| AUSTRALIA | 38,403 | 46,020 | 19.83 | 78,129 | 87,365 | 11.82 |
| VANUATU | 0 | 268 | - | 0 | 149 | - |
| EAST TIMOR | 41,733 | 27,882 | -33.19 | 22,454 | 15,632 | -30.38 |
| UNITED STATES | 5,432 | 25,170 | 363.37 | 13,955 | 95,104 | 581.5 |
| CANADA | 16,584 | 17,864 | 7.72 | 9,614 | 21,734 | 126.07 |
| UNITED KINGDOM | 7,077 | 7,200 | 1.74 | 14,055 | 15,478 | 10.12 |
| NETHERLANDS | 44,700 | 49,200 | 10.07 | 74,937 | 640,284 | 754.43 |
| FRANCE | 0 | 325 | - | 0 | 306 | - |
| GERMANY, FED. REP. OF | 95 | 2,521 | 2553.68 | 1,386 | 10,058 | 625.69 |
| BELGIUM | 0 | 17,000 | - | 0 | 31,110 | - |
| DENMARK | 0 | 72 | - | 0 | 1,425 | - |
| NORWAY | 0 | 3,800 | - | 0 | 8,082 | - |
| ITALY | 14,882,131 | 16 | -100 | 1,606,416 | 335 | -99.98 |

TABEL 5. PERKEMBANGAN EKSPOR INDONESIA MENURUT KOMODITI DAN NEGARA TUJUAN

| JENIS BARANG | BERAT BERSIH (KG) | | PERUB | NILAI FOB (US \$) | | PERUB |
|------------------------------|-------------------|-------------------|---------------|-------------------|-------------------|--------------|
| | JAN-SEP 2005 | JAN-SEP 2006 | % | JAN-SEP 2005 | JAN-SEP 2006 | % |
| (1) | (2) | (3) | (4) | (5) | (6) | (7) |
| SPAIN | 0 | 516 | - | 0 | 54,256 | - |
| PORTUGAL | 0 | 8,087 | - | 0 | 10,652 | - |
| BULU BEBEK | 260,742 | 225,066 | -13.68 | 226,027 | 213,599 | -5.5 |
| JAPAN | 269 | 0 | -100 | 234 | 0 | -100 |
| KOREA, REPUBLIC OF | 0 | 250 | - | 0 | 3,750 | - |
| TAIWAN | 250,014 | 218,306 | -12.68 | 191,861 | 197,494 | 2.94 |
| CHINA | 0 | 5,000 | - | 0 | 5,000 | - |
| INDIA | 266 | 0 | -100 | 2,292 | 0 | -100 |
| AUSTRALIA | 314 | 0 | -100 | 251 | 0 | -100 |
| NEW ZEALAND | 3 | 0 | -100 | 32 | 0 | -100 |
| GUAM | 17 | 28 | 64.71 | 61 | 85 | 39.34 |
| COOK ISLANDS | 136 | 0 | -100 | 162 | 0 | -100 |
| UNITED KINGDOM | 1,693 | 107 | -93.68 | 10,725 | 1,289 | -87.98 |
| NETHERLANDS | 6,069 | 0 | -100 | 16,283 | 0 | -100 |
| FRANCE | 110 | 0 | -100 | 143 | 0 | -100 |
| GERMANY, FED. REP. OF | 782 | 0 | -100 | 1,488 | 0 | -100 |
| DENMARK | 275 | 0 | -100 | 471 | 0 | -100 |
| ITALY | 719 | 0 | -100 | 1,615 | 0 | -100 |
| SPAIN | 75 | 149 | 98.67 | 409 | 871 | 112.96 |
| YUGOSLAVIA | 0 | 98 | - | 0 | 177 | - |
| RUSSIA FEDERATION | 0 | 1,128 | - | 0 | 4,933 | - |
| DAMAR DAN GETAH DAMAR | 23,841,758 | 24,766,044 | 3.88 | 12,018,166 | 22,202,641 | 84.74 |
| JAPAN | 653,344 | 934,682 | 43.06 | 329,333 | 822,543 | 149.76 |
| KOREA, REPUBLIC OF | 1,546,798 | 478,799 | -69.05 | 768,815 | 382,192 | -50.29 |
| TAIWAN | 1,843,194 | 1,419,321 | -23 | 913,760 | 1,273,583 | 39.38 |
| CHINA | 338,400 | 93,600 | -72.34 | 178,846 | 90,099 | -49.62 |
| THAILAND | 365,198 | 372,250 | 1.93 | 75,478 | 356,225 | 371.96 |
| SINGAPORE | 0 | 45,620 | - | 0 | 95,623 | - |
| PHILIPPINES | 38,400 | 230,400 | 500 | 18,688 | 206,976 | 1007.53 |
| MALAYSIA | 96,000 | 91,800 | -4.38 | 50,835 | 86,478 | 70.12 |
| INDIA | 5,849,513 | 5,122,922 | -12.42 | 3,072,812 | 4,663,004 | 51.75 |
| PAKISTAN | 2,588,270 | 2,819,000 | 8.91 | 1,360,944 | 2,472,374 | 81.67 |
| BANGLADESH | 694,871 | 1,233,800 | 77.56 | 346,246 | 1,154,302 | 233.38 |
| SRI LANKA | 33,150 | 15,000 | -54.75 | 13,845 | 8,400 | -39.33 |
| IRAN (ISLAMIC REPUBLIC OF) | 38,400 | 0 | -100 | 20,736 | 0 | -100 |
| SAUDI ARABIA | 76,800 | 38,400 | -50 | 38,400 | 37,248 | -3 |
| SYRIA ARAB REPUBLIC | 0 | 12,000 | - | 0 | 11,810 | - |
| TURKEY | 192,000 | 268,800 | 40 | 94,989 | 213,043 | 124.28 |
| SOUTH AFRICA | 114,000 | 38,400 | -66.32 | 57,484 | 35,770 | -37.77 |
| AUSTRALIA | 0 | 90,300 | - | 0 | 94,263 | - |
| NEW ZEALAND | 57,600 | 134,400 | 133.33 | 28,724 | 130,368 | 353.86 |
| UNITED STATES | 311,040 | 516,960 | 66.2 | 151,374 | 501,453 | 231.27 |
| VENEZUELA | 38,400 | 0 | -100 | 18,688 | 0 | -100 |
| COLOMBIA | 345,599 | 403,200 | 16.67 | 171,841 | 326,102 | 89.77 |
| ECUADOR | 115,200 | 153,600 | 33.33 | 56,064 | 142,944 | 154.97 |
| NETHERLANDS ANTILLES | 57,600 | 0 | -100 | 28,032 | 0 | -100 |
| UNITED KINGDOM | 38,400 | 0 | -100 | 22,510 | 0 | -100 |
| NETHERLANDS | 2,265,596 | 3,724,798 | 64.41 | 1,119,521 | 3,273,858 | 192.43 |
| FRANCE | 1,151,999 | 863,999 | -25 | 563,764 | 797,280 | 41.42 |
| GERMANY, FED. REP. OF | 979,198 | 921,599 | -5.88 | 498,803 | 788,995 | 58.18 |
| BELGIUM | 825,596 | 1,286,399 | 55.81 | 405,952 | 1,177,344 | 190.02 |
| ITALY | 192,000 | 748,799 | 290 | 98,040 | 628,014 | 540.57 |
| SPAIN | 249,599 | 268,800 | 7.69 | 135,157 | 202,944 | 50.15 |
| PORTUGAL | 1,094,397 | 1,823,996 | 66.67 | 547,050 | 1,738,750 | 217.84 |
| POLAND | 1,612,796 | 595,200 | -63.1 | 812,747 | 471,936 | -41.93 |
| ROMANIA | 38,400 | 0 | -100 | 18,688 | 0 | -100 |
| SLOVENIA | 0 | 19,200 | - | 0 | 18,720 | - |
| KOPAL DAN LAIN-LAIN | 21,893,855 | 22,074,463 | 0.82 | 12,711,897 | 17,356,500 | 36.54 |
| JAPAN | 1,012,168 | 959,364 | -5.22 | 963,934 | 1,239,432 | 28.58 |
| HONG KONG | 155,309 | 263,743 | 69.82 | 220,316 | 477,526 | 116.75 |
| KOREA, REPUBLIC OF | 142,334 | 110,149 | -22.61 | 147,680 | 124,951 | -15.39 |
| TAIWAN | 1,091,589 | 545,835 | -50 | 598,082 | 378,607 | -36.7 |
| CHINA | 629,138 | 610,645 | -2.94 | 434,549 | 509,265 | 17.19 |
| THAILAND | 83,741 | 208,651 | 149.16 | 86,934 | 200,658 | 130.82 |
| SINGAPORE | 2,128,740 | 2,031,548 | -4.57 | 2,575,549 | 2,034,388 | -21.01 |
| PHILIPPINES | 195,369 | 63,200 | -67.65 | 79,821 | 46,460 | -41.79 |
| MALAYSIA | 903,509 | 516,906 | -42.79 | 552,659 | 721,966 | 30.63 |
| VIET NAM | 316,408 | 148,379 | -53.11 | 126,253 | 121,671 | -3.63 |
| INDIA | 8,556,144 | 10,204,392 | 19.26 | 3,527,811 | 7,262,466 | 105.86 |
| PAKISTAN | 604,300 | 844,412 | 39.73 | 258,536 | 480,318 | 85.78 |

TABEL 5. PERKEMBANGAN EKSPOR INDONESIA MENURUT KOMODITI DAN NEGARA TUJUAN

| JENIS BARANG | BERAT BERSIH (KG) | | PERUB | NILAI FOB (US \$) | | PERUB |
|----------------------------|-------------------|--------------------|--------------|-------------------|-------------------|-------------|
| | JAN-SEP 2005 | JAN-SEP 2006 | % | JAN-SEP 2005 | JAN-SEP 2006 | % |
| (1) | (2) | (3) | (4) | (5) | (6) | (7) |
| BANGLADESH | 2,604,089 | 1,900,780 | -27.01 | 493,328 | 421,923 | -14.47 |
| SRI LANKA | 442,654 | 681,572 | 53.97 | 153,326 | 322,956 | 110.63 |
| IRAN (ISLAMIC REPUBLIC OF) | 0 | 38,400 | - | 0 | 35,770 | - |
| SAUDI ARABIA | 420,377 | 420,548 | 0.04 | 216,657 | 235,281 | 8.6 |
| JORDAN | 20,250 | 0 | -100 | 9,618 | 0 | -100 |
| LEBANON | 11,820 | 16,000 | 35.36 | 5,614 | 6,200 | 10.44 |
| YEMEN | 54,190 | 34,800 | -35.78 | 18,194 | 20,480 | 12.56 |
| SYRIA ARAB REPUBLIC | 0 | 233,675 | - | 0 | 211,116 | - |
| TURKEY | 0 | 53,400 | - | 0 | 46,626 | - |
| UNITED ARAB EMIRATES | 390,452 | 372,123 | -4.69 | 201,381 | 159,225 | -20.93 |
| EGYPT | 436,515 | 116,700 | -73.27 | 134,908 | 59,137 | -56.16 |
| LIBYAN ARAB JAMAHIRIYA | 0 | 16,500 | - | 0 | 6,756 | - |
| TUNISIA | 20,020 | 20,790 | 3.85 | 9,509 | 8,475 | -10.87 |
| ALGERIA | 60,000 | 94,400 | 57.33 | 76,200 | 65,980 | -13.41 |
| SUDAN | 1,406 | 0 | -100 | 2,533 | 0 | -100 |
| MOZAMBIQUE | 82,430 | 0 | -100 | 39,120 | 0 | -100 |
| NIGERIA | 0 | 18,259 | - | 0 | 15,825 | - |
| GABON | 164 | 0 | -100 | 151 | 0 | -100 |
| BENIN | 0 | 20,800 | - | 0 | 8,980 | - |
| DJIBOUTI | 20,000 | 0 | -100 | 9,500 | 0 | -100 |
| SOUTH AFRICA | 115,200 | 0 | -100 | 57,752 | 0 | -100 |
| AUSTRALIA | 154,478 | 4 | -100 | 19,995 | 52 | -99.74 |
| NEW ZEALAND | 88,000 | 20 | -99.98 | 6,160 | 1,788 | -70.97 |
| NEW CALEDONIA | 26 | 0 | -100 | 69 | 0 | -100 |
| EAST TIMOR | 2 | 0 | -100 | 3 | 0 | -100 |
| UNITED STATES | 107,606 | 87,624 | -18.57 | 94,686 | 122,519 | 29.4 |
| CANADA | 0 | 21,880 | - | 0 | 6,000 | - |
| SURINAME | 0 | 1,373 | - | 0 | 6,375 | - |
| ARGENTINA | 74 | 0 | -100 | 192 | 0 | -100 |
| BRAZIL | 825 | 1,700 | 106.06 | 6,188 | 13,600 | 119.78 |
| COLOMBIA | 40 | 0 | -100 | 40 | 0 | -100 |
| UNITED KINGDOM | 96,738 | 53,724 | -44.46 | 149,722 | 106,872 | -28.62 |
| NETHERLANDS | 0 | 12,500 | - | 0 | 9,375 | - |
| FRANCE | 114,375 | 247,052 | 116 | 183,403 | 282,589 | 54.08 |
| GERMANY, FED. REP. OF | 558,571 | 842,216 | 50.78 | 413,092 | 659,069 | 59.55 |
| AUSTRIA | 25 | 0 | -100 | 45 | 0 | -100 |
| BELGIUM | 54,000 | 20,000 | -62.96 | 181,855 | 90,200 | -50.4 |
| SWEDEN | 37 | 0 | -100 | 96 | 0 | -100 |
| ITALY | 198,400 | 211,398 | 6.55 | 632,854 | 794,020 | 25.47 |
| SPAIN | 22,061 | 29,000 | 31.45 | 22,347 | 41,600 | 86.15 |
| HUNGARY | 139 | 0 | -100 | 387 | 0 | -100 |
| LITHUANIA | 142 | 0 | -100 | 848 | 0 | -100 |
| SLOVENIA | 0 | 1 | - | 0 | 3 | - |
| SAYUR-SAYURAN | 65,889,642 | 142,851,986 | 116.8 | 23,085,251 | 29,294,171 | 26.9 |
| JAPAN | 3,410,795 | 3,589,375 | 5.24 | 3,373,121 | 3,769,422 | 11.75 |
| HONG KONG | 459,648 | 410,046 | -10.79 | 445,798 | 237,133 | -46.81 |
| KOREA, REPUBLIC OF | 3,172 | 29,508 | 830.26 | 34,749 | 260,908 | 650.84 |
| TAIWAN | 15,359,573 | 12,989,411 | -15.43 | 3,972,289 | 3,573,729 | -10.03 |
| CHINA | 647,433 | 144,679 | -77.65 | 263,556 | 29,327 | -88.87 |
| THAILAND | 448,084 | 2,211,933 | 393.64 | 173,191 | 646,083 | 273.05 |
| SINGAPORE | 14,888,979 | 16,986,163 | 14.09 | 4,363,014 | 5,386,359 | 23.46 |
| PHILIPPINES | 9,263,096 | 8,885,991 | -4.07 | 3,629,895 | 3,511,760 | -3.25 |
| MALAYSIA | 19,347,288 | 21,405,669 | 10.64 | 4,938,188 | 7,442,843 | 50.72 |
| BRUNEI DARUSSALAM | 67,590 | 38,230 | -43.44 | 58,712 | 96,347 | 64.1 |
| NEPAL | 54,000 | 0 | -100 | 54,362 | 0 | -100 |
| VIET NAM | 0 | 112,000 | - | 0 | 39,200 | - |
| INDIA | 47,590 | 691,324 | 1352.67 | 44,066 | 390,822 | 786.9 |
| PAKISTAN | 0 | 456,112 | - | 0 | 203,051 | - |
| SRI LANKA | 0 | 187,413 | - | 0 | 114,241 | - |
| SAUDI ARABIA | 76,670 | 103,376 | 34.83 | 39,683 | 96,038 | 142.01 |
| KUWAIT | 0 | 2,041 | - | 0 | 4,226 | - |
| UNITED ARAB EMIRATES | 48,580 | 78,384 | 61.35 | 28,137 | 77,359 | 174.94 |
| QATAR | 0 | 27,657 | - | 0 | 38,253 | - |
| BAHRAIN | 0 | 28,220 | - | 0 | 38,496 | - |
| SOUTH AFRICA | 0 | 22,913 | - | 0 | 14,381 | - |
| AUSTRALIA | 5,648 | 16,912 | 199.43 | 9,507 | 14,481 | 52.32 |
| NEW ZEALAND | 0 | 45 | - | 0 | 69 | - |
| CHRISTMAS ISLANDS | 60 | 1,379 | 2198.33 | 400 | 2,930 | 632.5 |
| EAST TIMOR | 102,120 | 189,840 | 85.9 | 14,913 | 154,294 | 934.63 |
| UNITED STATES | 1,217,551 | 362,793 | -70.2 | 1,278,760 | 426,116 | -66.68 |
| CANADA | 0 | 42,800 | - | 0 | 6,648 | - |
| CHILE | 0 | 73,582,000 | - | 0 | 2,523,862 | - |

TABEL 5. PERKEMBANGAN EKSPOR INDONESIA MENURUT KOMODITI DAN NEGARA TUJUAN

| JENIS BARANG | BERAT BERSIH (KG) | | PERUB | NILAI FOB (US \$) | | PERUB |
|-----------------------------------|--------------------|--------------------|---------------|-------------------|-------------------|--------------|
| | JAN-SEP 2005 | JAN-SEP 2006 | % | JAN-SEP 2005 | JAN-SEP 2006 | % |
| (1) | (2) | (3) | (4) | (5) | (6) | (7) |
| UNITED KINGDOM | 2,759 | 0 | -100 | 6,883 | 0 | -100 |
| NETHERLANDS | 433,776 | 157,538 | -63.68 | 353,325 | 127,173 | -64.01 |
| FRANCE | 0 | 98,084 | - | 0 | 67,715 | - |
| GERMANY, FED. REP. OF | 0 | 150 | - | 0 | 905 | - |
| PORTUGAL | 3,969 | 0 | -100 | 504 | 0 | -100 |
| SLOVENIA | 1,261 | 0 | -100 | 2,198 | 0 | -100 |
| BUAH-BUAHAN | 117,952,156 | 136,636,968 | 15.84 | 50,493,804 | 68,361,340 | 35.39 |
| JAPAN | 210,074 | 97,605 | -53.54 | 302,855 | 74,253 | -75.48 |
| HONG KONG | 3,138,658 | 1,067,980 | -65.97 | 3,098,284 | 792,448 | -74.42 |
| KOREA, REPUBLIC OF | 175,654 | 56,257 | -67.97 | 111,174 | 54,709 | -50.79 |
| TAIWAN | 261,152 | 199,467 | -23.62 | 107,171 | 45,030 | -57.98 |
| CHINA | 3,684,505 | 3,962,701 | 7.55 | 2,105,154 | 1,978,693 | -6.01 |
| THAILAND | 279,515 | 73,119 | -73.84 | 187,819 | 89,454 | -52.37 |
| SINGAPORE | 671,389 | 4,610,866 | 586.77 | 450,552 | 2,740,960 | 508.36 |
| PHILIPPINES | 239,458 | 138,548 | -42.14 | 22,313 | 11,546 | -48.25 |
| MALAYSIA | 3,345,255 | 2,507,880 | -25.03 | 1,309,651 | 1,139,795 | -12.97 |
| BRUNEI DARUSSALAM | 9,680 | 10,113 | 4.47 | 20,178 | 23,444 | 16.19 |
| NEPAL | 4,603,600 | 5,347,711 | 16.16 | 1,632,769 | 2,022,428 | 23.86 |
| VIET NAM | 1,531,097 | 277,390 | -81.88 | 1,534,149 | 188,048 | -87.74 |
| MALDIVES | 82 | 0 | -100 | 1,485 | 0 | -100 |
| INDIA | 35,528,618 | 66,928,859 | 88.38 | 13,592,505 | 30,933,634 | 127.58 |
| PAKISTAN | 39,072,448 | 42,421,737 | 8.57 | 18,073,452 | 23,326,818 | 29.07 |
| BANGLADESH | 20,717,842 | 2,362,653 | -88.6 | 5,758,508 | 1,214,984 | -78.9 |
| SRI LANKA | 0 | 18,005 | - | 0 | 6,383 | - |
| IRAN (ISLAMIC REPUBLIC OF) | 2,967,340 | 2,900,014 | -2.27 | 1,038,393 | 933,776 | -10.07 |
| SAUDI ARABIA | 524,476 | 549,327 | 4.74 | 257,332 | 290,757 | 12.99 |
| KUWAIT | 6,704 | 111,854 | 1568.47 | 4,621 | 55,612 | 1103.46 |
| YEMEN | 0 | 16,200 | - | 0 | 13,755 | - |
| TURKEY | 8,350 | 118,584 | 1320.17 | 5,015 | 34,196 | 581.87 |
| UNITED ARAB EMIRATES | 551,365 | 676,038 | 22.61 | 435,664 | 509,723 | 17 |
| QATAR | 7,491 | 6,704 | -10.51 | 3,749 | 5,246 | 39.93 |
| BAHRAIN | 0 | 18,599 | - | 0 | 5,934 | - |
| EGYPT | 3,052 | 12,060 | 295.15 | 3,280 | 2,340 | -28.66 |
| TUNISIA | 0 | 38,000 | - | 0 | 32,764 | - |
| ALGERIA | 0 | 46,019 | - | 0 | 27,679 | - |
| SOUTH AFRICA | 76 | 325 | 327.63 | 127 | 529 | 316.54 |
| MAURITIUS | 1,000 | 0 | -100 | 561 | 0 | -100 |
| AUSTRALIA | 13,549 | 251,775 | 1758.26 | 14,521 | 183,266 | 1162.08 |
| COOK ISLANDS | 0 | 179 | - | 0 | 353 | - |
| FIJI | 409 | 0 | -100 | 179 | 0 | -100 |
| EAST TIMOR | 43,317 | 941 | -97.83 | 4,713 | 308 | -93.46 |
| UNITED STATES | 43,417 | 77,713 | 78.99 | 84,617 | 114,536 | 35.36 |
| SURINAME | 0 | 38 | - | 0 | 178 | - |
| BRAZIL | 0 | 18,998 | - | 0 | 6,536 | - |
| UNITED KINGDOM | 12,243 | 0 | -100 | 30,717 | 0 | -100 |
| NETHERLANDS | 84,750 | 355,096 | 318.99 | 131,539 | 334,686 | 154.44 |
| FRANCE | 160,745 | 16,841 | -89.52 | 137,479 | 31,361 | -77.19 |
| GERMANY, FED. REP. OF | 462 | 679,202 | 146913.42 | 1,140 | 819,139 | 71754.3 |
| AUSTRIA | 16 | 0 | -100 | 40 | 0 | -100 |
| BELGIUM | 1,162 | 217,301 | 18600.6 | 561 | 115,428 | 20475.4 |
| DENMARK | 35,002 | 10,010 | -71.4 | 23,990 | 4,354 | -81.85 |
| NORWAY | 16 | 0 | -100 | 256 | 0 | -100 |
| SWEDEN | 280 | 0 | -100 | 963 | 0 | -100 |
| ITALY | 0 | 8,895 | - | 0 | 10,944 | - |
| SPAIN | 0 | 572 | - | 0 | 1,656 | - |
| PORTUGAL | 737 | 15 | -97.96 | 113 | 16 | -85.84 |
| GREECE | 0 | 124 | - | 0 | 32 | - |
| BULGARIA | 0 | 424,653 | - | 0 | 183,609 | - |
| YUGOSLAVIA | 5,780 | 0 | -100 | 5,202 | 0 | -100 |
| MALTA | 11,390 | 0 | -100 | 1,013 | 0 | -100 |
| KULIT KERANG DAN LAIN-LAIN | 5,160,709 | 4,488,024 | -13.03 | 2,025,060 | 2,000,699 | -1.2 |
| JAPAN | 595,131 | 287,525 | -51.69 | 219,181 | 162,995 | -25.63 |
| HONG KONG | 198,595 | 146,078 | -26.44 | 89,855 | 35,976 | -59.96 |
| KOREA, REPUBLIC OF | 35,563 | 130,609 | 267.26 | 36,954 | 105,330 | 185.03 |
| TAIWAN | 8,916 | 11,507 | 29.06 | 15,314 | 5,085 | -66.8 |
| CHINA | 3,950,312 | 3,253,022 | -17.65 | 1,224,518 | 950,034 | -22.42 |
| THAILAND | 14,118 | 45,081 | 219.32 | 2,668 | 184,911 | 6830.7 |
| SINGAPORE | 29,162 | 25,352 | -13.06 | 120,747 | 102,215 | -15.35 |
| PHILIPPINES | 0 | 55,000 | - | 0 | 7,950 | - |
| MALAYSIA | 19 | 11,420 | 60005.26 | 100 | 16,069 | 15969 |
| BRUNEI DARUSSALAM | 0 | 545 | - | 0 | 1,363 | - |

TABEL 5. PERKEMBANGAN EKSPOR INDONESIA MENURUT KOMODITI DAN NEGARA TUJUAN

| JENIS BARANG | BERAT BERSIH (KG) | | PERUB | NILAI FOB (US \$) | | PERUB |
|----------------------------|-------------------|------------------|---------------|-------------------|------------------|---------------|
| | JAN-SEP 2005 | JAN-SEP 2006 | % | JAN-SEP 2005 | JAN-SEP 2006 | % |
| (1) | (2) | (3) | (4) | (5) | (6) | (7) |
| VIET NAM | 30,400 | 281,294 | 825.31 | 30,807 | 137,948 | 347.78 |
| INDIA | 68,187 | 31,727 | -53.47 | 38,911 | 7,239 | -81.4 |
| PAKISTAN | 0 | 5,005 | - | 0 | 7,500 | - |
| TURKEY | 0 | 1,335 | - | 0 | 4,245 | - |
| CONGO | 0 | 1 | - | 0 | 39 | - |
| SOUTH AFRICA | 275 | 297 | 8 | 263 | 594 | 125.86 |
| AUSTRALIA | 38,986 | 261 | -99.33 | 33,237 | 969 | -97.08 |
| NEW ZEALAND | 209 | 101 | -51.67 | 891 | 290 | -67.45 |
| NEW CALEDONIA | 48 | 0 | -100 | 42 | 0 | -100 |
| FIJI | 3 | 23 | 666.67 | 8 | 15 | 87.5 |
| UNITED STATES | 40,360 | 948 | -97.65 | 9,169 | 2,014 | -78.03 |
| CANADA | 312 | 375 | 20.19 | 358 | 1,330 | 271.51 |
| BRAZIL | 114 | 120 | 5.26 | 175 | 189 | 8 |
| PUERTO RICO | 152 | 0 | -100 | 324 | 0 | -100 |
| COSTA RICA | 20,455 | 0 | -100 | 2,331 | 0 | -100 |
| BERMUDA | 0 | 6 | - | 0 | 67 | - |
| FRENCH POLYNESIA | 431 | 0 | -100 | 757 | 0 | -100 |
| NETHERLANDS ANTILLES | 375 | 0 | -100 | 1,461 | 0 | -100 |
| UNITED KINGDOM | 2 | 3,176 | 158700 | 5 | 18,927 | 378440 |
| NETHERLANDS | 249 | 15 | -93.98 | 393 | 355 | -9.67 |
| FRANCE | 4,615 | 54,233 | 1075.15 | 8,150 | 10,612 | 30.21 |
| GERMANY, FED. REP. OF | 10,080 | 17,032 | 68.97 | 14,114 | 8,903 | -36.92 |
| BELGIUM | 4,415 | 0 | -100 | 6,610 | 0 | -100 |
| SWITZERLAND | 33,500 | 0 | -100 | 3,155 | 0 | -100 |
| NORWAY | 187 | 0 | -100 | 1,832 | 0 | -100 |
| SWEDEN | 0 | 79 | - | 0 | 449 | - |
| IRELAND | 0 | 49 | - | 0 | 218 | - |
| ITALY | 73,400 | 125,392 | 70.83 | 161,109 | 224,726 | 39.49 |
| SPAIN | 2,055 | 212 | -89.68 | 1,523 | 1,443 | -5.25 |
| GREECE | 0 | 20 | - | 0 | 266 | - |
| HUNGARY | 11 | 0 | -100 | 22 | 0 | -100 |
| BULGARIA | 72 | 0 | -100 | 76 | 0 | -100 |
| CROATIA | 0 | 66 | - | 0 | 213 | - |
| SLOVENIA | 0 | 118 | - | 0 | 220 | - |
| TANAMAN OBAT | 7,481,073 | 4,267,645 | -42.95 | 5,412,059 | 4,645,010 | -14.17 |
| JAPAN | 23,409 | 22,482 | -3.96 | 100,364 | 111,225 | 10.82 |
| HONG KONG | 677,791 | 161,833 | -76.12 | 352,824 | 66,363 | -81.19 |
| KOREA, REPUBLIC OF | 53,720 | 22,195 | -58.68 | 39,364 | 23,532 | -40.22 |
| TAIWAN | 3,068,061 | 1,255,508 | -59.08 | 1,234,517 | 504,753 | -59.11 |
| CHINA | 501,167 | 183,106 | -63.46 | 117,806 | 25,285 | -78.54 |
| THAILAND | 90,189 | 1,154 | -98.72 | 105,402 | 5,916 | -94.39 |
| SINGAPORE | 1,204,223 | 954,202 | -20.76 | 1,308,721 | 1,425,374 | 8.91 |
| MALAYSIA | 232,482 | 92,526 | -60.2 | 181,874 | 63,029 | -65.34 |
| BRUNEI DARUSSALAM | 1,816 | 0 | -100 | 33,426 | 0 | -100 |
| VIET NAM | 273,250 | 0 | -100 | 139,168 | 0 | -100 |
| INDIA | 171,736 | 243,871 | 42 | 181,655 | 355,989 | 95.97 |
| PAKISTAN | 49,439 | 0 | -100 | 9,562 | 0 | -100 |
| BANGLADESH | 32,123 | 75,600 | 135.35 | 15,223 | 7,938 | -47.86 |
| SRI LANKA | 530 | 0 | -100 | 4,394 | 0 | -100 |
| IRAN (ISLAMIC REPUBLIC OF) | 132 | 0 | -100 | 250 | 0 | -100 |
| SAUDI ARABIA | 415,363 | 475,405 | 14.46 | 541,295 | 1,084,910 | 100.43 |
| YEMEN | 363 | 3,410 | 839.39 | 1,041 | 2,950 | 183.38 |
| TURKEY | 159 | 0 | -100 | 4,336 | 0 | -100 |
| UNITED ARAB EMIRATES | 189,961 | 223,306 | 17.55 | 71,377 | 110,418 | 54.7 |
| QATAR | 0 | 200 | - | 0 | 3,000 | - |
| BAHRAIN | 0 | 1,500 | - | 0 | 7,500 | - |
| SUDAN | 38,000 | 95,000 | 150 | 5,000 | 30,755 | 515.1 |
| GHANA | 0 | 144,834 | - | 0 | 169,152 | - |
| CAMEROON | 0 | 42,000 | - | 0 | 43,900 | - |
| MALI | 1,093 | 0 | -100 | 32,817 | 0 | -100 |
| BENIN | 54,000 | 76,000 | 40.74 | 8,100 | 13,300 | 64.2 |
| MAURITIUS | 376 | 0 | -100 | 868 | 0 | -100 |
| AUSTRALIA | 50 | 25 | -50 | 1,108 | 183 | -83.48 |
| NEW CALEDONIA | 0 | 47 | - | 0 | 120 | - |
| COOK ISLANDS | 5,403 | 0 | -100 | 2,170 | 0 | -100 |
| UNITED STATES | 150,405 | 1,460 | -99.03 | 136,432 | 3,640 | -97.33 |
| CANADA | 528 | 320 | -39.39 | 10,045 | 1,410 | -85.96 |
| PANAMA | 20 | 0 | -100 | 909 | 0 | -100 |
| SURINAME | 435 | 264 | -39.31 | 9,952 | 2,746 | -72.41 |
| BRAZIL | 107 | 0 | -100 | 2,293 | 0 | -100 |
| NETHERLANDS | 673 | 6,679 | 892.42 | 8,696 | 11,021 | 26.74 |
| FRANCE | 20,246 | 4,912 | -75.74 | 240,147 | 133,468 | -44.42 |

TABEL 5. PERKEMBANGAN EKSPOR INDONESIA MENURUT KOMODITI DAN NEGARA TUJUAN

| JENIS BARANG | BERAT BERSIH (KG) | | PERUB | NILAI FOB (US \$) | | PERUB |
|------------------------------|-------------------|-------------------|--------------|-------------------|-------------------|--------------|
| | JAN-SEP 2005 | JAN-SEP 2006 | % | JAN-SEP 2005 | JAN-SEP 2006 | % |
| (1) | (2) | (3) | (4) | (5) | (6) | (7) |
| GERMANY, FED. REP. OF | 79,197 | 109,207 | 37.89 | 135,753 | 186,625 | 37.47 |
| SWITZERLAND | 1,247 | 0 | -100 | 36,118 | 0 | -100 |
| SWEDEN | 0 | 19,000 | - | 0 | 3,800 | - |
| ITALY | 7,000 | 5,000 | -28.57 | 9,584 | 78,000 | 713.86 |
| SPAIN | 7,000 | 0 | -100 | 14,017 | 0 | -100 |
| GREECE | 605 | 0 | -100 | 15,766 | 0 | -100 |
| POLAND | 100 | 0 | -100 | 2,300 | 0 | -100 |
| UKRAINE | 12,009 | 0 | -100 | 14,411 | 0 | -100 |
| LITHUANIA | 6,432 | 0 | -100 | 8,362 | 0 | -100 |
| LATVIA | 39,020 | 0 | -100 | 56,061 | 0 | -100 |
| MALTA | 0 | 194 | - | 0 | 1,394 | - |
| RUSSIA FEDERATION | 71,213 | 46,405 | -34.84 | 218,551 | 167,314 | -23.44 |
| -GANGGANG LAUT | 46,481,993 | 68,100,844 | 46.51 | 24,041,771 | 33,425,731 | 39.03 |
| JAPAN | 224,635 | 262,587 | 16.89 | 1,627,746 | 2,321,472 | 42.62 |
| HONG KONG | 4,285,702 | 13,690,907 | 219.46 | 1,276,754 | 4,074,487 | 219.13 |
| KOREA, REPUBLIC OF | 2,959,409 | 2,151,013 | -27.32 | 1,740,518 | 1,239,069 | -28.81 |
| TAIWAN | 285,887 | 346,368 | 21.16 | 55,212 | 117,916 | 113.57 |
| CHINA | 15,843,642 | 25,137,633 | 58.66 | 4,400,059 | 7,964,530 | 81.01 |
| THAILAND | 186,262 | 152,878 | -17.92 | 177,506 | 189,094 | 6.53 |
| SINGAPORE | 43,421 | 66,020 | 52.05 | 408,931 | 377,654 | -7.65 |
| PHILIPPINES | 4,417,249 | 6,889,462 | 55.97 | 2,364,577 | 3,727,566 | 57.64 |
| MALAYSIA | 116,691 | 865,282 | 641.52 | 71,208 | 624,377 | 776.84 |
| BRUNEI DARUSSALAM | 132 | 0 | -100 | 283 | 0 | -100 |
| VIET NAM | 245,649 | 2,417,257 | 884.03 | 172,673 | 743,247 | 330.44 |
| SRI LANKA | 0 | 40,000 | - | 0 | 6,800 | - |
| UNITED ARAB EMIRATES | 6,125 | 137 | -97.76 | 4,200 | 328 | -92.19 |
| MOROCCO | 115,350 | 73,999 | -35.85 | 436,438 | 44,370 | -89.83 |
| TUNISIA | 799,611 | 386,150 | -51.71 | 490,903 | 226,525 | -53.86 |
| MADAGASCAR | 25,000 | 0 | -100 | 5,000 | 0 | -100 |
| GHANA | 0 | 1,552 | - | 0 | 1,900 | - |
| SOUTH AFRICA | 8,000 | 0 | -100 | 11,200 | 0 | -100 |
| RWANDA | 0 | 7,704 | - | 0 | 722 | - |
| AUSTRALIA | 531,000 | 352,000 | -33.71 | 466,500 | 695,000 | 48.98 |
| NEW ZEALAND | 18,000 | 0 | -100 | 11,700 | 0 | -100 |
| UNITED STATES | 935,750 | 4,215,132 | 350.45 | 1,041,846 | 2,653,418 | 154.68 |
| CANADA | 0 | 220,500 | - | 0 | 122,500 | - |
| MEXICO | 88,000 | 43,942 | -50.07 | 48,400 | 17,577 | -63.68 |
| PANAMA | 0 | 68,000 | - | 0 | 44,200 | - |
| CURACAO | 149,804 | 0 | -100 | 99,257 | 0 | -100 |
| CHILE | 1,620,194 | 2,141,939 | 32.2 | 609,572 | 1,176,578 | 93.02 |
| ARGENTINA | 320,050 | 600,000 | 87.47 | 118,497 | 303,750 | 156.34 |
| BRAZIL | 1,323,701 | 1,018,884 | -23.03 | 713,910 | 611,157 | -14.39 |
| DOMINICA | 62,000 | 0 | -100 | 42,160 | 0 | -100 |
| FALKLAND ISLANDS (MALVINAS) | 0 | 147,900 | - | 0 | 86,521 | - |
| UNITED KINGDOM | 701,536 | 589,679 | -15.94 | 1,493,849 | 1,648,830 | 10.37 |
| NETHERLANDS | 60,000 | 40,000 | -33.33 | 229,000 | 148,000 | -35.37 |
| FRANCE | 2,769,973 | 495,800 | -82.1 | 653,206 | 441,100 | -32.47 |
| GERMANY, FED. REP. OF | 657,973 | 314,000 | -52.28 | 835,547 | 681,900 | -18.39 |
| BELGIUM | 212,100 | 230,000 | 8.44 | 309,015 | 585,450 | 89.46 |
| SWITZERLAND | 75,000 | 0 | -100 | 7,500 | 0 | -100 |
| DENMARK | 3,285,133 | 1,636,961 | -50.17 | 1,978,156 | 666,058 | -66.33 |
| ITALY | 0 | 55,867 | - | 0 | 9,226 | - |
| SPAIN | 3,770,484 | 3,011,891 | -20.12 | 1,807,266 | 1,291,029 | -28.56 |
| PORTUGAL | 212,530 | 261,000 | 22.81 | 80,132 | 118,770 | 48.22 |
| POLAND | 63,000 | 42,000 | -33.33 | 118,650 | 87,150 | -26.55 |
| LITHUANIA | 63,000 | 105,000 | 66.67 | 134,400 | 298,200 | 121.88 |
| RUSSIA FEDERATION | 0 | 21,400 | - | 0 | 79,260 | - |
| -IJUK DAN SEBANGSANYA | 15,867,429 | 14,921,340 | -5.96 | 2,319,790 | 2,312,935 | -0.3 |
| JAPAN | 1,888 | 1,553 | -17.74 | 6,116 | 4,322 | -29.33 |
| KOREA, REPUBLIC OF | 0 | 1,078 | - | 0 | 372 | - |
| TAIWAN | 111,683 | 49,384 | -55.78 | 90,141 | 42,053 | -53.35 |
| CHINA | 44,126 | 56,463 | 27.96 | 96,378 | 87,205 | -9.52 |
| THAILAND | 0 | 9,150 | - | 0 | 2,663 | - |
| SINGAPORE | 16,486 | 148,810 | 802.64 | 11,881 | 69,612 | 485.91 |
| MALAYSIA | 152,394 | 313,123 | 105.47 | 15,419 | 63,788 | 313.7 |
| INDIA | 149,000 | 72,000 | -51.68 | 17,780 | 13,470 | -24.24 |
| PAKISTAN | 15,208,837 | 14,175,579 | -6.79 | 1,917,139 | 1,862,756 | -2.84 |
| SRI LANKA | 8,200 | 500 | -93.9 | 6,038 | 950 | -84.27 |
| JORDAN | 0 | 8,625 | - | 0 | 4,140 | - |
| SOUTH AFRICA | 2 | 0 | -100 | 9 | 0 | -100 |
| AUSTRALIA | 1,999 | 3,027 | 51.43 | 4,626 | 6,682 | 44.44 |

TABEL 5. PERKEMBANGAN EKSPOR INDONESIA MENURUT KOMODITI DAN NEGARA TUJUAN

| JENIS BARANG | BERAT BERSIH (KG) | | PERUB | NILAI FOB (US \$) | | PERUB |
|----------------------------|-------------------|-------------------|--------------|-------------------|------------------|--------------|
| | JAN-SEP 2005 | JAN-SEP 2006 | % | JAN-SEP 2005 | JAN-SEP 2006 | % |
| (1) | (2) | (3) | (4) | (5) | (6) | (7) |
| COOK ISLANDS | 1 | 0 | -100 | 3 | 0 | -100 |
| UNITED STATES | 100,023 | 0 | -100 | 16,069 | 0 | -100 |
| UNITED KINGDOM | 3,872 | 13,553 | 250.03 | 16,140 | 31,756 | 96.75 |
| NETHERLANDS | 15,200 | 29,498 | 94.07 | 29,185 | 57,955 | 98.58 |
| FRANCE | 936 | 0 | -100 | 2,159 | 0 | -100 |
| GERMANY, FED. REP. OF | 39,610 | 12,999 | -67.18 | 67,548 | 19,215 | -71.55 |
| BELGIUM | 12,998 | 25,998 | 100.02 | 22,016 | 45,996 | 108.92 |
| ITALY | 174 | 0 | -100 | 1,143 | 0 | -100 |
| -LAINNYA | 7,191,282 | 10,403,504 | 44.67 | 3,007,702 | 3,951,901 | 31.39 |
| JAPAN | 64,945 | 35,200 | -45.8 | 218,394 | 29,368 | -86.55 |
| HONG KONG | 41,307 | 235 | -99.43 | 11,916 | 164 | -98.62 |
| KOREA, REPUBLIC OF | 53,702 | 51,543 | -4.02 | 38,112 | 22,355 | -41.34 |
| TAIWAN | 3,838,084 | 7,218,314 | 88.07 | 1,191,106 | 2,792,268 | 134.43 |
| CHINA | 1,420,272 | 1,434,624 | 1.01 | 132,208 | 165,956 | 25.53 |
| THAILAND | 996 | 585,498 | 58684.94 | 5,972 | 30,993 | 418.97 |
| SINGAPORE | 374,567 | 27,209 | -92.74 | 83,236 | 12,538 | -84.94 |
| PHILIPPINES | 166,000 | 0 | -100 | 19,900 | 0 | -100 |
| MALAYSIA | 357,402 | 317,439 | -11.18 | 141,185 | 121,857 | -13.69 |
| VIET NAM | 0 | 1,321 | - | 0 | 656 | - |
| MALDIVES | 0 | 1,915 | - | 0 | 20,885 | - |
| INDIA | 49,565 | 1,496 | -96.98 | 40,210 | 2,501 | -93.78 |
| IRAN (ISLAMIC REPUBLIC OF) | 0 | 489 | - | 0 | 694 | - |
| SAUDI ARABIA | 55,093 | 67,559 | 22.63 | 12,977 | 19,208 | 48.02 |
| LEBANON | 247 | 0 | -100 | 742 | 0 | -100 |
| OMAN | 0 | 250 | - | 0 | 606 | - |
| TURKEY | 343 | 24,740 | 7112.83 | 1,062 | 7,141 | 572.41 |
| UNITED ARAB EMIRATES | 1,764 | 232 | -86.85 | 4,221 | 2,113 | -49.94 |
| BAHRAIN | 30,000 | 44,000 | 46.67 | 1,900 | 44,421 | 2237.95 |
| CYPRUS | 25 | 0 | -100 | 40 | 0 | -100 |
| EGYPT | 21 | 0 | -100 | 57 | 0 | -100 |
| REUNION | 726 | 979 | 34.85 | 2,024 | 1,676 | -17.19 |
| NIGERIA | 212,000 | 112,000 | -47.17 | 81,620 | 49,430 | -39.44 |
| GABON | 438 | 0 | -100 | 1,720 | 0 | -100 |
| U.S. VIRGIN ISLANDS | 21 | 0 | -100 | 35 | 0 | -100 |
| SEYCHELLES | 20 | 0 | -100 | 20 | 0 | -100 |
| SOUTH AFRICA | 1,143 | 3,287 | 187.58 | 837 | 2,460 | 193.91 |
| MAURITIUS | 0 | 12,134 | - | 0 | 2,154 | - |
| AUSTRALIA | 147,679 | 133,726 | -9.45 | 199,301 | 156,169 | -21.64 |
| NEW ZEALAND | 544 | 938 | 72.43 | 1,795 | 1,689 | -5.91 |
| GUAM | 742 | 1,057 | 42.45 | 2,669 | 6,751 | 152.94 |
| NEW CALEDONIA | 542 | 127 | -76.57 | 742 | 1,096 | 47.71 |
| NORTHERN MARIANA ISLANDS | 80 | 708 | 785 | 138 | 1,226 | 788.41 |
| VANUATU | 0 | 535 | - | 0 | 221 | - |
| FIJI | 5,811 | 0 | -100 | 26,628 | 0 | -100 |
| MARSHALL ISLANDS | 0 | 338 | - | 0 | 23 | - |
| UNITED STATES | 216,503 | 68,116 | -68.54 | 546,031 | 225,152 | -58.77 |
| CANADA | 832 | 10,400 | 1150 | 1,194 | 15,293 | 1180.82 |
| MEXICO | 3,328 | 4,030 | 21.09 | 6,511 | 2,572 | -60.5 |
| CHILE | 2,073 | 0 | -100 | 3,645 | 0 | -100 |
| ARGENTINA | 0 | 863 | - | 0 | 706 | - |
| BRAZIL | 148 | 1,186 | 701.35 | 131 | 2,330 | 1678.63 |
| COLOMBIA | 2,655 | 0 | -100 | 1,932 | 0 | -100 |
| URUGUAY | 58 | 1,340 | 2210.34 | 206 | 1,018 | 394.17 |
| PERU | 1,137 | 0 | -100 | 2,678 | 0 | -100 |
| BAHAMAS | 0 | 4,787 | - | 0 | 1,875 | - |
| BELIZE | 0 | 30 | - | 0 | 151 | - |
| DOMINICAN REPUBLIC | 127 | 367 | 188.98 | 132 | 151 | 14.39 |
| COSTA RICA | 0 | 22 | - | 0 | 15 | - |
| BARBADOS | 0 | 42 | - | 0 | 28 | - |
| ARUBA | 432 | 0 | -100 | 1,007 | 0 | -100 |
| CAYMAN ISLANDS | 160 | 0 | -100 | 1,300 | 0 | -100 |
| NETHERLANDS ANTILLES | 0 | 127 | - | 0 | 111 | - |
| TURKS AND CAICOS ISLANDS | 0 | 481 | - | 0 | 1,479 | - |
| GUADELOUPE | 0 | 173 | - | 0 | 203 | - |
| UNITED KINGDOM | 8,076 | 5,883 | -27.15 | 24,439 | 15,018 | -38.55 |
| NETHERLANDS | 13,224 | 2,661 | -79.88 | 11,801 | 7,402 | -37.28 |
| FRANCE | 18,232 | 5,297 | -70.95 | 78,153 | 4,940 | -93.68 |
| GERMANY, FED. REP. OF | 15,548 | 17,373 | 11.74 | 15,483 | 24,268 | 56.74 |
| AUSTRIA | 95 | 2 | -97.89 | 241 | 13 | -94.61 |
| BELGIUM | 14,484 | 73,686 | 408.74 | 1,714 | 8,953 | 422.35 |
| SWITZERLAND | 4,324 | 3,366 | -22.16 | 18,878 | 2,977 | -84.23 |
| DENMARK | 8,810 | 6,477 | -26.48 | 11,563 | 6,257 | -45.89 |

TABEL 5. PERKEMBANGAN EKSPOR INDONESIA MENURUT KOMODITI DAN NEGARA TUJUAN

| JENIS BARANG | BERAT BERSIH (KG) | | PERUB | NILAI FOB (US \$) | | PERUB |
|------------------------------|--------------------|--------------------|---------------|-------------------|-------------------|--------------|
| | JAN-SEP 2005 | JAN-SEP 2006 | % | JAN-SEP 2005 | JAN-SEP 2006 | % |
| | (1) | (2) | (3) | (4) | (5) | (6) |
| NORWAY | 4,270 | 61 | -98.57 | 10,790 | 58 | -99.46 |
| SWEDEN | 3 | 0 | -100 | 3 | 0 | -100 |
| FINLAND | 149 | 1,107 | 642.95 | 200 | 933 | 366.5 |
| IRELAND | 0 | 1,054 | - | 0 | 1,455 | - |
| ITALY | 32,648 | 24,103 | -26.17 | 15,714 | 32,606 | 107.5 |
| SPAIN | 11,927 | 2,796 | -76.56 | 19,253 | 5,529 | -71.28 |
| PORTUGAL | 321 | 5,503 | 1614.33 | 372 | 24,854 | 6581.18 |
| ICELAND | 422 | 0 | -100 | 526 | 0 | -100 |
| GREECE | 1,562 | 49,309 | 3056.79 | 4,641 | 41,126 | 786.15 |
| HUNGARY | 4,730 | 20,117 | 325.31 | 3,879 | 9,981 | 157.31 |
| POLAND | 657 | 10,976 | 1570.62 | 3,722 | 10,230 | 174.85 |
| BULGARIA | 144 | 0 | -100 | 160 | 0 | -100 |
| YUGOSLAVIA | 0 | 116 | - | 0 | 257 | - |
| LITHUANIA | 111 | 0 | -100 | 611 | 0 | -100 |
| CROATIA | 0 | 33 | - | 0 | 507 | - |
| SLOVENIA | 0 | 1,207 | - | 0 | 2,401 | - |
| CZECH REPUBLIC | 13 | 2,304 | 17623.08 | 25 | 4,130 | 16420 |
| RUSSIA FEDERATION | 0 | 216 | - | 0 | 303 | - |
| -MUTIARA | 13,059 | 963 | -92.63 | 8,268,677 | 9,877,416 | 19.46 |
| JAPAN | 412 | 449 | 8.98 | 3,178,569 | 4,128,298 | 29.88 |
| HONG KONG | 12,223 | 35 | -99.71 | 229,442 | 104,448 | -54.48 |
| KOREA, REPUBLIC OF | 0 | 3 | - | 0 | 44,373 | - |
| CHINA | 9 | 1 | -88.89 | 37,890 | 310 | -99.18 |
| THAILAND | 0 | 2 | - | 0 | 7,378 | - |
| SINGAPORE | 29 | 70 | 141.38 | 72,580 | 52,481 | -27.69 |
| SAUDI ARABIA | 23 | 0 | -100 | 5,565 | 0 | -100 |
| UNITED ARAB EMIRATES | 0 | 2 | - | 0 | 8,346 | - |
| REUNION | 9 | 0 | -100 | 410 | 0 | -100 |
| AUSTRALIA | 276 | 370 | 34.06 | 4,694,016 | 5,516,880 | 17.53 |
| NEW ZEALAND | 55 | 0 | -100 | 2,632 | 0 | -100 |
| NEW CALEDONIA | 3 | 0 | -100 | 45,000 | 0 | -100 |
| UNITED STATES | 12 | 31 | 158.33 | 2,101 | 14,902 | 609.28 |
| BERMUDA | 4 | 0 | -100 | 32 | 0 | -100 |
| ITALY | 4 | 0 | -100 | 440 | 0 | -100 |
| -LAINNYA | 103,589,168 | 139,181,050 | 34.36 | 60,705,879 | 57,361,375 | -5.51 |
| JAPAN | 10,506,002 | 9,529,909 | -9.29 | 6,771,829 | 9,829,218 | 45.15 |
| HONG KONG | 1,125,741 | 3,112,187 | 176.46 | 1,144,607 | 2,995,545 | 161.71 |
| KOREA, DEMOCRATIC PEOPLE'S R | 0 | 60 | - | 0 | 259 | - |
| KOREA, REPUBLIC OF | 6,804,175 | 6,939,829 | 1.99 | 2,798,194 | 3,239,019 | 15.75 |
| TAIWAN | 2,563,556 | 1,672,254 | -34.77 | 977,830 | 1,072,980 | 9.73 |
| CHINA | 2,667,056 | 2,337,897 | -12.34 | 996,240 | 1,252,272 | 25.7 |
| THAILAND | 51,022 | 461,203 | 803.93 | 179,025 | 439,909 | 145.72 |
| SINGAPORE | 22,671,546 | 13,937,530 | -38.52 | 25,695,806 | 13,955,313 | -45.69 |
| PHILIPPINES | 12,979,191 | 17,998,786 | 38.67 | 3,330,641 | 2,426,985 | -27.13 |
| MALAYSIA | 37,159,635 | 23,772,351 | -36.03 | 6,737,880 | 6,628,364 | -1.63 |
| MYANMAR (FORM. BURMA) | 25 | 0 | -100 | 15 | 0 | -100 |
| BRUNEI DARUSSALAM | 18,363 | 8,454 | -53.96 | 8,420 | 12,851 | 52.62 |
| VIET NAM | 18,904 | 884,677 | 4579.84 | 67,769 | 337,191 | 397.56 |
| MALDIVES | 20,037 | 97,006 | 384.13 | 16,604 | 51,585 | 210.68 |
| INDIA | 2,578,082 | 50,008,572 | 1839.76 | 1,581,037 | 1,290,175 | -18.4 |
| PAKISTAN | 53,239 | 52,037 | -2.26 | 36,704 | 41,057 | 11.86 |
| BANGLADESH | 25,920 | 0 | -100 | 7,868 | 0 | -100 |
| SRI LANKA | 7,457 | 177,421 | 2279.25 | 36,220 | 291,361 | 704.42 |
| IRAN (ISLAMIC REPUBLIC OF) | 148,720 | 136 | -99.91 | 51,480 | 201 | -99.61 |
| SAUDI ARABIA | 18,457 | 2,130 | -88.46 | 41,398 | 8,577 | -79.28 |
| KUWAIT | 86,289 | 56,585 | -34.42 | 26,654 | 27,892 | 4.64 |
| JORDAN | 1,773 | 171,263 | 9559.5 | 4,843 | 107,501 | 2119.72 |
| LEBANON | 18 | 504 | 2700 | 34 | 1,779 | 5132.35 |
| YEMEN | 0 | 6,814 | - | 0 | 4,310 | - |
| SYRIA ARAB REPUBLIC | 42 | 50 | 19.05 | 208 | 45 | -78.37 |
| TURKEY | 17,093 | 66,379 | 288.34 | 44,851 | 41,617 | -7.21 |
| UNITED ARAB EMIRATES | 62,756 | 96,958 | 54.5 | 86,209 | 111,323 | 29.13 |
| BAHRAIN | 78 | 307 | 293.59 | 468 | 921 | 96.79 |
| CYPRUS | 49,557 | 84,743 | 71 | 8,018 | 30,742 | 283.41 |
| EGYPT | 57,892 | 0 | -100 | 62,507 | 0 | -100 |
| MOROCCO | 34,005 | 22,687 | -33.28 | 22,543 | 25,104 | 11.36 |
| TUNISIA | 26 | 62,952 | 242023.08 | 36 | 118,704 | 329633.33 |
| KENYA | 0 | 878 | - | 0 | 99 | - |
| REUNION | 1,367 | 272 | -80.1 | 375 | 185 | -50.67 |
| MOZAMBIQUE | 0 | 55 | - | 0 | 866 | - |
| BOTSWANA | 0 | 6 | - | 0 | 13 | - |

TABEL 5. PERKEMBANGAN EKSPOR INDONESIA MENURUT KOMODITI DAN NEGARA TUJUAN

| JENIS BARANG | BERAT BERSIH (KG) | | PERUB | NILAI FOB (US \$) | | PERUB |
|---------------------------|----------------------|----------------------|---------------|----------------------|----------------------|--------------|
| | JAN-SEP 2005 | JAN-SEP 2006 | % | JAN-SEP 2005 | JAN-SEP 2006 | % |
| (1) | (2) | (3) | (4) | (5) | (6) | (7) |
| TOGO | 0 | 25,500 | - | 0 | 15,555 | - |
| LIBERIA | 0 | 216,000 | - | 0 | 125,512 | - |
| GUINEA | 0 | 227,500 | - | 0 | 138,775 | - |
| ANGOLA | 10 | 0 | -100 | 100 | 0 | -100 |
| DJIBOUTI | 600 | 0 | -100 | 600 | 0 | -100 |
| SWAZILAND | 1 | 0 | -100 | 37 | 0 | -100 |
| SOUTH AFRICA | 17,088 | 124,469 | 628.4 | 27,498 | 73,239 | 166.34 |
| MAURITIUS | 924 | 781 | -15.48 | 3,087 | 4,744 | 53.68 |
| AUSTRALIA | 86,474 | 126,741 | 46.57 | 350,171 | 351,102 | 0.27 |
| NEW ZEALAND | 2,386 | 44,191 | 1752.1 | 12,583 | 25,631 | 103.7 |
| GUAM | 0 | 25 | - | 0 | 76 | - |
| PALAU | 3,080 | 0 | -100 | 6,325 | 0 | -100 |
| NEW CALEDONIA | 95 | 1 | -98.95 | 112 | 22 | -80.36 |
| WALLIS AND FUTUNA ISLANDS | 0 | 143 | - | 0 | 159 | - |
| COOK ISLANDS | 2,064 | 0 | -100 | 2,624 | 0 | -100 |
| FIJI | 9,400 | 0 | -100 | 33,432 | 0 | -100 |
| TONGA | 1,162 | 0 | -100 | 614 | 0 | -100 |
| EAST TIMOR | 23 | 1,134 | 4830.43 | 11 | 1,910 | 17263.64 |
| UNITED STATES | 1,587,517 | 2,319,874 | 46.13 | 3,539,448 | 3,884,468 | 9.75 |
| CANADA | 176,431 | 110,977 | -37.1 | 377,216 | 501,844 | 33.04 |
| MEXICO | 194 | 37 | -80.93 | 404 | 672 | 66.34 |
| SURINAME | 81 | 119 | 46.91 | 2,006 | 2,773 | 38.24 |
| CHILE | 1,000 | 3,000 | 200 | 11,900 | 3,750 | -68.49 |
| VENEZUELA | 718 | 0 | -100 | 302 | 0 | -100 |
| ARGENTINA | 209 | 814 | 289.47 | 378 | 1,545 | 308.73 |
| BRAZIL | 5,224 | 2,575 | -50.71 | 3,138 | 2,325 | -25.91 |
| COLOMBIA | 515 | 6,000 | 1065.05 | 1,248 | 30,000 | 2303.85 |
| URUGUAY | 6 | 8 | 33.33 | 28 | 31 | 10.71 |
| PERU | 23 | 175 | 660.87 | 79 | 538 | 581.01 |
| BAHAMAS | 0 | 69 | - | 0 | 1,333 | - |
| JAMAICA | 0 | 5,945 | - | 0 | 2,260 | - |
| PUERTO RICO | 0 | 1 | - | 0 | 2 | - |
| DOMINICAN REPUBLIC | 0 | 264 | - | 0 | 3,057 | - |
| COSTA RICA | 135 | 8 | -94.07 | 135 | 13 | -90.37 |
| HAITI | 17,836 | 0 | -100 | 17,123 | 0 | -100 |
| FRENCH POLYNESIA | 133 | 40 | -69.92 | 358 | 306 | -14.53 |
| MARTINIQUE | 0 | 37 | - | 0 | 223 | - |
| NETHERLANDS ANTILLES | 303 | 12,023 | 3867.99 | 3,700 | 5,697 | 53.97 |
| TURKS AND CAICOS ISLANDS | 0 | 69 | - | 0 | 1,333 | - |
| UNITED KINGDOM | 129,823 | 150,127 | 15.64 | 303,199 | 275,749 | -9.05 |
| NETHERLANDS | 479,696 | 659,323 | 37.45 | 1,188,618 | 1,824,819 | 53.52 |
| FRANCE | 152,992 | 285,876 | 86.86 | 247,180 | 705,657 | 185.48 |
| GERMANY, FED. REP. OF | 295,379 | 1,626,800 | 450.75 | 914,728 | 1,679,444 | 83.6 |
| AUSTRIA | 91,085 | 2,026 | -97.78 | 47,077 | 13,648 | -71.01 |
| BELGIUM | 50,818 | 19,292 | -62.04 | 88,713 | 19,861 | -77.61 |
| SWITZERLAND | 5,618 | 5,560 | -1.03 | 5,964 | 22,256 | 273.17 |
| DENMARK | 377,581 | 372,008 | -1.48 | 1,873,893 | 1,860,264 | -0.73 |
| NORWAY | 3,525 | 3,665 | 3.97 | 9,056 | 10,333 | 14.1 |
| SWEDEN | 4,992 | 8,001 | 60.28 | 11,756 | 13,532 | 15.11 |
| FINLAND | 1,761 | 3,211 | 82.34 | 1,684 | 26,999 | 1503.27 |
| IRELAND | 0 | 12,250 | - | 0 | 26,756 | - |
| ITALY | 196,700 | 283,339 | 44.05 | 687,523 | 562,940 | -18.12 |
| SPAIN | 53,468 | 50,682 | -5.21 | 79,116 | 182,698 | 130.92 |
| PORTUGAL | 7,493 | 21,319 | 184.52 | 7,262 | 16,851 | 132.04 |
| GREECE | 34,132 | 38,138 | 11.74 | 18,584 | 20,297 | 9.22 |
| HUNGARY | 5,406 | 4,967 | -8.12 | 8,774 | 36,575 | 316.86 |
| POLAND | 7,969 | 34,724 | 335.74 | 11,377 | 53,900 | 373.76 |
| ROMANIA | 283 | 385 | 36.04 | 1,014 | 1,089 | 7.4 |
| BULGARIA | 0 | 176 | - | 0 | 187 | - |
| KAZAKHSTAN | 79 | 0 | -100 | 150 | 0 | -100 |
| UKRAINE | 1,782 | 2,748 | 54.21 | 2,581 | 3,440 | 33.28 |
| LITHUANIA | 2,046 | 3,148 | 53.86 | 4,293 | 7,276 | 69.49 |
| ESTONIA | 432 | 768,936 | 177894.44 | 964 | 435,155 | 45040.56 |
| GEORGIA | 749 | 0 | -100 | 110 | 0 | -100 |
| CROATIA | 283 | 945 | 233.92 | 1,023 | 1,966 | 92.18 |
| MALTA | 82 | 114 | 39.02 | 365 | 417 | 14.25 |
| SLOVENIA | 40 | 0 | -100 | 266 | 0 | -100 |
| CZECH REPUBLIC | 5,780 | 4,663 | -19.33 | 25,285 | 16,229 | -35.82 |
| FAEROE ISLANDS | 3,700 | 0 | -100 | 8,448 | 0 | -100 |
| RUSSIA FEDERATION | 33,818 | 27,215 | -19.53 | 25,906 | 20,179 | -22.11 |
| -KAYU LAPIS | 1,750,380,419 | 1,464,724,029 | -16.32 | 1,089,226,894 | 1,037,699,706 | -4.73 |
| JAPAN | 700,310,523 | 585,069,412 | -16.46 | 455,345,486 | 488,839,454 | 7.36 |

TABEL 5. PERKEMBANGAN EKSPOR INDONESIA MENURUT KOMODITI DAN NEGARA TUJUAN

| JENIS BARANG | BERAT BERSIH (KG) | | PERUB | NILAI FOB (US \$) | | PERUB |
|-------------------------------|-------------------|--------------|--------|-------------------|--------------|--------|
| | JAN-SEP 2005 | JAN-SEP 2006 | % | JAN-SEP 2005 | JAN-SEP 2006 | % |
| (1) | (2) | (3) | (4) | (5) | (6) | (7) |
| HONG KONG | 27,404,697 | 15,083,992 | -44.96 | 14,236,003 | 9,326,012 | -34.49 |
| KOREA, DEMOCRATIC PEOPLE'S RI | 175,677 | 0 | -100 | 108,773 | 0 | -100 |
| KOREA, REPUBLIC OF | 107,208,539 | 134,644,834 | 25.59 | 67,700,125 | 48,177,892 | -28.84 |
| TAIWAN | 117,859,273 | 65,159,905 | -44.71 | 54,554,926 | 33,890,671 | -37.88 |
| CHINA | 146,847,328 | 117,435,570 | -20.03 | 80,373,354 | 69,780,511 | -13.18 |
| THAILAND | 13,461,043 | 1,683,468 | -87.49 | 5,790,745 | 919,991 | -84.11 |
| SINGAPORE | 20,417,894 | 15,256,068 | -25.28 | 10,882,881 | 10,157,406 | -6.67 |
| PHILIPPINES | 13,021 | 16,603 | 27.51 | 16,990 | 9,280 | -45.38 |
| MALAYSIA | 2,455,991 | 3,402,960 | 38.56 | 1,436,631 | 2,435,796 | 69.55 |
| VIET NAM | 406,784 | 176,785 | -56.54 | 386,781 | 112,883 | -70.81 |
| MALDIVES | 93,348 | 9,233 | -90.11 | 60,962 | 10,803 | -82.28 |
| INDIA | 839,300 | 2,134,864 | 154.36 | 431,026 | 1,281,818 | 197.39 |
| PAKISTAN | 89,186 | 48,996 | -45.06 | 52,234 | 22,605 | -56.72 |
| BANGLADESH | 187,500 | 0 | -100 | 52,744 | 0 | -100 |
| SRI LANKA | 120,084 | 14,000 | -88.34 | 71,225 | 7,140 | -89.98 |
| IRAQ | 0 | 46,368 | - | 0 | 27,606 | - |
| IRAN (ISLAMIC REPUBLIC OF) | 1,241,251 | 1,168,322 | -5.88 | 899,813 | 852,044 | -5.31 |
| SAUDI ARABIA | 86,434,074 | 113,466,778 | 31.28 | 55,653,639 | 71,902,686 | 29.2 |
| KUWAIT | 25,431,688 | 14,471,899 | -43.1 | 18,047,738 | 11,159,792 | -38.17 |
| JORDAN | 36,920,638 | 25,178,597 | -31.8 | 25,641,772 | 17,721,349 | -30.89 |
| LEBANON | 3,321,642 | 2,134,232 | -35.75 | 2,004,535 | 1,388,381 | -30.74 |
| YEMEN | 11,320,129 | 3,519,497 | -68.91 | 5,134,240 | 1,797,307 | -64.99 |
| OMAN | 1,917,855 | 7,625,444 | 297.6 | 1,103,695 | 4,798,702 | 334.79 |
| SYRIA ARAB REPUBLIC | 3,400,722 | 185,311 | -94.55 | 1,909,482 | 106,105 | -94.44 |
| TURKEY | 4,403,700 | 6,424,860 | 45.9 | 2,350,578 | 3,736,888 | 58.98 |
| UNITED ARAB EMIRATES | 77,981,791 | 89,761,082 | 15.11 | 46,476,944 | 58,529,004 | 25.93 |
| QATAR | 10,431,969 | 13,827,245 | 32.55 | 6,610,207 | 9,239,474 | 39.78 |
| BAHRAIN | 3,432,557 | 2,779,490 | -19.03 | 2,225,548 | 1,861,890 | -16.34 |
| EGYPT | 14,543,717 | 9,043,092 | -37.82 | 7,658,751 | 5,490,049 | -28.32 |
| LIBYAN ARAB JAMAHIRIYA | 1,664,729 | 465,677 | -72.03 | 841,476 | 258,972 | -69.22 |
| MOROCCO | 0 | 518,174 | - | 0 | 332,865 | - |
| TUNISIA | 24,000 | 0 | -100 | 50,398 | 0 | -100 |
| ALGERIA | 37,234,596 | 12,996,298 | -65.1 | 20,795,098 | 5,862,370 | -71.81 |
| SUDAN | 128,956 | 0 | -100 | 47,087 | 0 | -100 |
| TOGO | 3,951 | 0 | -100 | 109,000 | 0 | -100 |
| ANGOLA | 0 | 189,455 | - | 0 | 103,899 | - |
| CAMEROON | 0 | 102,210 | - | 0 | 71,640 | - |
| GABON | 32,614 | 0 | -100 | 32,205 | 0 | -100 |
| SEYCHELLES | 16 | 0 | -100 | 14 | 0 | -100 |
| SOUTH AFRICA | 198,687 | 54,775 | -72.43 | 110,479 | 38,511 | -65.14 |
| MAURITIUS | 152,145 | 38,074 | -74.98 | 93,597 | 26,353 | -71.84 |
| AUSTRALIA | 13,132,629 | 16,601,556 | 26.41 | 11,412,628 | 15,634,125 | 36.99 |
| NEW ZEALAND | 418,320 | 189,027 | -54.81 | 346,242 | 186,860 | -46.03 |
| NEW CALEDONIA | 52 | 0 | -100 | 81 | 0 | -100 |
| EAST TIMOR | 79 | 0 | -100 | 46 | 0 | -100 |
| UNITED STATES | 143,899,362 | 116,426,628 | -19.09 | 91,007,384 | 91,798,540 | 0.87 |
| CANADA | 3,329,782 | 3,292,265 | -1.13 | 2,441,217 | 2,728,466 | 11.77 |
| MEXICO | 6,696,225 | 7,175,310 | 7.15 | 4,847,033 | 4,897,683 | 1.04 |
| GUATEMALA | 0 | 19,840 | - | 0 | 24,800 | - |
| PANAMA | 51,668 | 0 | -100 | 34,707 | 0 | -100 |
| CURACAO | 0 | 64,320 | - | 0 | 35,449 | - |
| BRAZIL | 113,472 | 162,608 | 43.3 | 82,086 | 105,383 | 28.38 |
| COLOMBIA | 2,384 | 0 | -100 | 2,614 | 0 | -100 |
| TRINIDAD AND TOBAGO | 52,022 | 76,211 | 46.5 | 34,603 | 56,089 | 62.09 |
| JAMAICA | 420,468 | 275,707 | -34.43 | 315,747 | 226,595 | -28.24 |
| PUERTO RICO | 409,773 | 145,970 | -64.38 | 432,760 | 144,136 | -66.69 |
| BELIZE | 0 | 12,400 | - | 0 | 12,400 | - |
| DOMINICAN REPUBLIC | 24,800 | 0 | -100 | 24,304 | 0 | -100 |
| EL SALVADOR | 43,567 | 0 | -100 | 43,242 | 0 | -100 |
| COSTA RICA | 54,600 | 0 | -100 | 20,292 | 0 | -100 |
| ANTIGUA AND BARBUDA | 869,004 | 24,800 | -97.15 | 600,722 | 27,776 | -95.38 |
| UNITED KINGDOM | 29,968,848 | 14,550,181 | -51.45 | 19,703,078 | 10,344,646 | -47.5 |
| NETHERLANDS | 25,229,696 | 17,479,515 | -30.72 | 20,018,798 | 14,294,184 | -28.6 |
| FRANCE | 4,547,863 | 1,568,405 | -65.51 | 3,156,193 | 1,243,744 | -60.59 |
| GERMANY, FED. REP. OF | 20,339,695 | 12,634,942 | -37.88 | 16,090,876 | 11,579,017 | -28.04 |
| BELGIUM | 35,018,235 | 24,620,210 | -29.69 | 23,692,517 | 20,043,650 | -15.4 |
| DENMARK | 1,393,154 | 106,746 | -92.34 | 1,211,768 | 104,939 | -91.34 |
| NORWAY | 482,060 | 495,297 | 2.75 | 435,838 | 434,524 | -0.3 |
| SWEDEN | 517,098 | 511,037 | -1.17 | 293,118 | 410,734 | 40.13 |
| FINLAND | 90,000 | 0 | -100 | 47,938 | 0 | -100 |
| IRELAND | 8,250 | 0 | -100 | 12,045 | 0 | -100 |
| ITALY | 4,381,666 | 3,979,396 | -9.18 | 2,988,612 | 2,940,408 | -1.61 |
| SPAIN | 135,000 | 0 | -100 | 108,539 | 0 | -100 |

TABEL 5. PERKEMBANGAN EKSPOR INDONESIA MENURUT KOMODITI DAN NEGARA TUJUAN

| JENIS BARANG | BERAT BERSIH (KG) | | PERUB | NILAI FOB (US \$) | | PERUB |
|------------------------------|--------------------|--------------------|--------------|--------------------|--------------------|--------------|
| | JAN-SEP 2005 | JAN-SEP 2006 | % | JAN-SEP 2005 | JAN-SEP 2006 | % |
| (1) | (2) | (3) | (4) | (5) | (6) | (7) |
| PORTUGAL | 0 | 34,881 | - | 0 | 47,354 | - |
| GREECE | 343,460 | 11,145 | -96.76 | 266,181 | 7,574 | -97.15 |
| ANDORRA | 0 | 35,162 | - | 0 | 23,106 | - |
| UKRAINE | 0 | 16,200 | - | 0 | 11,893 | - |
| LATVIA | 19,359 | 12,402 | -35.94 | 28,202 | 14,898 | -47.17 |
| BOSNIA AND HERZEGOVINA | 37,812 | 0 | -100 | 37,450 | 0 | -100 |
| MALTA | 168,471 | 23,268 | -86.19 | 147,570 | 18,430 | -87.51 |
| SLOVENIA | 69,930 | 0 | -100 | 45,281 | 0 | -100 |
| RUSSIA FEDERATION | 0 | 45,030 | - | 0 | 24,154 | - |
| -KAYU GERGAJIAN | 282,328,507 | 355,074,922 | 25.77 | 212,076,881 | 297,642,087 | 40.35 |
| JAPAN | 63,786,291 | 74,603,709 | 16.96 | 67,890,389 | 79,152,743 | 16.59 |
| HONG KONG | 2,899,671 | 1,263,726 | -56.42 | 1,458,121 | 789,917 | -45.83 |
| KOREA, DEMOCRATIC PEOPLE'S R | 0 | 21,512 | - | 0 | 19,048 | - |
| KOREA, REPUBLIC OF | 26,483,110 | 31,137,225 | 17.57 | 18,846,025 | 23,598,974 | 25.22 |
| TAIWAN | 63,468,248 | 71,956,050 | 13.37 | 25,771,178 | 37,241,790 | 44.51 |
| CHINA | 37,367,826 | 51,029,907 | 36.56 | 13,152,794 | 23,002,824 | 74.89 |
| MACAU | 0 | 7,234 | - | 0 | 9,159 | - |
| THAILAND | 347,909 | 379,804 | 9.17 | 409,956 | 411,724 | 0.43 |
| SINGAPORE | 3,072,212 | 6,072,903 | 97.67 | 2,015,518 | 3,755,406 | 86.32 |
| PHILIPPINES | 5,250 | 39,875 | 659.52 | 9,996 | 39,781 | 297.97 |
| MALAYSIA | 11,878,819 | 10,954,310 | -7.78 | 5,385,683 | 6,492,700 | 20.55 |
| VIET NAM | 2,789,535 | 7,579,560 | 171.71 | 1,005,840 | 3,037,457 | 201.98 |
| INDIA | 0 | 111,130 | - | 0 | 77,510 | - |
| SRI LANKA | 4,500 | 5,361 | 19.13 | 4,901 | 5,400 | 10.18 |
| SAUDI ARABIA | 430,910 | 500,625 | 16.18 | 299,200 | 428,991 | 43.38 |
| KUWAIT | 328,020 | 1,891,318 | 476.59 | 175,018 | 1,544,065 | 782.23 |
| JORDAN | 1,468,905 | 6,149,840 | 318.67 | 1,111,830 | 5,421,444 | 387.61 |
| LEBANON | 0 | 1,100,017 | - | 0 | 765,310 | - |
| TURKEY | 0 | 9,047 | - | 0 | 21,243 | - |
| UNITED ARAB EMIRATES | 25,376 | 248,768 | 880.33 | 21,100 | 455,359 | 2058.1 |
| QATAR | 17,010 | 61,776 | 263.17 | 21,735 | 50,332 | 131.57 |
| BAHRAIN | 0 | 222,045 | - | 0 | 152,358 | - |
| CYPRUS | 10,500 | 0 | -100 | 13,246 | 0 | -100 |
| EGYPT | 93,355 | 4,336,824 | 4545.52 | 91,449 | 2,630,299 | 2776.25 |
| LIBYAN ARAB JAMAHIRIYA | 1,097 | 646,662 | 58848.22 | 5,902 | 594,040 | 9965.06 |
| ALGERIA | 0 | 305,062 | - | 0 | 275,056 | - |
| KENYA | 0 | 21,196 | - | 0 | 18,913 | - |
| REUNION | 12,936 | 12,514 | -3.26 | 19,291 | 17,333 | -10.15 |
| SOUTH AFRICA | 500,485 | 2,670,024 | 433.49 | 447,908 | 2,932,543 | 554.72 |
| COMOROS | 71,738 | 0 | -100 | 25,679 | 0 | -100 |
| MAURITIUS | 0 | 733 | - | 0 | 327 | - |
| AUSTRALIA | 360,352 | 4,133,482 | 1047.07 | 424,179 | 4,201,585 | 890.52 |
| NEW ZEALAND | 56,774 | 382,128 | 573.07 | 66,155 | 232,705 | 251.76 |
| NAURU | 0 | 20,645 | - | 0 | 40,058 | - |
| NEW CALEDONIA | 0 | 15,562 | - | 0 | 10,441 | - |
| TOKELAU | 0 | 12,269 | - | 0 | 8,256 | - |
| UNITED STATES | 1,371,917 | 5,128,076 | 273.79 | 1,555,887 | 5,110,661 | 228.47 |
| CANADA | 277,358 | 477,067 | 72 | 296,902 | 471,757 | 58.89 |
| GUATEMALA | 533,674 | 326,809 | -38.76 | 259,924 | 142,833 | -45.05 |
| VENEZUELA | 0 | 34,189 | - | 0 | 26,342 | - |
| BRAZIL | 0 | 21,801 | - | 0 | 16,569 | - |
| COSTA RICA | 47,708 | 0 | -100 | 72,743 | 0 | -100 |
| FRENCH POLYNESIA | 11,392 | 51,875 | 355.36 | 5,699 | 36,232 | 535.76 |
| NETHERLANDS ANTILLES | 0 | 48,964 | - | 0 | 89,490 | - |
| GUADELOUPE | 0 | 10,550 | - | 0 | 16,182 | - |
| UNITED KINGDOM | 201,973 | 1,169,523 | 479.05 | 315,010 | 2,070,229 | 557.19 |
| NETHERLANDS | 13,500,444 | 20,471,522 | 51.64 | 15,104,522 | 26,486,859 | 75.36 |
| FRANCE | 586,767 | 1,694,520 | 188.79 | 834,097 | 2,052,349 | 146.06 |
| GERMANY, FED. REP. OF | 30,595,879 | 30,482,422 | -0.37 | 32,949,940 | 41,882,984 | 27.11 |
| BELGIUM | 3,367,147 | 4,571,058 | 35.75 | 3,573,722 | 5,604,351 | 56.82 |
| SWITZERLAND | 0 | 11,913 | - | 0 | 8,934 | - |
| LUXEMBOURG | 21,104 | 22,142 | 4.92 | 32,816 | 40,458 | 23.29 |
| DENMARK | 409,145 | 605,927 | 48.1 | 461,082 | 759,860 | 64.8 |
| NORWAY | 1,809 | 0 | -100 | 16,950 | 0 | -100 |
| SWEDEN | 90 | 112,815 | 125250 | 6 | 107,652 | 1794100 |
| FINLAND | 12,141 | 68,827 | 466.9 | 11,575 | 79,747 | 588.96 |
| IRELAND | 0 | 53,987 | - | 0 | 153,998 | - |
| ITALY | 11,409,957 | 7,732,641 | -32.23 | 12,097,825 | 8,839,044 | -26.94 |
| SPAIN | 101,774 | 282,296 | 177.38 | 100,328 | 434,938 | 333.52 |
| PORTUGAL | 16,726 | 13,267 | -20.68 | 20,045 | 19,681 | -1.82 |
| GREECE | 874,005 | 368,650 | -57.82 | 1,099,507 | 589,539 | -46.38 |
| HUNGARY | 5 | 0 | -100 | 26 | 0 | -100 |

TABEL 5. PERKEMBANGAN EKSPOR INDONESIA MENURUT KOMODITI DAN NEGARA TUJUAN

| JENIS BARANG | BERAT BERSIH (KG) | | PERUB | NILAI FOB (US \$) | | PERUB |
|-------------------------------|----------------------|----------------------|---------------|----------------------|----------------------|--------------|
| | JAN-SEP 2005 | JAN-SEP 2006 | % | JAN-SEP 2005 | JAN-SEP 2006 | % |
| (1) | (2) | (3) | (4) | (5) | (6) | (7) |
| POLAND | 2,973,019 | 3,195,734 | 7.49 | 4,008,054 | 4,977,536 | 24.19 |
| ROMANIA | 0 | 23,172 | - | 0 | 38,170 | - |
| BULGARIA | 105,000 | 0 | -100 | 121,725 | 0 | -100 |
| UKRAINE | 136,238 | 15,742 | -88.45 | 105,040 | 8,631 | -91.78 |
| GEORGIA | 39,800 | 0 | -100 | 56,940 | 0 | -100 |
| SLOVENIA | 216,554 | 83,457 | -61.46 | 264,637 | 74,378 | -71.89 |
| CZECH REPUBLIC | 33,411 | 0 | -100 | 36,230 | 0 | -100 |
| RUSSIA FEDERATION | 2,641 | 93,133 | 3426.43 | 2,556 | 67,592 | 2544.44 |
| -KAYU OLAHAN LAIN | 1,666,445,888 | 1,457,267,257 | -12.55 | 1,085,112,857 | 1,067,373,563 | -1.63 |
| JAPAN | 291,959,518 | 276,517,540 | -5.29 | 160,922,253 | 116,165,272 | -27.81 |
| HONG KONG | 38,661,899 | 28,441,396 | -26.44 | 20,922,040 | 16,109,284 | -23 |
| KOREA, DEMOCRATIC PEOPLE'S RI | 0 | 45 | - | 0 | 195 | - |
| KOREA, REPUBLIC OF | 110,398,752 | 73,650,506 | -33.29 | 51,063,922 | 53,434,265 | 4.64 |
| TAIWAN | 110,009,381 | 66,451,798 | -39.59 | 33,506,401 | 24,351,610 | -27.32 |
| CHINA | 417,910,617 | 341,643,919 | -18.25 | 126,790,751 | 104,284,265 | -17.75 |
| MACAU | 0 | 504 | - | 0 | 2,246 | - |
| PAPUA NEW GUINEA | 0 | 3,909 | - | 0 | 4,810 | - |
| THAILAND | 2,524,826 | 1,821,925 | -27.84 | 1,231,993 | 1,380,853 | 12.08 |
| SINGAPORE | 38,424,240 | 30,055,382 | -21.78 | 23,141,616 | 20,102,393 | -13.13 |
| PHILIPPINES | 9,294,048 | 13,380,002 | 43.96 | 2,039,449 | 3,982,840 | 95.29 |
| MALAYSIA | 32,315,198 | 29,919,356 | -7.41 | 13,800,661 | 15,620,382 | 13.19 |
| MYANMAR (FORM. BURMA) | 1,409 | 0 | -100 | 4,986 | 0 | -100 |
| CAMBODIA | 0 | 20,461 | - | 0 | 45,301 | - |
| BRUNEI DARUSSALAM | 208,273 | 165,578 | -20.5 | 246,338 | 159,754 | -35.15 |
| LAO PEOPLE'S DEMOCRATIC REPU | 61,978 | 0 | -100 | 32,253 | 0 | -100 |
| NEPAL | 502 | 86 | -82.87 | 433 | 1,065 | 145.96 |
| VIET NAM | 21,857,009 | 22,772,767 | 4.19 | 7,152,081 | 6,876,945 | -3.85 |
| MALDIVES | 264,980 | 458,038 | 72.86 | 571,828 | 1,719,311 | 200.67 |
| INDIA | 1,150,049 | 9,776,315 | 750.08 | 1,139,986 | 6,628,431 | 481.45 |
| PAKISTAN | 1,589,199 | 1,911,131 | 20.26 | 1,200,409 | 1,402,037 | 16.8 |
| BANGLADESH | 31,993 | 46,037 | 43.9 | 5,695 | 10,325 | 81.3 |
| SRI LANKA | 342,671 | 320,585 | -6.45 | 348,778 | 382,274 | 9.6 |
| IRAQ | 52,778 | 0 | -100 | 90,907 | 0 | -100 |
| IRAN (ISLAMIC REPUBLIC OF) | 379,746 | 680,015 | 79.07 | 318,862 | 379,345 | 18.97 |
| SAUDI ARABIA | 43,617,977 | 27,782,473 | -36.3 | 11,625,883 | 6,794,723 | -41.56 |
| KUWAIT | 2,343,445 | 4,343,942 | 85.37 | 922,701 | 1,394,799 | 51.16 |
| JORDAN | 7,280,128 | 816,793 | -88.78 | 2,167,063 | 416,093 | -80.8 |
| LEBANON | 388,180 | 87,099 | -77.56 | 146,078 | 186,827 | 27.9 |
| YEMEN | 4,059,399 | 2,776,371 | -31.61 | 1,100,530 | 746,214 | -32.2 |
| OMAN | 42,842 | 59,135 | 38.03 | 26,433 | 61,368 | 132.16 |
| SYRIA ARAB REPUBLIC | 6,621,289 | 10,355,819 | 56.4 | 1,163,476 | 1,394,673 | 19.87 |
| TURKEY | 6,500,506 | 3,438,148 | -47.11 | 6,448,640 | 4,281,157 | -33.61 |
| UNITED ARAB EMIRATES | 6,400,010 | 18,982,463 | 196.6 | 4,225,500 | 7,559,858 | 78.91 |
| QATAR | 1,769,979 | 1,727,896 | -2.38 | 541,498 | 662,844 | 22.41 |
| BAHRAIN | 2,817,792 | 981,390 | -65.17 | 448,780 | 348,727 | -22.29 |
| CYPRUS | 174,289 | 153,814 | -11.75 | 304,671 | 282,760 | -7.19 |
| EGYPT | 15,666,442 | 10,469,612 | -33.17 | 2,528,832 | 1,601,680 | -36.66 |
| LIBYAN ARAB JAMAHIRIYA | 135 | 46,969 | 34691.85 | 173 | 42,220 | 24304.62 |
| MOROCCO | 12,238 | 32,499 | 165.56 | 12,804 | 61,450 | 379.93 |
| TUNISIA | 127,907 | 48,351 | -62.2 | 133,251 | 78,851 | -40.83 |
| ALGERIA | 743,321 | 956,005 | 28.61 | 441,262 | 279,587 | -36.64 |
| SUDAN | 26,165 | 46,834 | 78.99 | 24,874 | 100,971 | 305.93 |
| NAMIBIA | 1,626 | 4,149 | 155.17 | 3,287 | 10,021 | 204.87 |
| ETHIOPIA | 303 | 745 | 145.87 | 265 | 1,151 | 334.34 |
| TANZANIA, UNITED REPUBLIC OF | 5,403 | 2,106 | -61.02 | 2,880 | 6,926 | 140.49 |
| MADAGASCAR | 1,864 | 25,903 | 1289.65 | 3,266 | 42,567 | 1203.34 |
| SOMALIA | 29,705 | 16,157 | -45.61 | 59,360 | 50,505 | -14.92 |
| KENYA | 4,892 | 635 | -87.02 | 16,733 | 953 | -94.3 |
| REUNION | 622,732 | 314,175 | -49.55 | 722,121 | 395,219 | -45.27 |
| MOZAMBIQUE | 37,560 | 30,773 | -18.07 | 43,908 | 13,534 | -69.18 |
| BOTSWANA | 1,890 | 4,888 | 158.62 | 1,969 | 9,113 | 362.82 |
| TOGO | 8,000 | 8,400 | 5 | 2,250 | 14,280 | 534.67 |
| GHANA | 0 | 4,953 | - | 0 | 6,065 | - |
| GUINEA | 1,525 | 0 | -100 | 1,321 | 0 | -100 |
| ANGOLA | 686 | 0 | -100 | 903 | 0 | -100 |
| CONGO | 203 | 26 | -87.19 | 104 | 472 | 353.85 |
| NIGERIA | 11,314 | 7,120 | -37.07 | 17,417 | 12,936 | -25.73 |
| GABON | 3,765 | 985 | -73.84 | 6,418 | 2,358 | -63.26 |
| COTE D'IVOIRE | 7,940 | 1,098 | -86.17 | 6,652 | 1,593 | -76.05 |
| SENEGAL | 0 | 2,278 | - | 0 | 4,445 | - |
| BENIN | 0 | 122 | - | 0 | 288 | - |
| U.S. VIRGIN ISLANDS | 13,785 | 6,140 | -55.46 | 48,124 | 15,544 | -67.7 |

TABEL 5. PERKEMBANGAN EKSPOR INDONESIA MENURUT KOMODITI DAN NEGARA TUJUAN

| JENIS BARANG | BERAT BERSIH (KG) | | PERUB | NILAI FOB (US \$) | | PERUB |
|--------------------------------|-------------------|--------------|---------|-------------------|--------------|---------|
| | JAN-SEP 2005 | JAN-SEP 2006 | % | JAN-SEP 2005 | JAN-SEP 2006 | % |
| (1) | (2) | (3) | (4) | (5) | (6) | (7) |
| SEYCHELLES | 10,343 | 134,271 | 1198.18 | 30,422 | 279,393 | 818.39 |
| UGANDA | 1 | 0 | -100 | 1 | 0 | -100 |
| CENTRAL AFRICAN REPUBLIC | 96,999 | 0 | -100 | 44,697 | 0 | -100 |
| NIGER | 17,475 | 0 | -100 | 23,008 | 0 | -100 |
| SOUTH AFRICA | 15,293,197 | 11,447,887 | -25.14 | 14,033,407 | 10,885,821 | -22.43 |
| MAURITIUS | 243,819 | 184,259 | -24.43 | 250,948 | 200,921 | -19.94 |
| VIRGIN ISLANDS (BRITISH) | 31,981 | 18,107 | -43.38 | 45,467 | 11,030 | -75.74 |
| AUSTRALIA | 70,192,186 | 68,009,334 | -3.11 | 67,308,128 | 72,097,282 | 7.12 |
| NEW ZEALAND | 9,031,397 | 8,412,537 | -6.85 | 7,626,840 | 7,761,296 | 1.76 |
| MICRONESIA, FEDERATED STATES | 11,179 | 3,074 | -72.5 | 16,549 | 6,916 | -58.21 |
| GUAM | 77,031 | 122,868 | 59.5 | 111,827 | 279,423 | 149.87 |
| PALAU | 10,419 | 4,124 | -60.42 | 11,495 | 5,970 | -48.06 |
| NEW CALEDONIA | 279,954 | 855,456 | 205.57 | 493,661 | 887,116 | 79.7 |
| NORTHERN MARIANA ISLANDS | 24,955 | 30,167 | 20.89 | 50,717 | 43,112 | -14.99 |
| SAINT VINCENT AND THE GRENADI | 26,534 | 21,788 | -17.89 | 28,304 | 14,121 | -50.11 |
| VANUATU | 11,308 | 51,320 | 353.84 | 10,681 | 43,992 | 311.87 |
| WALLIS AND FUTUNA ISLANDS | 13,902 | 23,513 | 69.13 | 14,177 | 29,065 | 105.02 |
| BRITISH INDIAN OCEAN TERRITOR' | 1,158 | 0 | -100 | 12,720 | 0 | -100 |
| AMERICAN SAMOA | 48,629 | 394 | -99.19 | 50,425 | 336 | -99.33 |
| COOK ISLANDS | 16,824 | 2,868 | -82.95 | 36,240 | 16,666 | -54.01 |
| FIJI | 82,601 | 107,646 | 30.32 | 191,069 | 209,479 | 9.64 |
| SAMOA | 1,410 | 785 | -44.33 | 1,077 | 3,897 | 261.84 |
| TONGA | 2,535 | 527 | -79.21 | 3,894 | 3,245 | -16.67 |
| CHRISTMAS ISLANDS | 700 | 2,060 | 194.29 | 1,930 | 5,669 | 193.73 |
| UNITED STATES MINOR OUTLYING | 22 | 0 | -100 | 45 | 0 | -100 |
| EAST TIMOR | 125,987 | 26,191 | -79.21 | 74,085 | 46,470 | -37.27 |
| UNITED STATES | 91,584,828 | 91,438,872 | -0.16 | 167,127,727 | 189,018,028 | 13.1 |
| CANADA | 6,866,187 | 6,688,201 | -2.59 | 9,919,358 | 11,576,418 | 16.71 |
| MEXICO | 680,481 | 1,124,689 | 65.28 | 1,300,908 | 2,749,140 | 111.32 |
| GUATEMALA | 8,187 | 9,698 | 18.46 | 15,816 | 24,979 | 57.94 |
| HONDURAS | 9,770 | 10,990 | 12.49 | 9,145 | 4,225 | -53.8 |
| NICARAGUA | 0 | 2,633 | - | 0 | 1,520 | - |
| PANAMA | 44,952 | 98,818 | 119.83 | 107,881 | 80,486 | -25.39 |
| CUBA | 3,322 | 4,909 | 47.77 | 3,167 | 2,319 | -26.78 |
| CURACAO | 327,855 | 0 | -100 | 54,022 | 0 | -100 |
| SURINAME | 762 | 1,167 | 53.15 | 576 | 5,653 | 881.42 |
| CHILE | 277,983 | 311,740 | 12.14 | 519,834 | 594,550 | 14.37 |
| VENEZUELA | 174,222 | 152,437 | -12.5 | 399,301 | 212,900 | -46.68 |
| ARGENTINA | 65,650 | 131,900 | 100.91 | 122,982 | 206,404 | 67.83 |
| BRAZIL | 419,141 | 351,284 | -16.19 | 566,437 | 565,208 | -0.22 |
| COLOMBIA | 99,971 | 169,932 | 69.98 | 132,510 | 296,194 | 123.53 |
| BOLIVIA | 0 | 124 | - | 0 | 282 | - |
| URUGUAY | 25,784 | 21,840 | -15.3 | 69,521 | 52,196 | -24.92 |
| PARAGUAY | 11,818 | 0 | -100 | 21,555 | 0 | -100 |
| ECUADOR | 12,012 | 9,353 | -22.14 | 17,958 | 8,356 | -53.47 |
| PERU | 5,843 | 7,301 | 24.95 | 11,022 | 28,440 | 158.03 |
| GUYANA | 1,956 | 0 | -100 | 1,020 | 0 | -100 |
| TRINIDAD AND TOBAGO | 4,161 | 1,840 | -55.78 | 3,372 | 2,285 | -32.24 |
| BAHAMAS | 37,937 | 29,463 | -22.34 | 34,817 | 44,483 | 27.76 |
| JAMAICA | 91,055 | 120,874 | 32.75 | 236,739 | 252,165 | 6.52 |
| PUERTO RICO | 94,240 | 185,598 | 96.94 | 215,216 | 366,761 | 70.42 |
| BELIZE | 0 | 13,314 | - | 0 | 34,672 | - |
| DOMINICAN REPUBLIC | 190,620 | 172,684 | -9.41 | 323,384 | 221,049 | -31.65 |
| EL SALVADOR | 5,450 | 8,723 | 60.06 | 5,647 | 16,722 | 196.12 |
| COSTA RICA | 105,081 | 158,586 | 50.92 | 175,923 | 165,931 | -5.68 |
| HAITI | 1,436 | 839 | -41.57 | 1,735 | 570 | -67.15 |
| BARBADOS | 17,479 | 16,227 | -7.16 | 15,954 | 17,234 | 8.02 |
| ANTIGUA AND BARBUDA | 5,706 | 115,739 | 1928.37 | 12,059 | 316,749 | 2526.66 |
| ANGUILLA | 11,488 | 2,141 | -81.36 | 38,548 | 1,646 | -95.73 |
| ARUBA | 14,607 | 18,298 | 25.27 | 24,172 | 28,808 | 19.18 |
| BERMUDA | 5,992 | 4,794 | -19.99 | 36,848 | 32,240 | -12.51 |
| CAYMAN ISLANDS | 11,461 | 42 | -99.63 | 12,609 | 235 | -98.14 |
| DOMINICA | 4,101 | 0 | -100 | 4,732 | 0 | -100 |
| FALKLAND ISLANDS (MALVINAS) | 0 | 14,508 | - | 0 | 16,646 | - |
| FRENCH GUIANA | 6,207 | 25,572 | 311.99 | 9,904 | 44,163 | 345.91 |
| FRENCH POLYNESIA | 726,653 | 683,590 | -5.93 | 680,338 | 710,401 | 4.42 |
| GRENADA | 23,454 | 4,386 | -81.3 | 22,976 | 5,617 | -75.55 |
| MARTINIQUE | 38,778 | 21,586 | -44.33 | 50,653 | 65,998 | 30.29 |
| NETHERLANDS ANTILLES | 79,743 | 103,950 | 30.36 | 90,824 | 166,238 | 83.03 |
| NORFOLK ISLANDS | 0 | 3,049 | - | 0 | 4,229 | - |
| SAINT LUCIA | 73,125 | 43,954 | -39.89 | 152,364 | 92,293 | -39.43 |
| TURKS AND CAICOS ISLANDS | 636,172 | 583,545 | -8.27 | 594,670 | 541,950 | -8.87 |
| GAUPELOUPE | 113,958 | 113,745 | -0.19 | 230,794 | 195,109 | -15.46 |

TABEL 5. PERKEMBANGAN EKSPOR INDONESIA MENURUT KOMODITI DAN NEGARA TUJUAN

| JENIS BARANG | BERAT BERSIH (KG) | | PERUB | NILAI FOB (US \$) | | PERUB |
|------------------------|--------------------|-------------------|--------------|--------------------|--------------------|-------------|
| | JAN-SEP 2005 | JAN-SEP 2006 | % | JAN-SEP 2005 | JAN-SEP 2006 | % |
| (1) | (2) | (3) | (4) | (5) | (6) | (7) |
| SAINT KITTS AND NEVIS | 3,111 | 7,854 | 152.46 | 9,959 | 12,611 | 26.63 |
| UNITED KINGDOM | 35,926,758 | 33,293,724 | -7.33 | 51,888,571 | 53,605,463 | 3.31 |
| NETHERLANDS | 78,360,217 | 81,740,104 | 4.31 | 75,361,162 | 92,666,959 | 22.96 |
| FRANCE | 20,575,691 | 19,995,832 | -2.82 | 25,635,478 | 27,518,655 | 7.35 |
| GERMANY, FED. REP. OF | 47,088,356 | 50,392,953 | 7.02 | 48,634,768 | 58,987,447 | 21.29 |
| AUSTRIA | 126,740 | 276,456 | 118.13 | 285,204 | 767,153 | 168.98 |
| BELGIUM | 42,724,092 | 37,479,972 | -12.27 | 34,793,411 | 36,349,486 | 4.47 |
| SWITZERLAND | 565,003 | 399,147 | -29.35 | 623,102 | 652,076 | 4.65 |
| LUXEMBOURG | 100 | 383 | 283 | 480 | 1,705 | 255.21 |
| MONACO | 225 | 0 | -100 | 240 | 0 | -100 |
| DENMARK | 8,438,739 | 8,735,536 | 3.52 | 10,999,439 | 12,992,419 | 18.12 |
| NORWAY | 5,728,941 | 4,645,851 | -18.91 | 9,573,094 | 9,126,241 | -4.67 |
| SWEDEN | 2,646,091 | 1,913,042 | -27.7 | 4,394,130 | 3,143,778 | -28.46 |
| FINLAND | 2,326,822 | 1,984,513 | -14.71 | 3,629,448 | 2,924,754 | -19.42 |
| IRELAND | 3,507,886 | 3,005,414 | -14.32 | 5,474,497 | 6,096,142 | 11.36 |
| ITALY | 18,976,871 | 15,954,675 | -15.93 | 29,896,111 | 27,261,638 | -8.81 |
| SPAIN | 7,332,425 | 7,402,090 | 0.95 | 11,658,107 | 13,151,403 | 12.81 |
| PORTUGAL | 3,520,303 | 2,164,061 | -38.53 | 6,080,150 | 3,951,191 | -35.01 |
| ICELAND | 52,051 | 24,588 | -52.76 | 85,528 | 29,281 | -65.76 |
| MONTserrat | 0 | 7,425 | - | 0 | 28,463 | - |
| GREECE | 2,494,513 | 1,838,498 | -26.3 | 3,018,289 | 2,537,387 | -15.93 |
| HUNGARY | 160,767 | 226,432 | 40.84 | 252,529 | 322,841 | 27.84 |
| POLAND | 5,593,378 | 6,670,724 | 19.26 | 4,971,393 | 6,851,898 | 37.83 |
| ROMANIA | 33,879 | 60,479 | 78.51 | 35,645 | 69,306 | 94.43 |
| BULGARIA | 105,923 | 204,044 | 92.63 | 195,315 | 282,384 | 44.58 |
| YUGOSLAVIA | 80,864 | 45,816 | -43.34 | 84,629 | 74,552 | -11.91 |
| ALBANIA | 18,510 | 3,584 | -80.64 | 35,711 | 3,010 | -91.57 |
| AZERBAIJAN | 85,645 | 0 | -100 | 76,965 | 0 | -100 |
| BELARUS | 7,916 | 0 | -100 | 3,905 | 0 | -100 |
| KAZAKHSTAN | 86,326 | 235,819 | 173.17 | 89,381 | 242,352 | 171.14 |
| MOLDOVA, REPUBLIC OF | 0 | 5,624 | - | 0 | 4,194 | - |
| TAJIKISTAN | 0 | 16,675 | - | 0 | 10,661 | - |
| UKRAINE | 535,167 | 683,894 | 27.79 | 588,384 | 910,825 | 54.8 |
| UZBEKISTAN | 1 | 0 | -100 | 5 | 0 | -100 |
| LITHUANIA | 732,799 | 642,654 | -12.3 | 773,563 | 766,909 | -0.86 |
| LATVIA | 232,226 | 476,431 | 105.16 | 244,555 | 565,468 | 131.22 |
| ESTONIA | 17,945 | 85,683 | 377.48 | 23,778 | 111,872 | 370.49 |
| GEORGIA | 34,988 | 735 | -97.9 | 87,708 | 3,470 | -96.04 |
| CROATIA | 455,924 | 552,518 | 21.19 | 611,641 | 768,835 | 25.7 |
| BOSNIA AND HERZEGOVINA | 35,925 | 0 | -100 | 19,121 | 0 | -100 |
| MALTA | 62,850 | 34,952 | -44.39 | 97,707 | 52,769 | -45.99 |
| SLOVAKIA | 50,954 | 52,795 | 3.61 | 71,189 | 63,534 | -10.75 |
| SLOVENIA | 208,194 | 270,837 | 30.09 | 272,418 | 406,213 | 49.11 |
| CZECH REPUBLIC | 382,845 | 266,323 | -30.44 | 584,567 | 459,156 | -21.45 |
| RUSSIA FEDERATION | 1,771,450 | 1,453,448 | -17.95 | 2,373,679 | 2,070,375 | -12.78 |
| -TIMAH | 107,032,210 | 98,136,824 | -8.31 | 696,485,388 | 716,234,689 | 2.84 |
| JAPAN | 818,349 | 9,298,172 | 1036.21 | 5,922,258 | 64,071,670 | 981.88 |
| HONG KONG | 1,652,431 | 2,143,412 | 29.71 | 10,907,514 | 16,102,256 | 47.63 |
| KOREA, REPUBLIC OF | 661,129 | 489,940 | -25.89 | 1,193,560 | 3,659,176 | 206.58 |
| TAIWAN | 306,552 | 3,262,548 | 964.27 | 2,227,272 | 18,812,838 | 744.66 |
| CHINA | 3,726,455 | 985,844 | -73.54 | 24,779,749 | 7,111,755 | -71.3 |
| THAILAND | 10,169,121 | 12,876,220 | 26.62 | 58,861,442 | 88,014,401 | 49.53 |
| SINGAPORE | 76,739,154 | 61,883,257 | -19.36 | 526,099,015 | 472,158,251 | -10.25 |
| PHILIPPINES | 157,762 | 37,315 | -76.35 | 1,026,012 | 271,785 | -73.51 |
| MALAYSIA | 7,085,929 | 4,228,629 | -40.32 | 41,565,455 | 27,549,262 | -33.72 |
| VIET NAM | 339,727 | 958,659 | 182.19 | 2,357,359 | 7,118,712 | 201.98 |
| INDIA | 342,689 | 327,532 | -4.42 | 944,646 | 2,350,543 | 148.83 |
| PAKISTAN | 1,980,065 | 7,717 | -99.61 | 183,828 | 57,600 | -68.67 |
| BANGLADESH | 0 | 217,800 | - | 0 | 33,759 | - |
| UNITED ARAB EMIRATES | 1,069 | 619 | -42.1 | 3,613 | 4,550 | 25.93 |
| AUSTRALIA | 75,063 | 95,520 | 27.25 | 226,328 | 400,810 | 77.09 |
| UNITED STATES | 742,253 | 901,168 | 21.41 | 4,974,916 | 6,234,694 | 25.32 |
| CANADA | 298 | 0 | -100 | 2,112 | 0 | -100 |
| EL SALVADOR | 0 | 100,000 | - | 0 | 650,000 | - |
| UNITED KINGDOM | 42,000 | 0 | -100 | 294,000 | 0 | -100 |
| NETHERLANDS | 1,900,455 | 50,681 | -97.33 | 13,540,385 | 299,526 | -97.79 |
| FRANCE | 1,951 | 0 | -100 | 62,503 | 0 | -100 |
| GERMANY, FED. REP. OF | 121,979 | 106,508 | -12.68 | 152,263 | 222,607 | 46.2 |
| BELGIUM | 87,779 | 0 | -100 | 713,158 | 0 | -100 |
| SWITZERLAND | 0 | 140,000 | - | 0 | 910,000 | - |
| ITALY | 0 | 25,283 | - | 0 | 200,494 | - |
| TURKMENISTAN | 80,000 | 0 | -100 | 448,000 | 0 | -100 |

TABEL 5. PERKEMBANGAN EKSPOR INDONESIA MENURUT KOMODITI DAN NEGARA TUJUAN

| JENIS BARANG | BERAT BERSIH (KG) | | PERUB | NILAI FOB (US \$) | | PERUB |
|----------------------------|--------------------|--------------------|--------------|--------------------|--------------------|--------------|
| | JAN-SEP 2005 | JAN-SEP 2006 | % | JAN-SEP 2005 | JAN-SEP 2006 | % |
| (1) | (2) | (3) | (4) | (5) | (6) | (7) |
| -ALUMINIUM | 209,154,955 | 234,299,944 | 12.02 | 460,079,064 | 628,323,303 | 36.57 |
| JAPAN | 118,111,937 | 136,235,701 | 15.34 | 220,851,930 | 323,932,007 | 46.67 |
| HONG KONG | 1,839,428 | 2,239,456 | 21.75 | 3,920,481 | 6,342,045 | 61.77 |
| KOREA, REPUBLIC OF | 5,927,318 | 4,568,549 | -22.92 | 9,773,018 | 8,568,098 | -12.33 |
| TAIWAN | 2,185,071 | 4,208,342 | 92.6 | 6,285,292 | 12,183,842 | 93.85 |
| CHINA | 4,992,963 | 2,794,686 | -44.03 | 9,021,214 | 6,838,338 | -24.2 |
| MACAU | 0 | 544 | - | 0 | 9,713 | - |
| PAPUA NEW GUINEA | 401,508 | 515,101 | 28.29 | 1,393,848 | 1,784,566 | 28.03 |
| THAILAND | 3,899,587 | 7,058,404 | 81 | 13,042,683 | 24,033,138 | 84.27 |
| SINGAPORE | 11,947,877 | 8,934,192 | -25.22 | 29,373,405 | 27,021,398 | -8.01 |
| PHILIPPINES | 8,603,666 | 7,321,706 | -14.9 | 23,859,770 | 22,847,916 | -4.24 |
| MALAYSIA | 12,665,846 | 12,315,094 | -2.77 | 31,461,194 | 35,553,300 | 13.01 |
| MYANMAR (FORM. BURMA) | 112,885 | 39,064 | -65.39 | 413,960 | 180,496 | -56.4 |
| BRUNEI DARUSSALAM | 103,658 | 152,011 | 46.65 | 426,175 | 461,405 | 8.27 |
| NEPAL | 837,130 | 172,556 | -79.39 | 1,663,195 | 494,878 | -70.25 |
| VIET NAM | 676,845 | 881,194 | 30.19 | 2,022,280 | 4,079,788 | 101.74 |
| MALDIVES | 25,274 | 8,180 | -67.63 | 49,915 | 34,426 | -31.03 |
| INDIA | 722,722 | 890,680 | 23.24 | 2,364,233 | 3,309,744 | 39.99 |
| PAKISTAN | 191,951 | 76,738 | -60.02 | 498,469 | 260,123 | -47.82 |
| BANGLADESH | 627,337 | 168,032 | -73.22 | 1,730,941 | 689,565 | -60.16 |
| SRI LANKA | 82,362 | 201,465 | 144.61 | 259,074 | 579,751 | 123.78 |
| IRAN (ISLAMIC REPUBLIC OF) | 136,606 | 18,582 | -86.4 | 337,365 | 57,103 | -83.07 |
| SAUDI ARABIA | 88,533 | 442,187 | 399.46 | 167,654 | 1,352,957 | 706.99 |
| KUWAIT | 8,076 | 26,478 | 227.86 | 39,428 | 49,218 | 24.83 |
| LEBANON | 13,573 | 0 | -100 | 18,954 | 0 | -100 |
| YEMEN | 482,400 | 0 | -100 | 1,093,271 | 0 | -100 |
| OMAN | 60 | 0 | -100 | 136 | 0 | -100 |
| TURKEY | 34,855 | 32,420 | -6.99 | 125,314 | 131,535 | 4.96 |
| UNITED ARAB EMIRATES | 396,499 | 265,056 | -33.15 | 1,441,083 | 1,121,051 | -22.21 |
| QATAR | 364 | 79,579 | 21762.36 | 6,834 | 278,836 | 3980.13 |
| CYPRUS | 1,974 | 67,764 | 3332.83 | 3,016 | 119,015 | 3846.12 |
| EGYPT | 190 | 0 | -100 | 124 | 0 | -100 |
| LIBYAN ARAB JAMAHIRIYA | 6,553 | 0 | -100 | 37,500 | 0 | -100 |
| MOROCCO | 71,267 | 51,078 | -28.33 | 316,416 | 176,532 | -44.21 |
| TUNISIA | 8,926 | 8,926 | 0 | 32,352 | 32,352 | 0 |
| SUDAN | 373,876 | 974,523 | 160.65 | 1,098,017 | 3,194,809 | 190.96 |
| ETHIOPIA | 1,815,243 | 5,578,398 | 207.31 | 4,908,294 | 15,519,894 | 216.2 |
| MADAGASCAR | 9,680 | 18,680 | 92.98 | 48,612 | 59,009 | 21.39 |
| REUNION | 32,276 | 16,308 | -49.47 | 116,575 | 46,629 | -60 |
| TOGO | 0 | 24,888 | - | 0 | 71,014 | - |
| GHANA | 4,637 | 496 | -89.3 | 11,869 | 4,060 | -65.79 |
| GUINEA | 11,999 | 0 | -100 | 27,480 | 0 | -100 |
| NIGERIA | 5,850 | 2,419 | -58.65 | 8,775 | 7,485 | -14.7 |
| COTE D'IVOIRE | 0 | 114,672 | - | 0 | 581,667 | - |
| SENEGAL | 23 | 27,809 | 120808.7 | 40 | 86,668 | 216570 |
| MALI | 23,171 | 0 | -100 | 69,159 | 0 | -100 |
| GUINEA BISSAU | 0 | 86 | - | 0 | 327 | - |
| U.S. VIRGIN ISLANDS | 119 | 0 | -100 | 278 | 0 | -100 |
| SEYCHELLES | 0 | 16,923 | - | 0 | 72,464 | - |
| SOUTH AFRICA | 124,296 | 102,900 | -17.21 | 470,413 | 375,632 | -20.15 |
| MAURITIUS | 500,176 | 536,482 | 7.26 | 1,546,530 | 1,553,585 | 0.46 |
| AUSTRALIA | 3,263,964 | 2,932,782 | -10.15 | 9,294,424 | 8,610,329 | -7.36 |
| NEW ZEALAND | 597,828 | 367,265 | -38.57 | 1,585,134 | 1,267,727 | -20.02 |
| PALAU | 0 | 1 | - | 0 | 12 | - |
| NEW CALEDONIA | 7,581 | 290,133 | 3727.11 | 43,402 | 787,167 | 1713.67 |
| VANUATU | 1,371 | 305 | -77.75 | 1,129 | 352 | -68.82 |
| FIJI | 78,323 | 122,490 | 56.39 | 153,409 | 309,576 | 101.8 |
| MARSHALL ISLANDS | 9,778 | 0 | -100 | 115,861 | 0 | -100 |
| SOLOMON ISLANDS | 219 | 495 | 126.03 | 395 | 351 | -11.14 |
| CHRISTMAS ISLANDS | 400 | 0 | -100 | 871 | 0 | -100 |
| EAST TIMOR | 6,284 | 813 | -87.06 | 5,142 | 1,168 | -77.29 |
| UNITED STATES | 24,047,875 | 28,834,563 | 19.9 | 67,040,079 | 96,072,892 | 43.31 |
| CANADA | 1,539,625 | 1,819,941 | 18.21 | 4,698,342 | 6,019,260 | 28.11 |
| MEXICO | 853 | 2,028 | 137.75 | 5,561 | 20,826 | 274.5 |
| CHILE | 31,340 | 47,228 | 50.7 | 175,995 | 244,917 | 39.16 |
| VENEZUELA | 0 | 13 | - | 0 | 22 | - |
| ARGENTINA | 0 | 501 | - | 0 | 6,113 | - |
| BRAZIL | 16,835 | 4,459 | -73.51 | 41,206 | 22,389 | -45.67 |
| COLOMBIA | 33,293 | 17,665 | -46.94 | 100,643 | 55,115 | -45.24 |
| URUGUAY | 102 | 35 | -65.69 | 108 | 48 | -55.56 |
| PERU | 0 | 940 | - | 0 | 7,748 | - |
| BAHAMAS | 2,600 | 0 | -100 | 11,908 | 0 | -100 |

TABEL 5. PERKEMBANGAN EKSPOR INDONESIA MENURUT KOMODITI DAN NEGARA TUJUAN

| JENIS BARANG | BERAT BERSIH (KG) | | PERUB | NILAI FOB (US \$) | | PERUB |
|------------------------------|----------------------|----------------------|---------------|--------------------|----------------------|--------------|
| | JAN-SEP 2005 | JAN-SEP 2006 | % | JAN-SEP 2005 | JAN-SEP 2006 | % |
| (1) | (2) | (3) | (4) | (5) | (6) | (7) |
| JAMAICA | 8 | 0 | -100 | 27 | 0 | -100 |
| PUERTO RICO | 0 | 85,008 | - | 0 | 255,366 | - |
| DOMINICAN REPUBLIC | 0 | 8,938 | - | 0 | 33,258 | - |
| EL SALVADOR | 0 | 12,889 | - | 0 | 40,168 | - |
| COSTA RICA | 87 | 9 | -89.66 | 89 | 2 | -97.75 |
| HAITI | 24,256 | 63,897 | 163.43 | 70,900 | 334,904 | 372.36 |
| ANTIGUA AND BARBUDA | 0 | 8 | - | 0 | 159 | - |
| FRENCH POLYNESIA | 1,291 | 136 | -89.47 | 826 | 993 | 20.22 |
| SAINT LUCIA | 0 | 1 | - | 0 | 8 | - |
| GUADELOUPE | 188 | 5,234 | 2684.04 | 502 | 12,360 | 2362.15 |
| UNITED KINGDOM | 465,820 | 744,962 | 59.92 | 2,605,860 | 3,517,588 | 34.99 |
| NETHERLANDS | 135,303 | 134,099 | -0.89 | 529,814 | 735,024 | 38.73 |
| FRANCE | 112,676 | 221,699 | 96.76 | 674,736 | 1,288,164 | 90.91 |
| GERMANY, FED. REP. OF | 99,119 | 38,516 | -61.14 | 391,059 | 167,241 | -57.23 |
| AUSTRIA | 1,628 | 1,203 | -26.11 | 9,392 | 7,550 | -19.61 |
| BELGIUM | 77,799 | 326,891 | 320.17 | 291,546 | 994,865 | 241.24 |
| SWITZERLAND | 108,778 | 9,201 | -91.54 | 187,773 | 16,623 | -91.15 |
| DENMARK | 12 | 6,564 | 54600 | 331 | 61,710 | 18543.5 |
| SWEDEN | 24,908 | 17,489 | -29.79 | 87,057 | 69,517 | -20.15 |
| FINLAND | 877 | 16,925 | 1829.87 | 15,055 | 102,126 | 578.35 |
| IRELAND | 38 | 662 | 1642.11 | 112 | 3,673 | 3179.46 |
| ITALY | 253,009 | 160,443 | -36.59 | 857,867 | 904,108 | 5.39 |
| SPAIN | 54,300 | 52,018 | -4.2 | 232,180 | 255,863 | 10.2 |
| PORTUGAL | 3,137 | 2,728 | -13.04 | 11,939 | 14,412 | 20.71 |
| GREECE | 18,703 | 7,807 | -58.26 | 98,750 | 24,258 | -75.43 |
| HUNGARY | 9,482 | 1,785 | -81.17 | 71,912 | 58,543 | -18.59 |
| POLAND | 7,253 | 0 | -100 | 267,452 | 0 | -100 |
| ROMANIA | 236 | 2,263 | 858.9 | 507 | 12,900 | 2444.38 |
| BULGARIA | 0 | 2,481 | - | 0 | 13,008 | - |
| YUGOSLAVIA | 0 | 1 | - | 0 | 1 | - |
| UKRAINE | 1,048 | 0 | -100 | 16,586 | 0 | -100 |
| LITHUANIA | 96 | 0 | -100 | 518 | 0 | -100 |
| CROATIA | 10,045 | 13,729 | 36.67 | 46,099 | 62,001 | 34.5 |
| MALTA | 0 | 2,332 | - | 0 | 13,014 | - |
| SLOVENIA | 0 | 10,601 | - | 0 | 37,494 | - |
| CZECH REPUBLIC | 0 | 19,375 | - | 0 | 88,664 | - |
| RUSSIA FEDERATION | 0 | 700,044 | - | 0 | 1,675,347 | - |
| -NIKEL | 74,971,361 | 62,188,566 | -17.05 | 704,611,388 | 715,801,568 | 1.59 |
| JAPAN | 74,485,716 | 62,031,536 | -16.72 | 703,556,350 | 714,521,116 | 1.56 |
| HONG KONG | 29,831 | 0 | -100 | 43,702 | 0 | -100 |
| KOREA, REPUBLIC OF | 0 | 60 | - | 0 | 200 | - |
| TAIWAN | 15,440 | 0 | -100 | 30,880 | 0 | -100 |
| CHINA | 50,167 | 40,910 | -18.45 | 117,528 | 156,865 | 33.47 |
| THAILAND | 3,075 | 0 | -100 | 14,256 | 0 | -100 |
| SINGAPORE | 180,190 | 72,348 | -59.85 | 600,010 | 700,897 | 16.81 |
| MALAYSIA | 0 | 357 | - | 0 | 6,628 | - |
| VIET NAM | 0 | 213 | - | 0 | 4,601 | - |
| INDIA | 21,380 | 3,895 | -81.78 | 42,760 | 9,697 | -77.32 |
| PAKISTAN | 519 | 2,201 | 324.08 | 12,780 | 94,315 | 637.99 |
| SAUDI ARABIA | 0 | 75 | - | 0 | 20 | - |
| AUSTRALIA | 135,158 | 132 | -99.9 | 109,265 | 330 | -99.7 |
| UNITED STATES | 0 | 17,958 | - | 0 | 99,650 | - |
| CANADA | 0 | 11,454 | - | 0 | 58,560 | - |
| FRENCH POLYNESIA | 68 | 0 | -100 | 68 | 0 | -100 |
| UNITED KINGDOM | 5,048 | 1 | -99.98 | 23,254 | 15 | -99.94 |
| NETHERLANDS | 37,837 | 7,418 | -80.39 | 38,790 | 144,475 | 272.45 |
| GERMANY, FED. REP. OF | 0 | 8 | - | 0 | 4,199 | - |
| BELGIUM | 6,751 | 0 | -100 | 21,477 | 0 | -100 |
| SWITZERLAND | 181 | 0 | -100 | 268 | 0 | -100 |
| -BESI/BAJA | 1,063,109,298 | 1,754,076,188 | 64.99 | 979,828,630 | 1,501,613,503 | 53.25 |
| JAPAN | 71,580,001 | 69,195,282 | -3.33 | 95,270,155 | 91,891,859 | -3.55 |
| HONG KONG | 8,828,724 | 11,084,548 | 25.55 | 10,569,824 | 18,768,747 | 77.57 |
| KOREA, DEMOCRATIC PEOPLE'S R | 3,308 | 0 | -100 | 25,700 | 0 | -100 |
| KOREA, REPUBLIC OF | 35,665,901 | 39,449,494 | 10.61 | 39,794,545 | 90,774,789 | 128.11 |
| TAIWAN | 46,205,735 | 56,787,448 | 22.9 | 30,936,541 | 57,714,938 | 86.56 |
| CHINA | 60,423,125 | 120,691,893 | 99.74 | 57,766,658 | 59,400,692 | 2.83 |
| MACAU | 318 | 50 | -84.28 | 4,011 | 32 | -99.2 |
| PAPUA NEW GUINEA | 6,111,021 | 3,691,813 | -39.59 | 7,810,049 | 4,915,632 | -37.06 |
| THAILAND | 35,834,573 | 37,362,097 | 4.26 | 40,188,622 | 42,350,451 | 5.38 |
| SINGAPORE | 167,822,703 | 296,382,032 | 76.6 | 168,663,918 | 273,598,536 | 62.22 |
| PHILIPPINES | 16,514,835 | 67,245,085 | 307.18 | 16,771,247 | 29,667,483 | 76.89 |

TABEL 5. PERKEMBANGAN EKSPOR INDONESIA MENURUT KOMODITI DAN NEGARA TUJUAN

| JENIS BARANG | BERAT BERSIH (KG) | | PERUB | NILAI FOB (US \$) | | PERUB |
|-------------------------------|-------------------|--------------|----------|-------------------|--------------|-----------|
| | JAN-SEP 2005 | JAN-SEP 2006 | % | JAN-SEP 2005 | JAN-SEP 2006 | % |
| | (1) | (2) | (3) | (4) | (5) | (6) |
| MALAYSIA | 111,825,435 | 141,411,541 | 26.46 | 71,588,093 | 87,215,078 | 21.83 |
| MYANMAR (FORM. BURMA) | 1,236,240 | 3,403,983 | 175.35 | 1,592,253 | 3,698,468 | 132.28 |
| CAMBODIA | 6,781,530 | 5,001,378 | -26.25 | 2,865,666 | 2,294,652 | -19.93 |
| BRUNEI DARUSSALAM | 386,018 | 705,873 | 82.86 | 487,104 | 1,283,098 | 163.41 |
| LAO PEOPLE'S DEMOCRATIC REPU | 20,423 | 0 | -100 | 84,980 | 0 | -100 |
| NEPAL | 2,894 | 0 | -100 | 657 | 0 | -100 |
| VIET NAM | 38,269,920 | 74,515,700 | 94.71 | 29,797,372 | 66,858,797 | 124.38 |
| MALDIVES | 182,523 | 222,391 | 21.84 | 474,617 | 421,376 | -11.22 |
| INDIA | 47,800,515 | 102,681,762 | 114.81 | 27,052,097 | 55,803,810 | 106.28 |
| PAKISTAN | 11,460,817 | 15,934,758 | 39.04 | 6,665,321 | 10,041,915 | 50.66 |
| BANGLADESH | 2,735,503 | 3,345,585 | 22.3 | 1,428,945 | 2,655,509 | 85.84 |
| SRI LANKA | 14,033,186 | 13,580,368 | -3.23 | 7,950,256 | 6,970,500 | -12.32 |
| IRAN (ISLAMIC REPUBLIC OF) | 22,770,368 | 43,581,038 | 91.39 | 15,772,033 | 27,516,885 | 74.47 |
| SAUDI ARABIA | 33,692,676 | 34,946,044 | 3.72 | 14,388,409 | 27,402,251 | 90.45 |
| KUWAIT | 10,183,107 | 11,620,383 | 14.11 | 5,074,666 | 7,672,688 | 51.2 |
| JORDAN | 24,219 | 600 | -97.52 | 72,840 | 763 | -98.95 |
| LEBANON | 2,493 | 25,725 | 931.89 | 9,331 | 58,231 | 524.06 |
| YEMEN | 1,065,653 | 1,347,135 | 26.41 | 1,407,172 | 2,117,967 | 50.51 |
| OMAN | 66,392 | 97,240 | 46.46 | 195,135 | 404,466 | 107.27 |
| SYRIA ARAB REPUBLIC | 0 | 1,729,260 | - | 0 | 3,582,952 | - |
| TURKEY | 1,423,173 | 1,258,830 | -11.55 | 1,995,290 | 1,775,827 | -11 |
| UNITED ARAB EMIRATES | 27,227,559 | 70,738,225 | 159.8 | 23,512,848 | 45,261,486 | 92.5 |
| QATAR | 9,129,859 | 17,819,028 | 95.17 | 15,180,508 | 30,297,087 | 99.58 |
| BAHRAIN | 42,516 | 7,208,704 | 16855.27 | 178,170 | 3,619,107 | 1931.27 |
| CYPRUS | 698,961 | 39,836 | -94.3 | 2,577,797 | 84,314 | -96.73 |
| EGYPT | 5,140,679 | 5,838,384 | 13.57 | 6,541,382 | 7,631,936 | 16.67 |
| LIBYAN ARAB JAMAHIRIYA | 21,692 | 471,117 | 2071.85 | 87,932 | 1,306,783 | 1386.13 |
| MOROCCO | 107,853 | 10,874 | -89.92 | 145,293 | 45,681 | -68.56 |
| TUNISIA | 1,115 | 0 | -100 | 2,031 | 0 | -100 |
| ALGERIA | 2,061 | 1,480,006 | 71710.09 | 17,007 | 4,018,939 | 23531.09 |
| SUDAN | 0 | 19,851 | - | 0 | 16,283 | - |
| ERITREA | 133,448 | 0 | -100 | 113,159 | 0 | -100 |
| ETHIOPIA | 262 | 0 | -100 | 410 | 0 | -100 |
| TANZANIA, UNITED REPUBLIC OF | 51,524 | 99,995 | 94.07 | 44,274 | 49,260 | 11.26 |
| MADAGASCAR | 204,102 | 1,086,573 | 432.37 | 137,646 | 732,006 | 431.8 |
| KENYA | 6,737 | 855,885 | 12604.25 | 31,453 | 998,720 | 3075.28 |
| REUNION | 10,020 | 16,259 | 62.27 | 20,240 | 34,448 | 70.2 |
| MOZAMBIQUE | 312,912 | 275 | -99.91 | 224,881 | 132 | -99.94 |
| TOGO | 4,958 | 12,742 | 157 | 5,540 | 46,794 | 744.66 |
| GHANA | 78,833 | 52,861 | -32.95 | 95,355 | 60,007 | -37.07 |
| GUINEA | 0 | 543,587 | - | 0 | 159,025 | - |
| ANGOLA | 382,740 | 209,563 | -45.25 | 568,079 | 837,731 | 47.47 |
| CONGO | 133,166 | 371,360 | 178.87 | 174,464 | 629,348 | 260.73 |
| CAMEROON | 39,507 | 32,612 | -17.45 | 75,701 | 62,040 | -18.05 |
| NIGERIA | 602,559 | 1,740,012 | 188.77 | 1,084,176 | 2,497,148 | 130.33 |
| GABON | 24 | 14,973 | 62287.5 | 23 | 29,099 | 126417.39 |
| COTE D'IVOIRE | 699 | 29,949 | 4184.55 | 1,150 | 48,963 | 4157.65 |
| SENEGAL | 0 | 2,737 | - | 0 | 3,961 | - |
| MAURITANIA | 417,459 | 48,151 | -88.47 | 977,540 | 67,472 | -93.1 |
| BENIN | 0 | 62,727 | - | 0 | 119,686 | - |
| GAMBIA | 13,898 | 0 | -100 | 23,660 | 0 | -100 |
| U.S. VIRGIN ISLANDS | 139 | 244 | 75.54 | 256 | 837 | 226.95 |
| SEYCHELLES | 1,095,613 | 1,562,806 | 42.64 | 770,513 | 1,342,379 | 74.22 |
| UGANDA | 140 | 19 | -86.43 | 320 | 171 | -46.56 |
| NIGER | 146,260 | 0 | -100 | 428,044 | 0 | -100 |
| DJIBOUTI | 0 | 4,355 | - | 0 | 3,685 | - |
| SAO TOME AND PRINCIPE | 1,940 | 0 | -100 | 383 | 0 | -100 |
| SOUTH AFRICA | 1,990,189 | 2,176,955 | 9.38 | 1,834,608 | 1,844,163 | 0.52 |
| ZIMBABWE | 0 | 40 | - | 0 | 150 | - |
| MALAWI | 1 | 0 | -100 | 55 | 0 | -100 |
| MAURITIUS | 3,666,853 | 3,323,306 | -9.37 | 5,228,826 | 4,819,613 | -7.83 |
| VIRGIN ISLANDS (BRITISH) | 135 | 0 | -100 | 808 | 0 | -100 |
| AUSTRALIA | 78,760,293 | 73,148,076 | -7.13 | 56,047,692 | 50,621,721 | -9.68 |
| NEW ZEALAND | 3,347,529 | 8,048,333 | 140.43 | 2,986,880 | 5,133,563 | 71.87 |
| MICRONESIA, FEDERATED STATES | 3,874 | 6 | -99.85 | 5,017 | 15 | -99.7 |
| GUAM | 9,539 | 25,391 | 166.18 | 4,595 | 9,751 | 112.21 |
| PALAU | 5,824 | 2 | -99.97 | 4,587 | 72 | -98.43 |
| NEW CALEDONIA | 25,223 | 42,008 | 66.55 | 52,012 | 55,541 | 6.78 |
| NORTHERN MARIANA ISLANDS | 780 | 355 | -54.49 | 2,394 | 887 | -62.95 |
| SAINT VINCENT AND THE GRENADI | 482 | 302 | -37.34 | 306 | 340 | 11.11 |
| VANUATU | 1,306 | 7,819 | 498.7 | 1,238 | 7,085 | 472.29 |
| WALLIS AND FUTUNA ISLANDS | 2,019 | 308 | -84.74 | 2,142 | 404 | -81.14 |
| COOK ISLANDS | 1,023 | 792 | -22.58 | 709 | 6,614 | 832.86 |

TABEL 5. PERKEMBANGAN EKSPOR INDONESIA MENURUT KOMODITI DAN NEGARA TUJUAN

| JENIS BARANG | BERAT BERSIH (KG) | | PERUB | NILAI FOB (US \$) | | PERUB |
|-----------------------------|-------------------|--------------|----------|-------------------|--------------|----------|
| | JAN-SEP 2005 | JAN-SEP 2006 | % | JAN-SEP 2005 | JAN-SEP 2006 | % |
| (1) | (2) | (3) | (4) | (5) | (6) | (7) |
| FIJI | 345,463 | 88,278 | -74.45 | 288,788 | 79,800 | -72.37 |
| MARSHALL ISLANDS | 0 | 2,873 | - | 0 | 7,020 | - |
| SAMOA | 247 | 0 | -100 | 4,675 | 0 | -100 |
| SOLOMON ISLANDS | 23,523 | 14,690 | -37.55 | 11,891 | 17,875 | 50.32 |
| TONGA | 1,973 | 0 | -100 | 1,267 | 0 | -100 |
| CHRISTMAS ISLANDS | 25,418 | 200 | -99.21 | 34,504 | 200 | -99.42 |
| EAST TIMOR | 1,742,140 | 570,971 | -67.23 | 1,042,517 | 391,338 | -62.46 |
| UNITED STATES | 28,078,058 | 76,709,299 | 173.2 | 54,989,402 | 91,785,299 | 66.91 |
| CANADA | 2,732,643 | 41,474,720 | 1417.75 | 5,165,797 | 25,632,053 | 396.19 |
| MEXICO | 142,324 | 136,420 | -4.15 | 260,458 | 406,816 | 56.19 |
| GUATEMALA | 153,619 | 133,482 | -13.11 | 287,040 | 281,191 | -2.04 |
| HONDURAS | 13 | 0 | -100 | 23 | 0 | -100 |
| NICARAGUA | 0 | 597 | - | 0 | 258 | - |
| PANAMA | 6,623 | 4,933 | -25.52 | 13,749 | 29,496 | 114.53 |
| CUBA | 117 | 73,700 | 62891.45 | 79 | 70,000 | 88507.59 |
| SURINAME | 3,876 | 27,651 | 613.39 | 16,689 | 44,379 | 165.92 |
| CHILE | 17,610 | 32,463 | 84.34 | 49,418 | 186,129 | 276.64 |
| VENEZUELA | 386,482 | 87,898 | -77.26 | 779,878 | 218,537 | -71.98 |
| ARGENTINA | 133,959 | 241,886 | 80.57 | 556,290 | 1,201,200 | 115.93 |
| BRAZIL | 916,945 | 352,971 | -61.51 | 972,321 | 1,588,875 | 63.41 |
| COLOMBIA | 4,350 | 2,230 | -48.74 | 16,577 | 3,336 | -79.88 |
| URUGUAY | 640 | 420 | -34.38 | 1,355 | 853 | -37.05 |
| ECUADOR | 4,681 | 10,283 | 119.68 | 21,640 | 29,559 | 36.59 |
| PERU | 14,819 | 51,160 | 245.23 | 50,721 | 155,395 | 206.37 |
| TRINIDAD AND TOBAGO | 38,610 | 0 | -100 | 163,536 | 0 | -100 |
| BAHAMAS | 1,962 | 0 | -100 | 2,229 | 0 | -100 |
| JAMAICA | 223 | 25,266 | 11230.04 | 515 | 20,539 | 3888.16 |
| PUERTO RICO | 1,047 | 300 | -71.35 | 2,510 | 761 | -69.68 |
| BELIZE | 0 | 1,467 | - | 0 | 1,544 | - |
| DOMINICAN REPUBLIC | 1,287 | 4,672 | 263.01 | 1,708 | 6,537 | 282.73 |
| EL SALVADOR | 26,588 | 0 | -100 | 69,204 | 0 | -100 |
| COSTA RICA | 28,932 | 8,276 | -71.39 | 151,281 | 6,768 | -95.53 |
| BARBADOS | 0 | 611 | - | 0 | 2,031 | - |
| ANTIGUA AND BARBUDA | 238 | 5,320 | 2135.29 | 1,380 | 2,378 | 72.32 |
| ANGUILLA | 367 | 2 | -99.46 | 913 | 60 | -93.43 |
| BERMUDA | 298 | 11 | -96.31 | 1,778 | 346 | -80.54 |
| CAYMAN ISLANDS | 297 | 2 | -99.33 | 350 | 6 | -98.29 |
| FALKLAND ISLANDS (MALVINAS) | 0 | 43 | - | 0 | 163 | - |
| FRENCH GUIANA | 0 | 671 | - | 0 | 779 | - |
| FRENCH POLYNESIA | 9,329 | 24,508 | 162.71 | 13,286 | 53,907 | 305.74 |
| GRENADA | 240 | 0 | -100 | 624 | 0 | -100 |
| MARTINIQUE | 4,356 | 721 | -83.45 | 4,657 | 1,875 | -59.74 |
| NETHERLANDS ANTILLES | 589 | 5,191 | 781.32 | 2,759 | 33,987 | 1131.86 |
| SAINT LUCIA | 625 | 817 | 30.72 | 1,317 | 636 | -51.71 |
| TURKS AND CAICOS ISLANDS | 99 | 412 | 316.16 | 40 | 1,267 | 3067.5 |
| GUADELOUPE | 3,984 | 1,972 | -50.5 | 9,072 | 2,784 | -69.31 |
| SAINT KITTS AND NEVIS | 0 | 174 | - | 0 | 291 | - |
| UNITED KINGDOM | 1,694,796 | 25,291,648 | 1392.31 | 4,634,377 | 17,400,120 | 275.46 |
| NETHERLANDS | 42,486,998 | 93,926,823 | 121.07 | 29,996,930 | 67,163,489 | 123.9 |
| FRANCE | 570,093 | 838,529 | 47.09 | 1,941,326 | 3,039,379 | 56.56 |
| GERMANY, FED. REP. OF | 21,878,230 | 17,189,044 | -21.43 | 19,096,211 | 13,856,577 | -27.44 |
| AUSTRIA | 126,624 | 1,196 | -99.06 | 127,178 | 3,015 | -97.63 |
| BELGIUM | 18,923,071 | 35,640,226 | 88.34 | 34,721,540 | 24,850,711 | -28.43 |
| SWITZERLAND | 5,747,034 | 13,515,741 | 135.18 | 3,795,260 | 55,412,603 | 1360.05 |
| LUXEMBOURG | 0 | 83 | - | 0 | 994 | - |
| MONACO | 68 | 0 | -100 | 73 | 0 | -100 |
| DENMARK | 6,323,902 | 11,358,741 | 79.62 | 3,198,125 | 5,895,532 | 84.34 |
| NORWAY | 14,753 | 190,202 | 1189.24 | 62,820 | 371,305 | 491.06 |
| SWEDEN | 152,735 | 55,686 | -63.54 | 394,089 | 175,245 | -55.53 |
| FINLAND | 29,396 | 32,889 | 11.88 | 125,382 | 148,260 | 18.25 |
| IRELAND | 7,709 | 2,960 | -61.6 | 20,448 | 3,623 | -82.28 |
| ITALY | 11,112,162 | 23,386,168 | 110.46 | 11,297,830 | 16,244,036 | 43.78 |
| SPAIN | 18,715,268 | 21,638,816 | 15.62 | 17,071,023 | 13,820,416 | -19.04 |
| PORTUGAL | 12,824,323 | 29,814,338 | 132.48 | 8,971,497 | 15,649,771 | 74.44 |
| ICELAND | 1,130 | 39,857 | 3427.17 | 1,408 | 254,642 | 17985.37 |
| GREECE | 83,527 | 105,541 | 26.36 | 268,316 | 174,601 | -34.93 |
| CZECHOSLOVAKIA | 39,431 | 0 | -100 | 24,618 | 0 | -100 |
| HUNGARY | 4,264 | 18,524 | 334.43 | 43,491 | 76,104 | 74.99 |
| POLAND | 6,626 | 4,965,890 | 74845.52 | 16,829 | 2,596,241 | 15327.19 |
| ROMANIA | 243 | 0 | -100 | 272 | 0 | -100 |
| BULGARIA | 67,003 | 1,972 | -97.06 | 50,916 | 4,418 | -91.32 |
| YUGOSLAVIA | 0 | 946 | - | 0 | 1,900 | - |
| AZERBAIJAN | 0 | 18,546 | - | 0 | 27,488 | - |

TABEL 5. PERKEMBANGAN EKSPOR INDONESIA MENURUT KOMODITI DAN NEGARA TUJUAN

| JENIS BARANG | BERAT BERSIH (KG) | | PERUB | NILAI FOB (US \$) | | PERUB |
|-------------------------------|--------------------|--------------------|-------------|--------------------|----------------------|--------------|
| | JAN-SEP 2005 | JAN-SEP 2006 | % | JAN-SEP 2005 | JAN-SEP 2006 | % |
| (1) | (2) | (3) | (4) | (5) | (6) | (7) |
| KAZAKHSTAN | 25,745 | 0 | -100 | 44,489 | 0 | -100 |
| TURKMENISTAN | 51,434 | 0 | -100 | 105,502 | 0 | -100 |
| UKRAINE | 8,898 | 11,786 | 32.46 | 30,833 | 46,262 | 50.04 |
| UZBEKISTAN | 120 | 0 | -100 | 1,010 | 0 | -100 |
| LITHUANIA | 792 | 88 | -88.89 | 3,670 | 300 | -91.83 |
| ESTONIA | 0 | 103,510 | - | 0 | 517,028 | - |
| GEORGIA | 0 | 67 | - | 0 | 322 | - |
| CROATIA | 341 | 126 | -63.05 | 666 | 461 | -30.78 |
| MALTA | 3,170 | 500,248 | 15680.69 | 2,687 | 300,441 | 11081.28 |
| SLOVAKIA | 45 | 3,063 | 6706.67 | 95 | 14,168 | 14813.68 |
| SLOVENIA | 18,695 | 11,265 | -39.74 | 27,793 | 35,825 | 28.9 |
| CZECH REPUBLIC | 557 | 12,859 | 2208.62 | 1,800 | 90,353 | 4919.61 |
| RUSSIA FEDERATION | 557,887 | 854,510 | 53.17 | 2,862,277 | 1,808,766 | -36.81 |
| -TEMBAGA | 234,480,314 | 240,993,426 | 2.78 | 894,432,252 | 1,546,124,155 | 72.86 |
| JAPAN | 6,969,540 | 18,727,195 | 168.7 | 149,124,008 | 195,523,530 | 31.11 |
| HONG KONG | 14,846,947 | 10,168,275 | -31.51 | 42,273,549 | 55,508,806 | 31.31 |
| KOREA, REPUBLIC OF | 2,774,873 | 5,483,020 | 97.6 | 7,217,733 | 121,832,020 | 1587.95 |
| TAIWAN | 20,523,736 | 21,392,347 | 4.23 | 68,233,417 | 125,533,044 | 83.98 |
| CHINA | 55,095,500 | 57,707,892 | 4.74 | 163,141,982 | 259,215,945 | 58.89 |
| PAPUA NEW GUINEA | 0 | 336 | - | 0 | 415 | - |
| THAILAND | 50,688,340 | 35,825,814 | -29.32 | 175,672,009 | 225,462,434 | 28.34 |
| SINGAPORE | 14,682,905 | 15,122,825 | 3 | 45,744,604 | 84,261,156 | 84.2 |
| PHILIPPINES | 13,612,456 | 16,059,563 | 17.98 | 50,842,579 | 102,942,771 | 102.47 |
| MALAYSIA | 49,058,363 | 51,738,050 | 5.46 | 169,469,401 | 320,857,445 | 89.33 |
| BRUNEI DARUSSALAM | 14,704 | 10,602 | -27.9 | 28,721 | 10,807 | -62.37 |
| VIET NAM | 4,027,244 | 6,437,938 | 59.86 | 13,660,874 | 41,653,278 | 204.91 |
| MALDIVES | 11,089 | 6,838 | -38.34 | 23,843 | 26,702 | 11.99 |
| INDIA | 584,099 | 239,922 | -58.92 | 2,041,829 | 1,645,981 | -19.39 |
| PAKISTAN | 59,989 | 0 | -100 | 230,975 | 0 | -100 |
| BANGLADESH | 62 | 160,751 | 259175.81 | 60 | 939,372 | 1565520 |
| SRI LANKA | 165 | 127 | -23.03 | 482 | 948 | 96.68 |
| SAUDI ARABIA | 0 | 3 | - | 0 | 674 | - |
| KUWAIT | 385 | 0 | -100 | 6,409 | 0 | -100 |
| JORDAN | 0 | 50 | - | 0 | 125 | - |
| LEBANON | 2,101 | 102 | -95.15 | 3,312 | 105 | -96.83 |
| TURKEY | 5,355 | 192 | -96.41 | 8,033 | 331 | -95.88 |
| UNITED ARAB EMIRATES | 22,491 | 6,848 | -69.55 | 201,482 | 35,992 | -82.14 |
| BAHRAIN | 0 | 11 | - | 0 | 33 | - |
| CYPRUS | 108 | 0 | -100 | 261 | 0 | -100 |
| EGYPT | 78 | 268 | 243.59 | 51 | 570 | 1017.65 |
| TUNISIA | 102 | 0 | -100 | 43 | 0 | -100 |
| NAMIBIA | 391 | 0 | -100 | 935 | 0 | -100 |
| MADAGASCAR | 159,937 | 325,036 | 103.23 | 149,635 | 143,160 | -4.33 |
| KENYA | 0 | 64 | - | 0 | 72 | - |
| REUNION | 11 | 0 | -100 | 13 | 0 | -100 |
| MOZAMBIQUE | 50,000 | 0 | -100 | 26,500 | 0 | -100 |
| ANGOLA | 1,781 | 0 | -100 | 3,500 | 0 | -100 |
| NIGERIA | 4,837 | 0 | -100 | 30,500 | 0 | -100 |
| MAURITANIA | 2,036 | 0 | -100 | 8,422 | 0 | -100 |
| U.S. VIRGIN ISLANDS | 3 | 0 | -100 | 6 | 0 | -100 |
| SEYCHELLES | 0 | 116 | - | 0 | 718 | - |
| SOUTH AFRICA | 29,135 | 4,200 | -85.58 | 147,334 | 5,432 | -96.31 |
| VIRGIN ISLANDS (BRITISH) | 0 | 81 | - | 0 | 377 | - |
| AUSTRALIA | 46,950 | 23,760 | -49.39 | 117,118 | 68,601 | -41.43 |
| NEW ZEALAND | 4,038 | 7,619 | 88.68 | 12,914 | 12,970 | 0.43 |
| GUAM | 37 | 258 | 597.3 | 518 | 254 | -50.97 |
| NEW CALEDONIA | 60 | 229 | 281.67 | 156 | 354 | 126.92 |
| SAINT VINCENT AND THE GRENADI | 208 | 0 | -100 | 568 | 0 | -100 |
| FIJI | 1,391 | 1,982 | 42.49 | 5,901 | 4,486 | -23.98 |
| EAST TIMOR | 14,826 | 0 | -100 | 18,360 | 0 | -100 |
| UNITED STATES | 799,706 | 1,156,726 | 44.64 | 4,469,697 | 8,346,834 | 86.74 |
| CANADA | 58,610 | 26,733 | -54.39 | 311,031 | 163,066 | -47.57 |
| MEXICO | 641 | 54 | -91.58 | 2,501 | 104 | -95.84 |
| CHILE | 383 | 12 | -96.87 | 1,749 | 59 | -96.63 |
| VENEZUELA | 1,131 | 120 | -89.39 | 4,341 | 310 | -92.86 |
| BRAZIL | 313 | 5,710 | 1724.28 | 337 | 26,405 | 7735.31 |
| COLOMBIA | 2,464 | 4,887 | 98.34 | 2,048 | 38,352 | 1772.66 |
| BOLIVIA | 20 | 1,991 | 9855 | 226 | 24,264 | 10636.28 |
| URUGUAY | 597 | 0 | -100 | 1,043 | 0 | -100 |
| ECUADOR | 7,000 | 0 | -100 | 30,660 | 0 | -100 |
| PUERTO RICO | 2 | 0 | -100 | 7 | 0 | -100 |
| DOMINICAN REPUBLIC | 0 | 3,598 | - | 0 | 5,060 | - |

TABEL 5. PERKEMBANGAN EKSPOR INDONESIA MENURUT KOMODITI DAN NEGARA TUJUAN

| JENIS BARANG | BERAT BERSIH (KG) | | PERUB | NILAI FOB (US \$) | | PERUB |
|--------------------------------|-------------------|-------------------|---------------|--------------------|--------------------|---------------|
| | JAN-SEP 2005 | JAN-SEP 2006 | % | JAN-SEP 2005 | JAN-SEP 2006 | % |
| (1) | (2) | (3) | (4) | (5) | (6) | (7) |
| COSTA RICA | 829 | 0 | -100 | 737 | 0 | -100 |
| ANGUILLA | 337 | 1 | -99.7 | 781 | 30 | -96.16 |
| BERMUDA | 42 | 0 | -100 | 236 | 0 | -100 |
| FRENCH POLYNESIA | 149 | 514 | 244.97 | 360 | 4,119 | 1044.17 |
| MARTINIQUE | 3 | 0 | -100 | 11 | 0 | -100 |
| GUADELOUPE | 0 | 163 | - | 0 | 294 | - |
| UNITED KINGDOM | 20,383 | 91,619 | 349.49 | 218,083 | 155,609 | -28.65 |
| NETHERLANDS | 117,211 | 130,505 | 11.34 | 215,950 | 304,545 | 41.03 |
| FRANCE | 24,808 | 12,583 | -49.28 | 162,608 | 175,126 | 7.7 |
| GERMANY, FED. REP. OF | 40,533 | 28,098 | -30.68 | 91,623 | 184,563 | 101.44 |
| AUSTRIA | 1,088 | 210 | -80.7 | 1,250 | 728 | -41.76 |
| BELGIUM | 43,912 | 13,479 | -69.3 | 275,906 | 289,295 | 4.85 |
| SWITZERLAND | 933 | 889 | -4.72 | 4,701 | 2,769 | -41.1 |
| DENMARK | 430 | 407 | -5.35 | 721 | 886 | 22.88 |
| NORWAY | 2,372 | 0 | -100 | 3,372 | 0 | -100 |
| SWEDEN | 2,428 | 5,673 | 133.65 | 70,812 | 4,919 | -93.05 |
| FINLAND | 138 | 204 | 47.83 | 1,314 | 390 | -70.32 |
| IRELAND | 20 | 0 | -100 | 76 | 0 | -100 |
| ITALY | 18,230 | 1,517 | -91.68 | 67,226 | 3,234 | -95.19 |
| SPAIN | 33,334 | 7,001 | -79 | 26,208 | 14,253 | -45.62 |
| PORTUGAL | 1,154 | 0 | -100 | 2,457 | 0 | -100 |
| GREECE | 228 | 811 | 255.7 | 304 | 1,172 | 285.53 |
| HUNGARY | 83 | 35,471 | 42636.14 | 83 | 647,194 | 779651.81 |
| POLAND | 1,114 | 829 | -25.58 | 2,203 | 1,963 | -10.89 |
| UKRAINE | 2,042 | 1,905 | -6.71 | 9,698 | 8,603 | -11.29 |
| LITHUANIA | 281 | 0 | -100 | 847 | 0 | -100 |
| CROATIA | 0 | 69 | - | 0 | 195 | - |
| MALTA | 7 | 47 | 571.43 | 13 | 95 | 630.77 |
| SLOVAKIA | 0 | 9,286 | - | 0 | 30,811 | - |
| RUSSIA FEDERATION | 1,085 | 0 | -100 | 2,995 | 0 | -100 |
| -SENG | 3,114,758 | 3,650,430 | 17.2 | 3,975,005 | 5,979,554 | 50.43 |
| JAPAN | 780,342 | 1,773,585 | 127.28 | 589,099 | 2,731,962 | 363.75 |
| HONG KONG | 0 | 19,000 | - | 0 | 19,000 | - |
| KOREA, REPUBLIC OF | 132,947 | 196,559 | 47.85 | 82,136 | 326,812 | 297.89 |
| TAIWAN | 72,927 | 76,817 | 5.33 | 52,259 | 52,026 | -0.45 |
| CHINA | 30,871 | 251,907 | 716 | 64,415 | 463,732 | 619.91 |
| THAILAND | 345 | 100,122 | 28920.87 | 1,615 | 244,568 | 15043.53 |
| SINGAPORE | 721,518 | 394,885 | -45.27 | 1,095,597 | 652,092 | -40.48 |
| PHILIPPINES | 58,928 | 121,899 | 106.86 | 93,443 | 192,198 | 105.68 |
| MALAYSIA | 26,491 | 218,884 | 726.26 | 56,427 | 389,792 | 590.79 |
| BRUNEI DARUSSALAM | 3,396 | 85 | -97.5 | 10,078 | 1,011 | -89.97 |
| VIET NAM | 20,207 | 61,861 | 206.14 | 27,732 | 167,122 | 502.63 |
| INDIA | 31,294 | 40,000 | 27.82 | 66,570 | 90,100 | 35.35 |
| BANGLADESH | 309,947 | 0 | -100 | 325,441 | 0 | -100 |
| SRI LANKA | 198,966 | 120,684 | -39.34 | 345,550 | 202,578 | -41.38 |
| LEBANON | 0 | 4,483 | - | 0 | 11,267 | - |
| TURKEY | 0 | 130 | - | 0 | 70 | - |
| UNITED ARAB EMIRATES | 505 | 0 | -100 | 1,504 | 0 | -100 |
| TOGO | 2,392 | 0 | -100 | 66,000 | 0 | -100 |
| NIGERIA | 24,000 | 95,390 | 297.46 | 3,504 | 118,015 | 3268.01 |
| MALI | 0 | 118 | - | 0 | 502 | - |
| MAURITIUS | 54,140 | 0 | -100 | 25,119 | 0 | -100 |
| AUSTRALIA | 139,331 | 68,625 | -50.75 | 248,912 | 99,391 | -60.07 |
| NEW ZEALAND | 75 | 0 | -100 | 129 | 0 | -100 |
| FIJI | 2,598 | 0 | -100 | 4,730 | 0 | -100 |
| EAST TIMOR | 485,175 | 97,903 | -79.82 | 736,549 | 167,174 | -77.3 |
| UNITED STATES | 32 | 59 | 84.38 | 62 | 811 | 1208.06 |
| BRAZIL | 0 | 6,437 | - | 0 | 44,006 | - |
| UNITED KINGDOM | 8,758 | 851 | -90.28 | 54,184 | 4,683 | -91.36 |
| NETHERLANDS | 390 | 0 | -100 | 1,095 | 0 | -100 |
| FRANCE | 11 | 0 | -100 | 310 | 0 | -100 |
| GERMANY, FED. REP. OF | 157 | 20 | -87.26 | 345 | 100 | -71.01 |
| BELGIUM | 0 | 119 | - | 0 | 183 | - |
| PORTUGAL | 9,000 | 0 | -100 | 22,176 | 0 | -100 |
| RUSSIA FEDERATION | 15 | 7 | -53.33 | 24 | 359 | 1395.83 |
| -LOGAM TIDAK MULIA LAIN | 52,438,179 | 45,436,691 | -13.35 | 150,444,913 | 131,897,398 | -12.33 |
| JAPAN | 15,294,065 | 7,762,388 | -49.25 | 37,334,126 | 28,749,997 | -22.99 |
| HONG KONG | 1,135,393 | 854,954 | -24.7 | 4,310,745 | 2,829,435 | -34.36 |
| KOREA, REPUBLIC OF | 306,845 | 320,173 | 4.34 | 599,369 | 748,847 | 24.94 |
| TAIWAN | 155,562 | 177,928 | 14.38 | 275,741 | 330,713 | 19.94 |
| CHINA | 1,291,599 | 599,835 | -53.56 | 1,443,928 | 1,974,827 | 36.77 |

TABEL 5. PERKEMBANGAN EKSPOR INDONESIA MENURUT KOMODITI DAN NEGARA TUJUAN

| JENIS BARANG | BERAT BERSIH (KG) | | PERUB | NILAI FOB (US \$) | | PERUB |
|-------------------------------|-------------------|--------------|----------|-------------------|--------------|-----------|
| | JAN-SEP 2005 | JAN-SEP 2006 | % | JAN-SEP 2005 | JAN-SEP 2006 | % |
| | (1) | (2) | (3) | (4) | (5) | (6) |
| MONGOLIA | 0 | 179 | - | 0 | 18,206 | - |
| PAPUA NEW GUINEA | 822,179 | 568,259 | -30.88 | 2,201,441 | 1,494,861 | -32.1 |
| THAILAND | 1,807,084 | 2,473,013 | 36.85 | 9,138,508 | 10,910,779 | 19.39 |
| SINGAPORE | 8,587,300 | 13,187,943 | 53.57 | 29,173,534 | 24,155,725 | -17.2 |
| PHILIPPINES | 1,635,561 | 1,026,791 | -37.22 | 2,773,057 | 2,023,124 | -27.04 |
| MALAYSIA | 1,793,939 | 2,331,107 | 29.94 | 5,043,517 | 8,037,554 | 59.36 |
| MYANMAR (FORM. BURMA) | 204,517 | 17,215 | -91.58 | 11,785 | 36,425 | 209.08 |
| CAMBODIA | 5,296 | 5,161 | -2.55 | 10,913 | 20,891 | 91.43 |
| BRUNEI DARUSSALAM | 27,452 | 49,843 | 81.56 | 68,288 | 180,560 | 164.41 |
| LAO PEOPLE'S DEMOCRATIC REPU | 0 | 440 | - | 0 | 9,267 | - |
| NEPAL | 20 | 0 | -100 | 17 | 0 | -100 |
| VIET NAM | 757,068 | 545,430 | -27.95 | 1,956,866 | 1,784,573 | -8.8 |
| MALDIVES | 15,177 | 27,108 | 78.61 | 26,831 | 45,149 | 68.27 |
| INDIA | 582,547 | 473,309 | -18.75 | 2,702,621 | 1,116,903 | -58.67 |
| PAKISTAN | 175,235 | 154,746 | -11.69 | 459,979 | 511,733 | 11.25 |
| BANGLADESH | 21,865 | 49,213 | 125.08 | 70,373 | 176,843 | 151.29 |
| SRI LANKA | 58,428 | 51,489 | -11.88 | 61,394 | 116,805 | 90.25 |
| AFGHANISTAN | 0 | 40,279 | - | 0 | 153,943 | - |
| IRAN (ISLAMIC REPUBLIC OF) | 371 | 69,064 | 18515.63 | 4,856 | 134,292 | 2665.49 |
| SAUDI ARABIA | 209,503 | 453,059 | 116.25 | 321,446 | 564,010 | 75.46 |
| KUWAIT | 18,521 | 322,637 | 1642.01 | 31,722 | 303,019 | 855.23 |
| JORDAN | 19,516 | 9,756 | -50.01 | 77,709 | 15,273 | -80.35 |
| LEBANON | 45,907 | 33,628 | -26.75 | 52,540 | 68,029 | 29.48 |
| YEMEN | 0 | 1,077 | - | 0 | 8,710 | - |
| OMAN | 1,298 | 39,734 | 2961.17 | 700 | 42,062 | 5908.86 |
| SYRIA ARAB REPUBLIC | 100,812 | 135,417 | 34.33 | 109,676 | 94,831 | -13.54 |
| TURKEY | 114,977 | 50,008 | -56.51 | 532,638 | 362,654 | -31.91 |
| UNITED ARAB EMIRATES | 1,762,202 | 887,762 | -49.62 | 2,234,162 | 1,223,213 | -45.25 |
| QATAR | 358,408 | 144,820 | -59.59 | 379,366 | 164,465 | -56.65 |
| BAHRAIN | 52,986 | 3,071 | -94.2 | 61,857 | 9,241 | -85.06 |
| CYPRUS | 8,992 | 51,745 | 475.46 | 18,501 | 38,746 | 109.43 |
| EGYPT | 10,063 | 19,627 | 95.04 | 173,053 | 114,518 | -33.82 |
| LIBYAN ARAB JAMAHIRIYA | 45,000 | 20,000 | -55.56 | 50,080 | 19,870 | -60.32 |
| MOROCCO | 4,490 | 18,709 | 316.68 | 48,269 | 61,033 | 26.44 |
| TUNISIA | 292 | 467 | 59.93 | 207 | 429 | 107.25 |
| ALGERIA | 0 | 3,950 | - | 0 | 5,825 | - |
| SUDAN | 8,295 | 0 | -100 | 15,309 | 0 | -100 |
| NAMIBIA | 25 | 119 | 376 | 60 | 396 | 560 |
| ETHIOPIA | 17,576 | 40 | -99.77 | 21,504 | 66 | -99.69 |
| TANZANIA, UNITED REPUBLIC OF | 17,717 | 12,998 | -26.64 | 38,502 | 57,140 | 48.41 |
| MADAGASCAR | 13,498 | 19,227 | 42.44 | 5,171 | 18,600 | 259.7 |
| KENYA | 110,190 | 45,946 | -58.3 | 217,831 | 112,141 | -48.52 |
| REUNION | 5,545 | 4,039 | -27.16 | 12,251 | 5,522 | -54.93 |
| BOTSWANA | 1 | 11 | 1000 | 2 | 22 | 1000 |
| TOGO | 17,239 | 8,704 | -49.51 | 21,820 | 20,105 | -7.86 |
| GHANA | 22,062 | 45,386 | 105.72 | 43,637 | 50,580 | 15.91 |
| GUINEA | 6,736 | 16,229 | 140.93 | 20,160 | 9,130 | -54.71 |
| ANGOLA | 0 | 2,047 | - | 0 | 1,275 | - |
| CAMEROON | 807 | 12,500 | 1448.95 | 1,259 | 26,420 | 1998.49 |
| NIGERIA | 185,115 | 835,488 | 351.33 | 394,654 | 1,867,220 | 373.13 |
| GABON | 20 | 0 | -100 | 15,345 | 0 | -100 |
| COTE D'IVOIRE | 23 | 16,852 | 73169.57 | 41 | 172,321 | 420195.12 |
| MAURITANIA | 24,373 | 406 | -98.33 | 42,140 | 400 | -99.05 |
| BENIN | 7,600 | 111,235 | 1363.62 | 19,000 | 94,608 | 397.94 |
| BURKINA FASO | 9,401 | 0 | -100 | 22,724 | 0 | -100 |
| GAMBIA | 1,480 | 0 | -100 | 2,520 | 0 | -100 |
| U.S. VIRGIN ISLANDS | 46 | 0 | -100 | 56 | 0 | -100 |
| SEYCHELLES | 12,128 | 11,526 | -4.96 | 11,579 | 96,938 | 737.19 |
| UGANDA | 0 | 790 | - | 0 | 1,986 | - |
| SOUTH AFRICA | 382,264 | 307,119 | -19.66 | 1,429,761 | 781,832 | -45.32 |
| ZIMBABWE | 33,465 | 64 | -99.81 | 35,183 | 239 | -99.32 |
| MAURITIUS | 484,887 | 3,067 | -99.37 | 1,294,870 | 14,282 | -98.9 |
| VIRGIN ISLANDS (BRITISH) | 1 | 0 | -100 | 3 | 0 | -100 |
| AUSTRALIA | 1,060,131 | 1,240,489 | 17.01 | 3,290,653 | 5,727,892 | 74.07 |
| NEW ZEALAND | 123,709 | 219,942 | 77.79 | 383,648 | 618,850 | 61.31 |
| MICRONESIA, FEDERATED STATES | 11 | 0 | -100 | 23 | 0 | -100 |
| GUAM | 2,504 | 1,119 | -55.31 | 1,263 | 4,757 | 276.64 |
| NEW CALEDONIA | 9,055 | 49,491 | 446.56 | 11,030 | 112,727 | 922 |
| NORTHERN MARIANA ISLANDS | 0 | 54 | - | 0 | 54 | - |
| SAINT VINCENT AND THE GRENADI | 845 | 17 | -97.99 | 709 | 21 | -97.04 |
| VANUATU | 3,862 | 4,442 | 15.02 | 846 | 2,053 | 142.67 |
| WALLIS AND FUTUNA ISLANDS | 1,881 | 2,543 | 35.19 | 1,996 | 1,941 | -2.76 |
| AMERICAN SAMOA | 3,755 | 0 | -100 | 4,213 | 0 | -100 |

TABEL 5. PERKEMBANGAN EKSPOR INDONESIA MENURUT KOMODITI DAN NEGARA TUJUAN

| JENIS BARANG | BERAT BERSIH (KG) | | PERUB | NILAI FOB (US \$) | | PERUB |
|------------------------------|-------------------|--------------|--------|-------------------|--------------|---------|
| | JAN-SEP 2005 | JAN-SEP 2006 | % | JAN-SEP 2005 | JAN-SEP 2006 | % |
| (1) | (2) | (3) | (4) | (5) | (6) | (7) |
| COOK ISLANDS | 215 | 1,552 | 621.86 | 4,893 | 6,062 | 23.89 |
| FIJI | 7,291 | 14,510 | 99.01 | 44,869 | 63,770 | 42.12 |
| SAMOA | 2,019 | 0 | -100 | 9,541 | 0 | -100 |
| SOLOMON ISLANDS | 0 | 21 | - | 0 | 22 | - |
| TONGA | 9,526 | 6,496 | -31.81 | 8,647 | 4,906 | -43.26 |
| UNITED STATES MINOR OUTLYING | 20 | 0 | -100 | 40 | 0 | -100 |
| TOKELAU | 0 | 15,749 | - | 0 | 15,200 | - |
| EAST TIMOR | 68,443 | 15,550 | -77.28 | 77,606 | 12,736 | -83.59 |
| UNITED STATES | 2,861,249 | 2,236,005 | -21.85 | 17,616,891 | 13,562,246 | -23.02 |
| CANADA | 288,817 | 277,639 | -3.87 | 1,416,877 | 1,515,051 | 6.93 |
| MEXICO | 22,444 | 33,716 | 50.22 | 177,911 | 281,724 | 58.35 |
| GUATEMALA | 0 | 365 | - | 0 | 348 | - |
| HONDURAS | 802 | 0 | -100 | 630 | 0 | -100 |
| PANAMA | 27,636 | 38,583 | 39.61 | 182,094 | 151,120 | -17.01 |
| CHILE | 60,289 | 65,338 | 8.37 | 360,202 | 353,896 | -1.75 |
| VENEZUELA | 19,008 | 10,054 | -47.11 | 29,777 | 20,961 | -29.61 |
| ARGENTINA | 27,301 | 52,227 | 91.3 | 105,224 | 254,044 | 141.43 |
| BRAZIL | 29,864 | 34,195 | 14.5 | 96,534 | 167,451 | 73.46 |
| COLOMBIA | 2,078 | 1,079 | -48.08 | 9,338 | 1,168 | -87.49 |
| BOLIVIA | 1,786 | 0 | -100 | 14,097 | 0 | -100 |
| URUGUAY | 1,418 | 599 | -57.76 | 5,927 | 3,162 | -46.65 |
| ECUADOR | 8,000 | 2,029 | -74.64 | 7,912 | 12,140 | 53.44 |
| PERU | 1,106 | 0 | -100 | 8,828 | 0 | -100 |
| GUYANA | 6,141 | 0 | -100 | 1,975 | 0 | -100 |
| TRINIDAD AND TOBAGO | 14,057 | 110 | -99.22 | 14,540 | 313 | -97.85 |
| BAHAMAS | 0 | 3,110 | - | 0 | 6,974 | - |
| JAMAICA | 0 | 16,360 | - | 0 | 34,256 | - |
| PUERTO RICO | 703 | 740 | 5.26 | 2,180 | 2,433 | 11.61 |
| BELIZE | 0 | 65 | - | 0 | 244 | - |
| DOMINICAN REPUBLIC | 4,901 | 6,712 | 36.95 | 7,212 | 10,857 | 50.54 |
| EL SALVADOR | 633 | 32 | -94.94 | 540 | 67 | -87.59 |
| COSTA RICA | 3,868 | 5,872 | 51.81 | 4,114 | 7,606 | 84.88 |
| HAITI | 0 | 215,325 | - | 0 | 120,582 | - |
| BARBADOS | 8,827 | 1,509 | -82.9 | 11,623 | 1,196 | -89.71 |
| ANTIGUA AND BARBUDA | 0 | 379 | - | 0 | 542 | - |
| ARUBA | 0 | 3,297 | - | 0 | 4,955 | - |
| BERMUDA | 721 | 407 | -43.55 | 4,530 | 2,650 | -41.5 |
| DOMINICA | 133 | 0 | -100 | 93 | 0 | -100 |
| FRENCH GUIANA | 678 | 0 | -100 | 807 | 0 | -100 |
| FRENCH POLYNESIA | 26,161 | 2,185 | -91.65 | 9,795 | 1,809 | -81.53 |
| GRENADA | 0 | 2,254 | - | 0 | 3,086 | - |
| NETHERLANDS ANTILLES | 1,359 | 3,799 | 179.54 | 3,835 | 3,345 | -12.78 |
| NORFOLK ISLANDS | 50 | 0 | -100 | 16,239 | 0 | -100 |
| SAINT LUCIA | 272 | 43 | -84.19 | 1,528 | 97 | -93.65 |
| TURKS AND CAICOS ISLANDS | 0 | 337 | - | 0 | 1,037 | - |
| GUADELOUPE | 2,144 | 2,184 | 1.87 | 4,613 | 3,557 | -22.89 |
| SAINT KITTS AND NEVIS | 78 | 246 | 215.38 | 741 | 349 | -52.9 |
| UNITED KINGDOM | 2,489,862 | 1,832,356 | -26.41 | 5,118,750 | 4,023,709 | -21.39 |
| NETHERLANDS | 586,730 | 402,391 | -31.42 | 2,679,565 | 1,875,989 | -29.99 |
| FRANCE | 679,521 | 618,450 | -8.99 | 1,721,019 | 1,225,028 | -28.82 |
| GERMANY, FED. REP. OF | 1,016,091 | 638,072 | -37.2 | 3,723,659 | 3,765,928 | 1.14 |
| AUSTRIA | 14,257 | 5,695 | -60.05 | 56,824 | 15,848 | -72.11 |
| BELGIUM | 341,289 | 288,607 | -15.44 | 726,624 | 658,247 | -9.41 |
| SWITZERLAND | 13,200 | 13,309 | 0.83 | 79,297 | 107,817 | 35.97 |
| DENMARK | 117,372 | 80,581 | -31.35 | 157,372 | 125,532 | -20.23 |
| NORWAY | 87,845 | 52,320 | -40.44 | 192,851 | 94,344 | -51.08 |
| SWEDEN | 140,067 | 182,683 | 30.43 | 399,063 | 521,689 | 30.73 |
| FINLAND | 4,540 | 29,724 | 554.71 | 176,577 | 184,079 | 4.25 |
| IRELAND | 304,717 | 574,600 | 88.57 | 534,479 | 1,201,225 | 124.75 |
| ITALY | 1,197,382 | 1,167,363 | -2.51 | 1,982,695 | 1,579,720 | -20.32 |
| SPAIN | 423,199 | 380,749 | -10.03 | 1,177,030 | 870,593 | -26.03 |
| PORTUGAL | 6,106 | 3,992 | -34.62 | 5,395 | 7,135 | 32.25 |
| GREECE | 43,465 | 57,192 | 31.58 | 104,689 | 131,093 | 25.22 |
| HUNGARY | 7,397 | 11,182 | 51.17 | 9,124 | 30,281 | 231.88 |
| POLAND | 95,790 | 46,945 | -50.99 | 96,577 | 140,773 | 45.76 |
| ROMANIA | 244 | 184 | -24.59 | 499 | 15,739 | 3054.11 |
| BULGARIA | 3,695 | 5,982 | 61.89 | 21,421 | 23,270 | 8.63 |
| YUGOSLAVIA | 2,627 | 3,263 | 24.21 | 4,564 | 8,242 | 80.59 |
| AZERBAIJAN | 335 | 490 | 46.27 | 33,308 | 42,068 | 26.3 |
| UKRAINE | 474 | 121 | -74.47 | 1,366 | 132 | -90.34 |
| ESTONIA | 256 | 568 | 121.88 | 500 | 484 | -3.2 |
| CROATIA | 6,141 | 2,682 | -56.33 | 11,309 | 11,464 | 1.37 |
| MALTA | 8,752 | 1,238 | -85.85 | 14,148 | 3,805 | -73.11 |

TABEL 5. PERKEMBANGAN EKSPOR INDONESIA MENURUT KOMODITI DAN NEGARA TUJUAN

| JENIS BARANG | BERAT BERSIH (KG) | | PERUB | NILAI FOB (US \$) | | PERUB |
|-------------------------------|--------------------|--------------------|-------------|----------------------|----------------------|--------------|
| | JAN-SEP 2005 | JAN-SEP 2006 | % | JAN-SEP 2005 | JAN-SEP 2006 | % |
| (1) | (2) | (3) | (4) | (5) | (6) | (7) |
| SLOVAKIA | 1,248 | 641 | -48.64 | 11,520 | 3,425 | -70.27 |
| SLOVENIA | 5,311 | 6,334 | 19.26 | 4,187 | 5,203 | 24.27 |
| CZECH REPUBLIC | 3,580 | 3,296 | -7.93 | 23,214 | 6,325 | -72.75 |
| RUSSIA FEDERATION | 1,329,931 | 1,784 | -99.87 | 1,995,506 | 129,351 | -93.52 |
| -PAKAIAN JADI | 281,539,113 | 306,633,656 | 8.91 | 3,758,536,127 | 4,272,106,888 | 13.66 |
| JAPAN | 7,323,401 | 8,537,752 | 16.58 | 98,674,608 | 107,481,525 | 8.93 |
| HONG KONG | 1,428,999 | 1,020,217 | -28.61 | 12,298,844 | 12,103,923 | -1.58 |
| KOREA, DEMOCRATIC PEOPLE'S RI | 7,700 | 1,918 | -75.09 | 152,064 | 46,998 | -69.09 |
| KOREA, REPUBLIC OF | 2,014,330 | 1,363,322 | -32.32 | 21,633,637 | 18,258,446 | -15.6 |
| TAIWAN | 848,111 | 496,614 | -41.44 | 8,365,915 | 6,381,295 | -23.72 |
| CHINA | 424,362 | 1,020,673 | 140.52 | 5,399,898 | 9,214,212 | 70.64 |
| MONGOLIA | 56 | 0 | -100 | 2,481 | 0 | -100 |
| MACAU | 51 | 499 | 878.43 | 2,481 | 13,006 | 424.22 |
| PAPUA NEW GUINEA | 358,517 | 370,352 | 3.3 | 875,060 | 1,341,339 | 53.29 |
| THAILAND | 170,202 | 717,092 | 321.32 | 2,114,744 | 6,566,052 | 210.49 |
| SINGAPORE | 7,446,108 | 6,973,513 | -6.35 | 68,122,103 | 51,050,627 | -25.06 |
| PHILIPPINES | 485,979 | 423,116 | -12.94 | 5,413,191 | 3,975,324 | -26.56 |
| MALAYSIA | 6,804,293 | 8,346,504 | 22.67 | 27,467,550 | 27,788,470 | 1.17 |
| MYANMAR (FORM. BURMA) | 13,274 | 8,031 | -39.5 | 222,647 | 58,192 | -73.86 |
| CAMBODIA | 1,333 | 3,479 | 160.99 | 5,736 | 25,586 | 346.06 |
| BRUNEI DARUSSALAM | 157,806 | 261,702 | 65.84 | 1,368,940 | 1,781,024 | 30.1 |
| LAO PEOPLE'S DEMOCRATIC REPU | 6,472 | 5,999 | -7.31 | 28,887 | 27,992 | -3.1 |
| NEPAL | 55,146 | 78,977 | 43.21 | 565,096 | 752,847 | 33.22 |
| VIET NAM | 92,368 | 75,372 | -18.4 | 1,131,726 | 340,385 | -69.92 |
| MALDIVES | 244,069 | 43,216 | -82.29 | 1,925,455 | 231,279 | -87.99 |
| INDIA | 121,733 | 67,574 | -44.49 | 770,456 | 683,692 | -11.26 |
| PAKISTAN | 113,019 | 206,709 | 82.9 | 998,630 | 1,413,171 | 41.51 |
| BANGLADESH | 50,424 | 8,762 | -82.62 | 464,273 | 58,997 | -87.29 |
| SRI LANKA | 1,418,386 | 1,308,451 | -7.75 | 12,080,329 | 7,149,702 | -40.82 |
| AFGHANISTAN | 4,867 | 0 | -100 | 41,620 | 0 | -100 |
| IRAQ | 15,730 | 32,161 | 104.46 | 163,760 | 199,344 | 21.73 |
| IRAN (ISLAMIC REPUBLIC OF) | 93,543 | 56,482 | -39.62 | 800,688 | 416,329 | -48 |
| SAUDI ARABIA | 5,712,789 | 4,682,778 | -18.03 | 46,730,293 | 38,402,802 | -17.82 |
| KUWAIT | 245,639 | 272,773 | 11.05 | 2,601,527 | 2,369,686 | -8.91 |
| JORDAN | 27,412 | 1,962 | -92.84 | 295,756 | 36,725 | -87.58 |
| LEBANON | 5,095 | 13,754 | 169.95 | 151,419 | 421,020 | 178.05 |
| PALESTINA | 0 | 330 | - | 0 | 10,001 | - |
| YEMEN | 552,329 | 391,877 | -29.05 | 4,672,286 | 3,545,796 | -24.11 |
| OMAN | 16,004 | 2,874 | -82.04 | 172,295 | 18,997 | -88.97 |
| SYRIA ARAB REPUBLIC | 0 | 2,852 | - | 0 | 17,545 | - |
| TURKEY | 632,238 | 333,535 | -47.25 | 4,105,263 | 6,359,199 | 54.9 |
| UNITED ARAB EMIRATES | 8,901,371 | 7,923,629 | -10.98 | 101,866,974 | 84,514,966 | -17.03 |
| QATAR | 5,797 | 8,641 | 49.06 | 97,811 | 170,654 | 74.47 |
| BAHRAIN | 60,559 | 34,782 | -42.57 | 684,419 | 246,310 | -64.01 |
| CYPRUS | 18,480 | 9,066 | -50.94 | 252,266 | 116,634 | -53.77 |
| EGYPT | 385,850 | 601,990 | 56.02 | 4,269,396 | 6,066,597 | 42.09 |
| LIBYAN ARAB JAMAHIRIYA | 31,251 | 8,695 | -72.18 | 120,388 | 117,500 | -2.4 |
| MOROCCO | 42,346 | 37,987 | -10.29 | 445,043 | 468,152 | 5.19 |
| TUNISIA | 620 | 13,877 | 2138.23 | 536 | 73,651 | 13640.86 |
| ALGERIA | 363,515 | 159,431 | -56.14 | 4,765,835 | 1,718,385 | -63.94 |
| SUDAN | 1,569,393 | 1,406,638 | -10.37 | 23,391,783 | 17,923,070 | -23.38 |
| ERITREA | 1,696 | 38 | -97.76 | 4,495 | 2,420 | -46.16 |
| NAMIBIA | 34,561 | 3,567 | -89.68 | 341,143 | 37,952 | -88.88 |
| ETHIOPIA | 969,455 | 356,033 | -63.27 | 15,951,029 | 4,565,535 | -71.38 |
| TANZANIA, UNITED REPUBLIC OF | 494,927 | 745,750 | 50.68 | 734,133 | 883,633 | 20.36 |
| MADAGASCAR | 110,893 | 98,023 | -11.61 | 547,683 | 244,170 | -55.42 |
| SOMALIA | 172,561 | 99,505 | -42.34 | 1,591,584 | 1,100,467 | -30.86 |
| KENYA | 929,864 | 833,305 | -10.38 | 3,170,036 | 1,854,230 | -41.51 |
| REUNION | 55,070 | 57,861 | 5.07 | 664,137 | 330,505 | -50.24 |
| MOZAMBIQUE | 195,941 | 140,392 | -28.35 | 411,427 | 247,886 | -39.75 |
| BOTSWANA | 2,644 | 146 | -94.48 | 14,165 | 275 | -98.06 |
| EQUATORIAL GUINEA | 0 | 92,569 | - | 0 | 160,130 | - |
| TOGO | 3,293,442 | 5,121,090 | 55.49 | 10,303,355 | 8,978,340 | -12.86 |
| GHANA | 931,892 | 649,973 | -30.25 | 3,047,010 | 994,618 | -67.36 |
| LIBERIA | 253,615 | 103,779 | -59.08 | 543,170 | 108,360 | -80.05 |
| GUINEA | 1,915,851 | 1,242,881 | -35.13 | 5,314,393 | 1,414,318 | -73.39 |
| ANGOLA | 447,191 | 708,494 | 58.43 | 4,256,385 | 804,258 | -81.1 |
| CONGO | 653,763 | 462,526 | -29.25 | 1,264,964 | 646,751 | -48.87 |
| CAMEROON | 452,908 | 788,990 | 74.21 | 715,145 | 1,054,825 | 47.5 |
| NIGERIA | 3,104,599 | 520,014 | -83.25 | 21,889,513 | 1,071,716 | -95.1 |
| GABON | 93,654 | 55,161 | -41.1 | 133,216 | 74,990 | -43.71 |
| COTE D'IVOIRE | 234,881 | 221,521 | -5.69 | 494,660 | 626,567 | 26.67 |

TABEL 5. PERKEMBANGAN EKSPOR INDONESIA MENURUT KOMODITI DAN NEGARA TUJUAN

| JENIS BARANG | BERAT BERSIH (KG) | | PERUB | NILAI FOB (US \$) | | PERUB |
|--------------------------------|-------------------|--------------|---------|-------------------|---------------|----------|
| | JAN-SEP 2005 | JAN-SEP 2006 | % | JAN-SEP 2005 | JAN-SEP 2006 | % |
| (1) | (2) | (3) | (4) | (5) | (6) | (7) |
| SENEGAL | 1,076,597 | 1,418,514 | 31.76 | 1,013,405 | 1,482,764 | 46.32 |
| MAURITANIA | 309,305 | 146,606 | -52.6 | 2,477,612 | 1,335,702 | -46.09 |
| MALI | 596,757 | 144,000 | -75.87 | 1,151,119 | 217,776 | -81.08 |
| BENIN | 1,262,384 | 2,323,724 | 84.07 | 12,164,238 | 13,277,904 | 9.16 |
| BURKINA FASO | 124,000 | 12,000 | -90.32 | 192,524 | 19,584 | -89.83 |
| GAMBIA | 261,419 | 213,688 | -18.26 | 430,613 | 350,639 | -18.57 |
| U.S. VIRGIN ISLANDS | 1,177 | 275 | -76.64 | 4,366 | 2,397 | -45.1 |
| SEYCHELLES | 7,295 | 4,650 | -36.26 | 24,666 | 30,405 | 23.27 |
| UGANDA | 131,744 | 127,111 | -3.52 | 503,152 | 709,703 | 41.05 |
| CENTRAL AFRICAN REPUBLIC | 0 | 76 | - | 0 | 10,519 | - |
| NIGER | 565,523 | 744,445 | 31.64 | 3,217,705 | 5,239,912 | 62.85 |
| DJIBOUTI | 537,976 | 438,461 | -18.5 | 2,762,142 | 1,651,518 | -40.21 |
| SAINT HELENA | 100 | 0 | -100 | 1,692 | 0 | -100 |
| SAO TOME AND PRINCIPE | 11,113 | 7,991 | -28.09 | 12,852 | 6,204 | -51.73 |
| SWAZILAND | 3,748 | 210 | -94.4 | 49,001 | 6,924 | -85.87 |
| SOUTH AFRICA | 575,200 | 534,726 | -7.04 | 7,386,090 | 5,719,346 | -22.57 |
| ZIMBABWE | 88,744 | 12,879 | -85.49 | 422,297 | 75,098 | -82.22 |
| ZAMBIA | 614 | 5,819 | 847.72 | 5,148 | 69,040 | 1241.1 |
| MALAWI | 5,671 | 6,135 | 8.18 | 6,825 | 7,330 | 7.4 |
| COMOROS | 9,111 | 721 | -92.09 | 20,406 | 1,789 | -91.23 |
| BURUNDI | 7,482 | 11,999 | 60.37 | 11,076 | 73,500 | 563.6 |
| MAURITIUS | 72,216 | 89,364 | 23.75 | 298,867 | 360,462 | 20.61 |
| VIRGIN ISLANDS (BRITISH) | 684 | 425 | -37.87 | 18,554 | 4,446 | -76.04 |
| AUSTRALIA | 2,395,642 | 1,684,671 | -29.68 | 29,333,669 | 32,393,049 | 10.43 |
| NEW ZEALAND | 217,378 | 233,384 | 7.36 | 3,633,653 | 3,168,019 | -12.81 |
| MICRONESIA, FEDERATED STATES | 2,635 | 5,719 | 117.04 | 15,073 | 17,970 | 19.22 |
| GUAM | 65,173 | 3,471 | -94.67 | 91,974 | 58,613 | -36.27 |
| PALAU | 21 | 408 | 1842.86 | 120 | 7,832 | 6426.67 |
| NEW CALEDONIA | 276,604 | 56,690 | -79.5 | 547,884 | 601,226 | 9.74 |
| NORTHERN MARIANA ISLANDS | 781 | 2,867 | 267.09 | 35,811 | 37,807 | 5.57 |
| SAINT VINCENT AND THE GRENADI | 2,267 | 870 | -61.62 | 4,074 | 1,178 | -71.08 |
| VANUATU | 16,458 | 6,517 | -60.4 | 38,788 | 15,731 | -59.44 |
| WALLIS AND FUTUNA ISLANDS | 12,591 | 1,007 | -92 | 13,526 | 1,903 | -85.93 |
| BRITISH INDIAN OCEAN TERRITOR' | 217 | 0 | -100 | 9,378 | 0 | -100 |
| AMERICAN SAMOA | 8,679 | 3,556 | -59.03 | 62,085 | 44,497 | -28.33 |
| COOK ISLANDS | 7,396 | 2,956 | -60.03 | 16,017 | 24,122 | 50.6 |
| FIJI | 135,717 | 127,092 | -6.36 | 1,358,552 | 834,308 | -38.59 |
| KIRIBATI | 0 | 4,722 | - | 0 | 6,500 | - |
| SAMOA | 4,593 | 13,366 | 191.01 | 20,263 | 78,834 | 289.05 |
| SOLOMON ISLANDS | 4,686 | 3,071 | -34.46 | 8,110 | 8,001 | -1.34 |
| TONGA | 71,539 | 22,427 | -68.65 | 97,180 | 67,896 | -30.13 |
| TUVALU | 3,038 | 2,958 | -2.63 | 13,027 | 24,897 | 91.12 |
| CHRISTMAS ISLANDS | 111 | 0 | -100 | 486 | 0 | -100 |
| TOKELAU | 820 | 0 | -100 | 7,013 | 0 | -100 |
| EAST TIMOR | 142,441 | 46,333 | -67.47 | 137,126 | 51,026 | -62.79 |
| UNITED STATES | 135,177,205 | 161,385,587 | 19.39 | 2,082,266,667 | 2,575,167,600 | 23.67 |
| CANADA | 3,949,198 | 4,599,824 | 16.47 | 72,900,984 | 85,676,365 | 17.52 |
| MEXICO | 2,209,134 | 1,621,959 | -26.58 | 30,789,562 | 24,345,221 | -20.93 |
| GUATEMALA | 1,735 | 0 | -100 | 5,550 | 0 | -100 |
| HONDURAS | 106,591 | 0 | -100 | 437,010 | 0 | -100 |
| NICARAGUA | 0 | 235 | - | 0 | 102 | - |
| PANAMA | 1,630,486 | 1,558,220 | -4.43 | 20,346,019 | 12,821,283 | -36.98 |
| CUBA | 446 | 2,408 | 439.91 | 300 | 1,105 | 268.33 |
| SURINAME | 39,778 | 31,400 | -21.06 | 145,568 | 147,005 | 0.99 |
| CHILE | 176,085 | 195,924 | 11.27 | 2,011,107 | 2,964,502 | 47.41 |
| VENEZUELA | 163,361 | 238,998 | 46.3 | 1,140,481 | 1,039,566 | -8.85 |
| ARGENTINA | 177,352 | 98,556 | -44.43 | 1,442,550 | 1,811,777 | 25.6 |
| BRAZIL | 447,738 | 679,599 | 51.78 | 2,268,676 | 3,113,598 | 37.24 |
| COLOMBIA | 14,679 | 83,303 | 467.5 | 151,591 | 757,918 | 399.98 |
| BOLIVIA | 0 | 115 | - | 0 | 4,119 | - |
| URUGUAY | 74,957 | 16,681 | -77.75 | 372,312 | 250,362 | -32.75 |
| PARAGUAY | 75 | 513 | 584 | 158 | 26,288 | 16537.97 |
| ECUADOR | 6,167 | 8,832 | 43.21 | 116,480 | 171,104 | 46.9 |
| PERU | 17,335 | 22,834 | 31.72 | 238,889 | 221,982 | -7.08 |
| GUYANA | 42 | 0 | -100 | 88 | 0 | -100 |
| TRINIDAD AND TOBAGO | 38 | 60 | 57.89 | 1,538 | 278 | -81.92 |
| BAHAMAS | 6,659 | 8,098 | 21.61 | 24,556 | 19,865 | -19.1 |
| JAMAICA | 2,456 | 5,388 | 119.38 | 42,481 | 49,631 | 16.83 |
| PUERTO RICO | 975,187 | 218,246 | -77.62 | 1,645,505 | 2,774,947 | 68.64 |
| BELIZE | 27,814 | 27,583 | -0.83 | 236,626 | 200,610 | -15.22 |
| DOMINICAN REPUBLIC | 19,548 | 13,413 | -31.38 | 288,525 | 85,053 | -70.52 |
| EL SALVADOR | 12,511 | 1,304 | -89.58 | 52,589 | 7,883 | -85.01 |
| COSTA RICA | 406,773 | 32,630 | -91.98 | 340,064 | 121,962 | -64.14 |

TABEL 5. PERKEMBANGAN EKSPOR INDONESIA MENURUT KOMODITI DAN NEGARA TUJUAN

| JENIS BARANG | BERAT BERSIH (KG) | | PERUB | NILAI FOB (US \$) | | PERUB |
|-------------------------------|--------------------|--------------------|--------------|----------------------|----------------------|--------------|
| | JAN-SEP 2005 | JAN-SEP 2006 | % | JAN-SEP 2005 | JAN-SEP 2006 | % |
| (1) | (2) | (3) | (4) | (5) | (6) | (7) |
| HAITI | 0 | 2,993 | - | 0 | 20,780 | - |
| BARBADOS | 118 | 591 | 400.85 | 674 | 10,318 | 1430.86 |
| ANTIGUA AND BARBUDA | 968 | 5,384 | 456.2 | 6,793 | 35,517 | 422.85 |
| ANGUILLA | 194 | 2 | -98.97 | 230 | 48 | -79.13 |
| ARUBA | 8,098 | 0 | -100 | 61,906 | 0 | -100 |
| BERMUDA | 3,322 | 3,070 | -7.59 | 38,014 | 45,556 | 19.84 |
| DOMINICA | 399 | 0 | -100 | 278 | 0 | -100 |
| FRENCH GUIANA | 37 | 1,656 | 4375.68 | 336 | 6,202 | 1745.83 |
| FRENCH POLYNESIA | 106,771 | 81,099 | -24.04 | 484,384 | 427,665 | -11.71 |
| GRENADA | 1,552 | 0 | -100 | 16,380 | 0 | -100 |
| MARTINIQUE | 15,468 | 14,907 | -3.63 | 52,261 | 56,885 | 8.85 |
| NETHERLANDS ANTILLES | 308,110 | 289,859 | -5.92 | 2,799,926 | 2,243,524 | -19.87 |
| NORFOLK ISLANDS | 0 | 16,595 | - | 0 | 214,774 | - |
| SAINT LUCIA | 863 | 3,722 | 331.29 | 9,514 | 6,461 | -32.09 |
| SAN MARINO | 0 | 359 | - | 0 | 4,920 | - |
| TURKS AND CAICOS ISLANDS | 0 | 167 | - | 0 | 520 | - |
| GUADELOUPE | 29,381 | 12,609 | -57.08 | 139,441 | 66,742 | -52.14 |
| SAINT KITTS AND NEVIS | 4,907 | 6,416 | 30.75 | 14,414 | 9,440 | -34.51 |
| UNITED KINGDOM | 15,944,606 | 19,353,267 | 21.38 | 233,775,045 | 265,747,757 | 13.68 |
| NETHERLANDS | 4,707,648 | 5,422,817 | 15.19 | 77,491,850 | 91,495,148 | 18.07 |
| FRANCE | 6,383,468 | 6,292,814 | -1.42 | 94,756,345 | 98,999,246 | 4.48 |
| GERMANY, FED. REP. OF | 19,581,869 | 19,731,208 | 0.76 | 294,364,379 | 323,241,844 | 9.81 |
| AUSTRIA | 250,702 | 321,913 | 28.4 | 3,555,333 | 5,827,689 | 63.91 |
| BELGIUM | 4,767,481 | 5,216,258 | 9.41 | 82,742,823 | 93,198,104 | 12.64 |
| SWITZERLAND | 730,746 | 655,808 | -10.25 | 10,525,454 | 10,084,402 | -4.19 |
| LUXEMBOURG | 1,056 | 2,074 | 96.4 | 15,309 | 33,213 | 116.95 |
| GIBRALTAR | 0 | 96 | - | 0 | 3,320 | - |
| MONACO | 2,855 | 2,461 | -13.8 | 60,810 | 61,773 | 1.58 |
| DENMARK | 348,536 | 265,301 | -23.88 | 4,695,963 | 3,832,562 | -18.39 |
| NORWAY | 426,283 | 230,999 | -45.81 | 4,087,566 | 3,621,282 | -11.41 |
| SWEDEN | 876,785 | 828,011 | -5.56 | 10,355,274 | 12,737,960 | 23.01 |
| FINLAND | 186,917 | 93,573 | -49.94 | 2,406,788 | 1,306,062 | -45.73 |
| IRELAND | 388,319 | 451,344 | 16.23 | 5,623,675 | 6,507,392 | 15.71 |
| ITALY | 3,841,322 | 3,339,356 | -13.07 | 56,543,279 | 65,990,503 | 16.71 |
| SPAIN | 2,917,342 | 3,161,894 | 8.38 | 29,512,727 | 37,289,667 | 26.35 |
| PORTUGAL | 51,550 | 92,311 | 79.07 | 631,966 | 850,725 | 34.62 |
| ICELAND | 371 | 2,048 | 452.02 | 10,054 | 690 | -93.14 |
| GREECE | 465,117 | 121,260 | -73.93 | 1,990,442 | 1,782,650 | -10.44 |
| ANDORRA | 0 | 88 | - | 0 | 2,122 | - |
| CZECHOSLOVAKIA | 737,671 | 251,278 | -65.94 | 1,726,553 | 628,552 | -63.59 |
| HUNGARY | 43,359 | 41,106 | -5.2 | 312,040 | 371,449 | 19.04 |
| POLAND | 158,513 | 209,178 | 31.96 | 2,286,031 | 3,069,741 | 34.28 |
| ROMANIA | 6,983 | 8,722 | 24.9 | 84,921 | 101,752 | 19.82 |
| BULGARIA | 10,590 | 11,375 | 7.41 | 218,288 | 133,445 | -38.87 |
| YUGOSLAVIA | 3,077 | 2,882 | -6.34 | 33,355 | 36,510 | 9.46 |
| ALBANIA | 0 | 667 | - | 0 | 3,892 | - |
| BELARUS | 0 | 33 | - | 0 | 2,170 | - |
| KAZAKHSTAN | 11 | 906 | 8136.36 | 223 | 17,299 | 7657.4 |
| MOLDOVA, REPUBLIC OF | 324 | 307 | -5.25 | 4,602 | 4,596 | -0.13 |
| UKRAINE | 324,682 | 385,302 | 18.67 | 4,242,752 | 4,608,971 | 8.63 |
| UZBEKISTAN | 4 | 274 | 6750 | 40 | 5,943 | 14757.5 |
| LITHUANIA | 6,180 | 7,876 | 27.44 | 83,766 | 88,098 | 5.17 |
| LATVIA | 39,117 | 91,284 | 133.36 | 269,934 | 444,041 | 64.5 |
| ESTONIA | 5,934 | 8,567 | 44.37 | 111,627 | 141,186 | 26.48 |
| GEORGIA | 508 | 13 | -97.44 | 6,410 | 210 | -96.72 |
| CROATIA | 49,366 | 30,126 | -38.97 | 385,903 | 190,837 | -50.55 |
| MALTA | 5,731 | 90,743 | 1483.37 | 42,032 | 607,843 | 1346.14 |
| SLOVAKIA | 3,119 | 18,791 | 502.47 | 52,284 | 195,063 | 273.08 |
| SLOVENIA | 4,451 | 9,925 | 122.98 | 57,990 | 65,004 | 12.1 |
| CZECH REPUBLIC | 31,217 | 27,598 | -11.59 | 487,043 | 690,726 | 41.82 |
| SOUTH GEORGIA AND THE SOUTH | 210 | 0 | -100 | 1,035 | 0 | -100 |
| FAEROE ISLANDS | 6,734 | 0 | -100 | 67,500 | 0 | -100 |
| RUSSIA FEDERATION | 466,799 | 457,183 | -2.06 | 9,302,378 | 9,900,207 | 6.43 |
| -KAIN TENUN | 224,426,024 | 218,539,738 | -2.62 | 1,028,288,760 | 1,023,863,664 | -0.43 |
| JAPAN | 21,718,306 | 22,467,064 | 3.45 | 81,980,615 | 89,064,790 | 8.64 |
| HONG KONG | 7,425,505 | 6,330,662 | -14.74 | 51,889,000 | 38,629,213 | -25.55 |
| KOREA, DEMOCRATIC PEOPLE'S RI | 0 | 147 | - | 0 | 2,283 | - |
| KOREA, REPUBLIC OF | 3,282,913 | 2,519,672 | -23.25 | 12,243,219 | 10,109,902 | -17.42 |
| TAIWAN | 2,569,987 | 1,432,182 | -44.27 | 9,583,508 | 7,693,462 | -19.72 |
| CHINA | 4,625,242 | 4,353,851 | -5.87 | 26,605,672 | 27,856,618 | 4.7 |
| MONGOLIA | 0 | 952 | - | 0 | 7,524 | - |
| MACAU | 170,444 | 156,926 | -7.93 | 1,093,856 | 977,150 | -10.67 |

TABEL 5. PERKEMBANGAN EKSPOR INDONESIA MENURUT KOMODITI DAN NEGARA TUJUAN

| JENIS BARANG | BERAT BERSIH (KG) | | PERUB | NILAI FOB (US \$) | | PERUB |
|------------------------------|-------------------|--------------|---------|-------------------|--------------|---------|
| | JAN-SEP 2005 | JAN-SEP 2006 | % | JAN-SEP 2005 | JAN-SEP 2006 | % |
| (1) | (2) | (3) | (4) | (5) | (6) | (7) |
| PAPUA NEW GUINEA | 128,266 | 183,466 | 43.04 | 558,608 | 990,880 | 77.38 |
| THAILAND | 6,268,324 | 5,817,197 | -7.2 | 27,636,801 | 24,834,494 | -10.14 |
| SINGAPORE | 6,265,330 | 4,635,730 | -26.01 | 31,450,111 | 23,565,597 | -25.07 |
| PHILIPPINES | 4,276,042 | 3,800,082 | -11.13 | 22,282,021 | 34,146,756 | 53.25 |
| MALAYSIA | 18,434,978 | 15,101,367 | -18.08 | 72,205,746 | 57,859,492 | -19.87 |
| MYANMAR (FORM. BURMA) | 680,548 | 649,767 | -4.52 | 3,887,502 | 3,750,028 | -3.54 |
| CAMBODIA | 2,391,698 | 3,023,915 | 26.43 | 9,101,700 | 10,973,121 | 20.56 |
| BRUNEI DARUSSALAM | 54,673 | 61,779 | 13 | 275,113 | 398,420 | 44.82 |
| LAO PEOPLE'S DEMOCRATIC REPU | 66,526 | 75,459 | 13.43 | 255,069 | 282,041 | 10.57 |
| NEPAL | 42,167 | 9,835 | -76.68 | 160,382 | 23,922 | -85.08 |
| VIET NAM | 3,236,477 | 3,495,648 | 8.01 | 19,794,070 | 21,230,829 | 7.26 |
| MALDIVES | 158,690 | 78,724 | -50.39 | 589,508 | 286,736 | -51.36 |
| INDIA | 1,653,334 | 2,363,696 | 42.97 | 10,009,980 | 14,070,144 | 40.56 |
| PAKISTAN | 863,211 | 779,169 | -9.74 | 2,907,965 | 2,658,313 | -8.59 |
| BANGLADESH | 7,342,462 | 6,578,507 | -10.4 | 26,659,722 | 28,112,639 | 5.45 |
| SRI LANKA | 4,829,828 | 4,530,423 | -6.2 | 25,762,444 | 23,280,355 | -9.63 |
| AFGHANISTAN | 242,954 | 160,847 | -33.8 | 1,113,891 | 725,879 | -34.83 |
| IRAQ | 3,803 | 0 | -100 | 36,034 | 0 | -100 |
| IRAN (ISLAMIC REPUBLIC OF) | 740,162 | 853,426 | 15.3 | 3,267,170 | 3,811,097 | 16.65 |
| SAUDI ARABIA | 10,237,371 | 8,575,802 | -16.23 | 58,799,158 | 51,292,038 | -12.77 |
| KUWAIT | 520,897 | 758,315 | 45.58 | 3,702,111 | 5,276,451 | 42.53 |
| JORDAN | 589,713 | 1,030,969 | 74.83 | 2,395,232 | 4,579,362 | 91.19 |
| LEBANON | 170,716 | 128,748 | -24.58 | 916,496 | 790,967 | -13.7 |
| YEMEN | 993,693 | 827,968 | -16.68 | 5,986,935 | 4,395,531 | -26.58 |
| OMAN | 410,603 | 491,968 | 19.82 | 2,059,096 | 2,639,317 | 28.18 |
| SYRIA ARAB REPUBLIC | 1,340,130 | 1,329,557 | -0.79 | 6,125,746 | 6,842,894 | 11.71 |
| TURKEY | 13,172,084 | 18,135,566 | 37.68 | 53,431,677 | 72,388,846 | 35.48 |
| UNITED ARAB EMIRATES | 19,091,145 | 19,119,732 | 0.15 | 112,579,280 | 109,598,653 | -2.65 |
| QATAR | 54,820 | 127,350 | 132.31 | 342,072 | 713,982 | 108.72 |
| BAHRAIN | 67,652 | 126,372 | 86.8 | 469,629 | 914,871 | 94.81 |
| CYPRUS | 153,675 | 93,370 | -39.24 | 3,983,824 | 553,180 | -86.11 |
| EGYPT | 2,035,029 | 1,566,464 | -23.02 | 6,427,591 | 5,622,754 | -12.52 |
| LIBYAN ARAB JAMAHIRIYA | 77,777 | 532,506 | 584.66 | 314,785 | 2,324,817 | 638.54 |
| MOROCCO | 495,972 | 737,483 | 48.69 | 2,643,126 | 4,987,551 | 88.7 |
| TUNISIA | 97,169 | 175,443 | 80.55 | 476,717 | 708,428 | 48.61 |
| ALGERIA | 167,415 | 241,749 | 44.4 | 548,028 | 471,581 | -13.95 |
| SUDAN | 437,677 | 259,627 | -40.68 | 1,674,522 | 1,379,141 | -17.64 |
| LESOTHO | 612,708 | 479,769 | -21.7 | 1,916,202 | 1,439,208 | -24.89 |
| ETHIOPIA | 0 | 19,200 | - | 0 | 67,047 | - |
| TANZANIA, UNITED REPUBLIC OF | 17,643 | 0 | -100 | 115,209 | 0 | -100 |
| MADAGASCAR | 219,578 | 352,012 | 60.31 | 882,046 | 1,255,582 | 42.35 |
| SOMALIA | 5,045 | 59,739 | 1084.12 | 26,083 | 443,998 | 1602.25 |
| KENYA | 1,129,326 | 875,182 | -22.5 | 4,642,289 | 3,654,137 | -21.29 |
| REUNION | 1,338 | 0 | -100 | 8,237 | 0 | -100 |
| MOZAMBIQUE | 586,518 | 199,996 | -65.9 | 886,511 | 295,371 | -66.68 |
| BOTSWANA | 91,965 | 6,779 | -92.63 | 456,961 | 26,175 | -94.27 |
| EQUATORIAL GUINEA | 0 | 126 | - | 0 | 288 | - |
| TOGO | 322,158 | 92,978 | -71.14 | 2,170,928 | 440,179 | -79.72 |
| GHANA | 595,749 | 159,611 | -73.21 | 2,632,745 | 746,290 | -71.65 |
| GUINEA | 10,100 | 70,776 | 600.75 | 2,892 | 71,080 | 2357.81 |
| CONGO | 0 | 1 | - | 0 | 16 | - |
| CAMEROON | 4,489 | 40,524 | 802.74 | 25,350 | 90,318 | 256.28 |
| NIGERIA | 1,781,872 | 53,686 | -96.99 | 10,019,425 | 591,496 | -94.1 |
| GABON | 7,241 | 19,247 | 165.81 | 12,975 | 26,036 | 100.66 |
| COTE D'IVOIRE | 36,548 | 3,422 | -90.64 | 97,136 | 13,019 | -86.6 |
| SENEGAL | 49,902 | 19,658 | -60.61 | 173,617 | 52,353 | -69.85 |
| MALI | 0 | 1,428 | - | 0 | 12,071 | - |
| BENIN | 232,620 | 45,041 | -80.64 | 1,426,631 | 289,795 | -79.69 |
| BURKINA FASO | 1,292 | 0 | -100 | 6,392 | 0 | -100 |
| GAMBIA | 7,687 | 15,368 | 99.92 | 28,204 | 48,327 | 71.35 |
| U.S. VIRGIN ISLANDS | 44 | 0 | -100 | 174 | 0 | -100 |
| UGANDA | 5,522 | 0 | -100 | 40,555 | 0 | -100 |
| NIGER | 77,329 | 0 | -100 | 382,567 | 0 | -100 |
| DJIBOUTI | 122,884 | 146,988 | 19.62 | 479,626 | 602,091 | 25.53 |
| SWAZILAND | 730,200 | 20,126 | -97.24 | 1,893,999 | 46,202 | -97.56 |
| SOUTH AFRICA | 3,507,607 | 3,773,782 | 7.59 | 15,060,709 | 16,034,377 | 6.46 |
| ZIMBABWE | 337,425 | 259,895 | -22.98 | 1,490,367 | 1,015,166 | -31.88 |
| ZAMBIA | 3,142 | 0 | -100 | 14,279 | 0 | -100 |
| MAURITIUS | 221,892 | 455,381 | 105.23 | 1,061,871 | 1,646,189 | 55.03 |
| ZAIRE | 0 | 12,600 | - | 0 | 99,351 | - |
| VIRGIN ISLANDS (BRITISH) | 27,798 | 0 | -100 | 317,389 | 0 | -100 |
| AUSTRALIA | 2,554,985 | 1,929,893 | -24.47 | 8,474,449 | 7,095,700 | -16.27 |
| NEW ZEALAND | 590,502 | 351,995 | -40.39 | 2,086,578 | 1,866,407 | -10.55 |

TABEL 5. PERKEMBANGAN EKSPOR INDONESIA MENURUT KOMODITI DAN NEGARA TUJUAN

| JENIS BARANG | BERAT BERSIH (KG) | | PERUB | NILAI FOB (US \$) | | PERUB |
|------------------------------|-------------------|--------------|---------|-------------------|--------------|---------|
| | JAN-SEP 2005 | JAN-SEP 2006 | % | JAN-SEP 2005 | JAN-SEP 2006 | % |
| | (1) | (2) | (3) | (4) | (5) | (6) |
| MICRONESIA, FEDERATED STATES | 0 | 28,455 | - | 0 | 189,311 | - |
| GUAM | 0 | 334 | - | 0 | 596 | - |
| PALAU | 337 | 0 | -100 | 241 | 0 | -100 |
| NEW CALEDONIA | 22,046 | 16 | -99.93 | 67,479 | 115 | -99.83 |
| VANUATU | 68 | 0 | -100 | 1,538 | 0 | -100 |
| AMERICAN SAMOA | 1,724 | 2,172 | 25.99 | 9,045 | 18,200 | 101.22 |
| COOK ISLANDS | 1,551 | 333 | -78.53 | 3,716 | 5,348 | 43.92 |
| FIJI | 272,572 | 233,225 | -14.44 | 1,229,300 | 1,122,192 | -8.71 |
| KIRIBATI | 0 | 2,877 | - | 0 | 3,960 | - |
| MARSHALL ISLANDS | 0 | 1,600 | - | 0 | 10,485 | - |
| SAMOA | 4,219 | 0 | -100 | 22,623 | 0 | -100 |
| TONGA | 569 | 0 | -100 | 302 | 0 | -100 |
| EAST TIMOR | 2,823 | 3,325 | 17.78 | 2,552 | 13,135 | 414.69 |
| UNITED STATES | 10,638,409 | 10,025,984 | -5.76 | 49,871,467 | 54,063,480 | 8.41 |
| CANADA | 1,434,753 | 1,268,377 | -11.6 | 7,570,336 | 7,451,830 | -1.57 |
| MEXICO | 2,041,791 | 3,240,570 | 58.71 | 9,824,607 | 13,102,430 | 33.36 |
| GUATEMALA | 201,290 | 192,959 | -4.14 | 842,189 | 744,190 | -11.64 |
| HONDURAS | 453,465 | 145,689 | -67.87 | 2,439,854 | 954,536 | -60.88 |
| NICARAGUA | 449,919 | 174,486 | -61.22 | 1,163,974 | 529,208 | -54.53 |
| PANAMA | 858,068 | 535,644 | -37.58 | 4,113,730 | 2,419,075 | -41.2 |
| CUBA | 1,438 | 0 | -100 | 4,337 | 0 | -100 |
| SURINAME | 14,357 | 16,731 | 16.54 | 53,131 | 56,491 | 6.32 |
| CHILE | 314,487 | 353,466 | 12.39 | 1,355,728 | 1,398,878 | 3.18 |
| VENEZUELA | 247,457 | 133,472 | -46.06 | 1,284,661 | 587,873 | -54.24 |
| ARGENTINA | 1,409,375 | 737,914 | -47.64 | 4,974,614 | 3,158,652 | -36.5 |
| BRAZIL | 1,174,147 | 1,083,026 | -7.76 | 7,014,947 | 6,528,044 | -6.94 |
| COLOMBIA | 409,396 | 478,577 | 16.9 | 2,203,690 | 2,446,614 | 11.02 |
| BOLIVIA | 447 | 2,271 | 408.05 | 22,558 | 16,176 | -28.29 |
| URUGUAY | 127,177 | 21,255 | -83.29 | 323,099 | 90,696 | -71.93 |
| PARAGUAY | 23,171 | 13,299 | -42.6 | 187,169 | 88,449 | -52.74 |
| ECUADOR | 135,410 | 20,466 | -84.89 | 516,658 | 111,524 | -78.41 |
| PERU | 339,289 | 299,841 | -11.63 | 1,690,303 | 1,711,675 | 1.26 |
| GUYANA | 35,494 | 0 | -100 | 160,661 | 0 | -100 |
| TRINIDAD AND TOBAGO | 15,247 | 190,093 | 1146.76 | 62,786 | 550,086 | 776.13 |
| JAMAICA | 19,975 | 33,688 | 68.65 | 109,260 | 183,920 | 68.33 |
| PUERTO RICO | 984 | 22 | -97.76 | 1,207 | 398 | -67.03 |
| DOMINICAN REPUBLIC | 191,021 | 161,239 | -15.59 | 1,135,222 | 1,050,490 | -7.46 |
| EL SALVADOR | 244,395 | 277,689 | 13.62 | 1,159,081 | 1,325,307 | 14.34 |
| COSTA RICA | 2,092 | 1,665 | -20.41 | 12,801 | 6,529 | -49 |
| BARBADOS | 0 | 1 | - | 0 | 1 | - |
| ANGUILLA | 64 | 0 | -100 | 75 | 0 | -100 |
| CAPE VERDE | 0 | 979 | - | 0 | 6,389 | - |
| DOMINICA | 0 | 6,081 | - | 0 | 29,769 | - |
| FRENCH POLYNESIA | 5,735 | 8,932 | 55.75 | 82,875 | 115,911 | 39.86 |
| MARTINIQUE | 23 | 0 | -100 | 38 | 0 | -100 |
| NETHERLANDS ANTILLES | 12,705 | 5,887 | -53.66 | 91,917 | 15,849 | -82.76 |
| GUADELOUPE | 299 | 0 | -100 | 639 | 0 | -100 |
| UNITED KINGDOM | 4,697,892 | 4,395,953 | -6.43 | 18,936,156 | 22,925,056 | 21.06 |
| NETHERLANDS | 5,186,330 | 6,009,208 | 15.87 | 20,544,913 | 22,639,576 | 10.2 |
| FRANCE | 1,336,754 | 1,472,788 | 10.18 | 7,092,967 | 8,300,775 | 17.03 |
| GERMANY, FED. REP. OF | 7,052,259 | 6,742,293 | -4.4 | 32,809,534 | 30,710,665 | -6.4 |
| AUSTRIA | 39,764 | 37,823 | -4.88 | 313,837 | 383,968 | 22.35 |
| BELGIUM | 3,731,921 | 3,631,209 | -2.7 | 11,450,062 | 12,496,862 | 9.14 |
| SWITZERLAND | 105,117 | 5,149 | -95.1 | 75,215 | 58,105 | -22.75 |
| DENMARK | 79,935 | 295,695 | 269.92 | 658,219 | 1,577,158 | 139.61 |
| NORWAY | 60,649 | 91,497 | 50.86 | 252,705 | 416,205 | 64.7 |
| SWEDEN | 59,901 | 46,850 | -21.79 | 492,589 | 263,030 | -46.6 |
| FINLAND | 285,595 | 359,041 | 25.72 | 1,811,163 | 2,260,983 | 24.84 |
| IRELAND | 30,933 | 69,118 | 123.44 | 156,123 | 263,033 | 68.48 |
| ITALY | 11,023,227 | 13,750,779 | 24.74 | 35,897,781 | 44,875,308 | 25.01 |
| SPAIN | 3,788,694 | 4,396,062 | 16.03 | 13,884,330 | 15,688,285 | 12.99 |
| PORTUGAL | 379,867 | 487,836 | 28.42 | 1,747,902 | 1,989,091 | 13.8 |
| ICELAND | 12,908 | 5,505 | -57.35 | 83,890 | 1,855 | -97.79 |
| GREECE | 813,724 | 530,090 | -34.86 | 3,970,350 | 3,001,866 | -24.39 |
| HUNGARY | 439,232 | 856,884 | 95.09 | 1,970,218 | 3,491,076 | 77.19 |
| POLAND | 1,026,806 | 1,211,043 | 17.94 | 5,905,647 | 7,112,287 | 20.43 |
| ROMANIA | 22,163 | 144,132 | 550.33 | 109,724 | 568,719 | 418.32 |
| BULGARIA | 380,594 | 78,150 | -79.47 | 2,258,757 | 437,301 | -80.64 |
| BELARUS | 520,120 | 130,135 | -74.98 | 3,167,586 | 947,777 | -70.08 |
| UKRAINE | 449,558 | 382,831 | -14.84 | 2,783,591 | 2,259,702 | -18.82 |
| UZBEKISTAN | 154,287 | 178,077 | 15.42 | 143,074 | 437,808 | 206 |
| LITHUANIA | 119 | 9,700 | 8051.26 | 1,601 | 53,637 | 3250.22 |
| LATVIA | 2,316 | 2,129 | -8.07 | 32,621 | 27,938 | -14.36 |

TABEL 5. PERKEMBANGAN EKSPOR INDONESIA MENURUT KOMODITI DAN NEGARA TUJUAN

| JENIS BARANG | BERAT BERSIH (KG) | | PERUB | NILAI FOB (US \$) | | PERUB |
|-------------------------------|--------------------|--------------------|-------------|----------------------|----------------------|--------------|
| | JAN-SEP 2005 | JAN-SEP 2006 | % | JAN-SEP 2005 | JAN-SEP 2006 | % |
| (1) | (2) | (3) | (4) | (5) | (6) | (7) |
| ESTONIA | 13,513 | 10,114 | -25.15 | 51,216 | 54,494 | 6.4 |
| CROATIA | 0 | 9,398 | - | 0 | 30,492 | - |
| BOSNIA AND HERZEGOVINA | 5,096 | 0 | -100 | 23,750 | 0 | -100 |
| MALTA | 1,527 | 68,472 | 4384.09 | 11,105 | 250,221 | 2153.23 |
| SLOVAKIA | 27,434 | 13,701 | -50.06 | 183,495 | 108,659 | -40.78 |
| SLOVENIA | 2,999 | 12,117 | 304.03 | 23,304 | 116,695 | 400.75 |
| CZECH REPUBLIC | 46,056 | 89,908 | 95.21 | 282,058 | 541,606 | 92.02 |
| RUSSIA FEDERATION | 62,428 | 128,726 | 106.2 | 494,739 | 675,301 | 36.5 |
| -TEKSTIL LAINNYA | 837,836,074 | 902,548,312 | 7.72 | 1,744,199,151 | 1,919,622,639 | 10.06 |
| JAPAN | 64,219,936 | 63,165,166 | -1.64 | 182,083,702 | 179,361,262 | -1.5 |
| HONG KONG | 38,274,886 | 30,536,612 | -20.22 | 80,625,033 | 61,059,449 | -24.27 |
| KOREA, DEMOCRATIC PEOPLE'S RI | 1,551,729 | 968,788 | -37.57 | 2,996,091 | 1,961,985 | -34.52 |
| KOREA, REPUBLIC OF | 64,057,420 | 62,359,657 | -2.65 | 137,383,873 | 153,852,906 | 11.99 |
| TAIWAN | 28,582,555 | 27,851,508 | -2.56 | 50,447,550 | 46,675,310 | -7.48 |
| CHINA | 41,045,682 | 37,261,917 | -9.22 | 72,408,181 | 77,259,172 | 6.7 |
| MONGOLIA | 273 | 162 | -40.66 | 1 | 1,209 | 120800 |
| MACAU | 289,141 | 2,166,953 | 649.45 | 709,261 | 5,722,229 | 706.79 |
| PAPUA NEW GUINEA | 458,954 | 182,666 | -60.2 | 898,361 | 393,453 | -56.2 |
| THAILAND | 19,249,235 | 22,595,299 | 17.38 | 47,676,887 | 52,904,971 | 10.97 |
| SINGAPORE | 16,724,235 | 23,882,519 | 42.8 | 49,677,256 | 48,088,306 | -3.2 |
| PHILIPPINES | 22,954,369 | 21,981,848 | -4.24 | 45,742,852 | 44,494,672 | -2.73 |
| MALAYSIA | 21,840,298 | 23,904,851 | 9.45 | 52,959,271 | 57,102,577 | 7.82 |
| MYANMAR (FORM. BURMA) | 53,677 | 166,186 | 209.6 | 255,113 | 786,085 | 208.13 |
| CAMBODIA | 401,361 | 711,488 | 77.27 | 1,592,288 | 2,108,710 | 32.43 |
| BRUNEI DARUSSALAM | 178,990 | 131,034 | -26.79 | 828,566 | 336,573 | -59.38 |
| NEPAL | 55,143 | 17,483 | -68.3 | 119,255 | 24,487 | -79.47 |
| BHUTAN | 0 | 19,075 | - | 0 | 50,141 | - |
| VIET NAM | 18,894,167 | 18,618,962 | -1.46 | 34,305,510 | 33,955,152 | -1.02 |
| MALDIVES | 35,202 | 49,832 | 41.56 | 189,101 | 213,743 | 13.03 |
| INDIA | 48,409,139 | 36,882,764 | -23.81 | 81,248,063 | 58,247,685 | -28.31 |
| PAKISTAN | 25,886,438 | 29,770,091 | 15 | 38,733,587 | 46,079,914 | 18.97 |
| BANGLADESH | 17,401,406 | 15,429,419 | -11.33 | 39,901,217 | 38,473,877 | -3.58 |
| SRI LANKA | 10,456,040 | 9,100,577 | -12.96 | 27,128,153 | 24,975,470 | -7.94 |
| AFGHANISTAN | 28,721 | 11,435 | -60.19 | 97,910 | 22,725 | -76.79 |
| IRAN (ISLAMIC REPUBLIC OF) | 16,097,453 | 17,520,433 | 8.84 | 28,124,066 | 29,925,810 | 6.41 |
| SAUDI ARABIA | 1,921,341 | 1,552,722 | -19.19 | 9,194,948 | 6,661,467 | -27.55 |
| KUWAIT | 71,143 | 119,280 | 67.66 | 466,582 | 717,943 | 53.87 |
| JORDAN | 694,672 | 917,467 | 32.07 | 1,484,537 | 1,718,563 | 15.76 |
| LEBANON | 186,896 | 35,874 | -80.81 | 481,745 | 131,253 | -72.75 |
| YEMEN | 601,231 | 869,768 | 44.66 | 1,994,031 | 2,580,761 | 29.42 |
| OMAN | 66,712 | 29,869 | -55.23 | 155,630 | 89,479 | -42.51 |
| SYRIA ARAB REPUBLIC | 4,332,974 | 2,847,262 | -34.29 | 6,628,582 | 5,010,920 | -24.4 |
| TURKEY | 50,694,409 | 57,149,630 | 12.73 | 89,592,166 | 109,657,492 | 22.4 |
| UNITED ARAB EMIRATES | 5,416,712 | 3,923,424 | -27.57 | 16,319,369 | 16,880,961 | 3.44 |
| QATAR | 1,246 | 30,448 | 2343.66 | 3,469 | 125,600 | 3520.64 |
| BAHRAIN | 162,704 | 7,208 | -95.57 | 406,837 | 4,133 | -98.98 |
| CYPRUS | 44,138 | 4,271 | -90.32 | 216,700 | 13,955 | -93.56 |
| EGYPT | 35,995,558 | 38,048,564 | 5.7 | 53,961,789 | 60,505,196 | 12.13 |
| LIBYAN ARAB JAMAHIRIYA | 59,775 | 69,868 | -27.05 | 164,081 | 94,213 | -42.58 |
| MOROCCO | 2,431,939 | 5,841,440 | 140.2 | 3,283,997 | 7,038,227 | 114.32 |
| TUNISIA | 475,193 | 420,581 | -11.49 | 883,900 | 917,729 | 3.83 |
| ALGERIA | 2,654,908 | 2,305,211 | -13.17 | 4,283,298 | 4,043,820 | -5.59 |
| SUDAN | 71,732 | 284,614 | 296.77 | 138,323 | 758,631 | 448.45 |
| ERITREA | 9,576 | 10,641 | 11.12 | 31,601 | 37,246 | 17.86 |
| NAMIBIA | 38 | 11 | -71.05 | 91 | 39 | -57.14 |
| ETHIOPIA | 86,682 | 44,400 | -48.78 | 561,497 | 139,800 | -75.1 |
| TANZANIA, UNITED REPUBLIC OF | 431,745 | 285,986 | -33.76 | 887,067 | 454,912 | -48.72 |
| MADAGASCAR | 431,450 | 200,900 | -53.44 | 816,811 | 520,302 | -36.3 |
| SOMALIA | 8,793 | 60,917 | 592.79 | 73,710 | 579,762 | 686.54 |
| KENYA | 1,263,089 | 1,060,573 | -16.03 | 2,744,575 | 2,045,491 | -25.47 |
| REUNION | 42,318 | 40,337 | -4.68 | 75,935 | 86,030 | 13.29 |
| MOZAMBIQUE | 26,115 | 47,605 | 82.29 | 34,697 | 110,861 | 219.51 |
| BOTSWANA | 690 | 6,892 | 898.84 | 720 | 16,044 | 2128.33 |
| EQUATORIAL GUINEA | 0 | 1,014 | - | 0 | 946 | - |
| TOGO | 67,446 | 93,856 | 39.16 | 287,896 | 367,458 | 27.64 |
| GHANA | 290,678 | 642,765 | 121.13 | 780,202 | 2,251,543 | 188.58 |
| LIBERIA | 33,548 | 240 | -99.28 | 292,188 | 5,000 | -98.29 |
| GUINEA | 74,074 | 55,649 | -24.87 | 209,647 | 132,345 | -36.87 |
| ANGOLA | 309 | 3,538 | 1044.98 | 532 | 2,203 | 314.1 |
| CONGO | 79,024 | 22,687 | -71.29 | 292,656 | 78,385 | -73.22 |
| CAMEROON | 146,058 | 23,966 | -83.59 | 288,187 | 35,465 | -87.69 |
| NIGERIA | 540,511 | 186,659 | -65.47 | 2,651,411 | 544,004 | -79.48 |

TABEL 5. PERKEMBANGAN EKSPOR INDONESIA MENURUT KOMODITI DAN NEGARA TUJUAN

| JENIS BARANG | BERAT BERSIH (KG) | | PERUB | NILAI FOB (US \$) | | PERUB |
|-------------------------------|-------------------|--------------|----------|-------------------|--------------|----------|
| | JAN-SEP 2005 | JAN-SEP 2006 | % | JAN-SEP 2005 | JAN-SEP 2006 | % |
| (1) | (2) | (3) | (4) | (5) | (6) | (7) |
| SIERRA LEONE | 0 | 30,978 | - | 0 | 76,696 | - |
| GABON | 72,218 | 92,939 | 28.69 | 99,781 | 120,995 | 21.26 |
| COTE D'IVOIRE | 182,998 | 301,444 | 64.73 | 490,715 | 808,653 | 64.79 |
| SENEGAL | 157,475 | 191,241 | 21.44 | 408,474 | 490,827 | 20.16 |
| MAURITANIA | 846,047 | 420,512 | -50.3 | 2,334,881 | 1,449,865 | -37.9 |
| MALI | 0 | 4,000 | - | 0 | 2,000 | - |
| BENIN | 131,719 | 157,168 | 19.32 | 810,646 | 1,070,421 | 32.05 |
| GAMBIA | 12,234 | 25,957 | 112.17 | 19,737 | 30,531 | 54.69 |
| U.S. VIRGIN ISLANDS | 6,259 | 50 | -99.2 | 5,530 | 376 | -93.2 |
| SEYCHELLES | 7,468 | 10,011 | 34.05 | 24,014 | 22,392 | -6.75 |
| UGANDA | 143 | 30,328 | 21108.39 | 276 | 127,134 | 45963.04 |
| CENTRAL AFRICAN REPUBLIC | 0 | 10,808 | - | 0 | 80,819 | - |
| NIGER | 141,254 | 16,904 | -88.03 | 460,265 | 82,212 | -82.14 |
| DJIBOUTI | 2,917,130 | 2,466,021 | -15.46 | 6,807,408 | 5,524,339 | -18.85 |
| SAO TOME AND PRINCIPE | 3,727 | 0 | -100 | 5,400 | 0 | -100 |
| SOUTH AFRICA | 4,622,107 | 4,735,936 | 2.46 | 9,874,037 | 10,710,871 | 8.48 |
| ZIMBABWE | 324,178 | 92,503 | -71.47 | 982,486 | 264,863 | -73.04 |
| ZAMBIA | 42,443 | 8,290 | -80.47 | 73,461 | 20,049 | -72.71 |
| BURUNDI | 0 | 190 | - | 0 | 85 | - |
| MAURITIUS | 559,292 | 1,186,725 | 112.18 | 1,287,399 | 3,553,676 | 176.04 |
| RWANDA | 0 | 23,520 | - | 0 | 32,599 | - |
| ZAIRE | 0 | 15,213 | - | 0 | 36,117 | - |
| VIRGIN ISLANDS (BRITISH) | 5,404 | 453 | -91.62 | 43,959 | 2,111 | -95.2 |
| AUSTRALIA | 12,307,598 | 13,179,542 | 7.08 | 28,566,307 | 28,542,366 | -0.08 |
| NEW ZEALAND | 2,348,079 | 2,192,862 | -6.61 | 6,727,396 | 6,112,593 | -9.14 |
| MICRONESIA, FEDERATED STATES | 1,464 | 43 | -97.06 | 1,122 | 98 | -91.27 |
| GUAM | 4,832 | 9,971 | 106.35 | 79,482 | 34,296 | -56.85 |
| PALAU | 127 | 34 | -73.23 | 255 | 4,728 | 1754.12 |
| NEW CALEDONIA | 52,610 | 59,053 | 12.25 | 163,462 | 206,154 | 26.12 |
| NORTHERN MARIANA ISLANDS | 3,929 | 3,151 | -19.8 | 6,764 | 6,499 | -3.92 |
| SAINT VINCENT AND THE GRENADI | 2,789 | 10,951 | 292.65 | 4,290 | 7,077 | 64.97 |
| VANUATU | 7,120 | 19,129 | 168.67 | 12,065 | 19,611 | 62.54 |
| WALLIS AND FUTUNA ISLANDS | 449 | 8,067 | 1696.66 | 205 | 14,333 | 6891.71 |
| AMERICAN SAMOA | 5,715 | 95 | -98.34 | 32,762 | 12,955 | -60.46 |
| COOK ISLANDS | 14,559 | 6,346 | -56.41 | 34,529 | 28,188 | -18.36 |
| FIJI | 200,522 | 56,109 | -72.02 | 849,494 | 272,989 | -67.86 |
| MARSHALL ISLANDS | 0 | 214 | - | 0 | 525 | - |
| SAMOA | 541 | 0 | -100 | 7,252 | 0 | -100 |
| SOLOMON ISLANDS | 102 | 0 | -100 | 107 | 0 | -100 |
| TONGA | 49 | 0 | -100 | 88 | 0 | -100 |
| EAST TIMOR | 410,018 | 302,862 | -26.13 | 1,052,880 | 480,899 | -54.33 |
| UNITED STATES | 48,877,711 | 64,413,523 | 31.79 | 107,269,825 | 145,181,121 | 35.34 |
| CANADA | 5,331,606 | 6,403,048 | 20.1 | 10,993,879 | 14,592,792 | 32.74 |
| MEXICO | 6,582,173 | 10,437,481 | 58.57 | 13,557,640 | 20,232,883 | 49.24 |
| GUATEMALA | 441,161 | 538,410 | 22.04 | 923,024 | 1,047,802 | 13.52 |
| HONDURAS | 231,938 | 81,944 | -64.67 | 482,557 | 175,799 | -63.57 |
| NICARAGUA | 12,600 | 13,302 | 5.57 | 26,040 | 28,675 | 10.12 |
| PANAMA | 248,238 | 322,182 | 29.79 | 531,336 | 659,528 | 24.13 |
| CUBA | 29,503 | 161 | -99.45 | 40,605 | 3,001 | -92.61 |
| SURINAME | 103,391 | 144,483 | 39.74 | 178,739 | 302,748 | 69.38 |
| CHILE | 2,435,953 | 3,309,280 | 35.85 | 5,135,503 | 7,313,527 | 42.41 |
| VENEZUELA | 7,952,499 | 5,963,954 | -25.01 | 20,149,222 | 13,139,902 | -34.79 |
| ARGENTINA | 12,749,032 | 16,431,141 | 28.88 | 24,367,557 | 33,589,274 | 37.84 |
| BRAZIL | 56,917,866 | 79,738,473 | 40.09 | 97,629,219 | 147,934,533 | 51.53 |
| COLOMBIA | 8,021,335 | 7,276,400 | -9.29 | 16,060,788 | 14,559,825 | -9.35 |
| URUGUAY | 280,388 | 501,812 | 78.97 | 464,222 | 1,047,115 | 125.56 |
| PARAGUAY | 102,587 | 0 | -100 | 220,182 | 0 | -100 |
| ECUADOR | 1,276,646 | 1,452,706 | 13.79 | 2,121,705 | 2,802,977 | 32.11 |
| PERU | 1,346,506 | 1,599,638 | 18.8 | 2,413,371 | 3,540,278 | 46.69 |
| GUYANA | 7,199 | 37,431 | 419.95 | 12,750 | 60,282 | 372.8 |
| TRINIDAD AND TOBAGO | 49,861 | 57,332 | 14.98 | 85,909 | 108,093 | 25.82 |
| BAHAMAS | 2,935 | 4,175 | 42.25 | 11,882 | 6,487 | -45.4 |
| JAMAICA | 266,392 | 245,441 | -7.86 | 402,781 | 397,036 | -1.43 |
| PUERTO RICO | 3,312 | 1,847 | -44.23 | 11,565 | 11,084 | -4.16 |
| BELIZE | 4,033 | 7,887 | 95.56 | 8,509 | 24,119 | 183.45 |
| DOMINICAN REPUBLIC | 365,867 | 221,782 | -39.38 | 584,742 | 591,682 | 1.19 |
| EL SALVADOR | 766,584 | 499,168 | -34.88 | 1,284,296 | 922,946 | -28.14 |
| COSTA RICA | 374,968 | 197,356 | -47.37 | 1,314,744 | 335,567 | -74.48 |
| HAITI | 20,855 | 58,671 | 181.33 | 33,342 | 83,018 | 148.99 |
| BARBADOS | 49 | 3,066 | 6157.14 | 547 | 7,202 | 1216.64 |
| ANTIGUA AND BARBUDA | 24 | 1,306 | 5341.67 | 89 | 2,409 | 2606.74 |
| ANGUILLA | 1,245 | 470 | -62.25 | 5,075 | 1,937 | -61.83 |
| ARUBA | 1,109 | 0 | -100 | 3,133 | 0 | -100 |

TABEL 5. PERKEMBANGAN EKSPOR INDONESIA MENURUT KOMODITI DAN NEGARA TUJUAN

| JENIS BARANG | BERAT BERSIH (KG) | | PERUB | NILAI FOB (US \$) | | PERUB |
|-------------------------------|--------------------|--------------------|-------------|--------------------|--------------------|--------------|
| | JAN-SEP 2005 | JAN-SEP 2006 | % | JAN-SEP 2005 | JAN-SEP 2006 | % |
| (1) | (2) | (3) | (4) | (5) | (6) | (7) |
| BERMUDA | 618 | 755 | 22.17 | 4,008 | 4,915 | 22.63 |
| CAYMAN ISLANDS | 103 | 0 | -100 | 122 | 0 | -100 |
| FRENCH GUIANA | 1,810 | 5,221 | 188.45 | 2,492 | 5,977 | 139.85 |
| FRENCH POLYNESIA | 78,912 | 107,260 | 35.92 | 209,599 | 316,731 | 51.11 |
| GRENADA | 244 | 21,793 | 8831.56 | 634 | 47,498 | 7391.8 |
| MARTINIQUE | 9,215 | 14,486 | 57.2 | 20,973 | 51,809 | 147.03 |
| NETHERLANDS ANTILLES | 38,597 | 18,607 | -51.79 | 68,031 | 73,300 | 7.74 |
| SAINT LUCIA | 4,828 | 2 | -99.96 | 19,350 | 24 | -99.88 |
| TURKS AND CAICOS ISLANDS | 11 | 3,342 | 30281.82 | 16 | 8,759 | 54643.75 |
| GUADELOUPE | 18,238 | 36,266 | 98.85 | 57,705 | 146,491 | 153.86 |
| SAINT KITTS AND NEVIS | 329 | 3,017 | 817.02 | 3,113 | 4,514 | 45 |
| UNITED KINGDOM | 6,987,296 | 7,241,987 | 3.65 | 15,949,739 | 17,293,478 | 8.42 |
| NETHERLANDS | 2,831,418 | 4,062,176 | 43.47 | 6,911,244 | 9,440,848 | 36.6 |
| FRANCE | 986,536 | 1,191,063 | 20.73 | 4,272,347 | 5,210,416 | 21.96 |
| GERMANY, FED. REP. OF | 11,968,733 | 16,813,990 | 40.48 | 30,382,661 | 42,563,968 | 40.09 |
| AUSTRIA | 46,872 | 98,347 | 109.82 | 119,582 | 270,303 | 126.04 |
| BELGIUM | 14,660,625 | 18,790,945 | 28.17 | 29,317,747 | 38,589,848 | 31.63 |
| SWITZERLAND | 98,914 | 267,511 | 170.45 | 474,621 | 528,502 | 11.35 |
| LUXEMBOURG | 0 | 134 | - | 0 | 563 | - |
| MONACO | 0 | 177 | - | 0 | 3,049 | - |
| DENMARK | 532,811 | 705,147 | 32.34 | 2,306,957 | 3,291,263 | 42.67 |
| NORWAY | 160,478 | 97,045 | -39.53 | 1,034,334 | 747,069 | -27.77 |
| SWEDEN | 1,327,292 | 2,036,778 | 53.45 | 7,543,872 | 12,666,779 | 67.91 |
| FINLAND | 485,856 | 234,157 | -51.81 | 872,818 | 507,543 | -41.85 |
| IRELAND | 171,401 | 29,942 | -82.53 | 537,184 | 78,803 | -85.33 |
| ITALY | 21,065,094 | 29,633,764 | 40.68 | 40,708,481 | 58,602,438 | 43.96 |
| SPAIN | 16,867,876 | 17,368,913 | 2.97 | 34,221,279 | 36,633,726 | 7.05 |
| PORTUGAL | 2,187,997 | 3,920,728 | 79.19 | 5,008,923 | 9,713,635 | 93.93 |
| ICELAND | 25,340 | 946 | -96.27 | 48,325 | 319 | -99.34 |
| GREECE | 4,049,255 | 4,512,361 | 11.44 | 8,647,509 | 10,767,231 | 24.51 |
| VATICAN CITY STATE (HOLY SEE) | 150 | 0 | -100 | 20 | 0 | -100 |
| CZECHOSLOVAKIA | 84,515 | 445 | -99.47 | 157,636 | 2,554 | -98.38 |
| HUNGARY | 1,832,215 | 1,359,592 | -25.8 | 3,365,952 | 2,813,507 | -16.41 |
| POLAND | 3,617,833 | 3,169,428 | -12.39 | 6,528,703 | 6,600,350 | 1.1 |
| ROMANIA | 186,182 | 252,059 | 35.38 | 386,590 | 470,371 | 21.67 |
| BULGARIA | 2,758 | 30,529 | 1006.93 | 5,901 | 47,619 | 706.96 |
| YUGOSLAVIA | 58 | 4,345 | 7391.38 | 2,146 | 9,465 | 341.05 |
| AZERBAIJAN | 1,721 | 0 | -100 | 17,820 | 0 | -100 |
| KAZAKHSTAN | 11,822 | 120 | -98.98 | 116,901 | 1,350 | -98.85 |
| UKRAINE | 10,598 | 85,473 | 706.5 | 28,156 | 247,914 | 780.5 |
| UZBEKISTAN | 0 | 43,736 | - | 0 | 106,080 | - |
| LITHUANIA | 395,791 | 1,265,370 | 219.71 | 614,838 | 2,092,442 | 240.32 |
| LATVIA | 7,211 | 91,268 | 1165.68 | 21,422 | 288,594 | 1247.19 |
| ESTONIA | 32,478 | 47,263 | 45.52 | 87,403 | 116,603 | 33.41 |
| GEORGIA | 0 | 4,316 | - | 0 | 2,879 | - |
| CROATIA | 7,635 | 8,177 | 7.1 | 27,621 | 14,209 | -48.56 |
| BOSNIA AND HERZEGOVINA | 0 | 1,970 | - | 0 | 6,091 | - |
| MALTA | 3,244 | 8,593 | 164.89 | 18,872 | 63,468 | 236.31 |
| SLOVAKIA | 3,045 | 256,067 | 8309.43 | 4,280 | 414,195 | 9577.45 |
| SLOVENIA | 15,818 | 83,173 | 425.81 | 35,241 | 110,997 | 214.97 |
| CZECH REPUBLIC | 47,923 | 292,049 | 509.41 | 122,894 | 539,751 | 339.2 |
| RUSSIA FEDERATION | 172,336 | 161,127 | -6.5 | 500,827 | 713,765 | 42.52 |
| -BARANG DARI KARET | 300,589,350 | 322,894,869 | 7.42 | 714,947,797 | 875,762,643 | 22.49 |
| JAPAN | 52,886,886 | 59,709,544 | 12.9 | 139,379,159 | 169,783,040 | 21.81 |
| HONG KONG | 3,794,088 | 4,566,043 | 20.35 | 13,257,049 | 18,305,333 | 38.08 |
| KOREA, REPUBLIC OF | 3,552,667 | 3,519,709 | -0.93 | 7,219,393 | 7,936,849 | 9.94 |
| TAIWAN | 4,030,337 | 3,335,349 | -17.24 | 9,285,976 | 9,177,966 | -1.16 |
| CHINA | 2,571,210 | 4,272,574 | 66.17 | 5,980,798 | 9,369,802 | 56.66 |
| PAPUA NEW GUINEA | 1,861,850 | 1,796,678 | -3.5 | 3,549,661 | 4,190,887 | 18.06 |
| THAILAND | 6,080,863 | 6,600,412 | 8.54 | 18,350,191 | 21,211,550 | 15.59 |
| SINGAPORE | 7,661,591 | 5,990,013 | -21.82 | 36,002,371 | 40,809,797 | 13.35 |
| PHILIPPINES | 9,428,621 | 9,097,607 | -3.51 | 15,138,497 | 15,115,017 | -0.16 |
| MALAYSIA | 14,887,970 | 12,902,397 | -13.34 | 18,459,688 | 26,801,412 | 45.19 |
| MYANMAR (FORM. BURMA) | 545,865 | 653,292 | 19.68 | 1,232,316 | 1,461,124 | 18.57 |
| CAMBODIA | 198,708 | 375,852 | 89.15 | 402,627 | 901,653 | 123.94 |
| BRUNEI DARUSSALAM | 354,336 | 251,830 | -28.93 | 630,894 | 526,942 | -16.48 |
| LAO PEOPLE'S DEMOCRATIC REPU | 59,262 | 62,722 | 5.84 | 127,326 | 151,932 | 19.33 |
| NEPAL | 40,488 | 41,805 | 3.25 | 97,612 | 98,955 | 1.38 |
| VIET NAM | 3,230,888 | 2,484,894 | -23.09 | 6,217,006 | 6,505,066 | 4.63 |
| MALDIVES | 2,506 | 7,234 | 188.67 | 4,910 | 20,334 | 314.13 |
| INDIA | 450,906 | 879,263 | 95 | 1,554,761 | 2,221,057 | 42.86 |
| PAKISTAN | 2,099,019 | 2,704,868 | 28.86 | 4,275,993 | 5,917,711 | 38.39 |

TABEL 5. PERKEMBANGAN EKSPOR INDONESIA MENURUT KOMODITI DAN NEGARA TUJUAN

| JENIS BARANG | BERAT BERSIH (KG) | | PERUB | NILAI FOB (US \$) | | PERUB |
|------------------------------|-------------------|--------------|----------|-------------------|--------------|----------|
| | JAN-SEP 2005 | JAN-SEP 2006 | % | JAN-SEP 2005 | JAN-SEP 2006 | % |
| (1) | (2) | (3) | (4) | (5) | (6) | (7) |
| BANGLADESH | 1,694,864 | 1,619,142 | -4.47 | 3,029,746 | 3,479,465 | 14.84 |
| SRI LANKA | 2,305,512 | 1,882,452 | -18.35 | 4,526,677 | 4,400,987 | -2.78 |
| AFGHANISTAN | 184,759 | 61,952 | -66.47 | 365,549 | 163,341 | -55.32 |
| IRAQ | 13,270 | 248,111 | 1769.71 | 30,400 | 594,425 | 1855.35 |
| IRAN (ISLAMIC REPUBLIC OF) | 2,627,705 | 2,696,981 | 2.64 | 5,335,671 | 6,320,078 | 18.45 |
| SAUDI ARABIA | 13,322,816 | 15,871,231 | 19.13 | 26,520,163 | 37,424,336 | 41.12 |
| KUWAIT | 580,334 | 530,053 | -8.66 | 1,246,690 | 1,293,144 | 3.73 |
| JORDAN | 1,533,457 | 1,276,762 | -16.74 | 2,573,685 | 2,624,572 | 1.98 |
| LEBANON | 626,190 | 520,157 | -16.93 | 1,359,648 | 1,283,106 | -5.63 |
| YEMEN | 2,685,855 | 3,822,302 | 42.31 | 5,456,500 | 9,139,561 | 67.5 |
| OMAN | 567,789 | 554,748 | -2.3 | 1,258,515 | 1,352,351 | 7.46 |
| SYRIA ARAB REPUBLIC | 1,530,504 | 1,135,087 | -25.84 | 3,213,720 | 2,413,975 | -24.89 |
| TURKEY | 3,384,285 | 2,802,177 | -17.2 | 7,227,939 | 7,413,056 | 2.56 |
| UNITED ARAB EMIRATES | 15,049,371 | 17,265,681 | 14.73 | 33,856,720 | 42,718,848 | 26.18 |
| QATAR | 310,543 | 386,906 | 24.59 | 730,769 | 962,229 | 31.67 |
| BAHRAIN | 278,759 | 210,347 | -24.54 | 686,173 | 541,226 | -21.12 |
| CYPRUS | 127,872 | 149,917 | 17.24 | 318,737 | 401,175 | 25.86 |
| EGYPT | 10,210,840 | 10,605,545 | 3.87 | 18,851,674 | 23,199,831 | 23.07 |
| LIBYAN ARAB JAMAHIRIYA | 1,841,179 | 1,732,651 | -5.89 | 4,205,733 | 4,415,398 | 4.99 |
| MOROCCO | 242,389 | 275,279 | 13.57 | 629,208 | 706,161 | 12.23 |
| TUNISIA | 73,842 | 30,440 | -58.78 | 168,367 | 76,741 | -54.42 |
| ALGERIA | 308,649 | 409,833 | 32.78 | 689,100 | 1,030,293 | 49.51 |
| SUDAN | 439,814 | 589,980 | 34.14 | 956,019 | 1,473,246 | 54.1 |
| ERITREA | 24,909 | 0 | -100 | 53,471 | 0 | -100 |
| NAMIBIA | 0 | 14 | - | 0 | 48 | - |
| ETHIOPIA | 64,077 | 0 | -100 | 120,951 | 0 | -100 |
| TANZANIA, UNITED REPUBLIC OF | 235,105 | 74,340 | -68.38 | 496,812 | 169,425 | -65.9 |
| MADAGASCAR | 269 | 0 | -100 | 1,250 | 0 | -100 |
| KENYA | 109,285 | 87,187 | -20.22 | 234,027 | 191,002 | -18.38 |
| REUNION | 86,814 | 40,194 | -53.7 | 225,596 | 131,282 | -41.81 |
| MOZAMBIQUE | 12,505 | 14,208 | 13.62 | 17,523 | 34,625 | 97.6 |
| BOTSWANA | 300,384 | 67,422 | -77.55 | 745,082 | 161,066 | -78.38 |
| TOGO | 20,294 | 5,273 | -74.02 | 47,025 | 10,738 | -77.17 |
| GHANA | 332,098 | 664,966 | 100.23 | 468,962 | 967,947 | 106.4 |
| LIBERIA | 8,549 | 0 | -100 | 20,994 | 0 | -100 |
| GUINEA | 34,249 | 750 | -97.81 | 75,815 | 1,500 | -98.02 |
| ANGOLA | 306 | 127,160 | 41455.56 | 525 | 316,555 | 60196.19 |
| CONGO | 19,514 | 0 | -100 | 115,200 | 0 | -100 |
| CAMEROON | 48,811 | 17,183 | -64.8 | 86,327 | 39,133 | -54.67 |
| NIGERIA | 1,870,467 | 1,344,954 | -28.1 | 3,822,556 | 2,889,588 | -24.41 |
| COTE D'IVOIRE | 85,247 | 59,171 | -30.59 | 159,362 | 138,146 | -13.31 |
| SENEGAL | 78,173 | 30,125 | -61.46 | 135,730 | 68,594 | -49.46 |
| BENIN | 0 | 98,027 | - | 0 | 236,682 | - |
| SEYCHELLES | 400 | 10,422 | 2505.5 | 818 | 27,892 | 3309.78 |
| UGANDA | 63,437 | 85,599 | 34.94 | 112,168 | 162,117 | 44.53 |
| DJIBOUTI | 681,733 | 569,055 | -16.53 | 1,450,544 | 1,359,779 | -6.26 |
| SOUTH AFRICA | 1,304,334 | 900,805 | -30.94 | 3,205,293 | 2,356,465 | -26.48 |
| ZIMBABWE | 11,573 | 9,253 | -20.05 | 23,475 | 33,410 | 42.32 |
| MALAWI | 147,639 | 11,013 | -92.54 | 295,264 | 27,720 | -90.61 |
| BURUNDI | 0 | 14,691 | - | 0 | 35,531 | - |
| MAURITIUS | 318,569 | 161,417 | -49.33 | 616,105 | 396,667 | -35.62 |
| RWANDA | 63,289 | 0 | -100 | 109,162 | 0 | -100 |
| AUSTRALIA | 4,984,514 | 4,151,157 | -16.72 | 11,623,362 | 10,836,074 | -6.77 |
| NEW ZEALAND | 1,434,295 | 1,554,729 | 8.4 | 3,403,336 | 3,953,451 | 16.16 |
| MICRONESIA, FEDERATED STATES | 710 | 127 | -82.11 | 222 | 855 | 285.14 |
| NEW CALEDONIA | 12,236 | 14,556 | 18.96 | 26,936 | 42,899 | 59.26 |
| VANUATU | 8,207 | 8,806 | 7.3 | 18,348 | 21,196 | 15.52 |
| AMERICAN SAMOA | 16,043 | 14,198 | -11.5 | 68,969 | 43,241 | -37.3 |
| COOK ISLANDS | 0 | 7,934 | - | 0 | 2,824 | - |
| FIJI | 368,341 | 192,978 | -47.61 | 726,380 | 467,558 | -35.63 |
| SAMOA | 78,980 | 90,517 | 14.61 | 172,047 | 308,781 | 79.47 |
| SOLOMON ISLANDS | 551 | 5,842 | 960.25 | 5,790 | 10,030 | 73.23 |
| EAST TIMOR | 161,143 | 146,788 | -8.91 | 214,552 | 281,637 | 31.27 |
| UNITED STATES | 53,104,552 | 62,120,618 | 16.98 | 127,046,877 | 169,447,550 | 33.37 |
| CANADA | 1,428,909 | 1,034,997 | -27.57 | 2,717,460 | 2,302,584 | -15.27 |
| MEXICO | 876,231 | 975,594 | 11.34 | 1,782,490 | 2,257,133 | 26.63 |
| GUATEMALA | 228,258 | 193,939 | -15.04 | 476,725 | 501,492 | 5.2 |
| HONDURAS | 318,496 | 393,993 | 23.7 | 510,909 | 828,432 | 62.15 |
| NICARAGUA | 47,612 | 0 | -100 | 254,886 | 0 | -100 |
| PANAMA | 154,706 | 141,474 | -8.55 | 316,802 | 324,273 | 2.36 |
| SURINAME | 19,833 | 18,005 | -9.22 | 41,662 | 40,547 | -2.68 |
| CHILE | 72,293 | 151,265 | 109.24 | 171,490 | 297,426 | 73.44 |
| VENEZUELA | 969,787 | 83,408 | -91.4 | 2,026,385 | 258,225 | -87.26 |

TABEL 5. PERKEMBANGAN EKSPOR INDONESIA MENURUT KOMODITI DAN NEGARA TUJUAN

| JENIS BARANG | BERAT BERSIH (KG) | | PERUB | NILAI FOB (US \$) | | PERUB |
|--------------------------|--------------------|--------------------|--------------|--------------------|--------------------|--------------|
| | JAN-SEP 2005 | JAN-SEP 2006 | % | JAN-SEP 2005 | JAN-SEP 2006 | % |
| (1) | (2) | (3) | (4) | (5) | (6) | (7) |
| ARGENTINA | 330,828 | 396,669 | 19.9 | 1,159,056 | 1,089,648 | -5.99 |
| BRAZIL | 828,214 | 987,171 | 19.19 | 1,533,536 | 1,911,679 | 24.66 |
| COLOMBIA | 649,480 | 629,300 | -3.11 | 1,408,054 | 1,525,694 | 8.35 |
| BOLIVIA | 0 | 16,436 | - | 0 | 49,660 | - |
| URUGUAY | 69,581 | 50,420 | -27.54 | 144,992 | 129,845 | -10.45 |
| PARAGUAY | 0 | 33,939 | - | 0 | 86,419 | - |
| ECUADOR | 90,712 | 63,087 | -30.45 | 243,599 | 154,818 | -36.45 |
| PERU | 417,947 | 351,926 | -15.8 | 815,665 | 798,482 | -2.11 |
| TRINIDAD AND TOBAGO | 123,751 | 48,618 | -60.71 | 310,486 | 164,414 | -47.05 |
| JAMAICA | 606,722 | 672,538 | 10.85 | 1,221,145 | 1,642,835 | 34.53 |
| PUERTO RICO | 34,395 | 31,182 | -9.34 | 70,565 | 81,154 | 15.01 |
| DOMINICAN REPUBLIC | 283,767 | 425,387 | 49.91 | 566,695 | 1,039,628 | 83.45 |
| EL SALVADOR | 57,219 | 41,862 | -26.84 | 131,015 | 90,756 | -30.73 |
| COSTA RICA | 19,703 | 359,524 | 1724.72 | 50,882 | 914,265 | 1696.83 |
| HAITI | 48,528 | 13,965 | -71.22 | 121,888 | 35,174 | -71.14 |
| BARBADOS | 9,822 | 9,025 | -8.11 | 21,960 | 23,554 | 7.26 |
| ARUBA | 12,918 | 0 | -100 | 27,753 | 0 | -100 |
| DOMINICA | 121,237 | 112,049 | -7.58 | 247,562 | 265,655 | 7.31 |
| FRENCH POLYNESIA | 10,504 | 4,130 | -60.68 | 27,216 | 10,197 | -62.53 |
| MARTINIQUE | 0 | 20,372 | - | 0 | 75,559 | - |
| NETHERLANDS ANTILLES | 0 | 5,142 | - | 0 | 90,759 | - |
| TURKS AND CAICOS ISLANDS | 0 | 48 | - | 0 | 148 | - |
| GUADELOUPE | 708 | 2 | -99.72 | 1,989 | 25 | -98.74 |
| UNITED KINGDOM | 13,556,937 | 12,889,828 | -4.92 | 33,301,788 | 34,900,915 | 4.8 |
| NETHERLANDS | 4,110,483 | 5,440,676 | 32.36 | 10,317,393 | 13,502,691 | 30.87 |
| FRANCE | 1,981,031 | 2,127,198 | 7.38 | 5,213,530 | 5,777,572 | 10.82 |
| GERMANY, FED. REP. OF | 7,941,760 | 11,140,084 | 40.27 | 28,230,534 | 40,556,151 | 43.66 |
| AUSTRIA | 51,167 | 100,339 | 96.1 | 197,002 | 302,067 | 53.33 |
| BELGIUM | 6,319,506 | 8,101,895 | 28.2 | 14,770,805 | 21,157,075 | 43.24 |
| SWITZERLAND | 17,122 | 37,551 | 119.31 | 44,895 | 103,950 | 131.54 |
| LUXEMBOURG | 11,208 | 429 | -96.17 | 36,948 | 1,014 | -97.26 |
| DENMARK | 839,534 | 732,049 | -12.8 | 1,774,748 | 1,650,000 | -7.03 |
| NORWAY | 561,836 | 611,677 | 8.87 | 1,648,924 | 1,820,479 | 10.4 |
| SWEDEN | 801,208 | 763,752 | -4.67 | 2,308,537 | 2,353,221 | 1.94 |
| FINLAND | 977,609 | 705,581 | -27.83 | 2,361,405 | 1,777,885 | -24.71 |
| IRELAND | 469,781 | 397,648 | -15.35 | 1,086,073 | 1,078,756 | -0.67 |
| ITALY | 9,228,851 | 8,501,577 | -7.88 | 21,354,296 | 23,562,797 | 10.34 |
| SPAIN | 2,615,329 | 2,824,212 | 7.99 | 6,387,188 | 7,754,036 | 21.4 |
| PORTUGAL | 1,305,889 | 1,339,771 | 2.59 | 3,501,001 | 3,942,340 | 12.61 |
| ICELAND | 2,364 | 10,512 | 344.67 | 6,795 | 39,060 | 474.83 |
| GREECE | 359,002 | 579,599 | 61.45 | 841,418 | 1,641,199 | 95.05 |
| HUNGARY | 148,605 | 261,082 | 75.69 | 405,972 | 967,450 | 138.3 |
| POLAND | 571,340 | 774,226 | 35.51 | 1,450,335 | 2,489,983 | 71.68 |
| ROMANIA | 14,333 | 55 | -99.62 | 37,575 | 40 | -99.89 |
| BULGARIA | 25,648 | 81,611 | 218.2 | 76,444 | 138,836 | 81.62 |
| ALBANIA | 0 | 12,667 | - | 0 | 21,180 | - |
| ARMENIA | 37,282 | 62,151 | 66.71 | 87,498 | 159,874 | 82.72 |
| AZERBAIJAN | 101,878 | 51,263 | -49.68 | 230,899 | 122,781 | -46.82 |
| KAZAKHSTAN | 0 | 10,305 | - | 0 | 25,262 | - |
| KYRGYZSTAN | 0 | 39,963 | - | 0 | 96,094 | - |
| TURKMENISTAN | 59,072 | 40,390 | -31.63 | 135,127 | 102,520 | -24.13 |
| UKRAINE | 48,508 | 53,347 | 9.98 | 115,168 | 133,991 | 16.34 |
| UZBEKISTAN | 11,877 | 0 | -100 | 27,231 | 0 | -100 |
| LITHUANIA | 78,127 | 78,494 | 0.47 | 181,957 | 205,208 | 12.78 |
| LATVIA | 204,114 | 453,578 | 122.22 | 399,404 | 1,010,883 | 153.1 |
| ESTONIA | 7,201 | 12,181 | 69.16 | 15,783 | 39,120 | 147.86 |
| GEORGIA | 68,344 | 84,651 | 23.86 | 155,468 | 207,966 | 33.77 |
| CROATIA | 489 | 9,997 | 1944.38 | 988 | 24,207 | 2350.1 |
| MALTA | 73,807 | 65,204 | -11.66 | 179,906 | 173,186 | -3.74 |
| SLOVAKIA | 0 | 8,643 | - | 0 | 24,125 | - |
| SLOVENIA | 87,704 | 28,964 | -66.98 | 238,270 | 90,178 | -62.15 |
| CZECH REPUBLIC | 18,051 | 105,582 | 484.91 | 258,873 | 354,815 | 37.06 |
| REP. OF MACEDONIA | 0 | 19,499 | - | 0 | 44,600 | - |
| FAEROE ISLANDS | 12,559 | 0 | -100 | 6,096 | 0 | -100 |
| RUSSIA FEDERATION | 267,372 | 439,872 | 64.52 | 808,169 | 1,312,676 | 62.43 |
| -SHEET | 263,348,034 | 249,716,685 | -5.18 | 321,370,919 | 475,544,620 | 47.97 |
| JAPAN | 70,422,469 | 60,213,138 | -14.5 | 84,975,242 | 111,028,099 | 30.66 |
| HONG KONG | 302,164 | 745,882 | 146.85 | 433,109 | 1,497,935 | 245.86 |
| KOREA, REPUBLIC OF | 12,944,090 | 5,841,040 | -54.87 | 15,686,524 | 11,562,254 | -26.29 |
| TAIWAN | 4,712,437 | 5,801,669 | 23.11 | 6,473,656 | 11,641,031 | 79.82 |
| CHINA | 28,872,120 | 37,544,708 | 30.04 | 35,236,548 | 72,981,667 | 107.12 |
| THAILAND | 0 | 94,640 | - | 0 | 113,568 | - |

TABEL 5. PERKEMBANGAN EKSPOR INDONESIA MENURUT KOMODITI DAN NEGARA TUJUAN

| JENIS BARANG | BERAT BERSIH (KG) | | PERUB | NILAI FOB (US \$) | | PERUB |
|----------------------------|----------------------|----------------------|--------------|----------------------|----------------------|--------------|
| | JAN-SEP 2005 | JAN-SEP 2006 | % | JAN-SEP 2005 | JAN-SEP 2006 | % |
| (1) | (2) | (3) | (4) | (5) | (6) | (7) |
| SINGAPORE | 8,873,807 | 10,450,485 | 17.77 | 12,234,847 | 22,697,819 | 85.52 |
| PHILIPPINES | 1,733,760 | 3,191,025 | 84.05 | 2,185,687 | 6,171,877 | 182.38 |
| MALAYSIA | 4,000 | 1,254,039 | 31250.98 | 7,532 | 2,722,905 | 36051.16 |
| MYANMAR (FORM. BURMA) | 100,800 | 0 | -100 | 114,408 | 0 | -100 |
| VIET NAM | 861,315 | 1,644,538 | 90.93 | 1,039,044 | 3,162,506 | 204.37 |
| INDIA | 3,158,014 | 2,153,339 | -31.81 | 3,882,033 | 4,137,961 | 6.59 |
| PAKISTAN | 651,144 | 654,080 | 0.45 | 737,751 | 1,188,391 | 61.08 |
| SRI LANKA | 1,050,586 | 40,320 | -96.16 | 1,336,222 | 61,690 | -95.38 |
| IRAN (ISLAMIC REPUBLIC OF) | 863,171 | 1,643,850 | 90.44 | 1,025,108 | 3,292,312 | 221.17 |
| JORDAN | 0 | 100,800 | - | 0 | 186,480 | - |
| OMAN | 0 | 27 | - | 0 | 80 | - |
| TURKEY | 1,162,025 | 944,637 | -18.71 | 1,394,441 | 1,839,569 | 31.92 |
| EGYPT | 927,360 | 1,995,840 | 115.22 | 1,296,136 | 3,993,148 | 208.08 |
| ALGERIA | 0 | 42,840 | - | 0 | 88,036 | - |
| KENYA | 233,760 | 443,520 | 89.73 | 278,576 | 843,252 | 202.7 |
| SAINT HELENA | 0 | 91,530 | - | 0 | 194,044 | - |
| SOUTH AFRICA | 10,137,596 | 6,327,359 | -37.59 | 12,275,642 | 11,934,535 | -2.78 |
| MAURITIUS | 0 | 590 | - | 0 | 1,026 | - |
| AUSTRALIA | 3,951,583 | 1,693,506 | -57.14 | 4,763,304 | 3,266,530 | -31.42 |
| NEW ZEALAND | 2,096,640 | 584,719 | -72.11 | 2,492,814 | 1,111,514 | -55.41 |
| NEW CALEDONIA | 1 | 0 | -100 | 5 | 0 | -100 |
| UNITED STATES | 22,287,896 | 24,558,398 | 10.19 | 28,142,366 | 46,242,447 | 64.32 |
| CANADA | 8,864,830 | 8,724,756 | -1.58 | 10,638,568 | 16,664,896 | 56.65 |
| MEXICO | 5,866,561 | 2,984,738 | -49.12 | 7,071,970 | 5,554,193 | -21.46 |
| CHILE | 1,190,040 | 861,318 | -27.62 | 1,413,832 | 1,610,651 | 13.92 |
| VENEZUELA | 5,120,639 | 3,487,680 | -31.89 | 6,149,025 | 6,447,058 | 4.85 |
| ARGENTINA | 2,217,599 | 461,520 | -79.19 | 2,621,837 | 834,955 | -68.15 |
| BRAZIL | 3,955,708 | 2,603,783 | -34.18 | 4,825,428 | 5,074,498 | 5.16 |
| COLOMBIA | 2,197,440 | 241,920 | -88.99 | 2,561,650 | 489,817 | -80.88 |
| PERU | 823,042 | 337,157 | -59.04 | 1,000,724 | 699,260 | -30.12 |
| COSTA RICA | 766,080 | 120,960 | -84.21 | 911,895 | 219,240 | -75.96 |
| BARBADOS | 0 | 360 | - | 0 | 1,332 | - |
| FRENCH POLYNESIA | 46 | 0 | -100 | 168 | 0 | -100 |
| MARTINIQUE | 0 | 367 | - | 0 | 2,125 | - |
| GUADELOUPE | 0 | 282 | - | 0 | 220 | - |
| UNITED KINGDOM | 8,068,589 | 7,918,078 | -1.87 | 9,728,984 | 14,713,730 | 51.24 |
| NETHERLANDS | 8,659,437 | 7,037,121 | -18.73 | 10,126,551 | 13,018,992 | 28.56 |
| FRANCE | 3,009,894 | 1,655,209 | -45.01 | 3,579,996 | 3,391,481 | -5.27 |
| GERMANY, FED. REP. OF | 2,488,847 | 6,930,459 | 178.46 | 3,130,828 | 13,703,459 | 337.69 |
| BELGIUM | 16,176,630 | 16,665,918 | 3.02 | 19,246,740 | 30,869,641 | 60.39 |
| SWITZERLAND | 2 | 1 | -50 | 55 | 14 | -74.55 |
| LUXEMBOURG | 241,920 | 0 | -100 | 280,627 | 0 | -100 |
| IRELAND | 128,520 | 0 | -100 | 175,344 | 0 | -100 |
| ITALY | 1,052,100 | 1,619,100 | 53.89 | 1,282,513 | 2,470,286 | 92.61 |
| SPAIN | 1,322,662 | 4,344,866 | 228.49 | 1,637,110 | 8,147,016 | 397.65 |
| PORTUGAL | 0 | 20,160 | - | 0 | 47,555 | - |
| GREECE | 100,800 | 524,160 | 420 | 126,856 | 1,135,459 | 795.08 |
| HUNGARY | 128,520 | 42,840 | -66.67 | 153,606 | 76,041 | -50.5 |
| POLAND | 9,367,284 | 9,490,025 | 1.31 | 11,084,837 | 17,018,008 | 53.53 |
| ROMANIA | 471,240 | 356,580 | -24.33 | 556,808 | 677,135 | 21.61 |
| YUGOSLAVIA | 120,960 | 20,160 | -83.33 | 150,632 | 37,901 | -74.84 |
| BELARUS | 0 | 382,970 | - | 0 | 750,294 | - |
| UKRAINE | 1,670,720 | 2,215,016 | 32.58 | 2,031,790 | 4,650,366 | 128.88 |
| GEORGIA | 38,400 | 0 | -100 | 50,592 | 0 | -100 |
| SLOVENIA | 2,500,818 | 742,740 | -70.3 | 3,006,725 | 1,393,843 | -53.64 |
| CZECH REPUBLIC | 0 | 20,160 | - | 0 | 42,134 | - |
| RUSSIA FEDERATION | 1,451,968 | 1,849,762 | 27.4 | 1,814,233 | 3,842,344 | 111.79 |
| -CRUMB RUBBER | 1,193,856,476 | 1,479,509,198 | 23.93 | 1,437,508,578 | 2,817,847,432 | 96.02 |
| JAPAN | 112,937,578 | 209,517,978 | 85.52 | 133,760,288 | 398,132,240 | 197.65 |
| HONG KONG | 581,150 | 784,212 | 34.94 | 714,811 | 1,650,870 | 130.95 |
| KOREA, REPUBLIC OF | 40,466,899 | 59,304,635 | 46.55 | 48,291,719 | 115,424,553 | 139.02 |
| TAIWAN | 7,098,063 | 10,167,846 | 43.25 | 8,681,889 | 19,862,349 | 128.78 |
| CHINA | 142,834,985 | 226,720,583 | 58.73 | 173,900,841 | 443,160,880 | 154.84 |
| MONGOLIA | 0 | 100,800 | - | 0 | 192,598 | - |
| SINGAPORE | 83,364,405 | 96,815,102 | 16.13 | 98,502,763 | 180,158,349 | 82.9 |
| PHILIPPINES | 151,200 | 241,920 | 60 | 179,247 | 569,662 | 217.81 |
| MALAYSIA | 1,733,645 | 3,066,734 | 76.9 | 1,938,684 | 5,973,697 | 208.13 |
| VIET NAM | 4,435,440 | 23,591,327 | 431.88 | 5,628,818 | 46,584,690 | 727.61 |
| INDIA | 13,623,270 | 20,583,360 | 51.09 | 16,128,097 | 39,601,940 | 145.55 |
| PAKISTAN | 3,346,560 | 4,112,828 | 22.9 | 4,049,295 | 7,812,997 | 92.95 |
| SRI LANKA | 1,445,817 | 403,200 | -72.11 | 1,661,082 | 737,676 | -55.59 |
| IRAN (ISLAMIC REPUBLIC OF) | 627,480 | 12,479,032 | 1888.75 | 737,678 | 26,385,965 | 3476.89 |

TABEL 5. PERKEMBANGAN EKSPOR INDONESIA MENURUT KOMODITI DAN NEGARA TUJUAN

| JENIS BARANG | BERAT BERSIH (KG) | | PERUB | NILAI FOB (US \$) | | PERUB |
|------------------------------|-------------------|------------------|--------------|-------------------|------------------|---------------|
| | JAN-SEP 2005 | JAN-SEP 2006 | % | JAN-SEP 2005 | JAN-SEP 2006 | % |
| (1) | (2) | (3) | (4) | (5) | (6) | (7) |
| SAUDI ARABIA | 60,480 | 0 | -100 | 68,916 | 0 | -100 |
| YEMEN | 0 | 40,320 | - | 0 | 106,445 | - |
| TURKEY | 18,035,133 | 19,727,619 | 9.38 | 22,427,185 | 38,570,490 | 71.98 |
| UNITED ARAB EMIRATES | 60,480 | 80,640 | 33.33 | 80,741 | 143,942 | 78.28 |
| EGYPT | 120,960 | 0 | -100 | 164,506 | 0 | -100 |
| TUNISIA | 0 | 1,370,880 | - | 0 | 2,815,775 | - |
| ALGERIA | 128,520 | 235,620 | 83.33 | 174,183 | 462,410 | 165.47 |
| ETHIOPIA | 302,400 | 0 | -100 | 356,398 | 0 | -100 |
| TANZANIA, UNITED REPUBLIC OF | 100,800 | 0 | -100 | 118,613 | 0 | -100 |
| KENYA | 866,879 | 362,880 | -58.14 | 1,031,984 | 646,179 | -37.38 |
| SIERRA LEONE | 42,840 | 0 | -100 | 51,408 | 0 | -100 |
| MAURITANIA | 0 | 120,960 | - | 0 | 201,049 | - |
| DJIBOUTI | 1,108,800 | 0 | -100 | 1,331,668 | 0 | -100 |
| SOUTH AFRICA | 14,188,430 | 16,448,635 | 15.93 | 17,321,468 | 31,388,207 | 81.21 |
| ZIMBABWE | 40,320 | 0 | -100 | 48,666 | 0 | -100 |
| AUSTRALIA | 6,753,543 | 9,213,118 | 36.42 | 7,948,155 | 17,069,965 | 114.77 |
| NEW ZEALAND | 1,794,240 | 2,462,518 | 37.25 | 2,231,428 | 4,630,238 | 107.5 |
| EAST TIMOR | 60,480 | 42,840 | -29.17 | 81,043 | 68,944 | -14.93 |
| UNITED STATES | 448,558,484 | 414,287,787 | -7.64 | 537,124,624 | 764,329,036 | 42.3 |
| CANADA | 42,526,629 | 42,879,516 | 0.83 | 51,900,496 | 81,671,217 | 57.36 |
| OTH NORTH AMERICA | 342,720 | 0 | -100 | 387,273 | 0 | -100 |
| MEXICO | 14,435,679 | 17,488,799 | 21.15 | 17,283,397 | 33,232,427 | 92.28 |
| CHILE | 5,745,597 | 6,190,835 | 7.75 | 6,748,858 | 11,265,660 | 66.93 |
| VENEZUELA | 6,611,980 | 7,134,319 | 7.9 | 7,825,909 | 13,628,640 | 74.15 |
| ARGENTINA | 12,085,100 | 19,067,652 | 57.78 | 14,599,475 | 36,117,634 | 147.39 |
| BRAZIL | 37,924,693 | 35,858,144 | -5.45 | 46,014,582 | 70,904,514 | 54.09 |
| COLOMBIA | 13,265,278 | 14,037,921 | 5.82 | 16,144,398 | 26,829,242 | 66.18 |
| ECUADOR | 3,951,368 | 4,032,000 | 2.04 | 4,642,501 | 7,755,033 | 67.04 |
| PERU | 2,559,588 | 2,493,120 | -2.6 | 3,036,767 | 4,585,604 | 51 |
| DOMINICAN REPUBLIC | 0 | 80,640 | - | 0 | 154,224 | - |
| COSTA RICA | 201,600 | 439,116 | 117.82 | 239,005 | 746,600 | 212.38 |
| NORFOLK ISLANDS | 200,600 | 201,600 | 0.5 | 231,113 | 465,625 | 101.47 |
| UNITED KINGDOM | 4,729,620 | 7,836,689 | 65.69 | 5,675,159 | 14,777,197 | 160.38 |
| NETHERLANDS | 12,230,678 | 15,292,915 | 25.04 | 14,832,481 | 28,656,248 | 93.2 |
| FRANCE | 20,983,470 | 29,097,877 | 38.67 | 25,104,037 | 56,926,517 | 126.76 |
| GERMANY, FED. REP. OF | 40,050,766 | 53,637,334 | 33.92 | 48,403,119 | 104,241,446 | 115.36 |
| AUSTRIA | 0 | 120,960 | - | 0 | 193,330 | - |
| BELGIUM | 4,224,408 | 9,410,375 | 122.76 | 5,043,212 | 18,970,378 | 276.16 |
| LUXEMBOURG | 2,862,720 | 4,294,080 | 50 | 3,790,787 | 8,466,841 | 123.35 |
| NORWAY | 0 | 19,200 | - | 0 | 44,160 | - |
| SWEDEN | 1,028,160 | 1,209,600 | 17.65 | 1,262,577 | 2,405,612 | 90.53 |
| IRELAND | 214,200 | 364,140 | 70 | 278,640 | 678,914 | 143.65 |
| ITALY | 13,083,838 | 15,685,734 | 19.89 | 16,471,780 | 30,941,329 | 87.84 |
| SPAIN | 16,563,395 | 26,409,596 | 59.45 | 19,827,606 | 50,879,200 | 156.61 |
| PORTUGAL | 0 | 181,440 | - | 0 | 361,397 | - |
| GREECE | 2,761,920 | 1,291,440 | -53.24 | 3,572,329 | 2,385,732 | -33.22 |
| HUNGARY | 1,609,128 | 1,297,800 | -19.35 | 1,924,970 | 2,426,850 | 26.07 |
| POLAND | 11,136,798 | 10,410,417 | -6.52 | 13,456,288 | 20,399,315 | 51.6 |
| ROMANIA | 5,415,480 | 7,533,536 | 39.11 | 6,473,644 | 15,184,767 | 134.56 |
| BULGARIA | 20,160 | 0 | -100 | 24,293 | 0 | -100 |
| YUGOSLAVIA | 342,720 | 241,918 | -29.41 | 407,946 | 488,684 | 19.79 |
| UKRAINE | 1,310,397 | 109,836 | -91.62 | 1,539,471 | 218,024 | -85.84 |
| SLOVAKIA | 0 | 1,260 | - | 0 | 2,375 | - |
| SLOVENIA | 9,733,360 | 10,611,840 | 9.03 | 14,563,354 | 20,430,961 | 40.29 |
| CZECH REPUBLIC | 161,279 | 342,720 | 112.5 | 204,827 | 751,805 | 267.04 |
| RUSSIA FEDERATION | 673,866 | 1,921,455 | 185.14 | 862,086 | 3,978,784 | 361.53 |
| -CREPE | 8,319,258 | 3,552,043 | -57.3 | 10,333,174 | 6,655,945 | -35.59 |
| JAPAN | 325 | 0 | -100 | 11,393 | 0 | -100 |
| HONG KONG | 7 | 0 | -100 | 129 | 0 | -100 |
| KOREA, REPUBLIC OF | 114,395 | 2 | -100 | 165,072 | 2 | -100 |
| TAIWAN | 987,840 | 161,280 | -83.67 | 1,209,583 | 326,908 | -72.97 |
| CHINA | 5,382,719 | 1,814,400 | -66.29 | 6,754,721 | 3,471,640 | -48.6 |
| SINGAPORE | 236 | 2,551 | 980.93 | 1,388 | 1,824 | 31.41 |
| MALAYSIA | 62 | 0 | -100 | 20 | 0 | -100 |
| VIET NAM | 201,869 | 60,959 | -69.8 | 291,157 | 108,135 | -62.86 |
| INDIA | 100,800 | 0 | -100 | 120,960 | 0 | -100 |
| PAKISTAN | 80,640 | 0 | -100 | 93,950 | 0 | -100 |
| SRI LANKA | 100,800 | 0 | -100 | 117,855 | 0 | -100 |
| SOUTH AFRICA | 0 | 584,640 | - | 0 | 1,029,723 | - |
| AUSTRALIA | 423,370 | 20,312 | -95.2 | 517,402 | 47,077 | -90.9 |
| NEW CALEDONIA | 0 | 345 | - | 0 | 335 | - |
| UNITED STATES | 550,793 | 564,480 | 2.48 | 670,051 | 1,026,144 | 53.14 |

TABEL 5. PERKEMBANGAN EKSPOR INDONESIA MENURUT KOMODITI DAN NEGARA TUJUAN

| JENIS BARANG | BERAT BERSIH (KG) | | PERUB | NILAI FOB (US \$) | | PERUB | |
|----------------------------|----------------------|----------------------|---------------|-------------------|-------------------|---------------|----------|
| | JAN-SEP 2005 | JAN-SEP 2006 | % | JAN-SEP 2005 | JAN-SEP 2006 | % | |
| (1) | (2) | (3) | (4) | (5) | (6) | (7) | |
| CANADA | 161,314 | | 20 | -99.99 | 201,698 | 53 | -99.97 |
| MEXICO | 3 | | 0 | -100 | 18 | 0 | -100 |
| BRAZIL | 722 | | 0 | -100 | 2,178 | 0 | -100 |
| FRENCH POLYNESIA | 29 | | 1 | -96.55 | 36 | 25 | -30.56 |
| GAUELOUPE | 36 | | 0 | -100 | 494 | 0 | -100 |
| UNITED KINGDOM | 15 | | 3 | -80 | 386 | 62 | -83.94 |
| NETHERLANDS | 0 | | 3 | - | 0 | 32 | - |
| FRANCE | 86,743 | | 92 | -99.89 | 105,433 | 198 | -99.81 |
| GERMANY, FED. REP. OF | 12,000 | | 0 | -100 | 14,040 | 0 | -100 |
| AUSTRIA | 8 | | 0 | -100 | 43 | 0 | -100 |
| BELGIUM | 8 | 40,320 | 503900 | | 241 | 77,112 | 31896.68 |
| SWITZERLAND | 23 | | 0 | -100 | 409 | 0 | -100 |
| DENMARK | 0 | 154 | - | | 0 | 334 | - |
| NORWAY | 172 | | 0 | -100 | 615 | 0 | -100 |
| ITALY | 2,382 | 100,800 | 4131.74 | | 224 | 191,016 | 85175 |
| SPAIN | 1,641 | 28 | -98.29 | | 2,170 | 162 | -92.53 |
| PORTUGAL | 306 | 53 | -82.68 | | 2,008 | 187 | -90.69 |
| RUSSIA FEDERATION | 110,000 | 201,600 | 83.27 | | 49,500 | 374,976 | 657.53 |
| -BUNGKIL KELAPA | 241,291,800 | 194,172,665 | -19.53 | 18,698,502 | 11,879,747 | -36.47 | |
| JAPAN | 540,000 | 342,000 | -36.67 | 41,780 | 66,225 | 58.51 | |
| KOREA, REPUBLIC OF | 108,310,218 | 93,361,117 | -13.8 | 7,972,469 | 4,955,981 | -37.84 | |
| TAIWAN | 9,151,560 | 874,638 | -90.44 | 655,596 | 89,642 | -86.33 | |
| CHINA | 57,733 | 19,663,460 | 33959.31 | 4,066 | 1,136,514 | 27851.65 | |
| PHILIPPINES | 0 | 2,000 | - | 0 | 1,500 | - | |
| MALAYSIA | 302,986 | 65,000 | -78.55 | 34,439 | 2,582 | -92.5 | |
| BRUNEI DARUSSALAM | 0 | 669 | - | 0 | 2,191 | - | |
| VIET NAM | 6,352,140 | 17,671,758 | 178.2 | 733,139 | 1,070,551 | 46.02 | |
| INDIA | 65,562,294 | 18,540,099 | -71.72 | 5,038,351 | 1,309,808 | -74 | |
| PAKISTAN | 0 | 634,550 | - | 0 | 103,205 | - | |
| IRAN (ISLAMIC REPUBLIC OF) | 0 | 2 | - | 0 | 5 | - | |
| MADAGASCAR | 72,520 | 0 | -100 | 31,909 | 0 | -100 | |
| AUSTRALIA | 236,475 | 0 | -100 | 17,011 | 0 | -100 | |
| NEW ZEALAND | 0 | 2,640,000 | - | 0 | 207,240 | - | |
| UNITED STATES | 42,000 | 0 | -100 | 49,560 | 0 | -100 | |
| UNITED KINGDOM | 22,900 | 0 | -100 | 19,318 | 0 | -100 | |
| NETHERLANDS | 48,005,374 | 35,953,854 | -25.1 | 3,835,774 | 2,549,029 | -33.55 | |
| FRANCE | 0 | 18,400 | - | 0 | 14,806 | - | |
| GERMANY, FED. REP. OF | 2,588,000 | 4,150,000 | 60.36 | 186,390 | 270,150 | 44.94 | |
| BELGIUM | 44,000 | 0 | -100 | 49,720 | 0 | -100 | |
| ITALY | 3,600 | 0 | -100 | 28,980 | 0 | -100 | |
| GREECE | 0 | 255,118 | - | 0 | 100,318 | - | |
| -DEDAK/BEKATUL | 244,968,459 | 295,538,161 | 20.64 | 23,263,647 | 27,670,273 | 18.94 | |
| JAPAN | 26,665,309 | 24,461,215 | -8.27 | 2,497,580 | 2,011,239 | -19.47 | |
| KOREA, REPUBLIC OF | 163,085,230 | 162,245,895 | -0.51 | 15,370,219 | 15,238,385 | -0.86 | |
| TAIWAN | 102,597 | 3,572,400 | 3381.97 | 5,355 | 321,916 | 5911.5 | |
| THAILAND | 216,000 | 506,000 | 134.26 | 30,634 | 70,215 | 129.21 | |
| SINGAPORE | 0 | 5,514 | - | 0 | 39,819 | - | |
| PHILIPPINES | 1,500 | 17,099,999 | 1139899.93 | 615 | 1,652,525 | 268603.25 | |
| MALAYSIA | 2,162,283 | 1,622,673 | -24.96 | 289,764 | 155,861 | -46.21 | |
| VIET NAM | 52,735,314 | 85,908,185 | 62.9 | 5,068,030 | 8,168,362 | 61.17 | |
| GERMANY, FED. REP. OF | 226 | 0 | -100 | 1,450 | 0 | -100 | |
| SWITZERLAND | 0 | 116,280 | - | 0 | 11,951 | - | |
| -LAINNYA | 1,178,986,103 | 1,390,558,760 | 17.95 | 59,654,427 | 80,897,205 | 35.61 | |
| JAPAN | 17,418,993 | 14,055,561 | -19.31 | 3,542,869 | 3,501,942 | -1.16 | |
| HONG KONG | 22,000 | 417 | -98.1 | 8,493 | 7,043 | -17.07 | |
| KOREA, REPUBLIC OF | 227,107,691 | 143,310,692 | -36.9 | 9,192,850 | 7,639,333 | -16.9 | |
| TAIWAN | 1,602,053 | 1,712,500 | 6.89 | 144,898 | 266,127 | 83.67 | |
| CHINA | 458,792 | 4,238,534 | 823.85 | 156,367 | 350,802 | 124.35 | |
| THAILAND | 13,481,365 | 70,225,311 | 420.91 | 1,513,287 | 3,247,625 | 114.61 | |
| SINGAPORE | 28,076,629 | 276,832 | -99.01 | 1,099,785 | 169,392 | -84.6 | |
| PHILIPPINES | 6,797,241 | 11,280,091 | 65.95 | 365,213 | 634,659 | 73.78 | |
| MALAYSIA | 11,293,104 | 4,031,749 | -64.3 | 1,099,378 | 2,011,384 | 82.96 | |
| MYANMAR (FORM. BURMA) | 17,000 | 34,000 | 100 | 5,936 | 10,827 | 82.4 | |
| BRUNEI DARUSSALAM | 21,058 | 1,650 | -92.16 | 28,689 | 13,776 | -51.98 | |
| VIET NAM | 27,375,098 | 61,788,211 | 125.71 | 2,075,284 | 3,527,072 | 69.96 | |
| INDIA | 3,440,625 | 3,364,708 | -2.21 | 1,742,921 | 1,390,222 | -20.24 | |
| PAKISTAN | 291,232 | 340,325 | 16.86 | 71,158 | 67,134 | -5.66 | |
| BANGLADESH | 1,260,250 | 4,102,000 | 225.49 | 473,140 | 1,422,590 | 200.67 | |
| SRI LANKA | 84,000 | 0 | -100 | 11,760 | 0 | -100 | |
| SAUDI ARABIA | 619 | 11,000,750 | 1777080.94 | 876 | 589,003 | 67137.79 | |

TABEL 5. PERKEMBANGAN EKSPOR INDONESIA MENURUT KOMODITI DAN NEGARA TUJUAN

| JENIS BARANG | BERAT BERSIH (KG) | | PERUB | NILAI FOB (US \$) | | PERUB |
|-------------------------------|-------------------|------------------|--------------|-------------------|-------------------|---------------|
| | JAN-SEP 2005 | JAN-SEP 2006 | % | JAN-SEP 2005 | JAN-SEP 2006 | % |
| (1) | (2) | (3) | (4) | (5) | (6) | (7) |
| JORDAN | 104,000 | 0 | -100 | 86,775 | 0 | -100 |
| UNITED ARAB EMIRATES | 26,000 | 0 | -100 | 24,830 | 0 | -100 |
| BAHRAIN | 0 | 13,000 | - | 0 | 9,225 | - |
| EGYPT | 452,295 | 511,320 | 13.05 | 331,513 | 102,264 | -69.15 |
| TUNISIA | 0 | 2,074,250 | - | 0 | 82,970 | - |
| NIGERIA | 845,600 | 1,200,000 | 41.91 | 426,344 | 606,000 | 42.14 |
| SOUTH AFRICA | 234,248 | 481,000 | 105.34 | 217,720 | 389,620 | 78.95 |
| AUSTRALIA | 6,312,152 | 4,270,495 | -32.34 | 1,438,142 | 1,049,502 | -27.02 |
| NEW ZEALAND | 0 | 51,194,039 | - | 0 | 2,584,027 | - |
| EAST TIMOR | 61,099 | 193 | -99.68 | 7,255 | 28 | -99.61 |
| UNITED STATES | 7,741 | 56,673 | 632.11 | 136,103 | 213,795 | 57.08 |
| CHILE | 12,250 | 0 | -100 | 10,596 | 0 | -100 |
| BRAZIL | 53,216 | 1,500 | -97.18 | 62,843 | 315 | -99.5 |
| BOLIVIA | 3 | 0 | -100 | 50 | 0 | -100 |
| UNITED KINGDOM | 76,115 | 169,000 | 122.03 | 74,920 | 130,535 | 74.23 |
| NETHERLANDS | 724,772,724 | 839,513,284 | 15.83 | 31,044,899 | 44,248,856 | 42.53 |
| GERMANY, FED. REP. OF | 100,098,910 | 93,313,756 | -6.78 | 3,921,414 | 4,542,445 | 15.84 |
| AUSTRIA | 13,000 | 0 | -100 | 11,669 | 0 | -100 |
| BELGIUM | 0 | 3,140 | - | 0 | 34,181 | - |
| NORWAY | 0 | 13,000 | - | 0 | 8,888 | - |
| IRELAND | 13,000 | 13,000 | 0 | 13,650 | 12,350 | -9.52 |
| ITALY | 7,000,000 | 67,557,773 | 865.11 | 168,000 | 1,708,580 | 917.01 |
| SPAIN | 78,000 | 52,000 | -33.33 | 72,270 | 37,520 | -48.08 |
| PORTUGAL | 26,000 | 13,000 | -50 | 23,130 | 11,830 | -48.85 |
| POLAND | 0 | 182,000 | - | 0 | 154,440 | - |
| UKRAINE | 0 | 26,000 | - | 0 | 19,873 | - |
| LITHUANIA | 0 | 13,000 | - | 0 | 8,869 | - |
| CZECH REPUBLIC | 0 | 77,000 | - | 0 | 59,008 | - |
| RUSSIA FEDERATION | 52,000 | 47,006 | -9.6 | 49,400 | 33,153 | -32.89 |
| -MINYAK NILAM | 1,943,565 | 2,083,316 | 7.19 | 32,056,967 | 31,792,839 | -0.82 |
| JAPAN | 21,607 | 55,148 | 155.23 | 116,032 | 407,648 | 251.32 |
| HONG KONG | 1,681 | 4,306 | 156.16 | 9,649 | 81,566 | 745.33 |
| TAIWAN | 29 | 384 | 1224.14 | 846 | 9,129 | 979.08 |
| CHINA | 106,473 | 114,787 | 7.81 | 531,042 | 561,552 | 5.75 |
| THAILAND | 498 | 582 | 16.87 | 3,030 | 4,820 | 59.08 |
| SINGAPORE | 813,125 | 730,362 | -10.18 | 13,036,056 | 10,704,624 | -17.88 |
| PHILIPPINES | 57,538 | 423 | -99.26 | 176,480 | 12,845 | -92.72 |
| MALAYSIA | 992 | 469 | -52.72 | 9,850 | 2,280 | -76.85 |
| BRUNEI DARUSSALAM | 0 | 580 | - | 0 | 3,920 | - |
| INDIA | 146,233 | 221,834 | 51.7 | 1,470,469 | 2,527,807 | 71.9 |
| PAKISTAN | 0 | 16,024 | - | 0 | 319,975 | - |
| BANGLADESH | 1,000 | 0 | -100 | 6,903 | 0 | -100 |
| TURKEY | 16,320 | 1,032 | -93.68 | 73,278 | 4,982 | -93.2 |
| UNITED ARAB EMIRATES | 2,499 | 35,310 | 1312.97 | 82,682 | 691,725 | 736.61 |
| BAHRAIN | 0 | 400 | - | 0 | 9,680 | - |
| KENYA | 0 | 180 | - | 0 | 220 | - |
| REUNION | 58 | 0 | -100 | 51 | 0 | -100 |
| SOUTH AFRICA | 2,117 | 5,929 | 180.07 | 9,832 | 34,200 | 247.84 |
| AUSTRALIA | 1,133 | 1,050 | -7.33 | 32,440 | 39,342 | 21.28 |
| NEW ZEALAND | 880 | 0 | -100 | 6,068 | 0 | -100 |
| NEW CALEDONIA | 53 | 0 | -100 | 46 | 0 | -100 |
| UNITED STATES | 205,967 | 277,675 | 34.82 | 3,603,972 | 4,523,851 | 25.52 |
| CANADA | 4,516 | 379 | -91.61 | 34,810 | 9,980 | -71.33 |
| MEXICO | 400 | 3,530 | 782.5 | 1,648 | 17,832 | 982.04 |
| CHILE | 1,100 | 2,000 | 81.82 | 14,980 | 23,800 | 58.88 |
| ARGENTINA | 400 | 800 | 100 | 7,865 | 16,945 | 115.45 |
| BRAZIL | 2,906 | 7,350 | 152.92 | 36,257 | 83,477 | 130.24 |
| UNITED KINGDOM | 77,492 | 34,847 | -55.03 | 1,736,334 | 736,017 | -57.61 |
| NETHERLANDS | 150,506 | 176,624 | 17.35 | 3,718,621 | 3,578,424 | -3.77 |
| FRANCE | 131,110 | 155,325 | 18.47 | 3,197,506 | 3,063,130 | -4.2 |
| GERMANY, FED. REP. OF | 47,567 | 58,655 | 23.31 | 1,066,024 | 1,183,257 | 11 |
| BELGIUM | 0 | 600 | - | 0 | 142,200 | - |
| SWITZERLAND | 86,148 | 124,373 | 44.37 | 1,753,464 | 2,122,018 | 21.02 |
| SWEDEN | 6 | 0 | -100 | 53 | 0 | -100 |
| IRELAND | 0 | 1 | - | 0 | 890 | - |
| ITALY | 100 | 2,200 | 2100 | 650 | 48,063 | 7294.31 |
| SPAIN | 63,111 | 45,157 | -28.45 | 1,320,029 | 820,140 | -37.87 |
| RUSSIA FEDERATION | 0 | 5,000 | - | 0 | 6,500 | - |
| -MINYAK ATSIRI LAINNYA | 933,759 | 914,658 | -2.05 | 14,908,785 | 13,100,851 | -12.13 |
| JAPAN | 4,040 | 3,665 | -9.28 | 335,678 | 188,020 | -43.99 |
| HONG KONG | 1,761 | 2,761 | 56.79 | 3,956 | 7,502 | 89.64 |

TABEL 5. PERKEMBANGAN EKSPOR INDONESIA MENURUT KOMODITI DAN NEGARA TUJUAN

| JENIS BARANG | BERAT BERSIH (KG) | | PERUB | NILAI FOB (US \$) | | PERUB |
|--------------------------------------|-------------------|-------------------|--------------|--------------------|--------------------|-------------|
| | JAN-SEP 2005 | JAN-SEP 2006 | % | JAN-SEP 2005 | JAN-SEP 2006 | % |
| (1) | (2) | (3) | (4) | (5) | (6) | (7) |
| KOREA, REPUBLIC OF | 0 | 540 | - | 0 | 3,105 | - |
| TAIWAN | 177 | 294 | 66.1 | 5,575 | 7,348 | 31.8 |
| CHINA | 73,978 | 12,125 | -83.61 | 251,431 | 80,760 | -67.88 |
| THAILAND | 5,538 | 6,732 | 21.56 | 45,964 | 56,857 | 23.7 |
| SINGAPORE | 270,832 | 409,225 | 51.1 | 2,368,500 | 3,395,682 | 43.37 |
| MALAYSIA | 5,932 | 3,676 | -38.03 | 40,191 | 40,290 | 0.25 |
| BRUNEI DARUSSALAM | 2,261 | 7,346 | 224.9 | 14,007 | 36,374 | 159.68 |
| MALDIVES | 34 | 58 | 70.59 | 1,012 | 2,587 | 155.63 |
| INDIA | 54,547 | 68,222 | 25.07 | 409,612 | 760,349 | 85.63 |
| PAKISTAN | 1,409 | 698 | -50.46 | 25,730 | 31,800 | 23.59 |
| BANGLADESH | 379 | 0 | -100 | 381 | 0 | -100 |
| SRI LANKA | 0 | 400 | - | 0 | 6,100 | - |
| SAUDI ARABIA | 2,985 | 878 | -70.59 | 5,864 | 2,011 | -65.71 |
| TURKEY | 14,400 | 38,596 | 168.03 | 60,180 | 195,911 | 225.54 |
| UNITED ARAB EMIRATES | 10,837 | 11,280 | 4.09 | 73,558 | 52,610 | -28.48 |
| NIGERIA | 0 | 866 | - | 0 | 3,330 | - |
| COTE D'IVOIRE | 0 | 1,922 | - | 0 | 15,358 | - |
| SOUTH AFRICA | 575 | 23 | -96 | 15,286 | 100 | -99.35 |
| MAURITIUS | 148 | 254 | 71.62 | 200 | 643 | 221.5 |
| AUSTRALIA | 26,989 | 391 | -98.55 | 136,590 | 6,457 | -95.27 |
| NEW ZEALAND | 467 | 0 | -100 | 3,144 | 0 | -100 |
| PALAU | 0 | 1 | - | 0 | 26 | - |
| NORTHERN MARIANA ISLANDS | 100 | 0 | -100 | 738 | 0 | -100 |
| AMERICAN SAMOA | 0 | 1,003 | - | 0 | 1,031 | - |
| TONGA | 0 | 3,503 | - | 0 | 4,315 | - |
| EAST TIMOR | 0 | 4,380 | - | 0 | 3,080 | - |
| UNITED STATES | 283,570 | 184,038 | -35.1 | 7,494,924 | 5,782,366 | -22.85 |
| CANADA | 699 | 365 | -47.78 | 8,728 | 11,700 | 34.05 |
| MEXICO | 42,030 | 14,000 | -66.69 | 173,073 | 68,900 | -60.19 |
| BRAZIL | 868 | 1,903 | 119.24 | 19,035 | 43,185 | 126.87 |
| ANGUILLA | 1 | 0 | -100 | 2 | 0 | -100 |
| FRENCH POLYNESIA | 0 | 62 | - | 0 | 200 | - |
| UNITED KINGDOM | 29,012 | 70,110 | 141.66 | 781,964 | 864,157 | 10.51 |
| NETHERLANDS | 6,075 | 12,652 | 108.26 | 145,011 | 220,616 | 52.14 |
| FRANCE | 29,532 | 18,724 | -36.6 | 1,067,598 | 692,553 | -35.13 |
| GERMANY, FED. REP. OF | 29,903 | 9,804 | -67.21 | 804,743 | 171,787 | -78.65 |
| SWITZERLAND | 13,451 | 4,440 | -66.99 | 259,160 | 184,880 | -28.66 |
| IRELAND | 209 | 0 | -100 | 15,867 | 0 | -100 |
| ITALY | 195 | 13 | -93.33 | 5,920 | 6,093 | 2.92 |
| SPAIN | 10,728 | 19,007 | 77.17 | 195,785 | 149,107 | -23.84 |
| GREECE | 150 | 561 | 274 | 537 | 3,276 | 510.06 |
| POLAND | 0 | 140 | - | 0 | 385 | - |
| UKRAINE | 5,000 | 0 | -100 | 137,687 | 0 | -100 |
| CZECH REPUBLIC | 4,947 | 0 | -100 | 1,154 | 0 | -100 |
| -WANGI-WANGIAN DARI MINYAK AT | 40,510,963 | 36,511,372 | -9.87 | 107,921,025 | 112,471,771 | 4.22 |
| JAPAN | 2,192,979 | 1,970,011 | -10.17 | 7,370,014 | 6,210,367 | -15.73 |
| HONG KONG | 576,405 | 726,577 | 26.05 | 3,183,405 | 4,652,524 | 46.15 |
| KOREA, REPUBLIC OF | 74,936 | 171,666 | 129.08 | 383,122 | 846,454 | 120.94 |
| TAIWAN | 1,892,983 | 2,339,557 | 23.59 | 2,384,289 | 2,505,113 | 5.07 |
| CHINA | 627,528 | 1,159,051 | 84.7 | 1,980,730 | 1,395,739 | -29.53 |
| MONGOLIA | 0 | 18,101 | - | 0 | 72,497 | - |
| MACAU | 0 | 3,699 | - | 0 | 9,057 | - |
| PAPUA NEW GUINEA | 231,935 | 236,091 | 1.79 | 453,618 | 698,422 | 53.97 |
| THAILAND | 2,837,790 | 3,474,885 | 22.45 | 19,308,677 | 22,086,023 | 14.38 |
| SINGAPORE | 2,702,643 | 1,982,784 | -26.64 | 10,681,950 | 8,326,490 | -22.05 |
| PHILIPPINES | 3,492,740 | 1,244,435 | -64.37 | 10,754,805 | 7,980,395 | -25.8 |
| MALAYSIA | 6,914,247 | 8,178,236 | 18.28 | 13,293,732 | 20,363,281 | 53.18 |
| MYANMAR (FORM. BURMA) | 32,396 | 13,445 | -58.5 | 268,747 | 193,206 | -28.11 |
| CAMBODIA | 25,463 | 972 | -96.18 | 55,655 | 1,642 | -97.05 |
| BRUNEI DARUSSALAM | 292,225 | 286,769 | -1.87 | 1,072,050 | 942,577 | -12.08 |
| NEPAL | 40,504 | 800 | -98.02 | 23,228 | 12,960 | -44.21 |
| VIET NAM | 5,436,096 | 1,286,373 | -76.34 | 5,858,573 | 5,156,847 | -11.98 |
| MALDIVES | 368,328 | 504,193 | 36.89 | 540,564 | 885,082 | 63.73 |
| INDIA | 339,646 | 534,665 | 57.42 | 700,260 | 1,053,727 | 50.48 |
| PAKISTAN | 967,074 | 637,673 | -34.06 | 1,739,494 | 1,482,452 | -14.78 |
| BANGLADESH | 54,522 | 13,734 | -74.81 | 89,859 | 33,079 | -63.19 |
| SRI LANKA | 102,714 | 104,934 | 2.16 | 399,645 | 134,958 | -66.23 |
| AFGHANISTAN | 6,521 | 99,991 | 1433.37 | 10,826 | 150,971 | 1294.52 |
| IRAQ | 44,343 | 17,916 | -59.6 | 92,913 | 42,413 | -54.35 |
| IRAN (ISLAMIC REPUBLIC OF) | 68,180 | 53,555 | -21.45 | 187,335 | 224,548 | 19.86 |
| SAUDI ARABIA | 479,795 | 393,312 | -18.02 | 1,039,804 | 603,344 | -41.98 |
| KUWAIT | 282,707 | 1,561 | -99.45 | 11,189 | 34,357 | 207.06 |

TABEL 5. PERKEMBANGAN EKSPOR INDONESIA MENURUT KOMODITI DAN NEGARA TUJUAN

| JENIS BARANG | BERAT BERSIH (KG) | | PERUB | NILAI FOB (US \$) | | PERUB |
|------------------------------|-------------------|--------------|--------|-------------------|--------------|----------|
| | JAN-SEP 2005 | JAN-SEP 2006 | % | JAN-SEP 2005 | JAN-SEP 2006 | % |
| | (1) | (2) | (3) | (4) | (5) | (6) |
| JORDAN | 118,552 | 65,447 | -44.79 | 268,621 | 178,650 | -33.49 |
| LEBANON | 9,821 | 13,222 | 34.63 | 41,524 | 40,245 | -3.08 |
| PALESTINA | 0 | 1,498 | - | 0 | 27,121 | - |
| YEMEN | 368,333 | 626,271 | 70.03 | 697,518 | 1,170,698 | 67.84 |
| OMAN | 112,688 | 0 | -100 | 265,421 | 0 | -100 |
| TURKEY | 2,587 | 0 | -100 | 3,549 | 0 | -100 |
| UNITED ARAB EMIRATES | 6,033,540 | 5,379,473 | -10.84 | 16,238,112 | 14,035,995 | -13.56 |
| QATAR | 8,359 | 1,298 | -84.47 | 14,645 | 3,476 | -76.26 |
| BAHRAIN | 635 | 150 | -76.38 | 1,523 | 5 | -99.67 |
| CYPRUS | 0 | 6,273 | - | 0 | 16,146 | - |
| EGYPT | 25 | 20,939 | 83656 | 90 | 68,529 | 76043.33 |
| LIBYAN ARAB JAMAHIRIYA | 74,496 | 63,443 | -14.84 | 168,343 | 118,641 | -29.52 |
| MOROCCO | 0 | 39,142 | - | 0 | 92,478 | - |
| SUDAN | 52,156 | 38,272 | -26.62 | 171,421 | 120,619 | -29.64 |
| ERITREA | 3,599 | 0 | -100 | 10,282 | 0 | -100 |
| NAMIBIA | 0 | 4,536 | - | 0 | 6,999 | - |
| TANZANIA, UNITED REPUBLIC OF | 28,257 | 204,207 | 622.68 | 46,955 | 350,048 | 645.5 |
| MADAGASCAR | 50,646 | 34,323 | -32.23 | 228,163 | 72,377 | -68.28 |
| KENYA | 722,361 | 835,540 | 15.67 | 1,127,748 | 1,330,764 | 18 |
| REUNION | 245 | 1,679 | 585.31 | 763 | 3,186 | 317.56 |
| MOZAMBIQUE | 100,024 | 3,073 | -96.93 | 386,912 | 10,526 | -97.28 |
| EQUATORIAL GUINEA | 4,378 | 17,955 | 310.12 | 6,661 | 27,691 | 315.72 |
| TOGO | 1,880 | 17,795 | 846.54 | 1,792 | 14,548 | 711.83 |
| GHANA | 50,740 | 137,003 | 170.01 | 131,411 | 255,883 | 94.72 |
| GUINEA | 4,113 | 0 | -100 | 4,317 | 0 | -100 |
| ANGOLA | 97,065 | 75,715 | -22 | 221,481 | 134,802 | -39.14 |
| CAMEROON | 8,796 | 25,317 | 187.82 | 20,904 | 31,908 | 52.64 |
| NIGERIA | 112,068 | 39,535 | -64.72 | 279,053 | 66,296 | -76.24 |
| SIERRA LEONE | 0 | 7,162 | - | 0 | 39,315 | - |
| GABON | 16,724 | 25,583 | 52.97 | 40,740 | 66,327 | 62.81 |
| COTE D'IVOIRE | 7,331 | 6,411 | -12.55 | 14,747 | 13,899 | -5.75 |
| SENEGAL | 88,077 | 150,242 | 70.58 | 89,433 | 169,836 | 89.9 |
| BENIN | 59,052 | 183,864 | 211.36 | 139,572 | 571,601 | 309.54 |
| BURKINA FASO | 2,053 | 9,250 | 350.56 | 1,872 | 8,654 | 362.29 |
| GAMBIA | 20,295 | 12,883 | -36.52 | 61,581 | 48,934 | -20.54 |
| U.S. VIRGIN ISLANDS | 6 | 0 | -100 | 14 | 0 | -100 |
| SEYCHELLES | 52,082 | 65,413 | 25.6 | 87,443 | 100,447 | 14.87 |
| UGANDA | 111,544 | 131,410 | 17.81 | 156,050 | 172,116 | 10.3 |
| CENTRAL AFRICAN REPUBLIC | 23,290 | 6,543 | -71.91 | 52,107 | 10,090 | -80.64 |
| NIGER | 1,148 | 196 | -82.93 | 843 | 313 | -62.87 |
| CHAD | 2,236 | 793 | -64.53 | 1,740 | 718 | -58.74 |
| DJIBOUTI | 56,349 | 60,040 | 6.55 | 89,490 | 106,356 | 18.85 |
| SAINT HELENA | 0 | 124 | - | 0 | 110 | - |
| SAO TOME AND PRINCIPE | 392 | 4,201 | 971.68 | 344 | 3,294 | 857.56 |
| SOUTH AFRICA | 12,876 | 12,524 | -2.73 | 31,698 | 38,632 | 21.88 |
| ZIMBABWE | 0 | 9,790 | - | 0 | 12,460 | - |
| ZAMBIA | 13,980 | 0 | -100 | 25,866 | 0 | -100 |
| MAURITIUS | 145,555 | 144,571 | -0.68 | 345,077 | 321,681 | -6.78 |
| AUSTRALIA | 221,743 | 428,544 | 93.26 | 625,977 | 861,674 | 37.65 |
| NEW ZEALAND | 8,617 | 8,250 | -4.26 | 25,593 | 23,233 | -9.22 |
| MICRONESIA, FEDERATED STATES | 1,306 | 1,199 | -8.19 | 24,584 | 4,444 | -81.92 |
| GUAM | 1,370 | 3,365 | 145.62 | 9,330 | 23,255 | 149.25 |
| NEW CALEDONIA | 3,094 | 95 | -96.93 | 5,797 | 170 | -97.07 |
| NORTHERN MARIANA ISLANDS | 11 | 0 | -100 | 85 | 0 | -100 |
| VANUATU | 53,082 | 59,022 | 11.19 | 72,693 | 78,183 | 7.55 |
| WALLIS AND FUTUNA ISLANDS | 241 | 0 | -100 | 257 | 0 | -100 |
| AMERICAN SAMOA | 31 | 115 | 270.97 | 180 | 1,638 | 810 |
| COOK ISLANDS | 6,085 | 32,946 | 441.43 | 7,641 | 25,393 | 232.33 |
| FIJI | 59,783 | 71,143 | 19 | 147,894 | 208,335 | 40.87 |
| KIRIBATI | 12,792 | 20,527 | 60.47 | 14,291 | 27,610 | 93.2 |
| SAMOA | 18,689 | 21,472 | 14.89 | 24,527 | 33,972 | 38.51 |
| SOLOMON ISLANDS | 90,756 | 47,249 | -47.94 | 202,905 | 114,431 | -43.6 |
| TONGA | 38,905 | 53,434 | 37.34 | 36,852 | 70,622 | 91.64 |
| TUVALU | 5,280 | 0 | -100 | 5,960 | 0 | -100 |
| EAST TIMOR | 430,415 | 86,760 | -79.84 | 375,162 | 115,952 | -69.09 |
| UNITED STATES | 151,847 | 199,534 | 31.4 | 906,092 | 779,070 | -14.02 |
| CANADA | 27,113 | 33,683 | 24.23 | 65,786 | 76,513 | 16.31 |
| MEXICO | 495 | 6 | -98.79 | 762 | 40 | -94.75 |
| GUATEMALA | 0 | 27 | - | 0 | 1,803 | - |
| PANAMA | 0 | 2,224 | - | 0 | 1,225 | - |
| SURINAME | 3,993 | 2,986 | -25.22 | 8,562 | 8,579 | 0.2 |
| CHILE | 169 | 1,178 | 597.04 | 254 | 2,957 | 1064.17 |
| VENEZUELA | 328 | 15 | -95.43 | 819 | 34 | -95.85 |

TABEL 5. PERKEMBANGAN EKSPOR INDONESIA MENURUT KOMODITI DAN NEGARA TUJUAN

| JENIS BARANG | BERAT BERSIH (KG) | | PERUB | NILAI FOB (US \$) | | PERUB |
|--------------------------|-------------------|-------------------|--------------|-------------------|-------------------|--------------|
| | JAN-SEP 2005 | JAN-SEP 2006 | % | JAN-SEP 2005 | JAN-SEP 2006 | % |
| | (1) | (2) | (3) | (4) | (5) | (6) |
| ARGENTINA | 100 | 0 | -100 | 2,020 | 0 | -100 |
| BRAZIL | 24,114 | 182 | -99.25 | 36,372 | 4,085 | -88.77 |
| COLOMBIA | 25 | 0 | -100 | 345 | 0 | -100 |
| BAHAMAS | 0 | 38 | - | 0 | 120 | - |
| JAMAICA | 27 | 11 | -59.26 | 700 | 234 | -66.57 |
| PUERTO RICO | 44 | 0 | -100 | 54 | 0 | -100 |
| BELIZE | 2,446 | 0 | -100 | 5,295 | 0 | -100 |
| DOMINICAN REPUBLIC | 477 | 0 | -100 | 495 | 0 | -100 |
| BARBADOS | 5,405 | 5,105 | -5.55 | 11,792 | 7,313 | -37.98 |
| ANGUILLA | 0 | 2 | - | 0 | 53 | - |
| CAPE VERDE | 11,514 | 17,339 | 50.59 | 20,369 | 43,243 | 112.3 |
| DOMINICA | 431 | 0 | -100 | 377 | 0 | -100 |
| FRENCH POLYNESIA | 6,856 | 416 | -93.93 | 4,082 | 777 | -80.97 |
| MARTINIQUE | 43 | 20 | -53.49 | 223 | 124 | -44.39 |
| NETHERLANDS ANTILLES | 0 | 724 | - | 0 | 1,785 | - |
| TURKS AND CAICOS ISLANDS | 576 | 0 | -100 | 787 | 0 | -100 |
| GUADELOUPE | 19 | 258 | 1257.89 | 42 | 374 | 790.48 |
| UNITED KINGDOM | 268,419 | 694,643 | 158.79 | 770,135 | 1,720,887 | 123.45 |
| NETHERLANDS | 91,861 | 143,502 | 56.22 | 136,342 | 314,336 | 130.55 |
| FRANCE | 95,346 | 151,258 | 58.64 | 433,966 | 636,827 | 46.75 |
| GERMANY, FED. REP. OF | 29,509 | 58,801 | 99.26 | 132,927 | 145,881 | 9.75 |
| AUSTRIA | 234 | 815 | 248.29 | 4,935 | 36,385 | 637.28 |
| BELGIUM | 31,190 | 68,698 | 120.26 | 90,190 | 286,965 | 218.18 |
| SWITZERLAND | 594 | 2,539 | 327.44 | 5,203 | 18,661 | 258.66 |
| DENMARK | 2,338 | 0 | -100 | 8,150 | 0 | -100 |
| NORWAY | 182 | 0 | -100 | 521 | 0 | -100 |
| SWEDEN | 56 | 34 | -39.29 | 345 | 269 | -22.03 |
| FINLAND | 254 | 136 | -46.46 | 1,695 | 409 | -75.87 |
| IRELAND | 5,271 | 315 | -94.02 | 17,925 | 2,306 | -87.14 |
| ITALY | 49,352 | 247,828 | 402.16 | 93,816 | 370,645 | 295.08 |
| SPAIN | 7,316 | 9,939 | 35.85 | 15,505 | 104,606 | 574.66 |
| PORTUGAL | 814 | 0 | -100 | 1,643 | 0 | -100 |
| ICELAND | 58 | 0 | -100 | 74 | 0 | -100 |
| GREECE | 430 | 15,038 | 3397.21 | 1,519 | 32,223 | 2021.33 |
| CZECHOSLOVAKIA | 28,860 | 28,540 | -1.11 | 57,496 | 85,948 | 49.49 |
| HUNGARY | 131 | 3,289 | 2410.69 | 276 | 55,580 | 20037.68 |
| POLAND | 346 | 104 | -69.94 | 3,029 | 2,541 | -16.11 |
| BULGARIA | 14 | 980 | 6900 | 16 | 6,898 | 43012.5 |
| YUGOSLAVIA | 322 | 1 | -99.69 | 570 | 1 | -99.82 |
| UKRAINE | 30,350 | 32,560 | 7.28 | 94,408 | 137,568 | 45.72 |
| LITHUANIA | 0 | 140 | - | 0 | 479 | - |
| GEORGIA | 9,526 | 0 | -100 | 22,335 | 0 | -100 |
| MALTA | 2,829 | 14,287 | 405.02 | 10,636 | 16,106 | 51.43 |
| SLOVENIA | 0 | 1,540 | - | 0 | 7,564 | - |
| CZECH REPUBLIC | 453 | 50 | -88.96 | 2,916 | 847 | -70.95 |
| RUSSIA FEDERATION | 3,632 | 374 | -89.7 | 9,186 | 9,659 | 5.15 |
| ROTAN OLAHAN | 14,827,525 | 18,972,203 | 27.95 | 12,120,846 | 17,361,104 | 43.23 |
| JAPAN | 12,692 | 14,093 | 11.04 | 31,162 | 141,131 | 352.89 |
| HONG KONG | 4,381,962 | 2,939,797 | -32.91 | 3,248,388 | 2,555,011 | -21.35 |
| KOREA, REPUBLIC OF | 2,186 | 13,151 | 501.6 | 3,857 | 31,738 | 722.87 |
| TAIWAN | 744,244 | 458,950 | -38.33 | 245,844 | 204,711 | -16.73 |
| CHINA | 5,619,254 | 12,403,887 | 120.74 | 5,126,228 | 11,076,602 | 116.08 |
| THAILAND | 148,302 | 400,498 | 170.06 | 126,483 | 318,751 | 152.01 |
| SINGAPORE | 2,892,687 | 1,348,407 | -53.39 | 1,924,295 | 1,115,896 | -42.01 |
| PHILIPPINES | 7,275 | 7,499 | 3.08 | 4,729 | 6,355 | 34.38 |
| MALAYSIA | 197,331 | 127,209 | -35.54 | 62,055 | 29,939 | -51.75 |
| VIET NAM | 0 | 147,900 | - | 0 | 117,071 | - |
| MALDIVES | 338 | 936 | 176.92 | 6,662 | 13,707 | 105.75 |
| INDIA | 76,000 | 30,026 | -60.49 | 73,480 | 33,028 | -55.05 |
| PAKISTAN | 18,000 | 0 | -100 | 15,840 | 0 | -100 |
| SRI LANKA | 74,199 | 158,741 | 113.94 | 32,092 | 90,576 | 182.24 |
| SAUDI ARABIA | 0 | 20,700 | - | 0 | 57,350 | - |
| KUWAIT | 0 | 21,512 | - | 0 | 23,405 | - |
| JORDAN | 39,421 | 51,478 | 30.59 | 37,677 | 43,330 | 15 |
| SYRIA ARAB REPUBLIC | 16,500 | 0 | -100 | 10,395 | 0 | -100 |
| TURKEY | 0 | 15 | - | 0 | 6 | - |
| UNITED ARAB EMIRATES | 2,088 | 1,190 | -43.01 | 9,976 | 7,817 | -21.64 |
| CYPRUS | 1,265 | 5,843 | 361.9 | 3,383 | 28,889 | 753.95 |
| TUNISIA | 5,438 | 15,000 | 175.84 | 37,271 | 17,400 | -53.31 |
| GABON | 63 | 0 | -100 | 251 | 0 | -100 |
| SWAZILAND | 0 | 150 | - | 0 | 793 | - |
| SOUTH AFRICA | 25,116 | 105,932 | 321.77 | 16,695 | 82,972 | 396.99 |

TABEL 5. PERKEMBANGAN EKSPOR INDONESIA MENURUT KOMODITI DAN NEGARA TUJUAN

| JENIS BARANG | BERAT BERSIH (KG) | | PERUB | NILAI FOB (US \$) | | PERUB |
|-----------------------------|----------------------|----------------------|--------------|----------------------|----------------------|--------------|
| | JAN-SEP 2005 | JAN-SEP 2006 | % | JAN-SEP 2005 | JAN-SEP 2006 | % |
| | (1) | (2) | (3) | (4) | (5) | (6) |
| MAURITIUS | 13,989 | 10,358 | -25.96 | 5,065 | 1,969 | -61.13 |
| AUSTRALIA | 87,721 | 53,281 | -39.26 | 117,197 | 102,279 | -12.73 |
| NEW ZEALAND | 16,007 | 9,172 | -42.7 | 30,403 | 21,659 | -28.76 |
| GUAM | 78 | 163 | 108.97 | 195 | 2,645 | 1256.41 |
| NEW CALEDONIA | 1 | 85 | 8400 | 1 | 217 | 21600 |
| VANUATU | 0 | 1,253 | - | 0 | 1,506 | - |
| COOK ISLANDS | 60 | 0 | -100 | 253 | 0 | -100 |
| UNITED STATES | 166,851 | 175,877 | 5.41 | 540,562 | 343,157 | -36.52 |
| CANADA | 1,910 | 4,225 | 121.2 | 4,437 | 3,258 | -26.57 |
| MEXICO | 0 | 478 | - | 0 | 710 | - |
| GUATEMALA | 205 | 0 | -100 | 335 | 0 | -100 |
| CUBA | 0 | 10,950 | - | 0 | 9,601 | - |
| VENEZUELA | 814 | 0 | -100 | 755 | 0 | -100 |
| ARGENTINA | 322 | 0 | -100 | 339 | 0 | -100 |
| BRAZIL | 0 | 13 | - | 0 | 136 | - |
| COLOMBIA | 0 | 8,616 | - | 0 | 9,947 | - |
| URUGUAY | 1,840 | 35 | -98.1 | 3,125 | 150 | -95.2 |
| BAHAMAS | 0 | 9,973 | - | 0 | 18,556 | - |
| PUERTO RICO | 0 | 3,823 | - | 0 | 12,966 | - |
| ARUBA | 3,692 | 0 | -100 | 9,900 | 0 | -100 |
| FRENCH POLYNESIA | 18 | 1,812 | 9966.67 | 72 | 4,790 | 6552.78 |
| UNITED KINGDOM | 521 | 11,792 | 2163.34 | 978 | 30,897 | 3059.2 |
| NETHERLANDS | 150 | 40,703 | 27035.33 | 450 | 61,799 | 13633.11 |
| FRANCE | 13,272 | 37,672 | 183.85 | 8,413 | 89,078 | 958.81 |
| GERMANY, FED. REP. OF | 152,854 | 172,338 | 12.75 | 163,873 | 298,815 | 82.35 |
| AUSTRIA | 0 | 35 | - | 0 | 79 | - |
| BELGIUM | 54,671 | 69 | -99.87 | 137,215 | 641 | -99.53 |
| SWITZERLAND | 0 | 484 | - | 0 | 2,464 | - |
| DENMARK | 0 | 106 | - | 0 | 143 | - |
| NORWAY | 0 | 463 | - | 0 | 4,953 | - |
| SWEDEN | 40 | 111 | 177.5 | 2 | 634 | 31600 |
| FINLAND | 7,612 | 312 | -95.9 | 6,742 | 667 | -90.11 |
| ITALY | 235 | 53,512 | 22671.06 | 2,295 | 84,513 | 3582.48 |
| SPAIN | 25,453 | 36,347 | 42.8 | 54,791 | 173,265 | 216.23 |
| PORTUGAL | 1,070 | 0 | -100 | 5,279 | 0 | -100 |
| GREECE | 29 | 1 | -96.55 | 12 | 1 | -91.67 |
| UKRAINE | 6,188 | 40,482 | 554.2 | 3,870 | 46,074 | 1090.54 |
| LITHUANIA | 41 | 0 | -100 | 248 | 0 | -100 |
| CROATIA | 0 | 10 | - | 0 | 32 | - |
| SLOVAKIA | 1,937 | 0 | -100 | 2,477 | 0 | -100 |
| RUSSIA FEDERATION | 5,583 | 14,738 | 163.98 | 4,799 | 37,025 | 671.51 |
| -MINYAK KELAPA SAWIT | 7,005,495,170 | 8,325,090,006 | 18.84 | 2,537,048,887 | 3,191,847,983 | 25.81 |
| JAPAN | 1,964,488 | 9,971,278 | 407.58 | 1,267,240 | 4,628,657 | 265.25 |
| HONG KONG | 16,800,768 | 4,352,965 | -74.09 | 6,602,653 | 1,845,946 | -72.04 |
| KOREA, REPUBLIC OF | 2,052,982 | 7,017,111 | 241.8 | 1,187,084 | 2,903,080 | 144.56 |
| TAIWAN | 82,594 | 153,700 | 86.09 | 34,765 | 72,370 | 108.17 |
| CHINA | 870,257,882 | 1,364,403,384 | 56.78 | 320,031,759 | 537,286,441 | 67.89 |
| MONGOLIA | 107,216 | 0 | -100 | 45,610 | 0 | -100 |
| MACAU | 0 | 8,000,000 | - | 0 | 3,190,032 | - |
| PAPUA NEW GUINEA | 773,095 | 1,218,501 | 57.61 | 535,839 | 738,898 | 37.9 |
| THAILAND | 30,004 | 84,449 | 181.46 | 24,008 | 41,364 | 72.29 |
| SINGAPORE | 334,866,769 | 430,178,790 | 28.46 | 118,549,729 | 160,650,401 | 35.51 |
| PHILIPPINES | 26,137,841 | 53,867,166 | 106.09 | 12,847,801 | 23,634,096 | 83.95 |
| MALAYSIA | 356,244,379 | 530,784,709 | 48.99 | 123,260,034 | 187,062,177 | 51.76 |
| MYANMAR (FORM. BURMA) | 20,287,890 | 118,597,439 | 484.57 | 7,811,808 | 47,890,224 | 513.05 |
| BRUNEI DARUSSALAM | 156,959 | 288,462 | 83.78 | 97,728 | 174,130 | 78.18 |
| NEPAL | 0 | 1,500,000 | - | 0 | 154,226 | - |
| VIET NAM | 37,317,291 | 74,538,368 | 99.74 | 13,281,660 | 29,109,796 | 119.17 |
| MALDIVES | 720,522 | 946,037 | 31.3 | 461,197 | 595,181 | 29.05 |
| INDIA | 1,834,529,527 | 1,567,888,882 | -14.53 | 644,864,978 | 584,215,780 | -9.4 |
| PAKISTAN | 520,641,129 | 631,638,004 | 21.32 | 197,669,663 | 248,918,649 | 25.93 |
| BANGLADESH | 277,330,737 | 317,634,555 | 14.53 | 101,624,079 | 123,190,239 | 21.22 |
| SRI LANKA | 180,433,590 | 324,638,852 | 79.92 | 64,384,706 | 122,502,530 | 90.27 |
| IRAQ | 7,529,974 | 2,500,000 | -66.8 | 3,089,578 | 962,500 | -68.85 |
| IRAN (ISLAMIC REPUBLIC OF) | 158,243,304 | 80,074,156 | -49.4 | 60,829,620 | 32,457,590 | -46.64 |
| SAUDI ARABIA | 1,999,925 | 74,530,987 | 3626.69 | 802,469 | 27,076,250 | 3274.12 |
| KUWAIT | 35,448 | 0 | -100 | 19,305 | 0 | -100 |
| JORDAN | 127,929,645 | 217,674,225 | 70.15 | 48,038,552 | 85,608,897 | 78.21 |
| YEMEN | 25,035,911 | 33,718,510 | 34.68 | 9,171,107 | 13,655,885 | 48.9 |
| OMAN | 3,948,000 | 5,000,000 | 26.65 | 1,544,980 | 1,925,000 | 24.6 |
| SYRIA ARAB REPUBLIC | 11,612,146 | 5,187,224 | -55.33 | 4,257,050 | 2,082,139 | -51.09 |
| TURKEY | 127,186,446 | 204,421,793 | 60.73 | 46,489,927 | 81,198,106 | 74.66 |

TABEL 5. PERKEMBANGAN EKSPOR INDONESIA MENURUT KOMODITI DAN NEGARA TUJUAN

| JENIS BARANG | BERAT BERSIH (KG) | | PERUB | NILAI FOB (US \$) | | PERUB |
|------------------------------|-------------------|--------------|----------|-------------------|--------------|----------|
| | JAN-SEP 2005 | JAN-SEP 2006 | % | JAN-SEP 2005 | JAN-SEP 2006 | % |
| (1) | (2) | (3) | (4) | (5) | (6) | (7) |
| UNITED ARAB EMIRATES | 8,267,917 | 26,776,482 | 223.86 | 3,367,660 | 10,851,132 | 222.22 |
| QATAR | 38,665 | 104,220 | 169.55 | 20,563 | 55,236 | 168.62 |
| EGYPT | 121,596,647 | 192,476,689 | 58.29 | 43,430,684 | 79,643,380 | 83.38 |
| LIBYAN ARAB JAMAHIRIYA | 22,000 | 0 | -100 | 9,900 | 0 | -100 |
| MOROCCO | 5,289,474 | 6,799,436 | 28.55 | 1,841,483 | 2,455,831 | 33.36 |
| TUNISIA | 15,869,393 | 5,775,000 | -63.61 | 6,032,337 | 2,319,562 | -61.55 |
| ALGERIA | 85,397,472 | 52,225,000 | -38.84 | 32,809,091 | 21,139,913 | -35.57 |
| SUDAN | 9,404,752 | 16,520,548 | 75.66 | 3,719,175 | 6,366,960 | 71.19 |
| ERITREA | 0 | 55,626 | - | 0 | 39,039 | - |
| ETHIOPIA | 0 | 105,251 | - | 0 | 58,150 | - |
| TANZANIA, UNITED REPUBLIC OF | 139,374,946 | 105,858,899 | -24.05 | 48,990,555 | 40,497,891 | -17.34 |
| MADAGASCAR | 15,422,814 | 0 | -100 | 6,073,359 | 0 | -100 |
| KENYA | 13,164,701 | 0 | -100 | 4,982,810 | 0 | -100 |
| MOZAMBIQUE | 19,875,110 | 5,980,980 | -69.91 | 7,651,674 | 2,562,692 | -66.51 |
| EQUATORIAL GUINEA | 896,961 | 923,799 | 2.99 | 589,781 | 566,640 | -3.92 |
| TOGO | 450,262 | 368,537 | -18.15 | 247,883 | 234,846 | -5.26 |
| GHANA | 8,326,601 | 12,519,110 | 50.35 | 4,309,316 | 6,143,764 | 42.57 |
| LIBERIA | 625,204 | 98,179 | -84.3 | 346,888 | 55,588 | -83.98 |
| GUINEA | 6,105,354 | 267,678 | -95.62 | 3,117,310 | 151,969 | -95.12 |
| ANGOLA | 5,604,287 | 12,278,090 | 119.08 | 3,132,740 | 7,033,766 | 124.52 |
| CONGO | 890,623 | 3,154,337 | 254.17 | 483,172 | 1,684,415 | 248.62 |
| CAMEROON | 2,532,664 | 6,495,313 | 156.46 | 1,425,111 | 3,651,595 | 156.23 |
| NIGERIA | 373,538 | 33,830 | -90.94 | 286,416 | 25,740 | -91.01 |
| SIERRA LEONE | 1,366,453 | 422,167 | -69.1 | 489,278 | 232,943 | -52.39 |
| GABON | 3,588,357 | 3,414,707 | -4.84 | 1,899,234 | 2,030,335 | 6.9 |
| COTE D'IVOIRE | 0 | 4,799,635 | - | 0 | 1,948,603 | - |
| SENEGAL | 6,969,296 | 6,221,473 | -10.73 | 3,712,706 | 3,379,235 | -8.98 |
| MAURITANIA | 2,527,003 | 1,646,000 | -34.86 | 1,400,153 | 931,832 | -33.45 |
| BENIN | 599,931 | 2,153,765 | 259 | 444,058 | 1,436,652 | 223.53 |
| BURKINA FASO | 500,000 | 999,433 | 99.89 | 80,000 | 329,812 | 312.27 |
| GAMBIA | 972,126 | 1,797,597 | 84.91 | 516,916 | 997,862 | 93.04 |
| CENTRAL AFRICAN REPUBLIC | 135,832 | 0 | -100 | 105,456 | 0 | -100 |
| DJIBOUTI | 1,397,956 | 1,633,460 | 16.85 | 677,517 | 890,653 | 31.46 |
| SAO TOME AND PRINCIPE | 285,075 | 399,105 | 40 | 172,813 | 249,201 | 44.2 |
| SOUTH AFRICA | 93,404,559 | 77,477,019 | -17.05 | 34,666,344 | 30,548,339 | -11.88 |
| COMOROS | 289,271 | 393,419 | 36 | 178,051 | 229,635 | 28.97 |
| MAURITIUS | 2,110,039 | 1,739,693 | -17.55 | 887,265 | 799,410 | -9.9 |
| AUSTRALIA | 21,825 | 48 | -99.78 | 10,417 | 90 | -99.14 |
| NEW ZEALAND | 17,370 | 6,906,180 | 39659.24 | 8,685 | 2,788,061 | 32002.03 |
| GUAM | 0 | 72,518 | - | 0 | 41,995 | - |
| NORTHERN MARIANA ISLANDS | 16,261 | 32,594 | 100.44 | 9,696 | 21,384 | 120.54 |
| VANUATU | 199,755 | 247,169 | 23.74 | 142,182 | 175,410 | 23.37 |
| WALLIS AND FUTUNA ISLANDS | 64 | 0 | -100 | 68 | 0 | -100 |
| OTH.OCEANIA | 0 | 650,000 | - | 0 | 237,575 | - |
| COOK ISLANDS | 0 | 16,942 | - | 0 | 11,680 | - |
| FIJI | 95,670 | 164,571 | 72.02 | 65,794 | 109,457 | 66.36 |
| KIRIBATI | 141,264 | 64,051 | -54.66 | 92,497 | 42,122 | -54.46 |
| SAMOA | 596,989 | 570,974 | -4.36 | 391,883 | 377,941 | -3.56 |
| SOLOMON ISLANDS | 155,238 | 150,358 | -3.14 | 110,384 | 111,143 | 0.69 |
| TONGA | 78,485 | 149,449 | 90.42 | 53,653 | 132,205 | 146.41 |
| TUVALU | 13,864 | 4,032 | -70.92 | 9,641 | 2,859 | -70.35 |
| EAST TIMOR | 1,154,619 | 822,880 | -28.73 | 593,143 | 491,295 | -17.17 |
| UNITED STATES | 7,450,150 | 49,151,394 | 559.74 | 2,754,378 | 19,144,763 | 595.07 |
| CANADA | 0 | 512,070 | - | 0 | 262,527 | - |
| OTH NORTH AMERICA | 21,131 | 0 | -100 | 11,862 | 0 | -100 |
| MEXICO | 0 | 2,499,692 | - | 0 | 974,879 | - |
| NICARAGUA | 0 | 23,083 | - | 0 | 11,437 | - |
| PANAMA | 0 | 224,623 | - | 0 | 163,243 | - |
| SURINAME | 21,131 | 0 | -100 | 12,013 | 0 | -100 |
| VENEZUELA | 1,000,000 | 1,000,000 | 0 | 366,000 | 360,000 | -1.64 |
| BRAZIL | 13,600,183 | 34,460,772 | 153.38 | 5,068,339 | 13,610,405 | 168.54 |
| COLOMBIA | 21,095 | 0 | -100 | 11,612 | 0 | -100 |
| ECUADOR | 0 | 27,400,794 | - | 0 | 11,393,316 | - |
| GUYANA | 0 | 63,018 | - | 0 | 30,669 | - |
| JAMAICA | 0 | 162,666 | - | 0 | 75,094 | - |
| DOMINICAN REPUBLIC | 0 | 42,000 | - | 0 | 18,533 | - |
| COSTA RICA | 20,736 | 2,750,000 | 13161.96 | 9,745 | 957,000 | 9720.42 |
| CAPE VERDE | 220,000 | 0 | -100 | 96,800 | 0 | -100 |
| DOMINICA | 0 | 147,000 | - | 0 | 68,355 | - |
| FRENCH POLYNESIA | 0 | 21,345 | - | 0 | 12,102 | - |
| NETHERLANDS ANTILLES | 10,370,000 | 18,113 | -99.83 | 3,597,602 | 11,108 | -99.69 |
| UNITED KINGDOM | 51,538,941 | 39,160,933 | -24.02 | 15,994,862 | 14,237,979 | -10.98 |
| NETHERLANDS | 688,964,530 | 814,090,986 | 18.16 | 239,008,313 | 303,638,564 | 27.04 |

TABEL 5. PERKEMBANGAN EKSPOR INDONESIA MENURUT KOMODITI DAN NEGARA TUJUAN

| JENIS BARANG | BERAT BERSIH (KG) | | PERUB | NILAI FOB (US \$) | | PERUB |
|----------------------------------|--------------------|--------------------|-------------|--------------------|--------------------|--------------|
| | JAN-SEP 2005 | JAN-SEP 2006 | % | JAN-SEP 2005 | JAN-SEP 2006 | % |
| (1) | (2) | (3) | (4) | (5) | (6) | (7) |
| FRANCE | 1,193,733 | 434,859 | -63.57 | 668,472 | 238,652 | -64.3 |
| GERMANY, FED. REP. OF | 243,737,203 | 229,736,438 | -5.74 | 87,528,527 | 87,473,283 | -0.06 |
| BELGIUM | 22,000 | 5,105,600 | 23107.27 | 9,900 | 2,048,576 | 20592.69 |
| SWITZERLAND | 42,191 | 0 | -100 | 23,800 | 0 | -100 |
| DENMARK | 29,240,433 | 9,500,000 | -67.51 | 10,719,494 | 3,311,154 | -69.11 |
| SWEDEN | 0 | 19,068 | - | 0 | 12,872 | - |
| ITALY | 104,143,672 | 133,803,618 | 28.48 | 38,483,460 | 51,524,516 | 33.89 |
| SPAIN | 79,125,321 | 109,095,652 | 37.88 | 27,685,543 | 41,501,432 | 49.9 |
| PORTUGAL | 10,264,912 | 6,387,407 | -37.77 | 3,991,221 | 2,645,434 | -33.72 |
| ICELAND | 1,913,770 | 0 | -100 | 684,172 | 0 | -100 |
| GREECE | 15,022,301 | 8,987,871 | -40.17 | 5,541,129 | 3,564,668 | -35.67 |
| CZECHOSLOVAKIA | 1,428,722 | 723,579 | -49.35 | 781,416 | 478,314 | -38.79 |
| POLAND | 63,000 | 147,000 | 133.33 | 26,145 | 68,166 | 160.72 |
| ROMANIA | 20,736 | 21,583 | 4.08 | 9,745 | 10,634 | 9.12 |
| BULGARIA | 20,243,377 | 3,531,526 | -82.55 | 7,080,719 | 1,592,955 | -77.5 |
| AZERBAIJAN | 0 | 106,024 | - | 0 | 49,044 | - |
| BELARUS | 0 | 21,862 | - | 0 | 9,510 | - |
| TAJKIKISTAN | 0 | 43,095 | - | 0 | 22,302 | - |
| TURKMENISTAN | 40,000 | 0 | -100 | 17,600 | 0 | -100 |
| UKRAINE | 153,709,870 | 143,152,408 | -6.87 | 56,931,390 | 45,511,665 | -20.06 |
| UZBEKISTAN | 193,472 | 0 | -100 | 91,451 | 0 | -100 |
| LITHUANIA | 173,144 | 0 | -100 | 88,676 | 0 | -100 |
| LATVIA | 4,667,000 | 63,120 | -98.65 | 1,650,537 | 29,335 | -98.22 |
| GEORGIA | 167,152 | 176,018 | 5.3 | 95,268 | 80,299 | -15.71 |
| RUSSIA FEDERATION | 46,432,115 | 69,728,999 | 50.17 | 19,598,025 | 28,848,776 | 47.2 |
| -MINYAK BIJI KELAPA SAWIT | 732,096,107 | 864,609,678 | 18.1 | 425,327,064 | 421,712,240 | -0.85 |
| KOREA, REPUBLIC OF | 0 | 258 | - | 0 | 667 | - |
| CHINA | 128,058,717 | 126,756,216 | -1.02 | 74,234,949 | 63,369,378 | -14.64 |
| PAPUA NEW GUINEA | 0 | 14,250 | - | 0 | 16,620 | - |
| SINGAPORE | 3,915,871 | 2,249,967 | -42.54 | 2,233,819 | 1,148,375 | -48.59 |
| PHILIPPINES | 0 | 1,829,178 | - | 0 | 878,005 | - |
| MALAYSIA | 69,640,598 | 126,697,671 | 81.93 | 41,929,083 | 64,046,761 | 52.75 |
| INDIA | 85,023,181 | 84,107,492 | -1.08 | 49,600,142 | 41,659,854 | -16.01 |
| PAKISTAN | 2,829,297 | 4,968,204 | 75.6 | 1,586,061 | 2,664,898 | 68.02 |
| BANGLADESH | 2,000,000 | 4,500,000 | 125 | 1,142,500 | 2,343,000 | 105.08 |
| SRI LANKA | 7,645,999 | 2,345,000 | -69.33 | 4,385,765 | 1,217,600 | -72.24 |
| SAUDI ARABIA | 2,000,000 | 3,300,000 | 65 | 1,165,000 | 1,764,200 | 51.43 |
| JORDAN | 5,049,998 | 14,153,098 | 180.26 | 3,057,800 | 7,342,437 | 140.12 |
| OMAN | 600,000 | 0 | -100 | 351,000 | 0 | -100 |
| SYRIA ARAB REPUBLIC | 510,000 | 1,000,000 | 96.08 | 244,800 | 490,000 | 100.16 |
| TURKEY | 28,975,268 | 40,239,178 | 38.87 | 16,523,925 | 20,927,784 | 26.65 |
| EGYPT | 1,800,000 | 250,000 | -86.11 | 1,064,173 | 127,500 | -88.02 |
| MOROCCO | 1,550,000 | 0 | -100 | 926,375 | 0 | -100 |
| TUNISIA | 650,000 | 500,000 | -23.08 | 342,000 | 260,000 | -23.98 |
| ALGERIA | 103,680 | 2,664,413 | 2469.84 | 76,307 | 1,226,500 | 1507.32 |
| TANZANIA, UNITED REPUBLIC OF | 600,000 | 850,000 | 41.67 | 342,300 | 426,250 | 24.53 |
| MOZAMBIQUE | 300,000 | 0 | -100 | 174,000 | 0 | -100 |
| SOUTH AFRICA | 3,722,000 | 8,950,166 | 140.47 | 2,107,800 | 4,840,717 | 129.66 |
| EAST TIMOR | 166 | 588 | 254.22 | 113 | 105 | -7.08 |
| UNITED STATES | 27,838,652 | 31,872,367 | 14.49 | 17,151,752 | 17,539,087 | 2.26 |
| MEXICO | 0 | 8,396,604 | - | 0 | 4,229,785 | - |
| BRAZIL | 21,892,000 | 58,122,388 | 165.5 | 12,881,510 | 13,423,194 | 4.21 |
| UNITED KINGDOM | 3,375,000 | 0 | -100 | 1,950,000 | 0 | -100 |
| NETHERLANDS | 285,612,036 | 291,815,388 | 2.17 | 163,133,468 | 145,744,181 | -10.66 |
| GERMANY, FED. REP. OF | 12,550,000 | 15,340,000 | 22.23 | 7,599,000 | 8,708,250 | 14.6 |
| ITALY | 10,974,755 | 13,558,773 | 23.55 | 6,155,972 | 6,986,038 | 13.48 |
| SPAIN | 10,059,601 | 10,678,459 | 6.15 | 5,853,827 | 5,396,422 | -7.81 |
| PORTUGAL | 800,000 | 0 | -100 | 462,650 | 0 | -100 |
| GREECE | 1,836,472 | 3,500,000 | 90.58 | 1,103,931 | 1,724,000 | 56.17 |
| CZECHOSLOVAKIA | 0 | 1,000,000 | - | 0 | 509,000 | - |
| BULGARIA | 0 | 43,740 | - | 0 | 28,212 | - |
| TURKMENISTAN | 20,736 | 0 | -100 | 14,515 | 0 | -100 |
| UKRAINE | 11,622,944 | 4,526,454 | -61.06 | 7,170,893 | 2,431,016 | -66.1 |
| RUSSIA FEDERATION | 539,136 | 379,826 | -29.55 | 361,634 | 242,404 | -32.97 |
| -MINYAK NABATI LAIN | 603,356,373 | 733,063,093 | 21.5 | 350,737,985 | 357,297,114 | 1.87 |
| JAPAN | 1,466,158 | 1,865,435 | 27.23 | 1,187,406 | 2,248,524 | 89.36 |
| HONG KONG | 38,558 | 9,264 | -75.97 | 116,936 | 155,478 | 32.96 |
| KOREA, REPUBLIC OF | 108,321 | 10,384,026 | 9486.35 | 92,120 | 5,530,410 | 5903.48 |
| TAIWAN | 201,059 | 278,480 | 38.51 | 139,375 | 170,394 | 22.26 |
| CHINA | 78,867,372 | 359,850,217 | 356.27 | 46,077,419 | 155,776,074 | 238.07 |
| PAPUA NEW GUINEA | 146,431 | 102,674 | -29.88 | 156,112 | 107,646 | -31.05 |

TABEL 5. PERKEMBANGAN EKSPOR INDONESIA MENURUT KOMODITI DAN NEGARA TUJUAN

| JENIS BARANG | BERAT BERSIH (KG) | | PERUB | NILAI FOB (US \$) | | PERUB |
|------------------------------|-------------------|--------------|-----------|-------------------|--------------|---------|
| | JAN-SEP 2005 | JAN-SEP 2006 | % | JAN-SEP 2005 | JAN-SEP 2006 | % |
| (1) | (2) | (3) | (4) | (5) | (6) | (7) |
| THAILAND | 501,800 | 617,312 | 23.02 | 328,529 | 329,679 | 0.35 |
| SINGAPORE | 7,186,181 | 12,581,994 | 75.09 | 3,355,207 | 6,725,413 | 100.45 |
| PHILIPPINES | 1,126,996 | 2,929,518 | 159.94 | 595,608 | 1,518,392 | 154.93 |
| MALAYSIA | 100,774,377 | 106,449,705 | 5.63 | 59,442,693 | 56,176,184 | -5.5 |
| MYANMAR (FORM. BURMA) | 67,728 | 0 | -100 | 55,414 | 0 | -100 |
| BRUNEI DARUSSALAM | 27,777 | 0 | -100 | 31,711 | 0 | -100 |
| VIET NAM | 1,771,424 | 344,047 | -80.58 | 1,300,714 | 240,406 | -81.52 |
| MALDIVES | 17,146 | 172 | -99 | 10,304 | 1,039 | -89.92 |
| INDIA | 16,894,587 | 10,216,953 | -39.53 | 4,766,016 | 5,353,163 | 12.32 |
| PAKISTAN | 668,129 | 9,335,502 | 1297.26 | 339,154 | 3,753,720 | 1006.79 |
| SRI LANKA | 324,843 | 431,654 | 32.88 | 140,144 | 280,205 | 99.94 |
| IRAN (ISLAMIC REPUBLIC OF) | 122,000 | 953,073 | 681.21 | 96,800 | 653,750 | 575.36 |
| SAUDI ARABIA | 984,945 | 670,249 | -31.95 | 545,945 | 201,969 | -63.01 |
| KUWAIT | 0 | 22,000 | - | 0 | 14,850 | - |
| JORDAN | 999,999 | 0 | -100 | 607,500 | 0 | -100 |
| LEBANON | 64,000 | 41,998 | -34.38 | 44,000 | 37,485 | -14.81 |
| OMAN | 66,000 | 64,100 | -2.88 | 59,400 | 37,527 | -36.82 |
| SYRIA ARAB REPUBLIC | 343,744 | 668,068 | 94.35 | 247,144 | 496,167 | 100.76 |
| TURKEY | 3,656,940 | 14,420,069 | 294.32 | 2,276,875 | 8,504,470 | 273.52 |
| UNITED ARAB EMIRATES | 36,000 | 20,999 | -41.67 | 23,310 | 18,444 | -20.88 |
| CYPRUS | 98 | 492 | 402.04 | 277 | 1,314 | 374.37 |
| EGYPT | 2,569,300 | 5,274,799 | 105.3 | 1,981,195 | 3,236,834 | 63.38 |
| MOROCCO | 856,000 | 938,400 | 9.63 | 583,952 | 586,806 | 0.49 |
| TUNISIA | 1,410,000 | 1,200,000 | -14.89 | 880,400 | 630,075 | -28.43 |
| ALGERIA | 5,851,200 | 7,571,208 | 29.4 | 3,383,202 | 3,774,377 | 11.56 |
| TANZANIA, UNITED REPUBLIC OF | 0 | 2,500,000 | - | 0 | 850,000 | - |
| KENYA | 600,540 | 0 | -100 | 461,991 | 0 | -100 |
| MOZAMBIQUE | 16,649 | 37,500 | 125.24 | 10,557 | 18,938 | 79.39 |
| TOGO | 50,937 | 16,919 | -66.78 | 36,504 | 12,329 | -66.23 |
| GHANA | 36,000 | 0 | -100 | 22,800 | 0 | -100 |
| CONGO | 16,979 | 0 | -100 | 12,792 | 0 | -100 |
| CAMEROON | 22,000 | 0 | -100 | 15,400 | 0 | -100 |
| NIGERIA | 390,533 | 242,000 | -38.03 | 288,584 | 149,930 | -48.05 |
| GABON | 16,979 | 0 | -100 | 12,168 | 0 | -100 |
| COTE D'IVOIRE | 286,000 | 198,000 | -30.77 | 197,560 | 115,830 | -41.37 |
| SENEGAL | 35,280 | 0 | -100 | 16,581 | 0 | -100 |
| SOUTH AFRICA | 5,745,212 | 2,924,230 | -49.1 | 3,071,355 | 1,912,778 | -37.72 |
| MAURITIUS | 30,704 | 0 | -100 | 24,908 | 0 | -100 |
| AUSTRALIA | 564,546 | 1,742,154 | 208.59 | 430,730 | 1,009,440 | 134.36 |
| NEW ZEALAND | 477,568 | 308,153 | -35.47 | 297,526 | 189,961 | -36.15 |
| MICRONESIA, FEDERATED STATES | 0 | 102 | - | 0 | 717 | - |
| AMERICAN SAMOA | 0 | 2,206 | - | 0 | 2,269 | - |
| COOK ISLANDS | 1,397 | 0 | -100 | 1,973 | 0 | -100 |
| FIJI | 0 | 22,000 | - | 0 | 19,800 | - |
| SOLOMON ISLANDS | 33,231 | 0 | -100 | 24,106 | 0 | -100 |
| TONGA | 13,207 | 12,633 | -4.35 | 14,022 | 12,703 | -9.41 |
| TUVALU | 18,524 | 0 | -100 | 14,901 | 0 | -100 |
| EAST TIMOR | 301,640 | 94,845 | -68.56 | 255,409 | 70,566 | -72.37 |
| UNITED STATES | 80,790,988 | 39,080,772 | -51.63 | 47,685,295 | 20,340,056 | -57.35 |
| CANADA | 315 | 0 | -100 | 839 | 0 | -100 |
| CHILE | 226,000 | 140,000 | -38.05 | 113,040 | 62,800 | -44.44 |
| BRAZIL | 79,998 | 63,000 | -21.25 | 97,755 | 60,732 | -37.87 |
| BOLIVIA | 0 | 22,000 | - | 0 | 14,080 | - |
| COSTA RICA | 0 | 88,000 | - | 0 | 50,820 | - |
| FRENCH POLYNESIA | 0 | 10 | - | 0 | 12 | - |
| UNITED KINGDOM | 267,894 | 2,762,155 | 931.06 | 413,935 | 1,313,546 | 217.33 |
| NETHERLANDS | 215,180,446 | 78,062,751 | -63.72 | 120,825,292 | 39,945,211 | -66.94 |
| FRANCE | 1,646 | 12,244 | 643.86 | 76,533 | 68,599 | -10.37 |
| GERMANY, FED. REP. OF | 2,052,119 | 123,487 | -93.98 | 1,253,715 | 141,030 | -88.75 |
| BELGIUM | 190,840 | 0 | -100 | 359,815 | 0 | -100 |
| SWITZERLAND | 126 | 345,000 | 273709.52 | 3,279 | 214,500 | 6441.63 |
| DENMARK | 33,133 | 53,400 | 61.17 | 29,820 | 47,259 | 58.48 |
| NORWAY | 88,037 | 24 | -99.97 | 62,099 | 244 | -99.61 |
| SWEDEN | 12,261,210 | 9,496,840 | -22.55 | 7,249,804 | 4,427,697 | -38.93 |
| FINLAND | 109 | 0 | -100 | 1,364 | 0 | -100 |
| ITALY | 5,788,143 | 5,760,120 | -0.48 | 3,369,307 | 3,150,324 | -6.5 |
| SPAIN | 9,132,274 | 3,850,110 | -57.84 | 5,540,517 | 2,046,888 | -63.06 |
| GREECE | 2,095,000 | 1,913,409 | -8.67 | 1,288,460 | 1,116,850 | -13.32 |
| HUNGARY | 61,288 | 63,044 | 2.87 | 45,705 | 42,855 | -6.24 |
| ROMANIA | 44,000 | 425,925 | 868.01 | 34,760 | 284,220 | 717.66 |
| BULGARIA | 61,200 | 670,546 | 995.66 | 42,840 | 434,193 | 913.52 |
| AZERBAIJAN | 0 | 88,000 | - | 0 | 70,730 | - |
| KAZAKHSTAN | 419,144 | 0 | -100 | 315,121 | 0 | -100 |

TABEL 5. PERKEMBANGAN EKSPOR INDONESIA MENURUT KOMODITI DAN NEGARA TUJUAN

| JENIS BARANG | BERAT BERSIH (KG) | | PERUB | NILAI FOB (US \$) | | PERUB |
|------------------------------|--------------------|--------------------|--------------|-------------------|-------------------|-------------|
| | JAN-SEP 2005 | JAN-SEP 2006 | % | JAN-SEP 2005 | JAN-SEP 2006 | % |
| (1) | (2) | (3) | (4) | (5) | (6) | (7) |
| KYRGYZSTAN | 44,000 | 350,012 | 695.48 | 32,560 | 221,106 | 579.07 |
| TAJIKISTAN | 0 | 21,006 | - | 0 | 13,023 | - |
| TURKMENISTAN | 132,000 | 0 | -100 | 89,320 | 0 | -100 |
| UKRAINE | 7,640,503 | 7,018,393 | -8.14 | 4,882,636 | 4,034,107 | -17.38 |
| UZBEKISTAN | 446,832 | 22,000 | -95.08 | 293,384 | 14,520 | -95.05 |
| LITHUANIA | 498,604 | 319,790 | -35.86 | 362,552 | 233,810 | -35.51 |
| LATVIA | 212,208 | 103,680 | -51.14 | 796,014 | 68,622 | -91.38 |
| GEORGIA | 41,472 | 671,680 | 1519.6 | 29,858 | 389,338 | 1203.97 |
| SLOVENIA | 10,000 | 18,017 | 80.17 | 7,200 | 11,917 | 65.51 |
| CZECH REPUBLIC | 0 | 43 | - | 0 | 330 | - |
| RUSSIA FEDERATION | 29,749,805 | 26,174,485 | -12.02 | 21,360,437 | 17,551,639 | -17.83 |
| -STEARIN | 139,042,968 | 134,350,283 | -3.37 | 67,448,917 | 67,542,366 | 0.14 |
| JAPAN | 2,356,254 | 2,878,415 | 22.16 | 1,341,173 | 1,555,292 | 15.97 |
| HONG KONG | 853,000 | 882,498 | 3.46 | 434,215 | 469,527 | 8.13 |
| KOREA, REPUBLIC OF | 20,789,307 | 7,995,023 | -61.54 | 10,249,555 | 4,068,487 | -60.31 |
| TAIWAN | 18,729,897 | 15,483,969 | -17.33 | 9,289,360 | 7,874,294 | -15.23 |
| CHINA | 46,954,128 | 50,780,619 | 8.15 | 21,830,186 | 25,610,398 | 17.32 |
| THAILAND | 7,756,906 | 7,665,811 | -1.17 | 3,778,878 | 3,810,382 | 0.83 |
| SINGAPORE | 270,573 | 618,700 | 128.66 | 156,117 | 347,986 | 122.9 |
| PHILIPPINES | 1,736,775 | 1,803,224 | 3.83 | 849,166 | 901,338 | 6.14 |
| MALAYSIA | 24,000 | 30,000 | 25 | 17,052 | 21,845 | 28.11 |
| MYANMAR (FORM. BURMA) | 2,040 | 3,028,999 | 148380.34 | 2,224 | 1,036,589 | 46509.22 |
| VIET NAM | 1,503,454 | 1,607,483 | 6.92 | 746,320 | 835,421 | 11.94 |
| INDIA | 1,143,499 | 4,162,047 | 263.97 | 632,611 | 1,632,891 | 158.12 |
| PAKISTAN | 48,000 | 64,000 | 33.33 | 23,841 | 37,742 | 37.33 |
| BANGLADESH | 49,000 | 1,537,000 | 3036.73 | 24,028 | 658,974 | 2642.53 |
| SRI LANKA | 201,129 | 269,173 | 33.83 | 98,042 | 129,328 | 31.91 |
| IRAN (ISLAMIC REPUBLIC OF) | 475,000 | 597,000 | 25.68 | 222,525 | 282,314 | 26.87 |
| SAUDI ARABIA | 0 | 34,000 | - | 0 | 20,028 | - |
| JORDAN | 16,000 | 144,000 | 800 | 7,369 | 74,748 | 914.36 |
| SYRIA ARAB REPUBLIC | 29,500 | 26,000 | -11.86 | 14,089 | 11,830 | -16.03 |
| TURKEY | 14,467,862 | 15,920,120 | 10.04 | 7,121,168 | 8,328,667 | 16.96 |
| EGYPT | 719,000 | 254,235 | -64.64 | 421,151 | 131,259 | -68.83 |
| MOROCCO | 16,500 | 49,500 | 200 | 8,955 | 27,600 | 208.21 |
| TUNISIA | 53,500 | 12,500 | -76.64 | 28,890 | 6,750 | -76.64 |
| ALGERIA | 33,000 | 0 | -100 | 17,820 | 0 | -100 |
| TANZANIA, UNITED REPUBLIC OF | 34,000 | 17,000 | -50 | 19,091 | 10,132 | -46.93 |
| KENYA | 125,365 | 49,500 | -60.52 | 67,823 | 24,583 | -63.75 |
| MOZAMBIQUE | 0 | 17,500 | - | 0 | 11,550 | - |
| GHANA | 34,000 | 68,500 | 101.47 | 16,785 | 30,130 | 79.51 |
| GUINEA | 0 | 245,000 | - | 0 | 149,450 | - |
| CAMEROON | 50,000 | 0 | -100 | 26,239 | 0 | -100 |
| NIGERIA | 594,000 | 408,170 | -31.28 | 349,787 | 231,302 | -33.87 |
| COTE D'IVOIRE | 297,000 | 599,000 | 101.68 | 159,062 | 323,437 | 103.34 |
| SENEGAL | 0 | 49,500 | - | 0 | 24,255 | - |
| SOUTH AFRICA | 781,436 | 1,016,989 | 30.14 | 437,679 | 537,359 | 22.77 |
| ZIMBABWE | 34,000 | 0 | -100 | 20,678 | 0 | -100 |
| ZAIRE | 0 | 68,000 | - | 0 | 46,648 | - |
| AUSTRALIA | 196,310 | 51,000 | -74.02 | 108,897 | 30,974 | -71.56 |
| NEW ZEALAND | 16,500 | 0 | -100 | 8,085 | 0 | -100 |
| UNITED STATES | 1,598,141 | 1,286,756 | -19.48 | 795,604 | 853,606 | 7.29 |
| CANADA | 223,500 | 103,000 | -53.91 | 119,473 | 60,922 | -49.01 |
| MEXICO | 241,267 | 264,001 | 9.42 | 117,646 | 146,470 | 24.5 |
| GUATEMALA | 82,500 | 49,500 | -40 | 44,006 | 28,216 | -35.88 |
| CHILE | 50,000 | 0 | -100 | 25,450 | 0 | -100 |
| VENEZUELA | 16,500 | 33,000 | 100 | 10,560 | 18,851 | 78.51 |
| ARGENTINA | 51,000 | 0 | -100 | 23,970 | 0 | -100 |
| BRAZIL | 200,000 | 49,000 | -75.5 | 93,000 | 25,528 | -72.55 |
| COLOMBIA | 244,500 | 231,000 | -5.52 | 133,277 | 115,987 | -12.97 |
| ECUADOR | 1,870 | 22,030 | 1078.07 | 1,350 | 13,446 | 896 |
| PERU | 82,500 | 33,000 | -60 | 42,419 | 19,470 | -54.1 |
| DOMINICAN REPUBLIC | 0 | 148,500 | - | 0 | 79,038 | - |
| COSTA RICA | 16,500 | 33,000 | 100 | 8,840 | 18,480 | 109.05 |
| UNITED KINGDOM | 1,382,498 | 695,998 | -49.66 | 708,120 | 369,024 | -47.89 |
| NETHERLANDS | 6,994,562 | 5,511,299 | -21.21 | 2,899,350 | 2,491,063 | -14.08 |
| FRANCE | 144,000 | 48,000 | -66.67 | 79,368 | 26,408 | -66.73 |
| GERMANY, FED. REP. OF | 1,081,900 | 1,521,099 | 40.6 | 599,173 | 824,209 | 37.56 |
| BELGIUM | 1,330,999 | 559,500 | -57.96 | 700,465 | 257,966 | -63.17 |
| SWITZERLAND | 0 | 67,000 | - | 0 | 36,492 | - |
| SWEDEN | 49,999 | 14,000 | -72 | 28,351 | 7,747 | -72.67 |
| ITALY | 255,500 | 247,777 | -3.02 | 141,915 | 132,808 | -6.42 |
| SPAIN | 1,489,758 | 1,531,441 | 2.8 | 768,279 | 823,721 | 7.22 |

TABEL 5. PERKEMBANGAN EKSPOR INDONESIA MENURUT KOMODITI DAN NEGARA TUJUAN

| JENIS BARANG | BERAT BERSIH (KG) | | PERUB | NILAI FOB (US \$) | | PERUB |
|------------------------------|--------------------|--------------------|--------------|----------------------|----------------------|--------------|
| | JAN-SEP 2005 | JAN-SEP 2006 | % | JAN-SEP 2005 | JAN-SEP 2006 | % |
| (1) | (2) | (3) | (4) | (5) | (6) | (7) |
| PORTUGAL | 2,139,493 | 1,778,677 | -16.86 | 1,074,142 | 971,275 | -9.58 |
| GREECE | 285,800 | 234,000 | -18.12 | 151,974 | 118,833 | -21.81 |
| CZECHOSLOVAKIA | 0 | 237,000 | - | 0 | 172,354 | - |
| POLAND | 258,498 | 742,750 | 187.33 | 131,011 | 387,477 | 195.76 |
| ROMANIA | 16,999 | 0 | -100 | 8,900 | 0 | -100 |
| BULGARIA | 116,499 | 143,352 | 23.05 | 61,360 | 81,577 | 32.95 |
| UKRAINE | 136,000 | 51,000 | -62.5 | 67,534 | 26,690 | -60.48 |
| LATVIA | 0 | 17,000 | - | 0 | 9,520 | - |
| SLOVENIA | 33,000 | 0 | -100 | 18,035 | 0 | -100 |
| CZECH REPUBLIC | 250 | 0 | -100 | 60 | 0 | -100 |
| RUSSIA FEDERATION | 128,000 | 263,128 | 105.57 | 66,424 | 136,678 | 105.77 |
| -ASAM BERLEMAK LAIN | 307,848,287 | 379,634,053 | 23.32 | 162,666,824 | 184,024,753 | 13.13 |
| JAPAN | 8,333,637 | 6,667,266 | -20 | 7,527,115 | 4,730,993 | -37.15 |
| HONG KONG | 1,800 | 189,034 | 10401.89 | 2,919 | 86,766 | 2872.46 |
| KOREA, REPUBLIC OF | 3,953,437 | 3,789,709 | -4.14 | 3,500,697 | 2,842,724 | -18.8 |
| TAIWAN | 358,055 | 257,878 | -27.98 | 280,072 | 178,100 | -36.41 |
| CHINA | 11,019,680 | 10,132,292 | -8.05 | 13,045,836 | 10,403,883 | -20.25 |
| THAILAND | 586,730 | 625,949 | 6.68 | 685,914 | 646,174 | -5.79 |
| SINGAPORE | 23,396,538 | 18,511,465 | -20.88 | 19,074,820 | 13,697,955 | -28.19 |
| PHILIPPINES | 39,306 | 1,120,096 | 2749.68 | 24,088 | 1,253,851 | 5105.29 |
| MALAYSIA | 17,811,325 | 6,377,361 | -64.19 | 8,229,684 | 2,436,275 | -70.4 |
| MYANMAR (FORM. BURMA) | 4,042,345 | 12,939,925 | 220.11 | 1,261,148 | 4,326,232 | 243.04 |
| NEPAL | 0 | 90,650 | - | 0 | 34,114 | - |
| VIET NAM | 435,931 | 60,986 | -86.01 | 81,371 | 54,640 | -32.85 |
| INDIA | 65,367,417 | 94,311,736 | 44.28 | 19,679,494 | 32,867,994 | 67.02 |
| PAKISTAN | 5,492,844 | 4,187,352 | -23.77 | 1,492,911 | 802,150 | -46.27 |
| SRI LANKA | 6,232 | 32 | -99.49 | 2,131 | 215 | -89.91 |
| IRAN (ISLAMIC REPUBLIC OF) | 645,650 | 127,840 | -80.2 | 913,016 | 99,466 | -89.11 |
| SAUDI ARABIA | 0 | 31,459 | - | 0 | 28,037 | - |
| KUWAIT | 24,000 | 21,250 | -11.46 | 25,515 | 6,019 | -76.41 |
| JORDAN | 44,800 | 39,092 | -12.74 | 52,771 | 30,661 | -41.9 |
| LEBANON | 18,130 | 0 | -100 | 7,438 | 0 | -100 |
| SYRIA ARAB REPUBLIC | 0 | 103,680 | - | 0 | 70,228 | - |
| TURKEY | 3,102,628 | 2,727,027 | -12.11 | 1,106,040 | 1,113,747 | 0.7 |
| EGYPT | 97,200 | 1,769,842 | 1720.83 | 85,637 | 678,646 | 692.47 |
| ALGERIA | 0 | 344,470 | - | 0 | 139,511 | - |
| ETHIOPIA | 181,300 | 0 | -100 | 64,362 | 0 | -100 |
| TANZANIA, UNITED REPUBLIC OF | 9,192,988 | 6,300,000 | -31.47 | 2,960,948 | 2,188,250 | -26.1 |
| MOZAMBIQUE | 4,221,793 | 6,890,000 | 63.2 | 1,360,379 | 2,446,510 | 79.84 |
| TOGO | 0 | 90,650 | - | 0 | 38,526 | - |
| GHANA | 266,800 | 0 | -100 | 100,131 | 0 | -100 |
| NIGERIA | 90,579 | 44,117 | -51.29 | 130,351 | 53,382 | -59.05 |
| COTE D'IVOIRE | 0 | 700,000 | - | 0 | 232,750 | - |
| SENEGAL | 1,494,919 | 0 | -100 | 523,556 | 0 | -100 |
| MAURITANIA | 0 | 36,260 | - | 0 | 18,039 | - |
| DJIBOUTI | 0 | 290,080 | - | 0 | 110,230 | - |
| SOUTH AFRICA | 5,593,792 | 12,282,223 | 119.57 | 2,293,060 | 4,754,077 | 107.32 |
| MAURITIUS | 0 | 700,088 | - | 0 | 239,780 | - |
| AUSTRALIA | 605,154 | 618,210 | 2.16 | 783,978 | 701,558 | -10.51 |
| NEW ZEALAND | 3,310 | 4,530 | 36.86 | 2,347 | 2,898 | 23.48 |
| UNITED STATES | 13,087,442 | 20,516,314 | 56.76 | 16,821,627 | 19,630,777 | 16.7 |
| CANADA | 28,800 | 94,520 | 228.19 | 24,048 | 78,977 | 228.41 |
| MEXICO | 34,187 | 180,763 | 428.75 | 45,200 | 170,843 | 277.97 |
| ARGENTINA | 389,536 | 406,098 | 4.25 | 507,773 | 392,411 | -22.72 |
| BRAZIL | 5,990,937 | 6,348,000 | 5.96 | 7,605,806 | 6,236,890 | -18 |
| ECUADOR | 0 | 11,089 | - | 0 | 8,638 | - |
| JAMAICA | 0 | 1,282 | - | 0 | 1,250 | - |
| NETHERLANDS ANTILLES | 2,080,000 | 0 | -100 | 603,200 | 0 | -100 |
| UNITED KINGDOM | 1,259,431 | 9,915,231 | 687.28 | 1,503,599 | 4,149,006 | 175.94 |
| NETHERLANDS | 77,852,253 | 88,573,471 | 13.77 | 33,756,159 | 41,986,656 | 24.38 |
| FRANCE | 0 | 80,820 | - | 0 | 99,930 | - |
| GERMANY, FED. REP. OF | 9,840,680 | 10,750,684 | 9.25 | 4,151,956 | 5,203,441 | 25.33 |
| BELGIUM | 1,780,572 | 252,781 | -85.8 | 1,876,932 | 324,804 | -82.69 |
| DENMARK | 4,500,000 | 1,625,000 | -63.89 | 1,449,000 | 553,750 | -61.78 |
| ITALY | 1,859,134 | 2,137,120 | 14.95 | 1,408,838 | 1,699,149 | 20.61 |
| SPAIN | 22,559,235 | 46,296,886 | 105.22 | 7,425,388 | 16,113,330 | 117 |
| PORTUGAL | 0 | 14,500 | - | 0 | 7,387 | - |
| GREECE | 24,000 | 26,646 | 11.03 | 36,080 | 28,001 | -22.39 |
| HUNGARY | 17,620 | 20,299 | 15.2 | 28,017 | 25,132 | -10.3 |
| RUSSIA FEDERATION | 116,140 | 0 | -100 | 125,472 | 0 | -100 |
| -ALAT LISTRIK | 365,187,395 | 402,723,539 | 10.28 | 3,219,234,448 | 3,376,905,847 | 4.9 |

TABEL 5. PERKEMBANGAN EKSPOR INDONESIA MENURUT KOMODITI DAN NEGARA TUJUAN

| JENIS BARANG | BERAT BERSIH (KG) | | PERUB | NILAI FOB (US \$) | | PERUB |
|-------------------------------|-------------------|--------------|----------|-------------------|---------------|----------|
| | JAN-SEP 2005 | JAN-SEP 2006 | % | JAN-SEP 2005 | JAN-SEP 2006 | % |
| (1) | (2) | (3) | (4) | (5) | (6) | (7) |
| JAPAN | 39,983,302 | 42,814,374 | 7.08 | 483,015,247 | 571,996,170 | 18.42 |
| HONG KONG | 7,329,425 | 8,251,472 | 12.58 | 124,333,328 | 146,648,975 | 17.95 |
| KOREA, DEMOCRATIC PEOPLE'S RI | 11 | 751 | 6727.27 | 900 | 29,610 | 3190 |
| KOREA, REPUBLIC OF | 5,808,274 | 5,723,665 | -1.46 | 61,107,210 | 69,855,439 | 14.32 |
| TAIWAN | 4,357,332 | 3,807,375 | -12.62 | 38,554,561 | 39,527,049 | 2.52 |
| CHINA | 10,378,983 | 11,225,142 | 8.15 | 85,065,468 | 94,749,584 | 11.38 |
| MONGOLIA | 1,303 | 0 | -100 | 4,528 | 0 | -100 |
| MACAU | 0 | 144 | - | 0 | 2,132 | - |
| PAPUA NEW GUINEA | 3,023,611 | 3,558,560 | 17.69 | 4,133,763 | 5,037,833 | 21.87 |
| THAILAND | 16,354,925 | 16,542,548 | 1.15 | 96,418,462 | 95,975,819 | -0.46 |
| SINGAPORE | 55,242,354 | 54,981,764 | -0.47 | 1,352,912,535 | 1,222,589,081 | -9.63 |
| PHILIPPINES | 8,003,964 | 7,508,024 | -6.2 | 40,741,154 | 39,813,878 | -2.28 |
| MALAYSIA | 38,756,977 | 45,900,919 | 18.43 | 152,538,869 | 180,759,559 | 18.5 |
| MYANMAR (FORM. BURMA) | 354,598 | 92,020 | -74.05 | 1,653,253 | 251,024 | -84.82 |
| CAMBODIA | 22,969 | 2,140 | -90.68 | 209,343 | 13,888 | -93.37 |
| BRUNEI DARUSSALAM | 322,186 | 248,704 | -22.81 | 1,661,724 | 1,014,610 | -38.94 |
| NEPAL | 251,180 | 54,418 | -78.34 | 503,879 | 90,503 | -82.04 |
| BHUTAN | 415,179 | 0 | -100 | 790,343 | 0 | -100 |
| VIET NAM | 3,941,196 | 7,325,507 | 85.87 | 21,624,788 | 29,883,504 | 38.19 |
| MALDIVES | 57,954 | 41,711 | -28.03 | 67,975 | 93,017 | 36.84 |
| INDIA | 1,256,487 | 1,889,194 | 50.36 | 6,773,982 | 7,352,646 | 8.54 |
| PAKISTAN | 1,717,448 | 1,651,380 | -3.85 | 4,453,664 | 4,763,866 | 6.97 |
| BANGLADESH | 1,227,673 | 231,257 | -81.16 | 2,629,975 | 848,733 | -67.73 |
| SRI LANKA | 1,063,150 | 1,208,199 | 13.64 | 3,065,975 | 3,548,133 | 15.73 |
| AFGHANISTAN | 309,192 | 412,071 | 33.27 | 507,360 | 689,940 | 35.99 |
| IRAN (ISLAMIC REPUBLIC OF) | 1,425,006 | 1,810,978 | 27.09 | 2,258,467 | 3,145,290 | 39.27 |
| SAUDI ARABIA | 5,384,123 | 7,068,048 | 31.28 | 13,319,874 | 12,671,638 | -4.87 |
| KUWAIT | 2,425,734 | 1,591,692 | -34.38 | 3,710,278 | 2,817,271 | -24.07 |
| JORDAN | 323,131 | 201,676 | -37.59 | 685,818 | 589,226 | -14.08 |
| LEBANON | 1,298,290 | 1,108,013 | -14.66 | 2,129,835 | 2,117,305 | -0.59 |
| YEMEN | 2,457,303 | 1,115,141 | -54.62 | 5,243,307 | 2,133,468 | -59.31 |
| OMAN | 1,294,724 | 1,593,528 | 23.08 | 3,710,204 | 6,208,564 | 67.34 |
| SYRIA ARAB REPUBLIC | 65,320 | 25,071 | -61.62 | 153,766 | 62,720 | -59.21 |
| TURKEY | 8,960,616 | 19,587,213 | 118.59 | 22,186,136 | 45,841,894 | 106.62 |
| UNITED ARAB EMIRATES | 19,572,865 | 18,303,803 | -6.48 | 36,226,359 | 44,519,947 | 22.89 |
| QATAR | 3,131,289 | 2,580,083 | -17.6 | 14,951,333 | 11,129,962 | -25.56 |
| BAHRAIN | 195,453 | 222,115 | 13.64 | 347,100 | 694,053 | 99.96 |
| CYPRUS | 490,501 | 483,698 | -1.39 | 688,969 | 779,461 | 13.13 |
| EGYPT | 3,075,822 | 2,849,113 | -7.37 | 7,375,128 | 6,061,427 | -17.81 |
| LIBYAN ARAB JAMAHIRIYA | 136,101 | 327,878 | 140.91 | 214,405 | 534,696 | 149.39 |
| MOROCCO | 446,659 | 9,386 | -97.9 | 406,394 | 222,404 | -45.27 |
| TUNISIA | 180,089 | 0 | -100 | 614,654 | 0 | -100 |
| ALGERIA | 39,412 | 37,127 | -5.8 | 146,126 | 193,404 | 32.35 |
| SUDAN | 6,281,369 | 7,777,406 | 23.82 | 9,815,573 | 12,554,927 | 27.91 |
| ERITREA | 118,792 | 96,191 | -19.03 | 156,053 | 123,999 | -20.54 |
| ETHIOPIA | 123,185 | 307,597 | 149.7 | 239,244 | 576,029 | 140.77 |
| TANZANIA, UNITED REPUBLIC OF | 781,429 | 940,646 | 20.38 | 1,169,075 | 1,521,275 | 30.13 |
| MADAGASCAR | 69,361 | 93,612 | 34.96 | 104,572 | 165,379 | 58.15 |
| KENYA | 331,298 | 1,311,552 | 295.88 | 770,325 | 2,622,266 | 240.41 |
| REUNION | 1,725 | 4,492 | 160.41 | 16,348 | 43,128 | 163.81 |
| MOZAMBIQUE | 419,747 | 181,541 | -56.75 | 806,010 | 343,895 | -57.33 |
| EQUATORIAL GUINEA | 281,447 | 162,659 | -42.21 | 400,631 | 231,438 | -42.23 |
| TOGO | 4,443 | 39,625 | 791.85 | 19,245 | 86,637 | 350.18 |
| GHANA | 829,531 | 1,603,134 | 93.26 | 1,267,693 | 2,877,231 | 126.97 |
| LIBERIA | 63,297 | 41,308 | -34.74 | 97,546 | 75,227 | -22.88 |
| GUINEA | 48,537 | 127,804 | 163.31 | 53,453 | 224,444 | 319.89 |
| ANGOLA | 331,017 | 766,782 | 131.64 | 521,167 | 1,349,890 | 159.01 |
| CONGO | 55,453 | 0 | -100 | 171,949 | 0 | -100 |
| CAMEROON | 400,800 | 341,454 | -14.81 | 561,076 | 512,896 | -8.59 |
| NIGERIA | 4,150,622 | 3,416,220 | -17.69 | 6,918,891 | 6,370,513 | -7.93 |
| SIERRA LEONE | 0 | 20,488 | - | 0 | 38,096 | - |
| GABON | 19,204 | 8,409 | -56.21 | 206,707 | 22,205 | -89.26 |
| COTE D'IVOIRE | 132,743 | 156,004 | 17.52 | 208,074 | 279,428 | 34.29 |
| SENEGAL | 623,043 | 234,717 | -62.33 | 2,020,364 | 357,404 | -82.31 |
| MAURITANIA | 48,600 | 80,976 | 66.62 | 60,480 | 127,514 | 110.84 |
| MALI | 142,086 | 130,118 | -8.42 | 147,212 | 103,644 | -29.6 |
| BENIN | 158,477 | 662,010 | 317.73 | 291,226 | 1,226,861 | 321.27 |
| BURKINA FASO | 0 | 35,621 | - | 0 | 67,302 | - |
| GAMBIA | 0 | 44,549 | - | 0 | 100,332 | - |
| SEYCHELLES | 29,949 | 1,467 | -95.1 | 72,643 | 3,916 | -94.61 |
| UGANDA | 55 | 39,694 | 72070.91 | 202 | 117,318 | 57978.22 |
| CENTRAL AFRICAN REPUBLIC | 0 | 2 | - | 0 | 10 | - |
| NIGER | 0 | 3,750 | - | 0 | 10,678 | - |

TABEL 5. PERKEMBANGAN EKSPOR INDONESIA MENURUT KOMODITI DAN NEGARA TUJUAN

| JENIS BARANG | BERAT BERSIH (KG) | | PERUB | NILAI FOB (US \$) | | PERUB |
|--------------------------------|-------------------|--------------|---------|-------------------|--------------|---------|
| | JAN-SEP 2005 | JAN-SEP 2006 | % | JAN-SEP 2005 | JAN-SEP 2006 | % |
| (1) | (2) | (3) | (4) | (5) | (6) | (7) |
| DJIBOUTI | 788,299 | 1,150,054 | 45.89 | 1,266,150 | 2,126,560 | 67.95 |
| SAINT HELENA | 10,060 | 0 | -100 | 150,731 | 0 | -100 |
| SWAZILAND | 1,446 | 2,226 | 53.94 | 16,062 | 26,017 | 61.98 |
| SOUTH AFRICA | 2,122,378 | 1,962,812 | -7.52 | 6,042,979 | 6,412,461 | 6.11 |
| ZIMBABWE | 3,970 | 11,224 | 182.72 | 6,110 | 33,388 | 446.45 |
| ZAMBIA | 8,541 | 0 | -100 | 14,974 | 0 | -100 |
| MALAWI | 0 | 17,806 | - | 0 | 37,723 | - |
| COMOROS | 500 | 0 | -100 | 30,808 | 0 | -100 |
| BURUNDI | 18,057 | 0 | -100 | 27,224 | 0 | -100 |
| MAURITIUS | 18,391 | 101,779 | 453.42 | 43,886 | 379,964 | 765.8 |
| VIRGIN ISLANDS (BRITISH) | 43 | 142 | 230.23 | 633 | 2,184 | 245.02 |
| AUSTRALIA | 8,731,823 | 11,432,829 | 30.93 | 55,730,940 | 75,387,896 | 35.27 |
| NEW ZEALAND | 1,555,831 | 1,919,832 | 23.4 | 7,896,624 | 12,229,175 | 54.87 |
| NEW CALEDONIA | 3,717 | 9,734 | 161.88 | 15,796 | 46,036 | 191.44 |
| VANUATU | 159,344 | 113,641 | -28.68 | 262,124 | 199,383 | -23.94 |
| BRITISH INDIAN OCEAN TERRITOR' | 420 | 0 | -100 | 4,541 | 0 | -100 |
| AMERICAN SAMOA | 1,114 | 0 | -100 | 20,500 | 0 | -100 |
| COOK ISLANDS | 1,246 | 2,606 | 109.15 | 2,964 | 3,573 | 20.55 |
| FIJI | 322,160 | 404,979 | 25.71 | 752,788 | 1,005,242 | 33.54 |
| MARSHALL ISLANDS | 975 | 0 | -100 | 6,810 | 0 | -100 |
| SAMOA | 59,578 | 633,024 | 962.51 | 300,424 | 4,089,018 | 1261.08 |
| SOLOMON ISLANDS | 331,557 | 386,137 | 16.46 | 473,355 | 546,550 | 15.46 |
| TONGA | 22,816 | 59,803 | 162.11 | 37,724 | 104,671 | 177.47 |
| TUVALU | 0 | 59,785 | - | 0 | 247,000 | - |
| CHRISTMAS ISLANDS | 126 | 0 | -100 | 700 | 0 | -100 |
| EAST TIMOR | 48,727 | 75,387 | 54.71 | 171,404 | 167,693 | -2.17 |
| UNITED STATES | 38,567,816 | 40,403,178 | 4.76 | 297,653,740 | 283,666,234 | -4.7 |
| CANADA | 917,661 | 1,627,402 | 77.34 | 3,982,087 | 6,304,623 | 58.32 |
| MEXICO | 3,822,830 | 4,800,124 | 25.56 | 14,099,729 | 15,731,490 | 11.57 |
| GUATEMALA | 118,707 | 313,335 | 163.96 | 275,476 | 765,922 | 178.04 |
| HONDURAS | 319 | 9,599 | 2909.09 | 5,822 | 44,740 | 668.46 |
| NICARAGUA | 99,890 | 162,303 | 62.48 | 1,040,599 | 701,572 | -32.58 |
| PANAMA | 161,901 | 217,095 | 34.09 | 467,212 | 547,932 | 17.28 |
| CUBA | 69,849 | 60,285 | -13.69 | 111,259 | 304,674 | 173.84 |
| SURINAME | 111,244 | 179,885 | 61.7 | 172,579 | 338,201 | 95.97 |
| CHILE | 2,004,285 | 2,113,219 | 5.44 | 3,231,686 | 3,911,842 | 21.05 |
| VENEZUELA | 393,099 | 516,699 | 31.44 | 859,134 | 1,340,316 | 56.01 |
| ARGENTINA | 970,709 | 570,998 | -41.18 | 2,423,108 | 2,388,919 | -1.41 |
| BRAZIL | 410,343 | 1,095,972 | 167.09 | 2,018,016 | 5,742,198 | 184.55 |
| COLOMBIA | 1,015,879 | 930,707 | -8.38 | 2,153,143 | 2,129,785 | -1.08 |
| URUGUAY | 3,886 | 3,950 | 1.65 | 18,478 | 19,850 | 7.43 |
| PARAGUAY | 144,571 | 252,038 | 74.34 | 419,801 | 387,068 | -7.8 |
| ECUADOR | 1,061,747 | 1,132,550 | 6.67 | 1,680,977 | 1,899,851 | 13.02 |
| PERU | 139,927 | 266,304 | 90.32 | 402,424 | 852,444 | 111.83 |
| GUYANA | 0 | 145,296 | - | 0 | 488,680 | - |
| TRINIDAD AND TOBAGO | 195,760 | 101,389 | -48.21 | 347,652 | 214,185 | -38.39 |
| BAHAMAS | 33,081 | 33,802 | 2.18 | 120,051 | 214,130 | 78.37 |
| JAMAICA | 42,988 | 1,287 | -97.01 | 64,883 | 16,359 | -74.79 |
| PUERTO RICO | 74,959 | 40,950 | -45.37 | 131,022 | 1,162,883 | 787.55 |
| BELIZE | 1,334 | 74 | -94.45 | 1,196 | 977 | -18.31 |
| DOMINICAN REPUBLIC | 401,313 | 780,226 | 94.42 | 677,173 | 1,298,182 | 91.71 |
| EL SALVADOR | 21,861 | 0 | -100 | 29,975 | 0 | -100 |
| COSTA RICA | 32,498 | 176,971 | 444.56 | 303,244 | 343,474 | 13.27 |
| HAITI | 421,027 | 491,855 | 16.82 | 604,392 | 700,446 | 15.89 |
| BARBADOS | 155 | 0 | -100 | 166 | 0 | -100 |
| ANTIGUA AND BARBUDA | 1,613 | 0 | -100 | 45,921 | 0 | -100 |
| ARUBA | 0 | 17,536 | - | 0 | 23,180 | - |
| CAPE VERDE | 23,189 | 21,602 | -6.84 | 42,805 | 44,355 | 3.62 |
| DOMINICA | 20,611 | 0 | -100 | 31,477 | 0 | -100 |
| FRENCH GUIANA | 353 | 0 | -100 | 735 | 0 | -100 |
| FRENCH POLYNESIA | 51,857 | 14,166 | -72.68 | 126,274 | 48,168 | -61.85 |
| NETHERLANDS ANTILLES | 42,080 | 35,882 | -14.73 | 327,607 | 132,248 | -59.63 |
| GUADELOUPE | 4,072 | 0 | -100 | 6,751 | 0 | -100 |
| UNITED KINGDOM | 4,924,509 | 6,646,156 | 34.96 | 17,355,564 | 21,154,150 | 21.89 |
| NETHERLANDS | 4,671,816 | 4,747,572 | 1.62 | 24,759,577 | 24,638,509 | -0.49 |
| FRANCE | 3,782,687 | 2,845,105 | -24.79 | 43,248,361 | 62,414,836 | 44.32 |
| GERMANY, FED. REP. OF | 1,755,799 | 3,292,793 | 87.54 | 31,068,016 | 43,671,714 | 40.57 |
| AUSTRIA | 4,241 | 36,367 | 757.51 | 169,680 | 482,349 | 184.27 |
| BELGIUM | 4,935,594 | 4,881,428 | -1.1 | 11,897,155 | 15,253,862 | 28.21 |
| SWITZERLAND | 115,899 | 69,851 | -39.73 | 366,418 | 835,771 | 128.09 |
| LUXEMBOURG | 12 | 0 | -100 | 72 | 0 | -100 |
| DENMARK | 149,721 | 50,700 | -66.14 | 1,183,131 | 1,337,879 | 13.08 |
| NORWAY | 45,868 | 112,773 | 145.86 | 223,647 | 641,588 | 186.88 |

TABEL 5. PERKEMBANGAN EKSPOR INDONESIA MENURUT KOMODITI DAN NEGARA TUJUAN

| JENIS BARANG | BERAT BERSIH (KG) | | PERUB | NILAI FOB (US \$) | | PERUB |
|------------------------------|--------------------|--------------------|---------------|----------------------|----------------------|--------------|
| | JAN-SEP 2005 | JAN-SEP 2006 | % | JAN-SEP 2005 | JAN-SEP 2006 | % |
| (1) | (2) | (3) | (4) | (5) | (6) | (7) |
| SWEDEN | 255,573 | 342,330 | 33.95 | 620,610 | 8,493,229 | 1268.53 |
| FINLAND | 129,210 | 182,512 | 41.25 | 1,225,973 | 2,806,627 | 128.93 |
| IRELAND | 119,050 | 22,542 | -81.07 | 174,355 | 122,349 | -29.83 |
| ITALY | 2,090,393 | 2,980,155 | 42.56 | 8,980,337 | 28,246,434 | 214.54 |
| SPAIN | 3,232,353 | 5,065,500 | 56.71 | 15,042,397 | 21,466,198 | 42.7 |
| PORTUGAL | 76,106 | 8,602 | -88.7 | 378,518 | 37,888 | -89.99 |
| ICELAND | 180 | 62 | -65.56 | 17,000 | 18,000 | 5.88 |
| GREECE | 2,031,354 | 2,411,051 | 18.69 | 3,268,335 | 4,575,421 | 39.99 |
| ANDORRA | 0 | 3,227 | - | 0 | 44,353 | - |
| CZECHOSLOVAKIA | 463,204 | 758,296 | 63.71 | 731,558 | 1,514,411 | 107.01 |
| HUNGARY | 412,602 | 309,180 | -25.07 | 4,235,247 | 5,148,071 | 21.55 |
| POLAND | 238,087 | 638,285 | 168.09 | 2,654,515 | 3,969,478 | 49.54 |
| ROMANIA | 2,197 | 1,591 | -27.58 | 19,305 | 9,330 | -51.67 |
| BULGARIA | 2,128 | 2,557 | 20.16 | 56,005 | 94,077 | 67.98 |
| YUGOSLAVIA | 0 | 1 | - | 0 | 36 | - |
| ARMENIA | 20,271 | 40,179 | 98.21 | 31,568 | 65,142 | 106.35 |
| BELARUS | 38,532 | 254,085 | 559.41 | 185,372 | 591,628 | 219.16 |
| KAZAKHSTAN | 765 | 0 | -100 | 92,588 | 0 | -100 |
| UKRAINE | 126 | 11,491 | 9019.84 | 7,882 | 424,168 | 5281.48 |
| LITHUANIA | 274 | 49,344 | 17908.76 | 155 | 116,825 | 75270.97 |
| LATVIA | 850,505 | 0 | -100 | 2,293,592 | 0 | -100 |
| GEORGIA | 166,638 | 58,801 | -64.71 | 353,520 | 139,320 | -60.59 |
| BOSNIA AND HERZEGOVINA | 3 | 0 | -100 | 288 | 0 | -100 |
| MALTA | 39,558 | 5,377 | -86.41 | 116,423 | 26,229 | -77.47 |
| SLOVAKIA | 829,635 | 106,217 | -87.2 | 12,271,286 | 1,607,914 | -86.9 |
| CZECH REPUBLIC | 222,248 | 429,328 | 93.18 | 573,866 | 1,354,563 | 136.04 |
| SOUTH GEORGIA AND THE SOUTH | 0 | 23 | - | 0 | 787 | - |
| FAEROE ISLANDS | 16,631 | 0 | -100 | 204,177 | 0 | -100 |
| RUSSIA FEDERATION | 1,440,772 | 483,849 | -66.42 | 5,042,912 | 3,401,644 | -32.55 |
| -DIODE TRANSISTOR | 1,267,668 | 993,973 | -21.59 | 94,106,009 | 94,660,545 | 0.59 |
| JAPAN | 119,535 | 132,064 | 10.48 | 37,722,008 | 34,885,133 | -7.52 |
| HONG KONG | 115,773 | 109,345 | -5.55 | 9,278,800 | 16,418,189 | 76.94 |
| KOREA, REPUBLIC OF | 20,522 | 13,022 | -36.55 | 446,854 | 218,743 | -51.05 |
| TAIWAN | 41,237 | 38,231 | -7.29 | 1,990,585 | 2,256,229 | 13.35 |
| CHINA | 16,271 | 17,635 | 8.38 | 2,320,500 | 3,085,484 | 32.97 |
| THAILAND | 2,134 | 2,157 | 1.08 | 15,074 | 30,821 | 104.46 |
| SINGAPORE | 933,967 | 632,600 | -32.27 | 40,883,579 | 33,887,634 | -17.11 |
| PHILIPPINES | 1,127 | 738 | -34.52 | 76,963 | 44,976 | -41.56 |
| MALAYSIA | 2,949 | 26,056 | 783.55 | 451,169 | 634,626 | 40.66 |
| BRUNEI DARUSSALAM | 0 | 1 | - | 0 | 11 | - |
| VIET NAM | 6 | 45 | 650 | 66 | 8,431 | 12674.24 |
| INDIA | 27 | 527 | 1851.85 | 640 | 2,856 | 346.25 |
| PAKISTAN | 117 | 499 | 326.5 | 605 | 1,681 | 177.85 |
| SRI LANKA | 378 | 812 | 114.81 | 935 | 3,070 | 228.34 |
| UNITED ARAB EMIRATES | 1,173 | 1 | -99.91 | 35,328 | 439 | -98.76 |
| KENYA | 0 | 1,548 | - | 0 | 45,647 | - |
| SEYCHELLES | 0 | 38 | - | 0 | 158 | - |
| SOUTH AFRICA | 1 | 0 | -100 | 1 | 0 | -100 |
| AUSTRALIA | 159 | 0 | -100 | 1,875 | 0 | -100 |
| UNITED STATES | 9,446 | 8,205 | -13.14 | 515,637 | 874,525 | 69.6 |
| BRAZIL | 0 | 780 | - | 0 | 21,292 | - |
| UNITED KINGDOM | 0 | 3 | - | 0 | 134 | - |
| FRANCE | 30 | 0 | -100 | 26,835 | 0 | -100 |
| GERMANY, FED. REP. OF | 2,468 | 9,417 | 281.56 | 292,528 | 1,627,404 | 456.32 |
| BELGIUM | 2 | 2 | 0 | 1,582 | 929 | -41.28 |
| DENMARK | 0 | 11 | - | 0 | 950 | - |
| FINLAND | 0 | 161 | - | 0 | 604,130 | - |
| SLOVAKIA | 0 | 75 | - | 0 | 7,053 | - |
| CZECH REPUBLIC | 340 | 0 | -100 | 5,150 | 0 | -100 |
| RUSSIA FEDERATION | 6 | 0 | -100 | 39,295 | 0 | -100 |
| -AUDIO VISUAL | 131,790,316 | 113,436,164 | -13.93 | 2,089,023,778 | 1,985,606,179 | -4.95 |
| JAPAN | 9,313,491 | 4,343,397 | -53.36 | 203,503,536 | 133,957,855 | -34.17 |
| HONG KONG | 1,873,708 | 3,242,033 | 73.03 | 67,666,324 | 125,328,007 | 85.21 |
| KOREA, DEMOCRATIC PEOPLE'S R | 0 | 865 | - | 0 | 30,629 | - |
| KOREA, REPUBLIC OF | 1,210,938 | 1,191,527 | -1.6 | 64,652,688 | 62,488,713 | -3.35 |
| TAIWAN | 834,272 | 297,816 | -64.3 | 9,646,954 | 5,195,287 | -46.15 |
| CHINA | 1,382,632 | 1,017,139 | -26.43 | 26,004,255 | 33,931,325 | 30.48 |
| MACAU | 0 | 8 | - | 0 | 98 | - |
| PAPUA NEW GUINEA | 29,877 | 69,799 | 133.62 | 113,377 | 314,550 | 177.44 |
| THAILAND | 3,161,255 | 2,422,838 | -23.36 | 31,634,313 | 24,506,985 | -22.53 |
| SINGAPORE | 30,358,573 | 31,013,542 | 2.16 | 343,336,033 | 418,980,491 | 22.03 |

TABEL 5. PERKEMBANGAN EKSPOR INDONESIA MENURUT KOMODITI DAN NEGARA TUJUAN

| JENIS BARANG | BERAT BERSIH (KG) | | PERUB | NILAI FOB (US \$) | | PERUB |
|------------------------------|-------------------|--------------|--------|-------------------|--------------|--------|
| | JAN-SEP 2005 | JAN-SEP 2006 | % | JAN-SEP 2005 | JAN-SEP 2006 | % |
| (1) | (2) | (3) | (4) | (5) | (6) | (7) |
| PHILIPPINES | 1,963,157 | 1,932,331 | -1.57 | 14,460,154 | 21,477,643 | 48.53 |
| MALAYSIA | 3,983,989 | 3,166,728 | -20.51 | 59,877,589 | 44,143,855 | -26.28 |
| MYANMAR (FORM. BURMA) | 155,444 | 115,291 | -25.83 | 670,503 | 271,569 | -59.5 |
| CAMBODIA | 0 | 9,869 | - | 0 | 307,973 | - |
| BRUNEI DARUSSALAM | 868 | 1,263 | 45.51 | 150,339 | 6,576 | -95.63 |
| LAO PEOPLE'S DEMOCRATIC REPU | 2,911 | 0 | -100 | 34,161 | 0 | -100 |
| NEPAL | 0 | 467 | - | 0 | 2,342 | - |
| VIET NAM | 748,739 | 1,633,990 | 118.23 | 9,170,068 | 36,617,184 | 299.31 |
| MALDIVES | 2,719 | 444 | -83.67 | 7,321 | 2,655 | -63.73 |
| INDIA | 641,340 | 844,571 | 31.69 | 10,592,103 | 15,379,606 | 45.2 |
| PAKISTAN | 186,575 | 130,665 | -29.97 | 1,487,406 | 716,957 | -51.8 |
| BANGLADESH | 88,952 | 99,512 | 11.87 | 380,522 | 366,989 | -3.56 |
| SRI LANKA | 340,252 | 101,156 | -70.27 | 1,335,041 | 472,154 | -64.63 |
| IRAQ | 0 | 1 | - | 0 | 25 | - |
| IRAN (ISLAMIC REPUBLIC OF) | 849,944 | 136,148 | -83.98 | 7,595,098 | 3,577,404 | -52.9 |
| SAUDI ARABIA | 2,962,408 | 2,669,250 | -9.9 | 17,665,430 | 17,526,273 | -0.79 |
| KUWAIT | 613,859 | 658,516 | 7.27 | 4,332,424 | 5,896,973 | 36.11 |
| JORDAN | 452,852 | 385,742 | -14.82 | 1,935,938 | 1,976,582 | 2.1 |
| LEBANON | 187,153 | 28,214 | -84.92 | 1,041,641 | 119,381 | -88.54 |
| YEMEN | 341,619 | 247,652 | -27.51 | 903,511 | 717,784 | -20.56 |
| OMAN | 385,066 | 391,721 | 1.73 | 2,404,268 | 2,576,377 | 7.16 |
| SYRIA ARAB REPUBLIC | 171,307 | 136,266 | -20.46 | 390,357 | 316,427 | -18.94 |
| TURKEY | 276,678 | 341,389 | 23.39 | 9,024,883 | 11,878,426 | 31.62 |
| UNITED ARAB EMIRATES | 9,589,459 | 7,277,985 | -24.1 | 69,485,297 | 65,990,817 | -5.03 |
| QATAR | 170,831 | 220,769 | 29.23 | 1,230,064 | 1,630,808 | 32.58 |
| BAHRAIN | 42,463 | 24,059 | -43.34 | 189,739 | 94,426 | -50.23 |
| CYPRUS | 1,827 | 2,116 | 15.82 | 60,210 | 55,630 | -7.61 |
| EGYPT | 363,188 | 258,795 | -28.74 | 2,611,389 | 5,057,252 | 93.66 |
| LIBYAN ARAB JAMAHIRIYA | 27,246 | 280,740 | 930.39 | 253,332 | 1,241,606 | 390.11 |
| MOROCCO | 493,414 | 82,300 | -83.32 | 2,381,782 | 581,204 | -75.6 |
| TUNISIA | 89,856 | 12,441 | -86.15 | 593,453 | 120,660 | -79.67 |
| ALGERIA | 16,058 | 2,652 | -83.48 | 216,160 | 100,450 | -53.53 |
| SUDAN | 78,550 | 69,925 | -10.98 | 195,068 | 202,483 | 3.8 |
| ERITREA | 0 | 951 | - | 0 | 33,524 | - |
| LESOTHO | 57,248 | 0 | -100 | 410,368 | 0 | -100 |
| NAMIBIA | 100 | 0 | -100 | 250 | 0 | -100 |
| ETHIOPIA | 216,763 | 137,957 | -36.36 | 611,470 | 347,321 | -43.2 |
| TANZANIA, UNITED REPUBLIC OF | 23,601 | 668 | -97.17 | 139,796 | 1,350 | -99.03 |
| MADAGASCAR | 0 | 24,538 | - | 0 | 86,376 | - |
| KENYA | 64,522 | 12,775 | -80.2 | 330,783 | 57,945 | -82.48 |
| MOZAMBIQUE | 92,648 | 0 | -100 | 453,922 | 0 | -100 |
| EQUATORIAL GUINEA | 0 | 5,532 | - | 0 | 16,392 | - |
| TOGO | 0 | 44,896 | - | 0 | 182,445 | - |
| GHANA | 292,920 | 354,867 | 21.15 | 5,019,773 | 1,375,299 | -72.6 |
| LIBERIA | 0 | 3,352 | - | 0 | 13,525 | - |
| GUINEA | 52,874 | 63,522 | 20.14 | 167,040 | 165,956 | -0.65 |
| ANGOLA | 110,421 | 85,030 | -22.99 | 248,722 | 172,533 | -30.63 |
| CONGO | 0 | 13,026 | - | 0 | 47,290 | - |
| CAMEROON | 6,512 | 0 | -100 | 35,259 | 0 | -100 |
| NIGERIA | 783,041 | 1,396,383 | 78.33 | 2,559,167 | 3,935,686 | 53.79 |
| COTE D'IVOIRE | 29,139 | 35,342 | 21.29 | 146,513 | 170,464 | 16.35 |
| SENEGAL | 23,343 | 3,600 | -84.58 | 290,486 | 105,150 | -63.8 |
| MAURITANIA | 80,710 | 70,569 | -12.56 | 205,486 | 193,372 | -5.9 |
| BENIN | 6,173 | 3,733 | -39.53 | 27,650 | 9,906 | -64.17 |
| SEYCHELLES | 2,611 | 1,425 | -45.42 | 8,739 | 5,893 | -32.57 |
| NIGER | 135,499 | 0 | -100 | 346,971 | 0 | -100 |
| DJIBOUTI | 24,817 | 18,770 | -24.37 | 72,932 | 106,145 | 45.54 |
| SAO TOME AND PRINCIPE | 7,898 | 12,018 | 52.17 | 31,293 | 37,400 | 19.52 |
| SOUTH AFRICA | 968,616 | 783,334 | -19.13 | 9,026,272 | 8,156,243 | -9.64 |
| ZIMBABWE | 61,330 | 0 | -100 | 172,676 | 0 | -100 |
| ZAMBIA | 60,528 | 14,580 | -75.91 | 390,986 | 66,628 | -82.96 |
| COMOROS | 0 | 1,872 | - | 0 | 5,625 | - |
| MAURITIUS | 125,061 | 101,037 | -19.21 | 866,825 | 587,311 | -32.25 |
| AUSTRALIA | 2,285,246 | 2,361,882 | 3.35 | 24,830,488 | 33,619,799 | 35.4 |
| NEW ZEALAND | 566,220 | 627,795 | 10.87 | 5,921,933 | 7,638,929 | 28.99 |
| NEW CALEDONIA | 4,066 | 14 | -99.66 | 27,756 | 279 | -98.99 |
| NORTHERN MARIANA ISLANDS | 2,514 | 0 | -100 | 10,368 | 0 | -100 |
| VANUATU | 5,203 | 3,019 | -41.98 | 31,023 | 25,940 | -16.38 |
| AMERICAN SAMOA | 0 | 10 | - | 0 | 27 | - |
| FIJI | 28,971 | 31,669 | 9.31 | 160,384 | 145,130 | -9.51 |
| SAMOA | 0 | 26 | - | 0 | 340 | - |
| SOLOMON ISLANDS | 3,753 | 0 | -100 | 7,056 | 0 | -100 |
| TONGA | 4,850 | 3,566 | -26.47 | 14,012 | 11,157 | -20.38 |

TABEL 5. PERKEMBANGAN EKSPOR INDONESIA MENURUT KOMODITI DAN NEGARA TUJUAN

| JENIS BARANG | BERAT BERSIH (KG) | | PERUB | NILAI FOB (US \$) | | PERUB |
|-----------------------------|-------------------|------------------|-------------|-------------------|--------------------|-------------|
| | JAN-SEP 2005 | JAN-SEP 2006 | % | JAN-SEP 2005 | JAN-SEP 2006 | % |
| (1) | (2) | (3) | (4) | (5) | (6) | (7) |
| CHRISTMAS ISLANDS | 0 | 65 | - | 0 | 500 | - |
| EAST TIMOR | 256,198 | 463,442 | 80.89 | 855,440 | 8,624,839 | 908.23 |
| UNITED STATES | 19,563,517 | 14,001,612 | -28.43 | 590,687,718 | 339,435,612 | -42.54 |
| CANADA | 678,713 | 524,377 | -22.74 | 17,285,827 | 15,373,212 | -11.06 |
| MEXICO | 2,617,693 | 866,624 | -66.89 | 17,864,678 | 18,521,902 | 3.68 |
| GUATEMALA | 6,807 | 19,409 | 185.13 | 55,909 | 144,460 | 158.38 |
| HONDURAS | 0 | 2,307 | - | 0 | 15,118 | - |
| PANAMA | 211,246 | 203,297 | -3.76 | 4,380,064 | 4,193,959 | -4.25 |
| CHILE | 209,001 | 52,914 | -74.68 | 4,528,618 | 1,064,578 | -76.49 |
| VENEZUELA | 113 | 531 | 369.91 | 28,594 | 135,510 | 373.91 |
| ARGENTINA | 5,810 | 72,338 | 1145.06 | 109,151 | 2,173,564 | 1891.34 |
| BRAZIL | 738,373 | 559,630 | -24.21 | 11,881,594 | 13,762,098 | 15.83 |
| COLOMBIA | 101,873 | 4,746 | -95.34 | 2,671,442 | 160,703 | -93.98 |
| BOLIVIA | 0 | 3,618 | - | 0 | 97,391 | - |
| URUGUAY | 486 | 29,023 | 5871.81 | 13,658 | 72,294 | 429.32 |
| ECUADOR | 2,682 | 1,580 | -41.09 | 17,716 | 13,682 | -22.77 |
| PERU | 68,677 | 15,833 | -76.95 | 2,386,048 | 962,651 | -59.66 |
| GUYANA | 0 | 47 | - | 0 | 3,096 | - |
| PUERTO RICO | 14,478 | 7,271 | -49.78 | 1,730,773 | 642,566 | -62.87 |
| BELIZE | 1,144 | 0 | -100 | 46,523 | 0 | -100 |
| DOMINICAN REPUBLIC | 6,134 | 0 | -100 | 23,784 | 0 | -100 |
| EL SALVADOR | 234 | 14 | -94.02 | 5,049 | 3,262 | -35.39 |
| COSTA RICA | 511 | 203 | -60.27 | 77,092 | 51,085 | -33.74 |
| CAPE VERDE | 2,658 | 535 | -79.87 | 3,276 | 1,638 | -50 |
| FRENCH GUIANA | 0 | 47,769 | - | 0 | 152,726 | - |
| FRENCH POLYNESIA | 2,944 | 179 | -93.92 | 14,080 | 235 | -98.33 |
| MARTINIQUE | 0 | 76,438 | - | 0 | 242,773 | - |
| NETHERLANDS ANTILLES | 818 | 1,069 | 30.68 | 151,506 | 86,119 | -43.16 |
| GUADELOUPE | 0 | 84,606 | - | 0 | 267,450 | - |
| UNITED KINGDOM | 3,370,198 | 2,744,751 | -18.56 | 33,596,184 | 27,853,361 | -17.09 |
| NETHERLANDS | 1,484,245 | 2,037,212 | 37.26 | 55,721,321 | 76,442,338 | 37.19 |
| FRANCE | 1,154,924 | 766,546 | -33.63 | 13,315,140 | 8,134,498 | -38.91 |
| GERMANY, FED. REP. OF | 2,893,779 | 2,583,944 | -10.71 | 85,572,775 | 68,434,544 | -20.03 |
| AUSTRIA | 176,008 | 15,186 | -91.37 | 4,595,255 | 476,936 | -89.62 |
| BELGIUM | 6,123,929 | 6,176,662 | 0.86 | 117,205,810 | 127,550,504 | 8.83 |
| SWITZERLAND | 5,162 | 12,353 | 139.31 | 275,668 | 409,494 | 48.55 |
| DENMARK | 55,444 | 140,888 | 154.11 | 1,318,462 | 1,370,790 | 3.97 |
| NORWAY | 13,624 | 16,411 | 20.46 | 17,583 | 19,474 | 10.75 |
| SWEDEN | 249,809 | 366,635 | 46.77 | 2,602,033 | 6,938,870 | 166.67 |
| FINLAND | 3,903,794 | 3,736,087 | -4.3 | 35,946,154 | 84,764,690 | 135.81 |
| IRELAND | 19,276 | 1,721 | -91.07 | 103,457 | 29,782 | -71.21 |
| ITALY | 846,923 | 776,557 | -8.31 | 19,128,601 | 18,899,357 | -1.2 |
| SPAIN | 802,896 | 440,805 | -45.1 | 10,921,787 | 8,259,403 | -24.38 |
| PORTUGAL | 3,072 | 269 | -91.24 | 15,289 | 1,625 | -89.37 |
| GREECE | 104,877 | 40,824 | -61.07 | 812,540 | 360,811 | -55.59 |
| ANDORRA | 837 | 1,991 | 137.87 | 4,903 | 27,366 | 458.15 |
| CZECHOSLOVAKIA | 89,499 | 12,385 | -86.16 | 336,096 | 46,656 | -86.12 |
| HUNGARY | 739,648 | 567,491 | -23.28 | 3,261,993 | 2,712,380 | -16.85 |
| POLAND | 190,888 | 95,660 | -49.89 | 3,695,676 | 2,422,085 | -34.46 |
| ROMANIA | 17,907 | 25,270 | 41.12 | 1,928,326 | 3,490,440 | 81.01 |
| BULGARIA | 69,251 | 60,842 | -12.14 | 926,867 | 987,292 | 6.52 |
| YUGOSLAVIA | 5,233 | 14,418 | 175.52 | 153,900 | 455,385 | 195.9 |
| ARMENIA | 0 | 4,224 | - | 0 | 127,613 | - |
| BELARUS | 0 | 294 | - | 0 | 1,357 | - |
| KAZAKHSTAN | 0 | 5,442 | - | 0 | 28,680 | - |
| UKRAINE | 1,378,508 | 573,137 | -58.42 | 4,991,426 | 2,284,344 | -54.23 |
| LITHUANIA | 0 | 1 | - | 0 | 8 | - |
| LATVIA | 30 | 94 | 213.33 | 15,183 | 31,380 | 106.68 |
| ESTONIA | 8,934 | 43,202 | 383.57 | 39,182 | 206,703 | 427.55 |
| CROATIA | 5,475 | 10,994 | 100.8 | 147,655 | 310,341 | 110.18 |
| MALTA | 0 | 382 | - | 0 | 6,754 | - |
| SLOVAKIA | 13,787 | 36,461 | 164.46 | 220,152 | 1,080,911 | 390.98 |
| SLOVENIA | 0 | 5,089 | - | 0 | 138,175 | - |
| CZECH REPUBLIC | 19,484 | 534,838 | 2645.01 | 288,258 | 13,343,863 | 4529.14 |
| RUSSIA FEDERATION | 4,032,097 | 3,467,931 | -13.99 | 17,248,432 | 20,273,135 | 17.54 |
| -FOTOGRAFI DAN OPTIK | 2,262,804 | 2,373,075 | 4.87 | 94,791,543 | 140,199,639 | 47.9 |
| JAPAN | 245,377 | 90,763 | -63.01 | 11,977,672 | 9,282,201 | -22.5 |
| HONG KONG | 22,567 | 38,260 | 69.54 | 890,910 | 4,018,130 | 351.01 |
| KOREA, REPUBLIC OF | 8,844 | 8,956 | 1.27 | 252,926 | 247,678 | -2.07 |
| TAIWAN | 35,358 | 14,993 | -57.6 | 6,453,061 | 2,266,769 | -64.87 |
| CHINA | 46,436 | 39,983 | -13.9 | 848,103 | 6,406,790 | 655.43 |
| THAILAND | 90,686 | 35,524 | -60.83 | 604,080 | 527,151 | -12.73 |

TABEL 5. PERKEMBANGAN EKSPOR INDONESIA MENURUT KOMODITI DAN NEGARA TUJUAN

| JENIS BARANG | BERAT BERSIH (KG) | | PERUB | NILAI FOB (US \$) | | PERUB |
|-------------------------------|-------------------|--------------|---------|-------------------|--------------|---------|
| | JAN-SEP 2005 | JAN-SEP 2006 | % | JAN-SEP 2005 | JAN-SEP 2006 | % |
| | (1) | (2) | (3) | (4) | (5) | (6) |
| SINGAPORE | 284,581 | 1,056,731 | 271.33 | 7,536,627 | 80,207,226 | 964.23 |
| PHILIPPINES | 4,179 | 2,634 | -36.97 | 350,627 | 313,119 | -10.7 |
| MALAYSIA | 22,699 | 13,851 | -38.98 | 3,308,934 | 564,483 | -82.94 |
| MYANMAR (FORM. BURMA) | 26 | 39 | 50 | 5,817 | 8,342 | 43.41 |
| NEPAL | 0 | 89 | - | 0 | 428 | - |
| VIET NAM | 7,369 | 4,942 | -32.94 | 518,134 | 214,691 | -58.56 |
| MALDIVES | 0 | 20 | - | 0 | 101 | - |
| INDIA | 47,805 | 58,663 | 22.71 | 871,964 | 1,044,179 | 19.75 |
| PAKISTAN | 770 | 9,368 | 1116.62 | 14,235 | 37,212 | 161.41 |
| BANGLADESH | 5,533 | 4,711 | -14.86 | 59,417 | 30,072 | -49.39 |
| SRI LANKA | 609 | 3,136 | 414.94 | 13,327 | 37,988 | 185.05 |
| IRAN (ISLAMIC REPUBLIC OF) | 39 | 161 | 312.82 | 17,000 | 1,204 | -92.92 |
| SAUDI ARABIA | 3,019 | 618 | -79.53 | 143,657 | 4,320 | -96.99 |
| KUWAIT | 0 | 10 | - | 0 | 171 | - |
| LEBANON | 511 | 368 | -27.98 | 10,622 | 16,623 | 56.5 |
| OMAN | 2,657 | 0 | -100 | 15,250 | 0 | -100 |
| SYRIA ARAB REPUBLIC | 1,738 | 598 | -65.59 | 12,037 | 6,097 | -49.35 |
| TURKEY | 2,862 | 194 | -93.22 | 60,608 | 36,356 | -40.01 |
| UNITED ARAB EMIRATES | 10,690 | 4,000 | -62.58 | 205,712 | 168,942 | -17.87 |
| CYPRUS | 321 | 0 | -100 | 1,350 | 0 | -100 |
| EGYPT | 7,341 | 1,039 | -85.85 | 55,787 | 4,547 | -91.85 |
| LIBYAN ARAB JAMAHIRIYA | 30 | 0 | -100 | 2,222 | 0 | -100 |
| MOROCCO | 2,530 | 0 | -100 | 21,120 | 0 | -100 |
| TUNISIA | 5 | 0 | -100 | 1,283 | 0 | -100 |
| ALGERIA | 101 | 0 | -100 | 1,500 | 0 | -100 |
| KENYA | 232 | 0 | -100 | 10,089 | 0 | -100 |
| CAMEROON | 164 | 0 | -100 | 4,017 | 0 | -100 |
| NIGERIA | 360 | 558 | 55 | 4,400 | 3,166 | -28.05 |
| UGANDA | 0 | 384 | - | 0 | 2,286 | - |
| SOUTH AFRICA | 10,342 | 32 | -99.69 | 346,237 | 605 | -99.83 |
| MAURITIUS | 146 | 265 | 81.51 | 9,349 | 5,230 | -44.06 |
| AUSTRALIA | 6,357 | 2,844 | -55.26 | 373,736 | 109,450 | -70.71 |
| NEW ZEALAND | 24,340 | 157 | -99.35 | 703,619 | 2,572 | -99.63 |
| VANUATU | 0 | 763 | - | 0 | 9,453 | - |
| FIJI | 82 | 0 | -100 | 427 | 0 | -100 |
| SOLOMON ISLANDS | 0 | 771 | - | 0 | 2,166 | - |
| EAST TIMOR | 31,174 | 0 | -100 | 47,981 | 0 | -100 |
| UNITED STATES | 913,196 | 778,089 | -14.79 | 38,426,531 | 23,527,859 | -38.77 |
| CANADA | 21,973 | 3,336 | -84.82 | 1,774,380 | 524,369 | -70.45 |
| MEXICO | 5,358 | 7,483 | 39.66 | 129,797 | 110,010 | -15.24 |
| VENEZUELA | 1,121 | 1,319 | 17.66 | 31,480 | 60,175 | 91.15 |
| ARGENTINA | 0 | 1,574 | - | 0 | 20,755 | - |
| BRAZIL | 20,466 | 9,907 | -51.59 | 300,960 | 305,645 | 1.56 |
| COLOMBIA | 5,782 | 8,175 | 41.39 | 147,485 | 228,416 | 54.87 |
| ECUADOR | 4,183 | 1,941 | -53.6 | 165,005 | 128,806 | -21.94 |
| PERU | 4,563 | 2,178 | -52.27 | 48,047 | 26,669 | -44.49 |
| PUERTO RICO | 28 | 0 | -100 | 439 | 0 | -100 |
| DOMINICAN REPUBLIC | 2,713 | 4,068 | 49.94 | 99,720 | 102,822 | 3.11 |
| COSTA RICA | 306 | 3,387 | 1006.86 | 7,705 | 47,407 | 515.28 |
| FRENCH POLYNESIA | 547 | 58 | -89.4 | 1,174 | 1,888 | 60.82 |
| NETHERLANDS ANTILLES | 271 | 0 | -100 | 29,886 | 0 | -100 |
| UNITED KINGDOM | 67,419 | 59,886 | -11.17 | 1,041,375 | 1,173,146 | 12.65 |
| NETHERLANDS | 2,650 | 2,112 | -20.3 | 572,507 | 258,488 | -54.85 |
| FRANCE | 1,205 | 2,334 | 93.69 | 91,430 | 202,811 | 121.82 |
| GERMANY, FED. REP. OF | 259,275 | 82,437 | -68.2 | 15,331,907 | 7,445,592 | -51.44 |
| BELGIUM | 11 | 372 | 3281.82 | 733 | 13,326 | 1718.01 |
| SWITZERLAND | 91 | 31 | -65.93 | 108 | 346 | 220.37 |
| LUXEMBOURG | 410 | 293 | -28.54 | 105,128 | 49,628 | -52.79 |
| DENMARK | 1 | 431 | 43000 | 21 | 4,200 | 19900 |
| FINLAND | 63 | 96 | 52.38 | 2,180 | 11,127 | 410.41 |
| ITALY | 2,592 | 843 | -67.48 | 68,542 | 19,050 | -72.21 |
| SPAIN | 4,435 | 5,659 | 27.6 | 399,343 | 280,604 | -29.73 |
| PORTUGAL | 0 | 45 | - | 0 | 556 | - |
| MONTSERAT | 7,844 | 0 | -100 | 117,296 | 0 | -100 |
| GREECE | 273 | 229 | -16.12 | 4,178 | 3,437 | -17.74 |
| VATICAN CITY STATE (HOLY SEE) | 44 | 0 | -100 | 1,980 | 0 | -100 |
| HUNGARY | 956 | 239 | -75 | 14,604 | 5,285 | -63.81 |
| ROMANIA | 97 | 88 | -9.28 | 25,934 | 24,844 | -4.2 |
| BULGARIA | 5,073 | 206 | -95.94 | 49,841 | 6,071 | -87.82 |
| YUGOSLAVIA | 1,563 | 61 | -96.1 | 16,294 | 21,440 | 31.58 |
| SLOVAKIA | 352 | 401 | 13.92 | 29,388 | 10,056 | -65.78 |
| SLOVENIA | 0 | 372 | - | 0 | 5,063 | - |
| CZECH REPUBLIC | 20 | 0 | -100 | 1,000 | 0 | -100 |

TABEL 5. PERKEMBANGAN EKSPOR INDONESIA MENURUT KOMODITI DAN NEGARA TUJUAN

| JENIS BARANG | BERAT BERSIH (KG) | | PERUB | NILAI FOB (US \$) | | PERUB |
|--------------------------------------|-------------------|------------------|--------------|-------------------|-------------------|---------------|
| | JAN-SEP 2005 | JAN-SEP 2006 | % | JAN-SEP 2005 | JAN-SEP 2006 | % |
| (1) | (2) | (3) | (4) | (5) | (6) | (7) |
| FAEROE ISLANDS | 43 | 0 | -100 | 1,308 | 0 | -100 |
| -ALAT UKUR | 209,062 | 307,489 | 47.08 | 7,735,161 | 5,958,439 | -22.97 |
| JAPAN | 1,985 | 2,988 | 50.53 | 853,600 | 72,732 | -91.48 |
| HONG KONG | 324 | 630 | 94.44 | 157 | 67,951 | 43180.89 |
| TAIWAN | 2 | 0 | -100 | 20 | 0 | -100 |
| CHINA | 730 | 782 | 7.12 | 185,251 | 1,207 | -99.35 |
| PAPUA NEW GUINEA | 135 | 1,211 | 797.04 | 5,196 | 1,641 | -68.42 |
| THAILAND | 2,695 | 956 | -64.53 | 38,097 | 245,684 | 544.89 |
| SINGAPORE | 80,225 | 218,673 | 172.57 | 2,130,974 | 2,895,733 | 35.89 |
| PHILIPPINES | 1,040 | 24 | -97.69 | 1,558 | 150 | -90.37 |
| MALAYSIA | 29,396 | 37,696 | 28.24 | 726,282 | 164,794 | -77.31 |
| MYANMAR (FORM. BURMA) | 249 | 0 | -100 | 26,878 | 0 | -100 |
| BRUNEI DARUSSALAM | 271 | 20 | -92.62 | 33,621 | 500 | -98.51 |
| VIET NAM | 10,763 | 0 | -100 | 166,818 | 0 | -100 |
| INDIA | 21,046 | 8 | -99.96 | 366,550 | 2,277 | -99.38 |
| PAKISTAN | 515 | 144 | -72.04 | 36,133 | 1,441 | -96.01 |
| IRAQ | 0 | 130 | - | 0 | 12,340 | - |
| SAUDI ARABIA | 7,947 | 0 | -100 | 146,000 | 0 | -100 |
| KUWAIT | 550 | 270 | -50.91 | 26,665 | 1,471 | -94.48 |
| YEMEN | 6,512 | 0 | -100 | 83,258 | 0 | -100 |
| OMAN | 0 | 200 | - | 0 | 689 | - |
| UNITED ARAB EMIRATES | 12,099 | 2,964 | -75.5 | 518,270 | 307,083 | -40.75 |
| QATAR | 200 | 85 | -57.5 | 26,405 | 116,783 | 342.28 |
| EGYPT | 1,679 | 1,535 | -8.58 | 495,838 | 72,509 | -85.38 |
| LIBYAN ARAB JAMAHIRIYA | 820 | 60 | -92.68 | 173,000 | 32,394 | -81.28 |
| TUNISIA | 230 | 0 | -100 | 10,402 | 0 | -100 |
| SUDAN | 3,250 | 0 | -100 | 473,326 | 0 | -100 |
| GHANA | 188 | 0 | -100 | 126 | 0 | -100 |
| GUINEA | 0 | 47 | - | 0 | 130 | - |
| CONGO | 0 | 93 | - | 0 | 1,140 | - |
| SEYCHELLES | 296 | 0 | -100 | 40 | 0 | -100 |
| SAINT HELENA | 24 | 0 | -100 | 196 | 0 | -100 |
| RWANDA | 0 | 208 | - | 0 | 4,455 | - |
| AUSTRALIA | 5,532 | 1,963 | -64.52 | 310,139 | 45,807 | -85.23 |
| EAST TIMOR | 80 | 0 | -100 | 47 | 0 | -100 |
| UNITED STATES | 1,745 | 3,443 | 97.31 | 234,725 | 278,049 | 18.46 |
| CANADA | 240 | 0 | -100 | 29,042 | 0 | -100 |
| VENEZUELA | 0 | 355 | - | 0 | 3,554 | - |
| EL SALVADOR | 0 | 50 | - | 0 | 848 | - |
| COSTA RICA | 3,056 | 0 | -100 | 114,209 | 0 | -100 |
| FRENCH POLYNESIA | 126 | 0 | -100 | 6,525 | 0 | -100 |
| UNITED KINGDOM | 25 | 2,632 | 10428 | 2,000 | 186,035 | 9201.75 |
| NETHERLANDS | 2,486 | 1,775 | -28.6 | 108,757 | 88,580 | -18.55 |
| FRANCE | 752 | 1,104 | 46.81 | 44,633 | 105,682 | 136.78 |
| GERMANY, FED. REP. OF | 7,387 | 7,716 | 4.45 | 131,319 | 110,281 | -16.02 |
| AUSTRIA | 1 | 0 | -100 | 47 | 0 | -100 |
| BELGIUM | 0 | 5,072 | - | 0 | 473,103 | - |
| SWITZERLAND | 800 | 343 | -57.13 | 24,854 | 12,636 | -49.16 |
| DENMARK | 0 | 35 | - | 0 | 4,597 | - |
| NORWAY | 120 | 694 | 478.33 | 4,740 | 49,757 | 949.73 |
| SWEDEN | 351 | 338 | -3.7 | 19,880 | 25,363 | 27.58 |
| IRELAND | 290 | 1,860 | 541.38 | 18,073 | 138,616 | 666.98 |
| GREECE | 2,453 | 2,214 | -9.74 | 138,706 | 150,964 | 8.84 |
| HUNGARY | 79 | 0 | -100 | 8,279 | 0 | -100 |
| UKRAINE | 0 | 9,036 | - | 0 | 273,459 | - |
| LITHUANIA | 0 | 135 | - | 0 | 8,004 | - |
| RUSSIA FEDERATION | 368 | 0 | -100 | 14,525 | 0 | -100 |
| -LONCENG, ARLOJI DAN BAGIANN) | 4,492,333 | 4,263,212 | -5.1 | 47,284,861 | 60,969,740 | 28.94 |
| JAPAN | 166,785 | 166,526 | -0.16 | 3,373,364 | 4,119,557 | 22.12 |
| HONG KONG | 230,130 | 220,826 | -4.04 | 2,403,755 | 2,870,472 | 19.42 |
| KOREA, DEMOCRATIC PEOPLE'S RI | 0 | 7 | - | 0 | 31 | - |
| KOREA, REPUBLIC OF | 10,615 | 22,697 | 113.82 | 396,841 | 313,408 | -21.02 |
| TAIWAN | 113,293 | 327,528 | 189.1 | 518,487 | 1,741,193 | 235.82 |
| CHINA | 57,142 | 23,816 | -58.32 | 284,378 | 400,657 | 40.89 |
| MACAU | 4,950 | 5,741 | 15.98 | 45,574 | 59,060 | 29.59 |
| PAPUA NEW GUINEA | 6,422 | 2,658 | -58.61 | 14,141 | 11,015 | -22.11 |
| THAILAND | 93,073 | 66,704 | -28.33 | 2,420,436 | 1,087,208 | -55.08 |
| SINGAPORE | 375,851 | 519,354 | 38.18 | 3,756,566 | 10,753,344 | 186.25 |
| PHILIPPINES | 257,816 | 60,235 | -76.64 | 2,601,370 | 637,125 | -75.51 |
| MALAYSIA | 232,173 | 275,409 | 18.62 | 3,534,414 | 3,001,433 | -15.08 |
| MYANMAR (FORM. BURMA) | 0 | 1,780 | - | 0 | 3,212 | - |

TABEL 5. PERKEMBANGAN EKSPOR INDONESIA MENURUT KOMODITI DAN NEGARA TUJUAN

| JENIS BARANG | BERAT BERSIH (KG) | | PERUB | NILAI FOB (US \$) | | PERUB |
|------------------------------|-------------------|--------------|----------|-------------------|--------------|----------|
| | JAN-SEP 2005 | JAN-SEP 2006 | % | JAN-SEP 2005 | JAN-SEP 2006 | % |
| | (1) | (2) | (3) | (4) | (5) | (6) |
| CAMBODIA | 0 | 16,873 | - | 0 | 114,478 | - |
| BRUNEI DARUSSALAM | 426 | 3,833 | 799.77 | 40,144 | 117,752 | 193.32 |
| NEPAL | 101,587 | 0 | -100 | 373,476 | 0 | -100 |
| BHUTAN | 26,163 | 0 | -100 | 177,389 | 0 | -100 |
| VIET NAM | 217,168 | 266,738 | 22.83 | 1,795,583 | 2,967,790 | 65.28 |
| MALDIVES | 0 | 3,756 | - | 0 | 27,675 | - |
| INDIA | 876,303 | 532,931 | -39.18 | 6,142,745 | 3,976,164 | -35.27 |
| PAKISTAN | 4 | 1,626 | 40550 | 92 | 29,035 | 31459.78 |
| BANGLADESH | 0 | 4 | - | 0 | 30 | - |
| SRI LANKA | 50,826 | 2,199 | -95.67 | 250,504 | 20,133 | -91.96 |
| IRAN (ISLAMIC REPUBLIC OF) | 166 | 0 | -100 | 2,175 | 0 | -100 |
| SAUDI ARABIA | 5,402 | 1,736 | -67.86 | 32,214 | 12,620 | -60.82 |
| KUWAIT | 4,435 | 544 | -87.73 | 73,806 | 13,545 | -81.65 |
| JORDAN | 20,169 | 0 | -100 | 167,564 | 0 | -100 |
| LEBANON | 5,221 | 0 | -100 | 73,136 | 0 | -100 |
| YEMEN | 44,594 | 62,352 | 39.82 | 396,457 | 521,581 | 31.56 |
| OMAN | 11,880 | 17,820 | 50 | 133,118 | 211,708 | 59.04 |
| TURKEY | 386 | 2,261 | 485.75 | 6,673 | 2,004,859 | 29944.34 |
| UNITED ARAB EMIRATES | 5,568 | 6,387 | 14.71 | 128,548 | 337,165 | 162.29 |
| QATAR | 45 | 5,063 | 11151.11 | 4,940 | 179,067 | 3524.84 |
| BAHRAIN | 0 | 20 | - | 0 | 396 | - |
| EGYPT | 3,076 | 0 | -100 | 80,950 | 0 | -100 |
| LIBYAN ARAB JAMAHIRIYA | 318 | 0 | -100 | 95,510 | 0 | -100 |
| MOROCCO | 68,845 | 102,795 | 49.31 | 461,215 | 803,671 | 74.25 |
| SUDAN | 640 | 0 | -100 | 21,836 | 0 | -100 |
| TANZANIA, UNITED REPUBLIC OF | 2 | 6 | 200 | 10 | 1,438 | 14280 |
| MADAGASCAR | 0 | 789 | - | 0 | 6,216 | - |
| KENYA | 45 | 0 | -100 | 118 | 0 | -100 |
| REUNION | 31 | 0 | -100 | 41 | 0 | -100 |
| MOZAMBIQUE | 20,299 | 21,749 | 7.14 | 154,773 | 172,758 | 11.62 |
| TOGO | 0 | 17,376 | - | 0 | 122,782 | - |
| GUINEA | 0 | 9,182 | - | 0 | 7,136 | - |
| ANGOLA | 6,165 | 0 | -100 | 43,069 | 0 | -100 |
| CAMEROON | 43,500 | 54,522 | 25.34 | 329,733 | 596,320 | 80.85 |
| NIGERIA | 7,678 | 23,433 | 205.2 | 72,841 | 343,673 | 371.81 |
| GABON | 0 | 977 | - | 0 | 8,638 | - |
| COTE D'IVOIRE | 102,749 | 36,717 | -64.27 | 829,620 | 283,917 | -65.78 |
| SENEGAL | 83,362 | 100,387 | 20.42 | 461,179 | 629,766 | 36.56 |
| MAURITANIA | 0 | 10,640 | - | 0 | 308,000 | - |
| MALI | 6,851 | 0 | -100 | 58,812 | 0 | -100 |
| BENIN | 28,323 | 4 | -99.99 | 231,755 | 31 | -99.99 |
| BURKINA FASO | 26,100 | 31,899 | 22.22 | 198,101 | 258,161 | 30.32 |
| NIGER | 2,175 | 7,975 | 266.67 | 16,471 | 66,236 | 302.14 |
| CHAD | 2,245 | 0 | -100 | 20,148 | 0 | -100 |
| SOUTH AFRICA | 62,660 | 145,386 | 132.02 | 442,200 | 577,136 | 30.51 |
| ZIMBABWE | 855 | 0 | -100 | 698 | 0 | -100 |
| MAURITIUS | 3 | 0 | -100 | 10 | 0 | -100 |
| RWANDA | 0 | 3 | - | 0 | 33 | - |
| AUSTRALIA | 136,474 | 131,092 | -3.94 | 1,889,640 | 1,772,270 | -6.21 |
| NEW ZEALAND | 14,540 | 17,426 | 19.85 | 302,727 | 270,595 | -10.61 |
| FIJI | 4,796 | 6,223 | 29.75 | 46,110 | 53,520 | 16.07 |
| EAST TIMOR | 22 | 0 | -100 | 30 | 0 | -100 |
| UNITED STATES | 245,432 | 261,860 | 6.69 | 5,687,620 | 7,234,509 | 27.2 |
| CANADA | 3,874 | 6,345 | 63.78 | 71,822 | 92,483 | 28.77 |
| MEXICO | 17,824 | 21,573 | 21.03 | 303,275 | 367,712 | 21.25 |
| GUATEMALA | 42 | 0 | -100 | 714 | 0 | -100 |
| PANAMA | 0 | 659 | - | 0 | 10,055 | - |
| CHILE | 62,903 | 20,915 | -66.75 | 137,071 | 353,133 | 157.63 |
| ARGENTINA | 113 | 1,330 | 1076.99 | 1,159 | 23,872 | 1959.71 |
| BRAZIL | 905 | 12,109 | 1238.01 | 67,794 | 192,048 | 183.28 |
| URUGUAY | 26,580 | 0 | -100 | 42,452 | 0 | -100 |
| DOMINICAN REPUBLIC | 0 | 1 | - | 0 | 21 | - |
| EL SALVADOR | 0 | 3 | - | 0 | 12 | - |
| NETHERLANDS ANTILLES | 37 | 0 | -100 | 22 | 0 | -100 |
| UNITED KINGDOM | 59,578 | 121,783 | 104.41 | 1,026,336 | 1,858,254 | 81.06 |
| NETHERLANDS | 1,414 | 1,186 | -16.12 | 98,876 | 204,699 | 107.03 |
| FRANCE | 12,904 | 78,128 | 505.46 | 195,749 | 3,263,767 | 1567.32 |
| GERMANY, FED. REP. OF | 66,433 | 71,807 | 8.09 | 1,124,466 | 1,754,573 | 56.04 |
| AUSTRIA | 1,155 | 805 | -30.3 | 172,858 | 51,044 | -70.47 |
| BELGIUM | 2,146 | 9 | -99.58 | 12,743 | 26 | -99.8 |
| SWITZERLAND | 64 | 112 | 75 | 2,055 | 3,428 | 66.81 |
| DENMARK | 34 | 300 | 782.35 | 20,000 | 10,700 | -46.5 |
| SWEDEN | 0 | 1 | - | 0 | 10 | - |

TABEL 5. PERKEMBANGAN EKSPOR INDONESIA MENURUT KOMODITI DAN NEGARA TUJUAN

| JENIS BARANG | BERAT BERSIH (KG) | | PERUB | NILAI FOB (US \$) | | PERUB |
|--|-------------------|-------------------|--------------|--------------------|--------------------|--------------|
| | JAN-SEP 2005 | JAN-SEP 2006 | % | JAN-SEP 2005 | JAN-SEP 2006 | % |
| (1) | (2) | (3) | (4) | (5) | (6) | (7) |
| FINLAND | 0 | 600 | - | 0 | 95,740 | - |
| ITALY | 1,226 | 1,575 | 28.47 | 29,828 | 36,776 | 23.29 |
| SPAIN | 5,163 | 5,873 | 13.75 | 123,766 | 100,496 | -18.8 |
| PORTUGAL | 399,645 | 301,723 | -24.5 | 2,879,128 | 2,820,001 | -2.05 |
| GREECE | 5 | 0 | -100 | 248 | 0 | -100 |
| CZECHOSLOVAKIA | 1,322 | 0 | -100 | 4,480 | 0 | -100 |
| HUNGARY | 1,375 | 2,023 | 47.13 | 31,971 | 32,997 | 3.21 |
| POLAND | 4 | 0 | -100 | 31 | 0 | -100 |
| ROMANIA | 9,027 | 153 | -98.31 | 65,350 | 2,260 | -96.54 |
| BULGARIA | 1 | 0 | -100 | 100 | 0 | -100 |
| MOLDOVA, REPUBLIC OF | 100 | 205 | 105 | 4,805 | 6,966 | 44.97 |
| LATVIA | 73 | 0 | -100 | 205 | 0 | -100 |
| GEORGIA | 31,115 | 8,700 | -72.04 | 254,548 | 91,692 | -63.98 |
| MALTA | 3 | 0 | -100 | 12 | 0 | -100 |
| SLOVAKIA | 0 | 578 | - | 0 | 415,780 | - |
| CZECH REPUBLIC | 0 | 6,678 | - | 0 | 131,807 | - |
| SOUTH GEORGIA AND THE SOUTH REP. OF MACEDONIA | 0 | 1 | - | 0 | 14 | - |
| RUSSIA FEDERATION | 1,489 | 15 | -98.99 | 19,890 | 363 | -98.17 |
| -COKLAT OLAHAN | 69,615,765 | 90,303,603 | 29.72 | 153,783,610 | 176,531,579 | 14.79 |
| JAPAN | 1,558,512 | 1,358,604 | -12.83 | 3,289,484 | 3,609,707 | 9.73 |
| HONG KONG | 147,977 | 130,008 | -12.14 | 326,608 | 300,543 | -7.98 |
| KOREA, REPUBLIC OF | 741,983 | 773,194 | 4.21 | 895,919 | 661,365 | -26.18 |
| TAIWAN | 264,509 | 193,077 | -27.01 | 1,664,469 | 389,461 | -76.6 |
| CHINA | 1,991,371 | 3,399,653 | 70.72 | 1,385,244 | 1,919,364 | 38.56 |
| PAPUA NEW GUINEA | 10,652 | 10,986 | 3.14 | 18,568 | 12,404 | -33.2 |
| THAILAND | 1,086,019 | 1,773,628 | 63.31 | 1,879,675 | 3,201,707 | 70.33 |
| SINGAPORE | 1,632,342 | 1,418,980 | -13.07 | 2,603,769 | 2,383,947 | -8.44 |
| PHILIPPINES | 5,057,355 | 5,760,783 | 13.91 | 5,554,356 | 4,373,989 | -21.25 |
| MALAYSIA | 1,453,011 | 2,882,528 | 98.38 | 2,176,493 | 2,664,767 | 22.43 |
| CAMBODIA | 8,100 | 13,700 | 69.14 | 11,700 | 18,640 | 59.32 |
| BRUNEI DARUSSALAM | 185,429 | 61,385 | -66.9 | 502,743 | 113,495 | -77.42 |
| VIET NAM | 56,648 | 103,196 | 82.17 | 101,362 | 124,642 | 22.97 |
| MALDIVES | 9,004 | 11,638 | 29.25 | 21,974 | 19,319 | -12.08 |
| INDIA | 601,699 | 1,260,052 | 109.42 | 901,019 | 1,360,795 | 51.03 |
| PAKISTAN | 176,991 | 521,227 | 194.49 | 189,148 | 423,662 | 123.98 |
| BANGLADESH | 54,955 | 70,719 | 28.69 | 39,489 | 86,021 | 117.84 |
| SRI LANKA | 124,594 | 127,885 | 2.64 | 157,240 | 117,099 | -25.53 |
| IRAN (ISLAMIC REPUBLIC OF) | 380,995 | 448,999 | 17.85 | 415,180 | 398,240 | -4.08 |
| SAUDI ARABIA | 88,523 | 38,653 | -56.34 | 102,091 | 89,711 | -12.13 |
| KUWAIT | 70,116 | 61,807 | -11.85 | 172,905 | 139,479 | -19.33 |
| JORDAN | 0 | 39,919 | - | 0 | 75,201 | - |
| LEBANON | 35,999 | 0 | -100 | 19,715 | 0 | -100 |
| YEMEN | 446,163 | 59,351 | -86.7 | 516,038 | 91,456 | -82.28 |
| OMAN | 19,140 | 11,595 | -39.42 | 42,361 | 26,100 | -38.39 |
| SYRIA ARAB REPUBLIC | 0 | 254,849 | - | 0 | 184,786 | - |
| TURKEY | 134,999 | 516,298 | 282.45 | 128,845 | 342,586 | 165.89 |
| UNITED ARAB EMIRATES | 1,532,567 | 1,856,851 | 21.16 | 5,005,283 | 6,626,507 | 32.39 |
| QATAR | 278 | 74 | -73.38 | 2,496 | 311 | -87.54 |
| BAHRAIN | 65,944 | 21,161 | -67.91 | 150,078 | 52,748 | -64.85 |
| EGYPT | 318,700 | 372,100 | 16.76 | 732,117 | 1,031,750 | 40.93 |
| MOROCCO | 0 | 525 | - | 0 | 525 | - |
| ALGERIA | 195,000 | 0 | -100 | 156,900 | 0 | -100 |
| SUDAN | 0 | 75 | - | 0 | 755 | - |
| ERITREA | 10,800 | 0 | -100 | 16,065 | 0 | -100 |
| TANZANIA, UNITED REPUBLIC OF | 8,049 | 0 | -100 | 16,678 | 0 | -100 |
| MADAGASCAR | 6,036 | 85,676 | 1319.42 | 12,744 | 89,102 | 599.17 |
| KENYA | 78,834 | 101,244 | 28.43 | 180,955 | 271,792 | 50.2 |
| TOGO | 43,200 | 43,200 | 0 | 60,000 | 61,200 | 2 |
| GHANA | 1,177 | 0 | -100 | 2,135 | 0 | -100 |
| GUINEA | 0 | 2,084 | - | 0 | 3,150 | - |
| CAMEROON | 0 | 15,210 | - | 0 | 22,815 | - |
| NIGERIA | 1,289 | 0 | -100 | 5,269 | 0 | -100 |
| COTE D'IVOIRE | 9,419 | 0 | -100 | 13,772 | 0 | -100 |
| MAURITANIA | 54,700 | 14,400 | -73.67 | 80,600 | 20,800 | -74.19 |
| BENIN | 12,900 | 14,850 | 15.12 | 25,800 | 34,031 | 31.9 |
| GAMBIA | 0 | 1,278 | - | 0 | 8,152 | - |
| CENTRAL AFRICAN REPUBLIC | 0 | 23,000 | - | 0 | 8,510 | - |
| SOUTH AFRICA | 1,966,735 | 1,965,838 | -0.05 | 3,740,857 | 3,943,855 | 5.43 |
| ZIMBABWE | 46,663 | 13,999 | -70 | 57,235 | 28,260 | -50.62 |
| MAURITIUS | 3,480 | 18,058 | 418.91 | 7,050 | 34,008 | 382.38 |
| AUSTRALIA | 3,361,759 | 6,736,953 | 100.4 | 9,517,208 | 20,423,698 | 114.6 |

TABEL 5. PERKEMBANGAN EKSPOR INDONESIA MENURUT KOMODITI DAN NEGARA TUJUAN

| JENIS BARANG | BERAT BERSIH (KG) | | PERUB | NILAI FOB (US \$) | | PERUB |
|------------------------------|--------------------|--------------------|---------------|-------------------|-------------------|---------------|
| | JAN-SEP 2005 | JAN-SEP 2006 | % | JAN-SEP 2005 | JAN-SEP 2006 | % |
| (1) | (2) | (3) | (4) | (5) | (6) | (7) |
| NEW ZEALAND | 533,897 | 1,057,584 | 98.09 | 1,315,813 | 2,348,310 | 78.47 |
| MICRONESIA, FEDERATED STATES | 0 | 1,138 | - | 0 | 5,404 | - |
| VANUATU | 3,421 | 21,009 | 514.12 | 7,835 | 27,603 | 252.3 |
| AMERICAN SAMOA | 1,715 | 3,879 | 126.18 | 2,835 | 4,116 | 45.19 |
| COOK ISLANDS | 458 | 0 | -100 | 327 | 0 | -100 |
| FIJI | 52,908 | 68,380 | 29.24 | 108,000 | 142,950 | 32.36 |
| KIRIBATI | 0 | 248 | - | 0 | 555 | - |
| SAMOA | 0 | 684 | - | 0 | 3,821 | - |
| SOLOMON ISLANDS | 1,640 | 3,764 | 129.51 | 17,216 | 7,186 | -58.26 |
| TONGA | 6,030 | 19,275 | 219.65 | 8,187 | 36,872 | 350.37 |
| TUVALU | 0 | 50 | - | 0 | 94 | - |
| EAST TIMOR | 29,527 | 22,028 | -25.4 | 16,556 | 18,084 | 9.23 |
| UNITED STATES | 13,751,818 | 15,735,972 | 14.43 | 45,712,195 | 49,129,671 | 7.48 |
| CANADA | 600,000 | 200,522 | -66.58 | 2,080,000 | 701,289 | -66.28 |
| MEXICO | 264,000 | 1,226,200 | 364.47 | 323,760 | 803,340 | 148.13 |
| CHILE | 0 | 38,998 | - | 0 | 25,950 | - |
| ARGENTINA | 46,497 | 0 | -100 | 42,870 | 0 | -100 |
| BRAZIL | 320,590 | 3,648,520 | 1038.06 | 291,446 | 1,838,489 | 530.82 |
| URUGUAY | 0 | 105,000 | - | 0 | 44,300 | - |
| JAMAICA | 8,686 | 8,777 | 1.05 | 22,982 | 22,703 | -1.21 |
| FRENCH POLYNESIA | 3,972 | 1,660 | -58.21 | 8,743 | 3,252 | -62.8 |
| UNITED KINGDOM | 1,244,050 | 402,666 | -67.63 | 2,801,300 | 1,051,972 | -62.45 |
| NETHERLANDS | 4,512,340 | 7,355,950 | 63.02 | 14,447,551 | 26,376,084 | 82.56 |
| FRANCE | 8,360,059 | 5,783,999 | -30.81 | 27,148,599 | 20,937,676 | -22.88 |
| GERMANY, FED. REP. OF | 361,101 | 1,176,310 | 225.76 | 1,218,447 | 1,245,145 | 2.19 |
| BELGIUM | 2,366,189 | 3,054,000 | 29.07 | 5,541,585 | 9,499,667 | 71.43 |
| SWITZERLAND | 84,112 | 2,272 | -97.3 | 126,635 | 37,345 | -70.51 |
| DENMARK | 57 | 0 | -100 | 110 | 0 | -100 |
| SWEDEN | 0 | 9,054 | - | 0 | 22,892 | - |
| SPAIN | 7,997,850 | 16,116,610 | 101.51 | 3,924,363 | 5,576,700 | 42.1 |
| GREECE | 91,999 | 130,000 | 41.31 | 57,999 | 43,110 | -25.67 |
| HUNGARY | 94,949 | 108,000 | 13.75 | 81,205 | 59,269 | -27.01 |
| POLAND | 31,998 | 32,000 | 0.01 | 17,682 | 12,280 | -30.55 |
| ROMANIA | 17,000 | 0 | -100 | 10,334 | 0 | -100 |
| BULGARIA | 3,070,587 | 666,765 | -78.29 | 1,390,881 | 188,538 | -86.44 |
| UKRAINE | 572,500 | 240,999 | -57.9 | 690,280 | 180,956 | -73.79 |
| UZBEKISTAN | 34,000 | 34,000 | 0 | 24,106 | 16,456 | -31.73 |
| LITHUANIA | 14,000 | 328,000 | 2242.86 | 16,800 | 257,280 | 1431.43 |
| LATVIA | 41,999 | 0 | -100 | 49,320 | 0 | -100 |
| ESTONIA | 993,200 | 25,000 | -97.48 | 3,328,126 | 10,625 | -99.68 |
| CROATIA | 17,000 | 28,000 | 64.71 | 14,135 | 15,740 | 11.35 |
| SLOVENIA | 30,000 | 0 | -100 | 35,250 | 0 | -100 |
| CZECH REPUBLIC | 1,000 | 0 | -100 | 500 | 0 | -100 |
| RUSSIA FEDERATION | 0 | 57,000 | - | 0 | 45,400 | - |
| -GULA TETES | 155,072,588 | 385,325,880 | 148.48 | 13,106,909 | 36,412,255 | 177.81 |
| JAPAN | 18,976,343 | 6,000,000 | -68.38 | 1,322,908 | 599,700 | -54.67 |
| HONG KONG | 0 | 19,800 | - | 0 | 8,712 | - |
| KOREA, REPUBLIC OF | 49,997,600 | 182,973,030 | 265.96 | 4,495,996 | 18,465,824 | 310.72 |
| TAIWAN | 39,858,818 | 36,362,599 | -8.77 | 3,083,306 | 3,263,088 | 5.83 |
| PAPUA NEW GUINEA | 0 | 13,843 | - | 0 | 19,033 | - |
| SINGAPORE | 53,089 | 67,648 | 27.42 | 20,966 | 36,362 | 73.43 |
| MALAYSIA | 78,112 | 157,485 | 101.61 | 35,048 | 41,256 | 17.71 |
| VIET NAM | 33,188,945 | 152,013,860 | 358.03 | 3,122,580 | 13,274,797 | 325.12 |
| MALDIVES | 0 | 761 | - | 0 | 1,250 | - |
| INDIA | 5,000,000 | 0 | -100 | 325,000 | 0 | -100 |
| VANUATU | 3,860 | 0 | -100 | 3,706 | 0 | -100 |
| SOLOMON ISLANDS | 746 | 0 | -100 | 781 | 0 | -100 |
| UNITED STATES | 62 | 0 | -100 | 85 | 0 | -100 |
| UNITED KINGDOM | 7,915,000 | 7,716,854 | -2.5 | 696,520 | 702,233 | 0.82 |
| NETHERLANDS | 13 | 0 | -100 | 13 | 0 | -100 |
| -KERUPUK UDANG | 4,387,073 | 4,950,826 | 12.85 | 5,851,739 | 6,911,074 | 18.1 |
| JAPAN | 82,601 | 154,162 | 86.63 | 141,305 | 266,053 | 88.28 |
| HONG KONG | 54,611 | 115,298 | 111.13 | 94,156 | 171,082 | 81.7 |
| KOREA, REPUBLIC OF | 864,039 | 540,884 | -37.4 | 1,197,842 | 781,138 | -34.79 |
| TAIWAN | 49,786 | 76,073 | 52.8 | 48,394 | 39,489 | -18.4 |
| SINGAPORE | 85,118 | 93,772 | 10.17 | 119,135 | 129,113 | 8.38 |
| MALAYSIA | 373,534 | 204,455 | -45.26 | 217,973 | 155,409 | -28.7 |
| BRUNEI DARUSSALAM | 0 | 1,060 | - | 0 | 2,081 | - |
| INDIA | 0 | 443 | - | 0 | 867 | - |
| SRI LANKA | 12,575 | 0 | -100 | 10,275 | 0 | -100 |
| SAUDI ARABIA | 252,241 | 521,076 | 106.58 | 211,649 | 451,032 | 113.1 |

TABEL 5. PERKEMBANGAN EKSPOR INDONESIA MENURUT KOMODITI DAN NEGARA TUJUAN

| JENIS BARANG | BERAT BERSIH (KG) | | PERUB | NILAI FOB (US \$) | | PERUB |
|-------------------------------|--------------------|--------------------|-------------|--------------------|--------------------|--------------|
| | JAN-SEP 2005 | JAN-SEP 2006 | % | JAN-SEP 2005 | JAN-SEP 2006 | % |
| (1) | (2) | (3) | (4) | (5) | (6) | (7) |
| KUWAIT | 2,454 | 2,909 | 18.54 | 2,231 | 1,832 | -17.88 |
| YEMEN | 0 | 39,530 | - | 0 | 29,651 | - |
| UNITED ARAB EMIRATES | 31,960 | 33,808 | 5.78 | 26,314 | 36,951 | 40.42 |
| AUSTRALIA | 54,451 | 32,571 | -40.18 | 79,917 | 53,567 | -32.97 |
| UNITED STATES | 153,108 | 99,849 | -34.79 | 334,719 | 242,084 | -27.68 |
| CANADA | 10,837 | 2,134 | -80.31 | 17,085 | 4,466 | -73.86 |
| UNITED KINGDOM | 261,149 | 378,695 | 45.01 | 382,235 | 517,083 | 35.28 |
| NETHERLANDS | 1,803,517 | 2,110,586 | 17.03 | 2,527,710 | 3,188,588 | 26.15 |
| FRANCE | 206,988 | 344,575 | 66.47 | 377,849 | 613,544 | 62.38 |
| BELGIUM | 86,200 | 68,719 | -20.28 | 60,950 | 48,843 | -19.86 |
| IRELAND | 1,904 | 0 | -100 | 2,000 | 0 | -100 |
| SPAIN | 0 | 13,600 | - | 0 | 19,360 | - |
| ROMANIA | 0 | 116,627 | - | 0 | 158,841 | - |
| -BUAH/SAYURAN OLAHAN | 333,946,213 | 348,846,852 | 4.46 | 195,736,347 | 183,097,752 | -6.46 |
| JAPAN | 12,659,496 | 13,181,671 | 4.12 | 11,381,013 | 10,267,291 | -9.79 |
| HONG KONG | 1,436,762 | 2,545,781 | 77.19 | 1,557,342 | 3,941,054 | 153.06 |
| KOREA, DEMOCRATIC PEOPLE'S RI | 0 | 28,525 | - | 0 | 17,281 | - |
| KOREA, REPUBLIC OF | 1,354,452 | 1,266,221 | -6.51 | 1,073,438 | 1,058,741 | -1.37 |
| TAIWAN | 5,772,378 | 8,514,853 | 47.51 | 2,220,209 | 2,366,092 | 6.57 |
| CHINA | 2,127,943 | 10,108,255 | 375.02 | 684,362 | 1,558,805 | 127.77 |
| PAPUA NEW GUINEA | 2,490 | 700 | -71.89 | 4,230 | 1,426 | -66.29 |
| THAILAND | 488,319 | 822,131 | 68.36 | 234,503 | 173,300 | -26.1 |
| SINGAPORE | 74,167,775 | 60,173,491 | -18.87 | 45,626,440 | 37,484,201 | -17.85 |
| PHILIPPINES | 32,774,547 | 9,415,132 | -71.27 | 11,036,284 | 3,535,365 | -67.97 |
| MALAYSIA | 33,756,809 | 70,947,621 | 110.17 | 5,792,465 | 11,127,118 | 92.1 |
| MYANMAR (FORM. BURMA) | 90 | 8,314 | 9137.78 | 77 | 11,261 | 14524.68 |
| CAMBODIA | 0 | 177,000 | - | 0 | 1,680 | - |
| BRUNEI DARUSSALAM | 37,510 | 46,212 | 23.2 | 31,699 | 74,748 | 135.81 |
| NEPAL | 0 | 511,166 | - | 0 | 623,279 | - |
| VIET NAM | 6,614,305 | 2,545,610 | -61.51 | 5,872,954 | 1,829,436 | -68.85 |
| MALDIVES | 22,957 | 17,854 | -22.23 | 33,986 | 28,051 | -17.46 |
| INDIA | 22,265,438 | 13,096,320 | -41.18 | 20,340,966 | 8,409,407 | -58.66 |
| PAKISTAN | 9,030,951 | 5,704,086 | -36.84 | 2,059,653 | 1,587,929 | -22.9 |
| BANGLADESH | 93,080 | 25,000 | -73.14 | 86,783 | 250 | -99.71 |
| SRI LANKA | 48,346 | 0 | -100 | 5,343 | 0 | -100 |
| IRAN (ISLAMIC REPUBLIC OF) | 238,000 | 86,797 | -63.53 | 103,520 | 41,457 | -59.95 |
| SAUDI ARABIA | 757,147 | 658,128 | -13.08 | 675,559 | 566,472 | -16.15 |
| KUWAIT | 88 | 121,018 | 137420.45 | 80 | 59,899 | 74773.75 |
| JORDAN | 62,500 | 101,400 | 62.24 | 12,500 | 102,775 | 722.2 |
| LEBANON | 81,406 | 101,200 | 24.32 | 314,269 | 473,646 | 50.71 |
| YEMEN | 0 | 21,685 | - | 0 | 12,765 | - |
| SYRIA ARAB REPUBLIC | 104,123 | 28,124 | -72.99 | 129,925 | 80,770 | -37.83 |
| TURKEY | 178,700 | 305,782 | 71.11 | 94,457 | 217,799 | 130.58 |
| UNITED ARAB EMIRATES | 1,625,158 | 3,170,148 | 95.07 | 1,188,416 | 1,783,883 | 50.11 |
| QATAR | 49,980 | 124,100 | 148.3 | 24,365 | 50,890 | 108.87 |
| BAHRAIN | 152,800 | 192,680 | 26.1 | 80,896 | 81,795 | 1.11 |
| CYPRUS | 17,472 | 0 | -100 | 9,750 | 0 | -100 |
| EGYPT | 961,665 | 1,377,858 | 43.28 | 624,116 | 795,712 | 27.49 |
| LIBYAN ARAB JAMAHIRIYA | 35,460 | 24,990 | -29.53 | 19,152 | 15,869 | -17.14 |
| MOROCCO | 220,680 | 89,500 | -59.44 | 139,343 | 59,588 | -57.24 |
| TUNISIA | 12,500 | 12,500 | 0 | 2,500 | 2,500 | 0 |
| ALGERIA | 397,472 | 228,400 | -42.54 | 294,424 | 148,590 | -49.53 |
| ERITREA | 0 | 88,560 | - | 0 | 40,500 | - |
| MADAGASCAR | 0 | 1,781 | - | 0 | 4,968 | - |
| KENYA | 0 | 12,985 | - | 0 | 2,894 | - |
| REUNION | 0 | 8,363 | - | 0 | 5,910 | - |
| TOGO | 917 | 0 | -100 | 1,025 | 0 | -100 |
| ANGOLA | 0 | 77,000 | - | 0 | 41,140 | - |
| NIGERIA | 0 | 54,815 | - | 0 | 78,946 | - |
| SIERRA LEONE | 0 | 35,768 | - | 0 | 17,386 | - |
| SEYCHELLES | 0 | 3,512 | - | 0 | 13,859 | - |
| SAINT HELENA | 0 | 53,071 | - | 0 | 20,540 | - |
| SWAZILAND | 36,192 | 0 | -100 | 15,436 | 0 | -100 |
| SOUTH AFRICA | 471,066 | 827,033 | 75.57 | 352,477 | 420,041 | 19.17 |
| MAURITIUS | 142,912 | 102,707 | -28.13 | 96,113 | 60,782 | -36.76 |
| AUSTRALIA | 1,756,166 | 1,798,057 | 2.39 | 1,413,261 | 1,137,808 | -19.49 |
| NEW ZEALAND | 154,645 | 396,070 | 156.12 | 132,746 | 335,241 | 152.54 |
| MICRONESIA, FEDERATED STATES | 0 | 4,214 | - | 0 | 3,284 | - |
| GUAM | 0 | 368 | - | 0 | 1,165 | - |
| NEW CALEDONIA | 7,150 | 1,440 | -79.86 | 7,475 | 1,800 | -75.92 |
| NORTHERN MARIANA ISLANDS | 1,155 | 2,506 | 116.97 | 834 | 1,869 | 124.1 |
| VANUATU | 14,123 | 807 | -94.29 | 8,570 | 1,465 | -82.91 |

TABEL 5. PERKEMBANGAN EKSPOR INDONESIA MENURUT KOMODITI DAN NEGARA TUJUAN

| JENIS BARANG | BERAT BERSIH (KG) | | PERUB | NILAI FOB (US \$) | | PERUB |
|-----------------------------|-------------------|-------------------|--------------|-------------------|-------------------|--------------|
| | JAN-SEP 2005 | JAN-SEP 2006 | % | JAN-SEP 2005 | JAN-SEP 2006 | % |
| (1) | (2) | (3) | (4) | (5) | (6) | (7) |
| AMERICAN SAMOA | 515 | 2,808 | 445.24 | 852 | 3,923 | 360.45 |
| COOK ISLANDS | 131 | 7 | -94.66 | 186 | 35 | -81.18 |
| FIJI | 5,098 | 1,786 | -64.97 | 9,988 | 2,179 | -78.18 |
| MARSHALL ISLANDS | 1,577 | 0 | -100 | 1,449 | 0 | -100 |
| SAMOA | 0 | 562 | - | 0 | 3,330 | - |
| SOLOMON ISLANDS | 0 | 2,952 | - | 0 | 32,445 | - |
| TUVALU | 0 | 576 | - | 0 | 1,080 | - |
| EAST TIMOR | 7,578 | 89,480 | 1080.79 | 10,416 | 35,917 | 244.83 |
| UNITED STATES | 40,802,818 | 44,592,084 | 9.29 | 36,809,450 | 37,125,310 | 0.86 |
| CANADA | 712,195 | 413,160 | -41.99 | 1,206,567 | 1,397,554 | 15.83 |
| MEXICO | 0 | 281,093 | - | 0 | 337,962 | - |
| PANAMA | 16,666 | 16,193 | -2.84 | 11,896 | 11,800 | -0.81 |
| SURINAME | 40 | 117 | 192.5 | 76 | 350 | 360.53 |
| CHILE | 2,167,145 | 3,070,563 | 41.69 | 1,238,571 | 1,589,599 | 28.34 |
| ARGENTINA | 2,054,062 | 4,671,419 | 127.42 | 1,217,986 | 2,745,168 | 125.39 |
| BRAZIL | 1,591,589 | 1,562,380 | -1.84 | 916,464 | 659,580 | -28.03 |
| URUGUAY | 195,707 | 345,887 | 76.74 | 135,884 | 193,757 | 42.59 |
| PARAGUAY | 0 | 75,000 | - | 0 | 54,125 | - |
| PERU | 122,319 | 389,276 | 218.25 | 45,893 | 133,460 | 190.81 |
| PUERTO RICO | 107,373 | 34,320 | -68.04 | 93,940 | 29,172 | -68.95 |
| DOMINICAN REPUBLIC | 0 | 48,988 | - | 0 | 37,721 | - |
| EL SALVADOR | 0 | 33,566 | - | 0 | 145,851 | - |
| COSTA RICA | 12,000 | 0 | -100 | 9,000 | 0 | -100 |
| FALKLAND ISLANDS (MALVINAS) | 0 | 13,758 | - | 0 | 15,120 | - |
| FRENCH POLYNESIA | 0 | 13,051 | - | 0 | 5,103 | - |
| NETHERLANDS ANTILLES | 0 | 24 | - | 0 | 235 | - |
| GUADELOUPE | 304 | 0 | -100 | 1,308 | 0 | -100 |
| UNITED KINGDOM | 1,448,493 | 2,476,017 | 70.94 | 923,103 | 1,542,808 | 67.13 |
| NETHERLANDS | 19,336,351 | 14,910,170 | -22.89 | 9,635,102 | 8,601,798 | -10.72 |
| FRANCE | 2,078,601 | 2,345,864 | 12.86 | 1,213,030 | 1,454,968 | 19.94 |
| GERMANY, FED. REP. OF | 24,364,901 | 22,821,774 | -6.33 | 11,126,555 | 11,083,782 | -0.38 |
| AUSTRIA | 1,046,664 | 1,733,615 | 65.63 | 566,537 | 1,005,908 | 77.55 |
| BELGIUM | 1,087,519 | 1,885,086 | 73.34 | 664,751 | 1,340,271 | 101.62 |
| SWITZERLAND | 36,720 | 79,363 | 116.13 | 18,200 | 50,808 | 179.16 |
| MONACO | 46,272 | 0 | -100 | 36,642 | 0 | -100 |
| DENMARK | 771,003 | 875,176 | 13.51 | 442,789 | 566,829 | 28.01 |
| NORWAY | 1,080,773 | 1,532,811 | 41.83 | 894,160 | 1,446,391 | 61.76 |
| SWEDEN | 658,700 | 1,287,997 | 95.54 | 382,087 | 816,796 | 113.77 |
| FINLAND | 944,152 | 3,291,734 | 248.64 | 651,273 | 1,784,126 | 173.94 |
| IRELAND | 72,316 | 54,350 | -24.84 | 44,953 | 24,626 | -45.22 |
| ITALY | 2,855,737 | 3,455,914 | 21.02 | 1,641,432 | 1,843,127 | 12.29 |
| SPAIN | 11,994,217 | 14,357,541 | 19.7 | 7,581,403 | 9,249,908 | 22.01 |
| PORTUGAL | 273,930 | 240,450 | -12.22 | 116,640 | 168,368 | 44.35 |
| ICELAND | 0 | 18,027 | - | 0 | 9,302 | - |
| GREECE | 451,784 | 509,530 | 12.78 | 267,782 | 274,073 | 2.35 |
| ANDORRA | 0 | 26,000 | - | 0 | 10,400 | - |
| HUNGARY | 586,779 | 487,775 | -16.87 | 280,574 | 233,183 | -16.89 |
| POLAND | 2,679,069 | 1,824,768 | -31.89 | 1,653,992 | 1,192,602 | -27.9 |
| ROMANIA | 176,672 | 1,243,013 | 603.57 | 63,731 | 499,771 | 684.19 |
| BULGARIA | 127,440 | 62,000 | -51.35 | 53,988 | 40,883 | -24.27 |
| BELARUS | 0 | 54,944 | - | 0 | 31,190 | - |
| KAZAKHSTAN | 26,000 | 26,000 | 0 | 21,840 | 19,006 | -12.98 |
| UKRAINE | 75,000 | 861,555 | 1048.74 | 43,643 | 445,185 | 920.06 |
| LITHUANIA | 0 | 78,514 | - | 0 | 53,274 | - |
| LATVIA | 13,728 | 73,756 | 437.27 | 13,104 | 73,491 | 460.83 |
| ESTONIA | 26,000 | 344,240 | 1224 | 24,110 | 175,302 | 627.09 |
| CROATIA | 60,090 | 33,819 | -43.72 | 35,318 | 16,167 | -54.22 |
| BOSNIA AND HERZEGOVINA | 20,000 | 40,000 | 100 | 17,800 | 29,400 | 65.17 |
| MALTA | 16,797 | 60,000 | 257.21 | 1,282 | 4,200 | 227.61 |
| SLOVAKIA | 12,500 | 0 | -100 | 2,500 | 0 | -100 |
| SLOVENIA | 474,022 | 659,158 | 39.06 | 218,352 | 306,462 | 40.35 |
| CZECH REPUBLIC | 67,630 | 500,783 | 640.47 | 35,732 | 251,250 | 603.15 |
| REP. OF MACEDONIA | 25,500 | 0 | -100 | 19,890 | 0 | -100 |
| FAEROE ISLANDS | 29,999 | 0 | -100 | 3,700 | 0 | -100 |
| RUSSIA FEDERATION | 3,050,612 | 5,686,748 | 86.41 | 1,547,470 | 3,110,598 | 101.01 |
| -MINUMAN OLAHAN | 45,915,996 | 54,229,502 | 18.11 | 22,967,981 | 28,768,268 | 25.25 |
| JAPAN | 5,119,859 | 15,544,086 | 203.6 | 3,285,511 | 9,399,332 | 186.08 |
| HONG KONG | 557,457 | 764,762 | 37.19 | 982,749 | 1,506,116 | 53.26 |
| KOREA, REPUBLIC OF | 58,883 | 52,757 | -10.4 | 45,668 | 50,853 | 11.35 |
| TAIWAN | 2,935,149 | 2,885,652 | -1.69 | 1,858,771 | 1,913,028 | 2.92 |
| CHINA | 3,150 | 1,557 | -50.57 | 9,980 | 4,626 | -53.65 |
| MONGOLIA | 0 | 16,444 | - | 0 | 9,221 | - |

TABEL 5. PERKEMBANGAN EKSPOR INDONESIA MENURUT KOMODITI DAN NEGARA TUJUAN

| JENIS BARANG | BERAT BERSIH (KG) | | PERUB | NILAI FOB (US \$) | | PERUB |
|-----------------------------------|-------------------|-------------------|--------------|--------------------|--------------------|--------------|
| | JAN-SEP 2005 | JAN-SEP 2006 | % | JAN-SEP 2005 | JAN-SEP 2006 | % |
| (1) | (2) | (3) | (4) | (5) | (6) | (7) |
| PAPUA NEW GUINEA | 19,956 | 1,181,828 | 5822.17 | 20,523 | 2,290,689 | 11061.57 |
| THAILAND | 5,935,920 | 2,759,872 | -53.51 | 3,551,798 | 512,569 | -85.57 |
| SINGAPORE | 17,738,070 | 19,386,264 | 9.29 | 4,478,126 | 5,750,100 | 28.4 |
| PHILIPPINES | 2,706,898 | 1,295,106 | -52.16 | 1,099,340 | 471,111 | -57.15 |
| MALAYSIA | 3,021,163 | 1,923,202 | -36.34 | 1,990,549 | 1,345,946 | -32.38 |
| CAMBODIA | 0 | 129,857 | - | 0 | 45,110 | - |
| BRUNEI DARUSSALAM | 2,605,110 | 1,067,780 | -59.01 | 1,692,128 | 650,263 | -61.57 |
| VIET NAM | 207,758 | 237,616 | 14.37 | 125,335 | 393,330 | 213.82 |
| MALDIVES | 165,857 | 130,668 | -21.22 | 131,256 | 117,248 | -10.67 |
| INDIA | 13,944 | 5,455 | -60.88 | 64,966 | 9,022 | -86.11 |
| PAKISTAN | 45 | 5,560 | 12255.56 | 194 | 29,919 | 15322.16 |
| BANGLADESH | 23 | 9,460 | 41030.43 | 27 | 23,466 | 86811.11 |
| SRI LANKA | 3,109 | 0 | -100 | 50 | 0 | -100 |
| SAUDI ARABIA | 171,855 | 50,177 | -70.8 | 93,849 | 31,920 | -65.99 |
| JORDAN | 0 | 6,720 | - | 0 | 23,038 | - |
| LEBANON | 0 | 26,817 | - | 0 | 84,255 | - |
| OMAN | 465,165 | 603,095 | 29.65 | 311,027 | 394,766 | 26.92 |
| TURKEY | 0 | 28,541 | - | 0 | 81,446 | - |
| UNITED ARAB EMIRATES | 512,760 | 870,039 | 69.68 | 1,178,470 | 1,055,802 | -10.41 |
| QATAR | 0 | 36,552 | - | 0 | 23,926 | - |
| BAHRAIN | 24,596 | 43,663 | 77.52 | 16,100 | 28,903 | 79.52 |
| EGYPT | 17,820 | 0 | -100 | 9,450 | 0 | -100 |
| LIBYAN ARAB JAMAHIRIYA | 0 | 27,137 | - | 0 | 74,073 | - |
| NAMIBIA | 1,130 | 0 | -100 | 5,708 | 0 | -100 |
| TANZANIA, UNITED REPUBLIC OF | 8,574 | 0 | -100 | 9,852 | 0 | -100 |
| MOZAMBIQUE | 25,740 | 0 | -100 | 7,920 | 0 | -100 |
| TOGO | 0 | 16 | - | 0 | 20 | - |
| CONGO | 308 | 0 | -100 | 118 | 0 | -100 |
| CAMEROON | 0 | 2,822 | - | 0 | 2,150 | - |
| NIGERIA | 74,953 | 0 | -100 | 54,088 | 0 | -100 |
| SIERRA LEONE | 0 | 34,560 | - | 0 | 25,775 | - |
| SENEGAL | 0 | 47,193 | - | 0 | 47,611 | - |
| BENIN | 93,978 | 72,186 | -23.19 | 60,375 | 79,234 | 31.24 |
| GAMBIA | 11,671 | 2,160 | -81.49 | 54,125 | 4,044 | -92.53 |
| CENTRAL AFRICAN REPUBLIC | 17,664 | 0 | -100 | 12,880 | 0 | -100 |
| SOUTH AFRICA | 42,358 | 59,846 | 41.29 | 64,345 | 38,581 | -40.04 |
| AUSTRALIA | 261,512 | 2,935,587 | 1022.54 | 206,349 | 709,842 | 244 |
| NEW ZEALAND | 80 | 6,500 | 8025 | 20 | 12,214 | 60970 |
| NORTHERN MARIANA ISLANDS | 20,000 | 41,160 | 105.8 | 6,023 | 8,797 | 46.06 |
| VANUATU | 71,886 | 115,108 | 60.13 | 12,810 | 23,440 | 82.98 |
| WALLIS AND FUTUNA ISLANDS | 73 | 0 | -100 | 78 | 0 | -100 |
| AMERICAN SAMOA | 0 | 66,994 | - | 0 | 9,117 | - |
| COOK ISLANDS | 12,751 | 0 | -100 | 15,205 | 0 | -100 |
| FIJI | 100 | 19 | -81 | 176 | 164 | -6.82 |
| KIRIBATI | 0 | 758 | - | 0 | 1,044 | - |
| MARSHALL ISLANDS | 10,000 | 0 | -100 | 2,023 | 0 | -100 |
| SOLOMON ISLANDS | 507,156 | 397,715 | -21.58 | 80,383 | 237,915 | 195.98 |
| TONGA | 141,365 | 159,577 | 12.88 | 56,603 | 49,441 | -12.65 |
| TUVALU | 46 | 0 | -100 | 198 | 0 | -100 |
| EAST TIMOR | 1,127,862 | 388,292 | -65.57 | 455,458 | 79,658 | -82.51 |
| UNITED STATES | 537,544 | 366,071 | -31.9 | 295,698 | 263,689 | -10.82 |
| CANADA | 29,340 | 84,743 | 188.83 | 50,978 | 145,139 | 184.71 |
| PANAMA | 78 | 0 | -100 | 100 | 0 | -100 |
| SURINAME | 358 | 0 | -100 | 650 | 0 | -100 |
| BELIZE | 4,561 | 40 | -99.12 | 9,624 | 383 | -96.02 |
| DOMINICAN REPUBLIC | 38,198 | 0 | -100 | 39,600 | 0 | -100 |
| HAITI | 0 | 28,648 | - | 0 | 29,100 | - |
| UNITED KINGDOM | 230,027 | 55,652 | -75.81 | 91,378 | 49,454 | -45.88 |
| NETHERLANDS | 192,242 | 192,767 | 0.27 | 210,288 | 223,861 | 6.45 |
| FRANCE | 883 | 0 | -100 | 1,598 | 0 | -100 |
| GERMANY, FED. REP. OF | 48,749 | 42,861 | -12.08 | 108,649 | 91,249 | -16.01 |
| AUSTRIA | 0 | 110 | - | 0 | 349 | - |
| BELGIUM | 3 | 1,978 | 65833.33 | 40 | 10,201 | 25402.5 |
| SWITZERLAND | 144 | 133 | -7.64 | 1,094 | 1,625 | 48.54 |
| DENMARK | 109,066 | 0 | -100 | 56,630 | 0 | -100 |
| FINLAND | 0 | 352 | - | 0 | 679 | - |
| IRELAND | 133 | 160 | 20.3 | 72 | 111 | 54.17 |
| SPAIN | 10,298 | 23,902 | 132.1 | 50,740 | 180,586 | 255.9 |
| GREECE | 0 | 8,460 | - | 0 | 82,048 | - |
| CZECHOSLOVAKIA | 618 | 0 | -100 | 238 | 0 | -100 |
| ESTONIA | 0 | 2,465 | - | 0 | 40,669 | - |
| -ROKOK DAN TEMBAKAU OLAHAN | 44,405,362 | 53,876,920 | 21.33 | 190,397,495 | 215,163,754 | 13.01 |

TABEL 5. PERKEMBANGAN EKSPOR INDONESIA MENURUT KOMODITI DAN NEGARA TUJUAN

| JENIS BARANG | BERAT BERSIH (KG) | | PERUB | NILAI FOB (US \$) | | PERUB |
|-------------------------------|-------------------|--------------|---------|-------------------|--------------|---------|
| | JAN-SEP 2005 | JAN-SEP 2006 | % | JAN-SEP 2005 | JAN-SEP 2006 | % |
| (1) | (2) | (3) | (4) | (5) | (6) | (7) |
| JAPAN | 274,246 | 198,507 | -27.62 | 2,096,277 | 2,211,610 | 5.5 |
| HONG KONG | 7,044 | 4,878 | -30.75 | 53,201 | 41,198 | -22.56 |
| KOREA, DEMOCRATIC PEOPLE'S RI | 0 | 70 | - | 0 | 272 | - |
| KOREA, REPUBLIC OF | 5,690 | 45,473 | 699.17 | 49,448 | 233,393 | 372 |
| TAIWAN | 9,664 | 22,206 | 129.78 | 50,038 | 104,085 | 108.01 |
| CHINA | 0 | 16,400 | - | 0 | 85,368 | - |
| MACAU | 49,390 | 37,879 | -23.31 | 262,035 | 168,968 | -35.52 |
| PAPUA NEW GUINEA | 0 | 29,999 | - | 0 | 118,800 | - |
| THAILAND | 2,507,976 | 3,081,256 | 22.86 | 8,403,831 | 10,029,650 | 19.35 |
| SINGAPORE | 4,083,848 | 3,992,225 | -2.24 | 41,368,295 | 42,077,166 | 1.71 |
| PHILIPPINES | 4,157,291 | 4,063,697 | -2.25 | 17,263,719 | 16,767,221 | -2.88 |
| MALAYSIA | 3,826,888 | 6,529,187 | 70.61 | 27,260,587 | 39,846,705 | 46.17 |
| MYANMAR (FORM. BURMA) | 2,103,340 | 1,104,000 | -47.51 | 4,894,600 | 2,561,280 | -47.67 |
| CAMBODIA | 13,851,628 | 14,842,824 | 7.16 | 43,789,094 | 47,353,079 | 8.14 |
| BRUNEI DARUSSALAM | 61,908 | 22,464 | -63.71 | 645,460 | 179,744 | -72.15 |
| LAO PEOPLE'S DEMOCRATIC REPU | 337 | 0 | -100 | 2,516 | 0 | -100 |
| VIET NAM | 267,954 | 346,637 | 29.36 | 2,244,840 | 2,552,220 | 13.69 |
| INDIA | 11,000 | 779 | -92.92 | 84,000 | 5,780 | -93.12 |
| PAKISTAN | 450,871 | 1,200 | -99.73 | 1,041,771 | 4,290 | -99.59 |
| BANGLADESH | 468 | 1,131 | 141.67 | 6,552 | 6,910 | 5.46 |
| SRI LANKA | 4,554 | 49,440 | 985.64 | 144,582 | 660,865 | 357.09 |
| SAUDI ARABIA | 63,684 | 62,162 | -2.39 | 737,712 | 744,930 | 0.98 |
| JORDAN | 2,157,551 | 1,229,487 | -43.01 | 7,098,000 | 4,077,205 | -42.56 |
| LEBANON | 106,552 | 38,304 | -64.05 | 350,500 | 130,200 | -62.85 |
| YEMEN | 40 | 0 | -100 | 150 | 0 | -100 |
| TURKEY | 277,350 | 2,037,973 | 634.8 | 1,014,562 | 6,982,255 | 588.2 |
| UNITED ARAB EMIRATES | 152,028 | 248,955 | 63.76 | 734,698 | 862,711 | 17.42 |
| QATAR | 159 | 791 | 397.48 | 672 | 8,948 | 1231.55 |
| BAHRAIN | 0 | 77 | - | 0 | 1,128 | - |
| CYPRUS | 9 | 0 | -100 | 311 | 0 | -100 |
| EGYPT | 16,000 | 0 | -100 | 2,240 | 0 | -100 |
| ALGERIA | 0 | 130,000 | - | 0 | 52,000 | - |
| MADAGASCAR | 0 | 9,001 | - | 0 | 6,301 | - |
| SOUTH AFRICA | 39,603 | 40,275 | 1.7 | 77,250 | 87,704 | 13.53 |
| ZIMBABWE | 72,343 | 0 | -100 | 57,874 | 0 | -100 |
| MAURITIUS | 0 | 40 | - | 0 | 3,168 | - |
| AUSTRALIA | 222,509 | 869,913 | 290.96 | 842,800 | 2,962,779 | 251.54 |
| EAST TIMOR | 26,399 | 22,886 | -13.31 | 265,449 | 495,958 | 86.84 |
| UNITED STATES | 1,811,861 | 5,320,047 | 193.62 | 5,235,847 | 8,655,204 | 65.31 |
| CANADA | 26,753 | 37,989 | 42 | 136,449 | 200,820 | 47.18 |
| MEXICO | 0 | 4,200 | - | 0 | 33,600 | - |
| HONDURAS | 0 | 18,000 | - | 0 | 33,604 | - |
| PANAMA | 65,386 | 15,999 | -75.53 | 386,631 | 129,185 | -66.59 |
| SURINAME | 976 | 570 | -41.6 | 1,846 | 2,650 | 43.55 |
| CHILE | 31,239 | 75 | -99.76 | 214,295 | 2,331 | -98.91 |
| ARGENTINA | 126,528 | 135,336 | 6.96 | 130,140 | 223,593 | 71.81 |
| BRAZIL | 4,519 | 44,692 | 888.98 | 78,160 | 223,086 | 185.42 |
| BOLIVIA | 768 | 5,902 | 668.49 | 6,066 | 53,290 | 778.5 |
| URUGUAY | 40,000 | 0 | -100 | 15,000 | 0 | -100 |
| PARAGUAY | 67,713 | 94,440 | 39.47 | 1,179,073 | 1,594,080 | 35.2 |
| PERU | 2,102 | 0 | -100 | 10,590 | 0 | -100 |
| PUERTO RICO | 684,546 | 1,285,997 | 87.86 | 802,178 | 1,131,917 | 41.11 |
| DOMINICAN REPUBLIC | 100 | 66,584 | 66484 | 50 | 627,178 | 1254256 |
| NETHERLANDS ANTILLES | 1,192 | 0 | -100 | 10,650 | 0 | -100 |
| UNITED KINGDOM | 37,170 | 27,370 | -26.37 | 69,732 | 52,559 | -24.63 |
| NETHERLANDS | 1,477,211 | 1,416,361 | -4.12 | 5,891,350 | 5,764,698 | -2.15 |
| FRANCE | 152,678 | 53,475 | -64.98 | 255,356 | 70,261 | -72.49 |
| GERMANY, FED. REP. OF | 937,402 | 1,265,761 | 35.03 | 3,119,881 | 3,318,082 | 6.35 |
| AUSTRIA | 2,106 | 209,318 | 9839.13 | 11,294 | 379,751 | 3262.41 |
| BELGIUM | 1,480,411 | 1,018,990 | -31.17 | 4,973,860 | 3,854,285 | -22.51 |
| SWITZERLAND | 106,266 | 33,725 | -68.26 | 205,170 | 51,917 | -74.7 |
| LUXEMBOURG | 0 | 198,719 | - | 0 | 405,216 | - |
| DENMARK | 114,915 | 73,086 | -36.4 | 1,608,329 | 1,241,465 | -22.81 |
| NORWAY | 0 | 98,962 | - | 0 | 174,934 | - |
| IRELAND | 57,784 | 0 | -100 | 66,453 | 0 | -100 |
| ITALY | 4,799 | 19,204 | 300.17 | 18,834 | 31,686 | 68.24 |
| SPAIN | 43,062 | 36,107 | -16.15 | 286,944 | 314,875 | 9.73 |
| PORTUGAL | 576 | 37 | -93.58 | 1,127 | 347 | -69.21 |
| GREECE | 75 | 0 | -100 | 3,550 | 0 | -100 |
| HUNGARY | 1,572 | 870 | -44.66 | 9,451 | 11,057 | 16.99 |
| POLAND | 4,630 | 62,748 | 1255.25 | 43,632 | 166,892 | 282.5 |
| ALBANIA | 0 | 19,800 | - | 0 | 38,610 | - |
| BELARUS | 0 | 57,420 | - | 0 | 53,856 | - |

TABEL 5. PERKEMBANGAN EKSPOR INDONESIA MENURUT KOMODITI DAN NEGARA TUJUAN

| JENIS BARANG | BERAT BERSIH (KG) | | PERUB | NILAI FOB (US \$) | | PERUB |
|------------------------|--------------------|--------------------|--------------|--------------------|--------------------|--------------|
| | JAN-SEP 2005 | JAN-SEP 2006 | % | JAN-SEP 2005 | JAN-SEP 2006 | % |
| (1) | (2) | (3) | (4) | (5) | (6) | (7) |
| KAZAKHSTAN | 257,400 | 118,800 | -53.85 | 412,830 | 172,854 | -58.13 |
| UKRAINE | 365,100 | 414,600 | 13.56 | 1,158,435 | 778,572 | -32.79 |
| UZBEKISTAN | 93,059 | 0 | -100 | 230,769 | 0 | -100 |
| LITHUANIA | 99 | 35 | -64.65 | 2,761 | 630 | -77.18 |
| LATVIA | 0 | 115,640 | - | 0 | 33,820 | - |
| ESTONIA | 0 | 34 | - | 0 | 1,012 | - |
| CZECH REPUBLIC | 1,840 | 1,286 | -30.11 | 11,641 | 16,727 | 43.69 |
| RUSSIA FEDERATION | 1,595,200 | 2,524,625 | 58.26 | 2,966,057 | 3,895,219 | 31.33 |
| -DAGING TERNAK | 2,859,070 | 3,486,063 | 21.93 | 8,770,807 | 13,051,420 | 48.81 |
| JAPAN | 9,266 | 15,496 | 67.24 | 37,151 | 43,786 | 17.86 |
| HONG KONG | 94,522 | 95,415 | 0.94 | 143,652 | 195,978 | 36.43 |
| KOREA, REPUBLIC OF | 19,319 | 38,601 | 99.81 | 106,777 | 230,157 | 115.55 |
| TAIWAN | 11,941 | 9,619 | -19.45 | 24,952 | 11,808 | -52.68 |
| THAILAND | 6 | 9 | 50 | 50 | 600 | 1100 |
| SINGAPORE | 136,278 | 45,287 | -66.77 | 202,643 | 139,833 | -31 |
| PHILIPPINES | 0 | 2 | - | 0 | 30 | - |
| MALAYSIA | 107,053 | 64,240 | -39.99 | 33,997 | 61,351 | 80.46 |
| BURKINA FASO | 0 | 19,078 | - | 0 | 71,679 | - |
| AUSTRALIA | 2,950 | 1,079 | -63.42 | 30,984 | 2,059 | -93.35 |
| UNITED STATES | 107 | 74,813 | 69818.69 | 2,176 | 570,798 | 26131.53 |
| CANADA | 21,919 | 37,200 | 69.72 | 101,857 | 144,638 | 42 |
| PUERTO RICO | 531 | 0 | -100 | 9,799 | 0 | -100 |
| UNITED KINGDOM | 0 | 12,240 | - | 0 | 85,779 | - |
| NETHERLANDS | 204,489 | 460,820 | 125.35 | 743,289 | 1,763,843 | 137.3 |
| FRANCE | 572,504 | 854,305 | 49.22 | 2,107,162 | 3,427,521 | 62.66 |
| GERMANY, FED. REP. OF | 300 | 0 | -100 | 1,401 | 0 | -100 |
| BELGIUM | 1,641,796 | 1,675,606 | 2.06 | 5,096,049 | 6,004,629 | 17.83 |
| SWITZERLAND | 36,050 | 18,461 | -48.79 | 126,768 | 69,604 | -45.09 |
| ITALY | 39 | 0 | -100 | 2,100 | 0 | -100 |
| SPAIN | 0 | 63,792 | - | 0 | 227,327 | - |
| -DAGING UNGGAS | 19,829 | 19 | -99.9 | 55,562 | 18,223 | -67.2 |
| HONG KONG | 34 | 0 | -100 | 16,010 | 0 | -100 |
| KOREA, REPUBLIC OF | 0 | 4 | - | 0 | 20 | - |
| SINGAPORE | 19,750 | 0 | -100 | 21,528 | 0 | -100 |
| UNITED STATES | 20 | 0 | -100 | 18,000 | 0 | -100 |
| CANADA | 0 | 14 | - | 0 | 18,200 | - |
| NETHERLANDS | 0 | 1 | - | 0 | 3 | - |
| GERMANY, FED. REP. OF | 25 | 0 | -100 | 24 | 0 | -100 |
| -IKAN OLAHAN | 114,837,430 | 113,619,507 | -1.06 | 358,654,583 | 370,810,023 | 3.39 |
| JAPAN | 21,189,819 | 23,638,320 | 11.56 | 81,451,034 | 71,566,429 | -12.14 |
| HONG KONG | 1,344,940 | 1,405,425 | 4.5 | 5,892,239 | 6,501,653 | 10.34 |
| KOREA, REPUBLIC OF | 1,261,114 | 1,796,780 | 42.48 | 2,073,268 | 2,276,093 | 9.78 |
| TAIWAN | 1,038,429 | 1,239,190 | 19.33 | 1,407,937 | 1,472,618 | 4.59 |
| CHINA | 1,850,434 | 1,843,191 | -0.39 | 1,858,433 | 2,281,583 | 22.77 |
| PAPUA NEW GUINEA | 26,000 | 0 | -100 | 5,980 | 0 | -100 |
| THAILAND | 6,001,257 | 3,247,913 | -45.88 | 1,674,023 | 1,182,971 | -29.33 |
| SINGAPORE | 6,903,624 | 5,936,560 | -14.01 | 7,949,476 | 8,979,745 | 12.96 |
| PHILIPPINES | 57,214 | 140,238 | 145.11 | 99,251 | 153,541 | 54.7 |
| MALAYSIA | 2,872,644 | 3,515,905 | 22.39 | 1,823,741 | 2,491,986 | 36.64 |
| CAMBODIA | 46,159 | 14,367 | -68.87 | 14,288 | 4,510 | -68.44 |
| BRUNEI DARUSSALAM | 0 | 278 | - | 0 | 298 | - |
| VIET NAM | 337,991 | 433,584 | 28.28 | 713,190 | 866,377 | 21.48 |
| MALDIVES | 1,530 | 2,249 | 46.99 | 2,198 | 3,990 | 81.53 |
| INDIA | 0 | 1,000 | - | 0 | 103 | - |
| PAKISTAN | 0 | 26,000 | - | 0 | 20,800 | - |
| SRI LANKA | 4,102,900 | 3,101,895 | -24.4 | 1,960,262 | 1,971,120 | 0.55 |
| SAUDI ARABIA | 1,187,264 | 2,268,039 | 91.03 | 3,965,026 | 7,755,815 | 95.61 |
| KUWAIT | 15,984 | 24,053 | 50.48 | 23,040 | 32,761 | 42.19 |
| JORDAN | 1,250,261 | 1,957,777 | 56.59 | 3,103,086 | 4,760,558 | 53.41 |
| LEBANON | 17,557 | 66,543 | 279.01 | 84,568 | 181,490 | 114.61 |
| YEMEN | 0 | 10,008 | - | 0 | 13,010 | - |
| OMAN | 47,952 | 52,000 | 8.44 | 68,490 | 43,280 | -36.81 |
| UNITED ARAB EMIRATES | 143,910 | 159,404 | 10.77 | 309,793 | 336,687 | 8.68 |
| QATAR | 31,967 | 0 | -100 | 46,070 | 0 | -100 |
| BAHRAIN | 15,984 | 10,336 | -35.34 | 23,040 | 22,690 | -1.52 |
| CYPRUS | 49,034 | 23,257 | -52.57 | 132,694 | 69,195 | -47.85 |
| EGYPT | 2,649,767 | 94,569 | -96.43 | 5,508,114 | 136,521 | -97.52 |
| LIBYAN ARAB JAMAHIRIYA | 461,959 | 3,386,481 | 633.07 | 1,046,324 | 7,558,774 | 622.41 |
| MOROCCO | 84,226 | 112,820 | 33.95 | 91,915 | 131,253 | 42.8 |
| TUNISIA | 56,250 | 0 | -100 | 8,437 | 0 | -100 |

TABEL 5. PERKEMBANGAN EKSPOR INDONESIA MENURUT KOMODITI DAN NEGARA TUJUAN

| JENIS BARANG | BERAT BERSIH (KG) | | PERUB | NILAI FOB (US \$) | | PERUB |
|-----------------------|-------------------|----------------|---------------|-------------------|----------------|---------------|
| | JAN-SEP 2005 | JAN-SEP 2006 | % | JAN-SEP 2005 | JAN-SEP 2006 | % |
| (1) | (2) | (3) | (4) | (5) | (6) | (7) |
| ALGERIA | 0 | 20,000 | - | 0 | 31,200 | - |
| NAMIBIA | 41,198 | 141,410 | 243.24 | 240,280 | 496,221 | 106.52 |
| REUNION | 230,325 | 171,384 | -25.59 | 1,012,747 | 719,307 | -28.97 |
| MOZAMBIQUE | 0 | 58,032 | - | 0 | 68,640 | - |
| TOGO | 62,000 | 0 | -100 | 58,400 | 0 | -100 |
| GHANA | 152,300 | 234,136 | 53.73 | 146,000 | 245,085 | 67.87 |
| ANGOLA | 148,539 | 0 | -100 | 148,268 | 0 | -100 |
| CAMEROON | 0 | 80,245 | - | 0 | 80,439 | - |
| NIGERIA | 0 | 26,350 | - | 0 | 11,900 | - |
| GABON | 0 | 34,811 | - | 0 | 32,082 | - |
| SOUTH AFRICA | 140,456 | 99,434 | -29.21 | 179,631 | 155,708 | -13.32 |
| MALAWI | 0 | 31,000 | - | 0 | 33,000 | - |
| BURUNDI | 0 | 16,368 | - | 0 | 22,325 | - |
| MAURITIUS | 169,597 | 244,827 | 44.36 | 234,273 | 230,652 | -1.55 |
| AUSTRALIA | 712,514 | 1,017,679 | 42.83 | 2,594,462 | 3,225,613 | 24.33 |
| NEW ZEALAND | 45,272 | 154,291 | 240.81 | 72,827 | 296,393 | 306.98 |
| FIJI | 14,000 | 80,500 | 475 | 11,200 | 64,043 | 471.81 |
| EAST TIMOR | 7,485 | 23,495 | 213.89 | 3,089 | 45,959 | 1387.83 |
| UNITED STATES | 36,706,964 | 38,023,767 | 3.59 | 166,503,305 | 186,545,186 | 12.04 |
| CANADA | 807,908 | 1,620,035 | 100.52 | 2,938,030 | 6,010,699 | 104.58 |
| MEXICO | 81,774 | 162,323 | 98.5 | 223,860 | 603,006 | 169.37 |
| GUATEMALA | 0 | 33,293 | - | 0 | 38,189 | - |
| PANAMA | 99,688 | 136,686 | 37.11 | 110,319 | 188,805 | 71.14 |
| BOLIVIA | 56,689 | 0 | -100 | 97,422 | 0 | -100 |
| URUGUAY | 156,270 | 0 | -100 | 44,432 | 0 | -100 |
| TRINIDAD AND TOBAGO | 25,062 | 50,415 | 101.16 | 10,025 | 20,166 | 101.16 |
| PUERTO RICO | 507,538 | 431,243 | -15.03 | 2,246,178 | 2,285,142 | 1.73 |
| DOMINICAN REPUBLIC | 96,332 | 57,722 | -40.08 | 348,174 | 227,814 | -34.57 |
| ANGUILLA | 1,070 | 0 | -100 | 1,490 | 0 | -100 |
| MARTINIQUE | 220,703 | 122,599 | -44.45 | 749,746 | 388,287 | -48.21 |
| GUADELOUPE | 68,236 | 19,460 | -71.48 | 159,832 | 29,190 | -81.74 |
| UNITED KINGDOM | 3,074,231 | 2,112,487 | -31.28 | 9,421,296 | 8,193,327 | -13.03 |
| NETHERLANDS | 2,735,479 | 1,953,737 | -28.58 | 8,391,998 | 7,801,091 | -7.04 |
| FRANCE | 1,539,477 | 1,051,401 | -31.7 | 4,524,042 | 2,066,168 | -54.33 |
| GERMANY, FED. REP. OF | 6,617,044 | 5,097,730 | -22.96 | 13,791,376 | 10,989,820 | -20.31 |
| BELGIUM | 2,473,641 | 2,225,274 | -10.04 | 12,234,590 | 10,167,839 | -16.89 |
| SWITZERLAND | 29,626 | 29,608 | -0.06 | 67,000 | 49,656 | -25.89 |
| LUXEMBOURG | 0 | 59,994 | - | 0 | 191,400 | - |
| DENMARK | 461,278 | 324,826 | -29.58 | 2,043,321 | 1,274,373 | -37.63 |
| NORWAY | 17,484 | 59,184 | 238.5 | 34,410 | 443,464 | 1188.76 |
| SWEDEN | 110,250 | 93,802 | -14.92 | 499,453 | 613,709 | 22.88 |
| IRELAND | 129,156 | 18,048 | -86.03 | 221,958 | 30,850 | -86.1 |
| ITALY | 1,715,592 | 822,225 | -52.07 | 3,156,482 | 1,426,668 | -54.8 |
| SPAIN | 705,499 | 664,076 | -5.87 | 1,592,546 | 1,582,786 | -0.61 |
| PORTUGAL | 150,966 | 69,956 | -53.66 | 313,568 | 162,618 | -48.14 |
| GREECE | 177,781 | 64,792 | -63.56 | 288,570 | 131,895 | -54.29 |
| CZECHOSLOVAKIA | 31,204 | 98,055 | 214.24 | 29,395 | 98,169 | 233.96 |
| POLAND | 235,164 | 118,614 | -49.56 | 451,378 | 631,206 | 39.84 |
| ROMANIA | 32,300 | 32,634 | 1.03 | 57,574 | 45,298 | -21.32 |
| BULGARIA | 194,045 | 224,597 | 15.74 | 440,700 | 458,869 | 4.12 |
| YUGOSLAVIA | 31,968 | 0 | -100 | 43,740 | 0 | -100 |
| LITHUANIA | 15,125 | 15,500 | 2.48 | 68,220 | 117,125 | 71.69 |
| ESTONIA | 0 | 39,225 | - | 0 | 105,427 | - |
| CROATIA | 79,032 | 0 | -100 | 112,895 | 0 | -100 |
| MALTA | 55,891 | 41,910 | -25.01 | 116,126 | 49,381 | -57.48 |
| SLOVENIA | 304,794 | 182,976 | -39.97 | 477,668 | 282,019 | -40.96 |
| CZECH REPUBLIC | 219,335 | 32,634 | -85.12 | 449,065 | 45,298 | -89.91 |
| REP. OF MACEDONIA | 15,984 | 0 | -100 | 36,360 | 0 | -100 |
| FAEROE ISLANDS | 407 | 0 | -100 | 407 | 0 | -100 |
| RUSSIA FEDERATION | 86,587 | 586,535 | 577.39 | 320,538 | 940,665 | 193.46 |
| -BERAS GILING | 42,207,698 | 816,864 | -98.06 | 8,601,261 | 438,079 | -94.91 |
| HONG KONG | 576 | 1,421 | 146.7 | 853 | 2,453 | 187.57 |
| TAIWAN | 0 | 380,299 | - | 0 | 159,757 | - |
| SINGAPORE | 183,650 | 205,750 | 12.03 | 110,669 | 135,949 | 22.84 |
| MALAYSIA | 0 | 229,223 | - | 0 | 139,769 | - |
| SAUDI ARABIA | 5,740 | 0 | -100 | 1,728 | 0 | -100 |
| SUDAN | 1,695 | 0 | -100 | 300 | 0 | -100 |
| SOUTH AFRICA | 42,015,050 | 0 | -100 | 8,487,039 | 0 | -100 |
| AUSTRALIA | 394 | 0 | -100 | 300 | 0 | -100 |
| TONGA | 133 | 0 | -100 | 168 | 0 | -100 |
| EAST TIMOR | 460 | 107 | -76.74 | 204 | 72 | -64.71 |
| NETHERLANDS | 0 | 64 | - | 0 | 79 | - |

TABEL 5. PERKEMBANGAN EKSPOR INDONESIA MENURUT KOMODITI DAN NEGARA TUJUAN

| JENIS BARANG | BERAT BERSIH (KG) | | PERUB | NILAI FOB (US \$) | | PERUB |
|-----------------------------|-------------------|-------------------|---------------|-------------------|-------------------|---------------|
| | JAN-SEP 2005 | JAN-SEP 2006 | % | JAN-SEP 2005 | JAN-SEP 2006 | % |
| (1) | (2) | (3) | (4) | (5) | (6) | (7) |
| -KOPI OLAHAN | 604,969 | 154,336 | -74.49 | 528,207 | 293,166 | -44.5 |
| JAPAN | 358,630 | 43,588 | -87.85 | 192,372 | 96,882 | -49.64 |
| HONG KONG | 1,460 | 5,860 | 301.37 | 1,500 | 5,510 | 267.33 |
| TAIWAN | 110,397 | 25,020 | -77.34 | 96,957 | 30,472 | -68.57 |
| CHINA | 43,275 | 36,120 | -16.53 | 31,723 | 47,243 | 48.92 |
| SINGAPORE | 54,584 | 36,001 | -34.04 | 120,210 | 93,751 | -22.01 |
| AUSTRALIA | 803 | 0 | -100 | 1,589 | 0 | -100 |
| SOLOMON ISLANDS | 0 | 7,560 | - | 0 | 19,215 | - |
| UNITED STATES | 720 | 0 | -100 | 1,216 | 0 | -100 |
| NETHERLANDS | 18,000 | 0 | -100 | 41,940 | 0 | -100 |
| GERMANY, FED. REP. OF | 0 | 187 | - | 0 | 93 | - |
| SWEDEN | 17,100 | 0 | -100 | 40,700 | 0 | -100 |
| -TEH OLAHAN | 42,623,020 | 43,168,477 | 1.28 | 55,709,503 | 66,864,476 | 20.02 |
| JAPAN | 718,632 | 367,689 | -48.83 | 1,093,502 | 658,489 | -39.78 |
| HONG KONG | 773 | 2,384 | 208.41 | 6,321 | 7,297 | 15.44 |
| KOREA, REPUBLIC OF | 22,088 | 12,200 | -44.77 | 70,020 | 21,953 | -68.65 |
| TAIWAN | 424,283 | 423,775 | -0.12 | 1,291,314 | 1,190,253 | -7.83 |
| CHINA | 45,680 | 32,960 | -27.85 | 48,602 | 45,651 | -6.07 |
| MONGOLIA | 8,877 | 17,567 | 97.89 | 45,007 | 94,506 | 109.98 |
| THAILAND | 40,970 | 31,507 | -23.1 | 168,865 | 176,810 | 4.7 |
| SINGAPORE | 714,693 | 585,239 | -18.11 | 1,753,481 | 1,834,833 | 4.64 |
| PHILIPPINES | 21,765 | 38,031 | 74.73 | 149,186 | 371,099 | 148.75 |
| MALAYSIA | 3,836,741 | 2,714,799 | -29.24 | 5,200,730 | 4,378,038 | -15.82 |
| CAMBODIA | 0 | 1,067 | - | 0 | 5,536 | - |
| BRUNEI DARUSSALAM | 1,293 | 880 | -31.94 | 2,578 | 1,500 | -41.82 |
| VIET NAM | 181,140 | 187,600 | 3.57 | 777,664 | 902,845 | 16.1 |
| INDIA | 964,309 | 712,580 | -26.1 | 1,076,595 | 1,059,013 | -1.63 |
| PAKISTAN | 5,800,680 | 6,325,434 | 9.05 | 6,348,835 | 8,989,412 | 41.59 |
| SRI LANKA | 86,679 | 83,584 | -3.57 | 176,092 | 138,647 | -21.26 |
| AFGHANISTAN | 238,908 | 464,518 | 94.43 | 234,734 | 555,583 | 136.69 |
| IRAQ | 0 | 1,412,582 | - | 0 | 1,992,970 | - |
| IRAN (ISLAMIC REPUBLIC OF) | 57,870 | 90,350 | 56.13 | 69,070 | 105,322 | 52.49 |
| SAUDI ARABIA | 68,167 | 96,014 | 40.85 | 208,171 | 252,195 | 21.15 |
| KUWAIT | 34,600 | 10,400 | -69.94 | 32,636 | 11,190 | -65.71 |
| YEMEN | 60,599 | 39,180 | -35.35 | 67,745 | 66,035 | -2.52 |
| TURKEY | 212,460 | 184,960 | -12.94 | 247,252 | 282,695 | 14.33 |
| UNITED ARAB EMIRATES | 993,753 | 1,059,824 | 6.65 | 1,161,197 | 1,669,705 | 43.79 |
| EGYPT | 607,939 | 775,560 | 27.57 | 697,024 | 1,106,129 | 58.69 |
| KENYA | 54,000 | 0 | -100 | 50,220 | 0 | -100 |
| AUSTRALIA | 2,228,416 | 1,929,289 | -13.42 | 6,815,396 | 6,855,031 | 0.58 |
| NEW ZEALAND | 514,755 | 643,811 | 25.07 | 1,494,889 | 1,987,081 | 32.92 |
| GUAM | 0 | 27 | - | 0 | 1,004 | - |
| FIJI | 11,000 | 64,840 | 489.45 | 11,265 | 69,846 | 520.03 |
| SOLOMON ISLANDS | 1,140 | 812 | -28.77 | 2,340 | 1,580 | -32.48 |
| EAST TIMOR | 28,560 | 2,135 | -92.52 | 37,430 | 1,991 | -94.68 |
| UNITED STATES | 3,033,627 | 2,983,940 | -1.64 | 3,202,965 | 3,484,365 | 8.79 |
| CANADA | 433,780 | 287,021 | -33.83 | 403,375 | 315,043 | -21.9 |
| SURINAME | 0 | 5,905 | - | 0 | 21,404 | - |
| CHILE | 107,800 | 219,200 | 103.34 | 124,595 | 336,221 | 169.85 |
| PUERTO RICO | 540 | 540 | 0 | 648 | 756 | 16.67 |
| UNITED KINGDOM | 5,594,920 | 8,204,268 | 46.64 | 6,093,247 | 11,238,255 | 84.44 |
| NETHERLANDS | 3,065,493 | 3,123,757 | 1.9 | 3,422,527 | 4,015,103 | 17.31 |
| FRANCE | 4 | 0 | -100 | 7 | 0 | -100 |
| GERMANY, FED. REP. OF | 2,227,883 | 804,008 | -63.91 | 2,057,044 | 881,604 | -57.14 |
| BELGIUM | 0 | 12,500 | - | 0 | 11,088 | - |
| SWITZERLAND | 216,000 | 0 | -100 | 224,791 | 0 | -100 |
| FINLAND | 50 | 0 | -100 | 4,150 | 0 | -100 |
| IRELAND | 353,200 | 227,240 | -35.66 | 397,582 | 377,275 | -5.11 |
| ITALY | 9 | 83 | 822.22 | 46 | 207 | 350 |
| POLAND | 1,704,820 | 1,848,460 | 8.43 | 1,892,729 | 2,686,401 | 41.93 |
| BELARUS | 20,900 | 0 | -100 | 15,048 | 0 | -100 |
| KAZAKHSTAN | 199,280 | 71,520 | -64.11 | 205,608 | 79,152 | -61.5 |
| KYRGYZSTAN | 0 | 48,960 | - | 0 | 62,424 | - |
| UKRAINE | 693,630 | 430,439 | -37.94 | 739,955 | 478,770 | -35.3 |
| UZBEKISTAN | 106,424 | 162,180 | 52.39 | 131,998 | 259,210 | 96.37 |
| LATVIA | 41,040 | 32,700 | -20.32 | 55,955 | 34,494 | -38.35 |
| SOUTH GEORGIA AND THE SOUTH | 22,400 | 0 | -100 | 22,153 | 0 | -100 |
| RUSSIA FEDERATION | 6,820,450 | 6,394,158 | -6.25 | 7,376,919 | 7,748,465 | 5.04 |
| -GULA PASIR | 710,602 | 932,760 | 31.26 | 256,807 | 555,055 | 116.14 |
| JAPAN | 393,696 | 3,538 | -99.1 | 51,384 | 3,538 | -93.11 |

TABEL 5. PERKEMBANGAN EKSPOR INDONESIA MENURUT KOMODITI DAN NEGARA TUJUAN

| JENIS BARANG | BERAT BERSIH (KG) | | PERUB | NILAI FOB (US \$) | | PERUB |
|--------------------------------|--------------------|--------------------|--------------|--------------------|--------------------|--------------|
| | JAN-SEP 2005 | JAN-SEP 2006 | % | JAN-SEP 2005 | JAN-SEP 2006 | % |
| (1) | (2) | (3) | (4) | (5) | (6) | (7) |
| HONG KONG | 10,851 | 8,139 | -24.99 | 16,217 | 13,676 | -15.67 |
| KOREA, REPUBLIC OF | 388 | 821 | 111.6 | 643 | 2,816 | 337.95 |
| TAIWAN | 216 | 0 | -100 | 132 | 0 | -100 |
| SINGAPORE | 19,863 | 12,007 | -39.55 | 16,523 | 13,328 | -19.34 |
| MALAYSIA | 147,997 | 776,875 | 424.93 | 50,554 | 364,102 | 620.22 |
| SAUDI ARABIA | 4,457 | 3,831 | -14.05 | 3,860 | 2,950 | -23.58 |
| UNITED ARAB EMIRATES | 436 | 168 | -61.47 | 2,941 | 400 | -86.4 |
| AUSTRALIA | 15,003 | 30,523 | 103.45 | 21,390 | 54,959 | 156.94 |
| COOK ISLANDS | 0 | 1,728 | - | 0 | 1,518 | - |
| UNITED STATES | 11,462 | 19,689 | 71.78 | 27,859 | 65,979 | 136.83 |
| CANADA | 104,353 | 73,158 | -29.89 | 61,394 | 28,849 | -53.01 |
| PANAMA | 149 | 0 | -100 | 191 | 0 | -100 |
| NETHERLANDS | 649 | 2,283 | 251.77 | 1,055 | 2,940 | 178.67 |
| GERMANY, FED. REP. OF | 1,082 | 0 | -100 | 2,664 | 0 | -100 |
| -GULA LAINNYA | 4,108,744 | 4,939,948 | 20.23 | 2,321,438 | 2,499,287 | 7.66 |
| JAPAN | 290,212 | 245,734 | -15.33 | 206,852 | 161,760 | -21.8 |
| HONG KONG | 51,738 | 197,292 | 281.33 | 60,075 | 130,574 | 117.35 |
| KOREA, REPUBLIC OF | 0 | 162 | - | 0 | 504 | - |
| TAIWAN | 7,827 | 108,000 | 1279.84 | 18,552 | 46,080 | 148.38 |
| CHINA | 0 | 277,500 | - | 0 | 159,678 | - |
| PAPUA NEW GUINEA | 218,131 | 70,687 | -67.59 | 216,905 | 96,124 | -55.68 |
| THAILAND | 294 | 1,079,440 | 367056.46 | 1,304 | 444,314 | 33973.16 |
| SINGAPORE | 331,477 | 514,795 | 55.3 | 275,483 | 324,973 | 17.96 |
| PHILIPPINES | 3,894 | 12,598 | 223.52 | 14,652 | 28,428 | 94.02 |
| MALAYSIA | 308,166 | 775,583 | 151.68 | 121,636 | 308,051 | 153.26 |
| BRUNEI DARUSSALAM | 200 | 0 | -100 | 236 | 0 | -100 |
| VIET NAM | 22,742 | 363,049 | 1496.38 | 15,116 | 144,083 | 853.18 |
| MALDIVES | 48,507 | 26,534 | -45.3 | 20,139 | 11,190 | -44.44 |
| INDIA | 3,427 | 0 | -100 | 10,790 | 0 | -100 |
| PAKISTAN | 6,858 | 2,110 | -69.23 | 28,818 | 7,385 | -74.37 |
| SRI LANKA | 2,667 | 0 | -100 | 9,705 | 0 | -100 |
| SAUDI ARABIA | 76 | 7,248 | 9436.84 | 140 | 6,425 | 4489.29 |
| KUWAIT | 0 | 696 | - | 0 | 3,750 | - |
| JORDAN | 0 | 50,999 | - | 0 | 21,615 | - |
| YEMEN | 174 | 0 | -100 | 268 | 0 | -100 |
| TURKEY | 14,000 | 163,000 | 1064.29 | 6,665 | 69,034 | 935.77 |
| EGYPT | 79,375 | 0 | -100 | 30,591 | 0 | -100 |
| TANZANIA, UNITED REPUBLIC OF | 41,533 | 18,000 | -56.66 | 15,610 | 6,964 | -55.39 |
| SEYCHELLES | 31 | 1,961 | 6225.81 | 25 | 7,595 | 30280 |
| SOUTH AFRICA | 1,204,000 | 54,000 | -95.51 | 489,830 | 21,285 | -95.65 |
| MAURITIUS | 5,819 | 0 | -100 | 9,965 | 0 | -100 |
| AUSTRALIA | 369,656 | 229,294 | -37.97 | 196,577 | 127,442 | -35.17 |
| NEW ZEALAND | 144,499 | 64,000 | -55.71 | 63,660 | 33,988 | -46.61 |
| VANUATU | 0 | 17,660 | - | 0 | 19,623 | - |
| COOK ISLANDS | 0 | 15,898 | - | 0 | 13,959 | - |
| SOLOMON ISLANDS | 0 | 1,320 | - | 0 | 1,637 | - |
| TONGA | 2,819 | 0 | -100 | 2,708 | 0 | -100 |
| EAST TIMOR | 26,354 | 18,529 | -29.69 | 36,606 | 7,973 | -78.22 |
| UNITED STATES | 306,200 | 364,471 | 19.03 | 124,257 | 175,865 | 41.53 |
| CANADA | 283 | 51,128 | 17966.43 | 660 | 19,150 | 2801.52 |
| PANAMA | 122 | 0 | -100 | 157 | 0 | -100 |
| SURINAME | 469 | 119 | -74.63 | 887 | 555 | -37.43 |
| CHILE | 275 | 7,057 | 2466.18 | 275 | 2,525 | 818.18 |
| TRINIDAD AND TOBAGO | 0 | 188 | - | 0 | 1,660 | - |
| UNITED KINGDOM | 166,010 | 51,500 | -68.98 | 16,035 | 22,623 | 41.09 |
| NETHERLANDS | 323,538 | 19,621 | -93.94 | 258,240 | 17,502 | -93.22 |
| GERMANY, FED. REP. OF | 1 | 57 | 5600 | 1 | 261 | 26000 |
| BELGIUM | 1 | 0 | -100 | 3 | 0 | -100 |
| NORWAY | 122,500 | 125,500 | 2.45 | 48,253 | 52,192 | 8.16 |
| SWEDEN | 640 | 0 | -100 | 17,242 | 0 | -100 |
| SPAIN | 4,229 | 4,218 | -0.26 | 2,520 | 2,520 | 0 |
| -MAKANAN OLAHAN LAINNYA | 230,015,787 | 220,960,639 | -3.94 | 296,634,776 | 342,644,776 | 15.51 |
| JAPAN | 13,172,080 | 9,044,093 | -31.34 | 12,029,679 | 10,848,544 | -9.82 |
| HONG KONG | 5,160,229 | 5,805,401 | 12.5 | 18,620,854 | 27,537,591 | 47.89 |
| KOREA, DEMOCRATIC PEOPLE'S RI | 499 | 40 | -91.98 | 325 | 189 | -41.85 |
| KOREA, REPUBLIC OF | 4,540,368 | 3,519,023 | -22.49 | 4,855,113 | 4,248,152 | -12.5 |
| TAIWAN | 13,657,128 | 11,720,166 | -14.18 | 19,952,844 | 17,671,584 | -11.43 |
| CHINA | 24,981,236 | 4,594,788 | -81.61 | 5,750,638 | 2,458,205 | -57.25 |
| MONGOLIA | 12,590 | 97,101 | 671.25 | 19,003 | 98,802 | 419.93 |
| MACAU | 0 | 6,322 | - | 0 | 12,461 | - |
| PAPUA NEW GUINEA | 1,181,071 | 1,171,782 | -0.79 | 1,460,656 | 1,289,581 | -11.71 |

TABEL 5. PERKEMBANGAN EKSPOR INDONESIA MENURUT KOMODITI DAN NEGARA TUJUAN

| JENIS BARANG | BERAT BERSIH (KG) | | PERUB | NILAI FOB (US \$) | | PERUB |
|------------------------------|-------------------|--------------|--------|-------------------|--------------|--------|
| | JAN-SEP 2005 | JAN-SEP 2006 | % | JAN-SEP 2005 | JAN-SEP 2006 | % |
| | (1) | (2) | (3) | (4) | (5) | (6) |
| THAILAND | 8,652,430 | 8,145,324 | -5.86 | 17,679,310 | 15,961,354 | -9.72 |
| SINGAPORE | 10,874,032 | 17,014,322 | 56.47 | 22,417,226 | 32,960,126 | 47.03 |
| PHILIPPINES | 23,483,474 | 26,798,617 | 14.12 | 26,055,136 | 34,153,668 | 31.08 |
| MALAYSIA | 36,522,082 | 37,893,570 | 3.76 | 40,089,353 | 42,268,066 | 5.43 |
| MYANMAR (FORM. BURMA) | 92,234 | 102,366 | 10.99 | 271,642 | 312,560 | 15.06 |
| CAMBODIA | 4,659 | 7,933 | 70.27 | 129,586 | 190,927 | 47.34 |
| BRUNEI DARUSSALAM | 2,911,368 | 3,154,867 | 8.36 | 5,590,665 | 4,403,851 | -21.23 |
| LAO PEOPLE'S DEMOCRATIC REPU | 35,518 | 120,000 | 237.86 | 188,070 | 631,898 | 235.99 |
| NEPAL | 54,372 | 19,499 | -64.14 | 58,385 | 22,037 | -62.26 |
| VIET NAM | 2,988,374 | 4,937,533 | 65.22 | 6,051,102 | 9,382,571 | 55.06 |
| MALDIVES | 620,009 | 762,391 | 22.96 | 900,508 | 1,015,715 | 12.79 |
| INDIA | 307,342 | 1,115,222 | 262.86 | 725,798 | 1,372,870 | 89.15 |
| PAKISTAN | 998,030 | 806,408 | -19.2 | 1,269,624 | 1,353,684 | 6.62 |
| BANGLADESH | 493,071 | 380,951 | -22.74 | 471,983 | 402,597 | -14.7 |
| SRI LANKA | 694,065 | 510,306 | -26.48 | 949,338 | 665,666 | -29.88 |
| AFGHANISTAN | 12,736 | 125,657 | 886.63 | 24,066 | 199,233 | 727.86 |
| IRAQ | 35,480 | 12,909 | -63.62 | 60,668 | 24,344 | -59.87 |
| IRAN (ISLAMIC REPUBLIC OF) | 49,556 | 110,697 | 123.38 | 122,874 | 110,473 | -10.09 |
| SAUDI ARABIA | 6,291,002 | 10,866,435 | 72.73 | 10,477,003 | 16,103,246 | 53.7 |
| KUWAIT | 913,020 | 1,261,022 | 38.12 | 1,256,105 | 1,731,352 | 37.83 |
| JORDAN | 1,091,491 | 1,023,562 | -6.22 | 1,328,424 | 1,476,954 | 11.18 |
| LEBANON | 220,150 | 170,346 | -22.62 | 367,544 | 308,071 | -16.18 |
| YEMEN | 444,516 | 299,823 | -32.55 | 613,385 | 511,759 | -16.57 |
| OMAN | 157,836 | 170,482 | 8.01 | 196,377 | 219,526 | 11.79 |
| SYRIA ARAB REPUBLIC | 20,982 | 14,213 | -32.26 | 24,358 | 3,655 | -84.99 |
| TURKEY | 308,814 | 378,490 | 22.56 | 500,143 | 523,284 | 4.63 |
| UNITED ARAB EMIRATES | 3,016,035 | 4,281,995 | 41.97 | 5,224,560 | 6,694,544 | 28.14 |
| QATAR | 388,187 | 585,097 | 50.73 | 460,849 | 684,201 | 48.47 |
| BAHRAIN | 316,625 | 338,036 | 6.76 | 375,685 | 380,651 | 1.32 |
| CYPRUS | 54,628 | 16,028 | -70.66 | 243,961 | 23,205 | -90.49 |
| EGYPT | 250,407 | 320,004 | 27.79 | 340,090 | 452,302 | 32.99 |
| LIBYAN ARAB JAMAHIRIYA | 4,428 | 47,444 | 971.45 | 13,326 | 100,075 | 650.98 |
| MOROCCO | 70,316 | 154,872 | 120.25 | 80,447 | 174,816 | 117.31 |
| TUNISIA | 24,164 | 25,468 | 5.4 | 33,658 | 39,463 | 17.25 |
| ALGERIA | 8,170 | 4,608 | -43.6 | 14,053 | 14,400 | 2.47 |
| SUDAN | 244,627 | 9,680 | -96.04 | 289,666 | 36,972 | -87.24 |
| ERITREA | 19,440 | 0 | -100 | 13,770 | 0 | -100 |
| NAMIBIA | 11,412 | 6,264 | -45.11 | 8,714 | 11,736 | 34.68 |
| ETHIOPIA | 0 | 17,424 | - | 0 | 23,796 | - |
| TANZANIA, UNITED REPUBLIC OF | 63,534 | 66,071 | 3.99 | 58,402 | 110,979 | 90.03 |
| MADAGASCAR | 31,564 | 25,868 | -18.05 | 39,667 | 19,565 | -50.68 |
| KENYA | 76,825 | 124,824 | 62.48 | 72,475 | 190,731 | 163.17 |
| REUNION | 9,612 | 0 | -100 | 11,989 | 0 | -100 |
| MOZAMBIQUE | 61,974 | 23,415 | -62.22 | 258,499 | 39,029 | -84.9 |
| TOGO | 48,928 | 23,880 | -51.19 | 49,902 | 33,181 | -33.51 |
| GHANA | 134,176 | 142,819 | 6.44 | 160,309 | 246,861 | 53.99 |
| GUINEA | 23,040 | 66,107 | 186.92 | 7,500 | 88,875 | 1085 |
| ANGOLA | 82,485 | 188,982 | 129.11 | 56,066 | 194,243 | 246.45 |
| CONGO | 67,727 | 69,200 | 2.17 | 68,372 | 81,395 | 19.05 |
| CAMEROON | 43,379 | 31,760 | -26.78 | 168,295 | 28,900 | -82.83 |
| NIGERIA | 4,115,467 | 6,066,253 | 47.4 | 11,946,049 | 11,319,077 | -5.25 |
| COTE D'IVOIRE | 772 | 0 | -100 | 1,642 | 0 | -100 |
| SENEGAL | 21,954 | 5,039 | -77.05 | 27,180 | 102,333 | 276.5 |
| MAURITANIA | 91,369 | 78,527 | -14.06 | 111,323 | 90,572 | -18.64 |
| MALI | 0 | 24,354 | - | 0 | 228,927 | - |
| BENIN | 73,904 | 365,027 | 393.92 | 98,947 | 745,577 | 653.51 |
| BURKINA FASO | 2,460 | 4,920 | 100 | 35,260 | 84,050 | 138.37 |
| GAMBIA | 6,108 | 5,792 | -5.17 | 25,414 | 9,035 | -64.45 |
| SEYCHELLES | 7,637 | 40,777 | 433.94 | 12,207 | 95,827 | 685.02 |
| UGANDA | 10,880 | 0 | -100 | 12,400 | 0 | -100 |
| CENTRAL AFRICAN REPUBLIC | 10,880 | 0 | -100 | 12,400 | 0 | -100 |
| NIGER | 0 | 2,460 | - | 0 | 41,513 | - |
| SOUTH AFRICA | 1,593,117 | 914,017 | -42.63 | 1,722,136 | 1,046,211 | -39.25 |
| ZIMBABWE | 11,929 | 0 | -100 | 16,520 | 0 | -100 |
| ZAMBIA | 9,121 | 0 | -100 | 16,854 | 0 | -100 |
| COMOROS | 1,812 | 2,590 | 42.94 | 3,785 | 5,946 | 57.09 |
| MAURITIUS | 454,308 | 334,176 | -26.44 | 491,772 | 443,409 | -9.83 |
| ZAIRE | 0 | 35,424 | - | 0 | 43,542 | - |
| AUSTRALIA | 6,299,162 | 7,555,852 | 19.95 | 9,991,948 | 11,917,630 | 19.27 |
| NEW ZEALAND | 1,422,128 | 1,543,920 | 8.56 | 2,090,111 | 2,309,731 | 10.51 |
| MICRONESIA, FEDERATED STATES | 134,308 | 89,906 | -33.06 | 195,232 | 132,635 | -32.06 |
| GUAM | 290 | 1,770 | 510.34 | 2,072 | 17,000 | 720.46 |
| PALAU | 11,787 | 4,294 | -63.57 | 18,594 | 7,540 | -59.45 |

TABEL 5. PERKEMBANGAN EKSPOR INDONESIA MENURUT KOMODITI DAN NEGARA TUJUAN

| JENIS BARANG | BERAT BERSIH (KG) | | PERUB | NILAI FOB (US \$) | | PERUB |
|---------------------------|-------------------|--------------|----------|-------------------|--------------|---------|
| | JAN-SEP 2005 | JAN-SEP 2006 | % | JAN-SEP 2005 | JAN-SEP 2006 | % |
| (1) | (2) | (3) | (4) | (5) | (6) | (7) |
| NEW CALEDONIA | 42,189 | 52,284 | 23.93 | 104,262 | 104,442 | 0.17 |
| NORTHERN MARIANA ISLANDS | 32,812 | 71,218 | 117.05 | 41,222 | 100,127 | 142.9 |
| VANUATU | 99,952 | 56,667 | -43.31 | 189,550 | 70,320 | -62.9 |
| WALLIS AND FUTUNA ISLANDS | 4,423 | 3,968 | -10.29 | 12,334 | 8,832 | -28.39 |
| AMERICAN SAMOA | 13,176 | 31,654 | 140.24 | 23,436 | 34,422 | 46.88 |
| COOK ISLANDS | 49,033 | 30,832 | -37.12 | 59,318 | 31,712 | -46.54 |
| FIJI | 516,820 | 340,404 | -34.13 | 765,771 | 462,850 | -39.56 |
| KIRIBATI | 0 | 1,148 | - | 0 | 1,894 | - |
| MARSHALL ISLANDS | 29,258 | 52,229 | 78.51 | 40,803 | 68,101 | 66.9 |
| SAMOA | 101,386 | 86,473 | -14.71 | 86,235 | 123,514 | 43.23 |
| SOLOMON ISLANDS | 176,785 | 174,078 | -1.53 | 196,239 | 298,366 | 52.04 |
| TONGA | 466,204 | 505,370 | 8.4 | 381,703 | 541,620 | 41.9 |
| TUVALU | 61 | 3,218 | 5175.41 | 265 | 4,802 | 1712.08 |
| TOKELAU | 41,964 | 0 | -100 | 31,180 | 0 | -100 |
| EAST TIMOR | 1,963,816 | 828,194 | -57.83 | 1,169,923 | 570,970 | -51.2 |
| UNITED STATES | 19,807,317 | 16,777,177 | -15.3 | 26,644,351 | 37,717,245 | 41.56 |
| CANADA | 1,584,253 | 1,681,796 | 6.16 | 4,743,195 | 4,027,606 | -15.09 |
| MEXICO | 287,611 | 436,547 | 51.78 | 711,594 | 1,114,969 | 56.69 |
| GUATEMALA | 16,492 | 23,084 | 39.97 | 45,001 | 49,964 | 11.03 |
| NICARAGUA | 0 | 42,900 | - | 0 | 31,149 | - |
| PANAMA | 5,199 | 11,199 | 115.41 | 6,642 | 34,064 | 412.86 |
| SURINAME | 82,445 | 120,148 | 45.73 | 101,011 | 148,048 | 46.57 |
| CHILE | 45,570 | 6,703 | -85.29 | 138,294 | 36,894 | -73.32 |
| ARGENTINA | 17,764 | 0 | -100 | 10,050 | 0 | -100 |
| BRAZIL | 23,947 | 17,560 | -26.67 | 20,854 | 4,700 | -77.46 |
| COLOMBIA | 21,084 | 64,762 | 207.16 | 47,544 | 163,277 | 243.42 |
| ECUADOR | 16,731 | 27,755 | 65.89 | 44,983 | 69,111 | 53.64 |
| PERU | 15,022 | 68,076 | 353.18 | 25,165 | 41,517 | 64.98 |
| TRINIDAD AND TOBAGO | 4,625 | 27,677 | 498.42 | 10,610 | 82,371 | 676.35 |
| BAHAMAS | 100 | 0 | -100 | 672 | 0 | -100 |
| JAMAICA | 113,536 | 30,184 | -73.41 | 73,202 | 26,853 | -63.32 |
| PUERTO RICO | 79,126 | 548,636 | 593.37 | 186,143 | 515,264 | 176.81 |
| BELIZE | 3,341 | 24 | -99.28 | 7,545 | 234 | -96.9 |
| DOMINICAN REPUBLIC | 0 | 82,974 | - | 0 | 51,229 | - |
| EL SALVADOR | 0 | 6,827 | - | 0 | 17,369 | - |
| BARBADOS | 4,610 | 0 | -100 | 11,967 | 0 | -100 |
| ARUBA | 0 | 5,683 | - | 0 | 13,531 | - |
| FRENCH POLYNESIA | 82,419 | 76,034 | -7.75 | 162,492 | 119,203 | -26.64 |
| NETHERLANDS ANTILLES | 0 | 12,502 | - | 0 | 27,972 | - |
| UNITED KINGDOM | 2,651,435 | 1,206,618 | -54.49 | 3,753,516 | 2,804,935 | -25.27 |
| NETHERLANDS | 10,659,448 | 14,994,508 | 40.67 | 11,088,968 | 13,968,449 | 25.97 |
| FRANCE | 218,245 | 472,544 | 116.52 | 348,165 | 485,514 | 39.45 |
| GERMANY, FED. REP. OF | 564,976 | 540,969 | -4.25 | 2,241,455 | 1,506,424 | -32.79 |
| AUSTRIA | 290 | 43,650 | 14951.72 | 1,663 | 157,200 | 9352.8 |
| BELGIUM | 258,010 | 268,819 | 4.19 | 921,869 | 784,138 | -14.94 |
| SWITZERLAND | 14,457 | 5,802 | -59.87 | 10,270 | 11,900 | 15.87 |
| DENMARK | 588,740 | 64,567 | -89.03 | 649,222 | 60,676 | -90.65 |
| NORWAY | 59,226 | 132,776 | 124.19 | 88,771 | 168,603 | 89.93 |
| SWEDEN | 115,601 | 53,913 | -53.36 | 213,377 | 71,162 | -66.65 |
| FINLAND | 475,642 | 493,607 | 3.78 | 404,802 | 517,706 | 27.89 |
| IRELAND | 2,048 | 951 | -53.56 | 7,853 | 3,016 | -61.59 |
| ITALY | 154,779 | 227,475 | 46.97 | 573,611 | 1,608,708 | 180.45 |
| SPAIN | 1,906,446 | 1,947,402 | 2.15 | 2,016,006 | 1,924,430 | -4.54 |
| PORTUGAL | 157,757 | 125,896 | -20.2 | 124,974 | 74,636 | -40.28 |
| GREECE | 221,635 | 40,531 | -81.71 | 731,590 | 111,900 | -84.7 |
| CZECHOSLOVAKIA | 217,812 | 186,942 | -14.17 | 231,345 | 228,592 | -1.19 |
| HUNGARY | 2,904 | 0 | -100 | 2,196 | 0 | -100 |
| POLAND | 74,336 | 31,018 | -58.27 | 98,175 | 92,394 | -5.89 |
| ROMANIA | 4,409,223 | 135,235 | -96.93 | 202,234 | 248,722 | 22.99 |
| BULGARIA | 62,303 | 64,762 | 3.95 | 111,748 | 172,834 | 54.66 |
| KAZAKHSTAN | 10,734 | 0 | -100 | 8,162 | 0 | -100 |
| UKRAINE | 16,500 | 226,606 | 1273.37 | 6,747 | 195,361 | 2795.52 |
| LITHUANIA | 7,650 | 36,795 | 380.98 | 20,445 | 78,447 | 283.7 |
| LATVIA | 217,013 | 62,303 | -71.29 | 310,786 | 197,999 | -36.29 |
| ESTONIA | 49,836 | 357,384 | 617.12 | 60,775 | 521,435 | 757.98 |
| GEORGIA | 0 | 1,830 | - | 0 | 6,385 | - |
| CROATIA | 0 | 16,710 | - | 0 | 39,526 | - |
| MALTA | 197,179 | 206,053 | 4.5 | 254,276 | 269,753 | 6.09 |
| SLOVAKIA | 6,217 | 0 | -100 | 11,155 | 0 | -100 |
| SLOVENIA | 3,000 | 0 | -100 | 13,800 | 0 | -100 |
| CZECH REPUBLIC | 118,615 | 207,310 | 74.78 | 126,532 | 195,423 | 54.45 |
| RUSSIA FEDERATION | 511,739 | 695,073 | 35.83 | 516,846 | 638,895 | 23.61 |

TABEL 5. PERKEMBANGAN EKSPOR INDONESIA MENURUT KOMODITI DAN NEGARA TUJUAN

| JENIS BARANG | BERAT BERSIH (KG) | | PERUB | NILAI FOB (US \$) | | PERUB |
|------------------------------|----------------------|----------------------|---------------|-------------------|--------------------|---------------|
| | JAN-SEP 2005 | JAN-SEP 2006 | % | JAN-SEP 2005 | JAN-SEP 2006 | % |
| (1) | (2) | (3) | (4) | (5) | (6) | (7) |
| SEMEN | 3,050,954,533 | 5,015,601,568 | 64.39 | 83,353,320 | 149,184,762 | 78.98 |
| JAPAN | 143,483 | 16,499,409 | 11399.21 | 55,361 | 685,477 | 1138.19 |
| KOREA, REPUBLIC OF | 1,100,000 | 200,000 | -81.82 | 113,630 | 21,168 | -81.37 |
| TAIWAN | 14,805,413 | 16,857,717 | 13.86 | 1,013,798 | 1,224,421 | 20.78 |
| CHINA | 75 | 1,209 | 1512 | 51 | 599 | 1074.51 |
| THAILAND | 0 | 1,031 | - | 0 | 120 | - |
| SINGAPORE | 453,493,063 | 235,142,392 | -48.15 | 10,332,723 | 6,977,806 | -32.47 |
| PHILIPPINES | 0 | 857,700 | - | 0 | 91,278 | - |
| MALAYSIA | 122,088,016 | 506,823,032 | 315.13 | 2,899,380 | 14,240,991 | 391.17 |
| MYANMAR (FORM. BURMA) | 0 | 208,938 | - | 0 | 23,184 | - |
| BRUNEI DARUSSALAM | 0 | 84,411,425 | - | 0 | 1,829,625 | - |
| VIET NAM | 17,333,887 | 105,000 | -99.39 | 619,478 | 8,682 | -98.6 |
| MALDIVES | 0 | 20,865,977 | - | 0 | 801,449 | - |
| INDIA | 0 | 30,352,412 | - | 0 | 809,651 | - |
| BANGLADESH | 678,090,366 | 970,785,382 | 43.16 | 14,241,674 | 23,882,462 | 67.69 |
| SRI LANKA | 170,611,483 | 614,346,920 | 260.09 | 4,629,908 | 20,693,039 | 346.94 |
| KUWAIT | 0 | 99,089,845 | - | 0 | 3,541,396 | - |
| YEMEN | 15,721,813 | 52,380,311 | 233.17 | 475,428 | 1,833,311 | 285.61 |
| UNITED ARAB EMIRATES | 136,526,056 | 201,898,574 | 47.88 | 3,614,994 | 6,092,498 | 68.53 |
| SUDAN | 15,500,000 | 0 | -100 | 468,720 | 0 | -100 |
| NAMIBIA | 0 | 14,500,000 | - | 0 | 681,500 | - |
| MADAGASCAR | 15,925,569 | 91,828,976 | 476.61 | 955,506 | 3,173,601 | 232.14 |
| MOZAMBIQUE | 0 | 291,126,327 | - | 0 | 8,303,210 | - |
| EQUATORIAL GUINEA | 0 | 27,498,860 | - | 0 | 687,472 | - |
| TOGO | 0 | 123,913,988 | - | 0 | 3,644,310 | - |
| GHANA | 151,338,613 | 685,663,845 | 353.07 | 3,601,090 | 19,946,594 | 453.9 |
| LIBERIA | 0 | 28,000,000 | - | 0 | 793,800 | - |
| GUINEA | 0 | 50,000 | - | 0 | 2,600 | - |
| NIGERIA | 0 | 111,295,537 | - | 0 | 3,854,402 | - |
| SIERRA LEONE | 15,000,000 | 15,000,000 | 0 | 354,450 | 429,750 | 21.24 |
| GABON | 0 | 20,000,000 | - | 0 | 573,000 | - |
| BENIN | 30,000,000 | 162,714,160 | 442.38 | 708,900 | 4,730,814 | 567.35 |
| SEYCHELLES | 0 | 13,500,000 | - | 0 | 479,915 | - |
| MAURITIUS | 195,210,931 | 166,047,628 | -14.94 | 5,778,435 | 5,881,912 | 1.79 |
| AUSTRALIA | 144,629,141 | 237,459,344 | 64.18 | 3,526,274 | 6,926,365 | 96.42 |
| NEW ZEALAND | 52,797,596 | 60,000 | -99.89 | 2,158,513 | 5,073 | -99.76 |
| MICRONESIA, FEDERATED STATES | 0 | 119 | - | 0 | 268 | - |
| GUAM | 1,000 | 0 | -100 | 49 | 0 | -100 |
| VANUATU | 0 | 2,000,000 | - | 0 | 77,000 | - |
| AMERICAN SAMOA | 8,370,000 | 7,100,000 | -15.17 | 317,108 | 272,790 | -13.98 |
| COOK ISLANDS | 69,821 | 2,804 | -95.98 | 5,673 | 998 | -82.41 |
| FIJI | 144 | 0 | -100 | 16 | 0 | -100 |
| SAMOA | 14,700,000 | 8,000,000 | -45.58 | 548,341 | 307,840 | -43.86 |
| SOLOMON ISLANDS | 0 | 260,000 | - | 0 | 9,988 | - |
| TONGA | 2,603,745 | 2,140,150 | -17.8 | 97,933 | 82,534 | -15.72 |
| CHRISTMAS ISLANDS | 2,505,000 | 4,258,500 | 70 | 90,651 | 184,200 | 103.2 |
| EAST TIMOR | 11,433,161 | 4,424,449 | -61.3 | 763,600 | 186,923 | -75.52 |
| UNITED STATES | 725,312,964 | 76,296,069 | -89.48 | 23,952,692 | 2,787,065 | -88.36 |
| PANAMA | 0 | 11,400,000 | - | 0 | 387,600 | - |
| BRAZIL | 0 | 27,300,000 | - | 0 | 709,800 | - |
| BAHAMAS | 2,900,000 | 0 | -100 | 106,894 | 0 | -100 |
| FRENCH POLYNESIA | 40,753,500 | 29,130,500 | -28.52 | 1,629,889 | 1,151,701 | -29.34 |
| FRANCE | 1,000,000 | 506 | -99.95 | 53,000 | 702 | -98.68 |
| GERMANY, FED. REP. OF | 0 | 2,532 | - | 0 | 53 | - |
| BELGIUM | 2 | 0 | -100 | 2 | 0 | -100 |
| PORTUGAL | 1,440,000 | 3,800,000 | 163.89 | 63,159 | 153,825 | 143.55 |
| BULGARIA | 9,549,691 | 0 | -100 | 176,000 | 0 | -100 |
| -DARI ROTAN | 8,954,607 | 7,137,696 | -20.29 | 19,440,467 | 17,404,639 | -10.47 |
| JAPAN | 594,571 | 485,428 | -18.36 | 2,559,782 | 2,179,828 | -14.84 |
| HONG KONG | 10,130 | 173 | -98.29 | 20,684 | 1,781 | -91.39 |
| KOREA, REPUBLIC OF | 631,797 | 621,632 | -1.61 | 1,113,395 | 1,417,396 | 27.3 |
| TAIWAN | 89,403 | 40,872 | -54.28 | 192,663 | 102,958 | -46.56 |
| CHINA | 29,210 | 199 | -99.32 | 50,232 | 213 | -99.58 |
| THAILAND | 2,530 | 23,118 | 813.75 | 6,323 | 26,024 | 311.58 |
| SINGAPORE | 33,307 | 15,696 | -52.87 | 56,356 | 22,846 | -59.46 |
| PHILIPPINES | 273 | 0 | -100 | 1,531 | 0 | -100 |
| MALAYSIA | 13,847 | 35,210 | 154.28 | 25,813 | 72,148 | 179.5 |
| CAMBODIA | 0 | 32 | - | 0 | 1,278 | - |
| BRUNEI DARUSSALAM | 740 | 0 | -100 | 1,051 | 0 | -100 |
| NEPAL | 30 | 0 | -100 | 26 | 0 | -100 |
| VIET NAM | 0 | 4,217 | - | 0 | 10,402 | - |
| MALDIVES | 244 | 1,589 | 551.23 | 893 | 9,076 | 916.35 |

TABEL 5. PERKEMBANGAN EKSPOR INDONESIA MENURUT KOMODITI DAN NEGARA TUJUAN

| JENIS BARANG | BERAT BERSIH (KG) | | PERUB | NILAI FOB (US \$) | | PERUB |
|-------------------------------|-------------------|--------------|----------|-------------------|--------------|---------|
| | JAN-SEP 2005 | JAN-SEP 2006 | % | JAN-SEP 2005 | JAN-SEP 2006 | % |
| (1) | (2) | (3) | (4) | (5) | (6) | (7) |
| INDIA | 3,633 | 2,818 | -22.43 | 4,009 | 4,032 | 0.57 |
| PAKISTAN | 0 | 143 | - | 0 | 236 | - |
| BANGLADESH | 0 | 214 | - | 0 | 78 | - |
| SRI LANKA | 549 | 2,900 | 428.23 | 842 | 4,950 | 487.89 |
| IRAN (ISLAMIC REPUBLIC OF) | 1,173 | 0 | -100 | 1,735 | 0 | -100 |
| SAUDI ARABIA | 11,223 | 1,534 | -86.33 | 19,030 | 2,144 | -88.73 |
| KUWAIT | 7,381 | 257 | -96.52 | 12,868 | 406 | -96.84 |
| JORDAN | 1,414 | 0 | -100 | 2,628 | 0 | -100 |
| LEBANON | 6,363 | 3,990 | -37.29 | 11,941 | 8,514 | -28.7 |
| YEMEN | 2,101 | 0 | -100 | 5,220 | 0 | -100 |
| OMAN | 5,629 | 0 | -100 | 29,021 | 0 | -100 |
| TURKEY | 16,276 | 12,714 | -21.88 | 40,021 | 43,616 | 8.98 |
| UNITED ARAB EMIRATES | 16,115 | 4,657 | -71.1 | 48,775 | 37,410 | -23.3 |
| CYPRUS | 757 | 0 | -100 | 2,285 | 0 | -100 |
| EGYPT | 2,902 | 14,399 | 396.18 | 6,847 | 13,946 | 103.68 |
| MOROCCO | 108 | 8 | -92.59 | 204 | 11 | -94.61 |
| TUNISIA | 0 | 58,817 | - | 0 | 103,409 | - |
| ALGERIA | 0 | 8 | - | 0 | 60 | - |
| ETHIOPIA | 114 | 0 | -100 | 100 | 0 | -100 |
| MADAGASCAR | 290 | 0 | -100 | 864 | 0 | -100 |
| REUNION | 514 | 1,339 | 160.51 | 570 | 1,576 | 176.49 |
| MOZAMBIQUE | 0 | 71 | - | 0 | 95 | - |
| NIGERIA | 1 | 0 | -100 | 4 | 0 | -100 |
| COTE D'IVOIRE | 1,503 | 0 | -100 | 1,010 | 0 | -100 |
| SENEGAL | 215 | 0 | -100 | 601 | 0 | -100 |
| U.S. VIRGIN ISLANDS | 0 | 9,225 | - | 0 | 11,863 | - |
| SEYCHELLES | 173 | 1,415 | 717.92 | 2,930 | 6,751 | 130.41 |
| UGANDA | 0 | 2 | - | 0 | 22 | - |
| SOUTH AFRICA | 8,323 | 6,544 | -21.37 | 13,864 | 13,082 | -5.64 |
| MAURITIUS | 370 | 8 | -97.84 | 594 | 81 | -86.36 |
| AUSTRALIA | 302,068 | 219,580 | -27.31 | 511,689 | 397,933 | -22.23 |
| NEW ZEALAND | 24,049 | 26,802 | 11.45 | 53,118 | 47,091 | -11.35 |
| GUAM | 8 | 564 | 6950 | 83 | 1,320 | 1490.36 |
| PALAU | 0 | 13 | - | 0 | 1,800 | - |
| NEW CALEDONIA | 237 | 181 | -23.63 | 424 | 159 | -62.5 |
| NORTHERN MARIANA ISLANDS | 1 | 0 | -100 | 37 | 0 | -100 |
| SAINT VINCENT AND THE GRENADI | 0 | 714 | - | 0 | 300 | - |
| VANUATU | 1,000 | 1,275 | 27.5 | 675 | 399 | -40.89 |
| WALLIS AND FUTUNA ISLANDS | 0 | 99 | - | 0 | 111 | - |
| COOK ISLANDS | 82 | 0 | -100 | 127 | 0 | -100 |
| FIJI | 30 | 11,312 | 37606.67 | 719 | 27,256 | 3690.82 |
| SOLOMON ISLANDS | 0 | 1,312 | - | 0 | 2,978 | - |
| EAST TIMOR | 26 | 0 | -100 | 47 | 0 | -100 |
| UNITED STATES | 995,964 | 1,562,515 | 56.88 | 3,183,728 | 4,500,629 | 41.36 |
| CANADA | 194,248 | 25,647 | -86.8 | 321,575 | 63,907 | -80.13 |
| MEXICO | 3,328 | 5,113 | 53.64 | 5,908 | 12,014 | 103.35 |
| PANAMA | 1 | 983 | 98200 | 3 | 2,775 | 92400 |
| CUBA | 95 | 0 | -100 | 64 | 0 | -100 |
| CHILE | 432 | 6,680 | 1446.3 | 1,264 | 18,399 | 1355.62 |
| VENEZUELA | 434 | 23 | -94.7 | 379 | 32 | -91.56 |
| ARGENTINA | 3,753 | 1,942 | -48.25 | 6,355 | 2,178 | -65.73 |
| BRAZIL | 3,844 | 12,198 | 217.33 | 8,101 | 23,524 | 190.38 |
| COLOMBIA | 1,500 | 978 | -34.8 | 1,772 | 2,988 | 68.62 |
| URUGUAY | 630 | 0 | -100 | 666 | 0 | -100 |
| PERU | 0 | 4,004 | - | 0 | 2,339 | - |
| TRINIDAD AND TOBAGO | 0 | 2 | - | 0 | 69 | - |
| BAHAMAS | 1,968 | 508 | -74.19 | 1,803 | 2,005 | 11.2 |
| PUERTO RICO | 2,379 | 181 | -92.39 | 3,529 | 231 | -93.45 |
| BELIZE | 0 | 1 | - | 0 | 28 | - |
| DOMINICAN REPUBLIC | 4,820 | 290 | -93.98 | 12,176 | 221 | -98.18 |
| COSTA RICA | 4,167 | 4,265 | 2.35 | 12,755 | 5,642 | -55.77 |
| BARBADOS | 56 | 291 | 419.64 | 27 | 189 | 600 |
| ANTIGUA AND BARBUDA | 0 | 286 | - | 0 | 128 | - |
| DOMINICA | 110 | 0 | -100 | 350 | 0 | -100 |
| FRENCH GUIANA | 0 | 478 | - | 0 | 311 | - |
| FRENCH POLYNESIA | 3,392 | 10,118 | 198.29 | 5,536 | 19,775 | 257.21 |
| MARTINIQUE | 75 | 138 | 84 | 105 | 473 | 350.48 |
| NETHERLANDS ANTILLES | 136 | 1,592 | 1070.59 | 1,403 | 3,328 | 137.21 |
| TURKS AND CAICOS ISLANDS | 2,127 | 0 | -100 | 13,430 | 0 | -100 |
| GUADELOUPE | 451 | 1,073 | 137.92 | 676 | 1,728 | 155.62 |
| UNITED KINGDOM | 789,147 | 635,133 | -19.52 | 1,750,252 | 1,375,463 | -21.41 |
| NETHERLANDS | 863,823 | 935,934 | 8.35 | 1,708,173 | 1,904,406 | 11.49 |
| FRANCE | 562,812 | 121,186 | -78.47 | 784,968 | 304,665 | -61.19 |

TABEL 5. PERKEMBANGAN EKSPOR INDONESIA MENURUT KOMODITI DAN NEGARA TUJUAN

| JENIS BARANG | BERAT BERSIH (KG) | | PERUB | NILAI FOB (US \$) | | PERUB |
|-------------------------------|-------------------|-------------------|--------------|-------------------|-------------------|--------------|
| | JAN-SEP 2005 | JAN-SEP 2006 | % | JAN-SEP 2005 | JAN-SEP 2006 | % |
| (1) | (2) | (3) | (4) | (5) | (6) | (7) |
| GERMANY, FED. REP. OF | 1,323,766 | 1,336,334 | 0.95 | 3,092,017 | 2,505,166 | -18.98 |
| AUSTRIA | 171,351 | 11,450 | -93.32 | 185,311 | 42,583 | -77.02 |
| BELGIUM | 289,920 | 293,100 | 1.1 | 565,974 | 694,444 | 22.7 |
| SWITZERLAND | 205,356 | 4,301 | -97.91 | 269,381 | 3,021 | -98.88 |
| LUXEMBOURG | 8 | 0 | -100 | 105 | 0 | -100 |
| MONACO | 0 | 2 | - | 0 | 44 | - |
| DENMARK | 52,346 | 49,072 | -6.25 | 80,050 | 98,237 | 22.72 |
| NORWAY | 3,001 | 43 | -98.57 | 3,779 | 80 | -97.88 |
| SWEDEN | 312,294 | 212,362 | -32 | 681,873 | 548,785 | -19.52 |
| FINLAND | 67,261 | 33,359 | -50.4 | 205,027 | 138,475 | -32.46 |
| IRELAND | 13,406 | 0 | -100 | 50,445 | 0 | -100 |
| ITALY | 381,472 | 84,514 | -77.85 | 478,508 | 183,361 | -61.68 |
| SPAIN | 359,441 | 37,150 | -89.66 | 592,688 | 113,660 | -80.82 |
| PORTUGAL | 48,493 | 4,644 | -90.42 | 64,630 | 22,721 | -64.84 |
| ICELAND | 4,436 | 0 | -100 | 10,816 | 0 | -100 |
| GREECE | 65,750 | 40,254 | -38.78 | 146,794 | 58,254 | -60.32 |
| HUNGARY | 2,592 | 1,088 | -58.02 | 4,993 | 2,917 | -41.58 |
| POLAND | 11,855 | 17,154 | 44.7 | 20,294 | 35,201 | 73.46 |
| ROMANIA | 1,663 | 196 | -88.21 | 1,380 | 400 | -71.01 |
| BULGARIA | 0 | 2,042 | - | 0 | 4,032 | - |
| YUGOSLAVIA | 2,589 | 4,560 | 76.13 | 3,116 | 9,127 | 192.91 |
| AZERBAIJAN | 230 | 0 | -100 | 440 | 0 | -100 |
| KAZAKHSTAN | 671 | 908 | 35.32 | 1,863 | 2,432 | 30.54 |
| UKRAINE | 0 | 1,391 | - | 0 | 3,765 | - |
| LITHUANIA | 118 | 0 | -100 | 321 | 0 | -100 |
| LATVIA | 0 | 122 | - | 0 | 564 | - |
| CROATIA | 935 | 1,689 | 80.64 | 2,009 | 5,454 | 171.48 |
| MALTA | 225 | 0 | -100 | 809 | 0 | -100 |
| SLOVAKIA | 0 | 28 | - | 0 | 172 | - |
| SLOVENIA | 4,304 | 2,209 | -48.68 | 6,489 | 3,736 | -42.43 |
| CZECH REPUBLIC | 241 | 314 | 30.29 | 968 | 1,039 | 7.33 |
| RUSSIA FEDERATION | 370,481 | 56,770 | -84.68 | 343,758 | 103,943 | -69.76 |
| -DARI BAHAN LAINNYA | 11,992,384 | 17,021,441 | 41.94 | 28,220,297 | 37,488,483 | 32.84 |
| JAPAN | 1,940,591 | 1,455,977 | -24.97 | 7,102,790 | 5,411,081 | -23.82 |
| HONG KONG | 17,909 | 14,949 | -16.53 | 56,045 | 46,463 | -17.1 |
| KOREA, DEMOCRATIC PEOPLE'S RI | 0 | 1,489 | - | 0 | 6,372 | - |
| KOREA, REPUBLIC OF | 246,377 | 331,838 | 34.69 | 517,267 | 786,827 | 52.11 |
| TAIWAN | 1,369,328 | 1,189,842 | -13.11 | 460,521 | 349,209 | -24.17 |
| CHINA | 227,314 | 3,018,188 | 1227.76 | 115,680 | 733,248 | 533.86 |
| MONGOLIA | 2 | 0 | -100 | 7 | 0 | -100 |
| PAPUA NEW GUINEA | 3,840 | 259 | -93.26 | 4,001 | 626 | -84.35 |
| THAILAND | 9,885 | 61,764 | 524.83 | 39,614 | 94,516 | 138.59 |
| SINGAPORE | 196,289 | 53,088 | -72.95 | 200,195 | 86,083 | -57 |
| PHILIPPINES | 3,311 | 1,299 | -60.77 | 3,890 | 1,072 | -72.44 |
| MALAYSIA | 148,699 | 324,349 | 118.12 | 180,444 | 519,941 | 188.15 |
| BRUNEI DARUSSALAM | 3,299 | 152 | -95.39 | 3,746 | 1,189 | -68.26 |
| VIET NAM | 299 | 150 | -49.83 | 1,462 | 440 | -69.9 |
| MALDIVES | 12,660 | 36,726 | 190.09 | 96,534 | 154,102 | 59.63 |
| INDIA | 28,311 | 9,055 | -68.02 | 165,189 | 14,767 | -91.06 |
| PAKISTAN | 1,202 | 1,559 | 29.7 | 1,340 | 2,638 | 96.87 |
| BANGLADESH | 0 | 1,845 | - | 0 | 8,703 | - |
| SRI LANKA | 2,916 | 19,004 | 551.71 | 1,248 | 39,068 | 3030.45 |
| IRAN (ISLAMIC REPUBLIC OF) | 10,490 | 16,961 | 61.69 | 10,868 | 10,206 | -6.09 |
| SAUDI ARABIA | 18,316 | 93,679 | 411.46 | 25,554 | 127,791 | 400.08 |
| KUWAIT | 1,805 | 1,154 | -36.07 | 3,284 | 1,383 | -57.89 |
| JORDAN | 382 | 11,175 | 2825.39 | 611 | 13,433 | 2098.53 |
| LEBANON | 10,328 | 25,323 | 145.19 | 3,641 | 12,116 | 232.77 |
| YEMEN | 0 | 122 | - | 0 | 184 | - |
| OMAN | 165 | 661 | 300.61 | 723 | 1,141 | 57.81 |
| TURKEY | 34,780 | 139,452 | 300.95 | 97,917 | 309,486 | 216.07 |
| UNITED ARAB EMIRATES | 12,966 | 23,575 | 81.82 | 42,216 | 108,335 | 156.62 |
| QATAR | 0 | 3,000 | - | 0 | 623 | - |
| BAHRAIN | 30,410 | 90,000 | 195.96 | 6,376 | 5,965 | -6.45 |
| CYPRUS | 10,778 | 10,754 | -0.22 | 29,602 | 20,754 | -29.89 |
| EGYPT | 1,722 | 12,785 | 642.45 | 2,644 | 10,137 | 283.4 |
| MOROCCO | 237 | 11,904 | 4922.78 | 1,033 | 12,230 | 1083.93 |
| TUNISIA | 15,653 | 14,043 | -10.29 | 22,795 | 37,654 | 65.19 |
| ALGERIA | 129 | 89 | -31.01 | 350 | 600 | 71.43 |
| ERITREA | 0 | 1 | - | 0 | 105 | - |
| NAMIBIA | 551 | 288 | -47.73 | 904 | 809 | -10.51 |
| ETHIOPIA | 0 | 16,249 | - | 0 | 11,798 | - |
| TANZANIA, UNITED REPUBLIC OF | 0 | 186 | - | 0 | 713 | - |

TABEL 5. PERKEMBANGAN EKSPOR INDONESIA MENURUT KOMODITI DAN NEGARA TUJUAN

| JENIS BARANG | BERAT BERSIH (KG) | | PERUB | NILAI FOB (US \$) | | PERUB |
|-------------------------------|-------------------|--------------|---------|-------------------|--------------|--------|
| | JAN-SEP 2005 | JAN-SEP 2006 | % | JAN-SEP 2005 | JAN-SEP 2006 | % |
| (1) | (2) | (3) | (4) | (5) | (6) | (7) |
| MADAGASCAR | 2,212 | 1,853 | -16.23 | 4,718 | 3,359 | -28.8 |
| KENYA | 1,219 | 1,130 | -7.3 | 1,697 | 1,323 | -22.04 |
| REUNION | 39,567 | 70,452 | 78.06 | 70,553 | 84,951 | 20.41 |
| MOZAMBIQUE | 9,035 | 0 | -100 | 7,342 | 0 | -100 |
| BOTSWANA | 560 | 142 | -74.64 | 584 | 267 | -54.28 |
| GHANA | 0 | 3 | - | 0 | 7 | - |
| CONGO | 0 | 1 | - | 0 | 52 | - |
| NIGERIA | 202 | 0 | -100 | 756 | 0 | -100 |
| GABON | 756 | 199 | -73.68 | 3,396 | 758 | -77.68 |
| COTE D'IVOIRE | 5,224 | 40,885 | 682.64 | 4,561 | 26,622 | 483.69 |
| SENEGAL | 0 | 814 | - | 0 | 1,967 | - |
| U.S. VIRGIN ISLANDS | 1,617 | 83 | -94.87 | 1,755 | 287 | -83.65 |
| SEYCHELLES | 6,963 | 83,503 | 1099.24 | 13,982 | 63,501 | 354.16 |
| UGANDA | 240 | 1 | -99.58 | 300 | 16 | -94.67 |
| SOUTH AFRICA | 104,258 | 119,787 | 14.89 | 165,200 | 219,805 | 33.05 |
| MAURITIUS | 17,394 | 17,940 | 3.14 | 106,058 | 53,146 | -49.89 |
| VIRGIN ISLANDS (BRITISH) | 1,362 | 8 | -99.41 | 3,641 | 38 | -98.96 |
| AUSTRALIA | 750,611 | 933,108 | 24.31 | 945,069 | 846,274 | -10.45 |
| NEW ZEALAND | 86,391 | 85,399 | -1.15 | 201,342 | 227,037 | 12.76 |
| MICRONESIA, FEDERATED STATES | 1,058 | 135 | -87.24 | 547 | 306 | -44.06 |
| GUAM | 4,223 | 6,809 | 61.24 | 10,241 | 23,478 | 129.25 |
| PALAU | 2,931 | 270 | -90.79 | 4,892 | 327 | -93.32 |
| NEW CALEDONIA | 44,711 | 34,788 | -22.19 | 74,828 | 65,318 | -12.71 |
| NORTHERN MARIANA ISLANDS | 2,746 | 2,424 | -11.73 | 5,756 | 5,062 | -12.06 |
| SAINT VINCENT AND THE GRENADI | 5,584 | 3,669 | -34.29 | 5,622 | 2,112 | -62.43 |
| VANUATU | 2,466 | 3,644 | 47.77 | 2,921 | 3,744 | 28.18 |
| WALLIS AND FUTUNA ISLANDS | 155 | 985 | 535.48 | 225 | 1,253 | 456.89 |
| AMERICAN SAMOA | 841 | 0 | -100 | 870 | 0 | -100 |
| COOK ISLANDS | 14,334 | 29,695 | 107.16 | 4,965 | 15,210 | 206.34 |
| FIJI | 16,141 | 38,236 | 136.89 | 66,748 | 72,439 | 8.53 |
| MARSHALL ISLANDS | 0 | 16 | - | 0 | 41 | - |
| SAMOA | 133 | 0 | -100 | 64 | 0 | -100 |
| TONGA | 2,355 | 1,036 | -56.01 | 1,835 | 2,573 | 40.22 |
| UNITED STATES MINOR OUTLYING | 1 | 0 | -100 | 1 | 0 | -100 |
| EAST TIMOR | 163 | 340 | 108.59 | 438 | 207 | -52.74 |
| UNITED STATES | 2,412,721 | 3,786,749 | 56.95 | 7,869,968 | 15,393,939 | 95.6 |
| CANADA | 175,495 | 244,772 | 39.48 | 500,130 | 778,506 | 55.66 |
| MEXICO | 50,534 | 28,721 | -43.16 | 135,293 | 96,726 | -28.51 |
| GUATEMALA | 428 | 0 | -100 | 554 | 0 | -100 |
| HONDURAS | 98 | 0 | -100 | 150 | 0 | -100 |
| NICARAGUA | 0 | 401 | - | 0 | 174 | - |
| PANAMA | 10,075 | 2,400 | -76.18 | 26,329 | 5,846 | -77.8 |
| CUBA | 312 | 0 | -100 | 210 | 0 | -100 |
| SURINAME | 0 | 641 | - | 0 | 2,957 | - |
| CHILE | 12,871 | 13,842 | 7.54 | 37,863 | 53,860 | 42.25 |
| VENEZUELA | 24,839 | 6,814 | -72.57 | 35,873 | 9,251 | -74.21 |
| ARGENTINA | 28,922 | 59,011 | 104.03 | 42,524 | 132,546 | 211.7 |
| BRAZIL | 68,039 | 54,074 | -20.52 | 104,706 | 314,936 | 200.78 |
| COLOMBIA | 7,768 | 28,480 | 266.63 | 10,530 | 40,590 | 285.47 |
| BOLIVIA | 0 | 17 | - | 0 | 23 | - |
| URUGUAY | 813 | 6,008 | 638.99 | 2,135 | 7,181 | 236.35 |
| PERU | 874 | 894 | 2.29 | 1,119 | 3,730 | 233.33 |
| GUYANA | 9,225 | 0 | -100 | 29,273 | 0 | -100 |
| TRINIDAD AND TOBAGO | 7 | 0 | -100 | 10 | 0 | -100 |
| BAHAMAS | 8,565 | 11,354 | 32.56 | 23,714 | 35,148 | 48.22 |
| JAMAICA | 11,874 | 7,017 | -40.9 | 48,540 | 14,021 | -71.11 |
| PUERTO RICO | 4,424 | 3,928 | -11.21 | 14,752 | 9,394 | -36.32 |
| BELIZE | 0 | 6,709 | - | 0 | 4,541 | - |
| DOMINICAN REPUBLIC | 38,631 | 39,056 | 1.1 | 47,070 | 105,034 | 123.14 |
| EL SALVADOR | 447 | 44 | -90.16 | 382 | 103 | -73.04 |
| COSTA RICA | 22,949 | 21,684 | -5.51 | 43,290 | 33,082 | -23.58 |
| HAITI | 97 | 1,048 | 980.41 | 118 | 711 | 502.54 |
| BARBADOS | 590 | 1,959 | 232.03 | 587 | 3,705 | 531.18 |
| ANTIGUA AND BARBUDA | 2,270 | 5,439 | 139.6 | 2,477 | 4,638 | 87.24 |
| ANGUILLA | 34 | 0 | -100 | 37 | 0 | -100 |
| BERMUDA | 86 | 116 | 34.88 | 483 | 813 | 68.32 |
| CAYMAN ISLANDS | 0 | 66 | - | 0 | 1,105 | - |
| DOMINICA | 696 | 20 | -97.13 | 486 | 51 | -89.51 |
| FRENCH GUIANA | 1,352 | 5,035 | 272.41 | 1,792 | 8,726 | 386.94 |
| FRENCH POLYNESIA | 28,086 | 103,789 | 269.54 | 57,604 | 154,501 | 168.21 |
| GRENADA | 270 | 0 | -100 | 1,058 | 0 | -100 |
| MARTINIQUE | 7,950 | 10,704 | 34.64 | 14,387 | 27,871 | 93.72 |
| NETHERLANDS ANTILLES | 9,174 | 6,983 | -23.88 | 29,547 | 21,492 | -27.26 |

TABEL 5. PERKEMBANGAN EKSPOR INDONESIA MENURUT KOMODITI DAN NEGARA TUJUAN

| JENIS BARANG | BERAT BERSIH (KG) | | PERUB | NILAI FOB (US \$) | | PERUB |
|----------------------------|-------------------|-------------------|--------------|--------------------|--------------------|--------------|
| | JAN-SEP 2005 | JAN-SEP 2006 | % | JAN-SEP 2005 | JAN-SEP 2006 | % |
| (1) | (2) | (3) | (4) | (5) | (6) | (7) |
| SAINT LUCIA | 0 | 2,233 | - | 0 | 1,739 | - |
| TURKS AND CAICOS ISLANDS | 201 | 3,029 | 1406.97 | 226 | 5,376 | 2278.76 |
| GUADELOUPE | 8,241 | 16,086 | 95.19 | 22,971 | 43,885 | 91.05 |
| SAINT KITTS AND NEVIS | 121 | 1,097 | 806.61 | 386 | 1,830 | 374.09 |
| UNITED KINGDOM | 441,323 | 503,614 | 14.11 | 1,468,996 | 1,858,012 | 26.48 |
| NETHERLANDS | 370,671 | 628,801 | 69.64 | 753,606 | 905,028 | 20.09 |
| FRANCE | 535,274 | 528,880 | -1.19 | 1,187,085 | 1,311,109 | 10.45 |
| GERMANY, FED. REP. OF | 563,941 | 343,584 | -39.07 | 917,728 | 773,125 | -15.76 |
| AUSTRIA | 27,628 | 12,822 | -53.59 | 71,035 | 43,734 | -38.43 |
| BELGIUM | 119,423 | 179,183 | 50.04 | 263,135 | 386,140 | 46.75 |
| SWITZERLAND | 30,378 | 23,281 | -23.36 | 131,510 | 71,592 | -45.56 |
| LUXEMBOURG | 0 | 1 | - | 0 | 5 | - |
| MONACO | 3 | 47 | 1466.67 | 4 | 817 | 20325 |
| DENMARK | 29,402 | 56,259 | 91.34 | 112,971 | 140,083 | 24 |
| NORWAY | 3,434 | 3,479 | 1.31 | 12,724 | 7,638 | -39.97 |
| SWEDEN | 32,847 | 21,785 | -33.68 | 75,020 | 77,408 | 3.18 |
| FINLAND | 21,889 | 44,670 | 104.08 | 53,184 | 90,115 | 69.44 |
| IRELAND | 15,747 | 51,313 | 225.86 | 61,035 | 94,926 | 55.53 |
| ITALY | 553,993 | 720,873 | 30.12 | 1,097,636 | 1,489,490 | 35.7 |
| SPAIN | 477,884 | 504,368 | 5.54 | 1,252,685 | 1,405,698 | 12.21 |
| PORTUGAL | 28,576 | 26,549 | -7.09 | 78,922 | 105,126 | 33.2 |
| ICELAND | 0 | 3,558 | - | 0 | 1,199 | - |
| GREECE | 101,803 | 113,633 | 11.62 | 246,765 | 212,440 | -13.91 |
| HUNGARY | 33,872 | 31,453 | -7.14 | 52,380 | 33,899 | -35.28 |
| POLAND | 50,128 | 62,970 | 25.62 | 71,612 | 110,758 | 54.66 |
| ROMANIA | 2,079 | 678 | -67.39 | 2,366 | 274 | -88.42 |
| BULGARIA | 6,583 | 16,255 | 146.92 | 16,887 | 26,367 | 56.14 |
| YUGOSLAVIA | 12,922 | 8,556 | -33.79 | 17,232 | 18,589 | 7.87 |
| ALBANIA | 0 | 3,932 | - | 0 | 2,048 | - |
| UKRAINE | 13,752 | 30,809 | 124.03 | 101,847 | 45,762 | -55.07 |
| UZBEKISTAN | 1 | 0 | -100 | 3 | 0 | -100 |
| LITHUANIA | 420 | 242 | -42.38 | 2,339 | 393 | -83.2 |
| LATVIA | 0 | 52 | - | 0 | 116 | - |
| ESTONIA | 468 | 54 | -88.46 | 855 | 64 | -92.51 |
| GEORGIA | 0 | 24 | - | 0 | 119 | - |
| CROATIA | 24,253 | 31,905 | 31.55 | 48,000 | 45,294 | -5.64 |
| MALTA | 6,676 | 18,247 | 173.32 | 18,009 | 73,680 | 309.13 |
| SLOVAKIA | 3,252 | 1,043 | -67.93 | 3,354 | 1,253 | -62.64 |
| SVENIA | 8,265 | 12,034 | 45.6 | 7,330 | 19,135 | 161.05 |
| CZECH REPUBLIC | 16,198 | 43,299 | 167.31 | 13,934 | 32,352 | 132.18 |
| RUSSIA FEDERATION | 23,823 | 42,679 | 79.15 | 64,136 | 123,376 | 92.37 |
| -DARI ROTAN | 93,464,825 | 90,560,275 | -3.11 | 263,271,482 | 248,642,830 | -5.56 |
| JAPAN | 12,062,604 | 9,320,068 | -22.74 | 30,924,691 | 26,368,971 | -14.73 |
| HONG KONG | 1,246,045 | 96,825 | -92.23 | 992,586 | 165,284 | -83.35 |
| KOREA, REPUBLIC OF | 1,202,995 | 1,026,569 | -14.67 | 1,620,200 | 1,484,564 | -8.37 |
| TAIWAN | 1,236,294 | 798,500 | -35.41 | 1,639,135 | 1,333,297 | -18.66 |
| CHINA | 473,735 | 510,473 | 7.75 | 1,629,708 | 569,617 | -65.05 |
| MONGOLIA | 1,800 | 0 | -100 | 6,180 | 0 | -100 |
| MACAU | 10,000 | 0 | -100 | 35,882 | 0 | -100 |
| PAPUA NEW GUINEA | 6,851 | 67 | -99.02 | 14,516 | 192 | -98.68 |
| THAILAND | 63,299 | 188,165 | 197.26 | 319,061 | 833,450 | 161.22 |
| SINGAPORE | 459,447 | 767,104 | 66.96 | 2,412,414 | 3,206,014 | 32.9 |
| PHILIPPINES | 38,153 | 29,206 | -23.45 | 87,363 | 79,127 | -9.43 |
| MALAYSIA | 1,642,022 | 1,713,666 | 4.36 | 3,113,788 | 4,892,451 | 57.12 |
| MYANMAR (FORM. BURMA) | 140 | 10,282 | 7244.29 | 140 | 35,248 | 25077.14 |
| BRUNEI DARUSSALAM | 5,550 | 21,210 | 282.16 | 2,565 | 29,039 | 1032.12 |
| NEPAL | 160 | 0 | -100 | 138 | 0 | -100 |
| VIET NAM | 887 | 49,867 | 5521.98 | 5,741 | 338,792 | 5801.27 |
| MALDIVES | 19,627 | 116,260 | 492.35 | 30,451 | 366,255 | 1102.77 |
| INDIA | 160,749 | 161,827 | 0.67 | 322,203 | 458,100 | 42.18 |
| PAKISTAN | 9,309 | 14,616 | 57.01 | 8,163 | 28,039 | 243.49 |
| BANGLADESH | 0 | 275 | - | 0 | 100 | - |
| SRI LANKA | 25,186 | 7,600 | -69.82 | 64,383 | 16,456 | -74.44 |
| IRAN (ISLAMIC REPUBLIC OF) | 30,461 | 143,176 | 370.03 | 161,288 | 443,426 | 174.93 |
| SAUDI ARABIA | 307,850 | 215,617 | -29.96 | 861,442 | 411,130 | -52.27 |
| KUWAIT | 360,131 | 320,905 | -10.89 | 838,394 | 355,871 | -57.55 |
| JORDAN | 40,105 | 67,211 | 67.59 | 108,968 | 97,133 | -10.86 |
| LEBANON | 176,833 | 232,894 | 31.7 | 438,680 | 736,630 | 67.92 |
| YEMEN | 10,686 | 6,329 | -40.77 | 30,446 | 13,392 | -56.01 |
| OMAN | 67,208 | 61,784 | -8.07 | 121,473 | 177,620 | 46.22 |
| TURKEY | 662,730 | 789,080 | 19.07 | 2,099,558 | 2,286,148 | 8.89 |
| UNITED ARAB EMIRATES | 658,700 | 398,350 | -39.52 | 1,502,791 | 818,476 | -45.54 |

TABEL 5. PERKEMBANGAN EKSPOR INDONESIA MENURUT KOMODITI DAN NEGARA TUJUAN

| JENIS BARANG | BERAT BERSIH (KG) | | PERUB | NILAI FOB (US \$) | | PERUB |
|--------------------------------|-------------------|--------------|----------|-------------------|--------------|----------|
| | JAN-SEP 2005 | JAN-SEP 2006 | % | JAN-SEP 2005 | JAN-SEP 2006 | % |
| | (1) | (2) | (3) | (4) | (5) | (6) |
| QATAR | 31,199 | 59,998 | 92.31 | 127,336 | 105,136 | -17.43 |
| BAHRAIN | 65,529 | 39,146 | -40.26 | 158,999 | 42,022 | -73.57 |
| CYPRUS | 182,629 | 309,946 | 69.71 | 641,965 | 1,134,871 | 76.78 |
| EGYPT | 344,309 | 290,159 | -15.73 | 759,561 | 600,870 | -20.89 |
| LIBYAN ARAB JAMAHIRIYA | 0 | 10,000 | - | 0 | 27,687 | - |
| MOROCCO | 62,273 | 136,934 | 119.89 | 144,829 | 309,487 | 113.69 |
| TUNISIA | 16,248 | 45,947 | 182.79 | 41,121 | 157,273 | 282.46 |
| ALGERIA | 8,195 | 9,368 | 14.31 | 24,699 | 28,972 | 17.3 |
| SUDAN | 131,898 | 43,649 | -66.91 | 142,936 | 49,175 | -65.6 |
| NAMIBIA | 9,817 | 9,631 | -1.89 | 32,088 | 30,357 | -5.39 |
| ETHIOPIA | 0 | 323 | - | 0 | 521 | - |
| TANZANIA, UNITED REPUBLIC OF | 26,405 | 29,900 | 13.24 | 34,534 | 24,371 | -29.43 |
| MADAGASCAR | 7,549 | 2,535 | -66.42 | 16,296 | 2,200 | -86.5 |
| KENYA | 19,824 | 37,561 | 89.47 | 16,540 | 50,510 | 205.38 |
| REUNION | 209,449 | 183,556 | -12.36 | 414,477 | 371,509 | -10.37 |
| MOZAMBIQUE | 6,102 | 36,482 | 497.87 | 5,906 | 59,565 | 908.55 |
| BOTSWANA | 172 | 0 | -100 | 180 | 0 | -100 |
| EQUATORIAL GUINEA | 593 | 2,124 | 258.18 | 465 | 1,665 | 258.06 |
| GHANA | 26,712 | 28 | -99.9 | 23,606 | 143 | -99.39 |
| CONGO | 19,219 | 23,376 | 21.63 | 16,650 | 19,668 | 18.13 |
| CAMEROON | 87 | 4,422 | 4982.76 | 473 | 10,265 | 2070.19 |
| NIGERIA | 7,990 | 0 | -100 | 10,116 | 0 | -100 |
| GABON | 71 | 28,965 | 40695.77 | 65 | 61,315 | 94230.77 |
| COTE D'IVOIRE | 10,220 | 9,849 | -3.63 | 13,014 | 8,338 | -35.93 |
| SENEGAL | 23,026 | 4,898 | -78.73 | 24,452 | 4,042 | -83.47 |
| SEYCHELLES | 11,140 | 21,330 | 91.47 | 37,253 | 50,186 | 34.72 |
| UGANDA | 0 | 1,777 | - | 0 | 8,765 | - |
| NIGER | 3,116 | 0 | -100 | 12,439 | 0 | -100 |
| DJIBOUTI | 8,217 | 4,963 | -39.6 | 12,556 | 7,644 | -39.12 |
| SOUTH AFRICA | 1,077,556 | 1,349,514 | 25.24 | 2,872,040 | 2,803,108 | -2.4 |
| MAURITIUS | 27,289 | 21,363 | -21.72 | 57,570 | 30,678 | -46.71 |
| VIRGIN ISLANDS (BRITISH) | 11,491 | 0 | -100 | 17,444 | 0 | -100 |
| AUSTRALIA | 2,984,507 | 2,566,848 | -13.99 | 8,742,894 | 5,368,132 | -38.6 |
| NEW ZEALAND | 184,540 | 164,742 | -10.73 | 669,948 | 467,419 | -30.23 |
| GUAM | 246 | 15,802 | 6323.58 | 967 | 79,512 | 8122.54 |
| NEW CALEDONIA | 41,003 | 109,307 | 166.58 | 78,407 | 182,519 | 132.78 |
| NORTHERN MARIANA ISLANDS | 8,637 | 13,771 | 59.44 | 73,966 | 25,439 | -65.61 |
| SAINT VINCENT AND THE GRENADI | 594 | 6,448 | 985.52 | 600 | 4,728 | 688 |
| VANUATU | 5,083 | 32,731 | 543.93 | 13,664 | 35,568 | 160.3 |
| WALLIS AND FUTUNA ISLANDS | 0 | 5,364 | - | 0 | 4,942 | - |
| BRITISH INDIAN OCEAN TERRITOR' | 0 | 6,384 | - | 0 | 13,102 | - |
| COOK ISLANDS | 6,277 | 725 | -88.45 | 10,061 | 2,832 | -71.85 |
| FIJI | 56,925 | 67,094 | 17.86 | 189,364 | 205,788 | 8.67 |
| SAMOA | 12,297 | 1,232 | -89.98 | 65,679 | 2,860 | -95.65 |
| SOLOMON ISLANDS | 2,624 | 0 | -100 | 5,956 | 0 | -100 |
| EAST TIMOR | 4,349 | 6,055 | 39.23 | 3,682 | 8,123 | 120.61 |
| UNITED STATES | 13,271,024 | 12,179,564 | -8.22 | 39,759,235 | 39,871,248 | 0.28 |
| CANADA | 906,240 | 742,742 | -18.04 | 2,477,450 | 2,554,302 | 3.1 |
| MEXICO | 600,035 | 737,687 | 22.94 | 1,237,380 | 1,687,480 | 36.38 |
| GUATEMALA | 11,221 | 11,340 | 1.06 | 41,294 | 45,727 | 10.74 |
| HONDURAS | 0 | 6,294 | - | 0 | 29,650 | - |
| NICARAGUA | 2,281 | 9,654 | 323.24 | 8,964 | 26,062 | 190.74 |
| PANAMA | 115,076 | 123,889 | 7.66 | 329,535 | 227,558 | -30.95 |
| CUBA | 11,828 | 17,014 | 43.85 | 18,560 | 28,000 | 50.86 |
| SURINAME | 77,818 | 19,015 | -75.56 | 87,857 | 30,986 | -64.73 |
| CHILE | 97,732 | 120,964 | 23.77 | 299,146 | 358,532 | 19.85 |
| VENEZUELA | 23,911 | 48,373 | 102.3 | 58,581 | 137,452 | 134.64 |
| ARGENTINA | 77,558 | 111,603 | 43.9 | 185,189 | 262,186 | 41.58 |
| BRAZIL | 108,167 | 193,105 | 78.52 | 220,889 | 575,447 | 160.51 |
| COLOMBIA | 24,100 | 41,221 | 71.04 | 29,747 | 126,405 | 324.93 |
| BOLIVIA | 0 | 4,368 | - | 0 | 19,012 | - |
| URUGUAY | 13,591 | 3,722 | -72.61 | 26,735 | 21,729 | -18.72 |
| PARAGUAY | 4,084 | 3,495 | -14.42 | 5,627 | 5,910 | 5.03 |
| ECUADOR | 20,261 | 23,078 | 13.9 | 81,440 | 75,854 | -6.86 |
| PERU | 44,145 | 56,115 | 27.12 | 128,103 | 166,334 | 29.84 |
| GUYANA | 5,203 | 4,155 | -20.14 | 9,504 | 10,508 | 10.56 |
| TRINIDAD AND TOBAGO | 27,808 | 11,753 | -57.74 | 61,355 | 32,138 | -47.62 |
| BAHAMAS | 14,149 | 17,372 | 22.78 | 25,363 | 30,318 | 19.54 |
| JAMAICA | 3,140 | 39,266 | 1150.51 | 3,140 | 97,168 | 2994.52 |
| PUERTO RICO | 236,754 | 107,025 | -54.79 | 562,850 | 241,377 | -57.12 |
| BELIZE | 0 | 13,078 | - | 0 | 41,500 | - |
| DOMINICAN REPUBLIC | 182,286 | 200,128 | 9.79 | 495,195 | 650,725 | 31.41 |
| EL SALVADOR | 6,225 | 14,519 | 133.24 | 22,465 | 38,474 | 71.26 |

TABEL 5. PERKEMBANGAN EKSPOR INDONESIA MENURUT KOMODITI DAN NEGARA TUJUAN

| JENIS BARANG | BERAT BERSIH (KG) | | PERUB | NILAI FOB (US \$) | | PERUB |
|-------------------------------|--------------------|--------------------|--------------|----------------------|----------------------|--------------|
| | JAN-SEP 2005 | JAN-SEP 2006 | % | JAN-SEP 2005 | JAN-SEP 2006 | % |
| (1) | (2) | (3) | (4) | (5) | (6) | (7) |
| COSTA RICA | 56,806 | 74,594 | 31.31 | 114,653 | 129,300 | 12.78 |
| HAITI | 2,635 | 0 | -100 | 9,974 | 0 | -100 |
| BARBADOS | 19,651 | 50,952 | 159.28 | 26,088 | 91,432 | 250.48 |
| ARUBA | 11,497 | 28,191 | 145.2 | 17,403 | 36,826 | 111.61 |
| BERMUDA | 1,382 | 0 | -100 | 7,605 | 0 | -100 |
| DOMINICA | 74,619 | 10,372 | -86.1 | 190,621 | 20,417 | -89.29 |
| FRENCH GUIANA | 28,475 | 54,886 | 92.75 | 80,133 | 135,028 | 68.5 |
| FRENCH POLYNESIA | 170,912 | 86,559 | -49.35 | 127,862 | 141,336 | 10.54 |
| GRENADA | 7,202 | 6,574 | -8.72 | 21,685 | 19,852 | -8.45 |
| MARTINIQUE | 117,684 | 136,299 | 15.82 | 297,628 | 299,783 | 0.72 |
| NETHERLANDS ANTILLES | 56,003 | 92,651 | 65.44 | 152,330 | 176,579 | 15.92 |
| NORFOLK ISLANDS | 3,840 | 0 | -100 | 6,930 | 0 | -100 |
| SAINT LUCIA | 7,128 | 4,449 | -37.58 | 16,519 | 10,882 | -34.12 |
| TURKS AND CAICOS ISLANDS | 1,717 | 0 | -100 | 7,251 | 0 | -100 |
| GUADELOUPE | 292,944 | 263,128 | -10.18 | 547,021 | 558,611 | 2.12 |
| UNITED KINGDOM | 6,840,327 | 6,191,692 | -9.48 | 26,576,345 | 20,732,592 | -21.99 |
| NETHERLANDS | 5,842,228 | 5,580,461 | -4.48 | 17,044,309 | 16,263,386 | -4.58 |
| FRANCE | 3,086,190 | 3,892,979 | 26.14 | 9,129,661 | 8,855,595 | -3 |
| GERMANY, FED. REP. OF | 12,126,361 | 11,350,478 | -6.4 | 34,723,375 | 30,750,582 | -11.44 |
| AUSTRIA | 360,405 | 379,615 | 5.33 | 1,621,235 | 786,328 | -51.5 |
| BELGIUM | 3,250,261 | 3,858,354 | 18.71 | 10,433,461 | 12,202,709 | 16.96 |
| SWITZERLAND | 152,421 | 330,471 | 116.81 | 781,638 | 612,214 | -21.68 |
| DENMARK | 1,011,933 | 730,334 | -27.83 | 2,883,678 | 2,234,773 | -22.5 |
| NORWAY | 367,087 | 296,804 | -19.15 | 948,147 | 803,555 | -15.25 |
| SWEDEN | 764,808 | 767,596 | 0.36 | 3,062,156 | 2,294,253 | -25.08 |
| FINLAND | 1,058,495 | 763,412 | -27.88 | 4,015,419 | 1,779,075 | -55.69 |
| IRELAND | 425,662 | 207,539 | -51.24 | 748,667 | 497,043 | -33.61 |
| ITALY | 5,619,297 | 6,193,070 | 10.21 | 14,028,651 | 14,443,152 | 2.95 |
| SPAIN | 4,055,368 | 5,171,848 | 27.53 | 10,361,628 | 12,834,650 | 23.87 |
| PORTUGAL | 351,677 | 495,644 | 40.94 | 1,108,114 | 1,033,156 | -6.76 |
| ICELAND | 18,383 | 9,629 | -47.62 | 20,204 | 21,199 | 4.92 |
| GREECE | 1,959,476 | 2,060,891 | 5.18 | 5,351,180 | 4,925,231 | -7.96 |
| CZECHOSLOVAKIA | 43,640 | 0 | -100 | 38,500 | 0 | -100 |
| HUNGARY | 264,282 | 264,842 | 0.21 | 627,217 | 709,917 | 13.19 |
| POLAND | 684,435 | 926,390 | 35.35 | 2,103,510 | 2,481,931 | 17.99 |
| ROMANIA | 218,086 | 288,077 | 32.09 | 498,480 | 698,737 | 40.17 |
| BULGARIA | 180,534 | 75,514 | -58.17 | 220,087 | 185,152 | -15.87 |
| YUGOSLAVIA | 51,249 | 43,392 | -15.33 | 83,509 | 62,613 | -25.02 |
| ARMENIA | 4,450 | 3,600 | -19.1 | 13,884 | 12,849 | -7.45 |
| AZERBAIJAN | 0 | 3,300 | - | 0 | 10,876 | - |
| BELARUS | 7,547 | 12,260 | 62.45 | 24,195 | 28,125 | 16.24 |
| KAZAKHSTAN | 17,921 | 44,099 | 146.07 | 46,829 | 113,291 | 141.92 |
| KYRGYZSTAN | 0 | 3,879 | - | 0 | 2,946 | - |
| MOLDOVA, REPUBLIC OF | 0 | 4,139 | - | 0 | 7,396 | - |
| UKRAINE | 96,542 | 247,815 | 156.69 | 303,179 | 707,190 | 133.26 |
| LITHUANIA | 3,300 | 23,175 | 602.27 | 6,462 | 75,085 | 1061.95 |
| LATVIA | 47,046 | 78,765 | 67.42 | 120,191 | 238,194 | 98.18 |
| ESTONIA | 29,476 | 64,715 | 119.55 | 86,573 | 137,621 | 58.97 |
| GEORGIA | 3,164 | 3,896 | 23.14 | 5,800 | 12,986 | 123.9 |
| CROATIA | 241,231 | 144,446 | -40.12 | 414,925 | 313,139 | -24.53 |
| BOSNIA AND HERZEGOVINA | 0 | 9,590 | - | 0 | 21,954 | - |
| MALTA | 16,221 | 7,362 | -54.61 | 41,968 | 21,543 | -48.67 |
| SLOVAKIA | 87,878 | 66,321 | -24.53 | 672,674 | 343,493 | -48.94 |
| SLOVENIA | 176,681 | 259,372 | 46.8 | 403,123 | 530,024 | 31.48 |
| CZECH REPUBLIC | 202,759 | 334,869 | 65.16 | 398,226 | 678,401 | 70.36 |
| REP. OF MACEDONIA | 0 | 1,476 | - | 0 | 6,653 | - |
| RUSSIA FEDERATION | 425,908 | 916,797 | 115.26 | 1,617,829 | 3,214,964 | 98.72 |
| -DARI BAHAN LAINNYA | 559,289,154 | 550,429,896 | -1.58 | 1,131,893,872 | 1,106,699,970 | -2.23 |
| JAPAN | 62,386,596 | 65,611,914 | 5.17 | 104,887,877 | 110,216,631 | 5.08 |
| HONG KONG | 1,729,642 | 1,252,385 | -27.59 | 2,732,492 | 1,675,312 | -38.69 |
| KOREA, DEMOCRATIC PEOPLE'S RI | 0 | 19,435 | - | 0 | 23,722 | - |
| KOREA, REPUBLIC OF | 9,534,409 | 10,385,720 | 8.93 | 14,086,314 | 17,877,678 | 26.92 |
| TAIWAN | 6,494,785 | 6,066,821 | -6.59 | 9,014,535 | 10,254,087 | 13.75 |
| CHINA | 5,775,306 | 9,853,957 | 70.62 | 5,326,532 | 6,406,545 | 20.28 |
| MONGOLIA | 1,683 | 0 | -100 | 8,166 | 0 | -100 |
| MACAU | 5,912 | 104 | -98.24 | 13,528 | 510 | -96.23 |
| PAPUA NEW GUINEA | 2,141 | 24,554 | 1046.85 | 2,161 | 43,197 | 1898.94 |
| THAILAND | 767,856 | 754,449 | -1.75 | 1,310,047 | 1,104,231 | -15.71 |
| SINGAPORE | 8,270,100 | 10,634,597 | 28.59 | 12,987,452 | 12,817,192 | -1.31 |
| PHILIPPINES | 1,953,153 | 1,641,908 | -15.94 | 1,163,826 | 931,147 | -19.99 |
| MALAYSIA | 13,966,316 | 16,327,268 | 16.9 | 15,289,064 | 17,240,079 | 12.76 |
| MYANMAR (FORM. BURMA) | 24,384 | 8,628 | -64.62 | 31,865 | 9,920 | -68.87 |

TABEL 5. PERKEMBANGAN EKSPOR INDONESIA MENURUT KOMODITI DAN NEGARA TUJUAN

| JENIS BARANG | BERAT BERSIH (KG) | | PERUB | NILAI FOB (US \$) | | PERUB |
|------------------------------|-------------------|--------------|---------|-------------------|--------------|--------|
| | JAN-SEP 2005 | JAN-SEP 2006 | % | JAN-SEP 2005 | JAN-SEP 2006 | % |
| (1) | (2) | (3) | (4) | (5) | (6) | (7) |
| CAMBODIA | 32,288 | 6,506 | -79.85 | 10,006 | 4,365 | -56.38 |
| BRUNEI DARUSSALAM | 305,689 | 166,389 | -45.57 | 338,079 | 160,214 | -52.61 |
| NEPAL | 7,219 | 0 | -100 | 7,951 | 0 | -100 |
| VIET NAM | 211,967 | 679,061 | 220.36 | 630,589 | 764,872 | 21.29 |
| MALDIVES | 1,145,419 | 1,671,835 | 45.96 | 2,057,578 | 2,686,089 | 30.55 |
| INDIA | 1,369,268 | 1,930,234 | 40.97 | 1,734,312 | 2,030,967 | 17.11 |
| PAKISTAN | 83,660 | 76,862 | -8.13 | 68,012 | 88,190 | 29.67 |
| BANGLADESH | 145,534 | 99,569 | -31.58 | 131,514 | 76,084 | -42.15 |
| SRI LANKA | 697,921 | 555,760 | -20.37 | 1,109,834 | 778,287 | -29.87 |
| AFGHANISTAN | 359,227 | 520,966 | 45.02 | 299,492 | 369,511 | 23.38 |
| IRAQ | 0 | 171,862 | - | 0 | 127,093 | - |
| IRAN (ISLAMIC REPUBLIC OF) | 737,954 | 406,743 | -44.88 | 830,295 | 563,892 | -32.09 |
| SAUDI ARABIA | 3,310,004 | 2,684,248 | -18.9 | 2,843,246 | 2,309,157 | -18.78 |
| KUWAIT | 4,138,749 | 2,452,497 | -40.74 | 3,487,252 | 2,385,140 | -31.6 |
| JORDAN | 711,102 | 590,174 | -17.01 | 653,307 | 726,948 | 11.27 |
| LEBANON | 669,183 | 564,903 | -15.58 | 794,313 | 798,504 | 0.53 |
| YEMEN | 291,812 | 438,944 | 50.42 | 296,010 | 446,560 | 50.86 |
| OMAN | 747,874 | 729,674 | -2.43 | 665,984 | 530,699 | -20.31 |
| SYRIA ARAB REPUBLIC | 219 | 3,011 | 1274.89 | 1,234 | 10,495 | 750.49 |
| TURKEY | 2,197,727 | 2,288,413 | 4.13 | 5,229,787 | 5,329,006 | 1.9 |
| UNITED ARAB EMIRATES | 23,464,417 | 23,139,432 | -1.39 | 20,318,442 | 17,209,770 | -15.3 |
| QATAR | 279,278 | 248,762 | -10.93 | 566,029 | 740,503 | 30.82 |
| BAHRAIN | 491,653 | 671,050 | 36.49 | 519,226 | 890,852 | 71.57 |
| CYPRUS | 471,184 | 572,138 | 21.43 | 1,052,544 | 1,233,099 | 17.15 |
| EGYPT | 602,865 | 741,053 | 22.92 | 703,323 | 816,084 | 16.03 |
| LIBYAN ARAB JAMAHIRIYA | 486,843 | 650,942 | 33.71 | 526,930 | 692,536 | 31.43 |
| MOROCCO | 2,339,108 | 1,178,157 | -49.63 | 1,663,267 | 1,023,234 | -38.48 |
| TUNISIA | 127,107 | 52,804 | -58.46 | 164,755 | 249,787 | 51.61 |
| ALGERIA | 210,070 | 307,903 | 46.57 | 188,480 | 251,760 | 33.57 |
| SUDAN | 1,770,546 | 1,777,192 | 0.38 | 1,483,065 | 1,401,775 | -5.48 |
| ERITREA | 18,541 | 0 | -100 | 16,436 | 0 | -100 |
| NAMIBIA | 26,374 | 49,943 | 89.36 | 39,500 | 60,710 | 53.7 |
| ETHIOPIA | 37,584 | 67,842 | 80.51 | 32,169 | 73,716 | 129.15 |
| TANZANIA, UNITED REPUBLIC OF | 377,090 | 624,642 | 65.65 | 365,192 | 623,481 | 70.73 |
| MADAGASCAR | 39,371 | 43,145 | 9.59 | 49,958 | 49,467 | -0.98 |
| KENYA | 482,966 | 433,184 | -10.31 | 547,560 | 281,499 | -48.59 |
| REUNION | 1,350,887 | 1,637,482 | 21.22 | 2,112,971 | 2,603,768 | 23.23 |
| MOZAMBIQUE | 26,139 | 30,553 | 16.89 | 51,689 | 68,639 | 32.79 |
| BOTSWANA | 52,794 | 48,108 | -8.88 | 44,055 | 53,224 | 20.81 |
| EQUATORIAL GUINEA | 17,575 | 12,611 | -28.24 | 12,795 | 13,055 | 2.03 |
| TOGO | 6,580 | 18,962 | 188.18 | 7,470 | 21,320 | 185.41 |
| GHANA | 114,521 | 43,073 | -62.39 | 120,906 | 49,741 | -58.86 |
| GUINEA | 6,870 | 3,985 | -41.99 | 8,659 | 26,190 | 202.46 |
| ANGOLA | 105,093 | 205,291 | 95.34 | 66,631 | 148,701 | 123.17 |
| CONGO | 63,031 | 75,251 | 19.39 | 73,170 | 96,081 | 31.31 |
| CAMEROON | 46,163 | 89,836 | 94.61 | 38,802 | 95,044 | 144.95 |
| NIGERIA | 331,881 | 165,941 | -50 | 172,994 | 189,582 | 9.59 |
| SIERRA LEONE | 0 | 18,214 | - | 0 | 18,676 | - |
| GABON | 30,758 | 90,606 | 194.58 | 52,710 | 116,334 | 120.71 |
| COTE D'IVOIRE | 42,336 | 26,184 | -38.15 | 25,762 | 26,588 | 3.21 |
| SENEGAL | 69,139 | 2,594 | -96.25 | 93,965 | 5,456 | -94.19 |
| MAURITANIA | 7,828 | 21,758 | 177.95 | 11,771 | 34,749 | 195.21 |
| MALI | 0 | 45,244 | - | 0 | 13,228 | - |
| BENIN | 183,326 | 266,134 | 45.17 | 216,817 | 337,893 | 55.84 |
| U.S. VIRGIN ISLANDS | 65,597 | 92,464 | 40.96 | 133,099 | 310,057 | 132.95 |
| SEYCHELLES | 190,099 | 137,210 | -27.82 | 398,110 | 290,394 | -27.06 |
| UGANDA | 85,422 | 73,820 | -13.58 | 69,910 | 67,441 | -3.53 |
| CENTRAL AFRICAN REPUBLIC | 4,999 | 0 | -100 | 2,225 | 0 | -100 |
| NIGER | 0 | 11,587 | - | 0 | 16,786 | - |
| DJIBOUTI | 247,750 | 543,229 | 119.26 | 122,629 | 368,479 | 200.48 |
| SAO TOME AND PRINCIPE | 0 | 6,635 | - | 0 | 11,497 | - |
| SOUTH AFRICA | 4,029,766 | 4,240,735 | 5.24 | 5,536,963 | 6,201,970 | 12.01 |
| ZAMBIA | 0 | 245,313 | - | 0 | 157,117 | - |
| MAURITIUS | 441,992 | 368,967 | -16.52 | 554,881 | 479,233 | -13.63 |
| RWANDA | 159,071 | 148,776 | -6.47 | 146,252 | 153,493 | 4.95 |
| VIRGIN ISLANDS (BRITISH) | 71,251 | 19,794 | -72.22 | 133,230 | 39,081 | -70.67 |
| AUSTRALIA | 23,197,185 | 24,003,753 | 3.48 | 37,111,958 | 37,729,015 | 1.66 |
| NEW ZEALAND | 2,653,631 | 2,426,937 | -8.54 | 4,578,163 | 4,068,759 | -11.13 |
| MICRONESIA, FEDERATED STATES | 31,187 | 2,199 | -92.95 | 46,878 | 4,950 | -89.44 |
| GUAM | 134,235 | 141,610 | 5.49 | 254,576 | 355,607 | 39.69 |
| PALAU | 38,085 | 821 | -97.84 | 103,301 | 917 | -99.11 |
| NEW CALEDONIA | 692,339 | 719,827 | 3.97 | 994,999 | 1,270,979 | 27.74 |
| NORTHERN MARIANA ISLANDS | 63,173 | 5,226 | -91.73 | 141,737 | 4,617 | -96.74 |

TABEL 5. PERKEMBANGAN EKSPOR INDONESIA MENURUT KOMODITI DAN NEGARA TUJUAN

| JENIS BARANG | BERAT BERSIH (KG) | | PERUB | NILAI FOB (US \$) | | PERUB |
|-------------------------------|-------------------|--------------|--------|-------------------|--------------|--------|
| | JAN-SEP 2005 | JAN-SEP 2006 | % | JAN-SEP 2005 | JAN-SEP 2006 | % |
| | (1) | (2) | (3) | (4) | (5) | (6) |
| SAINT VINCENT AND THE GRENADI | 60,072 | 22,594 | -62.39 | 74,144 | 40,892 | -44.85 |
| VANUATU | 11,384 | 46,374 | 307.36 | 10,896 | 39,947 | 266.62 |
| WALLIS AND FUTUNA ISLANDS | 3,022 | 14,628 | 384.05 | 4,362 | 15,080 | 245.71 |
| AMERICAN SAMOA | 429,967 | 5,530 | -98.71 | 1,558,556 | 4,960 | -99.68 |
| COOK ISLANDS | 24,961 | 35,760 | 43.26 | 67,229 | 71,681 | 6.62 |
| FIJI | 262,774 | 306,809 | 16.76 | 473,226 | 599,908 | 26.77 |
| MARSHALL ISLANDS | 5,300 | 2,059 | -61.15 | 16,985 | 2,440 | -85.63 |
| SAMOA | 8,340 | 0 | -100 | 18,332 | 0 | -100 |
| SOLOMON ISLANDS | 0 | 814 | - | 0 | 1,384 | - |
| TONGA | 1,709 | 1,626 | -4.86 | 1,730 | 1,874 | 8.32 |
| UNITED STATES MINOR OUTLYING | 19 | 0 | -100 | 39 | 0 | -100 |
| EAST TIMOR | 47,425 | 82,256 | 73.44 | 106,595 | 156,509 | 46.83 |
| UNITED STATES | 136,030,575 | 138,400,424 | 1.74 | 369,384,250 | 383,968,926 | 3.95 |
| CANADA | 7,991,716 | 8,083,096 | 1.14 | 19,760,991 | 18,766,830 | -5.03 |
| MEXICO | 1,050,554 | 1,169,342 | 11.31 | 1,740,690 | 2,672,201 | 53.51 |
| GUATEMALA | 45,896 | 92,117 | 100.71 | 88,670 | 157,745 | 77.9 |
| HONDURAS | 14,805 | 18,882 | 27.54 | 15,610 | 22,045 | 41.22 |
| NICARAGUA | 0 | 7,921 | - | 0 | 6,967 | - |
| PANAMA | 436,560 | 399,596 | -8.47 | 789,287 | 779,759 | -1.21 |
| CUBA | 26,722 | 17,332 | -35.14 | 55,621 | 29,720 | -46.57 |
| SURINAME | 44,255 | 56,759 | 28.25 | 61,925 | 77,454 | 25.08 |
| CHILE | 256,141 | 267,529 | 4.45 | 509,633 | 415,432 | -18.48 |
| VENEZUELA | 68,093 | 140,823 | 106.81 | 151,655 | 266,743 | 75.89 |
| ARGENTINA | 523,053 | 360,256 | -31.12 | 883,081 | 769,645 | -12.85 |
| BRAZIL | 361,661 | 274,676 | -24.05 | 811,006 | 462,878 | -42.93 |
| COLOMBIA | 117,558 | 171,754 | 46.1 | 179,143 | 318,922 | 78.03 |
| BOLIVIA | 28,817 | 17,081 | -40.73 | 40,084 | 36,521 | -8.89 |
| URUGUAY | 28,525 | 34,973 | 22.6 | 59,500 | 81,354 | 36.73 |
| PARAGUAY | 8,475 | 2,268 | -73.24 | 9,009 | 1,691 | -81.23 |
| ECUADOR | 20,924 | 106,155 | 407.34 | 57,704 | 124,527 | 115.8 |
| PERU | 49,133 | 15,831 | -67.78 | 100,524 | 17,805 | -82.29 |
| GUYANA | 30,858 | 11,618 | -62.35 | 32,516 | 11,501 | -64.63 |
| TRINIDAD AND TOBAGO | 90,576 | 148,850 | 64.34 | 87,530 | 166,124 | 89.79 |
| BAHAMAS | 70,499 | 101,138 | 43.46 | 175,850 | 178,649 | 1.59 |
| JAMAICA | 146,514 | 187,529 | 27.99 | 248,717 | 316,382 | 27.21 |
| PUERTO RICO | 846,186 | 768,270 | -9.21 | 2,008,726 | 1,760,249 | -12.37 |
| BELIZE | 18,947 | 30,534 | 61.15 | 39,056 | 22,098 | -43.42 |
| DOMINICAN REPUBLIC | 562,805 | 650,068 | 15.51 | 864,034 | 1,139,839 | 31.92 |
| EL SALVADOR | 105,852 | 32,556 | -69.24 | 106,223 | 65,701 | -38.15 |
| COSTA RICA | 191,931 | 140,537 | -26.78 | 265,214 | 216,117 | -18.51 |
| HAITI | 3,747 | 4,721 | 25.99 | 4,526 | 3,201 | -29.28 |
| BARBADOS | 116,922 | 122,641 | 4.89 | 165,492 | 265,269 | 60.29 |
| ANTIGUA AND BARBUDA | 33,476 | 73,464 | 119.45 | 91,481 | 144,667 | 58.14 |
| ANGUILLA | 12,744 | 6,963 | -45.36 | 50,832 | 21,648 | -57.41 |
| ARUBA | 97,592 | 175,844 | 80.18 | 236,176 | 319,076 | 35.1 |
| BERMUDA | 13,477 | 20,534 | 52.36 | 68,060 | 79,074 | 16.18 |
| CAPE VERDE | 88,472 | 0 | -100 | 76,368 | 0 | -100 |
| CAYMAN ISLANDS | 200,282 | 30,218 | -84.91 | 175,706 | 42,320 | -75.91 |
| DOMINICA | 42,180 | 7,751 | -81.62 | 69,722 | 31,044 | -55.47 |
| FALKLAND ISLANDS (MALVINAS) | 7,374 | 8,048 | 9.14 | 23,917 | 26,330 | 10.09 |
| FRENCH GUIANA | 92,685 | 87,918 | -5.14 | 132,471 | 163,349 | 23.31 |
| FRENCH POLYNESIA | 926,094 | 739,482 | -20.15 | 1,443,871 | 1,013,458 | -29.81 |
| GRENADA | 1,912 | 2,004 | 4.81 | 8,702 | 3,506 | -59.71 |
| MARTINIQUE | 254,680 | 328,489 | 28.98 | 373,326 | 428,942 | 14.9 |
| NETHERLANDS ANTILLES | 249,184 | 313,019 | 25.62 | 430,644 | 683,998 | 58.83 |
| NORFOLK ISLANDS | 0 | 18,780 | - | 0 | 32,368 | - |
| SAINT LUCIA | 37,842 | 66,290 | 75.18 | 126,218 | 222,873 | 76.58 |
| SAN MARINO | 0 | 3,744 | - | 0 | 16,576 | - |
| TURKS AND CAICOS ISLANDS | 55,033 | 48,802 | -11.32 | 82,531 | 121,551 | 47.28 |
| GUADELOUPE | 382,764 | 503,467 | 31.53 | 578,282 | 726,147 | 25.57 |
| SAINT KITTS AND NEVIS | 6,864 | 2,718 | -60.4 | 9,110 | 3,860 | -57.63 |
| UNITED KINGDOM | 32,099,001 | 36,722,777 | 14.4 | 68,402,187 | 58,626,994 | -14.29 |
| NETHERLANDS | 32,030,150 | 30,684,750 | -4.2 | 71,712,887 | 69,128,148 | -3.6 |
| FRANCE | 28,446,260 | 25,640,682 | -9.86 | 63,288,348 | 58,031,691 | -8.31 |
| GERMANY, FED. REP. OF | 17,857,053 | 17,930,553 | 0.41 | 43,575,046 | 42,741,619 | -1.91 |
| AUSTRIA | 498,665 | 397,714 | -20.24 | 1,253,554 | 1,131,607 | -9.73 |
| BELGIUM | 18,463,740 | 17,416,949 | -5.67 | 48,721,000 | 46,909,111 | -3.72 |
| SWITZERLAND | 391,076 | 680,851 | 74.1 | 1,403,581 | 1,968,712 | 40.26 |
| LUXEMBOURG | 13,760 | 16,679 | 21.21 | 18,325 | 90,512 | 393.93 |
| DENMARK | 6,625,427 | 5,662,600 | -14.53 | 18,204,811 | 17,010,818 | -6.56 |
| NORWAY | 724,811 | 1,384,208 | 90.98 | 1,975,147 | 3,493,725 | 76.88 |
| SWEDEN | 4,755,470 | 4,247,654 | -10.68 | 9,899,660 | 9,606,763 | -2.96 |
| FINLAND | 1,078,037 | 1,301,106 | 20.69 | 1,970,269 | 2,717,508 | 37.93 |

TABEL 5. PERKEMBANGAN EKSPOR INDONESIA MENURUT KOMODITI DAN NEGARA TUJUAN

| JENIS BARANG | BERAT BERSIH (KG) | | PERUB | NILAI FOB (US \$) | | PERUB |
|-------------------------------|----------------------|----------------------|-------------|--------------------|--------------------|--------------|
| | JAN-SEP 2005 | JAN-SEP 2006 | % | JAN-SEP 2005 | JAN-SEP 2006 | % |
| (1) | (2) | (3) | (4) | (5) | (6) | (7) |
| IRELAND | 2,685,648 | 3,369,166 | 25.45 | 5,778,345 | 7,243,621 | 25.36 |
| ITALY | 36,476,212 | 15,432,820 | -57.69 | 61,745,488 | 32,629,229 | -47.16 |
| SPAIN | 23,535,317 | 21,702,137 | -7.79 | 45,171,351 | 42,998,538 | -4.81 |
| PORTUGAL | 1,062,422 | 1,367,707 | 28.73 | 1,986,042 | 2,008,076 | 1.11 |
| ICELAND | 59,655 | 48,055 | -19.45 | 173,665 | 99,563 | -42.67 |
| GREECE | 2,775,200 | 2,547,279 | -8.21 | 6,149,382 | 5,271,575 | -14.27 |
| CZECHOSLOVAKIA | 101,533 | 55,816 | -45.03 | 77,956 | 60,980 | -21.78 |
| HUNGARY | 387,693 | 475,483 | 22.64 | 690,666 | 633,011 | -8.35 |
| POLAND | 690,486 | 780,963 | 13.1 | 1,264,007 | 1,351,296 | 6.91 |
| ROMANIA | 79,028 | 61,445 | -22.25 | 167,059 | 78,357 | -53.1 |
| BULGARIA | 143,426 | 90,710 | -36.75 | 43,836 | 139,914 | 219.18 |
| YUGOSLAVIA | 54,274 | 41,688 | -23.19 | 77,863 | 120,779 | 55.12 |
| ALBANIA | 0 | 3,432 | - | 0 | 1,430 | - |
| ARMENIA | 19,100 | 20,162 | 5.56 | 19,090 | 20,651 | 8.18 |
| AZERBAIJAN | 5,115 | 0 | -100 | 9,760 | 0 | -100 |
| BELARUS | 0 | 399 | - | 0 | 386 | - |
| KAZAKHSTAN | 2,700 | 5,686 | 110.59 | 5,158 | 25,194 | 388.45 |
| MOLDOVA, REPUBLIC OF | 0 | 1,373 | - | 0 | 1,024 | - |
| UKRAINE | 105,625 | 313,870 | 197.16 | 319,516 | 588,012 | 84.03 |
| LITHUANIA | 9,800 | 46,706 | 376.59 | 34,641 | 89,945 | 159.65 |
| LATVIA | 81,659 | 110,511 | 35.33 | 143,284 | 294,734 | 105.7 |
| ESTONIA | 107,629 | 200,707 | 86.48 | 142,643 | 326,337 | 128.78 |
| GEORGIA | 22,322 | 14,467 | -35.19 | 59,564 | 22,838 | -61.66 |
| CROATIA | 352,649 | 507,012 | 43.77 | 657,454 | 924,288 | 40.59 |
| MALTA | 165,900 | 118,101 | -28.81 | 358,147 | 253,866 | -29.12 |
| SLOVAKIA | 44,713 | 80,554 | 80.16 | 53,870 | 57,624 | 6.97 |
| SLOVENIA | 221,964 | 302,444 | 36.26 | 502,619 | 537,025 | 6.85 |
| CZECH REPUBLIC | 314,600 | 352,812 | 12.15 | 609,432 | 728,006 | 19.46 |
| RUSSIA FEDERATION | 294,307 | 332,296 | 12.91 | 502,833 | 765,448 | 52.23 |
| -AN ORGANIK | 1,208,561,927 | 1,224,892,791 | 1.35 | 292,786,072 | 357,667,031 | 22.16 |
| JAPAN | 126,829,798 | 195,120,593 | 53.84 | 30,075,357 | 60,851,730 | 102.33 |
| HONG KONG | 710,431 | 833,588 | 17.34 | 200,071 | 165,830 | -17.11 |
| KOREA, DEMOCRATIC PEOPLE'S RI | 0 | 15,024,261 | - | 0 | 4,845,624 | - |
| KOREA, REPUBLIC OF | 136,402,934 | 196,501,100 | 44.06 | 32,333,009 | 52,409,662 | 62.09 |
| TAIWAN | 341,190,909 | 355,674,331 | 4.24 | 75,881,076 | 97,444,115 | 28.42 |
| CHINA | 58,566,217 | 35,935,934 | -38.64 | 18,163,318 | 17,055,119 | -6.1 |
| PAPUA NEW GUINEA | 230,000 | 145,733 | -36.64 | 35,410 | 27,786 | -21.53 |
| THAILAND | 123,795,625 | 64,942,776 | -47.54 | 28,481,641 | 21,718,400 | -23.75 |
| SINGAPORE | 22,659,456 | 34,326,571 | 51.49 | 8,957,850 | 11,659,481 | 30.16 |
| PHILIPPINES | 78,636,224 | 44,347,244 | -43.6 | 18,850,260 | 10,332,615 | -45.19 |
| MALAYSIA | 54,029,357 | 64,259,224 | 18.93 | 14,784,876 | 21,297,471 | 44.05 |
| MYANMAR (FORM. BURMA) | 547,991 | 1,509,926 | 175.54 | 152,190 | 439,123 | 188.54 |
| CAMBODIA | 0 | 1,910 | - | 0 | 16,020 | - |
| BRUNEI DARUSSALAM | 550,000 | 6,046,000 | 999.27 | 71,882 | 745,580 | 937.23 |
| VIET NAM | 34,261,338 | 43,772,898 | 27.76 | 10,269,002 | 15,424,298 | 50.2 |
| MALDIVES | 40,453 | 7,583 | -81.25 | 4,872 | 1,125 | -76.91 |
| INDIA | 112,759,501 | 55,566,491 | -50.72 | 26,858,856 | 14,291,226 | -46.79 |
| PAKISTAN | 1,629,721 | 1,164,852 | -28.52 | 336,433 | 347,756 | 3.37 |
| BANGLADESH | 7,343,297 | 14,481,520 | 97.21 | 1,237,495 | 2,040,350 | 64.88 |
| SRI LANKA | 4,533,678 | 3,837,935 | -15.35 | 1,143,063 | 1,284,056 | 12.33 |
| IRAN (ISLAMIC REPUBLIC OF) | 697 | 0 | -100 | 1,450 | 0 | -100 |
| SAUDI ARABIA | 162,047 | 674,734 | 316.38 | 109,745 | 468,870 | 327.24 |
| TURKEY | 197,474 | 81,030 | -58.97 | 111,197 | 66,782 | -39.94 |
| UNITED ARAB EMIRATES | 8,211 | 18,861 | 129.7 | 39,801 | 32,536 | -18.25 |
| EGYPT | 20,000 | 46,200 | 131 | 2,200 | 39,222 | 1682.82 |
| SUDAN | 42,900 | 107,250 | 150 | 7,722 | 18,662 | 141.67 |
| TANZANIA, UNITED REPUBLIC OF | 0 | 1,752,551 | - | 0 | 155,892 | - |
| MADAGASCAR | 0 | 384,500 | - | 0 | 54,875 | - |
| KENYA | 12,000 | 859,000 | 7058.33 | 16,140 | 94,631 | 486.31 |
| GUINEA | 0 | 44,000 | - | 0 | 6,424 | - |
| NIGERIA | 1,420 | 28,477 | 1905.42 | 2,438 | 61,406 | 2418.7 |
| SOUTH AFRICA | 1,763,619 | 2,405,851 | 36.42 | 540,884 | 777,241 | 43.7 |
| MAURITIUS | 3,637,559 | 3,293,100 | -9.47 | 422,936 | 338,345 | -20 |
| AUSTRALIA | 67,432,515 | 54,372,681 | -19.37 | 15,921,933 | 15,201,044 | -4.53 |
| NEW ZEALAND | 279,216 | 861,787 | 208.65 | 217,531 | 688,908 | 216.69 |
| FIJI | 5,627 | 246 | -95.63 | 621 | 2,670 | 329.95 |
| EAST TIMOR | 32 | 424 | 1225 | 23 | 226 | 882.61 |
| UNITED STATES | 24,613,001 | 21,197,271 | -13.88 | 5,595,200 | 4,865,872 | -13.03 |
| CANADA | 39,020 | 22,000 | -43.62 | 11,679 | 11,000 | -5.81 |
| GUATEMALA | 0 | 20,000 | - | 0 | 9,000 | - |
| VENEZUELA | 227 | 0 | -100 | 1,455 | 0 | -100 |
| BRAZIL | 0 | 27,721 | - | 0 | 4,788 | - |

TABEL 5. PERKEMBANGAN EKSPOR INDONESIA MENURUT KOMODITI DAN NEGARA TUJUAN

| JENIS BARANG | BERAT BERSIH (KG) | | PERUB | NILAI FOB (US \$) | | PERUB |
|------------------------------|----------------------|----------------------|--------------|----------------------|----------------------|-------------|
| | JAN-SEP 2005 | JAN-SEP 2006 | % | JAN-SEP 2005 | JAN-SEP 2006 | % |
| (1) | (2) | (3) | (4) | (5) | (6) | (7) |
| UNITED KINGDOM | 270,311 | 474,081 | 75.38 | 86,059 | 180,925 | 110.23 |
| NETHERLANDS | 151,248 | 112,266 | -25.77 | 94,410 | 60,882 | -35.51 |
| FRANCE | 924,319 | 531,319 | -42.52 | 268,937 | 262,998 | -2.21 |
| GERMANY, FED. REP. OF | 562,151 | 408,134 | -27.4 | 172,218 | 136,853 | -20.54 |
| AUSTRIA | 0 | 2,969 | - | 0 | 5,392 | - |
| BELGIUM | 955,000 | 887,024 | -7.12 | 281,269 | 365,592 | 29.98 |
| SWITZERLAND | 2,101 | 0 | -100 | 4,618 | 0 | -100 |
| DENMARK | 200,003 | 80,003 | -60 | 61,704 | 28,619 | -53.62 |
| NORWAY | 132,000 | 0 | -100 | 40,101 | 0 | -100 |
| SWEDEN | 65,670 | 50,767 | -22.69 | 69,787 | 126,650 | 81.48 |
| FINLAND | 80,040 | 179,661 | 124.46 | 29,204 | 70,399 | 141.06 |
| ITALY | 1,280,250 | 1,264,407 | -1.24 | 360,612 | 410,527 | 13.84 |
| SPAIN | 383,004 | 376,000 | -1.83 | 110,000 | 128,392 | 16.72 |
| PORTUGAL | 64,000 | 88,000 | 37.5 | 18,165 | 28,864 | 58.9 |
| GREECE | 21,000 | 0 | -100 | 5,250 | 0 | -100 |
| CZECHOSLOVAKIA | 0 | 40,000 | - | 0 | 12,165 | - |
| HUNGARY | 412 | 0 | -100 | 1,980 | 0 | -100 |
| ROMANIA | 0 | 700,000 | - | 0 | 553,000 | - |
| RUSSIA FEDERATION | 537,923 | 6 | -100 | 342,142 | 12 | -100 |
| -ORGANIK | 1,732,582,828 | 1,665,588,087 | -3.87 | 1,151,207,060 | 1,229,558,056 | 6.81 |
| JAPAN | 251,293,318 | 218,093,674 | -13.21 | 100,655,970 | 98,537,492 | -2.1 |
| HONG KONG | 19,854,719 | 9,024,570 | -54.55 | 25,345,701 | 20,995,909 | -17.16 |
| KOREA, REPUBLIC OF | 68,086,955 | 132,902,118 | 95.19 | 44,930,140 | 71,371,526 | 58.85 |
| TAIWAN | 92,322,091 | 60,521,923 | -34.44 | 34,686,689 | 38,592,586 | 11.26 |
| CHINA | 590,407,218 | 440,387,493 | -25.41 | 434,433,957 | 374,630,250 | -13.77 |
| PAPUA NEW GUINEA | 360 | 0 | -100 | 432 | 0 | -100 |
| THAILAND | 107,198,984 | 110,385,669 | 2.97 | 71,756,472 | 71,384,062 | -0.52 |
| SINGAPORE | 20,955,369 | 43,356,892 | 106.9 | 17,491,642 | 42,268,412 | 141.65 |
| PHILIPPINES | 36,050,251 | 28,690,513 | -20.42 | 16,344,485 | 15,314,457 | -6.3 |
| MALAYSIA | 231,647,908 | 243,261,268 | 5.01 | 113,018,627 | 120,683,034 | 6.78 |
| MYANMAR (FORM. BURMA) | 891,826 | 1,390,553 | 55.92 | 841,611 | 777,882 | -7.57 |
| CAMBODIA | 2,820,268 | 1,385,736 | -50.87 | 2,669,599 | 1,674,732 | -37.27 |
| BRUNEI DARUSSALAM | 55,614 | 37,737 | -32.14 | 72,345 | 52,222 | -27.82 |
| NEPAL | 111,456 | 215,310 | 93.18 | 95,840 | 224,794 | 134.55 |
| VIET NAM | 32,099,133 | 35,507,222 | 10.62 | 23,078,126 | 27,825,063 | 20.57 |
| MALDIVES | 0 | 2,841 | - | 0 | 4,761 | - |
| INDIA | 43,894,792 | 76,618,200 | 74.55 | 30,033,992 | 55,765,341 | 85.67 |
| PAKISTAN | 14,800,331 | 7,729,962 | -47.77 | 16,082,058 | 8,735,187 | -45.68 |
| BANGLADESH | 1,806,925 | 4,621,680 | 155.78 | 1,562,359 | 3,234,647 | 107.04 |
| SRI LANKA | 470,282 | 407,800 | -13.29 | 467,897 | 780,049 | 66.71 |
| AFGHANISTAN | 0 | 50,746 | - | 0 | 191,877 | - |
| IRAN (ISLAMIC REPUBLIC OF) | 1,538,200 | 1,980,649 | 28.76 | 1,613,210 | 1,909,868 | 18.39 |
| SAUDI ARABIA | 925,245 | 2,073,666 | 124.12 | 1,897,658 | 3,005,784 | 58.39 |
| KUWAIT | 94,742 | 54,058 | -42.94 | 168,709 | 125,606 | -25.55 |
| JORDAN | 547,688 | 1,203,129 | 119.67 | 621,082 | 890,584 | 43.39 |
| LEBANON | 34,600 | 35,000 | 1.16 | 46,369 | 46,984 | 1.33 |
| YEMEN | 0 | 89,949 | - | 0 | 122,583 | - |
| OMAN | 1,755 | 1,852 | 5.53 | 12,000 | 21,700 | 80.83 |
| SYRIA ARAB REPUBLIC | 209,829 | 204,842 | -2.38 | 323,816 | 284,503 | -12.14 |
| TURKEY | 1,555,756 | 2,819,964 | 81.26 | 1,542,521 | 3,106,507 | 101.39 |
| UNITED ARAB EMIRATES | 963,810 | 2,114,232 | 119.36 | 1,103,993 | 2,326,203 | 110.71 |
| QATAR | 1,796 | 1,330 | -25.95 | 11,567 | 5,507 | -52.39 |
| CYPRUS | 0 | 17,500 | - | 0 | 23,521 | - |
| EGYPT | 2,480,057 | 2,059,727 | -16.95 | 2,146,040 | 2,052,922 | -4.34 |
| MOROCCO | 333,750 | 511,200 | 53.17 | 649,259 | 423,006 | -34.85 |
| TUNISIA | 0 | 20,000 | - | 0 | 12,900 | - |
| ALGERIA | 18,750 | 115,350 | 515.2 | 32,320 | 170,420 | 427.29 |
| SUDAN | 61,600 | 1,951 | -96.83 | 35,272 | 19,912 | -43.55 |
| ERITREA | 1,037 | 0 | -100 | 2,750 | 0 | -100 |
| ETHIOPIA | 17,000 | 3,230 | -81 | 31,450 | 52,173 | 65.89 |
| TANZANIA, UNITED REPUBLIC OF | 271,618 | 212,800 | -21.65 | 134,695 | 91,866 | -31.8 |
| MADAGASCAR | 184,529 | 184,816 | 0.16 | 175,408 | 233,624 | 33.19 |
| SOMALIA | 0 | 978 | - | 0 | 14,990 | - |
| KENYA | 249,283 | 153,754 | -38.32 | 317,981 | 195,253 | -38.6 |
| MOZAMBIQUE | 80,000 | 300,000 | 275 | 64,400 | 184,700 | 186.8 |
| TOGO | 174,361 | 0 | -100 | 177,734 | 0 | -100 |
| GHANA | 1,073,838 | 397,505 | -62.98 | 967,604 | 334,425 | -65.44 |
| GUINEA | 32,640 | 13,455 | -58.78 | 40,725 | 26,910 | -33.92 |
| CAMEROON | 0 | 21,600 | - | 0 | 7,236 | - |
| NIGERIA | 6,878,817 | 7,806,645 | 13.49 | 3,841,814 | 5,012,659 | 30.48 |
| SIERRA LEONE | 239,172 | 229,156 | -4.19 | 236,692 | 248,137 | 4.84 |
| GABON | 16,875 | 0 | -100 | 18,750 | 0 | -100 |

TABEL 5. PERKEMBANGAN EKSPOR INDONESIA MENURUT KOMODITI DAN NEGARA TUJUAN

| JENIS BARANG | BERAT BERSIH (KG) | | PERUB | NILAI FOB (US \$) | | PERUB |
|--------------------------|-------------------|--------------|---------|-------------------|--------------|--------|
| | JAN-SEP 2005 | JAN-SEP 2006 | % | JAN-SEP 2005 | JAN-SEP 2006 | % |
| (1) | (2) | (3) | (4) | (5) | (6) | (7) |
| COTE D'IVOIRE | 212,800 | 345,600 | 62.41 | 101,618 | 128,953 | 26.9 |
| SENEGAL | 21,600 | 34,170 | 58.19 | 7,070 | 25,891 | 266.21 |
| MALI | 19,976 | 0 | -100 | 21,773 | 0 | -100 |
| BENIN | 0 | 14,341 | - | 0 | 28,540 | - |
| GAMBIA | 14,940 | 0 | -100 | 26,892 | 0 | -100 |
| SEYCHELLES | 30 | 0 | -100 | 350 | 0 | -100 |
| DJIBOUTI | 95,241 | 20,000 | -79 | 73,603 | 13,200 | -82.07 |
| SAINT HELENA | 0 | 63,000 | - | 0 | 52,486 | - |
| SOUTH AFRICA | 1,469,646 | 2,960,776 | 101.46 | 1,801,082 | 2,992,919 | 66.17 |
| ZIMBABWE | 0 | 20,000 | - | 0 | 12,000 | - |
| MALAWI | 100,000 | 340,000 | 240 | 75,844 | 212,200 | 179.78 |
| MAURITIUS | 106,229 | 121,150 | 14.05 | 94,093 | 136,643 | 45.22 |
| AUSTRALIA | 21,482,643 | 21,812,728 | 1.54 | 18,508,365 | 21,659,313 | 17.02 |
| NEW ZEALAND | 2,880,768 | 2,572,507 | -10.7 | 2,936,816 | 2,519,411 | -14.21 |
| NEW CALEDONIA | 60 | 0 | -100 | 185 | 0 | -100 |
| NORTHERN MARIANA ISLANDS | 0 | 21,000 | - | 0 | 22,992 | - |
| AMERICAN SAMOA | 36,110 | 0 | -100 | 47,271 | 0 | -100 |
| FIJI | 33,586 | 20,533 | -38.86 | 35,813 | 24,338 | -32.04 |
| SAMOA | 1,272 | 0 | -100 | 1,750 | 0 | -100 |
| SOLOMON ISLANDS | 932 | 848 | -9.01 | 9,797 | 6,041 | -38.34 |
| TOKELAU | 0 | 100,000 | - | 0 | 102,100 | - |
| EAST TIMOR | 51,335 | 211,097 | 311.21 | 108,642 | 257,704 | 137.2 |
| UNITED STATES | 43,344,409 | 40,706,618 | -6.09 | 29,335,602 | 40,863,213 | 39.3 |
| CANADA | 1,909,701 | 2,332,905 | 22.16 | 1,727,937 | 1,942,976 | 12.44 |
| MEXICO | 320,620 | 1,070,014 | 233.73 | 511,508 | 1,348,656 | 163.66 |
| GUATEMALA | 0 | 143,100 | - | 0 | 51,284 | - |
| HONDURAS | 0 | 21,600 | - | 0 | 8,364 | - |
| PANAMA | 34,000 | 0 | -100 | 37,545 | 0 | -100 |
| CHILE | 1,067,795 | 526,326 | -50.71 | 1,217,119 | 467,409 | -61.6 |
| VENEZUELA | 229,412 | 412,999 | 80.03 | 288,432 | 492,864 | 70.88 |
| ARGENTINA | 463,655 | 1,875,152 | 304.43 | 574,043 | 1,601,422 | 178.97 |
| BRAZIL | 2,221,519 | 12,195,628 | 448.98 | 3,038,809 | 7,836,250 | 157.87 |
| COLOMBIA | 535,398 | 1,185,798 | 121.48 | 693,376 | 1,281,350 | 84.8 |
| URUGUAY | 2,200 | 39,900 | 1713.64 | 564,300 | 541,465 | -4.05 |
| PARAGUAY | 43,200 | 95,200 | 120.37 | 15,120 | 65,131 | 330.76 |
| ECUADOR | 16,629 | 69,200 | 316.14 | 12,000 | 88,280 | 635.67 |
| PERU | 463,999 | 400,150 | -13.76 | 505,804 | 754,319 | 49.13 |
| GUYANA | 0 | 20,000 | - | 0 | 19,041 | - |
| TRINIDAD AND TOBAGO | 21,000 | 262 | -98.75 | 18,270 | 2,328 | -87.26 |
| JAMAICA | 34,800 | 10,917 | -68.63 | 31,748 | 10,641 | -66.48 |
| PUERTO RICO | 2,400 | 8,000 | 233.33 | 110,200 | 557,769 | 406.14 |
| DOMINICAN REPUBLIC | 51,000 | 95,198 | 86.66 | 51,513 | 88,887 | 72.55 |
| EL SALVADOR | 0 | 19,500 | - | 0 | 5,265 | - |
| COSTA RICA | 33,519 | 21,600 | -35.56 | 31,718 | 7,560 | -76.16 |
| HAITI | 58,532 | 0 | -100 | 59,400 | 0 | -100 |
| DOMINICA | 0 | 194,400 | - | 0 | 70,054 | - |
| UNITED KINGDOM | 6,876,157 | 10,552,240 | 53.46 | 7,155,217 | 10,583,115 | 47.91 |
| NETHERLANDS | 28,998,481 | 19,895,660 | -31.39 | 28,348,515 | 24,390,446 | -13.96 |
| FRANCE | 1,631,821 | 3,005,413 | 84.18 | 2,892,292 | 4,332,284 | 49.79 |
| GERMANY, FED. REP. OF | 8,876,039 | 16,479,790 | 85.67 | 14,150,235 | 22,011,222 | 55.55 |
| AUSTRIA | 93,400 | 6,325 | -93.23 | 278,914 | 447,253 | 60.36 |
| BELGIUM | 45,475,109 | 41,810,749 | -8.06 | 51,241,997 | 57,687,795 | 12.58 |
| SWITZERLAND | 409,472 | 164,533 | -59.82 | 893,908 | 385,275 | -56.9 |
| DENMARK | 674,000 | 51,000 | -92.43 | 675,490 | 29,436 | -95.64 |
| NORWAY | 887,590 | 995,154 | 12.12 | 658,324 | 896,915 | 36.24 |
| SWEDEN | 1,200,000 | 999,999 | -16.67 | 1,330,893 | 1,282,259 | -3.65 |
| FINLAND | 1,742,571 | 1,655,058 | -5.02 | 2,363,764 | 2,310,987 | -2.23 |
| IRELAND | 183,625 | 221,254 | 20.49 | 1,143,748 | 585,115 | -48.84 |
| ITALY | 2,590,014 | 20,304,006 | 683.93 | 4,925,956 | 19,681,309 | 299.54 |
| SPAIN | 5,745,512 | 11,243,472 | 95.69 | 6,959,034 | 12,613,395 | 81.25 |
| PORTUGAL | 5,339,639 | 411,815 | -92.29 | 3,918,169 | 409,799 | -89.54 |
| GREECE | 907,000 | 380,954 | -58 | 595,632 | 514,754 | -13.58 |
| CZECHOSLOVAKIA | 240,424 | 289,950 | 20.6 | 268,161 | 422,139 | 57.42 |
| HUNGARY | 197,722 | 144,796 | -26.77 | 385,026 | 302,046 | -21.55 |
| POLAND | 2,147,500 | 168,000 | -92.18 | 2,264,681 | 251,377 | -88.9 |
| ROMANIA | 170,000 | 122,750 | -27.79 | 194,189 | 165,578 | -14.73 |
| BULGARIA | 148,000 | 387,169 | 161.6 | 125,880 | 340,920 | 170.83 |
| TURKMENISTAN | 1,099 | 0 | -100 | 1,835 | 0 | -100 |
| UKRAINE | 126,550 | 421,900 | 233.39 | 181,930 | 550,746 | 202.72 |
| LITHUANIA | 170,000 | 223,000 | 31.18 | 198,489 | 281,463 | 41.8 |
| LATVIA | 68,000 | 87,500 | 28.68 | 84,093 | 108,595 | 29.14 |
| ESTONIA | 0 | 63,799 | - | 0 | 66,910 | - |
| CROATIA | 0 | 353 | - | 0 | 924 | - |

TABEL 5. PERKEMBANGAN EKSPOR INDONESIA MENURUT KOMODITI DAN NEGARA TUJUAN

| JENIS BARANG | BERAT BERSIH (KG) | | PERUB | NILAI FOB (US \$) | | PERUB |
|------------------------------|--------------------|--------------------|---------------|--------------------|--------------------|---------------|
| | JAN-SEP 2005 | JAN-SEP 2006 | % | JAN-SEP 2005 | JAN-SEP 2006 | % |
| (1) | (2) | (3) | (4) | (5) | (6) | (7) |
| SLOVENIA | 0 | 825,994 | - | 0 | 1,014,873 | - |
| CZECH REPUBLIC | 2,313,000 | 884,500 | -61.76 | 2,463,585 | 1,053,744 | -57.23 |
| RUSSIA FEDERATION | 5,234,599 | 6,468,492 | 23.57 | 5,049,934 | 6,543,357 | 29.57 |
| -LAINNYA | 257,841,448 | 453,056,865 | 75.71 | 101,253,590 | 199,770,644 | 97.3 |
| JAPAN | 12,156,921 | 19,950,107 | 64.1 | 6,788,539 | 12,650,027 | 86.34 |
| HONG KONG | 0 | 700 | - | 0 | 634 | - |
| KOREA, REPUBLIC OF | 68,794,397 | 112,854,893 | 64.05 | 38,709,757 | 65,550,800 | 69.34 |
| TAIWAN | 113,327 | 11,061,884 | 9661.03 | 102,264 | 6,102,004 | 5866.91 |
| CHINA | 284,902 | 25,404,450 | 8816.91 | 267,318 | 9,889,144 | 3599.39 |
| MACAU | 6,060 | 0 | -100 | 3,945 | 0 | -100 |
| THAILAND | 409,227 | 16,183,973 | 3854.77 | 398,553 | 10,106,783 | 2435.87 |
| SINGAPORE | 154,062,250 | 260,338,150 | 68.98 | 43,551,006 | 90,523,860 | 107.86 |
| PHILIPPINES | 1,090,165 | 5,767,004 | 429 | 561,502 | 2,968,652 | 428.7 |
| MALAYSIA | 13,911,902 | 714,315 | -94.87 | 6,585,094 | 771,910 | -88.28 |
| MYANMAR (FORM. BURMA) | 1,387,961 | 603,400 | -56.53 | 1,125,084 | 871,727 | -22.52 |
| VIET NAM | 187,159 | 9,913 | -94.7 | 158,499 | 23,514 | -85.16 |
| MALDIVES | 31,585 | 3,166 | -89.98 | 179,152 | 6,847 | -96.18 |
| INDIA | 26 | 13,326 | 51153.85 | 27 | 18,579 | 68711.11 |
| PAKISTAN | 8,040 | 1,959 | -75.63 | 5,018 | 4,938 | -1.59 |
| BANGLADESH | 344,685 | 122,040 | -64.59 | 319,071 | 113,355 | -64.47 |
| SRI LANKA | 5,001 | 11,759 | 135.13 | 9,090 | 25,707 | 182.81 |
| UNITED ARAB EMIRATES | 0 | 3,710 | - | 0 | 10,932 | - |
| EGYPT | 7,383 | 0 | -100 | 11,600 | 0 | -100 |
| MADAGASCAR | 0 | 262 | - | 0 | 100 | - |
| TOGO | 21,844 | 0 | -100 | 112,853 | 0 | -100 |
| SOUTH AFRICA | 0 | 18 | - | 0 | 33 | - |
| COMOROS | 103 | 0 | -100 | 800 | 0 | -100 |
| AUSTRALIA | 892 | 234 | -73.77 | 1,926 | 1,884 | -2.18 |
| NEW ZEALAND | 0 | 2,119 | - | 0 | 6,192 | - |
| UNITED STATES | 5,006,585 | 8,344 | -99.83 | 2,323,238 | 14,182 | -99.39 |
| NICARAGUA | 165 | 0 | -100 | 5,554 | 0 | -100 |
| NETHERLANDS | 229 | 117 | -48.91 | 969 | 588 | -39.32 |
| FRANCE | 0 | 31 | - | 0 | 51 | - |
| GERMANY, FED. REP. OF | 32 | 888 | 2675 | 208 | 104,686 | 50229.81 |
| BELGIUM | 50 | 0 | -100 | 394 | 0 | -100 |
| SWITZERLAND | 0 | 100 | - | 0 | 3,448 | - |
| ITALY | 10,504 | 0 | -100 | 31,091 | 0 | -100 |
| PORTUGAL | 0 | 3 | - | 0 | 67 | - |
| MALTA | 53 | 0 | -100 | 1,038 | 0 | -100 |
| PUPUK | 524,772,544 | 86,922,198 | -83.44 | 125,268,985 | 17,794,722 | -85.79 |
| JAPAN | 33,745,103 | 29,862,137 | -11.51 | 4,975,390 | 3,978,826 | -20.03 |
| HONG KONG | 578 | 13 | -97.75 | 925 | 103 | -88.86 |
| KOREA, REPUBLIC OF | 57,294,800 | 482,800 | -99.16 | 13,282,784 | 61,350 | -99.54 |
| TAIWAN | 37,922,067 | 329,628 | -99.13 | 9,448,151 | 63,289 | -99.33 |
| CHINA | 243,327 | 37,856 | -84.44 | 80,124 | 32,829 | -59.03 |
| THAILAND | 116,417,033 | 7,147,849 | -93.86 | 29,698,521 | 1,643,668 | -94.47 |
| SINGAPORE | 6,376,318 | 1,450,248 | -77.26 | 3,112,403 | 278,547 | -91.05 |
| PHILIPPINES | 58,581,531 | 6,119,809 | -89.55 | 14,018,732 | 1,367,086 | -90.25 |
| MALAYSIA | 33,677,953 | 9,488,759 | -71.83 | 8,361,956 | 2,218,376 | -73.47 |
| MYANMAR (FORM. BURMA) | 0 | 700,000 | - | 0 | 109,029 | - |
| VIET NAM | 45,456,213 | 27,693,647 | -39.08 | 10,484,776 | 6,827,811 | -34.88 |
| INDIA | 6,325,000 | 1,000 | -99.98 | 1,580,464 | 3,000 | -99.81 |
| PAKISTAN | 20,700,000 | 0 | -100 | 5,257,800 | 0 | -100 |
| BANGLADESH | 100 | 0 | -100 | 650 | 0 | -100 |
| SAUDI ARABIA | 1,000 | 0 | -100 | 115 | 0 | -100 |
| OMAN | 21,999 | 0 | -100 | 2,840 | 0 | -100 |
| EGYPT | 0 | 200,000 | - | 0 | 69,700 | - |
| KENYA | 143,700 | 633,569 | 340.9 | 35,574 | 159,120 | 347.29 |
| MAURITIUS | 20,000 | 0 | -100 | 5,100 | 0 | -100 |
| AUSTRALIA | 23,413,517 | 2,015,600 | -91.39 | 5,392,398 | 401,177 | -92.56 |
| NEW ZEALAND | 30,600 | 67,000 | 118.95 | 16,944 | 8,865 | -47.68 |
| MICRONESIA, FEDERATED STATES | 0 | 6 | - | 0 | 14 | - |
| FIJI | 99,999 | 0 | -100 | 31,840 | 0 | -100 |
| EAST TIMOR | 49 | 0 | -100 | 52 | 0 | -100 |
| UNITED STATES | 23,554,509 | 236,374 | -99 | 5,491,228 | 53,521 | -99.03 |
| CANADA | 50,462,147 | 0 | -100 | 11,555,831 | 0 | -100 |
| NETHERLANDS | 0 | 30,146 | - | 0 | 15,484 | - |
| FRANCE | 44,000 | 0 | -100 | 3,630 | 0 | -100 |
| GERMANY, FED. REP. OF | 2 | 950 | 47400 | 14 | 2,655 | 18864.29 |
| AUSTRIA | 0 | 72,000 | - | 0 | 9,360 | - |
| BELGIUM | 0 | 45,500 | - | 0 | 290,600 | - |

TABEL 5. PERKEMBANGAN EKSPOR INDONESIA MENURUT KOMODITI DAN NEGARA TUJUAN

| JENIS BARANG | BERAT BERSIH (KG) | | PERUB % | NILAI FOB (US \$) | | PERUB % |
|------------------------------|-------------------|------------------|--------------|-------------------|-------------------|--------------|
| | JAN-SEP 2005 | JAN-SEP 2006 | | JAN-SEP 2005 | JAN-SEP 2006 | |
| (1) | (2) | (3) | (4) | (5) | (6) | (7) |
| SWITZERLAND | 0 | 52 | - | 0 | 1,930 | - |
| IRELAND | 220,000 | 220,000 | 0 | 25,300 | 25,300 | 0 |
| ITALY | 20,000 | 11,795 | -41.03 | 1,200 | 67,482 | 5523.5 |
| SPAIN | 0 | 75,460 | - | 0 | 105,600 | - |
| PORTUGAL | 999 | 0 | -100 | 93 | 0 | -100 |
| BULGARIA | 10,000,000 | 0 | -100 | 2,404,150 | 0 | -100 |
| PRODUK PHARMASI | 6,615,409 | 7,460,719 | 12.78 | 75,706,326 | 92,528,708 | 22.22 |
| JAPAN | 106,112 | 122,502 | 15.45 | 6,361,988 | 8,422,597 | 32.39 |
| HONG KONG | 85,082 | 77,286 | -9.16 | 2,065,205 | 1,876,655 | -9.13 |
| KOREA, REPUBLIC OF | 65,018 | 64,646 | -0.57 | 14,144,013 | 18,329,938 | 29.6 |
| TAIWAN | 126,932 | 286,481 | 125.7 | 289,928 | 345,747 | 19.25 |
| CHINA | 142,221 | 20,976 | -85.25 | 135,236 | 233,106 | 72.37 |
| MONGOLIA | 2,997 | 49,005 | 1535.14 | 42,194 | 339,114 | 703.7 |
| MACAU | 256 | 24 | -90.63 | 6,455 | 5,500 | -14.79 |
| PAPUA NEW GUINEA | 24,767 | 9,884 | -60.09 | 52,698 | 151,658 | 187.79 |
| THAILAND | 303,480 | 317,592 | 4.65 | 11,481,692 | 13,815,487 | 20.33 |
| SINGAPORE | 515,075 | 323,599 | -37.17 | 3,596,899 | 4,207,928 | 16.99 |
| PHILIPPINES | 374,552 | 488,496 | 30.42 | 4,785,063 | 6,618,548 | 38.32 |
| MALAYSIA | 797,664 | 673,669 | -15.54 | 4,075,967 | 2,522,918 | -38.1 |
| MYANMAR (FORM. BURMA) | 819,497 | 231,107 | -71.8 | 1,384,961 | 1,936,308 | 39.81 |
| CAMBODIA | 52,156 | 58,997 | 13.12 | 1,024,421 | 1,262,190 | 23.21 |
| BRUNEI DARUSSALAM | 17,194 | 14,242 | -17.17 | 153,387 | 79,649 | -48.07 |
| LAO PEOPLE'S DEMOCRATIC REPU | 0 | 1 | - | 0 | 10 | - |
| NEPAL | 2,201 | 10 | -99.55 | 17,463 | 50 | -99.71 |
| VIET NAM | 164,828 | 361,606 | 119.38 | 4,281,051 | 4,591,138 | 7.24 |
| INDIA | 4,932 | 5,870 | 19.02 | 2,429,730 | 7,243,657 | 198.13 |
| PAKISTAN | 116,680 | 127,838 | 9.56 | 993,804 | 1,093,771 | 10.06 |
| BANGLADESH | 63,894 | 62,543 | -2.11 | 68,973 | 870,127 | 1161.55 |
| SRI LANKA | 1,076,482 | 2,798,053 | 159.93 | 2,347,691 | 4,020,832 | 71.27 |
| AFGHANISTAN | 0 | 10,926 | - | 0 | 111,077 | - |
| IRAN (ISLAMIC REPUBLIC OF) | 0 | 9 | - | 0 | 40 | - |
| SAUDI ARABIA | 101,101 | 60,298 | -40.36 | 89,724 | 201,150 | 124.19 |
| KUWAIT | 0 | 558 | - | 0 | 11,860 | - |
| JORDAN | 3,770 | 5,281 | 40.08 | 23,678 | 40,879 | 72.65 |
| LEBANON | 12,051 | 14 | -99.88 | 14,207 | 752 | -94.71 |
| YEMEN | 4,579 | 17,156 | 274.67 | 156,400 | 31,043 | -80.15 |
| OMAN | 0 | 310 | - | 0 | 1,193 | - |
| UNITED ARAB EMIRATES | 7,092 | 7,891 | 11.27 | 131,043 | 132,842 | 1.37 |
| BAHRAIN | 898 | 826 | -8.02 | 14,692 | 12,894 | -12.24 |
| EGYPT | 0 | 241 | - | 0 | 260,050 | - |
| TUNISIA | 11 | 0 | -100 | 35 | 0 | -100 |
| ALGERIA | 1,570 | 1,994 | 27.01 | 366,000 | 732,100 | 100.03 |
| SUDAN | 0 | 6,962 | - | 0 | 82,253 | - |
| LESOTHO | 0 | 174 | - | 0 | 9,319 | - |
| ETHIOPIA | 0 | 1,877 | - | 0 | 100,702 | - |
| TANZANIA, UNITED REPUBLIC OF | 0 | 2,427 | - | 0 | 122,804 | - |
| KENYA | 7,665 | 5,423 | -29.25 | 57,541 | 693 | -98.8 |
| MOZAMBIQUE | 4,305 | 0 | -100 | 19,011 | 0 | -100 |
| EQUATORIAL GUINEA | 0 | 319 | - | 0 | 934 | - |
| TOGO | 12,543 | 42,696 | 240.4 | 139,650 | 481,729 | 244.95 |
| GHANA | 0 | 12,134 | - | 0 | 138,613 | - |
| GUINEA | 0 | 8,077 | - | 0 | 733,106 | - |
| CAMEROON | 0 | 489 | - | 0 | 23,317 | - |
| NIGERIA | 1,238,869 | 813,208 | -34.36 | 12,318,179 | 7,482,182 | -39.26 |
| GABON | 0 | 12,166 | - | 0 | 139,108 | - |
| COTE D'IVOIRE | 12,748 | 12,908 | 1.26 | 137,441 | 155,413 | 13.08 |
| SENEGAL | 0 | 6,314 | - | 0 | 28,849 | - |
| BENIN | 0 | 244 | - | 0 | 1,260 | - |
| SOUTH AFRICA | 4,343 | 15,583 | 258.81 | 30,967 | 926,851 | 2893.03 |
| MAURITIUS | 31 | 0 | -100 | 5,100 | 0 | -100 |
| AUSTRALIA | 13,289 | 16,954 | 27.58 | 259,742 | 323,262 | 24.46 |
| NEW ZEALAND | 0 | 112 | - | 0 | 154 | - |
| GUAM | 0 | 4 | - | 0 | 2,018 | - |
| VANUATU | 441 | 0 | -100 | 772 | 0 | -100 |
| COOK ISLANDS | 1,713 | 0 | -100 | 1,427 | 0 | -100 |
| FIJI | 4,288 | 357 | -91.67 | 19,136 | 2,340 | -87.77 |
| SAMOA | 0 | 1,317 | - | 0 | 66,979 | - |
| SOLOMON ISLANDS | 87 | 549 | 531.03 | 142 | 550 | 287.32 |
| TONGA | 236 | 0 | -100 | 296 | 0 | -100 |
| EAST TIMOR | 3,188 | 17,972 | 463.74 | 6,115 | 110,326 | 1704.19 |
| UNITED STATES | 238,023 | 201,513 | -15.34 | 261,646 | 214,562 | -18 |
| CANADA | 0 | 2 | - | 0 | 20 | - |

TABEL 5. PERKEMBANGAN EKSPOR INDONESIA MENURUT KOMODITI DAN NEGARA TUJUAN

| JENIS BARANG | BERAT BERSIH (KG) | | PERUB | NILAI FOB (US \$) | | PERUB |
|------------------------------------|-------------------|-------------------|---------------|-------------------|--------------------|--------------|
| | JAN-SEP 2005 | JAN-SEP 2006 | % | JAN-SEP 2005 | JAN-SEP 2006 | % |
| (1) | (2) | (3) | (4) | (5) | (6) | (7) |
| MEXICO | 2,007 | 1,588 | -20.88 | 396,019 | 264,460 | -33.22 |
| GUATEMALA | 0 | 1,987 | - | 0 | 25,641 | - |
| PANAMA | 0 | 4,135 | - | 0 | 137,619 | - |
| SURINAME | 315 | 6,514 | 1967.94 | 32,139 | 19,509 | -39.3 |
| VENEZUELA | 0 | 1,792 | - | 0 | 140,703 | - |
| COLOMBIA | 0 | 211 | - | 0 | 1,745 | - |
| ECUADOR | 808 | 13,785 | 1606.06 | 59,923 | 342,824 | 472.11 |
| PERU | 74 | 182 | 145.95 | 5,448 | 14,074 | 158.33 |
| EL SALVADOR | 0 | 1,303 | - | 0 | 78,366 | - |
| NETHERLANDS ANTILLES | 4,167 | 1,480 | -64.48 | 101,453 | 30,691 | -69.75 |
| UNITED KINGDOM | 22,619 | 112 | -99.5 | 108,540 | 372 | -99.66 |
| NETHERLANDS | 6,602 | 24,709 | 274.27 | 164,708 | 128,351 | -22.07 |
| FRANCE | 13,204 | 3,297 | -75.03 | 173,550 | 130,282 | -24.93 |
| GERMANY, FED. REP. OF | 23,898 | 6,841 | -71.37 | 725,076 | 239,301 | -67 |
| AUSTRIA | 0 | 1,255 | - | 0 | 39,200 | - |
| BELGIUM | 2,468 | 2,736 | 10.86 | 22,836 | 126,252 | 452.86 |
| SWITZERLAND | 13 | 956 | 7253.85 | 2 | 20,731 | 1036450 |
| NORWAY | 668 | 369 | -44.76 | 25,827 | 23,174 | -10.27 |
| SWEDEN | 227 | 237 | 4.41 | 6,098 | 6,957 | 14.09 |
| FINLAND | 19 | 16 | -15.79 | 36 | 40 | 11.11 |
| ITALY | 970 | 1,223 | 26.08 | 220 | 1,199 | 445 |
| SPAIN | 200 | 0 | -100 | 10 | 0 | -100 |
| GREECE | 500 | 0 | -100 | 57,826 | 0 | -100 |
| POLAND | 1,089 | 5,846 | 436.82 | 28,488 | 79,344 | 178.52 |
| TURKMENISTAN | 0 | 74 | - | 0 | 5,338 | - |
| UZBEKISTAN | 0 | 186 | - | 0 | 12,157 | - |
| LATVIA | 700 | 0 | -100 | 6,364 | 0 | -100 |
| CROATIA | 0 | 13 | - | 0 | 26 | - |
| RUSSIA FEDERATION | 0 | 160 | - | 0 | 10,200 | - |
| KULIT DAN BARANG DARI KULIT | 12,651,544 | 10,659,052 | -15.75 | 91,496,344 | 130,508,113 | 42.64 |
| JAPAN | 119,708 | 148,952 | 24.43 | 2,173,613 | 3,091,985 | 42.25 |
| HONG KONG | 1,805,528 | 1,131,069 | -37.36 | 16,810,039 | 19,794,697 | 17.76 |
| KOREA, REPUBLIC OF | 111,517 | 500,518 | 348.83 | 2,223,588 | 2,575,715 | 15.84 |
| TAIWAN | 92,873 | 263,297 | 183.5 | 1,168,847 | 3,205,501 | 174.24 |
| CHINA | 1,588,054 | 1,148,652 | -27.67 | 6,582,145 | 17,329,543 | 163.28 |
| MACAU | 75 | 896 | 1094.67 | 2,258 | 36,956 | 1536.67 |
| PAPUA NEW GUINEA | 509 | 9,020 | 1672.1 | 2,211 | 24,720 | 1018.05 |
| THAILAND | 1,342,982 | 461,174 | -65.66 | 7,853,836 | 6,569,297 | -16.36 |
| SINGAPORE | 353,536 | 697,202 | 97.21 | 8,140,874 | 12,313,781 | 51.26 |
| PHILIPPINES | 18,674 | 30,051 | 60.92 | 262,525 | 189,871 | -27.68 |
| MALAYSIA | 299,663 | 1,073,774 | 258.33 | 2,838,652 | 16,273,079 | 473.27 |
| CAMBODIA | 2,361 | 14,214 | 502.03 | 39,393 | 334,658 | 749.54 |
| BRUNEI DARUSSALAM | 11,388 | 645 | -94.34 | 7,987 | 44,990 | 463.29 |
| VIET NAM | 274,382 | 415,698 | 51.5 | 5,208,139 | 5,797,715 | 11.32 |
| MALDIVES | 219 | 505 | 130.59 | 254 | 2,877 | 1032.68 |
| INDIA | 886,394 | 776,663 | -12.38 | 5,295,322 | 8,126,176 | 53.46 |
| PAKISTAN | 13,795 | 25,714 | 86.4 | 42,939 | 31,027 | -27.74 |
| BANGLADESH | 153,388 | 85,338 | -44.36 | 611,617 | 1,137,615 | 86 |
| SRI LANKA | 4,070 | 2,841 | -30.2 | 199,051 | 104,767 | -47.37 |
| IRAN (ISLAMIC REPUBLIC OF) | 0 | 14,872 | - | 0 | 24,762 | - |
| SAUDI ARABIA | 4,543 | 238 | -94.76 | 4,010 | 46,894 | 1069.43 |
| KUWAIT | 240 | 2,400 | 900 | 9,886 | 6,564 | -33.6 |
| LEBANON | 277 | 12,076 | 4259.57 | 5,115 | 51,842 | 913.53 |
| TURKEY | 107,608 | 82,748 | -23.1 | 80,949 | 60,688 | -25.03 |
| UNITED ARAB EMIRATES | 4,017 | 582 | -85.51 | 28,842 | 7,110 | -75.35 |
| CYPRUS | 1,133 | 0 | -100 | 3,872 | 0 | -100 |
| EGYPT | 5,662 | 326 | -94.24 | 20,533 | 275 | -98.66 |
| LIBYAN ARAB JAMAHIRIYA | 144 | 0 | -100 | 574 | 0 | -100 |
| TUNISIA | 116 | 0 | -100 | 156 | 0 | -100 |
| NAMIBIA | 132 | 169 | 28.03 | 316 | 560 | 77.22 |
| ETHIOPIA | 1,050 | 0 | -100 | 53,125 | 0 | -100 |
| TANZANIA, UNITED REPUBLIC OF | 0 | 26 | - | 0 | 68 | - |
| MADAGASCAR | 314 | 0 | -100 | 349 | 0 | -100 |
| KENYA | 1 | 0 | -100 | 7 | 0 | -100 |
| REUNION | 7,942 | 2,676 | -66.31 | 12,813 | 4,490 | -64.96 |
| GUINEA | 3,746 | 0 | -100 | 3,000 | 0 | -100 |
| GABON | 0 | 789 | - | 0 | 900 | - |
| COTE D'IVOIRE | 22 | 0 | -100 | 12 | 0 | -100 |
| U.S. VIRGIN ISLANDS | 51 | 34 | -33.33 | 245 | 118 | -51.84 |
| SEYCHELLES | 126 | 1,659 | 1216.67 | 1,038 | 2,022 | 94.8 |
| UGANDA | 0 | 20 | - | 0 | 418 | - |
| SOUTH AFRICA | 5,026 | 1,555 | -69.06 | 18,007 | 7,694 | -57.27 |

TABEL 5. PERKEMBANGAN EKSPOR INDONESIA MENURUT KOMODITI DAN NEGARA TUJUAN

| JENIS BARANG | BERAT BERSIH (KG) | | PERUB | NILAI FOB (US \$) | | PERUB |
|----------------------------------|--------------------|--------------------|--------------|--------------------|--------------------|--------------|
| | JAN-SEP 2005 | JAN-SEP 2006 | % | JAN-SEP 2005 | JAN-SEP 2006 | % |
| (1) | (2) | (3) | (4) | (5) | (6) | (7) |
| ZAMBIA | 0 | 33 | - | 0 | 208 | - |
| MAURITIUS | 4,122 | 1,342 | -67.44 | 4,289 | 864 | -79.86 |
| VIRGIN ISLANDS (BRITISH) | 0 | 627 | - | 0 | 8,000 | - |
| AUSTRALIA | 379,371 | 31,773 | -91.62 | 636,385 | 573,111 | -9.94 |
| NEW ZEALAND | 2,170 | 43,532 | 1906.08 | 27,497 | 39,387 | 43.24 |
| MICRONESIA, FEDERATED STATES | 0 | 115 | - | 0 | 259 | - |
| GUAM | 370 | 156 | -57.84 | 4,733 | 2,208 | -53.35 |
| NEW CALEDONIA | 1,048 | 5,198 | 395.99 | 8,341 | 27,467 | 229.3 |
| NORTHERN MARIANA ISLANDS | 28 | 4 | -85.71 | 106 | 153 | 44.34 |
| VANUATU | 12 | 0 | -100 | 280 | 0 | -100 |
| FIJI | 546 | 442 | -19.05 | 5,158 | 1,758 | -65.92 |
| TONGA | 1,183 | 0 | -100 | 627 | 0 | -100 |
| EAST TIMOR | 176 | 422 | 139.77 | 107 | 242 | 126.17 |
| UNITED STATES | 136,235 | 332,848 | 144.32 | 3,299,706 | 10,912,169 | 230.7 |
| CANADA | 57,579 | 9,545 | -83.42 | 36,651 | 194,901 | 431.78 |
| MEXICO | 2,293 | 4,175 | 82.08 | 75,344 | 129,725 | 72.18 |
| HONDURAS | 133 | 0 | -100 | 183 | 0 | -100 |
| PANAMA | 7 | 0 | -100 | 32 | 0 | -100 |
| CHILE | 325 | 669 | 105.85 | 451 | 2,484 | 450.78 |
| VENEZUELA | 728 | 285 | -60.85 | 1,488 | 1,289 | -13.37 |
| BRAZIL | 228,827 | 69,429 | -69.66 | 1,168,260 | 467,023 | -60.02 |
| URUGUAY | 419 | 210 | -49.88 | 1,024 | 716 | -30.08 |
| PERU | 5,905 | 16 | -99.73 | 2,736 | 78 | -97.15 |
| BAHAMAS | 0 | 258 | - | 0 | 186 | - |
| JAMAICA | 95 | 1,271 | 1237.89 | 611 | 12,634 | 1967.76 |
| PUERTO RICO | 22 | 436 | 1881.82 | 277 | 7,058 | 2448.01 |
| DOMINICAN REPUBLIC | 304 | 229 | -24.67 | 454 | 808 | 77.97 |
| COSTA RICA | 11,820 | 112 | -99.05 | 22,098 | 693 | -96.86 |
| BARBADOS | 0 | 35 | - | 0 | 5,635 | - |
| ANTIGUA AND BARBUDA | 0 | 3 | - | 0 | 30 | - |
| BERMUDA | 70 | 226 | 222.86 | 400 | 1,579 | 294.75 |
| FRENCH GUIANA | 0 | 48 | - | 0 | 455 | - |
| FRENCH POLYNESIA | 1,558 | 1,929 | 23.81 | 1,519 | 5,776 | 280.25 |
| MARTINIQUE | 127 | 559 | 340.16 | 643 | 3,069 | 377.29 |
| NETHERLANDS ANTILLES | 1,144 | 1,076 | -5.94 | 6,956 | 22,265 | 220.08 |
| GUADELOUPE | 836 | 228 | -72.73 | 2,100 | 980 | -53.33 |
| UNITED KINGDOM | 153,932 | 68,764 | -55.33 | 2,561,846 | 1,133,848 | -55.74 |
| NETHERLANDS | 805,711 | 299,836 | -62.79 | 3,797,309 | 2,173,010 | -42.78 |
| FRANCE | 36,929 | 57,484 | 55.66 | 275,573 | 846,811 | 207.29 |
| GERMANY, FED. REP. OF | 153,104 | 167,414 | 9.35 | 3,631,427 | 3,520,501 | -3.05 |
| AUSTRIA | 115 | 166 | 44.35 | 244 | 2,700 | 1006.56 |
| BELGIUM | 104,364 | 5,555 | -94.68 | 140,715 | 49,988 | -64.48 |
| SWITZERLAND | 2,285 | 982 | -57.02 | 38,713 | 34,964 | -9.68 |
| DENMARK | 1,697 | 1,617 | -4.71 | 70,191 | 17,627 | -74.89 |
| NORWAY | 1,013,769 | 1,651,037 | 62.86 | 2,284,201 | 3,436,939 | 50.47 |
| SWEDEN | 51,911 | 87,358 | 68.28 | 258,817 | 319,855 | 23.58 |
| FINLAND | 6,910 | 6,546 | -5.27 | 29,476 | 12,803 | -56.56 |
| IRELAND | 907 | 1,773 | 95.48 | 2,184 | 6,055 | 177.24 |
| ITALY | 777,167 | 405,145 | -47.87 | 6,400,105 | 5,355,545 | -16.32 |
| SPAIN | 1,144,882 | 473,077 | -58.68 | 6,070,702 | 3,831,747 | -36.88 |
| PORTUGAL | 91,845 | 2,075 | -97.74 | 509,127 | 45,303 | -91.1 |
| ICELAND | 5,304 | 9,330 | 75.9 | 20,511 | 27,634 | 34.73 |
| GREECE | 2,869 | 3,473 | 21.05 | 34,044 | 20,217 | -40.62 |
| HUNGARY | 3,905 | 503 | -87.12 | 2,159 | 2,839 | 31.5 |
| POLAND | 358 | 1,330 | 271.51 | 2,602 | 16,126 | 519.75 |
| BULGARIA | 949 | 514 | -45.84 | 3,333 | 10,699 | 221 |
| YUGOSLAVIA | 0 | 15 | - | 0 | 285 | - |
| UKRAINE | 9 | 46 | 411.11 | 404 | 2,815 | 596.78 |
| CROATIA | 591 | 923 | 56.18 | 3,621 | 4,166 | 15.05 |
| MALTA | 646 | 113 | -82.51 | 7,924 | 1,503 | -81.03 |
| SLOVAKIA | 3,783 | 352 | -90.7 | 159,439 | 11,548 | -92.76 |
| SLOVENIA | 508 | 0 | -100 | 2,399 | 0 | -100 |
| CZECH REPUBLIC | 9 | 0 | -100 | 42 | 0 | -100 |
| RUSSIA FEDERATION | 228,366 | 0 | -100 | 174,641 | 0 | -100 |
| KACA DAN BARANG DARI KACA | 634,387,740 | 594,609,579 | -6.27 | 304,436,219 | 300,432,027 | -1.32 |
| JAPAN | 56,849,886 | 66,755,555 | 17.42 | 36,772,480 | 48,900,362 | 32.98 |
| HONG KONG | 3,614,076 | 2,352,346 | -34.91 | 1,588,737 | 970,592 | -38.91 |
| KOREA, DEMOCRATIC PEOPLE'S RI | 2,084 | 0 | -100 | 17,049 | 0 | -100 |
| KOREA, REPUBLIC OF | 19,100,249 | 20,499,448 | 7.33 | 9,123,605 | 7,292,108 | -20.07 |
| TAIWAN | 12,812,284 | 11,526,623 | -10.03 | 4,951,311 | 4,124,097 | -16.71 |
| CHINA | 26,918,140 | 23,033,449 | -14.43 | 18,622,650 | 14,134,352 | -24.1 |
| MACAU | 19,392 | 0 | -100 | 3,232 | 0 | -100 |

TABEL 5. PERKEMBANGAN EKSPOR INDONESIA MENURUT KOMODITI DAN NEGARA TUJUAN

| JENIS BARANG | BERAT BERSIH (KG) | | PERUB | NILAI FOB (US \$) | | PERUB |
|------------------------------|-------------------|--------------|----------|-------------------|--------------|---------|
| | JAN-SEP 2005 | JAN-SEP 2006 | % | JAN-SEP 2005 | JAN-SEP 2006 | % |
| (1) | (2) | (3) | (4) | (5) | (6) | (7) |
| PAPUA NEW GUINEA | 2,810,093 | 670,974 | -76.12 | 938,163 | 404,219 | -56.91 |
| THAILAND | 59,822,828 | 32,267,315 | -46.06 | 20,074,682 | 11,863,500 | -40.9 |
| SINGAPORE | 24,239,832 | 25,071,196 | 3.43 | 19,750,027 | 25,995,145 | 31.62 |
| PHILIPPINES | 24,050,202 | 13,299,578 | -44.7 | 9,276,582 | 5,949,529 | -35.87 |
| MALAYSIA | 48,753,941 | 53,579,165 | 9.9 | 18,470,283 | 23,941,413 | 29.62 |
| MYANMAR (FORM. BURMA) | 5,325,659 | 7,596,893 | 42.65 | 1,124,128 | 1,611,415 | 43.35 |
| CAMBODIA | 973,772 | 713,844 | -26.69 | 288,138 | 245,061 | -14.95 |
| BRUNEI DARUSSALAM | 901,458 | 759,439 | -15.75 | 346,797 | 345,211 | -0.46 |
| NEPAL | 20,570 | 21,350 | 3.79 | 9,917 | 13,186 | 32.96 |
| VIET NAM | 6,457,999 | 8,903,465 | 37.87 | 2,944,674 | 5,232,781 | 77.7 |
| MALDIVES | 851,813 | 686,675 | -19.39 | 273,797 | 249,320 | -8.94 |
| INDIA | 27,676,744 | 42,358,838 | 53.05 | 11,769,417 | 16,576,769 | 40.85 |
| PAKISTAN | 8,623,516 | 6,889,603 | -20.11 | 5,834,521 | 4,513,091 | -22.65 |
| BANGLADESH | 15,198,351 | 4,863,631 | -68 | 3,672,249 | 1,650,093 | -55.07 |
| SRI LANKA | 4,455,824 | 3,362,841 | -24.53 | 1,531,333 | 1,282,100 | -16.28 |
| AFGHANISTAN | 845,300 | 523,568 | -38.06 | 445,175 | 342,613 | -23.04 |
| IRAQ | 0 | 57,488 | - | 0 | 47,353 | - |
| IRAN (ISLAMIC REPUBLIC OF) | 3,742,524 | 2,285,461 | -38.93 | 2,126,889 | 1,689,024 | -20.59 |
| SAUDI ARABIA | 7,329,286 | 3,095,730 | -57.76 | 3,358,004 | 1,561,950 | -53.49 |
| KUWAIT | 1,511,751 | 1,174,019 | -22.34 | 627,407 | 500,437 | -20.24 |
| JORDAN | 2,437,879 | 1,381,612 | -43.33 | 1,319,324 | 739,860 | -43.92 |
| LEBANON | 9,389,012 | 841,778 | -91.03 | 2,223,329 | 226,873 | -89.8 |
| PALESTINA | 0 | 19,581 | - | 0 | 9,986 | - |
| YEMEN | 1,546,376 | 1,711,189 | 10.66 | 471,604 | 658,721 | 39.68 |
| OMAN | 197,355 | 93,470 | -52.64 | 88,278 | 50,808 | -42.45 |
| SYRIA ARAB REPUBLIC | 2,751,021 | 2,712,518 | -1.4 | 2,775,737 | 2,539,492 | -8.51 |
| TURKEY | 12,347,882 | 34,730,039 | 181.26 | 5,583,463 | 10,251,820 | 83.61 |
| UNITED ARAB EMIRATES | 10,435,570 | 7,894,794 | -24.35 | 5,177,158 | 4,157,037 | -19.7 |
| QATAR | 184,319 | 427,537 | 131.95 | 93,764 | 216,590 | 130.99 |
| BAHRAIN | 231,972 | 127,525 | -45.03 | 87,755 | 42,590 | -51.47 |
| CYPRUS | 281,309 | 177,554 | -36.88 | 128,836 | 229,154 | 77.86 |
| EGYPT | 9,844,382 | 10,703,930 | 8.73 | 3,238,491 | 4,062,674 | 25.45 |
| LIBYAN ARAB JAMAHIRIYA | 257,226 | 180,670 | -29.76 | 153,176 | 102,156 | -33.31 |
| MOROCCO | 1,184,527 | 1,552,210 | 31.04 | 628,479 | 618,522 | -1.58 |
| TUNISIA | 725,934 | 29,620 | -95.92 | 218,336 | 14,628 | -93.3 |
| ALGERIA | 1,207,188 | 1,557,259 | 29 | 618,283 | 649,968 | 5.12 |
| SUDAN | 4,164,500 | 5,544,871 | 33.15 | 1,298,785 | 1,822,163 | 40.3 |
| ERITREA | 16,080 | 0 | -100 | 8,308 | 0 | -100 |
| NAMIBIA | 434 | 435 | 0.23 | 761 | 941 | 23.65 |
| ETHIOPIA | 194 | 255,750 | 131729.9 | 1,067 | 42,235 | 3858.29 |
| TANZANIA, UNITED REPUBLIC OF | 200,450 | 43,889 | -78.1 | 39,175 | 13,579 | -65.34 |
| MADAGASCAR | 652,765 | 382,007 | -41.48 | 178,356 | 142,112 | -20.32 |
| KENYA | 4,773,843 | 4,547,867 | -4.73 | 1,073,537 | 1,018,835 | -5.1 |
| REUNION | 127,730 | 141,211 | 10.55 | 68,187 | 77,580 | 13.78 |
| MOZAMBIQUE | 1,303,043 | 2,182,461 | 67.49 | 315,829 | 485,339 | 53.67 |
| BOTSWANA | 131 | 41 | -68.7 | 137 | 77 | -43.8 |
| EQUATORIAL GUINEA | 0 | 51,371 | - | 0 | 15,079 | - |
| TOGO | 244,969 | 115,782 | -52.74 | 78,279 | 49,051 | -37.34 |
| GHANA | 1,412,440 | 777,712 | -44.94 | 460,948 | 248,593 | -46.07 |
| LIBERIA | 19,440 | 104,836 | 439.28 | 4,779 | 24,634 | 415.46 |
| GUINEA | 299,868 | 20,414 | -93.19 | 111,427 | 32,053 | -71.23 |
| ANGOLA | 1,827,368 | 1,485,584 | -18.7 | 416,378 | 393,867 | -5.41 |
| CONGO | 83,206 | 58,634 | -29.53 | 12,181 | 19,376 | 59.07 |
| CAMEROON | 1,037,149 | 382,836 | -63.09 | 210,983 | 124,916 | -40.79 |
| NIGERIA | 1,750,364 | 1,371,423 | -21.65 | 449,074 | 414,783 | -7.64 |
| GABON | 151 | 158 | 4.64 | 259 | 483 | 86.49 |
| COTE D'IVOIRE | 542,040 | 309,947 | -42.82 | 170,445 | 91,199 | -46.49 |
| SENEGAL | 516,072 | 185,109 | -64.13 | 165,006 | 113,173 | -31.41 |
| BENIN | 204,805 | 194,640 | -4.96 | 57,553 | 56,377 | -2.04 |
| GAMBIA | 104,920 | 722 | -99.31 | 41,585 | 1,023 | -97.54 |
| U.S. VIRGIN ISLANDS | 636 | 214 | -66.35 | 1,084 | 733 | -32.38 |
| SEYCHELLES | 8,348 | 46,035 | 451.45 | 21,430 | 34,737 | 62.1 |
| UGANDA | 281,298 | 78,404 | -72.13 | 93,497 | 30,526 | -67.35 |
| DJIBOUTI | 362,270 | 251,262 | -30.64 | 86,986 | 114,560 | 31.7 |
| SOUTH AFRICA | 21,269,806 | 16,844,052 | -20.81 | 8,457,354 | 7,727,421 | -8.63 |
| ZIMBABWE | 214,026 | 51,348 | -76.01 | 122,384 | 21,822 | -82.17 |
| ZAMBIA | 93,212 | 27,083 | -70.94 | 63,465 | 19,019 | -70.03 |
| MALAWI | 0 | 8,392 | - | 0 | 6,871 | - |
| MAURITIUS | 2,719,037 | 1,962,169 | -27.84 | 1,168,017 | 630,876 | -45.99 |
| RWANDA | 89,992 | 89,964 | -0.03 | 25,188 | 24,615 | -2.27 |
| VIRGIN ISLANDS (BRITISH) | 198 | 0 | -100 | 1,136 | 0 | -100 |
| AUSTRALIA | 38,929,449 | 42,137,527 | 8.24 | 18,724,185 | 21,447,016 | 14.54 |
| NEW ZEALAND | 12,003,051 | 19,443,252 | 61.99 | 4,254,682 | 6,282,614 | 47.66 |

TABEL 5. PERKEMBANGAN EKSPOR INDONESIA MENURUT KOMODITI DAN NEGARA TUJUAN

| JENIS BARANG | BERAT BERSIH (KG) | | PERUB | NILAI FOB (US \$) | | PERUB |
|-------------------------------|-------------------|--------------|---------|-------------------|--------------|---------|
| | JAN-SEP 2005 | JAN-SEP 2006 | % | JAN-SEP 2005 | JAN-SEP 2006 | % |
| (1) | (2) | (3) | (4) | (5) | (6) | (7) |
| MICRONESIA, FEDERATED STATES | 341 | 222 | -34.9 | 612 | 500 | -18.3 |
| GUAM | 6,216 | 4,571 | -26.46 | 23,653 | 7,127 | -69.87 |
| PALAU | 157 | 1 | -99.36 | 330 | 10 | -96.97 |
| NEW CALEDONIA | 28,862 | 103,143 | 257.37 | 521,091 | 68,122 | -86.93 |
| NORTHERN MARIANA ISLANDS | 0 | 618 | - | 0 | 15,806 | - |
| SAINT VINCENT AND THE GRENADI | 1,816 | 275 | -84.86 | 1,468 | 306 | -79.16 |
| VANUATU | 38,850 | 21,047 | -45.82 | 23,888 | 18,086 | -24.29 |
| WALLIS AND FUTUNA ISLANDS | 166 | 195 | 17.47 | 228 | 180 | -21.05 |
| AMERICAN SAMOA | 1,674 | 19,468 | 1062.96 | 10,400 | 5,841 | -43.84 |
| COOK ISLANDS | 405 | 783 | 93.33 | 1,299 | 4,515 | 247.58 |
| FIJI | 706,662 | 290,962 | -58.83 | 363,927 | 146,010 | -59.88 |
| MARSHALL ISLANDS | 6,512 | 186 | -97.14 | 49,822 | 455 | -99.09 |
| SAMOA | 11,539 | 252,672 | 2089.72 | 9,199 | 104,858 | 1039.88 |
| SOLOMON ISLANDS | 0 | 8,946 | - | 0 | 9,352 | - |
| TONGA | 7,848 | 6,179 | -21.27 | 12,301 | 3,898 | -68.31 |
| CHRISTMAS ISLANDS | 28 | 0 | -100 | 50 | 0 | -100 |
| EAST TIMOR | 162,722 | 98,159 | -39.68 | 94,648 | 43,002 | -54.57 |
| UNITED STATES | 31,179,547 | 30,987,925 | -0.61 | 20,862,558 | 20,974,047 | 0.53 |
| CANADA | 10,205,973 | 6,987,304 | -31.54 | 3,944,431 | 2,616,769 | -33.66 |
| MEXICO | 2,883,769 | 3,416,237 | 18.46 | 1,237,857 | 1,472,653 | 18.97 |
| GUATEMALA | 2,233,188 | 1,011,797 | -54.69 | 729,533 | 461,298 | -36.77 |
| HONDURAS | 359,808 | 305,702 | -15.04 | 144,699 | 109,831 | -24.1 |
| NICARAGUA | 156,361 | 23,123 | -85.21 | 43,233 | 8,553 | -80.22 |
| PANAMA | 4,181,469 | 2,568,314 | -38.58 | 1,817,341 | 1,110,619 | -38.89 |
| SURINAME | 84,769 | 52,937 | -37.55 | 43,612 | 19,082 | -56.25 |
| CHILE | 3,073,020 | 4,188,026 | 36.28 | 1,549,296 | 1,858,756 | 19.97 |
| VENEZUELA | 114,685 | 2,515 | -97.81 | 41,342 | 4,688 | -88.66 |
| ARGENTINA | 765,927 | 830,368 | 8.41 | 806,104 | 419,639 | -47.94 |
| BRAZIL | 3,060,667 | 2,791,867 | -8.78 | 1,283,656 | 1,086,740 | -15.34 |
| COLOMBIA | 691,320 | 484,123 | -29.97 | 497,571 | 332,489 | -33.18 |
| BOLIVIA | 32,713 | 134 | -99.59 | 9,471 | 178 | -98.12 |
| URUGUAY | 555,753 | 192,386 | -65.38 | 314,422 | 86,014 | -72.64 |
| ECUADOR | 3,081,199 | 1,962,104 | -36.32 | 1,165,153 | 764,824 | -34.36 |
| PERU | 2,472,342 | 2,941,060 | 18.96 | 905,376 | 1,161,059 | 28.24 |
| GUYANA | 45,419 | 45,707 | 0.63 | 12,074 | 20,178 | 67.12 |
| TRINIDAD AND TOBAGO | 1,370,614 | 1,162,525 | -15.18 | 453,772 | 394,955 | -12.96 |
| BAHAMAS | 2,314 | 730 | -68.45 | 8,100 | 2,058 | -74.59 |
| JAMAICA | 723,756 | 385,676 | -46.71 | 242,494 | 125,859 | -48.1 |
| PUERTO RICO | 1,061,811 | 1,091,831 | 2.83 | 692,356 | 694,773 | 0.35 |
| BELIZE | 9,580 | 8,823 | -7.9 | 10,613 | 9,287 | -12.49 |
| DOMINICAN REPUBLIC | 536,544 | 1,039,222 | 93.69 | 212,862 | 401,773 | 88.75 |
| EL SALVADOR | 378,332 | 297,715 | -21.31 | 113,145 | 89,714 | -20.71 |
| COSTA RICA | 218,065 | 186,042 | -14.69 | 96,310 | 69,152 | -28.2 |
| HAITI | 277,138 | 155,083 | -44.04 | 68,167 | 55,938 | -17.94 |
| BARBADOS | 311,660 | 453,615 | 45.55 | 94,969 | 191,816 | 101.98 |
| ANTIGUA AND BARBUDA | 323 | 1,331 | 312.07 | 1,120 | 617 | -44.91 |
| ANGUILLA | 411 | 39 | -90.51 | 1,812 | 808 | -55.41 |
| ARUBA | 3,462 | 22,155 | 539.95 | 7,060 | 7,302 | 3.43 |
| BERMUDA | 96 | 0 | -100 | 746 | 0 | -100 |
| CAPE VERDE | 86,292 | 0 | -100 | 25,313 | 0 | -100 |
| CAYMAN ISLANDS | 469 | 0 | -100 | 483 | 0 | -100 |
| DOMINICA | 488 | 18,204 | 3630.33 | 1,440 | 11,648 | 708.89 |
| FALKLAND ISLANDS (MALVINAS) | 0 | 586 | - | 0 | 2,185 | - |
| FRENCH GUIANA | 0 | 193 | - | 0 | 397 | - |
| FRENCH POLYNESIA | 54,865 | 20,338 | -62.93 | 38,646 | 39,232 | 1.52 |
| GRENADA | 22,720 | 0 | -100 | 6,568 | 0 | -100 |
| MARTINIQUE | 879 | 228 | -74.06 | 1,235 | 708 | -42.67 |
| NETHERLANDS ANTILLES | 89,442 | 46,341 | -48.19 | 33,532 | 18,293 | -45.45 |
| SAINT LUCIA | 26,573 | 116,841 | 339.7 | 37,315 | 43,189 | 15.74 |
| TURKS AND CAICOS ISLANDS | 0 | 1,634 | - | 0 | 4,229 | - |
| GUADELOUPE | 3,579 | 20,396 | 469.88 | 7,349 | 12,490 | 69.96 |
| SAINT KITTS AND NEVIS | 4 | 14 | 250 | 39 | 24 | -38.46 |
| UNITED KINGDOM | 6,065,047 | 1,875,713 | -69.07 | 4,832,629 | 2,361,278 | -51.14 |
| NETHERLANDS | 1,095,510 | 1,181,983 | 7.89 | 1,076,556 | 1,087,981 | 1.06 |
| FRANCE | 1,350,345 | 1,201,763 | -11 | 1,254,080 | 1,361,734 | 8.58 |
| GERMANY, FED. REP. OF | 1,092,952 | 1,389,339 | 27.12 | 1,505,806 | 2,040,936 | 35.54 |
| AUSTRIA | 4,391 | 43,070 | 880.87 | 36,130 | 33,823 | -6.39 |
| BELGIUM | 828,388 | 552,215 | -33.34 | 987,936 | 727,922 | -26.32 |
| SWITZERLAND | 12,962 | 22,047 | 70.09 | 60,076 | 80,168 | 33.44 |
| DENMARK | 487,678 | 316,597 | -35.08 | 250,565 | 143,438 | -42.75 |
| NORWAY | 183,787 | 134,387 | -26.88 | 129,564 | 85,816 | -33.77 |
| SWEDEN | 325,866 | 59,653 | -81.69 | 196,046 | 59,660 | -69.57 |
| FINLAND | 87,484 | 64,782 | -25.95 | 60,194 | 38,241 | -36.47 |

TABEL 5. PERKEMBANGAN EKSPOR INDONESIA MENURUT KOMODITI DAN NEGARA TUJUAN

| JENIS BARANG | BERAT BERSIH (KG) | | PERUB | NILAI FOB (US \$) | | PERUB |
|--|----------------------|----------------------|--------------|----------------------|----------------------|--------------|
| | JAN-SEP 2005 | JAN-SEP 2006 | % | JAN-SEP 2005 | JAN-SEP 2006 | % |
| (1) | (2) | (3) | (4) | (5) | (6) | (7) |
| IRELAND | 189,620 | 244,294 | 28.83 | 189,970 | 208,543 | 9.78 |
| ITALY | 6,518,875 | 1,055,908 | -83.8 | 8,953,349 | 1,114,139 | -87.56 |
| SPAIN | 25,304,611 | 16,896,928 | -33.23 | 6,440,840 | 4,622,289 | -28.23 |
| PORTUGAL | 981,430 | 586,546 | -40.24 | 531,497 | 272,812 | -48.67 |
| ICELAND | 94 | 0 | -100 | 107 | 0 | -100 |
| GREECE | 2,277,263 | 1,288,626 | -43.41 | 789,467 | 564,568 | -28.49 |
| CZECHOSLOVAKIA | 203,325 | 111,483 | -45.17 | 71,895 | 38,360 | -46.64 |
| HUNGARY | 114,398 | 307,064 | 168.42 | 107,223 | 158,548 | 47.87 |
| POLAND | 2,067,454 | 3,217,228 | 55.61 | 1,075,504 | 1,773,449 | 64.89 |
| ROMANIA | 213,193 | 28,596 | -86.59 | 126,232 | 20,383 | -83.85 |
| BULGARIA | 169,997 | 91,528 | -46.16 | 80,022 | 44,495 | -44.4 |
| YUGOSLAVIA | 177 | 89 | -49.72 | 461 | 190 | -58.79 |
| ALBANIA | 73,269 | 92,836 | 26.71 | 28,402 | 50,166 | 76.63 |
| KAZAKHSTAN | 0 | 19,666 | - | 0 | 23,075 | - |
| UKRAINE | 124,990 | 683,071 | 446.5 | 147,144 | 698,346 | 374.6 |
| LITHUANIA | 18,065 | 136,556 | 655.91 | 24,388 | 117,465 | 381.65 |
| LATVIA | 13,909 | 510 | -96.33 | 8,165 | 205 | -97.49 |
| ESTONIA | 36,313 | 2,600 | -92.84 | 24,256 | 5,848 | -75.89 |
| GEORGIA | 0 | 51 | - | 0 | 245 | - |
| CROATIA | 98,122 | 209,928 | 113.95 | 62,562 | 136,730 | 118.55 |
| BOSNIA AND HERZEGOVINA | 247,317 | 406,373 | 64.31 | 159,768 | 264,024 | 65.25 |
| MALTA | 6,375 | 10,620 | 66.59 | 16,441 | 9,717 | -40.9 |
| SLOVAKIA | 78,325 | 61 | -99.92 | 36,092 | 148 | -99.59 |
| SLOVENIA | 159 | 22,814 | 14248.43 | 274 | 12,496 | 4460.58 |
| CZECH REPUBLIC | 509,887 | 793,264 | 55.58 | 302,729 | 449,250 | 48.4 |
| RUSSIA FEDERATION | 1,092,207 | 1,345,590 | 23.2 | 1,264,051 | 1,178,729 | -6.75 |
| KERTAS DAN BARANG DARI KERTAS | 2,412,688,934 | 2,872,384,373 | 19.05 | 1,754,246,241 | 2,150,353,767 | 22.58 |
| JAPAN | 270,388,123 | 285,974,458 | 5.76 | 233,740,735 | 247,662,797 | 5.96 |
| HONG KONG | 122,204,164 | 119,615,882 | -2.12 | 80,600,759 | 84,690,768 | 5.07 |
| KOREA, DEMOCRATIC PEOPLE'S REPUBLIC OF | 51,865 | 3,529 | -93.2 | 44,480 | 6,908 | -84.47 |
| KOREA, REPUBLIC OF | 72,967,806 | 82,151,732 | 12.59 | 49,611,916 | 59,949,229 | 20.84 |
| TAIWAN | 117,213,704 | 133,220,429 | 13.66 | 59,321,421 | 77,612,880 | 30.83 |
| CHINA | 223,111,386 | 233,487,719 | 4.65 | 133,076,527 | 154,695,198 | 16.25 |
| MONGOLIA | 50,230 | 43 | -99.91 | 71,753 | 10 | -99.99 |
| MACAU | 27 | 1 | -96.3 | 116 | 1 | -99.14 |
| PAPUA NEW GUINEA | 2,193,286 | 2,004,615 | -8.6 | 1,882,558 | 1,955,151 | 3.86 |
| THAILAND | 63,610,104 | 63,099,224 | -0.8 | 48,841,934 | 51,396,369 | 5.23 |
| SINGAPORE | 124,579,533 | 147,461,775 | 18.37 | 79,298,967 | 98,097,423 | 23.71 |
| PHILIPPINES | 61,861,709 | 68,316,035 | 10.43 | 40,332,808 | 46,056,819 | 14.19 |
| MALAYSIA | 237,686,443 | 290,329,613 | 22.15 | 152,580,257 | 196,090,301 | 28.52 |
| MYANMAR (FORM. BURMA) | 22,918,670 | 24,522,213 | 7 | 14,627,646 | 15,447,308 | 5.6 |
| CAMBODIA | 5,500,284 | 10,392,842 | 88.95 | 4,088,461 | 6,922,537 | 69.32 |
| BRUNEI DARUSSALAM | 348,551 | 784,842 | 125.17 | 521,981 | 1,007,839 | 93.08 |
| LAO PEOPLE'S DEMOCRATIC REPUBLIC | 27,317 | 22,353 | -18.17 | 81,869 | 53,575 | -34.56 |
| NEPAL | 71,782 | 131,123 | 82.67 | 26,231 | 750,915 | 2762.7 |
| VIET NAM | 78,247,484 | 106,515,222 | 36.13 | 49,471,460 | 70,535,177 | 42.58 |
| MALDIVES | 419,483 | 661,506 | 57.7 | 746,057 | 762,229 | 2.17 |
| INDIA | 39,667,477 | 51,111,632 | 28.85 | 23,551,398 | 32,671,581 | 38.72 |
| PAKISTAN | 34,791,937 | 60,491,597 | 73.87 | 24,720,533 | 45,976,287 | 85.98 |
| BANGLADESH | 13,903,688 | 20,527,625 | 47.64 | 10,211,222 | 14,661,595 | 43.58 |
| SRI LANKA | 45,779,846 | 56,712,493 | 23.88 | 22,967,285 | 32,403,764 | 41.09 |
| AFGHANISTAN | 47,880 | 212,673 | 344.18 | 65,230 | 299,510 | 359.16 |
| IRAQ | 19,234 | 28,413 | 47.72 | 30,346 | 45,574 | 50.18 |
| IRAN (ISLAMIC REPUBLIC OF) | 106,462,208 | 87,459,835 | -17.85 | 67,460,670 | 61,218,713 | -9.25 |
| SAUDI ARABIA | 68,023,053 | 90,146,742 | 32.52 | 53,001,380 | 59,288,581 | 11.86 |
| KUWAIT | 10,323,054 | 10,156,368 | -1.61 | 9,073,190 | 8,812,793 | -2.87 |
| JORDAN | 11,784,251 | 14,013,293 | 18.92 | 9,738,679 | 11,172,747 | 14.73 |
| LEBANON | 3,109,545 | 2,356,033 | -24.23 | 2,791,824 | 2,136,907 | -23.46 |
| YEMEN | 6,193,772 | 13,735,221 | 121.76 | 5,799,826 | 10,471,633 | 80.55 |
| OMAN | 3,246,123 | 4,159,328 | 28.13 | 2,960,552 | 3,623,467 | 22.39 |
| SYRIA ARAB REPUBLIC | 7,782,810 | 7,768,075 | -0.19 | 6,182,624 | 6,269,650 | 1.41 |
| TURKEY | 26,517,779 | 31,845,348 | 20.09 | 19,539,769 | 24,290,751 | 24.31 |
| UNITED ARAB EMIRATES | 57,557,007 | 63,321,994 | 10.02 | 48,850,269 | 53,890,653 | 10.32 |
| QATAR | 4,607,012 | 5,277,673 | 14.56 | 4,060,572 | 5,022,554 | 23.69 |
| BAHRAIN | 5,004,868 | 5,178,322 | 3.47 | 4,385,693 | 4,707,060 | 7.33 |
| CYPRUS | 3,332,206 | 2,574,799 | -22.73 | 2,754,888 | 2,143,051 | -22.21 |
| EGYPT | 38,423,669 | 26,322,893 | -31.49 | 27,215,533 | 18,155,897 | -33.29 |
| LIBYAN ARAB JAMAHIRIYA | 600,982 | 1,703,884 | 183.52 | 638,321 | 1,609,847 | 152.2 |
| MOROCCO | 809,306 | 509,186 | -37.08 | 743,219 | 511,979 | -31.11 |
| TUNISIA | 88 | 35,321 | 40037.5 | 105 | 138,083 | 131407.62 |
| ALGERIA | 2,012,133 | 124,892 | -93.79 | 2,066,097 | 58,963 | -97.15 |
| SUDAN | 7,657,276 | 12,123,937 | 58.33 | 6,020,685 | 8,542,857 | 41.89 |

TABEL 5. PERKEMBANGAN EKSPOR INDONESIA MENURUT KOMODITI DAN NEGARA TUJUAN

| JENIS BARANG | BERAT BERSIH (KG) | | PERUB | NILAI FOB (US \$) | | PERUB |
|--------------------------------|-------------------|--------------|---------|-------------------|--------------|---------|
| | JAN-SEP 2005 | JAN-SEP 2006 | % | JAN-SEP 2005 | JAN-SEP 2006 | % |
| (1) | (2) | (3) | (4) | (5) | (6) | (7) |
| ERITREA | 162,632 | 74,195 | -54.38 | 119,452 | 54,578 | -54.31 |
| NAMIBIA | 16,181 | 3 | -99.98 | 11,569 | 13 | -99.89 |
| ETHIOPIA | 577,970 | 766,254 | 32.58 | 340,195 | 434,134 | 27.61 |
| TANZANIA, UNITED REPUBLIC OF | 1,485,318 | 3,334,686 | 124.51 | 1,207,318 | 2,163,394 | 79.19 |
| MADAGASCAR | 2,404,831 | 2,000,915 | -16.8 | 2,313,218 | 2,070,502 | -10.49 |
| SOMALIA | 0 | 47,045 | - | 0 | 897,247 | - |
| KENYA | 6,733,214 | 6,593,202 | -2.08 | 5,189,605 | 5,423,340 | 4.5 |
| REUNION | 822,938 | 1,338,491 | 62.65 | 701,721 | 1,124,043 | 60.18 |
| MOZAMBIQUE | 904,692 | 1,511,871 | 67.11 | 718,970 | 1,279,855 | 78.01 |
| EQUATORIAL GUINEA | 36,513 | 53,910 | 47.65 | 27,804 | 51,552 | 85.41 |
| TOGO | 4,382,677 | 6,714,773 | 53.21 | 4,172,420 | 5,930,028 | 42.12 |
| GHANA | 5,120,834 | 6,870,715 | 34.17 | 4,160,469 | 5,337,738 | 28.3 |
| LIBERIA | 228,918 | 219,227 | -4.23 | 178,924 | 205,545 | 14.88 |
| GUINEA | 1,715,178 | 2,540,748 | 48.13 | 1,517,142 | 1,921,277 | 26.64 |
| ANGOLA | 467,174 | 709,787 | 51.93 | 381,554 | 496,563 | 30.14 |
| CONGO | 2,318,498 | 2,040,778 | -11.98 | 2,079,021 | 1,820,217 | -12.45 |
| CAMEROON | 1,638,447 | 2,867,084 | 74.99 | 1,508,788 | 2,408,168 | 59.61 |
| NIGERIA | 23,108,318 | 41,895,819 | 81.3 | 17,771,690 | 31,016,900 | 74.53 |
| SIERRA LEONE | 274,869 | 310,039 | 12.8 | 221,880 | 183,225 | -17.42 |
| GABON | 403,748 | 428,809 | 6.21 | 371,288 | 396,100 | 6.68 |
| COTE D'IVOIRE | 821,609 | 1,662,661 | 102.37 | 849,935 | 1,407,188 | 65.56 |
| SENEGAL | 829,755 | 832,676 | 0.35 | 717,358 | 704,794 | -1.75 |
| MAURITANIA | 628,000 | 1,116,307 | 77.76 | 602,508 | 1,032,650 | 71.39 |
| MALI | 135,121 | 46,762 | -65.39 | 460,350 | 32,025 | -93.04 |
| BENIN | 1,463,421 | 1,694,523 | 15.79 | 1,064,188 | 1,499,220 | 40.88 |
| BURKINA FASO | 15,225 | 229,177 | 1405.27 | 12,276 | 175,518 | 1329.77 |
| GAMBIA | 314,220 | 205,968 | -34.45 | 269,553 | 165,180 | -38.72 |
| U.S. VIRGIN ISLANDS | 0 | 281 | - | 0 | 965 | - |
| SEYCHELLES | 41,575 | 51,238 | 23.24 | 78,873 | 106,802 | 35.41 |
| UGANDA | 73,233 | 364,528 | 397.76 | 26,470 | 260,381 | 883.68 |
| CENTRAL AFRICAN REPUBLIC | 72,454 | 962 | -98.67 | 90,289 | 1,378 | -98.47 |
| CHAD | 0 | 6,560 | - | 0 | 12,400 | - |
| DJIBOUTI | 11,631,478 | 16,194,697 | 39.23 | 8,967,682 | 13,459,606 | 50.09 |
| SAINT HELENA | 1 | 5 | 400 | 1 | 5 | 400 |
| SAO TOME AND PRINCIPE | 0 | 34,110 | - | 0 | 39,416 | - |
| SOUTH AFRICA | 18,492,395 | 35,454,694 | 91.73 | 14,917,742 | 24,009,275 | 60.94 |
| ZIMBABWE | 1,315,384 | 1,020,586 | -22.41 | 1,042,523 | 787,105 | -24.5 |
| ZAMBIA | 0 | 37,924 | - | 0 | 27,685 | - |
| MALAWI | 20,933 | 308,098 | 1371.83 | 29,434 | 233,385 | 692.91 |
| COMOROS | 56,979 | 55,396 | -2.78 | 48,885 | 55,489 | 13.51 |
| MAURITIUS | 9,404,248 | 16,048,647 | 70.65 | 4,630,583 | 8,919,155 | 92.61 |
| RWANDA | 113,700 | 20,124 | -82.3 | 20,250 | 37,173 | 83.57 |
| ZAIRE | 38,033 | 6,255 | -83.55 | 27,125 | 8,458 | -68.82 |
| VIRGIN ISLANDS (BRITISH) | 14,841 | 0 | -100 | 10,764 | 0 | -100 |
| AUSTRALIA | 139,171,293 | 148,647,160 | 6.81 | 114,051,413 | 129,598,352 | 13.63 |
| NEW ZEALAND | 30,518,629 | 33,851,350 | 10.92 | 22,660,832 | 26,036,296 | 14.9 |
| MICRONESIA, FEDERATED STATES | 556 | 387 | -30.4 | 1,800 | 1,015 | -43.61 |
| GUAM | 36,650 | 44,982 | 22.73 | 27,256 | 77,622 | 184.79 |
| PALAU | 15 | 96 | 540 | 82 | 1,799 | 2093.9 |
| NAURU | 0 | 12,340 | - | 0 | 14,767 | - |
| NEW CALEDONIA | 272,471 | 720,900 | 164.58 | 204,441 | 528,111 | 158.32 |
| NORTHERN MARIANA ISLANDS | 2,752 | 25,951 | 842.99 | 3,902 | 23,846 | 511.12 |
| SAINT VINCENT AND THE GRENADI | 776 | 0 | -100 | 797 | 0 | -100 |
| VANUATU | 57,431 | 61,975 | 7.91 | 73,896 | 79,677 | 7.82 |
| WALLIS AND FUTUNA ISLANDS | 7,102 | 1,010 | -85.78 | 3,604 | 519 | -85.6 |
| BRITISH INDIAN OCEAN TERRITOR' | 514,834 | 0 | -100 | 335,225 | 0 | -100 |
| OTH.OCEANIA | 0 | 7,997 | - | 0 | 7,115 | - |
| AMERICAN SAMOA | 67,274 | 61,583 | -8.46 | 138,917 | 138,930 | 0.01 |
| COOK ISLANDS | 6,979 | 17,713 | 153.8 | 10,161 | 31,909 | 214.03 |
| FIJI | 1,505,041 | 2,275,714 | 51.21 | 1,185,589 | 1,832,078 | 54.53 |
| KIRIBATI | 18,937 | 0 | -100 | 14,771 | 0 | -100 |
| SAMOA | 47,785 | 53,709 | 12.4 | 97,829 | 54,770 | -44.01 |
| SOLOMON ISLANDS | 89,562 | 37,442 | -58.19 | 98,536 | 45,345 | -53.98 |
| TONGA | 62,555 | 73,724 | 17.85 | 40,664 | 48,641 | 19.62 |
| TUVALU | 190 | 0 | -100 | 816 | 0 | -100 |
| EAST TIMOR | 39,023 | 12,030 | -69.17 | 26,459 | 9,936 | -62.45 |
| UNITED STATES | 98,771,726 | 191,141,634 | 93.52 | 93,532,551 | 164,801,471 | 76.2 |
| CANADA | 29,079,245 | 40,535,993 | 39.4 | 23,001,455 | 32,965,300 | 43.32 |
| MEXICO | 363,711 | 1,556,104 | 327.84 | 410,121 | 1,452,928 | 254.27 |
| GUATEMALA | 565,431 | 2,735,232 | 383.74 | 487,568 | 2,010,179 | 312.29 |
| HONDURAS | 55,503 | 285,365 | 414.14 | 53,886 | 218,026 | 304.61 |
| NICARAGUA | 966,804 | 1,264,899 | 30.83 | 419,599 | 778,768 | 85.6 |
| PANAMA | 787,891 | 1,218,526 | 54.66 | 698,971 | 974,861 | 39.47 |

TABEL 5. PERKEMBANGAN EKSPOR INDONESIA MENURUT KOMODITI DAN NEGARA TUJUAN

| JENIS BARANG | BERAT BERSIH (KG) | | PERUB | NILAI FOB (US \$) | | PERUB |
|-----------------------------|-------------------|--------------|----------|-------------------|--------------|----------|
| | JAN-SEP 2005 | JAN-SEP 2006 | % | JAN-SEP 2005 | JAN-SEP 2006 | % |
| (1) | (2) | (3) | (4) | (5) | (6) | (7) |
| CUBA | 39,138 | 171,698 | 338.7 | 37,634 | 132,560 | 252.23 |
| CURACAO | 0 | 23,681 | - | 0 | 15,932 | - |
| SURINAME | 30,748 | 143,757 | 367.53 | 32,177 | 156,386 | 386.02 |
| CHILE | 1,166,173 | 1,239,887 | 6.32 | 1,368,052 | 1,380,018 | 0.87 |
| VENEZUELA | 2,051,131 | 2,106,591 | 2.7 | 1,720,172 | 2,161,584 | 25.66 |
| ARGENTINA | 1,202,334 | 1,312,501 | 9.16 | 1,376,205 | 1,485,070 | 7.91 |
| BRAZIL | 1,318,537 | 14,298,604 | 984.43 | 1,131,427 | 11,193,239 | 889.3 |
| COLOMBIA | 2,617,629 | 2,355,566 | -10.01 | 2,386,573 | 2,530,207 | 6.02 |
| BOLIVIA | 604 | 270 | -55.3 | 740 | 702 | -5.14 |
| URUGUAY | 48,608 | 169,454 | 248.61 | 60,905 | 174,476 | 186.47 |
| PARAGUAY | 160,849 | 228,529 | 42.08 | 211,688 | 288,419 | 36.25 |
| ECUADOR | 1,893,230 | 1,817,392 | -4.01 | 1,873,658 | 2,148,139 | 14.65 |
| PERU | 1,871,239 | 2,839,079 | 51.72 | 1,990,872 | 2,984,487 | 49.91 |
| GUYANA | 14,452 | 12,169 | -15.8 | 29,610 | 22,920 | -22.59 |
| TRINIDAD AND TOBAGO | 59,406 | 394,498 | 564.07 | 30,857 | 279,167 | 804.71 |
| BAHAMAS | 24,067 | 1,015 | -95.78 | 15,669 | 2,348 | -85.01 |
| JAMAICA | 58,510 | 184,944 | 216.09 | 61,172 | 188,545 | 208.22 |
| PUERTO RICO | 290,890 | 577,000 | 98.36 | 318,088 | 449,894 | 41.44 |
| BELIZE | 5,590 | 3,036 | -45.69 | 8,363 | 13,077 | 56.37 |
| DOMINICAN REPUBLIC | 613,071 | 568,643 | -7.25 | 497,174 | 512,063 | 2.99 |
| EL SALVADOR | 717,900 | 3,043,070 | 323.88 | 548,850 | 1,998,646 | 264.15 |
| COSTA RICA | 279,078 | 3,145,243 | 1027.01 | 251,728 | 2,046,441 | 712.96 |
| HAITI | 731,564 | 500,402 | -31.6 | 677,823 | 625,835 | -7.67 |
| BARBADOS | 115 | 33,430 | 28969.57 | 123 | 26,857 | 21734.96 |
| ANTIGUA AND BARBUDA | 346 | 2,997 | 766.18 | 415 | 9,705 | 2238.55 |
| ANGUILLA | 4 | 238 | 5850 | 2 | 103 | 5050 |
| ARUBA | 23 | 55 | 139.13 | 54 | 1,455 | 2594.44 |
| CAYMAN ISLANDS | 0 | 1 | - | 0 | 4 | - |
| DOMINICA | 25,825 | 0 | -100 | 19,826 | 0 | -100 |
| FALKLAND ISLANDS (MALVINAS) | 15,732 | 1 | -99.99 | 10,194 | 1 | -99.99 |
| FRENCH GUIANA | 0 | 1,225 | - | 0 | 1,385 | - |
| FRENCH POLYNESIA | 171,183 | 576,931 | 237.03 | 176,333 | 554,487 | 214.45 |
| GRENADA | 31,215 | 0 | -100 | 31,837 | 0 | -100 |
| MARTINIQUE | 210 | 255 | 21.43 | 292 | 1,528 | 423.29 |
| NETHERLANDS ANTILLES | 41,909 | 1,172 | -97.2 | 42,222 | 4,831 | -88.56 |
| GAUDELLOUPE | 150,755 | 76,894 | -48.99 | 141,019 | 63,472 | -54.99 |
| SAINT KITTS AND NEVIS | 0 | 2,115 | - | 0 | 3,536 | - |
| UNITED KINGDOM | 15,747,094 | 20,730,538 | 31.65 | 18,483,356 | 21,003,939 | 13.64 |
| NETHERLANDS | 7,702,056 | 9,032,213 | 17.27 | 8,885,562 | 9,873,928 | 11.12 |
| FRANCE | 2,504,891 | 3,039,447 | 21.34 | 3,363,274 | 4,447,697 | 32.24 |
| GERMANY, FED. REP. OF | 4,166,589 | 2,915,596 | -30.02 | 6,549,440 | 5,608,065 | -14.37 |
| AUSTRIA | 14,873 | 1,708,787 | 11389.19 | 29,740 | 1,146,107 | 3753.76 |
| BELGIUM | 18,505,308 | 22,602,224 | 22.14 | 16,999,384 | 20,005,955 | 17.69 |
| SWITZERLAND | 360,526 | 74,795 | -79.25 | 270,068 | 498,832 | 84.71 |
| LUXEMBOURG | 0 | 1 | - | 0 | 110 | - |
| DENMARK | 1,049,708 | 838,636 | -20.11 | 2,363,362 | 1,756,329 | -25.69 |
| NORWAY | 342,635 | 541,780 | 58.12 | 956,539 | 968,349 | 1.23 |
| SWEDEN | 583,449 | 625,642 | 7.23 | 1,249,439 | 1,400,961 | 12.13 |
| FINLAND | 266,469 | 477,503 | 79.2 | 478,899 | 909,160 | 89.84 |
| IRELAND | 1,659,044 | 1,268,717 | -23.53 | 1,844,450 | 1,622,244 | -12.05 |
| ITALY | 12,054,570 | 19,629,362 | 62.84 | 9,699,430 | 15,949,231 | 64.43 |
| SPAIN | 13,067,226 | 13,842,071 | 5.93 | 12,754,631 | 13,196,824 | 3.47 |
| PORTUGAL | 34,126 | 36,171 | 5.99 | 87,693 | 133,793 | 52.57 |
| ICELAND | 0 | 13,808 | - | 0 | 13,602 | - |
| GREECE | 5,896,785 | 9,993,969 | 69.48 | 5,009,772 | 8,129,675 | 62.28 |
| LIECHTENSTEIN | 172,013 | 185,823 | 8.03 | 434,175 | 497,395 | 14.56 |
| CZECHOSLOVAKIA | 230,579 | 1,591,190 | 590.08 | 196,797 | 1,353,399 | 587.71 |
| HUNGARY | 4,966 | 15,139 | 204.85 | 3,990 | 23,384 | 486.07 |
| POLAND | 282,284 | 223,565 | -20.8 | 424,671 | 399,681 | -5.88 |
| ROMANIA | 64,619 | 273,028 | 322.52 | 131,556 | 260,495 | 98.01 |
| BULGARIA | 26,032 | 95,372 | 266.36 | 27,434 | 114,557 | 317.57 |
| YUGOSLAVIA | 38,498 | 1,429 | -96.29 | 28,103 | 2,659 | -90.54 |
| ALBANIA | 0 | 109,526 | - | 0 | 104,608 | - |
| ARMENIA | 50,105 | 0 | -100 | 26,462 | 0 | -100 |
| AZERBAIJAN | 11,798 | 730 | -93.81 | 61,053 | 6,750 | -88.94 |
| BELARUS | 4,683 | 0 | -100 | 2,310 | 0 | -100 |
| KAZAKHSTAN | 223 | 24 | -89.24 | 2,641 | 38 | -98.56 |
| KYRGYZSTAN | 16,393 | 87,320 | 432.67 | 11,223 | 62,178 | 454.02 |
| UKRAINE | 3,301,883 | 1,853,838 | -43.86 | 3,824,189 | 2,135,257 | -44.16 |
| UZBEKISTAN | 18,722 | 0 | -100 | 7,987 | 0 | -100 |
| LITHUANIA | 1,093,911 | 966,199 | -11.67 | 1,179,827 | 1,053,777 | -10.68 |
| LATVIA | 223,663 | 380,683 | 70.2 | 231,390 | 385,589 | 66.64 |
| ESTONIA | 61,198 | 23,125 | -62.21 | 80,669 | 25,006 | -69 |

TABEL 5. PERKEMBANGAN EKSPOR INDONESIA MENURUT KOMODITI DAN NEGARA TUJUAN

| JENIS BARANG | BERAT BERSIH (KG) | | PERUB | NILAI FOB (US \$) | | PERUB |
|-------------------------------------|--------------------|--------------------|---------------|-------------------|--------------------|---------------|
| | JAN-SEP 2005 | JAN-SEP 2006 | % | JAN-SEP 2005 | JAN-SEP 2006 | % |
| (1) | (2) | (3) | (4) | (5) | (6) | (7) |
| GEORGIA | 605,223 | 1,787,150 | 195.29 | 472,341 | 1,242,294 | 163.01 |
| CROATIA | 307,205 | 133,658 | -56.49 | 310,744 | 119,307 | -61.61 |
| BOSNIA AND HERZEGOVINA | 0 | 1,814 | - | 0 | 1,300 | - |
| MALTA | 210,619 | 434,172 | 106.14 | 171,443 | 373,081 | 117.61 |
| SLOVAKIA | 0 | 134 | - | 0 | 1,358 | - |
| SLOVENIA | 695,649 | 728,323 | 4.7 | 619,940 | 631,939 | 1.94 |
| CZECH REPUBLIC | 40,543 | 19,278 | -52.45 | 31,107 | 57,711 | 85.52 |
| RUSSIA FEDERATION | 3,235,835 | 3,322,171 | 2.67 | 3,650,592 | 3,639,820 | -0.3 |
| -GLISEROL DAN LARUTAN ALKALI | 18,659,260 | 12,963,340 | -30.53 | 9,259,493 | 3,844,437 | -58.48 |
| JAPAN | 4,267,800 | 4,763,434 | 11.61 | 1,731,615 | 1,332,902 | -23.03 |
| KOREA, REPUBLIC OF | 1,143,845 | 258,630 | -77.39 | 716,387 | 152,257 | -78.75 |
| TAIWAN | 724,316 | 100,000 | -86.19 | 498,412 | 59,130 | -88.14 |
| CHINA | 2,543,770 | 4,876,320 | 91.7 | 1,412,974 | 829,237 | -41.31 |
| THAILAND | 220,000 | 408 | -99.81 | 141,260 | 1,300 | -99.08 |
| SINGAPORE | 20,340 | 0 | -100 | 7,933 | 0 | -100 |
| PHILIPPINES | 1,294,920 | 677,698 | -47.66 | 520,335 | 212,910 | -59.08 |
| MALAYSIA | 4,000 | 20,000 | 400 | 2,655 | 12,132 | 356.95 |
| INDIA | 0 | 201,920 | - | 0 | 28,268 | - |
| BANGLADESH | 20,000 | 20,000 | 0 | 15,750 | 12,560 | -20.25 |
| IRAN (ISLAMIC REPUBLIC OF) | 131,740 | 0 | -100 | 48,922 | 0 | -100 |
| SAUDI ARABIA | 140,000 | 380,000 | 171.43 | 88,000 | 224,800 | 155.45 |
| JORDAN | 140,000 | 140,000 | 0 | 85,348 | 80,500 | -5.68 |
| YEMEN | 0 | 20,000 | - | 0 | 12,000 | - |
| TURKEY | 0 | 20,000 | - | 0 | 11,586 | - |
| UNITED ARAB EMIRATES | 100,000 | 80,000 | -20 | 79,700 | 45,600 | -42.79 |
| EGYPT | 180,000 | 100,000 | -44.44 | 121,997 | 54,500 | -55.33 |
| TUNISIA | 20,000 | 0 | -100 | 14,500 | 0 | -100 |
| SUDAN | 480,000 | 700,000 | 45.83 | 288,000 | 418,000 | 45.14 |
| ETHIOPIA | 60,000 | 0 | -100 | 36,000 | 0 | -100 |
| TANZANIA, UNITED REPUBLIC OF | 40,000 | 0 | -100 | 27,861 | 0 | -100 |
| KENYA | 60,000 | 0 | -100 | 64,000 | 0 | -100 |
| GHANA | 40,000 | 60,000 | 50 | 44,000 | 31,200 | -29.09 |
| CAMEROON | 80,000 | 0 | -100 | 79,000 | 0 | -100 |
| SOUTH AFRICA | 1,011,675 | 40,000 | -96.05 | 263,036 | 25,420 | -90.34 |
| AUSTRALIA | 240,650 | 40,000 | -83.38 | 156,205 | 25,771 | -83.5 |
| NEW ZEALAND | 40,000 | 20,000 | -50 | 27,000 | 11,400 | -57.78 |
| UNITED STATES | 5,314,886 | 208,780 | -96.07 | 2,540,898 | 120,717 | -95.25 |
| CANADA | 201,318 | 216,150 | 7.37 | 143,267 | 129,816 | -9.39 |
| BRAZIL | 20,000 | 20,000 | 0 | 11,960 | 12,431 | 3.94 |
| PARAGUAY | 20,000 | 0 | -100 | 15,327 | 0 | -100 |
| RUSSIA FEDERATION | 100,000 | 0 | -100 | 77,151 | 0 | -100 |
| -MARGARIN DAN LEMAK LAINNYA | 198,678,469 | 213,426,759 | 7.42 | 92,325,418 | 105,405,826 | 14.17 |
| JAPAN | 308,458 | 310,744 | 0.74 | 216,599 | 230,406 | 6.37 |
| HONG KONG | 15,276,567 | 10,716,877 | -29.85 | 5,351,483 | 4,037,810 | -24.55 |
| KOREA, REPUBLIC OF | 1,063,729 | 165,343 | -84.46 | 610,764 | 96,411 | -84.21 |
| TAIWAN | 342,878 | 466,287 | 35.99 | 173,848 | 243,655 | 40.15 |
| CHINA | 5,220,184 | 30,434,405 | 483.01 | 2,113,018 | 12,877,333 | 509.43 |
| PAPUA NEW GUINEA | 1,069,562 | 752,058 | -29.69 | 581,528 | 448,846 | -22.82 |
| THAILAND | 43,200 | 41,928 | -2.94 | 16,150 | 21,221 | 31.4 |
| SINGAPORE | 190,211 | 360,789 | 89.68 | 151,583 | 194,686 | 28.44 |
| PHILIPPINES | 3,355,925 | 2,766,418 | -17.57 | 1,400,526 | 1,273,182 | -9.09 |
| MALAYSIA | 110,277 | 106,231 | -3.67 | 132,757 | 79,152 | -40.38 |
| MYANMAR (FORM. BURMA) | 897,798 | 442,082 | -50.76 | 508,688 | 244,264 | -51.98 |
| CAMBODIA | 21,600 | 43,200 | 100 | 9,180 | 19,116 | 108.24 |
| VIET NAM | 5,694,850 | 11,183,554 | 96.38 | 2,370,818 | 4,686,346 | 97.67 |
| MALDIVES | 24,222 | 30,422 | 25.6 | 19,449 | 19,722 | 1.4 |
| INDIA | 153,186 | 876,512 | 472.19 | 60,099 | 386,684 | 543.41 |
| SRI LANKA | 11,402,570 | 11,775,940 | 3.27 | 4,980,918 | 5,213,277 | 4.66 |
| IRAQ | 76,397,882 | 59,464,899 | -22.16 | 37,162,932 | 31,924,771 | -14.1 |
| IRAN (ISLAMIC REPUBLIC OF) | 397,440 | 4,945 | -98.76 | 200,703 | 4,900 | -97.56 |
| SAUDI ARABIA | 2,993,889 | 1,861,663 | -37.82 | 1,370,872 | 888,068 | -35.22 |
| KUWAIT | 142,149 | 66,300 | -53.36 | 93,212 | 49,472 | -46.93 |
| JORDAN | 19,447 | 0 | -100 | 9,571 | 0 | -100 |
| OMAN | 160,599 | 60,290 | -62.46 | 74,336 | 27,678 | -62.77 |
| SYRIA ARAB REPUBLIC | 445,000 | 1,398,000 | 214.16 | 212,479 | 653,842 | 207.72 |
| TURKEY | 350,000 | 1,516,200 | 333.2 | 163,903 | 757,709 | 362.29 |
| UNITED ARAB EMIRATES | 256,991 | 260,910 | 1.52 | 188,679 | 126,246 | -33.09 |
| QATAR | 40,500 | 40,500 | 0 | 18,225 | 17,618 | -3.33 |
| BAHRAIN | 40,500 | 60,630 | 49.7 | 17,820 | 27,424 | 53.89 |
| CYPRUS | 40,500 | 19,500 | -51.85 | 17,010 | 8,327 | -51.05 |
| EGYPT | 2,312,200 | 1,353,600 | -41.46 | 1,016,976 | 651,612 | -35.93 |

TABEL 5. PERKEMBANGAN EKSPOR INDONESIA MENURUT KOMODITI DAN NEGARA TUJUAN

| JENIS BARANG | BERAT BERSIH (KG) | | PERUB | NILAI FOB (US \$) | | PERUB |
|------------------------------|--------------------|--------------------|-------------|--------------------|--------------------|------------|
| | JAN-SEP 2005 | JAN-SEP 2006 | % | JAN-SEP 2005 | JAN-SEP 2006 | % |
| (1) | (2) | (3) | (4) | (5) | (6) | (7) |
| ALGERIA | 4,890,799 | 6,578,421 | 34.51 | 2,238,586 | 3,072,071 | 37.23 |
| SUDAN | 1,136,529 | 776,148 | -31.71 | 518,429 | 394,774 | -23.85 |
| ETHIOPIA | 460,800 | 584,660 | 26.88 | 200,228 | 274,453 | 37.07 |
| TANZANIA, UNITED REPUBLIC OF | 289,499 | 718,228 | 148.09 | 130,996 | 347,567 | 165.33 |
| KENYA | 20,000 | 0 | -100 | 14,600 | 0 | -100 |
| MOZAMBIQUE | 514,302 | 1,820,082 | 253.89 | 245,010 | 915,063 | 273.48 |
| EQUATORIAL GUINEA | 49,337 | 15,840 | -67.89 | 28,317 | 9,504 | -66.44 |
| TOGO | 759,787 | 1,053,362 | 38.64 | 389,234 | 568,683 | 46.1 |
| GHANA | 5,134,681 | 5,213,940 | 1.54 | 2,552,629 | 2,639,971 | 3.42 |
| LIBERIA | 309,200 | 438,479 | 41.81 | 163,467 | 247,632 | 51.49 |
| GUINEA | 78,670 | 50,214 | -36.17 | 39,685 | 28,606 | -27.92 |
| ANGOLA | 4,124,505 | 7,258,376 | 75.98 | 2,003,718 | 3,680,023 | 83.66 |
| CONGO | 1,431,182 | 734,553 | -48.68 | 726,884 | 387,408 | -46.7 |
| CAMEROON | 130,368 | 168,223 | 29.04 | 59,621 | 101,371 | 70.03 |
| NIGERIA | 1,260,528 | 2,269,911 | 80.08 | 593,362 | 1,123,465 | 89.34 |
| SIERRA LEONE | 428,619 | 240,064 | -43.99 | 210,077 | 120,943 | -42.43 |
| GABON | 49,279 | 48,544 | -1.49 | 27,928 | 28,510 | 2.08 |
| COTE D'IVOIRE | 430,200 | 160,000 | -62.81 | 195,154 | 71,400 | -63.41 |
| SENEGAL | 280,566 | 237 | -99.92 | 151,225 | 4,808 | -96.82 |
| MAURITANIA | 0 | 16 | - | 0 | 10 | - |
| BENIN | 5,192,718 | 8,856,839 | 70.56 | 2,517,428 | 4,231,804 | 68.1 |
| GAMBIA | 31,607 | 112,259 | 255.17 | 15,034 | 63,338 | 321.3 |
| DJIBOUTI | 576,798 | 491,680 | -14.76 | 256,478 | 236,477 | -7.8 |
| SAINT HELENA | 20,000 | 0 | -100 | 11,000 | 0 | -100 |
| SAO TOME AND PRINCIPE | 152,622 | 122,312 | -19.86 | 87,777 | 73,030 | -16.8 |
| SOUTH AFRICA | 1,530,764 | 3,372,310 | 120.3 | 729,001 | 3,140,295 | 330.77 |
| MALAWI | 53,840 | 72,967 | 35.53 | 27,060 | 39,558 | 46.19 |
| MAURITIUS | 0 | 13,673 | - | 0 | 9,295 | - |
| ZAIRE | 0 | 53,184 | - | 0 | 28,778 | - |
| AUSTRALIA | 537,147 | 765,694 | 42.55 | 264,286 | 366,535 | 38.69 |
| NEW ZEALAND | 2,124,665 | 2,560,436 | 20.51 | 1,292,638 | 1,477,826 | 14.33 |
| MICRONESIA, FEDERATED STATES | 0 | 5,475 | - | 0 | 2,464 | - |
| NEW CALEDONIA | 15,000 | 0 | -100 | 12,915 | 0 | -100 |
| VANUATU | 1,428 | 1,802 | 26.19 | 1,288 | 1,473 | 14.36 |
| FIJI | 20,000 | 20,001 | 0.01 | 9,200 | 9,901 | 7.62 |
| KIRIBATI | 0 | 11,099 | - | 0 | 8,918 | - |
| SOLOMON ISLANDS | 16,627 | 15,711 | -5.51 | 33,943 | 17,181 | -49.38 |
| TONGA | 41,036 | 0 | -100 | 18,913 | 0 | -100 |
| EAST TIMOR | 107,975 | 29,276 | -72.89 | 94,693 | 20,084 | -78.79 |
| UNITED STATES | 12,581 | 79,113 | 528.83 | 20,175 | 76,358 | 278.88 |
| CANADA | 81,600 | 40,500 | -50.37 | 52,224 | 20,655 | -60.45 |
| SURINAME | 0 | 30,475 | - | 0 | 28,700 | - |
| CHILE | 80,000 | 0 | -100 | 35,200 | 0 | -100 |
| GUYANA | 38,779 | 40,958 | 5.62 | 16,769 | 18,737 | 11.74 |
| TRINIDAD AND TOBAGO | 0 | 500,507 | - | 0 | 250,886 | - |
| JAMAICA | 1,431,536 | 1,944,563 | 35.84 | 595,819 | 850,159 | 42.69 |
| COSTA RICA | 0 | 140,147 | - | 0 | 70,224 | - |
| BARBADOS | 0 | 120,126 | - | 0 | 61,866 | - |
| UNITED KINGDOM | 0 | 110 | - | 0 | 320 | - |
| NETHERLANDS | 2,032,079 | 1,515,840 | -25.4 | 713,038 | 511,962 | -28.2 |
| GERMANY, FED. REP. OF | 210,000 | 716,000 | 240.95 | 92,400 | 322,290 | 248.8 |
| SWITZERLAND | 50,000 | 0 | -100 | 22,000 | 0 | -100 |
| FINLAND | 0 | 14,457 | - | 0 | 7,560 | - |
| ITALY | 200 | 0 | -100 | 86 | 0 | -100 |
| SPAIN | 0 | 38,000 | - | 0 | 18,240 | - |
| PORTUGAL | 1,412 | 0 | -100 | 2,030 | 0 | -100 |
| GREECE | 19,799 | 43,029 | 117.33 | 10,247 | 21,278 | 107.65 |
| CZECHOSLOVAKIA | 1,636,100 | 780,088 | -52.32 | 827,908 | 416,276 | -49.72 |
| HUNGARY | 299,720 | 190,800 | -36.34 | 125,012 | 85,096 | -31.93 |
| POLAND | 102,000 | 133,500 | 30.88 | 48,205 | 67,685 | 40.41 |
| ROMANIA | 1,100,999 | 1,730,480 | 57.17 | 467,000 | 779,081 | 66.83 |
| BULGARIA | 42,000 | 520,000 | 1138.1 | 18,900 | 228,800 | 1110.58 |
| KAZAKHSTAN | 86,000 | 0 | -100 | 41,360 | 0 | -100 |
| UKRAINE | 6,660,967 | 2,597,123 | -61.01 | 3,568,907 | 2,249,604 | -36.97 |
| UZBEKISTAN | 84,000 | 0 | -100 | 35,280 | 0 | -100 |
| LITHUANIA | 42,000 | 0 | -100 | 20,379 | 0 | -100 |
| ESTONIA | 0 | 22,500 | - | 0 | 11,194 | - |
| GEORGIA | 0 | 18,809 | - | 0 | 11,224 | - |
| SLOVENIA | 190,000 | 265,000 | 39.47 | 90,600 | 120,755 | 33.28 |
| CZECH REPUBLIC | 81,000 | 81,000 | 0 | 35,438 | 39,488 | 11.43 |
| RUSSIA FEDERATION | 23,422,305 | 20,649,391 | -11.84 | 10,381,511 | 10,184,391 | -1.9 |
| -SABUN MANDI DAN CUCI | 348,510,485 | 357,741,708 | 2.65 | 248,991,915 | 256,222,694 | 2.9 |

TABEL 5. PERKEMBANGAN EKSPOR INDONESIA MENURUT KOMODITI DAN NEGARA TUJUAN

| JENIS BARANG | BERAT BERSIH (KG) | | PERUB | NILAI FOB (US \$) | | PERUB |
|-------------------------------|-------------------|--------------|---------|-------------------|--------------|---------|
| | JAN-SEP 2005 | JAN-SEP 2006 | % | JAN-SEP 2005 | JAN-SEP 2006 | % |
| | (1) | (2) | (3) | (4) | (5) | (6) |
| JAPAN | 10,135,822 | 9,078,535 | -10.43 | 8,402,841 | 8,451,349 | 0.58 |
| HONG KONG | 5,911,434 | 3,760,204 | -36.39 | 4,102,233 | 2,921,774 | -28.78 |
| KOREA, DEMOCRATIC PEOPLE'S RI | 101,664 | 24,470 | -75.93 | 88,839 | 24,449 | -72.48 |
| KOREA, REPUBLIC OF | 2,921,414 | 2,482,144 | -15.04 | 2,293,916 | 2,682,000 | 16.92 |
| TAIWAN | 3,490,640 | 5,193,184 | 48.77 | 3,261,403 | 4,795,974 | 47.05 |
| CHINA | 26,735,917 | 31,468,334 | 17.7 | 13,513,570 | 16,483,999 | 21.98 |
| MONGOLIA | 1,653,854 | 1,597,365 | -3.42 | 905,598 | 804,085 | -11.21 |
| PAPUA NEW GUINEA | 7,833,427 | 6,868,100 | -12.32 | 4,115,720 | 3,707,338 | -9.92 |
| THAILAND | 5,395,152 | 9,523,929 | 76.53 | 4,368,808 | 6,633,724 | 51.84 |
| SINGAPORE | 18,070,741 | 16,498,590 | -8.7 | 18,918,050 | 17,335,282 | -8.37 |
| PHILIPPINES | 7,919,498 | 9,779,138 | 23.48 | 7,595,143 | 8,559,301 | 12.69 |
| MALAYSIA | 44,329,458 | 41,951,458 | -5.36 | 34,675,845 | 31,865,886 | -8.1 |
| MYANMAR (FORM. BURMA) | 1,877,095 | 1,141,783 | -39.17 | 1,004,503 | 667,218 | -33.58 |
| CAMBODIA | 19,023 | 36,889 | 93.92 | 29,523 | 34,297 | 16.17 |
| BRUNEI DARUSSALAM | 199,130 | 399,230 | 100.49 | 471,264 | 644,945 | 36.85 |
| NEPAL | 180,804 | 120,021 | -33.62 | 192,253 | 127,887 | -33.48 |
| VIET NAM | 3,097,470 | 3,850,765 | 24.32 | 3,691,704 | 4,048,254 | 9.66 |
| MALDIVES | 1,288,202 | 1,158,678 | -10.05 | 1,177,132 | 1,070,150 | -9.09 |
| INDIA | 14,970,550 | 10,717,191 | -28.41 | 8,882,845 | 7,282,377 | -18.02 |
| PAKISTAN | 6,372,396 | 2,948,838 | -53.72 | 4,767,066 | 3,128,084 | -34.38 |
| BANGLADESH | 3,713,743 | 152,255 | -95.9 | 2,032,448 | 144,432 | -92.89 |
| SRI LANKA | 640,820 | 498,881 | -22.15 | 710,851 | 546,634 | -23.1 |
| AFGHANISTAN | 256,951 | 37,774 | -85.3 | 497,206 | 44,511 | -91.05 |
| IRAQ | 2,569,452 | 5,154,328 | 100.6 | 1,657,635 | 4,233,713 | 155.41 |
| IRAN (ISLAMIC REPUBLIC OF) | 358,722 | 447,942 | 24.87 | 396,854 | 428,786 | 21.65 |
| SAUDI ARABIA | 1,442,911 | 1,330,749 | -7.77 | 1,543,648 | 1,416,675 | -8.23 |
| KUWAIT | 99,705 | 61,171 | -38.65 | 102,380 | 64,198 | -37.29 |
| JORDAN | 119,017 | 135,292 | 13.67 | 103,473 | 125,991 | 21.76 |
| LEBANON | 233,382 | 373,184 | 59.9 | 196,221 | 337,119 | 71.81 |
| YEMEN | 3,461,313 | 1,849,141 | -46.58 | 2,973,176 | 1,801,793 | -39.4 |
| OMAN | 25,653 | 600,000 | 2238.91 | 35,208 | 257,200 | 630.52 |
| SYRIA ARAB REPUBLIC | 0 | 38,227 | - | 0 | 47,124 | - |
| TURKEY | 31,872 | 322,439 | 911.67 | 82,071 | 200,671 | 144.51 |
| UNITED ARAB EMIRATES | 9,972,930 | 8,528,823 | -14.48 | 8,291,676 | 6,723,819 | -18.91 |
| QATAR | 31,892 | 112 | -99.65 | 39,331 | 2,854 | -92.74 |
| BAHRAIN | 32,520 | 44,512 | 36.88 | 18,303 | 44,325 | 142.17 |
| CYPRUS | 62,200 | 66,237 | 6.49 | 79,681 | 87,235 | 9.48 |
| EGYPT | 9,821,141 | 11,426,322 | 16.34 | 5,059,593 | 6,268,954 | 23.9 |
| LIBYAN ARAB JAMAHIRIYA | 865,121 | 1,340,844 | 54.99 | 612,813 | 1,387,597 | 126.43 |
| MOROCCO | 89,705 | 76 | -99.92 | 56,492 | 181 | -99.68 |
| ALGERIA | 5,690,253 | 5,980,910 | 5.11 | 2,024,212 | 2,298,299 | 13.54 |
| SUDAN | 618,828 | 1,078,133 | 74.22 | 626,063 | 1,166,704 | 86.36 |
| ERITREA | 526,977 | 264,000 | -49.9 | 285,280 | 168,080 | -41.08 |
| NAMIBIA | 223,137 | 915,750 | 310.4 | 205,123 | 870,617 | 324.44 |
| ETHIOPIA | 13,041,548 | 8,222,399 | -36.95 | 5,797,873 | 4,408,399 | -23.97 |
| TANZANIA, UNITED REPUBLIC OF | 1,476,959 | 2,346,538 | 58.88 | 937,086 | 1,931,879 | 106.16 |
| MADAGASCAR | 2,369,917 | 3,178,498 | 34.12 | 1,761,932 | 2,267,614 | 28.7 |
| SOMALIA | 0 | 357,550 | - | 0 | 181,574 | - |
| KENYA | 1,863,389 | 648,274 | -65.21 | 1,196,493 | 397,362 | -66.79 |
| REUNION | 4,892 | 96 | -98.04 | 10,989 | 238 | -97.83 |
| MOZAMBIQUE | 2,347,185 | 4,022,801 | 71.39 | 1,604,612 | 2,745,152 | 71.08 |
| EQUATORIAL GUINEA | 321,601 | 423,707 | 31.75 | 240,586 | 331,414 | 37.75 |
| TOGO | 5,195,162 | 4,142,023 | -20.27 | 3,477,119 | 2,805,487 | -19.32 |
| GHANA | 6,518,412 | 8,213,433 | 26 | 5,030,375 | 5,714,291 | 13.6 |
| LIBERIA | 1,319,303 | 1,744,354 | 32.22 | 952,627 | 1,172,988 | 23.13 |
| GUINEA | 397,439 | 666,143 | 67.61 | 292,754 | 487,464 | 66.51 |
| ANGOLA | 10,252,042 | 18,609,929 | 81.52 | 8,085,601 | 11,896,827 | 47.14 |
| CONGO | 3,267,211 | 5,635,261 | 72.48 | 1,973,367 | 3,448,316 | 74.74 |
| CAMEROON | 2,263,146 | 2,859,802 | 26.36 | 1,587,798 | 2,011,920 | 26.71 |
| NIGERIA | 18,790,723 | 21,127,266 | 12.43 | 12,690,501 | 11,227,482 | -11.53 |
| SIERRA LEONE | 1,336,163 | 1,271,355 | -4.85 | 1,227,126 | 1,029,786 | -16.08 |
| GABON | 736,033 | 715,896 | -2.74 | 524,769 | 500,770 | -4.57 |
| COTE D'IVOIRE | 127,765 | 168,427 | 31.83 | 96,563 | 129,608 | 34.22 |
| SENEGAL | 1,191,210 | 1,215,781 | 2.06 | 810,999 | 762,312 | -6 |
| MAURITANIA | 2,049,413 | 2,266,328 | 10.58 | 1,495,849 | 1,589,383 | 6.25 |
| MALI | 1,128,750 | 1,135,610 | 0.61 | 793,634 | 805,778 | 1.53 |
| BENIN | 7,454,727 | 11,966,768 | 60.53 | 6,791,034 | 10,255,089 | 51.01 |
| BURKINA FASO | 634,855 | 1,087,104 | 71.24 | 478,233 | 858,090 | 79.43 |
| GUINEA BISSAU | 18,834 | 655,365 | 3379.69 | 16,812 | 314,541 | 1770.93 |
| GAMBIA | 100,656 | 97,314 | -3.32 | 81,299 | 87,740 | 7.92 |
| SEYCHELLES | 175,663 | 252,877 | 43.96 | 133,352 | 177,617 | 33.19 |
| UGANDA | 127,649 | 116,361 | -8.84 | 124,403 | 113,320 | -8.91 |
| CENTRAL AFRICAN REPUBLIC | 384,589 | 159,092 | -58.63 | 332,700 | 120,483 | -63.79 |

TABEL 5. PERKEMBANGAN EKSPOR INDONESIA MENURUT KOMODITI DAN NEGARA TUJUAN

| JENIS BARANG | BERAT BERSIH (KG) | | PERUB | NILAI FOB (US \$) | | PERUB |
|------------------------------|-------------------|--------------|---------|-------------------|--------------|---------|
| | JAN-SEP 2005 | JAN-SEP 2006 | % | JAN-SEP 2005 | JAN-SEP 2006 | % |
| (1) | (2) | (3) | (4) | (5) | (6) | (7) |
| NIGER | 1,022,921 | 175,497 | -82.84 | 1,186,944 | 124,258 | -89.53 |
| CHAD | 202,280 | 12,837 | -93.65 | 356,268 | 11,620 | -96.74 |
| DJIBOUTI | 15,381,359 | 11,024,273 | -28.33 | 7,529,328 | 6,238,659 | -17.14 |
| SAINT HELENA | 5,527 | 0 | -100 | 11,055 | 0 | -100 |
| SAO TOME AND PRINCIPE | 58,776 | 142,886 | 143.1 | 49,202 | 91,985 | 86.95 |
| SOUTH AFRICA | 2,314,488 | 1,522,332 | -34.23 | 1,469,204 | 990,609 | -32.58 |
| ZIMBABWE | 200,000 | 53,746 | -73.13 | 92,000 | 50,605 | -44.99 |
| ZAMBIA | 24,821 | 0 | -100 | 41,130 | 0 | -100 |
| MALAWI | 5,202,496 | 7,388,258 | 42.01 | 1,681,589 | 2,673,432 | 58.98 |
| COMOROS | 101,893 | 154,134 | 51.27 | 85,219 | 135,126 | 58.56 |
| BURUNDI | 12,096 | 0 | -100 | 11,550 | 0 | -100 |
| MAURITIUS | 1,658,868 | 1,567,354 | -5.52 | 986,957 | 832,222 | -15.68 |
| RWANDA | 72,142 | 123,647 | 71.39 | 70,151 | 121,063 | 72.57 |
| ZAIRE | 120,318 | 113,169 | -5.94 | 112,830 | 103,936 | -7.88 |
| AUSTRALIA | 4,619,067 | 4,477,139 | -3.07 | 4,877,036 | 4,701,671 | -3.6 |
| NEW ZEALAND | 765,553 | 541,668 | -29.24 | 871,692 | 651,564 | -25.25 |
| MICRONESIA, FEDERATED STATES | 263,672 | 125,507 | -52.4 | 207,959 | 93,007 | -55.28 |
| GUAM | 118 | 34 | -71.19 | 423 | 395 | -6.62 |
| PALAU | 12,858 | 3,085 | -76.01 | 11,170 | 2,648 | -76.29 |
| NEW CALEDONIA | 10,578 | 61 | -99.42 | 22,593 | 162 | -99.28 |
| NORTHERN MARIANA ISLANDS | 29,663 | 22,326 | -24.73 | 40,251 | 25,204 | -37.38 |
| VANUATU | 299,414 | 216,426 | -27.72 | 202,430 | 145,817 | -27.97 |
| WALLIS AND FUTUNA ISLANDS | 447 | 0 | -100 | 475 | 0 | -100 |
| AMERICAN SAMOA | 0 | 6,722 | - | 0 | 7,292 | - |
| COOK ISLANDS | 62,766 | 79,024 | 25.9 | 48,832 | 59,809 | 22.48 |
| FIJI | 3,746,797 | 3,910,593 | 4.37 | 1,937,940 | 2,260,536 | 16.65 |
| KIRIBATI | 236,005 | 343,754 | 45.66 | 190,538 | 265,422 | 39.3 |
| MARSHALL ISLANDS | 42,120 | 3,646 | -91.34 | 38,553 | 3,333 | -91.35 |
| SAMOA | 556,612 | 633,575 | 13.83 | 417,678 | 511,389 | 22.44 |
| SOLOMON ISLANDS | 398,058 | 324,912 | -18.38 | 409,068 | 309,952 | -24.23 |
| TONGA | 57,924 | 71,836 | 24.02 | 42,059 | 82,916 | 97.14 |
| TUVALU | 47,387 | 17,593 | -62.87 | 39,967 | 14,212 | -64.44 |
| EAST TIMOR | 518,017 | 262,819 | -49.26 | 442,031 | 242,815 | -45.07 |
| UNITED STATES | 1,361,241 | 1,308,029 | -3.91 | 1,210,665 | 1,237,852 | 2.25 |
| CANADA | 318,254 | 405,171 | 27.31 | 214,174 | 357,809 | 67.06 |
| MEXICO | 60,000 | 60,000 | 0 | 109,606 | 109,216 | -0.36 |
| GUATEMALA | 224,193 | 161,151 | -28.12 | 206,287 | 149,075 | -27.73 |
| HONDURAS | 24,768 | 0 | -100 | 22,575 | 0 | -100 |
| PANAMA | 1,064,834 | 1,506,817 | 41.51 | 948,243 | 1,334,936 | 40.78 |
| SURINAME | 223,320 | 285,599 | 27.89 | 241,974 | 357,380 | 47.69 |
| CHILE | 502,690 | 464,541 | -7.59 | 444,896 | 353,496 | -20.54 |
| VENEZUELA | 0 | 25,229 | - | 0 | 21,900 | - |
| ARGENTINA | 0 | 245 | - | 0 | 929 | - |
| BRAZIL | 31 | 656 | 2016.13 | 14 | 353 | 2421.43 |
| COLOMBIA | 145,866 | 273,298 | 87.36 | 123,590 | 240,116 | 94.28 |
| BOLIVIA | 579,676 | 823,804 | 42.11 | 498,482 | 696,119 | 39.65 |
| PERU | 0 | 14,670 | - | 0 | 13,076 | - |
| GUYANA | 59,917 | 14,688 | -75.49 | 44,011 | 12,750 | -71.03 |
| TRINIDAD AND TOBAGO | 209,737 | 203,547 | -2.95 | 179,531 | 179,993 | 0.26 |
| JAMAICA | 1,228,500 | 480,000 | -60.93 | 487,020 | 210,300 | -56.82 |
| BELIZE | 107 | 251 | 134.58 | 280 | 1,250 | 346.43 |
| DOMINICAN REPUBLIC | 136,325 | 177,405 | 30.13 | 117,129 | 169,938 | 45.09 |
| EL SALVADOR | 49,536 | 24,768 | -50 | 46,440 | 24,080 | -48.15 |
| COSTA RICA | 93,361 | 25,229 | -72.98 | 84,783 | 21,900 | -74.17 |
| HAITI | 1,111,852 | 2,759,243 | 148.17 | 1,108,174 | 2,652,915 | 139.4 |
| BARBADOS | 4,678 | 18,140 | 287.77 | 6,281 | 23,403 | 272.6 |
| ANGUILLA | 15 | 0 | -100 | 19 | 0 | -100 |
| CAPE VERDE | 18,611 | 68,772 | 269.52 | 12,825 | 60,247 | 369.76 |
| DOMINICA | 10,367 | 0 | -100 | 9,071 | 0 | -100 |
| FRENCH POLYNESIA | 32,077 | 2,065 | -93.56 | 16,668 | 3,149 | -81.11 |
| MARTINIQUE | 0 | 20,840 | - | 0 | 9,950 | - |
| NETHERLANDS ANTILLES | 65,229 | 77,308 | 18.52 | 41,490 | 72,499 | 74.74 |
| GUADELOUPE | 0 | 16 | - | 0 | 83 | - |
| SAINT KITTS AND NEVIS | 0 | 1 | - | 0 | 2 | - |
| UNITED KINGDOM | 894,679 | 723,495 | -19.13 | 1,341,027 | 801,894 | -40.2 |
| NETHERLANDS | 467,757 | 695,161 | 48.62 | 590,712 | 918,932 | 55.56 |
| FRANCE | 760,512 | 575,494 | -24.33 | 402,219 | 342,052 | -14.96 |
| GERMANY, FED. REP. OF | 27,957 | 100,703 | 260.21 | 56,423 | 95,500 | 69.26 |
| AUSTRIA | 0 | 39 | - | 0 | 263 | - |
| BELGIUM | 734,476 | 471,080 | -35.86 | 564,506 | 517,905 | -8.26 |
| SWITZERLAND | 267 | 602 | 125.47 | 3,019 | 3,993 | 32.26 |
| DENMARK | 438 | 10,338 | 2260.27 | 593 | 20,178 | 3302.7 |
| NORWAY | 130 | 20 | -84.62 | 822 | 340 | -58.64 |

TABEL 5. PERKEMBANGAN EKSPOR INDONESIA MENURUT KOMODITI DAN NEGARA TUJUAN

| JENIS BARANG | BERAT BERSIH (KG) | | PERUB | NILAI FOB (US \$) | | PERUB |
|--------------------------------------|-------------------|-------------------|--------------|-------------------|--------------------|--------------|
| | JAN-SEP 2005 | JAN-SEP 2006 | % | JAN-SEP 2005 | JAN-SEP 2006 | % |
| (1) | (2) | (3) | (4) | (5) | (6) | (7) |
| SWEDEN | 480,330 | 0 | -100 | 211,483 | 0 | -100 |
| FINLAND | 29,483 | 28,951 | -1.8 | 37,651 | 35,076 | -6.84 |
| IRELAND | 0 | 439 | - | 0 | 2,016 | - |
| ITALY | 337,979 | 648,784 | 91.96 | 240,520 | 436,337 | 81.41 |
| SPAIN | 257,589 | 219,047 | -14.96 | 403,721 | 351,116 | -13.03 |
| PORTUGAL | 156,058 | 32,077 | -79.45 | 85,508 | 34,637 | -59.49 |
| GREECE | 95,668 | 154,064 | 61.04 | 153,514 | 168,495 | 9.76 |
| CZECHOSLOVAKIA | 3,814,742 | 3,545,278 | -7.06 | 3,403,193 | 2,941,931 | -13.55 |
| POLAND | 945,252 | 565,285 | -40.2 | 459,387 | 296,132 | -35.54 |
| ROMANIA | 28,025 | 27,667 | -1.28 | 28,070 | 29,777 | 6.08 |
| BULGARIA | 166,378 | 113,594 | -31.73 | 143,472 | 113,568 | -20.84 |
| YUGOSLAVIA | 136 | 0 | -100 | 249 | 0 | -100 |
| AZERBAIJAN | 0 | 16,088 | - | 0 | 19,389 | - |
| UKRAINE | 4,904,523 | 4,437,324 | -9.53 | 2,228,921 | 2,054,736 | -7.81 |
| LITHUANIA | 14,471 | 56 | -99.61 | 13,261 | 373 | -97.19 |
| MALTA | 433,426 | 17,798 | -95.89 | 216,804 | 19,776 | -90.88 |
| CZECH REPUBLIC | 11,808 | 0 | -100 | 11,480 | 0 | -100 |
| RUSSIA FEDERATION | 91,003 | 285,688 | 213.93 | 102,530 | 189,094 | 84.43 |
| -BAHAN CELUP ORGANIK SINTETIK | 28,430,952 | 32,214,961 | 13.31 | 79,348,448 | 103,431,594 | 30.35 |
| JAPAN | 2,939,400 | 3,045,509 | 3.61 | 10,135,616 | 11,526,657 | 13.72 |
| HONG KONG | 1,571,410 | 1,818,693 | 15.74 | 4,619,366 | 6,033,750 | 30.62 |
| KOREA, REPUBLIC OF | 725,564 | 1,123,681 | 54.87 | 1,348,682 | 3,663,259 | 171.62 |
| TAIWAN | 1,177,500 | 1,863,126 | 58.23 | 3,521,047 | 7,077,196 | 101 |
| CHINA | 4,299,505 | 4,840,705 | 12.59 | 8,113,846 | 10,688,111 | 31.73 |
| THAILAND | 477,984 | 433,101 | -9.39 | 1,348,152 | 1,088,561 | -19.26 |
| SINGAPORE | 4,317,389 | 4,624,640 | 7.12 | 18,852,859 | 24,027,274 | 27.45 |
| PHILIPPINES | 614,797 | 136,701 | -77.76 | 186,010 | 123,125 | -33.81 |
| MALAYSIA | 349,441 | 222,335 | -36.37 | 652,826 | 806,495 | 23.54 |
| MYANMAR (FORM. BURMA) | 9,000 | 480 | -94.67 | 12,650 | 1,049 | -91.71 |
| CAMBODIA | 1,160 | 74,618 | 6332.59 | 5,420 | 163,153 | 2910.2 |
| BRUNEI DARUSSALAM | 27 | 0 | -100 | 16 | 0 | -100 |
| NEPAL | 200,000 | 200,000 | 0 | 273,676 | 293,017 | 7.07 |
| VIET NAM | 253,808 | 202,676 | -20.15 | 800,554 | 684,984 | -14.44 |
| INDIA | 4,731,060 | 5,114,741 | 8.11 | 6,068,403 | 5,224,867 | -13.9 |
| PAKISTAN | 645,558 | 512,481 | -20.61 | 638,135 | 508,582 | -20.3 |
| BANGLADESH | 1,012,430 | 999,058 | -1.32 | 1,740,308 | 2,046,556 | 17.6 |
| SRI LANKA | 32,986 | 38,986 | 18.19 | 172,810 | 227,904 | 31.88 |
| IRAN (ISLAMIC REPUBLIC OF) | 17,949 | 23,998 | 33.7 | 49,650 | 49,500 | -0.3 |
| SAUDI ARABIA | 0 | 19,597 | - | 0 | 38,017 | - |
| JORDAN | 9,500 | 0 | -100 | 12,098 | 0 | -100 |
| SYRIA ARAB REPUBLIC | 9,996 | 0 | -100 | 21,220 | 0 | -100 |
| TURKEY | 797,739 | 644,594 | -19.2 | 2,697,076 | 2,699,564 | 0.09 |
| UNITED ARAB EMIRATES | 1,000 | 2,000 | 100 | 3,692 | 7,344 | 98.92 |
| EGYPT | 26,797 | 800 | -97.01 | 79,005 | 9,040 | -88.56 |
| TANZANIA, UNITED REPUBLIC OF | 34,416 | 52,542 | 52.67 | 98,314 | 100,662 | 2.39 |
| KENYA | 0 | 11 | - | 0 | 9 | - |
| NIGERIA | 30,997 | 43,484 | 40.28 | 86,455 | 142,430 | 64.74 |
| SOUTH AFRICA | 34,525 | 14,320 | -58.52 | 104,660 | 56,768 | -45.76 |
| MAURITIUS | 740 | 0 | -100 | 2,220 | 0 | -100 |
| AUSTRALIA | 57,796 | 43,962 | -23.94 | 153,921 | 144,497 | -6.12 |
| NEW ZEALAND | 1,026 | 1,446 | 40.94 | 2,576 | 14,366 | 457.69 |
| NEW CALEDONIA | 0 | 40,000 | - | 0 | 48,548 | - |
| FIJI | 9 | 720 | 7900 | 1 | 12,096 | 1209500 |
| EAST TIMOR | 0 | 200 | - | 0 | 1,200 | - |
| UNITED STATES | 696,986 | 2,304,636 | 230.66 | 2,677,482 | 6,070,181 | 126.71 |
| CANADA | 5,550 | 6,069 | 9.35 | 30,307 | 35,518 | 17.19 |
| MEXICO | 250,087 | 332,930 | 33.13 | 740,662 | 1,470,963 | 98.6 |
| HONDURAS | 0 | 50,000 | - | 0 | 150,000 | - |
| NICARAGUA | 0 | 1,000 | - | 0 | 6,620 | - |
| CHILE | 0 | 6,498 | - | 0 | 19,760 | - |
| ARGENTINA | 9,000 | 27,994 | 211.04 | 22,410 | 91,840 | 309.82 |
| BRAZIL | 290,899 | 446,777 | 53.58 | 1,164,452 | 2,445,235 | 109.99 |
| COLOMBIA | 2,800 | 500 | -82.14 | 20,561 | 2,300 | -88.81 |
| PERU | 0 | 550 | - | 0 | 4,928 | - |
| ANTIGUA AND BARBUDA | 283 | 0 | -100 | 1,635 | 0 | -100 |
| UNITED KINGDOM | 123,498 | 83,953 | -32.02 | 690,836 | 372,286 | -46.11 |
| NETHERLANDS | 37,316 | 9,228 | -75.27 | 148,794 | 93,258 | -37.32 |
| FRANCE | 100 | 16 | -84 | 400 | 66 | -83.5 |
| GERMANY, FED. REP. OF | 1,539,859 | 1,779,102 | 15.54 | 8,328,890 | 11,420,429 | 37.12 |
| BELGIUM | 126,497 | 85,880 | -32.11 | 728,207 | 451,569 | -37.99 |
| SWITZERLAND | 34,072 | 78,592 | 130.66 | 129,601 | 328,484 | 153.46 |
| DENMARK | 9,999 | 0 | -100 | 35,325 | 0 | -100 |

TABEL 5. PERKEMBANGAN EKSPOR INDONESIA MENURUT KOMODITI DAN NEGARA TUJUAN

| JENIS BARANG | BERAT BERSIH (KG) | | PERUB | NILAI FOB (US \$) | | PERUB |
|-------------------------------------|-------------------|-------------------|--------------|-------------------|-------------------|-------------|
| | JAN-SEP 2005 | JAN-SEP 2006 | % | JAN-SEP 2005 | JAN-SEP 2006 | % |
| (1) | (2) | (3) | (4) | (5) | (6) | (7) |
| ITALY | 163,881 | 196,632 | 19.98 | 500,308 | 685,301 | 36.98 |
| SPAIN | 663,891 | 523,366 | -21.17 | 2,018,423 | 1,804,273 | -10.61 |
| PORTUGAL | 0 | 11,999 | - | 0 | 46,360 | - |
| POLAND | 74,976 | 93,711 | 24.99 | 238,453 | 263,767 | 10.62 |
| ROMANIA | 1,796 | 4,226 | 135.3 | 7,964 | 18,130 | 127.65 |
| YUGOSLAVIA | 0 | 1 | - | 0 | 11 | - |
| LATVIA | 17,949 | 30,596 | 70.46 | 62,322 | 136,394 | 118.85 |
| CZECH REPUBLIC | 0 | 1,500 | - | 0 | 5,340 | - |
| RUSSIA FEDERATION | 4 | 0 | -100 | 152 | 0 | -100 |
| -PREPARAT PEMBASMI KUMAN, DL | 27,329,021 | 34,540,366 | 26.39 | 53,428,790 | 66,997,817 | 25.4 |
| JAPAN | 2,181,148 | 2,820,415 | 29.31 | 2,374,264 | 4,811,557 | 102.65 |
| HONG KONG | 228,477 | 77,540 | -66.06 | 371,609 | 195,497 | -47.39 |
| KOREA, REPUBLIC OF | 713,978 | 539,173 | -24.48 | 1,151,751 | 990,584 | -13.99 |
| TAIWAN | 1,769,432 | 1,084,699 | -38.7 | 2,507,370 | 1,772,530 | -29.31 |
| CHINA | 424,799 | 734,618 | 72.93 | 2,724,732 | 6,153,550 | 125.84 |
| PAPUA NEW GUINEA | 87,379 | 147,239 | 68.51 | 73,228 | 171,734 | 134.52 |
| THAILAND | 4,328,543 | 5,570,344 | 28.69 | 7,079,953 | 8,833,957 | 24.77 |
| SINGAPORE | 659,982 | 5,054,473 | 665.85 | 719,005 | 7,075,031 | 884 |
| PHILIPPINES | 2,235,977 | 1,715,358 | -23.28 | 8,189,060 | 4,308,650 | -47.39 |
| MALAYSIA | 2,707,264 | 3,754,109 | 38.67 | 8,993,572 | 9,146,309 | 1.7 |
| MYANMAR (FORM. BURMA) | 92,160 | 199,601 | 116.58 | 52,530 | 123,762 | 135.6 |
| BRUNEI DARUSSALAM | 2,980 | 1,200 | -59.73 | 9,310 | 2,835 | -69.55 |
| NEPAL | 0 | 9,300 | - | 0 | 6,060 | - |
| VIET NAM | 1,100,115 | 963,411 | -12.43 | 6,290,959 | 5,144,502 | -18.22 |
| MALDIVES | 67,143 | 51,705 | -22.99 | 99,421 | 88,812 | -10.67 |
| INDIA | 128,805 | 208,134 | 61.59 | 83,159 | 155,919 | 87.5 |
| PAKISTAN | 1,724,359 | 1,927,538 | 11.78 | 1,216,210 | 2,124,966 | 74.72 |
| BANGLADESH | 202,774 | 507,614 | 150.33 | 419,372 | 930,952 | 121.99 |
| SRI LANKA | 427,936 | 65,456 | -84.7 | 624,243 | 209,208 | -66.49 |
| IRAN (ISLAMIC REPUBLIC OF) | 668 | 0 | -100 | 10,573 | 0 | -100 |
| SAUDI ARABIA | 2,738 | 6,826 | 149.31 | 43,215 | 99,720 | 130.75 |
| JORDAN | 454 | 617 | 35.9 | 5,257 | 8,942 | 70.1 |
| LEBANON | 161,870 | 154,551 | -4.52 | 161,025 | 164,605 | 2.22 |
| YEMEN | 1,224 | 5,885 | 380.8 | 6,289 | 21,453 | 241.12 |
| OMAN | 328 | 597 | 82.01 | 1,629 | 6,121 | 275.75 |
| TURKEY | 0 | 2 | - | 0 | 1 | - |
| UNITED ARAB EMIRATES | 63,103 | 97,130 | 53.92 | 52,650 | 69,911 | 32.78 |
| LIBYAN ARAB JAMAHIRIYA | 7,560 | 0 | -100 | 8,624 | 0 | -100 |
| ALGERIA | 0 | 20,820 | - | 0 | 22,069 | - |
| SUDAN | 0 | 17,122 | - | 0 | 84,189 | - |
| ERITREA | 1,340 | 0 | -100 | 3,553 | 0 | -100 |
| TANZANIA, UNITED REPUBLIC OF | 100,914 | 80,861 | -19.87 | 63,096 | 89,558 | 41.94 |
| MADAGASCAR | 539,536 | 671,495 | 24.46 | 402,043 | 458,109 | 13.95 |
| KENYA | 297,940 | 252,497 | -15.25 | 209,890 | 252,157 | 20.14 |
| REUNION | 0 | 47,541 | - | 0 | 28,910 | - |
| MOZAMBIQUE | 130,752 | 63,360 | -51.54 | 88,128 | 42,998 | -51.21 |
| EQUATORIAL GUINEA | 2,248 | 4,130 | 83.72 | 2,112 | 11,381 | 438.87 |
| TOGO | 204,365 | 160,739 | -21.35 | 174,285 | 122,331 | -29.81 |
| GHANA | 1,309,664 | 283,649 | -78.34 | 979,635 | 206,732 | -78.9 |
| GUINEA | 21,600 | 43,200 | 100 | 17,280 | 22,688 | 31.3 |
| ANGOLA | 1,500 | 0 | -100 | 1,054 | 0 | -100 |
| CONGO | 40,012 | 42,600 | 6.47 | 24,579 | 27,936 | 13.66 |
| CAMEROON | 82,000 | 20,690 | -74.77 | 67,400 | 16,990 | -74.79 |
| NIGERIA | 956 | 1,541 | 61.19 | 6,027 | 1,433 | -76.22 |
| GABON | 36,703 | 0 | -100 | 34,703 | 0 | -100 |
| COTE D'IVOIRE | 306,024 | 285,847 | -6.59 | 297,804 | 271,247 | -8.92 |
| SENEGAL | 117,106 | 12,856 | -89.02 | 102,010 | 43,397 | -57.46 |
| BENIN | 129,528 | 8,430 | -93.49 | 98,138 | 24,724 | -74.81 |
| GAMBIA | 9,945 | 3,448 | -65.33 | 44,046 | 6,886 | -84.37 |
| SEYCHELLES | 0 | 57 | - | 0 | 4,396 | - |
| UGANDA | 343,935 | 86,400 | -74.88 | 214,654 | 56,016 | -73.9 |
| NIGER | 0 | 20,160 | - | 0 | 12,816 | - |
| SOUTH AFRICA | 275,712 | 641,994 | 132.85 | 318,665 | 743,403 | 133.29 |
| ZIMBABWE | 0 | 37,798 | - | 0 | 23,195 | - |
| MALAWI | 20,160 | 99,680 | 394.44 | 11,952 | 61,660 | 415.9 |
| COMOROS | 0 | 14,738 | - | 0 | 16,879 | - |
| MAURITIUS | 165,375 | 472,920 | 185.97 | 192,296 | 510,988 | 165.73 |
| VIRGIN ISLANDS (BRITISH) | 0 | 189 | - | 0 | 2,924 | - |
| AUSTRALIA | 162,102 | 704,581 | 334.65 | 196,475 | 508,153 | 158.63 |
| NEW ZEALAND | 26,002 | 14,688 | -43.51 | 1,962,381 | 681,958 | -65.25 |
| MICRONESIA, FEDERATED STATES | 0 | 3,750 | - | 0 | 12,872 | - |
| GUAM | 2,250 | 2,250 | 0 | 3,167 | 5,868 | 85.29 |

TABEL 5. PERKEMBANGAN EKSPOR INDONESIA MENURUT KOMODITI DAN NEGARA TUJUAN

| JENIS BARANG | BERAT BERSIH (KG) | | PERUB | NILAI FOB (US \$) | | PERUB |
|-------------------------------------|--------------------|--------------------|--------------|----------------------|----------------------|--------------|
| | JAN-SEP 2005 | JAN-SEP 2006 | % | JAN-SEP 2005 | JAN-SEP 2006 | % |
| (1) | (2) | (3) | (4) | (5) | (6) | (7) |
| NEW CALEDONIA | 8,294 | 32,594 | 292.98 | 7,887 | 60,026 | 661.08 |
| VANUATU | 5,672 | 8,240 | 45.28 | 5,366 | 7,891 | 47.06 |
| AMERICAN SAMOA | 21,825 | 37,768 | 73.05 | 116,534 | 97,447 | -16.38 |
| COOK ISLANDS | 2,580 | 7,777 | 201.43 | 2,830 | 7,474 | 164.1 |
| FIJI | 55,432 | 116,847 | 110.79 | 47,554 | 103,751 | 118.18 |
| KIRIBATI | 1,875 | 0 | -100 | 2,245 | 0 | -100 |
| SAMOA | 118,260 | 168,608 | 42.57 | 99,374 | 143,677 | 44.58 |
| SOLOMON ISLANDS | 1,135 | 722 | -36.39 | 1,300 | 849 | -34.69 |
| TONGA | 10,397 | 26,057 | 150.62 | 8,454 | 18,133 | 114.49 |
| TUVALU | 0 | 525 | - | 0 | 357 | - |
| EAST TIMOR | 44,639 | 2,405 | -94.61 | 44,627 | 1,476 | -96.69 |
| UNITED STATES | 32,718 | 17,488 | -46.55 | 25,528 | 1,218,142 | 4671.79 |
| MEXICO | 754,525 | 1,339,491 | 77.53 | 938,510 | 1,675,535 | 78.53 |
| GUATEMALA | 162,000 | 294,355 | 81.7 | 159,672 | 270,085 | 69.15 |
| HONDURAS | 288,000 | 967,940 | 236.09 | 284,064 | 799,875 | 181.58 |
| NICARAGUA | 126,000 | 217,681 | 72.76 | 123,936 | 178,858 | 44.31 |
| PANAMA | 0 | 20,250 | - | 0 | 16,407 | - |
| SURINAME | 2,254 | 1,246 | -44.72 | 38,120 | 21,248 | -44.26 |
| VENEZUELA | 135,972 | 0 | -100 | 147,089 | 0 | -100 |
| ARGENTINA | 0 | 44,200 | - | 0 | 29,622 | - |
| BRAZIL | 0 | 1 | - | 0 | 1 | - |
| PERU | 5,559 | 8,595 | 54.61 | 58,040 | 98,594 | 69.87 |
| TRINIDAD AND TOBAGO | 19,575 | 54,456 | 178.19 | 20,173 | 51,947 | 157.51 |
| JAMAICA | 190,352 | 154,717 | -18.72 | 249,462 | 230,140 | -7.75 |
| PUERTO RICO | 0 | 36,164 | - | 0 | 37,136 | - |
| BELIZE | 8,610 | 90 | -98.95 | 7,715 | 1,199 | -84.46 |
| DOMINICAN REPUBLIC | 196,680 | 36,164 | -81.61 | 222,103 | 37,658 | -83.04 |
| EL SALVADOR | 144,000 | 240,691 | 67.15 | 142,032 | 213,666 | 50.44 |
| COSTA RICA | 33,084 | 36,147 | 9.26 | 38,714 | 48,383 | 24.98 |
| HAITI | 289,427 | 188,554 | -34.85 | 217,867 | 144,124 | -33.85 |
| BARBADOS | 16,500 | 45,205 | 173.97 | 17,183 | 48,501 | 182.26 |
| FRENCH GUIANA | 7,619 | 7,675 | 0.74 | 15,798 | 19,216 | 21.64 |
| FRENCH POLYNESIA | 27,716 | 50,488 | 82.16 | 34,694 | 55,192 | 59.08 |
| MARTINIQUE | 7,980 | 7,980 | 0 | 10,671 | 14,100 | 32.13 |
| NETHERLANDS ANTILLES | 0 | 611 | - | 0 | 1,506 | - |
| GUADELOUPE | 7,980 | 0 | -100 | 10,690 | 0 | -100 |
| UNITED KINGDOM | 0 | 43 | - | 0 | 230 | - |
| NETHERLANDS | 15,067 | 201 | -98.67 | 18,663 | 466 | -97.5 |
| FRANCE | 1,040 | 490 | -52.88 | 37,981 | 518 | -98.64 |
| GERMANY, FED. REP. OF | 120,833 | 22,315 | -81.53 | 394,179 | 48,545 | -87.68 |
| AUSTRIA | 0 | 200 | - | 0 | 100 | - |
| BELGIUM | 198,000 | 0 | -100 | 324,720 | 0 | -100 |
| SWITZERLAND | 0 | 125 | - | 0 | 4,505 | - |
| DENMARK | 17,500 | 64,872 | 270.7 | 11,750 | 43,192 | 267.59 |
| NORWAY | 0 | 40 | - | 0 | 128 | - |
| SWEDEN | 0 | 2,029 | - | 0 | 8,294 | - |
| IRELAND | 34,560 | 84 | -99.76 | 128,376 | 40 | -99.97 |
| ITALY | 238,346 | 186,376 | -21.8 | 347,042 | 3,986,885 | 1048.82 |
| SPAIN | 0 | 7 | - | 0 | 20 | - |
| GREECE | 78,448 | 72,318 | -7.81 | 109,279 | 87,369 | -20.05 |
| CZECHOSLOVAKIA | 212,728 | 141,120 | -33.66 | 127,932 | 93,024 | -27.29 |
| LATVIA | 36,974 | 60,848 | 64.57 | 46,253 | 80,254 | 73.51 |
| -DAMAR TIRUAN, BAHAN PLASTIK | 841,538,639 | 932,269,772 | 10.78 | 1,163,765,051 | 1,304,823,336 | 12.12 |
| JAPAN | 174,715,400 | 177,217,866 | 1.43 | 261,805,654 | 278,695,518 | 6.45 |
| HONG KONG | 50,674,017 | 51,722,190 | 2.07 | 36,851,693 | 42,648,313 | 15.73 |
| KOREA, DEMOCRATIC PEOPLE'S RI | 12,249 | 12,873 | 5.09 | 13,557 | 32,267 | 138.01 |
| KOREA, REPUBLIC OF | 10,293,727 | 12,032,347 | 16.89 | 14,049,825 | 18,279,034 | 30.1 |
| TAIWAN | 8,964,815 | 13,615,941 | 51.88 | 15,757,469 | 23,380,938 | 48.38 |
| CHINA | 89,153,337 | 82,610,415 | -7.34 | 76,878,544 | 74,287,957 | -3.37 |
| MONGOLIA | 17 | 0 | -100 | 131 | 0 | -100 |
| MACAU | 0 | 107,537 | - | 0 | 36,155 | - |
| PAPUA NEW GUINEA | 579,445 | 743,258 | 28.27 | 1,293,487 | 2,014,686 | 55.76 |
| THAILAND | 16,813,489 | 13,021,881 | -22.55 | 36,401,912 | 35,758,249 | -1.77 |
| SINGAPORE | 60,072,608 | 63,199,368 | 5.2 | 89,037,636 | 88,555,567 | -0.54 |
| PHILIPPINES | 18,116,680 | 18,353,615 | 1.31 | 34,550,607 | 39,501,572 | 14.33 |
| MALAYSIA | 68,886,983 | 69,236,452 | 0.51 | 86,267,651 | 91,312,137 | 5.85 |
| MYANMAR (FORM. BURMA) | 2,670,493 | 3,278,408 | 22.76 | 2,243,361 | 2,387,314 | 6.42 |
| CAMBODIA | 13,224 | 37,675 | 184.9 | 32,577 | 131,406 | 303.37 |
| BRUNEI DARUSSALAM | 369,412 | 345,074 | -6.59 | 586,178 | 496,450 | -15.31 |
| NEPAL | 5,772,712 | 185,185 | -96.79 | 6,371,114 | 310,455 | -95.13 |
| VIET NAM | 29,103,373 | 21,504,006 | -26.11 | 40,219,645 | 30,783,345 | -23.46 |
| MALDIVES | 159,673 | 113,566 | -28.88 | 240,690 | 218,065 | -9.4 |

TABEL 5. PERKEMBANGAN EKSPOR INDONESIA MENURUT KOMODITI DAN NEGARA TUJUAN

| JENIS BARANG | BERAT BERSIH (KG) | | PERUB | NILAI FOB (US \$) | | PERUB |
|------------------------------|-------------------|--------------|---------|-------------------|--------------|--------|
| | JAN-SEP 2005 | JAN-SEP 2006 | % | JAN-SEP 2005 | JAN-SEP 2006 | % |
| | (1) | (2) | (3) | (4) | (5) | (6) |
| INDIA | 36,279,761 | 34,798,901 | -4.08 | 35,493,898 | 33,455,876 | -5.74 |
| PAKISTAN | 2,467,777 | 4,747,676 | 92.39 | 4,493,671 | 7,309,592 | 62.66 |
| BANGLADESH | 14,239,717 | 21,056,005 | 47.87 | 12,864,589 | 18,828,698 | 46.36 |
| SRI LANKA | 2,922,563 | 5,782,710 | 97.86 | 4,922,649 | 6,654,204 | 35.18 |
| IRAQ | 88,002 | 0 | -100 | 100,058 | 0 | -100 |
| IRAN (ISLAMIC REPUBLIC OF) | 2,901,670 | 115,089 | -96.03 | 3,156,121 | 368,858 | -88.31 |
| SAUDI ARABIA | 3,262,151 | 4,454,119 | 36.54 | 7,631,642 | 9,099,816 | 19.24 |
| KUWAIT | 280,185 | 435,092 | 55.29 | 534,145 | 1,082,879 | 102.73 |
| JORDAN | 148,042 | 168,249 | 13.65 | 278,246 | 288,407 | 3.65 |
| LEBANON | 570,887 | 572,482 | 0.28 | 855,740 | 1,044,386 | 22.04 |
| YEMEN | 771,073 | 735,908 | -4.56 | 1,066,261 | 1,245,940 | 16.85 |
| OMAN | 172,891 | 496,987 | 187.46 | 312,959 | 768,007 | 145.4 |
| SYRIA ARAB REPUBLIC | 1,337,434 | 412,401 | -69.16 | 1,390,826 | 651,884 | -53.13 |
| TURKEY | 16,470,932 | 32,589,875 | 97.86 | 17,851,529 | 27,332,107 | 53.11 |
| UNITED ARAB EMIRATES | 9,918,141 | 13,077,128 | 31.85 | 13,765,666 | 16,666,898 | 21.08 |
| QATAR | 27,933 | 51,453 | 84.2 | 78,350 | 184,117 | 134.99 |
| BAHRAIN | 97,149 | 1,585,150 | 1531.67 | 161,083 | 1,301,905 | 708.22 |
| CYPRUS | 31,997 | 26,789 | -16.28 | 63,342 | 68,274 | 7.79 |
| EGYPT | 4,707,420 | 7,977,414 | 69.46 | 5,565,151 | 7,962,585 | 43.08 |
| LIBYAN ARAB JAMAHIRIYA | 111,253 | 55,694 | -49.94 | 224,273 | 180,297 | -19.61 |
| MOROCCO | 41,631 | 110,327 | 165.01 | 85,621 | 141,025 | 64.71 |
| TUNISIA | 68,145 | 49,297 | -27.66 | 140,302 | 104,827 | -25.28 |
| ALGERIA | 8,820 | 121 | -98.63 | 50,400 | 635 | -98.74 |
| SUDAN | 1,481,260 | 242,628 | -83.62 | 1,676,844 | 604,580 | -63.95 |
| NAMIBIA | 8,284 | 14,830 | 79.02 | 21,331 | 33,982 | 59.31 |
| ETHIOPIA | 462,569 | 219,963 | -52.45 | 373,577 | 263,311 | -29.52 |
| TANZANIA, UNITED REPUBLIC OF | 673,428 | 743,074 | 10.34 | 1,024,036 | 1,087,031 | 6.15 |
| MADAGASCAR | 421,653 | 149,977 | -64.43 | 582,011 | 221,166 | -62 |
| SOMALIA | 83,780 | 0 | -100 | 126,808 | 0 | -100 |
| KENYA | 257,287 | 202,600 | -21.26 | 501,027 | 430,422 | -14.09 |
| REUNION | 136,052 | 134,815 | -0.91 | 198,712 | 196,946 | -0.89 |
| MOZAMBIQUE | 51,342 | 58,637 | 14.21 | 46,390 | 78,246 | 68.67 |
| BOTSWANA | 302 | 0 | -100 | 315 | 0 | -100 |
| TOGO | 161,502 | 382,445 | 136.81 | 193,082 | 577,999 | 199.35 |
| GHANA | 1,857,989 | 2,465,002 | 32.67 | 1,793,555 | 1,896,356 | 5.73 |
| LIBERIA | 117,994 | 139,280 | 18.04 | 160,635 | 174,093 | 8.38 |
| GUINEA | 881,070 | 3,372,979 | 282.83 | 902,357 | 3,922,847 | 334.73 |
| ANGOLA | 378,240 | 13,600 | -96.4 | 544,938 | 27,407 | -94.97 |
| CONGO | 67,983 | 62,135 | -8.6 | 81,397 | 71,820 | -11.77 |
| CAMEROON | 341,867 | 440,740 | 28.92 | 386,062 | 429,107 | 11.15 |
| NIGERIA | 4,224,153 | 7,204,301 | 70.55 | 7,422,520 | 10,729,928 | 44.56 |
| SIERRA LEONE | 760 | 0 | -100 | 2,129 | 0 | -100 |
| GABON | 36,113 | 18,068 | -49.97 | 18,168 | 11,057 | -39.14 |
| COTE D'IVOIRE | 75,593 | 34,659 | -54.15 | 292,509 | 89,932 | -69.25 |
| SENEGAL | 71,071 | 76,634 | 7.83 | 161,376 | 160,350 | -0.64 |
| MAURITANIA | 120,906 | 35,217 | -70.87 | 185,526 | 48,246 | -74 |
| MALI | 99,560 | 155,321 | 56.01 | 79,380 | 107,712 | 35.69 |
| BENIN | 31,299 | 150,313 | 380.25 | 31,921 | 131,215 | 311.06 |
| BURKINA FASO | 26,220 | 62,863 | 139.75 | 21,060 | 49,311 | 134.15 |
| GUINEA BISSAU | 0 | 119,700 | - | 0 | 466,830 | - |
| GAMBIA | 135,560 | 0 | -100 | 214,695 | 0 | -100 |
| U.S. VIRGIN ISLANDS | 381 | 25 | -93.44 | 738 | 464 | -37.13 |
| SEYCHELLES | 12,841 | 9,610 | -25.16 | 39,358 | 50,898 | 29.32 |
| UGANDA | 6,524 | 6,665 | 2.16 | 4,005 | 5,249 | 31.06 |
| CENTRAL AFRICAN REPUBLIC | 11,742 | 5,110 | -56.48 | 8,109 | 7,322 | -9.71 |
| NIGER | 280 | 0 | -100 | 3,700 | 0 | -100 |
| DJIBOUTI | 478,287 | 211,865 | -55.7 | 525,760 | 385,234 | -26.73 |
| SAO TOME AND PRINCIPE | 0 | 14,097 | - | 0 | 22,510 | - |
| SWAZILAND | 156 | 0 | -100 | 30 | 0 | -100 |
| SOUTH AFRICA | 1,844,690 | 2,805,696 | 52.1 | 3,139,086 | 4,181,232 | 33.2 |
| ZIMBABWE | 60,859 | 39,592 | -34.94 | 102,820 | 37,132 | -63.89 |
| ZAMBIA | 4,250 | 42,017 | 888.64 | 7,333 | 50,419 | 587.56 |
| COMOROS | 3,883 | 0 | -100 | 9,312 | 0 | -100 |
| MAURITIUS | 1,147,174 | 2,135,947 | 86.19 | 1,515,901 | 2,618,190 | 72.72 |
| RWANDA | 0 | 1,710 | - | 0 | 4,664 | - |
| ZAIRE | 4,192 | 16,247 | 287.57 | 7,051 | 21,970 | 211.59 |
| VIRGIN ISLANDS (BRITISH) | 0 | 152 | - | 0 | 1,102 | - |
| AUSTRALIA | 36,845,284 | 59,003,599 | 60.14 | 54,008,837 | 80,557,707 | 49.16 |
| NEW ZEALAND | 7,239,930 | 10,132,867 | 39.96 | 10,392,230 | 14,731,079 | 41.75 |
| MICRONESIA, FEDERATED STATES | 4,881 | 8 | -99.84 | 7,038 | 18 | -99.74 |
| GUAM | 7,656 | 2,916 | -61.91 | 10,515 | 29,650 | 181.98 |
| PALAU | 633 | 5 | -99.21 | 737 | 73 | -90.09 |
| NEW CALEDONIA | 95,680 | 41,235 | -56.9 | 214,843 | 64,643 | -69.91 |

TABEL 5. PERKEMBANGAN EKSPOR INDONESIA MENURUT KOMODITI DAN NEGARA TUJUAN

| JENIS BARANG | BERAT BERSIH (KG) | | PERUB | NILAI FOB (US \$) | | PERUB |
|-------------------------------|-------------------|--------------|---------|-------------------|--------------|---------|
| | JAN-SEP 2005 | JAN-SEP 2006 | % | JAN-SEP 2005 | JAN-SEP 2006 | % |
| (1) | (2) | (3) | (4) | (5) | (6) | (7) |
| NORTHERN MARIANA ISLANDS | 13,033 | 822 | -93.69 | 7,459 | 1,660 | -77.75 |
| SAINT VINCENT AND THE GRENADI | 0 | 750 | - | 0 | 413 | - |
| VANUATU | 1,857 | 3,347 | 80.24 | 617 | 5,206 | 743.76 |
| WALLIS AND FUTUNA ISLANDS | 870 | 4,858 | 458.39 | 819 | 3,432 | 319.05 |
| AMERICAN SAMOA | 1,727 | 699 | -59.53 | 5,876 | 1,374 | -76.62 |
| COOK ISLANDS | 471 | 1,659 | 252.23 | 1,631 | 6,767 | 314.9 |
| FIJI | 604,954 | 557,905 | -7.78 | 1,777,859 | 1,535,458 | -13.63 |
| MARSHALL ISLANDS | 0 | 139 | - | 0 | 340 | - |
| SAMOA | 0 | 46,179 | - | 0 | 383,159 | - |
| SOLOMON ISLANDS | 31,554 | 10,902 | -65.45 | 39,002 | 22,354 | -42.68 |
| TONGA | 9,480 | 105 | -98.89 | 10,836 | 1,634 | -84.92 |
| TUVALU | 2,989 | 0 | -100 | 7,833 | 0 | -100 |
| EAST TIMOR | 3,612,650 | 2,171,499 | -39.89 | 5,530,509 | 3,082,412 | -44.27 |
| UNITED STATES | 87,059,575 | 113,067,225 | 29.87 | 151,760,437 | 191,526,635 | 26.2 |
| CANADA | 2,779,614 | 2,440,248 | -12.21 | 5,814,527 | 5,692,034 | -2.11 |
| MEXICO | 750,157 | 665,842 | -11.24 | 1,810,551 | 1,968,054 | 8.7 |
| GUATEMALA | 214,855 | 143,679 | -33.13 | 284,165 | 304,421 | 7.13 |
| HONDURAS | 40,090 | 41,341 | 3.12 | 93,616 | 88,745 | -5.2 |
| NICARAGUA | 6,863 | 105 | -98.47 | 118,249 | 46 | -99.96 |
| PANAMA | 396,248 | 124,886 | -68.48 | 760,882 | 179,755 | -76.38 |
| SURINAME | 77,374 | 18,044 | -76.68 | 123,410 | 108,748 | -11.88 |
| CHILE | 50,336 | 157,981 | 213.85 | 113,291 | 346,707 | 206.03 |
| VENEZUELA | 15,932 | 22,515 | 41.32 | 78,747 | 126,745 | 60.95 |
| ARGENTINA | 148,365 | 1,544,968 | 941.33 | 252,507 | 1,750,218 | 593.14 |
| BRAZIL | 1,244,683 | 1,734,143 | 39.32 | 1,547,215 | 2,244,470 | 45.07 |
| COLOMBIA | 106,839 | 506,814 | 374.37 | 651,984 | 1,395,840 | 114.09 |
| BOLIVIA | 53 | 43 | -18.87 | 443 | 744 | 67.95 |
| URUGUAY | 39,288 | 35,278 | -10.21 | 75,344 | 62,575 | -16.95 |
| PARAGUAY | 9,870 | 10,552 | 6.91 | 27,750 | 30,535 | 10.04 |
| ECUADOR | 90,563 | 22,422 | -75.24 | 187,514 | 30,146 | -83.92 |
| PERU | 427,325 | 314,530 | -26.4 | 1,530,292 | 916,730 | -40.09 |
| GUYANA | 26,730 | 59,741 | 123.5 | 26,701 | 93,126 | 248.77 |
| TRINIDAD AND TOBAGO | 3,034 | 12,734 | 319.71 | 32,956 | 32,347 | -1.85 |
| BAHAMAS | 347 | 0 | -100 | 759 | 0 | -100 |
| JAMAICA | 54,972 | 163,786 | 197.94 | 102,138 | 308,539 | 202.08 |
| PUERTO RICO | 137,522 | 52,716 | -61.67 | 250,130 | 95,316 | -61.89 |
| BELIZE | 14,929 | 5,440 | -63.56 | 65,335 | 43,658 | -33.18 |
| DOMINICAN REPUBLIC | 5,867 | 33,598 | 472.66 | 10,924 | 131,515 | 1103.91 |
| EL SALVADOR | 0 | 17,588 | - | 0 | 23,467 | - |
| COSTA RICA | 11,740 | 34,461 | 193.53 | 38,923 | 78,050 | 100.52 |
| HAITI | 35,394 | 47,967 | 35.52 | 78,287 | 95,484 | 21.97 |
| BARBADOS | 0 | 50 | - | 0 | 59 | - |
| ANTIGUA AND BARBUDA | 17,509 | 2,969 | -83.04 | 8,235 | 21,099 | 156.21 |
| ARUBA | 57 | 0 | -100 | 195 | 0 | -100 |
| BERMUDA | 145 | 706 | 386.9 | 948 | 4,797 | 406.01 |
| CAYMAN ISLANDS | 244 | 0 | -100 | 244 | 0 | -100 |
| FRENCH GUIANA | 0 | 932 | - | 0 | 1,135 | - |
| FRENCH POLYNESIA | 14,075 | 9,019 | -35.92 | 57,231 | 58,953 | 3.01 |
| MARTINIQUE | 22,606 | 4,019 | -82.22 | 50,091 | 18,212 | -63.64 |
| NETHERLANDS ANTILLES | 13,271 | 21,670 | 63.29 | 25,100 | 33,037 | 31.62 |
| SAINT LUCIA | 0 | 35 | - | 0 | 610 | - |
| TURKS AND CAICOS ISLANDS | 0 | 48 | - | 0 | 148 | - |
| GUADELOUPE | 10,186 | 3,063 | -69.93 | 22,630 | 10,994 | -51.42 |
| UNITED KINGDOM | 13,294,576 | 22,934,217 | 72.51 | 22,405,672 | 35,361,244 | 57.82 |
| NETHERLANDS | 2,819,023 | 6,902,158 | 144.84 | 5,497,281 | 14,760,601 | 168.51 |
| FRANCE | 1,503,413 | 2,096,956 | 39.48 | 5,685,578 | 8,517,719 | 49.81 |
| GERMANY, FED. REP. OF | 2,978,496 | 2,060,342 | -30.83 | 7,143,241 | 5,325,306 | -25.45 |
| AUSTRIA | 21,552 | 42,253 | 96.05 | 90,275 | 96,526 | 6.92 |
| BELGIUM | 5,778,421 | 2,704,800 | -53.19 | 14,202,282 | 4,572,791 | -67.8 |
| SWITZERLAND | 1,643,096 | 941,624 | -42.69 | 1,824,743 | 1,242,830 | -31.89 |
| LUXEMBOURG | 0 | 497 | - | 0 | 376 | - |
| DENMARK | 130,536 | 130,015 | -0.4 | 299,584 | 348,661 | 16.38 |
| NORWAY | 21,723 | 33,366 | 53.6 | 50,296 | 107,904 | 114.54 |
| SWEDEN | 43,603 | 131,209 | 200.92 | 299,084 | 506,067 | 69.21 |
| FINLAND | 378,293 | 323,746 | -14.42 | 654,260 | 556,311 | -14.97 |
| IRELAND | 501,917 | 798,061 | 59 | 1,047,233 | 1,514,930 | 44.66 |
| ITALY | 3,055,221 | 1,167,276 | -61.79 | 5,323,866 | 2,989,869 | -43.84 |
| SPAIN | 1,449,842 | 2,248,680 | 55.1 | 3,540,428 | 5,383,581 | 52.06 |
| PORTUGAL | 124,665 | 2,793,534 | 2140.83 | 421,883 | 3,199,580 | 658.4 |
| ICELAND | 669,616 | 440,000 | -34.29 | 844,668 | 553,164 | -34.51 |
| GREECE | 853,667 | 1,103,394 | 29.25 | 2,245,565 | 2,719,951 | 21.13 |
| LIECHTENSTEIN | 27 | 0 | -100 | 2,322 | 0 | -100 |
| CZECHOSLOVAKIA | 320,019 | 112,291 | -64.91 | 417,499 | 159,101 | -61.89 |

TABEL 5. PERKEMBANGAN EKSPOR INDONESIA MENURUT KOMODITI DAN NEGARA TUJUAN

| JENIS BARANG | BERAT BERSIH (KG) | | PERUB | NILAI FOB (US \$) | | PERUB |
|--|----------------------|----------------------|-------------|----------------------|----------------------|--------------|
| | JAN-SEP 2005 | JAN-SEP 2006 | % | JAN-SEP 2005 | JAN-SEP 2006 | % |
| (1) | (2) | (3) | (4) | (5) | (6) | (7) |
| HUNGARY | 79,086 | 103,056 | 30.31 | 161,014 | 219,931 | 36.59 |
| POLAND | 1,114,341 | 319,512 | -71.33 | 2,036,005 | 1,007,528 | -50.51 |
| ROMANIA | 7,070,715 | 3,678,109 | -47.98 | 7,944,541 | 4,371,120 | -44.98 |
| BULGARIA | 743,673 | 17,731 | -97.62 | 931,880 | 48,173 | -94.83 |
| YUGOSLAVIA | 944,357 | 580 | -99.94 | 1,064,475 | 1,277 | -99.88 |
| ALBANIA | 0 | 720 | - | 0 | 375 | - |
| ARMENIA | 0 | 39,481 | - | 0 | 111,127 | - |
| AZERBAIJAN | 0 | 132,000 | - | 0 | 155,264 | - |
| KAZAKHSTAN | 51 | 0 | -100 | 861 | 0 | -100 |
| UKRAINE | 2,688,908 | 3,788,711 | 40.9 | 3,116,031 | 5,109,904 | 63.99 |
| LITHUANIA | 1,229 | 92,156 | 7398.45 | 3,759 | 147,433 | 3822.13 |
| LATVIA | 58,168 | 49,594 | -14.74 | 113,648 | 89,550 | -21.2 |
| ESTONIA | 868 | 0 | -100 | 1,350 | 0 | -100 |
| GEORGIA | 0 | 44,022 | - | 0 | 49,267 | - |
| CROATIA | 1,446,095 | 19,689 | -98.64 | 1,411,942 | 43,987 | -96.88 |
| BOSNIA AND HERZEGOVINA | 0 | 5,664 | - | 0 | 10,311 | - |
| MALTA | 2,183 | 25,080 | 1048.88 | 14,029 | 92,553 | 559.73 |
| SLOVAKIA | 1,387 | 5,817 | 319.39 | 8,735 | 17,853 | 104.38 |
| SLOVENIA | 1,633 | 7,324 | 348.5 | 2,946 | 4,160 | 41.21 |
| CZECH REPUBLIC | 20,418 | 21,829 | 6.91 | 73,113 | 91,253 | 24.81 |
| REP. OF MACEDONIA | 0 | 982 | - | 0 | 3,078 | - |
| FAEROE ISLANDS | 11,799 | 0 | -100 | 9,781 | 0 | -100 |
| RUSSIA FEDERATION | 389,391 | 5,227,606 | 1242.51 | 762,972 | 4,314,682 | 465.51 |
| -BAHAN KERTAS | 1,970,649,522 | 2,092,315,906 | 6.17 | 714,532,430 | 816,839,240 | 14.32 |
| JAPAN | 100,069,526 | 103,811,492 | 3.74 | 42,293,489 | 47,295,051 | 11.83 |
| KOREA, REPUBLIC OF | 588,755,285 | 457,981,981 | -22.21 | 207,777,036 | 170,668,013 | -17.86 |
| TAIWAN | 86,409,454 | 64,185,258 | -25.72 | 34,095,044 | 27,598,825 | -19.05 |
| CHINA | 750,181,327 | 1,031,357,389 | 37.48 | 274,960,047 | 410,830,007 | 49.41 |
| THAILAND | 6,209,098 | 4,171,666 | -32.81 | 2,411,543 | 1,798,028 | -25.44 |
| SINGAPORE | 520,138 | 51,466 | -90.11 | 188,338 | 56,454 | -70.03 |
| PHILIPPINES | 12,369,400 | 5,110,900 | -58.68 | 4,556,693 | 1,897,298 | -58.36 |
| MALAYSIA | 10,969,301 | 5,388,400 | -50.88 | 4,364,856 | 2,374,913 | -45.59 |
| VIET NAM | 39,164,331 | 26,685,719 | -31.86 | 13,191,187 | 9,359,112 | -29.05 |
| INDIA | 97,467,018 | 101,158,471 | 3.79 | 34,269,053 | 39,209,024 | 14.42 |
| PAKISTAN | 0 | 339,440 | - | 0 | 107,448 | - |
| BANGLADESH | 2,532,814 | 17,525,016 | 591.92 | 973,052 | 6,628,275 | 581.18 |
| IRAN (ISLAMIC REPUBLIC OF) | 0 | 440,000 | - | 0 | 129,182 | - |
| SAUDI ARABIA | 0 | 4,997,100 | - | 0 | 1,637,575 | - |
| KUWAIT | 2,501,575 | 4,988,822 | 99.43 | 1,020,870 | 1,994,813 | 95.4 |
| JORDAN | 2,799,028 | 103,269 | -96.31 | 1,266,560 | 439,862 | -65.27 |
| UNITED ARAB EMIRATES | 5,013,530 | 7,677,908 | 53.14 | 2,123,643 | 3,256,754 | 53.36 |
| EGYPT | 1,199,847 | 0 | -100 | 543,818 | 0 | -100 |
| REUNION | 0 | 632 | - | 0 | 1,006 | - |
| DJIBOUTI | 879,600 | 1,140,000 | 29.6 | 430,612 | 405,113 | -5.92 |
| AUSTRALIA | 3,985,755 | 628 | -99.98 | 1,491,669 | 362 | -99.98 |
| UNITED STATES | 21,815,150 | 29,952,901 | 37.3 | 7,269,260 | 10,693,583 | 47.11 |
| CANADA | 0 | 98 | - | 0 | 199 | - |
| ARGENTINA | 0 | 500,000 | - | 0 | 149,570 | - |
| URUGUAY | 0 | 134 | - | 0 | 72 | - |
| UNITED KINGDOM | 0 | 185 | - | 0 | 2,469 | - |
| NETHERLANDS | 41,288,447 | 32,313,429 | -21.74 | 14,377,103 | 12,144,399 | -15.53 |
| FRANCE | 50,432,764 | 72,447,174 | 43.65 | 18,250,216 | 26,938,293 | 47.61 |
| GERMANY, FED. REP. OF | 22,487,997 | 0 | -100 | 9,438,593 | 0 | -100 |
| SWITZERLAND | 0 | 999,997 | - | 0 | 352,791 | - |
| ITALY | 123,598,137 | 116,497,780 | -5.74 | 39,239,748 | 39,988,220 | 1.91 |
| BULGARIA | 0 | 2,488,566 | - | 0 | 881,984 | - |
| SLOVENIA | 0 | 85 | - | 0 | 545 | - |
| -ALAS KAKI (KULIT, KARET DAN KA | 78,466,277 | 86,136,324 | 9.77 | 1,063,627,211 | 1,231,644,804 | 15.8 |
| JAPAN | 6,269,053 | 6,315,024 | 0.73 | 69,652,274 | 77,131,257 | 10.74 |
| HONG KONG | 654,184 | 758,681 | 15.97 | 8,483,941 | 9,860,018 | 16.22 |
| KOREA, DEMOCRATIC PEOPLE'S RI | 1 | 290 | 28900 | 18 | 1,243 | 6805.56 |
| KOREA, REPUBLIC OF | 930,474 | 1,590,575 | 70.94 | 13,630,782 | 19,433,629 | 42.57 |
| TAIWAN | 812,401 | 909,187 | 11.91 | 7,584,086 | 7,894,058 | 4.09 |
| CHINA | 710,722 | 877,627 | 23.48 | 12,012,981 | 13,971,254 | 16.3 |
| MONGOLIA | 29 | 0 | -100 | 209 | 0 | -100 |
| PAPUA NEW GUINEA | 60,379 | 49,730 | -17.64 | 264,921 | 468,838 | 76.97 |
| THAILAND | 396,061 | 500,429 | 26.35 | 4,065,109 | 7,845,882 | 93.01 |
| SINGAPORE | 1,675,578 | 3,261,213 | 94.63 | 24,963,038 | 38,717,441 | 55.1 |
| PHILIPPINES | 317,384 | 464,323 | 46.3 | 2,546,923 | 3,606,071 | 41.59 |
| MALAYSIA | 1,881,027 | 938,145 | -50.13 | 12,811,986 | 9,619,794 | -24.92 |
| MYANMAR (FORM. BURMA) | 57,554 | 5,568 | -90.33 | 722,689 | 18,145 | -97.49 |

TABEL 5. PERKEMBANGAN EKSPOR INDONESIA MENURUT KOMODITI DAN NEGARA TUJUAN

| JENIS BARANG | BERAT BERSIH (KG) | | PERUB | NILAI FOB (US \$) | | PERUB |
|-------------------------------|-------------------|--------------|----------|-------------------|--------------|---------|
| | JAN-SEP 2005 | JAN-SEP 2006 | % | JAN-SEP 2005 | JAN-SEP 2006 | % |
| | (1) | (2) | (3) | (4) | (5) | (6) |
| BRUNEI DARUSSALAM | 23,973 | 53,336 | 122.48 | 255,029 | 286,361 | 12.29 |
| NEPAL | 1,491 | 1,558 | 4.49 | 16,794 | 16,684 | -0.65 |
| VIET NAM | 129,488 | 169,437 | 30.85 | 1,668,619 | 1,576,809 | -5.5 |
| MALDIVES | 185,586 | 206,105 | 11.06 | 315,375 | 278,309 | -11.75 |
| INDIA | 142,095 | 176,781 | 24.41 | 1,743,485 | 2,668,547 | 53.06 |
| PAKISTAN | 29,362 | 8,645 | -70.56 | 251,602 | 87,325 | -65.29 |
| BANGLADESH | 20,785 | 12,039 | -42.08 | 199,540 | 32,814 | -83.56 |
| SRI LANKA | 38,496 | 18,796 | -51.17 | 277,961 | 362,543 | 30.43 |
| IRAN (ISLAMIC REPUBLIC OF) | 815 | 2,406 | 195.21 | 14,562 | 750 | -94.85 |
| SAUDI ARABIA | 82,543 | 232,007 | 181.07 | 416,164 | 522,773 | 25.62 |
| KUWAIT | 20,326 | 8,349 | -58.92 | 109,138 | 60,266 | -44.78 |
| JORDAN | 15,142 | 16,813 | 11.04 | 80,442 | 54,048 | -32.81 |
| P. DEM.REP. OF YEMEN | 0 | 1,823 | - | 0 | 45,033 | - |
| LEBANON | 25,144 | 17,695 | -29.63 | 279,671 | 212,644 | -23.97 |
| YEMEN | 17,118 | 68,514 | 300.25 | 89,982 | 269,356 | 199.34 |
| OMAN | 0 | 36 | - | 0 | 468 | - |
| SYRIA ARAB REPUBLIC | 225 | 2,207 | 880.89 | 1,350 | 27,042 | 1903.11 |
| TURKEY | 333,851 | 413,866 | 23.97 | 3,914,333 | 5,714,742 | 46 |
| UNITED ARAB EMIRATES | 496,641 | 380,040 | -23.48 | 6,030,352 | 5,077,426 | -15.8 |
| QATAR | 151 | 2,555 | 1592.05 | 3,093 | 49,235 | 1491.82 |
| BAHRAIN | 0 | 1,664 | - | 0 | 13,262 | - |
| CYPRUS | 16,830 | 19,348 | 14.96 | 236,340 | 241,271 | 2.09 |
| EGYPT | 44,002 | 28,958 | -34.19 | 527,424 | 369,123 | -30.01 |
| MOROCCO | 1,227 | 3,757 | 206.19 | 19,020 | 17,212 | -9.51 |
| TUNISIA | 8,390 | 0 | -100 | 108,263 | 0 | -100 |
| ALGERIA | 0 | 1,912 | - | 0 | 9,049 | - |
| SUDAN | 0 | 22 | - | 0 | 84 | - |
| ETHIOPIA | 3 | 0 | -100 | 49 | 0 | -100 |
| TANZANIA, UNITED REPUBLIC OF | 57,491 | 5,329 | -90.73 | 213,791 | 5,263 | -97.54 |
| MADAGASCAR | 119,402 | 126,516 | 5.96 | 329,734 | 141,210 | -57.17 |
| KENYA | 126 | 16,839 | 13264.29 | 1,747 | 34,085 | 1851.06 |
| REUNION | 25,410 | 14,395 | -43.35 | 31,489 | 79,375 | 152.07 |
| MOZAMBIQUE | 63,899 | 38,546 | -39.68 | 125,587 | 55,718 | -55.63 |
| TOGO | 11,078 | 13,360 | 20.6 | 51,586 | 23,800 | -53.86 |
| GHANA | 15,849 | 3,740 | -76.4 | 132,978 | 3,000 | -97.74 |
| LIBERIA | 24,026 | 66,335 | 176.1 | 38,285 | 67,830 | 77.17 |
| GUINEA | 29,830 | 33,703 | 12.98 | 118,631 | 54,102 | -54.39 |
| ANGOLA | 24,025 | 19,275 | -19.77 | 12,811 | 21,976 | 71.54 |
| CONGO | 112,000 | 171,000 | 52.68 | 193,500 | 231,783 | 19.78 |
| CAMEROON | 0 | 4 | - | 0 | 99 | - |
| NIGERIA | 53,029 | 0 | -100 | 74,502 | 0 | -100 |
| GABON | 14,176 | 2,330 | -83.56 | 17,520 | 3,225 | -81.59 |
| SENEGAL | 66,000 | 51,480 | -22 | 105,000 | 53,700 | -48.86 |
| MAURITANIA | 0 | 818 | - | 0 | 4,272 | - |
| BURKINA FASO | 1,788 | 0 | -100 | 32,318 | 0 | -100 |
| GAMBIA | 0 | 753 | - | 0 | 1,238 | - |
| U.S. VIRGIN ISLANDS | 11 | 3 | -72.73 | 59 | 62 | 5.08 |
| SEYCHELLES | 1,809 | 12,892 | 612.66 | 8,473 | 19,437 | 129.4 |
| UGANDA | 40 | 798 | 1895 | 271 | 927 | 242.07 |
| DJIBOUTI | 689 | 2,659 | 285.92 | 8,016 | 53,918 | 572.63 |
| SAO TOME AND PRINCIPE | 24,191 | 1,288 | -94.68 | 26,000 | 1,001 | -96.15 |
| SWAZILAND | 480 | 0 | -100 | 6,948 | 0 | -100 |
| SOUTH AFRICA | 563,383 | 836,576 | 48.49 | 6,827,915 | 10,748,327 | 57.42 |
| ZIMBABWE | 0 | 3,821 | - | 0 | 18,550 | - |
| ZAMBIA | 0 | 143 | - | 0 | 883 | - |
| COMOROS | 9,018 | 5,696 | -36.84 | 23,028 | 13,451 | -41.59 |
| BURUNDI | 912 | 0 | -100 | 1,350 | 0 | -100 |
| MAURITIUS | 50,327 | 87,939 | 74.74 | 230,273 | 144,079 | -37.43 |
| VIRGIN ISLANDS (BRITISH) | 823 | 908 | 10.33 | 8,955 | 17,359 | 93.85 |
| AUSTRALIA | 1,092,667 | 1,100,602 | 0.73 | 15,692,655 | 16,367,094 | 4.3 |
| NEW ZEALAND | 176,601 | 194,184 | 9.96 | 2,054,333 | 2,639,989 | 28.51 |
| MICRONESIA, FEDERATED STATES | 0 | 226 | - | 0 | 746 | - |
| GUAM | 38 | 238 | 526.32 | 379 | 1,459 | 284.96 |
| PALAU | 0 | 402 | - | 0 | 4,168 | - |
| NEW CALEDONIA | 4,311 | 4,340 | 0.67 | 18,148 | 46,459 | 156 |
| NORTHERN MARIANA ISLANDS | 637 | 366 | -42.54 | 923 | 638 | -30.88 |
| SAINT VINCENT AND THE GRENADI | 2,791 | 40 | -98.57 | 16,718 | 294 | -98.24 |
| VANUATU | 1,993 | 1,058 | -46.91 | 6,930 | 2,182 | -68.51 |
| AMERICAN SAMOA | 4 | 370 | 9150 | 24 | 5,172 | 21450 |
| COOK ISLANDS | 497 | 113 | -77.26 | 4,875 | 1,708 | -64.96 |
| FIJI | 7,118 | 21,424 | 200.98 | 32,253 | 115,688 | 258.69 |
| SAMOA | 0 | 55 | - | 0 | 71 | - |
| SOLOMON ISLANDS | 1,974 | 2,092 | 5.98 | 3,998 | 15,752 | 294 |

TABEL 5. PERKEMBANGAN EKSPOR INDONESIA MENURUT KOMODITI DAN NEGARA TUJUAN

| JENIS BARANG | BERAT BERSIH (KG) | | PERUB | NILAI FOB (US \$) | | PERUB |
|--------------------------|-------------------|--------------|---------|-------------------|--------------|----------|
| | JAN-SEP 2005 | JAN-SEP 2006 | % | JAN-SEP 2005 | JAN-SEP 2006 | % |
| (1) | (2) | (3) | (4) | (5) | (6) | (7) |
| TONGA | 1,205 | 778 | -35.44 | 639 | 816 | 27.7 |
| TUVALU | 559 | 0 | -100 | 2,400 | 0 | -100 |
| EAST TIMOR | 124,612 | 23,289 | -81.31 | 87,749 | 61,544 | -29.86 |
| UNITED STATES | 26,121,293 | 23,671,726 | -9.38 | 364,655,855 | 358,562,068 | -1.67 |
| CANADA | 1,080,789 | 1,001,984 | -7.29 | 14,037,632 | 12,855,515 | -8.42 |
| MEXICO | 1,580,854 | 1,304,532 | -17.48 | 16,172,838 | 14,202,768 | -12.18 |
| GUATEMALA | 5,702 | 0 | -100 | 51,795 | 0 | -100 |
| HONDURAS | 7,432 | 7,672 | 3.23 | 49,877 | 46,341 | -7.09 |
| PANAMA | 592,430 | 740,396 | 24.98 | 8,297,192 | 10,676,809 | 28.68 |
| CUBA | 11,884 | 3,850 | -67.6 | 123,616 | 28,742 | -76.75 |
| SURINAME | 0 | 1,089 | - | 0 | 5,029 | - |
| CHILE | 391,382 | 419,712 | 7.24 | 5,442,766 | 6,449,659 | 18.5 |
| VENEZUELA | 48,958 | 5,074 | -89.64 | 438,070 | 76,768 | -82.48 |
| ARGENTINA | 234,712 | 399,654 | 70.27 | 3,158,696 | 5,715,243 | 80.94 |
| BRAZIL | 234,894 | 201,052 | -14.41 | 3,423,037 | 2,881,199 | -15.83 |
| COLOMBIA | 31,448 | 49,413 | 57.13 | 431,067 | 740,765 | 71.84 |
| BOLIVIA | 0 | 6,420 | - | 0 | 44,160 | - |
| URUGUAY | 31,654 | 40,377 | 27.56 | 472,339 | 666,679 | 41.14 |
| PARAGUAY | 742 | 10,137 | 1266.17 | 12,291 | 121,188 | 885.99 |
| ECUADOR | 70,941 | 84,180 | 18.66 | 972,366 | 1,102,076 | 13.34 |
| PERU | 31,064 | 39,866 | 28.34 | 354,036 | 641,427 | 81.18 |
| GUYANA | 389 | 0 | -100 | 1,120 | 0 | -100 |
| BAHAMAS | 40 | 48 | 20 | 818 | 982 | 20.05 |
| JAMAICA | 94 | 520 | 453.19 | 866 | 6,542 | 655.43 |
| PUERTO RICO | 3,861 | 2,372 | -38.57 | 20,490 | 36,488 | 78.08 |
| BELIZE | 2,304 | 13 | -99.44 | 4,860 | 4 | -99.92 |
| DOMINICAN REPUBLIC | 21,409 | 4,533 | -78.83 | 159,957 | 25,087 | -84.32 |
| EL SALVADOR | 88,697 | 18,128 | -79.56 | 941,039 | 102,419 | -89.12 |
| COSTA RICA | 5,894 | 8,068 | 36.88 | 38,055 | 34,128 | -10.32 |
| BARBADOS | 0 | 549 | - | 0 | 1,242 | - |
| ANTIGUA AND BARBUDA | 736 | 230 | -68.75 | 951 | 1,533 | 61.2 |
| ANGUILLA | 1 | 0 | -100 | 2 | 0 | -100 |
| ARUBA | 155 | 91 | -41.29 | 1,441 | 5,658 | 292.64 |
| BERMUDA | 0 | 671 | - | 0 | 4,423 | - |
| FRENCH GUIANA | 0 | 42 | - | 0 | 527 | - |
| FRENCH POLYNESIA | 1,860 | 5,278 | 183.76 | 10,384 | 26,667 | 156.81 |
| MARTINIQUE | 6,793 | 2,477 | -63.54 | 17,634 | 8,616 | -51.14 |
| NETHERLANDS ANTILLES | 4,472 | 4,050 | -9.44 | 38,854 | 38,869 | 0.04 |
| SAINT LUCIA | 3,685 | 512 | -86.11 | 10,284 | 1,238 | -87.96 |
| TURKS AND CAICOS ISLANDS | 0 | 14 | - | 0 | 46 | - |
| GUADELOUPE | 11,536 | 3,782 | -67.22 | 35,502 | 30,421 | -14.31 |
| SAINT KITTS AND NEVIS | 1,033 | 687 | -33.49 | 3,281 | 1,521 | -53.64 |
| UNITED KINGDOM | 7,547,738 | 7,537,627 | -0.13 | 100,716,444 | 104,118,073 | 3.38 |
| NETHERLANDS | 3,941,081 | 5,763,972 | 46.25 | 59,128,816 | 89,756,873 | 51.8 |
| FRANCE | 1,434,789 | 1,518,517 | 5.84 | 19,598,174 | 21,428,730 | 9.34 |
| GERMANY, FED. REP. OF | 3,864,689 | 6,223,079 | 61.02 | 64,456,741 | 96,595,989 | 49.86 |
| AUSTRIA | 72,736 | 109,994 | 51.22 | 1,076,784 | 1,386,396 | 28.75 |
| BELGIUM | 4,796,451 | 5,288,669 | 10.26 | 78,121,707 | 90,010,175 | 15.22 |
| SWITZERLAND | 104,744 | 137,611 | 31.38 | 1,234,370 | 1,907,074 | 54.5 |
| MONACO | 8 | 7,285 | 90962.5 | 116 | 94,262 | 81160.34 |
| DENMARK | 344,540 | 526,367 | 52.77 | 5,034,251 | 9,722,993 | 93.14 |
| NORWAY | 149,148 | 172,323 | 15.54 | 2,460,773 | 2,945,477 | 19.7 |
| SWEDEN | 452,827 | 690,304 | 52.44 | 6,806,180 | 10,728,026 | 57.62 |
| FINLAND | 94,878 | 44,333 | -53.27 | 1,712,241 | 839,021 | -51 |
| IRELAND | 240,087 | 268,642 | 11.89 | 2,437,528 | 2,416,659 | -0.86 |
| ITALY | 3,578,233 | 5,306,429 | 48.3 | 41,179,497 | 72,402,671 | 75.82 |
| SPAIN | 1,641,217 | 2,111,048 | 28.63 | 15,454,038 | 26,306,922 | 70.23 |
| PORTUGAL | 374,212 | 243,350 | -34.97 | 15,103,296 | 7,339,781 | -51.4 |
| GREECE | 317,181 | 505,435 | 59.35 | 4,042,960 | 6,897,464 | 70.6 |
| LIECHTENSTEIN | 8 | 0 | -100 | 117 | 0 | -100 |
| CZECHOSLOVAKIA | 0 | 23 | - | 0 | 328 | - |
| HUNGARY | 27,233 | 23,843 | -12.45 | 326,673 | 257,968 | -21.03 |
| POLAND | 44,385 | 154,312 | 247.67 | 566,256 | 2,187,708 | 286.35 |
| ROMANIA | 2,976 | 2,714 | -8.8 | 38,743 | 48,491 | 25.16 |
| BULGARIA | 6,393 | 8,542 | 33.61 | 80,797 | 84,087 | 4.07 |
| YUGOSLAVIA | 5,181 | 15,638 | 201.83 | 83,924 | 153,693 | 83.13 |
| TAJIKISTAN | 44 | 0 | -100 | 864 | 0 | -100 |
| UKRAINE | 31,972 | 47,498 | 48.56 | 491,069 | 701,890 | 42.93 |
| UZBEKISTAN | 1 | 0 | -100 | 6 | 0 | -100 |
| LITHUANIA | 6,375 | 2,343 | -63.25 | 146,187 | 72,217 | -50.6 |
| LATVIA | 23,634 | 2,665 | -88.72 | 512,104 | 78,478 | -84.68 |
| ESTONIA | 2,682 | 682 | -74.57 | 47,242 | 10,156 | -78.5 |
| CROATIA | 29,072 | 15,338 | -47.24 | 352,770 | 221,080 | -37.33 |

TABEL 5. PERKEMBANGAN EKSPOR INDONESIA MENURUT KOMODITI DAN NEGARA TUJUAN

| JENIS BARANG | BERAT BERSIH (KG) | | PERUB | NILAI FOB (US \$) | | PERUB |
|------------------------------|--------------------|--------------------|--------------|--------------------|--------------------|-------------|
| | JAN-SEP 2005 | JAN-SEP 2006 | % | JAN-SEP 2005 | JAN-SEP 2006 | % |
| (1) | (2) | (3) | (4) | (5) | (6) | (7) |
| MALTA | 3,692 | 1,707 | -53.76 | 8,573 | 20,212 | 135.76 |
| SLOVAKIA | 378,105 | 613,833 | 62.34 | 19,641,559 | 24,684,102 | 25.67 |
| SLOVENIA | 17,042 | 52,858 | 210.16 | 220,575 | 641,564 | 190.86 |
| CZECH REPUBLIC | 29,776 | 31,233 | 4.89 | 468,051 | 482,243 | 3.03 |
| RUSSIA FEDERATION | 190,659 | 282,727 | 48.29 | 2,858,438 | 4,337,898 | 51.76 |
| -PRODUK KERAMIK | 481,319,242 | 464,184,554 | -3.56 | 207,930,168 | 223,991,002 | 7.72 |
| JAPAN | 7,546,417 | 7,094,524 | -5.99 | 15,927,983 | 20,542,230 | 28.97 |
| HONG KONG | 1,160,951 | 1,030,012 | -11.28 | 2,428,156 | 1,655,029 | -31.84 |
| KOREA, REPUBLIC OF | 34,496,673 | 36,599,420 | 6.1 | 11,743,107 | 14,928,803 | 27.13 |
| TAIWAN | 21,032,487 | 36,989,422 | 75.87 | 11,588,584 | 9,172,671 | -20.85 |
| CHINA | 960,159 | 683,698 | -28.79 | 1,558,829 | 1,107,827 | -28.93 |
| MACAU | 0 | 40,167 | - | 0 | 223,671 | - |
| PAPUA NEW GUINEA | 674,827 | 137,396 | -79.64 | 137,970 | 34,997 | -74.63 |
| THAILAND | 29,330,891 | 24,121,050 | -17.76 | 7,129,607 | 6,854,277 | -3.86 |
| SINGAPORE | 36,102,639 | 6,073,990 | -83.18 | 6,828,098 | 3,821,837 | -44.03 |
| PHILIPPINES | 4,833,525 | 7,987,272 | 65.25 | 1,404,476 | 2,256,567 | 60.67 |
| MALAYSIA | 58,574,802 | 43,252,980 | -26.16 | 11,828,088 | 8,471,911 | -28.37 |
| MYANMAR (FORM. BURMA) | 857,127 | 1,031,109 | 20.3 | 155,954 | 161,250 | 3.4 |
| CAMBODIA | 1,176,277 | 1,443,112 | 22.68 | 255,449 | 313,953 | 22.9 |
| BRUNEI DARUSSALAM | 2,315,364 | 1,716,549 | -25.86 | 632,066 | 574,656 | -9.08 |
| LAO PEOPLE'S DEMOCRATIC REPU | 281,762 | 217,903 | -22.66 | 83,303 | 65,384 | -21.51 |
| NEPAL | 42,412 | 40,236 | -5.13 | 14,986 | 13,785 | -8.01 |
| VIET NAM | 320,557 | 818,600 | 155.37 | 163,142 | 238,785 | 46.37 |
| MALDIVES | 1,798,564 | 2,021,613 | 12.4 | 470,434 | 526,078 | 11.83 |
| INDIA | 1,188,549 | 1,128,251 | -5.07 | 1,376,042 | 1,676,540 | 21.84 |
| PAKISTAN | 11,428,823 | 8,950,805 | -21.68 | 2,025,133 | 1,594,839 | -21.25 |
| BANGLADESH | 261,871 | 434,696 | 66 | 206,793 | 267,707 | 29.46 |
| SRI LANKA | 7,218,172 | 10,551,527 | 46.18 | 1,486,096 | 2,061,791 | 38.74 |
| AFGHANISTAN | 110,054 | 24,320 | -77.9 | 36,394 | 21,615 | -40.61 |
| IRAN (ISLAMIC REPUBLIC OF) | 2,277 | 15,722 | 590.47 | 12,857 | 59,594 | 363.51 |
| SAUDI ARABIA | 19,008,560 | 18,826,520 | -0.96 | 3,406,120 | 3,325,848 | -2.36 |
| KUWAIT | 5,881,048 | 2,254,017 | -61.67 | 1,050,253 | 715,019 | -31.92 |
| JORDAN | 400,311 | 507,339 | 26.74 | 69,834 | 112,498 | 61.09 |
| LEBANON | 80,692 | 3,414 | -95.77 | 29,002 | 4,700 | -83.79 |
| YEMEN | 1,031,803 | 1,251,740 | 21.32 | 264,268 | 303,057 | 14.68 |
| OMAN | 4,533 | 1,698 | -62.54 | 9,115 | 17,699 | 94.17 |
| SYRIA ARAB REPUBLIC | 0 | 1,133 | - | 0 | 14,567 | - |
| TURKEY | 4,966,196 | 3,112,734 | -37.32 | 2,094,968 | 1,336,340 | -36.21 |
| UNITED ARAB EMIRATES | 4,551,643 | 3,222,130 | -29.21 | 2,257,993 | 2,367,137 | 4.83 |
| QATAR | 559,667 | 1,663,347 | 197.2 | 297,970 | 716,451 | 140.44 |
| BAHRAIN | 435,211 | 573,146 | 31.69 | 94,603 | 218,547 | 131.01 |
| CYPRUS | 149,715 | 118,050 | -21.15 | 62,193 | 56,622 | -8.96 |
| EGYPT | 371,015 | 1,009,522 | 172.1 | 304,316 | 435,620 | 43.15 |
| MOROCCO | 69,651 | 7,849 | -88.73 | 16,310 | 12,077 | -25.95 |
| TUNISIA | 1,899 | 3,445 | 81.41 | 2,507 | 4,657 | 85.76 |
| SUDAN | 592,755 | 438,975 | -25.94 | 124,708 | 85,139 | -31.73 |
| NAMIBIA | 1,507 | 649 | -56.93 | 1,901 | 1,064 | -44.03 |
| ETHIOPIA | 41,681 | 274 | -99.34 | 7,760 | 752 | -90.31 |
| TANZANIA, UNITED REPUBLIC OF | 72,701 | 343 | -99.53 | 10,641 | 862 | -91.9 |
| MADAGASCAR | 108,289 | 75,120 | -30.63 | 17,649 | 15,445 | -12.49 |
| KENYA | 7,045 | 26,208 | 272.01 | 14,169 | 4,583 | -67.65 |
| REUNION | 980,069 | 1,650,061 | 68.36 | 834,435 | 339,540 | -59.31 |
| MOZAMBIQUE | 2,656 | 42,122 | 1485.92 | 3,033 | 7,493 | 147.05 |
| BOTSWANA | 0 | 81,600 | - | 0 | 10,700 | - |
| TOGO | 4,274 | 0 | -100 | 1,400 | 0 | -100 |
| GHANA | 11,176 | 187 | -98.33 | 6,070 | 348 | -94.27 |
| GUINEA | 100 | 265 | 165 | 87 | 721 | 728.74 |
| ANGOLA | 209,241 | 701,716 | 235.36 | 66,750 | 165,289 | 147.62 |
| CAMEROON | 7,937 | 35,998 | 353.55 | 17,136 | 6,050 | -64.69 |
| NIGERIA | 394,839 | 274,091 | -30.58 | 94,041 | 58,684 | -37.6 |
| GABON | 9,101 | 11,015 | 21.03 | 13,505 | 14,390 | 6.55 |
| COTE D'IVOIRE | 4,583 | 20 | -99.56 | 3,223 | 19 | -99.41 |
| SENEGAL | 428 | 6,203 | 1349.3 | 280 | 7,001 | 2400.36 |
| MAURITANIA | 3,604 | 0 | -100 | 25,466 | 0 | -100 |
| BENIN | 0 | 34,279 | - | 0 | 39,552 | - |
| U.S. VIRGIN ISLANDS | 276 | 29,796 | 10695.65 | 727 | 25,456 | 3401.51 |
| SEYCHELLES | 4,650 | 126,939 | 2629.87 | 15,602 | 121,422 | 678.25 |
| UGANDA | 0 | 214 | - | 0 | 279 | - |
| SAO TOME AND PRINCIPE | 17,533 | 2,318 | -86.78 | 18,500 | 1,800 | -90.27 |
| SOUTH AFRICA | 6,684,888 | 6,640,266 | -0.67 | 6,089,778 | 13,591,412 | 123.18 |
| MAURITIUS | 3,960,532 | 3,703,450 | -6.49 | 687,969 | 693,477 | 0.8 |
| VIRGIN ISLANDS (BRITISH) | 321 | 1 | -99.69 | 1,265 | 9 | -99.29 |

TABEL 5. PERKEMBANGAN EKSPOR INDONESIA MENURUT KOMODITI DAN NEGARA TUJUAN

| JENIS BARANG | BERAT BERSIH (KG) | | PERUB | NILAI FOB (US \$) | | PERUB |
|-------------------------------|-------------------|--------------|-----------|-------------------|--------------|---------|
| | JAN-SEP 2005 | JAN-SEP 2006 | % | JAN-SEP 2005 | JAN-SEP 2006 | % |
| (1) | (2) | (3) | (4) | (5) | (6) | (7) |
| AUSTRALIA | 27,284,783 | 31,151,555 | 14.17 | 11,427,859 | 11,443,229 | 0.13 |
| NEW ZEALAND | 2,614,413 | 2,138,513 | -18.2 | 1,153,122 | 921,000 | -20.13 |
| MICRONESIA, FEDERATED STATES | 3,053 | 0 | -100 | 3,053 | 0 | -100 |
| GUAM | 7,807 | 101,059 | 1194.47 | 7,664 | 36,135 | 371.49 |
| PALAU | 938 | 18,575 | 1880.28 | 1,155 | 3,962 | 243.03 |
| NEW CALEDONIA | 23,211 | 16,347 | -29.57 | 31,639 | 23,229 | -26.58 |
| NORTHERN MARIANA ISLANDS | 3,630 | 3,395 | -6.47 | 15,289 | 6,570 | -57.03 |
| SAINT VINCENT AND THE GRENADI | 4,935 | 2,436 | -50.64 | 6,168 | 2,245 | -63.6 |
| VANUATU | 4,598 | 245,962 | 5249.33 | 2,218 | 87,873 | 3861.81 |
| WALLIS AND FUTUNA ISLANDS | 1,704 | 2,459 | 44.31 | 659 | 2,728 | 313.96 |
| AMERICAN SAMOA | 121,161 | 0 | -100 | 25,443 | 0 | -100 |
| COOK ISLANDS | 69,620 | 44,259 | -36.43 | 17,996 | 13,465 | -25.18 |
| FIJI | 962,933 | 573,009 | -40.49 | 377,101 | 211,713 | -43.86 |
| MARSHALL ISLANDS | 0 | 3,758 | - | 0 | 708 | - |
| SAMOA | 32,341 | 0 | -100 | 19,858 | 0 | -100 |
| TONGA | 39,252 | 19,727 | -49.74 | 15,078 | 7,293 | -51.63 |
| CHRISTMAS ISLANDS | 591 | 0 | -100 | 1,050 | 0 | -100 |
| UNITED STATES MINOR OUTLYING | 157 | 0 | -100 | 315 | 0 | -100 |
| EAST TIMOR | 810,176 | 634,608 | -21.67 | 192,987 | 147,041 | -23.81 |
| UNITED STATES | 116,090,467 | 130,424,287 | 12.35 | 59,097,580 | 63,378,844 | 7.24 |
| CANADA | 9,279,378 | 8,483,380 | -8.58 | 5,571,430 | 4,729,124 | -15.12 |
| MEXICO | 445,577 | 1,074,060 | 141.05 | 414,110 | 1,794,564 | 333.35 |
| GUATEMALA | 827,637 | 864,049 | 4.4 | 152,436 | 180,407 | 18.35 |
| HONDURAS | 33 | 161,210 | 488415.15 | 50 | 45,061 | 90022 |
| NICARAGUA | 0 | 129 | - | 0 | 56 | - |
| PANAMA | 440,564 | 623,983 | 41.63 | 96,502 | 139,909 | 44.98 |
| CUBA | 13,193 | 914 | -93.07 | 50,847 | 390 | -99.23 |
| SURINAME | 0 | 633 | - | 0 | 526 | - |
| CHILE | 899,916 | 888,917 | -1.22 | 334,770 | 375,646 | 12.21 |
| VENEZUELA | 63,490 | 36,086 | -43.16 | 26,818 | 30,773 | 14.75 |
| ARGENTINA | 48,267 | 72,571 | 50.35 | 49,425 | 58,630 | 18.62 |
| BRAZIL | 18,795 | 11,288 | -39.94 | 34,274 | 15,671 | -54.28 |
| COLOMBIA | 245,896 | 131,686 | -46.45 | 56,827 | 54,457 | -4.17 |
| BOLIVIA | 0 | 19 | - | 0 | 26 | - |
| URUGUAY | 22,545 | 52,922 | 134.74 | 5,959 | 15,272 | 156.28 |
| ECUADOR | 174,288 | 87,138 | -50 | 36,155 | 42,303 | 17 |
| PERU | 206,016 | 191,970 | -6.82 | 57,981 | 83,006 | 43.16 |
| GUYANA | 4,197 | 0 | -100 | 1,350 | 0 | -100 |
| TRINIDAD AND TOBAGO | 455,195 | 175,245 | -61.5 | 108,883 | 45,345 | -58.35 |
| BAHAMAS | 7,452 | 5,878 | -21.12 | 53,969 | 63,391 | 17.46 |
| JAMAICA | 355,218 | 832,148 | 134.26 | 98,028 | 178,769 | 82.37 |
| PUERTO RICO | 2,678,406 | 864,027 | -67.74 | 718,672 | 270,215 | -62.4 |
| BELIZE | 1,470 | 4,088 | 178.1 | 1,554 | 1,558 | 0.26 |
| DOMINICAN REPUBLIC | 6,923 | 7,330 | 5.88 | 13,391 | 8,831 | -34.05 |
| EL SALVADOR | 4,215 | 1,533 | -63.63 | 1,949 | 996 | -48.9 |
| COSTA RICA | 80,387 | 32,890 | -59.09 | 36,537 | 30,331 | -16.99 |
| HAITI | 42,288 | 38 | -99.91 | 15,275 | 26 | -99.83 |
| BARBADOS | 1,146 | 8,386 | 631.76 | 1,221 | 10,153 | 731.53 |
| ANTIGUA AND BARBUDA | 1,444 | 509 | -64.75 | 2,496 | 857 | -65.67 |
| ANGUILLA | 1,370 | 7 | -99.49 | 1,654 | 132 | -92.02 |
| ARUBA | 4,160 | 83,863 | 1915.94 | 8,602 | 30,537 | 255 |
| BERMUDA | 96 | 458 | 377.08 | 555 | 3,267 | 488.65 |
| CAYMAN ISLANDS | 235 | 1,436 | 511.06 | 208 | 640 | 207.69 |
| DOMINICA | 3,263 | 0 | -100 | 4,127 | 0 | -100 |
| FALKLAND ISLANDS (MALVINAS) | 210 | 0 | -100 | 676 | 0 | -100 |
| FRENCH GUIANA | 58 | 1,131 | 1850 | 68 | 761 | 1019.12 |
| FRENCH POLYNESIA | 516,927 | 589,300 | 14 | 88,202 | 171,465 | 94.4 |
| GRENADA | 180 | 124,407 | 69015 | 471 | 35,327 | 7400.42 |
| MARTINIQUE | 251 | 1,323 | 427.09 | 602 | 2,971 | 393.52 |
| NETHERLANDS ANTILLES | 1,594 | 1,628 | 2.13 | 2,074 | 4,567 | 120.2 |
| NORFOLK ISLANDS | 0 | 509 | - | 0 | 706 | - |
| SAINT LUCIA | 0 | 27,983 | - | 0 | 8,005 | - |
| TURKS AND CAICOS ISLANDS | 1,005 | 5,057 | 403.18 | 1,240 | 2,478 | 99.84 |
| GUADELOUPE | 2,667 | 7,967 | 198.73 | 5,231 | 13,942 | 166.53 |
| SAINT KITTS AND NEVIS | 0 | 222 | - | 0 | 372 | - |
| UNITED KINGDOM | 3,819,780 | 6,764,754 | 77.1 | 8,144,437 | 12,238,592 | 50.27 |
| NETHERLANDS | 1,975,474 | 1,582,849 | -19.87 | 1,745,004 | 1,167,531 | -33.09 |
| FRANCE | 853,091 | 1,735,645 | 103.45 | 1,402,884 | 2,468,888 | 75.99 |
| GERMANY, FED. REP. OF | 985,813 | 807,411 | -18.1 | 1,883,180 | 1,190,471 | -36.78 |
| AUSTRIA | 16,041 | 5,079 | -68.34 | 46,083 | 17,298 | -62.46 |
| BELGIUM | 1,811,728 | 3,169,812 | 74.96 | 2,328,774 | 3,043,452 | 30.69 |
| SWITZERLAND | 61,783 | 230,392 | 272.91 | 147,109 | 553,489 | 276.24 |
| LUXEMBOURG | 1,807 | 1 | -99.94 | 2,958 | 2 | -99.93 |

TABEL 5. PERKEMBANGAN EKSPOR INDONESIA MENURUT KOMODITI DAN NEGARA TUJUAN

| JENIS BARANG | BERAT BERSIH (KG) | | PERUB | NILAI FOB (US \$) | | PERUB |
|-------------------------------------|-------------------|------------------|---------------|--------------------|--------------------|---------------|
| | JAN-SEP 2005 | JAN-SEP 2006 | % | JAN-SEP 2005 | JAN-SEP 2006 | % |
| (1) | (2) | (3) | (4) | (5) | (6) | (7) |
| DENMARK | 130,640 | 184,773 | 41.44 | 85,961 | 131,189 | 52.61 |
| NORWAY | 4,006,415 | 2,034,700 | -49.21 | 1,029,334 | 720,944 | -29.96 |
| SWEDEN | 794,813 | 1,136,854 | 43.03 | 672,709 | 581,197 | -13.6 |
| FINLAND | 85,226 | 229,594 | 169.39 | 613,358 | 1,461,245 | 138.24 |
| IRELAND | 557,204 | 421,584 | -24.34 | 482,867 | 668,898 | 38.53 |
| ITALY | 10,342,515 | 10,622,274 | 2.7 | 6,133,934 | 7,167,533 | 16.85 |
| SPAIN | 1,919,912 | 1,172,064 | -38.95 | 1,879,209 | 1,685,924 | -10.29 |
| PORTUGAL | 17,648 | 45,824 | 159.66 | 36,081 | 63,636 | 76.37 |
| ICELAND | 47,798 | 0 | -100 | 46,130 | 0 | -100 |
| MONTSEERRAT | 0 | 17,280 | - | 0 | 2,957 | - |
| GREECE | 5,156,046 | 3,577,865 | -30.61 | 1,160,532 | 736,599 | -36.53 |
| HUNGARY | 14,493 | 78,067 | 438.65 | 14,543 | 51,707 | 255.55 |
| POLAND | 1,942,465 | 1,578,816 | -18.72 | 416,048 | 389,525 | -6.37 |
| ROMANIA | 7,117 | 60,762 | 753.76 | 8,052 | 102,200 | 1169.25 |
| BULGARIA | 36,170 | 1,942 | -94.63 | 124,892 | 3,738 | -97.01 |
| YUGOSLAVIA | 1,923 | 88,108 | 4481.8 | 3,553 | 18,095 | 409.29 |
| ALBANIA | 0 | 2,184 | - | 0 | 1,138 | - |
| AZERBAIJAN | 19 | 0 | -100 | 37 | 0 | -100 |
| KAZAKHSTAN | 0 | 3 | - | 0 | 67 | - |
| UKRAINE | 5,501,130 | 4,814,534 | -12.48 | 1,756,224 | 1,496,582 | -14.78 |
| UZBEKISTAN | 1 | 0 | -100 | 7 | 0 | -100 |
| LITHUANIA | 74 | 23,243 | 31309.46 | 398 | 5,068 | 1173.37 |
| LATVIA | 0 | 11,165 | - | 0 | 24,020 | - |
| ESTONIA | 195,876 | 319,272 | 63 | 50,656 | 81,368 | 60.63 |
| GEORGIA | 9 | 47 | 422.22 | 60 | 226 | 276.67 |
| CROATIA | 27,392 | 1,627 | -94.06 | 8,545 | 4,235 | -50.44 |
| MALTA | 67,504 | 171,383 | 153.89 | 41,979 | 45,610 | 8.65 |
| SLOVAKIA | 46 | 243,458 | 529156.52 | 97 | 92,103 | 94851.55 |
| SLOVENIA | 3,617 | 11,014 | 204.51 | 3,702 | 32,082 | 766.61 |
| CZECH REPUBLIC | 13,093 | 16,931 | 29.31 | 163,557 | 45,824 | -71.98 |
| RUSSIA FEDERATION | 3,645,547 | 3,342,408 | -8.32 | 1,537,327 | 1,481,948 | -3.6 |
| -EMAS BATANGAN | 11,865 | 25,689 | 116.51 | 138,466,318 | 426,444,639 | 207.98 |
| JAPAN | 1,235 | 3,006 | 143.4 | 15,618 | 351,912 | 2153.25 |
| HONG KONG | 1,401 | 661 | -52.82 | 19,298,246 | 14,718,934 | -23.73 |
| THAILAND | 2,391 | 0 | -100 | 30,706,051 | 0 | -100 |
| SINGAPORE | 2,631 | 12,590 | 378.53 | 38,104,817 | 244,188,546 | 540.83 |
| MALAYSIA | 232 | 2,047 | 782.33 | 4,190,171 | 39,535,535 | 843.53 |
| AUSTRALIA | 3,975 | 5,150 | 29.56 | 46,151,415 | 94,824,588 | 105.46 |
| SWITZERLAND | 0 | 2,235 | - | 0 | 32,825,124 | - |
| -PESAWAT UDARA DAN BAGIANNY. | 2,591,969 | 4,870,123 | 87.89 | 68,100,703 | 217,676,286 | 219.64 |
| JAPAN | 22,097 | 14,374 | -34.95 | 2,268,925 | 3,055,530 | 34.67 |
| HONG KONG | 50,752 | 53,832 | 6.07 | 2,840,991 | 1,918,334 | -32.48 |
| KOREA, REPUBLIC OF | 2,285 | 2,283 | -0.09 | 1,015,697 | 1,178,674 | 16.05 |
| TAIWAN | 3,721 | 67,235 | 1706.91 | 18,260 | 7,352 | -59.74 |
| CHINA | 187 | 162,481 | 86788.24 | 22,695 | 1,780,178 | 7743.92 |
| MACAU | 2,500 | 0 | -100 | 350,000 | 0 | -100 |
| PAPUA NEW GUINEA | 39 | 3,043 | 7702.56 | 20,448 | 570,723 | 2691.09 |
| THAILAND | 450,043 | 433,378 | -3.7 | 4,898,506 | 4,476,720 | -8.61 |
| SINGAPORE | 572,358 | 685,305 | 19.73 | 9,466,408 | 81,511,793 | 761.06 |
| PHILIPPINES | 192 | 702 | 265.63 | 47,169 | 541,628 | 1048.27 |
| MALAYSIA | 25,526 | 430,813 | 1587.74 | 7,706,585 | 47,108,508 | 511.28 |
| BRUNEI DARUSSALAM | 196 | 181 | -7.65 | 61,800 | 68,484 | 10.82 |
| VIET NAM | 0 | 21,382 | - | 0 | 503,450 | - |
| INDIA | 2,056 | 7,692 | 274.12 | 1,016,000 | 501,900 | -50.6 |
| PAKISTAN | 1,087 | 1,227 | 12.88 | 574,085 | 1,779,405 | 209.95 |
| BANGLADESH | 8,059 | 0 | -100 | 1,843,680 | 0 | -100 |
| SRI LANKA | 0 | 120 | - | 0 | 1,320 | - |
| IRAN (ISLAMIC REPUBLIC OF) | 8,960 | 874 | -90.25 | 2,480,000 | 30,000 | -98.79 |
| SAUDI ARABIA | 168 | 25 | -85.12 | 4,500 | 1 | -99.98 |
| JORDAN | 0 | 1,675 | - | 0 | 60,000 | - |
| YEMEN | 260,000 | 0 | -100 | 4,000,000 | 0 | -100 |
| TURKEY | 55,037 | 2,123 | -96.14 | 1,593,746 | 948,723 | -40.47 |
| UNITED ARAB EMIRATES | 3,647 | 144,979 | 3875.29 | 464,519 | 1,378,138 | 196.68 |
| BAHRAIN | 0 | 1 | - | 0 | 500 | - |
| LIBYAN ARAB JAMAHIRIYA | 0 | 150,000 | - | 0 | 2,000,000 | - |
| KENYA | 1,586 | 100,383 | 6229.32 | 24,750 | 1,042,275 | 4111.21 |
| GHANA | 0 | 1,300 | - | 0 | 100,000 | - |
| BENIN | 0 | 172 | - | 0 | 380 | - |
| SOUTH AFRICA | 6,862 | 107,496 | 1466.54 | 526,334 | 1,528,680 | 190.44 |
| AUSTRALIA | 3,452 | 217,292 | 6194.67 | 1,038,058 | 2,184,609 | 110.45 |
| NEW ZEALAND | 31,466 | 6,090 | -80.65 | 7,980 | 141,296 | 1670.63 |

TABEL 5. PERKEMBANGAN EKSPOR INDONESIA MENURUT KOMODITI DAN NEGARA TUJUAN

| JENIS BARANG | BERAT BERSIH (KG) | | PERUB | NILAI FOB (US \$) | | PERUB |
|-----------------------------------|--------------------|--------------------|-------------|--------------------|--------------------|--------------|
| | JAN-SEP 2005 | JAN-SEP 2006 | % | JAN-SEP 2005 | JAN-SEP 2006 | % |
| (1) | (2) | (3) | (4) | (5) | (6) | (7) |
| FIJI | 192 | 0 | -100 | 1,230 | 0 | -100 |
| EAST TIMOR | 281 | 0 | -100 | 219 | 0 | -100 |
| UNITED STATES | 299,855 | 572,552 | 90.94 | 4,800,872 | 16,096,904 | 235.29 |
| CANADA | 393 | 695 | 76.84 | 281,320 | 67,653 | -75.95 |
| BRAZIL | 777 | 0 | -100 | 1,160 | 0 | -100 |
| PERU | 74 | 0 | -100 | 1,850 | 0 | -100 |
| FRENCH POLYNESIA | 19 | 0 | -100 | 1,579 | 0 | -100 |
| UNITED KINGDOM | 429,177 | 1,451,433 | 238.19 | 10,032,137 | 24,265,308 | 141.88 |
| NETHERLANDS | 31,065 | 22,876 | -26.36 | 1,075,307 | 1,184,151 | 10.12 |
| FRANCE | 13,321 | 25,542 | 91.74 | 732,494 | 2,337,237 | 219.08 |
| GERMANY, FED. REP. OF | 13,212 | 38,059 | 188.06 | 1,096,240 | 4,920,744 | 348.87 |
| AUSTRIA | 352 | 0 | -100 | 10,000 | 0 | -100 |
| BELGIUM | 5,505 | 12,536 | 127.72 | 1,215,072 | 1,536,969 | 26.49 |
| SWITZERLAND | 36,844 | 10,219 | -72.26 | 423,435 | 243,074 | -42.59 |
| LUXEMBOURG | 0 | 28,000 | - | 0 | 4,000,000 | - |
| DENMARK | 0 | 1,196 | - | 0 | 57,696 | - |
| NORWAY | 210 | 12,620 | 5909.52 | 5,000 | 1,502,500 | 29950 |
| SWEDEN | 39 | 0 | -100 | 4,475 | 0 | -100 |
| IRELAND | 4,661 | 34,996 | 650.83 | 1,004,708 | 638,473 | -36.45 |
| ITALY | 2,397 | 720 | -69.96 | 232,774 | 76,301 | -67.22 |
| SPAIN | 186,013 | 6,300 | -96.61 | 3,321,257 | 3,426,628 | 3.17 |
| PORTUGAL | 1,881 | 0 | -100 | 750 | 0 | -100 |
| GREECE | 960 | 0 | -100 | 771 | 0 | -100 |
| POLAND | 518 | 102 | -80.31 | 1,634 | 770 | -52.88 |
| ROMANIA | 10,998 | 0 | -100 | 532,000 | 0 | -100 |
| BULGARIA | 1,824 | 0 | -100 | 20,000 | 0 | -100 |
| MOLDOVA, REPUBLIC OF | 22,300 | 0 | -100 | 250,000 | 0 | -100 |
| ESTONIA | 55 | 0 | -100 | 550 | 0 | -100 |
| CROATIA | 0 | 65 | - | 0 | 100 | - |
| RUSSIA FEDERATION | 16,770 | 35,754 | 113.2 | 762,733 | 2,903,177 | 280.63 |
| -KAPAL LAUT DAN SEJENISNYA | 188,593,222 | 204,092,589 | 8.22 | 166,249,323 | 278,458,318 | 67.49 |
| JAPAN | 47 | 57,292 | 121797.87 | 5,335 | 108,734 | 1938.13 |
| HONG KONG | 61,001 | 0 | -100 | 306,046 | 0 | -100 |
| KOREA, REPUBLIC OF | 924,020 | 26,549 | -97.13 | 906,253 | 31,355 | -96.54 |
| TAIWAN | 90 | 0 | -100 | 120 | 0 | -100 |
| CHINA | 0 | 20,121,228 | - | 0 | 11,016,140 | - |
| THAILAND | 1,353,001 | 11,282,656 | 733.9 | 327,380 | 13,427,715 | 4001.57 |
| SINGAPORE | 160,470,168 | 139,491,456 | -13.07 | 83,303,912 | 181,767,825 | 118.2 |
| PHILIPPINES | 0 | 650 | - | 0 | 130 | - |
| MALAYSIA | 3,635,847 | 7,210,153 | 98.31 | 7,061,431 | 6,321,678 | -10.48 |
| MYANMAR (FORM. BURMA) | 3,934,754 | 0 | -100 | 7,320,000 | 0 | -100 |
| BRUNEI DARUSSALAM | 0 | 5,000 | - | 0 | 1,057 | - |
| VIET NAM | 107,200 | 343,160 | 220.11 | 151,260 | 193,176 | 27.71 |
| INDIA | 278,800 | 398,660 | 42.99 | 1,053,602 | 1,316,779 | 24.98 |
| PAKISTAN | 126 | 314 | 149.21 | 14,927 | 16,263 | 8.95 |
| BANGLADESH | 479,000 | 0 | -100 | 137,350 | 0 | -100 |
| SRI LANKA | 0 | 400 | - | 0 | 3,267 | - |
| IRAN (ISLAMIC REPUBLIC OF) | 0 | 1,447,061 | - | 0 | 116,763 | - |
| SAUDI ARABIA | 12,450 | 197,953 | 1489.98 | 33,405 | 323,600 | 868.72 |
| KUWAIT | 189,000 | 12,742 | -93.26 | 300,000 | 168,035 | -43.99 |
| TURKEY | 524,000 | 0 | -100 | 239,514 | 0 | -100 |
| UNITED ARAB EMIRATES | 2,248,000 | 3,804,766 | 69.25 | 3,534,500 | 20,551,493 | 481.45 |
| KENYA | 0 | 8,997 | - | 0 | 30,000 | - |
| NIGERIA | 100 | 0 | -100 | 1,020 | 0 | -100 |
| SOUTH AFRICA | 561 | 0 | -100 | 4,019 | 0 | -100 |
| MAURITIUS | 0 | 5,301 | - | 0 | 5,721 | - |
| AUSTRALIA | 1,818,075 | 730,971 | -59.79 | 2,979,754 | 10,976,645 | 268.37 |
| NEW ZEALAND | 1,500 | 0 | -100 | 37,956 | 0 | -100 |
| SOLOMON ISLANDS | 0 | 15,257 | - | 0 | 18,478 | - |
| UNITED STATES | 3,859 | 68,172 | 1666.57 | 61,812 | 14,880 | -75.93 |
| CANADA | 0 | 236,000 | - | 0 | 229,000 | - |
| PANAMA | 3,392,000 | 0 | -100 | 15,011,565 | 0 | -100 |
| UNITED KINGDOM | 124 | 2,604 | 2000 | 1,600 | 65,789 | 4011.81 |
| NETHERLANDS | 17,776 | 571,342 | 3114.12 | 287,128 | 6,524,376 | 2172.29 |
| FRANCE | 353 | 2,012 | 469.97 | 2,805 | 28,633 | 920.78 |
| GERMANY, FED. REP. OF | 85 | 17,030,079 | 20035287.06 | 500 | 24,700,510 | 4940002 |
| BELGIUM | 51,000 | 42,000 | -17.65 | 71,695 | 173,932 | 142.6 |
| DENMARK | 0 | 440 | - | 0 | 16,394 | - |
| FINLAND | 0 | 424 | - | 0 | 217 | - |
| ITALY | 0 | 45,000 | - | 0 | 117,141 | - |
| SPAIN | 275 | 0 | -100 | 500 | 0 | -100 |
| BULGARIA | 0 | 931,000 | - | 0 | 152,092 | - |

TABEL 5. PERKEMBANGAN EKSPOR INDONESIA MENURUT KOMODITI DAN NEGARA TUJUAN

| JENIS BARANG | BERAT BERSIH (KG) | | PERUB | NILAI FOB (US \$) | | PERUB |
|-----------------------------------|-------------------|-------------------|-------------|--------------------|--------------------|-------------|
| | JAN-SEP 2005 | JAN-SEP 2006 | % | JAN-SEP 2005 | JAN-SEP 2006 | % |
| (1) | (2) | (3) | (4) | (5) | (6) | (7) |
| RUSSIA FEDERATION | 9,090,010 | 2,950 | -99.97 | 43,093,934 | 40,500 | -99.91 |
| -PERLENGKAPAN OLAHRAGA DAN | 23,105,113 | 25,438,098 | 10.1 | 156,063,520 | 165,955,492 | 6.34 |
| JAPAN | 1,025,839 | 892,441 | -13 | 15,081,691 | 15,560,769 | 3.18 |
| HONG KONG | 832,212 | 255,370 | -69.31 | 3,660,828 | 1,640,951 | -55.18 |
| KOREA, REPUBLIC OF | 296,599 | 434,983 | 46.66 | 1,324,987 | 1,187,363 | -10.39 |
| TAIWAN | 31,696 | 21,017 | -33.69 | 166,851 | 109,292 | -34.5 |
| CHINA | 367,818 | 477,594 | 29.85 | 2,841,308 | 3,790,187 | 33.4 |
| MONGOLIA | 5,197 | 0 | -100 | 39,965 | 0 | -100 |
| PAPUA NEW GUINEA | 2,403 | 3,385 | 40.87 | 10,505 | 12,041 | 14.62 |
| THAILAND | 35,189 | 39,560 | 12.42 | 241,625 | 173,778 | -28.08 |
| SINGAPORE | 102,553 | 600,890 | 485.93 | 2,262,294 | 7,309,068 | 223.08 |
| PHILIPPINES | 158,551 | 143,420 | -9.54 | 309,023 | 281,372 | -8.95 |
| MALAYSIA | 347,194 | 317,912 | -8.43 | 1,105,401 | 1,313,366 | 18.81 |
| CAMBODIA | 0 | 62,590 | - | 0 | 25,045 | - |
| BRUNEI DARUSSALAM | 396 | 1,438 | 263.13 | 2,397 | 28,649 | 1095.2 |
| VIET NAM | 13,238 | 6,433 | -51.41 | 41,676 | 25,317 | -39.25 |
| MALDIVES | 2,045 | 4,625 | 126.16 | 4,194 | 6,731 | 60.49 |
| INDIA | 84,062 | 117,983 | 40.35 | 491,455 | 829,206 | 68.72 |
| PAKISTAN | 120,543 | 205,676 | 70.62 | 365,868 | 580,914 | 58.78 |
| BANGLADESH | 1,545 | 10,477 | 578.12 | 11,544 | 13,816 | 19.68 |
| SRI LANKA | 163,707 | 134,931 | -17.58 | 159,592 | 119,036 | -25.41 |
| IRAN (ISLAMIC REPUBLIC OF) | 1,766 | 26,375 | 1393.49 | 13,147 | 61,122 | 364.91 |
| SAUDI ARABIA | 230,940 | 317,047 | 37.29 | 279,127 | 385,374 | 38.06 |
| KUWAIT | 1,767 | 10,374 | 487.1 | 7,083 | 60,110 | 748.65 |
| JORDAN | 38,540 | 74,656 | 93.71 | 75,027 | 178,358 | 137.73 |
| LEBANON | 14,507 | 19,097 | 31.64 | 31,528 | 42,251 | 34.01 |
| YEMEN | 0 | 78 | - | 0 | 118 | - |
| OMAN | 4,284 | 0 | -100 | 10,322 | 0 | -100 |
| TURKEY | 9,182 | 9,794 | 6.67 | 57,247 | 68,022 | 18.82 |
| UNITED ARAB EMIRATES | 207,551 | 134,280 | -35.3 | 1,102,364 | 816,466 | -25.93 |
| QATAR | 0 | 549 | - | 0 | 10,474 | - |
| BAHRAIN | 173 | 88 | -49.13 | 840 | 533 | -36.55 |
| CYPRUS | 6,587 | 3,176 | -51.78 | 31,036 | 23,472 | -24.37 |
| EGYPT | 14,866 | 12,626 | -15.07 | 95,049 | 115,974 | 22.01 |
| MOROCCO | 6,492 | 6,404 | -1.36 | 37,473 | 51,339 | 37 |
| TUNISIA | 210 | 436 | 107.62 | 250 | 2,489 | 895.6 |
| ALGERIA | 0 | 10,005 | - | 0 | 9,108 | - |
| SUDAN | 22,476 | 22,958 | 2.14 | 138,514 | 151,279 | 9.22 |
| TANZANIA, UNITED REPUBLIC OF | 45 | 0 | -100 | 600 | 0 | -100 |
| KENYA | 1,052 | 0 | -100 | 6,854 | 0 | -100 |
| REUNION | 3,759 | 3,759 | 0 | 9,216 | 9,677 | 5 |
| MOZAMBIQUE | 0 | 112 | - | 0 | 1,440 | - |
| GHANA | 184 | 0 | -100 | 128 | 0 | -100 |
| ANGOLA | 1,439 | 1,501 | 4.31 | 2,469 | 1,506 | -39 |
| CAMEROON | 298 | 52 | -82.55 | 415 | 1,042 | 151.08 |
| NIGERIA | 12,407 | 6,066 | -51.11 | 8,665 | 22,254 | 156.83 |
| BENIN | 0 | 579 | - | 0 | 682 | - |
| SEYCHELLES | 0 | 471 | - | 0 | 560 | - |
| UGANDA | 0 | 535 | - | 0 | 3,467 | - |
| CENTRAL AFRICAN REPUBLIC | 0 | 664 | - | 0 | 6,844 | - |
| NIGER | 0 | 4,861 | - | 0 | 32,479 | - |
| DJIBOUTI | 420 | 0 | -100 | 535 | 0 | -100 |
| SOUTH AFRICA | 51,017 | 64,534 | 26.5 | 216,549 | 275,454 | 27.2 |
| ZIMBABWE | 587 | 0 | -100 | 4,549 | 0 | -100 |
| MAURITIUS | 1,613 | 278 | -82.77 | 4,915 | 2,200 | -55.24 |
| VIRGIN ISLANDS (BRITISH) | 32,446 | 0 | -100 | 195,575 | 0 | -100 |
| AUSTRALIA | 698,638 | 617,486 | -11.62 | 3,641,135 | 2,942,438 | -19.19 |
| NEW ZEALAND | 146,189 | 177,726 | 21.57 | 649,793 | 668,064 | 2.81 |
| GUAM | 79 | 92 | 16.46 | 1,340 | 2,055 | 53.36 |
| FIJI | 2,361 | 1,668 | -29.35 | 8,149 | 1,991 | -75.57 |
| TONGA | 261 | 6,365 | 2338.7 | 460 | 14,800 | 3117.39 |
| EAST TIMOR | 5,628 | 3,257 | -42.13 | 30,974 | 5,064 | -83.65 |
| UNITED STATES | 7,133,615 | 7,760,439 | 8.79 | 48,858,296 | 51,258,082 | 4.91 |
| CANADA | 640,331 | 448,225 | -30 | 3,516,312 | 2,766,022 | -21.34 |
| MEXICO | 1,245,930 | 1,158,718 | -7 | 8,907,374 | 8,215,325 | -7.77 |
| GUATEMALA | 837 | 6,902 | 724.61 | 12,464 | 57,700 | 362.93 |
| PANAMA | 8,543 | 13,797 | 61.5 | 89,104 | 134,951 | 51.45 |
| CHILE | 218,508 | 196,970 | -9.86 | 1,232,133 | 1,190,766 | -3.36 |
| VENEZUELA | 123,243 | 96,798 | -21.46 | 904,465 | 775,750 | -14.23 |
| ARGENTINA | 157,250 | 176,690 | 12.36 | 873,436 | 1,071,217 | 22.64 |
| BRAZIL | 323,658 | 550,818 | 70.19 | 2,423,177 | 3,627,198 | 49.69 |
| COLOMBIA | 51,200 | 49,640 | -3.05 | 372,318 | 345,540 | -7.19 |

TABEL 5. PERKEMBANGAN EKSPOR INDONESIA MENURUT KOMODITI DAN NEGARA TUJUAN

| JENIS BARANG | BERAT BERSIH (KG) | | PERUB | NILAI FOB (US \$) | | PERUB |
|-------------------------------|-------------------|------------------|--------------|-------------------|-------------------|--------------|
| | JAN-SEP 2005 | JAN-SEP 2006 | % | JAN-SEP 2005 | JAN-SEP 2006 | % |
| (1) | (2) | (3) | (4) | (5) | (6) | (7) |
| BOLIVIA | 696 | 1,047 | 50.43 | 3,500 | 5,264 | 50.4 |
| URUGUAY | 4,301 | 11,627 | 170.33 | 25,338 | 61,614 | 143.17 |
| ECUADOR | 8,938 | 42,595 | 376.56 | 18,841 | 132,369 | 602.56 |
| PERU | 8,719 | 21,245 | 143.66 | 67,007 | 182,536 | 172.41 |
| BELIZE | 1,396 | 0 | -100 | 1,475 | 0 | -100 |
| DOMINICAN REPUBLIC | 991 | 0 | -100 | 7,348 | 0 | -100 |
| EL SALVADOR | 13,848 | 22,223 | 60.48 | 98,696 | 213,801 | 116.63 |
| COSTA RICA | 17,685 | 1,513 | -91.44 | 57,892 | 12,893 | -77.73 |
| UNITED KINGDOM | 2,017,562 | 2,446,586 | 21.26 | 11,591,469 | 12,591,675 | 8.63 |
| NETHERLANDS | 1,204,654 | 830,908 | -31.03 | 8,682,156 | 5,696,988 | -34.38 |
| FRANCE | 1,728,006 | 1,296,376 | -24.98 | 11,380,963 | 8,309,902 | -26.98 |
| GERMANY, FED. REP. OF | 998,934 | 2,530,937 | 153.36 | 8,998,879 | 13,870,615 | 54.14 |
| AUSTRIA | 47,836 | 93,960 | 96.42 | 404,885 | 726,896 | 79.53 |
| BELGIUM | 115,230 | 198,571 | 72.33 | 965,204 | 1,369,984 | 41.94 |
| SWITZERLAND | 222,460 | 68,753 | -69.09 | 580,222 | 343,024 | -40.88 |
| DENMARK | 80,471 | 78,604 | -2.32 | 204,725 | 248,599 | 21.43 |
| NORWAY | 44,011 | 42,442 | -3.57 | 149,785 | 215,192 | 43.67 |
| SWEDEN | 252,548 | 307,188 | 21.64 | 805,301 | 1,162,574 | 44.37 |
| FINLAND | 53,583 | 62,722 | 17.06 | 162,614 | 225,861 | 38.89 |
| IRELAND | 17,387 | 24,571 | 41.32 | 90,987 | 99,727 | 9.61 |
| ITALY | 588,358 | 551,173 | -6.32 | 4,357,372 | 4,030,473 | -7.5 |
| SPAIN | 75,430 | 93,883 | 24.46 | 558,009 | 720,222 | 29.07 |
| PORTUGAL | 0 | 878 | - | 0 | 9,420 | - |
| ICELAND | 2,905 | 2,632 | -9.4 | 22,154 | 21,927 | -1.02 |
| GREECE | 40,774 | 29,699 | -27.16 | 214,615 | 122,041 | -43.13 |
| HUNGARY | 404 | 38,524 | 9435.64 | 9,960 | 228,334 | 2192.51 |
| POLAND | 23,253 | 47,277 | 103.32 | 183,414 | 332,083 | 81.06 |
| ROMANIA | 95,598 | 19,008 | -80.12 | 994,672 | 46,112 | -95.36 |
| BULGARIA | 2,096 | 0 | -100 | 10,915 | 0 | -100 |
| YUGOSLAVIA | 279 | 2,152 | 671.33 | 4,762 | 25,782 | 441.41 |
| BELARUS | 0 | 1,261 | - | 0 | 11,941 | - |
| UKRAINE | 22,429 | 41,911 | 86.86 | 162,125 | 365,919 | 125.7 |
| UZBEKISTAN | 0 | 9,588 | - | 0 | 27,358 | - |
| LITHUANIA | 640 | 2,973 | 364.53 | 8,120 | 32,924 | 305.47 |
| LATVIA | 779 | 5,792 | 643.52 | 13,374 | 61,721 | 361.5 |
| GEORGIA | 8 | 0 | -100 | 189 | 0 | -100 |
| CROATIA | 27,347 | 51,158 | 87.07 | 57,821 | 110,075 | 90.37 |
| MALTA | 630 | 1,979 | 214.13 | 7,589 | 9,634 | 26.95 |
| SLOVAKIA | 2,713 | 11,811 | 335.35 | 24,473 | 94,762 | 287.21 |
| SLOVENIA | 21,048 | 8,021 | -61.89 | 51,054 | 19,368 | -62.06 |
| CZECH REPUBLIC | 7,782 | 360,499 | 4532.47 | 46,478 | 2,642,071 | 5584.56 |
| RUSSIA FEDERATION | 341,718 | 348,340 | 1.94 | 3,067,526 | 3,155,853 | 2.88 |
| -PENA DAN PENSIL | 6,787,535 | 7,718,120 | 13.71 | 43,970,657 | 50,779,467 | 15.48 |
| JAPAN | 181,337 | 324,943 | 79.19 | 1,927,673 | 3,727,776 | 93.38 |
| HONG KONG | 69,214 | 67,684 | -2.21 | 575,231 | 540,196 | -6.09 |
| KOREA, DEMOCRATIC PEOPLE'S RI | 0 | 3 | - | 0 | 14 | - |
| KOREA, REPUBLIC OF | 23,912 | 32,381 | 35.42 | 239,114 | 316,431 | 32.33 |
| TAIWAN | 52,658 | 25,496 | -51.58 | 284,251 | 218,302 | -23.2 |
| CHINA | 11,804 | 91,103 | 671.8 | 103,766 | 691,501 | 566.4 |
| PAPUA NEW GUINEA | 13,854 | 1,571 | -88.66 | 18,529 | 14,110 | -23.85 |
| THAILAND | 116,021 | 156,587 | 34.96 | 787,255 | 1,188,588 | 50.98 |
| SINGAPORE | 131,459 | 105,607 | -19.67 | 1,065,592 | 725,007 | -31.96 |
| PHILIPPINES | 72,553 | 87,471 | 20.56 | 429,707 | 555,841 | 29.35 |
| MALAYSIA | 173,502 | 282,766 | 62.98 | 1,506,593 | 2,566,394 | 70.34 |
| CAMBODIA | 2,021 | 175 | -91.34 | 6,472 | 94 | -98.55 |
| BRUNEI DARUSSALAM | 205 | 545 | 165.85 | 465 | 820 | 76.34 |
| VIET NAM | 7,421 | 3,770 | -49.2 | 82,122 | 38,818 | -52.73 |
| MALDIVES | 385 | 5,551 | 1341.82 | 798 | 26,679 | 3243.23 |
| INDIA | 7,245 | 6,154 | -15.06 | 80,503 | 82,714 | 2.75 |
| PAKISTAN | 13,688 | 14,009 | 2.35 | 96,370 | 93,489 | -2.99 |
| BANGLADESH | 26,320 | 36,959 | 40.42 | 229,135 | 332,699 | 45.2 |
| SRI LANKA | 3,112 | 868 | -72.11 | 21,664 | 2,204 | -89.83 |
| IRAN (ISLAMIC REPUBLIC OF) | 194,896 | 217,307 | 11.5 | 1,171,711 | 1,374,628 | 17.32 |
| SAUDI ARABIA | 263,552 | 338,716 | 28.52 | 1,704,237 | 2,674,775 | 56.95 |
| KUWAIT | 12,319 | 10,348 | -16 | 121,993 | 116,030 | -4.89 |
| JORDAN | 649 | 841 | 29.58 | 7,122 | 4,768 | -33.05 |
| LEBANON | 42,669 | 24,824 | -41.82 | 190,560 | 177,454 | -6.88 |
| SYRIA ARAB REPUBLIC | 2,120 | 8,886 | 319.15 | 8,702 | 41,035 | 371.56 |
| TURKEY | 66,889 | 118,841 | 77.67 | 436,172 | 632,300 | 44.97 |
| UNITED ARAB EMIRATES | 72,805 | 82,790 | 13.71 | 622,326 | 744,928 | 19.7 |
| QATAR | 5,408 | 15,201 | 181.08 | 69,494 | 161,819 | 132.85 |
| BAHRAIN | 4,953 | 4,862 | -1.84 | 53,734 | 56,681 | 5.48 |

TABEL 5. PERKEMBANGAN EKSPOR INDONESIA MENURUT KOMODITI DAN NEGARA TUJUAN

| JENIS BARANG | BERAT BERSIH (KG) | | PERUB | NILAI FOB (US \$) | | PERUB |
|---------------------------------------|-------------------|------------------|----------------|-------------------|-------------------|----------------|
| | JAN-SEP 2005 | JAN-SEP 2006 | % | JAN-SEP 2005 | JAN-SEP 2006 | % |
| (1) | (2) | (3) | (4) | (5) | (6) | (7) |
| CYPRUS | 0 | 204 | - | 0 | 1,442 | - |
| EGYPT | 65,524 | 163,889 | 150.12 | 419,570 | 919,192 | 119.08 |
| LIBYAN ARAB JAMAHIRIYA | 282 | 0 | -100 | 6,507 | 0 | -100 |
| MOROCCO | 5,375 | 5,713 | 6.29 | 41,624 | 55,515 | 33.37 |
| ETHIOPIA | 0 | 256 | - | 0 | 400 | - |
| MADAGASCAR | 0 | 117 | - | 0 | 45 | - |
| REUNION | 8 | 0 | -100 | 11 | 0 | -100 |
| COTE D'IVOIRE | 76,999 | 101,950 | 32.4 | 49,722 | 65,700 | 32.13 |
| SEYCHELLES | 645 | 82 | -87.29 | 187 | 98 | -47.59 |
| SOUTH AFRICA | 9,078 | 10,945 | 20.57 | 78,973 | 160,062 | 102.68 |
| AUSTRALIA | 288,516 | 442,200 | 53.27 | 2,084,480 | 2,954,813 | 41.75 |
| NEW ZEALAND | 27,605 | 16,841 | -38.99 | 251,546 | 144,029 | -42.74 |
| FIJI | 15 | 198 | 1220 | 103 | 1,302 | 1164.08 |
| SOLOMON ISLANDS | 13,047 | 0 | -100 | 15,465 | 0 | -100 |
| TONGA | 319 | 0 | -100 | 561 | 0 | -100 |
| EAST TIMOR | 4,437 | 0 | -100 | 1,564 | 0 | -100 |
| UNITED STATES | 3,005,745 | 3,060,603 | 1.83 | 17,348,826 | 16,577,640 | -4.45 |
| CANADA | 40,155 | 32,139 | -19.96 | 453,733 | 437,198 | -3.64 |
| MEXICO | 224,003 | 277,389 | 23.83 | 1,369,293 | 1,689,004 | 23.35 |
| GUATEMALA | 9,449 | 0 | -100 | 56,195 | 0 | -100 |
| PANAMA | 6,939 | 0 | -100 | 5,670 | 0 | -100 |
| CUBA | 0 | 730 | - | 0 | 576 | - |
| CHILE | 485 | 495 | 2.06 | 7,569 | 7,662 | 1.23 |
| VENEZUELA | 38,777 | 48,354 | 24.7 | 259,337 | 257,444 | -0.73 |
| ARGENTINA | 2,892 | 2,279 | -21.2 | 36,115 | 27,581 | -23.63 |
| BRAZIL | 33,865 | 80 | -99.76 | 196,041 | 10 | -99.99 |
| COLOMBIA | 180,016 | 177,326 | -1.49 | 1,093,890 | 934,578 | -14.56 |
| BOLIVIA | 26 | 0 | -100 | 82 | 0 | -100 |
| ECUADOR | 5,705 | 5,500 | -3.59 | 40,963 | 31,036 | -24.23 |
| UNITED KINGDOM | 172,510 | 180,006 | 4.35 | 1,527,176 | 1,749,270 | 14.54 |
| NETHERLANDS | 448,698 | 537,108 | 19.7 | 2,329,978 | 2,806,748 | 20.46 |
| FRANCE | 8,615 | 108,693 | 1161.67 | 32,904 | 562,557 | 1609.69 |
| GERMANY, FED. REP. OF | 251,207 | 223,597 | -10.99 | 1,661,396 | 1,720,676 | 3.57 |
| BELGIUM | 7,654 | 1,323 | -82.71 | 59,738 | 9,864 | -83.49 |
| DENMARK | 11,902 | 16,531 | 38.89 | 101,545 | 141,633 | 39.48 |
| NORWAY | 33,770 | 20,812 | -38.37 | 344,549 | 221,625 | -35.68 |
| SWEDEN | 67,338 | 69,675 | 3.47 | 709,144 | 723,571 | 2.03 |
| FINLAND | 0 | 2,516 | - | 0 | 29,924 | - |
| IRELAND | 30,571 | 24,806 | -18.86 | 296,546 | 257,891 | -13.04 |
| ITALY | 39,173 | 52,828 | 34.86 | 366,142 | 545,687 | 49.04 |
| SPAIN | 54,333 | 32,451 | -40.27 | 414,426 | 306,913 | -25.94 |
| ICELAND | 0 | 1,070 | - | 0 | 8,366 | - |
| HUNGARY | 1,425 | 0 | -100 | 31,328 | 0 | -100 |
| TAJKISTAN | 11 | 0 | -100 | 217 | 0 | -100 |
| LATVIA | 253 | 211 | -16.6 | 5,083 | 5,635 | 10.86 |
| CZECH REPUBLIC | 47,197 | 32,944 | -30.2 | 431,167 | 317,685 | -26.32 |
| -BATU SEMI PERMATA | 959 | 41,847 | 4263.61 | 8,354 | 466,508 | 5484.25 |
| JAPAN | 186 | 14 | -92.47 | 3,779 | 99,308 | 2527.89 |
| HONG KONG | 9 | 731 | 8022.22 | 96 | 132,776 | 138208.33 |
| CHINA | 0 | 16,598 | - | 0 | 118,402 | - |
| THAILAND | 0 | 3 | - | 0 | 3,335 | - |
| UNITED STATES | 709 | 24,300 | 3327.36 | 4,391 | 107,237 | 2342.2 |
| CANADA | 2 | 0 | -100 | 41 | 0 | -100 |
| BRAZIL | 53 | 0 | -100 | 47 | 0 | -100 |
| UNITED KINGDOM | 0 | 2 | - | 0 | 65 | - |
| GERMANY, FED. REP. OF | 0 | 199 | - | 0 | 5,385 | - |
| -KOPER, TAS, DOMPET PLASTIK/TE | 7,758,497 | 6,560,700 | -15.44 | 34,669,000 | 34,074,228 | -1.72 |
| JAPAN | 833,681 | 561,579 | -32.64 | 5,431,546 | 3,807,423 | -29.9 |
| HONG KONG | 42,490 | 42,324 | -0.39 | 785,316 | 738,668 | -5.94 |
| KOREA, REPUBLIC OF | 14,643 | 9,365 | -36.04 | 40,978 | 29,161 | -28.84 |
| TAIWAN | 33,373 | 40,884 | 22.51 | 100,797 | 78,102 | -22.52 |
| CHINA | 124,891 | 74,948 | -39.99 | 209,568 | 156,665 | -25.24 |
| PAPUA NEW GUINEA | 3,429 | 8,773 | 155.85 | 8,595 | 20,459 | 138.03 |
| THAILAND | 153,088 | 100,729 | -34.2 | 205,738 | 157,922 | -23.24 |
| SINGAPORE | 263,878 | 188,552 | -28.55 | 796,385 | 767,457 | -3.63 |
| PHILIPPINES | 11,119 | 17,303 | 55.62 | 26,615 | 107,710 | 304.7 |
| MALAYSIA | 265,073 | 159,082 | -39.99 | 437,407 | 423,762 | -3.12 |
| BRUNEI DARUSSALAM | 456 | 3,019 | 562.06 | 3,376 | 12,567 | 272.25 |
| NEPAL | 24 | 0 | -100 | 90 | 0 | -100 |
| VIET NAM | 116 | 92 | -20.69 | 1,994 | 80 | -95.99 |
| MALDIVES | 4,715 | 7,349 | 55.86 | 13,442 | 14,558 | 8.3 |

TABEL 5. PERKEMBANGAN EKSPOR INDONESIA MENURUT KOMODITI DAN NEGARA TUJUAN

| JENIS BARANG | BERAT BERSIH (KG) | | PERUB | NILAI FOB (US \$) | | PERUB |
|------------------------------|-------------------|--------------|----------|-------------------|--------------|----------|
| | JAN-SEP 2005 | JAN-SEP 2006 | % | JAN-SEP 2005 | JAN-SEP 2006 | % |
| | (1) | (2) | (3) | (4) | (5) | (6) |
| INDIA | 228,496 | 188,369 | -17.56 | 853,066 | 573,020 | -32.83 |
| PAKISTAN | 1,501 | 3,873 | 158.03 | 2,208 | 18,760 | 749.64 |
| BANGLADESH | 86,442 | 48,865 | -43.47 | 225,977 | 123,900 | -45.17 |
| SRI LANKA | 2,594 | 0 | -100 | 4,184 | 0 | -100 |
| IRAN (ISLAMIC REPUBLIC OF) | 5,124 | 6,084 | 18.74 | 7,015 | 6,812 | -2.89 |
| SAUDI ARABIA | 28,827 | 49,995 | 73.43 | 197,403 | 197,922 | 0.26 |
| KUWAIT | 2,489 | 0 | -100 | 12,257 | 0 | -100 |
| JORDAN | 1 | 6 | 500 | 17 | 17 | 0 |
| LEBANON | 4 | 11,796 | 294800 | 213 | 42,738 | 19964.79 |
| SYRIA ARAB REPUBLIC | 0 | 5,956 | - | 0 | 14,838 | - |
| TURKEY | 904 | 7,056 | 680.53 | 2,909 | 21,434 | 636.82 |
| UNITED ARAB EMIRATES | 495,862 | 366,655 | -26.06 | 2,262,851 | 1,506,717 | -33.42 |
| QATAR | 55 | 6,772 | 12212.73 | 5,190 | 13,919 | 168.19 |
| BAHRAIN | 2,961 | 0 | -100 | 7,773 | 0 | -100 |
| CYPRUS | 18 | 66 | 266.67 | 107 | 195 | 82.24 |
| EGYPT | 12,265 | 11,808 | -3.73 | 59,126 | 70,565 | 19.35 |
| TUNISIA | 842 | 0 | -100 | 5,000 | 0 | -100 |
| ALGERIA | 6 | 50 | 733.33 | 33 | 346 | 948.48 |
| MADAGASCAR | 0 | 990 | - | 0 | 997 | - |
| KENYA | 1,352 | 1,056 | -21.89 | 3,517 | 5,082 | 44.5 |
| REUNION | 410 | 744 | 81.46 | 2,026 | 2,914 | 43.83 |
| MOZAMBIQUE | 2 | 264 | 13100 | 10 | 1,218 | 12080 |
| GHANA | 0 | 736 | - | 0 | 1,653 | - |
| ANGOLA | 0 | 1,880 | - | 0 | 7,476 | - |
| NIGERIA | 3,954 | 71 | -98.2 | 19,786 | 888 | -95.51 |
| GABON | 0 | 1,474 | - | 0 | 1,680 | - |
| SEYCHELLES | 497 | 13 | -97.38 | 1,394 | 971 | -30.34 |
| SOUTH AFRICA | 21,783 | 55,125 | 153.06 | 41,536 | 108,153 | 160.38 |
| ZIMBABWE | 445 | 0 | -100 | 363 | 0 | -100 |
| ZAMBIA | 0 | 78 | - | 0 | 484 | - |
| COMOROS | 1,084 | 0 | -100 | 2,600 | 0 | -100 |
| MAURITIUS | 221 | 1,701 | 669.68 | 576 | 4,237 | 635.59 |
| VIRGIN ISLANDS (BRITISH) | 482 | 518 | 7.47 | 2,951 | 2,417 | -18.1 |
| AUSTRALIA | 168,491 | 66,059 | -60.79 | 307,915 | 360,345 | 17.03 |
| NEW ZEALAND | 9,757 | 7,498 | -23.15 | 29,304 | 35,420 | 20.87 |
| MICRONESIA, FEDERATED STATES | 0 | 97 | - | 0 | 386 | - |
| GUAM | 451 | 925 | 105.1 | 2,108 | 13,814 | 555.31 |
| NEW CALEDONIA | 3,029 | 5,431 | 79.3 | 47,259 | 9,927 | -78.99 |
| NORTHERN MARIANA ISLANDS | 45 | 528 | 1073.33 | 1,948 | 2,138 | 9.75 |
| VANUATU | 249 | 4,931 | 1880.32 | 262 | 6,253 | 2286.64 |
| WALLIS AND FUTUNA ISLANDS | 25 | 0 | -100 | 27 | 0 | -100 |
| AMERICAN SAMOA | 18 | 0 | -100 | 105 | 0 | -100 |
| COOK ISLANDS | 1,025 | 593 | -42.15 | 3,603 | 4,793 | 33.03 |
| FIJI | 2,779 | 1,307 | -52.97 | 13,277 | 3,098 | -76.67 |
| KIRIBATI | 0 | 552 | - | 0 | 760 | - |
| SOLOMON ISLANDS | 0 | 864 | - | 0 | 864 | - |
| EAST TIMOR | 177 | 0 | -100 | 290 | 0 | -100 |
| UNITED STATES | 1,856,313 | 1,915,816 | 3.21 | 9,091,395 | 9,282,083 | 2.1 |
| CANADA | 63,561 | 37,389 | -41.18 | 224,157 | 184,195 | -17.83 |
| MEXICO | 139,384 | 65,901 | -52.72 | 577,217 | 316,548 | -45.16 |
| GUATEMALA | 1,249 | 0 | -100 | 1,417 | 0 | -100 |
| PANAMA | 40,863 | 20,488 | -49.86 | 69,180 | 46,856 | -32.27 |
| CHILE | 19,643 | 6,654 | -66.13 | 37,973 | 15,336 | -59.61 |
| VENEZUELA | 728 | 49 | -93.27 | 1,439 | 701 | -51.29 |
| ARGENTINA | 17,860 | 19,738 | 10.52 | 29,343 | 52,146 | 77.71 |
| BRAZIL | 54,486 | 32,983 | -39.47 | 105,520 | 71,020 | -32.7 |
| COLOMBIA | 0 | 623 | - | 0 | 2,424 | - |
| URUGUAY | 5,382 | 6,831 | 26.92 | 12,190 | 17,514 | 43.68 |
| ECUADOR | 4,151 | 6,252 | 50.61 | 7,339 | 12,992 | 77.03 |
| PERU | 3,900 | 10 | -99.74 | 2,279 | 273 | -88.02 |
| TRINIDAD AND TOBAGO | 0 | 14 | - | 0 | 396 | - |
| BAHAMAS | 237 | 1,990 | 739.66 | 1,672 | 6,046 | 261.6 |
| JAMAICA | 620 | 0 | -100 | 15,950 | 0 | -100 |
| PUERTO RICO | 368 | 1,032 | 180.43 | 3,055 | 12,955 | 324.06 |
| DOMINICAN REPUBLIC | 0 | 31 | - | 0 | 347 | - |
| EL SALVADOR | 0 | 1 | - | 0 | 15 | - |
| COSTA RICA | 4,940 | 2,147 | -56.54 | 19,393 | 6,650 | -65.71 |
| BARBADOS | 0 | 42 | - | 0 | 662 | - |
| ANTIGUA AND BARBUDA | 0 | 136 | - | 0 | 1,339 | - |
| BERMUDA | 930 | 107 | -88.49 | 5,931 | 1,402 | -76.36 |
| FRENCH POLYNESIA | 1,817 | 3,190 | 75.56 | 7,046 | 12,551 | 78.13 |
| GRENADA | 295 | 0 | -100 | 767 | 0 | -100 |
| MARTINIQUE | 1,375 | 986 | -28.29 | 4,104 | 3,728 | -9.16 |

TABEL 5. PERKEMBANGAN EKSPOR INDONESIA MENURUT KOMODITI DAN NEGARA TUJUAN

| JENIS BARANG | BERAT BERSIH (KG) | | PERUB | NILAI FOB (US \$) | | PERUB |
|---------------------------------|-------------------|----------------|--------------|-------------------|-------------------|-------------|
| | JAN-SEP 2005 | JAN-SEP 2006 | % | JAN-SEP 2005 | JAN-SEP 2006 | % |
| (1) | (2) | (3) | (4) | (5) | (6) | (7) |
| NETHERLANDS ANTILLES | 259 | 766 | 195.75 | 2,379 | 5,911 | 148.47 |
| SAINT LUCIA | 0 | 2 | - | 0 | 38 | - |
| GUADELOUPE | 195 | 766 | 292.82 | 543 | 3,453 | 535.91 |
| UNITED KINGDOM | 326,001 | 303,882 | -6.78 | 844,285 | 1,162,812 | 37.73 |
| NETHERLANDS | 378,929 | 263,426 | -30.48 | 4,395,771 | 3,945,157 | -10.25 |
| FRANCE | 116,025 | 75,239 | -35.15 | 356,500 | 879,071 | 146.58 |
| GERMANY, FED. REP. OF | 326,598 | 239,800 | -26.58 | 1,605,602 | 1,245,745 | -22.41 |
| AUSTRIA | 15,039 | 10,383 | -30.96 | 43,214 | 49,094 | 13.61 |
| BELGIUM | 657,066 | 736,882 | 12.15 | 1,443,559 | 2,897,022 | 100.69 |
| SWITZERLAND | 2,251 | 7,845 | 248.51 | 26,077 | 39,365 | 50.96 |
| DENMARK | 8,598 | 3,659 | -57.44 | 17,061 | 4,818 | -71.76 |
| NORWAY | 10,200 | 6,497 | -36.3 | 165,546 | 119,516 | -27.8 |
| SWEDEN | 108,785 | 4,152 | -96.18 | 66,221 | 48,739 | -26.4 |
| FINLAND | 7 | 1,482 | 21071.43 | 21 | 9,058 | 43033.33 |
| IRELAND | 17,453 | 14,722 | -15.65 | 33,383 | 26,246 | -21.38 |
| ITALY | 422,656 | 402,011 | -4.88 | 2,143,757 | 2,757,848 | 28.65 |
| SPAIN | 301,187 | 264,183 | -12.29 | 1,055,857 | 1,242,115 | 17.64 |
| PORTUGAL | 1,332 | 3,256 | 144.44 | 5,866 | 7,028 | 19.81 |
| GREECE | 7,360 | 16,495 | 124.12 | 21,708 | 63,536 | 192.68 |
| HUNGARY | 758 | 717 | -5.41 | 1,990 | 2,595 | 30.4 |
| POLAND | 0 | 146 | - | 0 | 1,001 | - |
| BULGARIA | 124 | 3,987 | 3115.32 | 2,153 | 9,018 | 318.86 |
| YUGOSLAVIA | 0 | 2 | - | 0 | 31 | - |
| KAZAKHSTAN | 0 | 10 | - | 0 | 142 | - |
| UKRAINE | 0 | 74 | - | 0 | 105 | - |
| ESTONIA | 0 | 875 | - | 0 | 1,207 | - |
| GEORGIA | 23 | 0 | -100 | 288 | 0 | -100 |
| CROATIA | 124 | 472 | 280.65 | 468 | 1,120 | 139.32 |
| MALTA | 1,309 | 11 | -99.16 | 1,670 | 88 | -94.73 |
| SLOVAKIA | 33 | 115 | 248.48 | 450 | 469 | 4.22 |
| SLOVENIA | 195 | 230 | 17.95 | 3,481 | 440 | -87.36 |
| CZECH REPUBLIC | 2,207 | 100 | -95.47 | 21,291 | 1,326 | -93.77 |
| RUSSIA FEDERATION | 38 | 1,318 | 3368.42 | 4,459 | 20,250 | 354.14 |
| -BARANG DARI LOGAM MULIA | 194,357 | 305,313 | 57.09 | 60,465,738 | 63,449,064 | 4.93 |
| JAPAN | 6,797 | 5,837 | -14.12 | 403,644 | 252,449 | -37.46 |
| HONG KONG | 634 | 5,083 | 701.74 | 339,960 | 356,654 | 4.91 |
| KOREA, REPUBLIC OF | 1 | 1,151 | 115000 | 15 | 11,813 | 78653.33 |
| TAIWAN | 158 | 0 | -100 | 470 | 0 | -100 |
| CHINA | 79 | 66 | -16.46 | 1,971 | 230 | -88.33 |
| PAPUA NEW GUINEA | 0 | 47 | - | 0 | 58 | - |
| THAILAND | 2,708 | 11,294 | 317.06 | 485,967 | 1,262,770 | 159.85 |
| SINGAPORE | 85,047 | 113,094 | 32.98 | 11,149,924 | 11,793,793 | 5.77 |
| PHILIPPINES | 174 | 130 | -25.29 | 1,911 | 1,670 | -12.61 |
| MALAYSIA | 91 | 481 | 428.57 | 19,738 | 19,074 | -3.36 |
| BRUNEI DARUSSALAM | 0 | 21 | - | 0 | 88 | - |
| MALDIVES | 0 | 9 | - | 0 | 163 | - |
| INDIA | 1 | 0 | -100 | 1,360 | 0 | -100 |
| OMAN | 0 | 2 | - | 0 | 6 | - |
| TURKEY | 482 | 2,044 | 324.07 | 108,243 | 696,297 | 543.27 |
| UNITED ARAB EMIRATES | 1,066 | 860 | -19.32 | 9,188,210 | 8,181,640 | -10.96 |
| CYPRUS | 128 | 573 | 347.66 | 31,517 | 34,333 | 8.93 |
| NAMIBIA | 397 | 0 | -100 | 951 | 0 | -100 |
| TANZANIA, UNITED REPUBLIC OF | 0 | 456 | - | 0 | 1,743 | - |
| REUNION | 100 | 227 | 127 | 394 | 3,276 | 731.47 |
| SIERRA LEONE | 11 | 0 | -100 | 535 | 0 | -100 |
| U.S. VIRGIN ISLANDS | 0 | 32 | - | 0 | 18,116 | - |
| SOUTH AFRICA | 345 | 26 | -92.46 | 629 | 18,064 | 2771.86 |
| MAURITIUS | 3 | 0 | -100 | 260 | 0 | -100 |
| VIRGIN ISLANDS (BRITISH) | 0 | 113 | - | 0 | 906 | - |
| AUSTRALIA | 12,622 | 5,713 | -54.74 | 401,197 | 299,923 | -25.24 |
| NEW ZEALAND | 1,364 | 1,297 | -4.91 | 22,155 | 68,160 | 207.65 |
| PALAU | 0 | 26 | - | 0 | 185 | - |
| NEW CALEDONIA | 236 | 0 | -100 | 1,076 | 0 | -100 |
| NORTHERN MARIANA ISLANDS | 10 | 5 | -50 | 87 | 217 | 149.43 |
| FIJI | 0 | 31 | - | 0 | 12 | - |
| UNITED STATES | 47,654 | 97,274 | 104.13 | 34,151,335 | 35,797,482 | 4.82 |
| CANADA | 695 | 4,527 | 551.37 | 56,914 | 87,668 | 54.04 |
| MEXICO | 0 | 77 | - | 0 | 350 | - |
| BRAZIL | 32 | 0 | -100 | 5,277 | 0 | -100 |
| COLOMBIA | 0 | 172 | - | 0 | 267 | - |
| URUGUAY | 401 | 0 | -100 | 1,735 | 0 | -100 |
| BAHAMAS | 0 | 27 | - | 0 | 548 | - |

TABEL 5. PERKEMBANGAN EKSPOR INDONESIA MENURUT KOMODITI DAN NEGARA TUJUAN

| JENIS BARANG | BERAT BERSIH (KG) | | PERUB | NILAI FOB (US \$) | | PERUB |
|--------------------------------|-------------------|-------------------|---------------|----------------------|----------------------|---------------|
| | JAN-SEP 2005 | JAN-SEP 2006 | % | JAN-SEP 2005 | JAN-SEP 2006 | % |
| (1) | (2) | (3) | (4) | (5) | (6) | (7) |
| PUERTO RICO | 0 | 7 | - | 0 | 3,285 | - |
| DOMINICAN REPUBLIC | 0 | 502 | - | 0 | 1,419 | - |
| ANTIGUA AND BARBUDA | 6 | 21 | 250 | 214 | 210 | -1.87 |
| BERMUDA | 88 | 95 | 7.95 | 687 | 670 | -2.47 |
| FRENCH POLYNESIA | 44 | 24 | -45.45 | 89 | 516 | 479.78 |
| MARTINIQUE | 7 | 0 | -100 | 90 | 0 | -100 |
| NETHERLANDS ANTILLES | 46 | 41 | -10.87 | 1,195 | 1,784 | 49.29 |
| GUADELOUPE | 8 | 0 | -100 | 2,213 | 0 | -100 |
| UNITED KINGDOM | 4,904 | 10,896 | 122.19 | 787,678 | 763,037 | -3.13 |
| NETHERLANDS | 13,743 | 21,763 | 58.36 | 436,375 | 599,006 | 37.27 |
| FRANCE | 1,514 | 2,587 | 70.87 | 61,642 | 35,855 | -41.83 |
| GERMANY, FED. REP. OF | 2,611 | 3,936 | 50.75 | 1,258,518 | 1,362,975 | 8.3 |
| AUSTRIA | 116 | 26 | -77.59 | 20,013 | 8,781 | -56.12 |
| BELGIUM | 448 | 346 | -22.77 | 19,373 | 1,370 | -92.93 |
| SWITZERLAND | 696 | 574 | -17.53 | 340,364 | 305,152 | -10.35 |
| DENMARK | 210 | 152 | -27.62 | 341,090 | 348,990 | 2.32 |
| NORWAY | 433 | 630 | 45.5 | 125,501 | 137,306 | 9.41 |
| SWEDEN | 461 | 195 | -57.7 | 10,361 | 11,386 | 9.89 |
| FINLAND | 0 | 124 | - | 0 | 873 | - |
| IRELAND | 40 | 1 | -97.5 | 11,550 | 483 | -95.82 |
| ITALY | 5,491 | 3,629 | -33.91 | 545,685 | 708,600 | 29.86 |
| SPAIN | 1,557 | 2,658 | 70.71 | 57,582 | 126,117 | 119.02 |
| PORTUGAL | 74 | 151 | 104.05 | 650 | 1,512 | 132.62 |
| ICELAND | 8 | 11 | 37.5 | 11,644 | 14,903 | 27.99 |
| GREECE | 97 | 363 | 274.23 | 2,390 | 10,013 | 318.95 |
| HUNGARY | 30 | 0 | -100 | 1,923 | 0 | -100 |
| POLAND | 1 | 28 | 2700 | 11,208 | 11,496 | 2.57 |
| YUGOSLAVIA | 0 | 2 | - | 0 | 22 | - |
| ESTONIA | 4 | 0 | -100 | 4,153 | 0 | -100 |
| MALTA | 409 | 5,788 | 1315.16 | 10,479 | 60,896 | 481.12 |
| SLOVAKIA | 43 | 25 | -41.86 | 1,269 | 298 | -76.52 |
| SLOVENIA | 3 | 3 | 0 | 1,340 | 1,522 | 13.58 |
| CZECH REPUBLIC | 10 | 0 | -100 | 14,288 | 0 | -100 |
| RUSSIA FEDERATION | 19 | 40 | 110.53 | 10,699 | 22,632 | 111.53 |
| -PETI KEMAS | 47,348,554 | 20,535,902 | -56.63 | 50,151,065 | 20,954,403 | -58.22 |
| JAPAN | 52,027 | 0 | -100 | 763,850 | 0 | -100 |
| HONG KONG | 0 | 28,981 | - | 0 | 167,640 | - |
| TAIWAN | 3,402,000 | 0 | -100 | 3,721,500 | 0 | -100 |
| PAPUA NEW GUINEA | 0 | 4,670 | - | 0 | 2,172 | - |
| THAILAND | 32,422 | 5,556 | -82.86 | 15,000 | 15,781 | 5.21 |
| SINGAPORE | 520,161 | 506,874 | -2.55 | 1,173,053 | 334,692 | -71.47 |
| MALAYSIA | 168,378 | 73,839 | -56.15 | 334,850 | 319,600 | -4.55 |
| MYANMAR (FORM. BURMA) | 62,077 | 0 | -100 | 23,892 | 0 | -100 |
| VIET NAM | 0 | 26,227 | - | 0 | 109,337 | - |
| INDIA | 0 | 127,999 | - | 0 | 52,489 | - |
| UNITED ARAB EMIRATES | 1,729 | 57,775 | 3241.53 | 2,500 | 148,620 | 5844.8 |
| SOUTH AFRICA | 0 | 29,689 | - | 0 | 26,800 | - |
| AUSTRALIA | 8,000 | 17,194 | 114.93 | 91,003 | 51,589 | -43.31 |
| EAST TIMOR | 10,050 | 1,636 | -83.72 | 38,474 | 45 | -99.88 |
| UNITED STATES | 5,326,000 | 5,648,271 | 6.05 | 4,980,000 | 5,648,900 | 13.43 |
| PANAMA | 378,000 | 0 | -100 | 356,000 | 0 | -100 |
| BARBADOS | 1,390,000 | 4,609,000 | 231.58 | 1,197,500 | 3,502,000 | 192.44 |
| BERMUDA | 834,000 | 756,000 | -9.35 | 669,000 | 706,600 | 5.62 |
| UNITED KINGDOM | 1,395,360 | 202,191 | -85.51 | 1,246,000 | 423,888 | -65.98 |
| GERMANY, FED. REP. OF | 6,482,252 | 6,550,000 | 1.05 | 9,658,752 | 7,869,250 | -18.53 |
| DENMARK | 15,760,000 | 0 | -100 | 15,719,500 | 0 | -100 |
| MALTA | 11,509,000 | 1,890,000 | -83.58 | 10,131,500 | 1,575,000 | -84.45 |
| RUSSIA FEDERATION | 17,098 | 0 | -100 | 28,691 | 0 | -100 |
| -KOMPUTER DAN BAGIANNYA | 80,438,820 | 75,756,369 | -5.82 | 1,319,497,764 | 1,270,316,560 | -3.73 |
| JAPAN | 11,076,604 | 5,867,747 | -47.03 | 283,546,392 | 156,311,576 | -44.87 |
| HONG KONG | 2,675,449 | 5,451,867 | 103.77 | 49,746,691 | 105,462,154 | 112 |
| KOREA, REPUBLIC OF | 608,227 | 1,698,498 | 179.25 | 8,810,999 | 33,672,694 | 282.17 |
| TAIWAN | 1,226,158 | 1,922,158 | 56.76 | 17,970,857 | 37,316,999 | 107.65 |
| CHINA | 3,719,305 | 4,336,340 | 16.59 | 62,500,115 | 98,218,069 | 57.15 |
| PAPUA NEW GUINEA | 136 | 1,008 | 641.18 | 387 | 30,414 | 7758.91 |
| THAILAND | 839,286 | 2,239,307 | 166.81 | 11,886,462 | 34,452,688 | 189.85 |
| SINGAPORE | 7,811,355 | 8,670,289 | 11 | 190,978,342 | 186,562,355 | -2.31 |
| PHILIPPINES | 866,839 | 835,073 | -3.66 | 10,847,419 | 9,021,683 | -16.83 |
| MALAYSIA | 670,547 | 1,455,022 | 116.99 | 9,121,484 | 25,795,976 | 182.8 |
| CAMBODIA | 0 | 717 | - | 0 | 2,305 | - |
| BRUNEI DARUSSALAM | 1,249 | 50 | -96 | 366,168 | 70 | -99.98 |

TABEL 5. PERKEMBANGAN EKSPOR INDONESIA MENURUT KOMODITI DAN NEGARA TUJUAN

| JENIS BARANG | BERAT BERSIH (KG) | | PERUB | NILAI FOB (US \$) | | PERUB |
|------------------------------|-------------------|--------------|---------|-------------------|--------------|----------|
| | JAN-SEP 2005 | JAN-SEP 2006 | % | JAN-SEP 2005 | JAN-SEP 2006 | % |
| | (1) | (2) | (3) | (4) | (5) | (6) |
| VIET NAM | 110,650 | 116,045 | 4.88 | 1,050,618 | 1,157,697 | 10.19 |
| MALDIVES | 1,939 | 0 | -100 | 8,956 | 0 | -100 |
| INDIA | 1,667,665 | 1,845,620 | 10.67 | 22,566,740 | 24,787,262 | 9.84 |
| PAKISTAN | 45,654 | 29,892 | -34.52 | 776,942 | 518,074 | -33.32 |
| BANGLADESH | 978 | 14,271 | 1359.2 | 15,866 | 213,334 | 1244.6 |
| SRI LANKA | 15,214 | 3,770 | -75.22 | 134,921 | 45,294 | -66.43 |
| IRAN (ISLAMIC REPUBLIC OF) | 0 | 30,701 | - | 0 | 641,678 | - |
| SAUDI ARABIA | 13,592 | 11,356 | -16.45 | 66,570 | 201,472 | 202.65 |
| KUWAIT | 0 | 4 | - | 0 | 6,831 | - |
| JORDAN | 24,426 | 10,089 | -58.7 | 870,286 | 129,760 | -85.09 |
| LEBANON | 0 | 10,166 | - | 0 | 160,516 | - |
| YEMEN | 600 | 0 | -100 | 2,500 | 0 | -100 |
| SYRIA ARAB REPUBLIC | 0 | 30,136 | - | 0 | 437,841 | - |
| TURKEY | 181,404 | 312,067 | 72.03 | 1,275,188 | 5,432,082 | 325.98 |
| UNITED ARAB EMIRATES | 1,148,590 | 883,696 | -23.06 | 12,252,996 | 11,395,119 | -7 |
| QATAR | 0 | 300 | - | 0 | 1,970 | - |
| EGYPT | 65,674 | 85,360 | 29.98 | 441,146 | 1,401,675 | 217.73 |
| LIBYAN ARAB JAMAHIRIYA | 1,473 | 10,656 | 623.42 | 28,211 | 167,240 | 492.82 |
| MOROCCO | 24,556 | 0 | -100 | 148,298 | 0 | -100 |
| TUNISIA | 2,293 | 1,435 | -37.42 | 42,102 | 28,617 | -32.03 |
| ALGERIA | 111,515 | 32,390 | -70.95 | 738,645 | 332,746 | -54.95 |
| ETHIOPIA | 0 | 766 | - | 0 | 7,850 | - |
| TANZANIA, UNITED REPUBLIC OF | 0 | 395 | - | 0 | 380 | - |
| KENYA | 0 | 679 | - | 0 | 290 | - |
| BOTSWANA | 0 | 117 | - | 0 | 23 | - |
| GHANA | 1,579 | 1,042 | -34.01 | 1,605 | 1,187 | -26.04 |
| ANGOLA | 603 | 0 | -100 | 800 | 0 | -100 |
| CONGO | 573 | 0 | -100 | 220 | 0 | -100 |
| CAMEROON | 2,810 | 0 | -100 | 22,100 | 0 | -100 |
| NIGERIA | 65,450 | 24,900 | -61.96 | 178,009 | 122,715 | -31.06 |
| BENIN | 0 | 46,800 | - | 0 | 24,800 | - |
| UGANDA | 0 | 927 | - | 0 | 619 | - |
| SOUTH AFRICA | 47,358 | 53,680 | 13.35 | 943,295 | 1,392,167 | 47.59 |
| ZIMBABWE | 0 | 130 | - | 0 | 130 | - |
| ZAMBIA | 0 | 59 | - | 0 | 12 | - |
| MALAWI | 0 | 60 | - | 0 | 60 | - |
| AUSTRALIA | 829,048 | 1,106,708 | 33.49 | 14,797,023 | 16,069,723 | 8.6 |
| NEW ZEALAND | 352 | 9,882 | 2707.39 | 4,500 | 101,277 | 2150.6 |
| PALAU | 0 | 1 | - | 0 | 2 | - |
| AMERICAN SAMOA | 0 | 124 | - | 0 | 1,345 | - |
| SOLOMON ISLANDS | 0 | 150 | - | 0 | 450 | - |
| EAST TIMOR | 11,047 | 8,318 | -24.7 | 170,719 | 4,289 | -97.49 |
| UNITED STATES | 17,889,801 | 9,954,924 | -44.35 | 270,731,399 | 153,303,594 | -43.37 |
| CANADA | 20,776 | 117,270 | 464.45 | 364,914 | 1,660,609 | 355.07 |
| MEXICO | 2,172,387 | 1,948,737 | -10.3 | 34,404,926 | 28,377,749 | -17.52 |
| GUATEMALA | 0 | 17,043 | - | 0 | 419,145 | - |
| PANAMA | 0 | 99 | - | 0 | 722 | - |
| CHILE | 510,519 | 783,267 | 53.43 | 6,406,044 | 9,266,028 | 44.65 |
| VENEZUELA | 282,027 | 351,194 | 24.52 | 3,643,204 | 4,153,223 | 14 |
| ARGENTINA | 770,431 | 866,533 | 12.47 | 10,152,577 | 10,717,927 | 5.57 |
| BRAZIL | 2,558,527 | 1,898,120 | -25.81 | 23,120,399 | 17,679,417 | -23.53 |
| COLOMBIA | 169,319 | 343,386 | 102.8 | 2,079,033 | 3,715,661 | 78.72 |
| URUGUAY | 10,484 | 370 | -96.47 | 3,650 | 80 | -97.81 |
| ECUADOR | 186 | 188 | 1.08 | 2,272 | 6,068 | 167.08 |
| PERU | 159,550 | 249,110 | 56.13 | 1,973,812 | 2,849,090 | 44.34 |
| COSTA RICA | 112,820 | 173,551 | 53.83 | 1,478,865 | 2,098,447 | 41.9 |
| NETHERLANDS ANTILLES | 3,073 | 52 | -98.31 | 14,878 | 22,500 | 51.23 |
| UNITED KINGDOM | 95,057 | 197,987 | 108.28 | 3,222,858 | 4,870,029 | 51.11 |
| NETHERLANDS | 11,369,513 | 12,145,276 | 6.82 | 162,636,196 | 176,070,810 | 8.26 |
| FRANCE | 916 | 828 | -9.61 | 17,228 | 20,478 | 18.86 |
| GERMANY, FED. REP. OF | 2,837,703 | 2,363,102 | -16.72 | 39,923,887 | 30,658,136 | -23.21 |
| AUSTRIA | 15 | 5 | -66.67 | 85 | 211 | 148.24 |
| BELGIUM | 20 | 12,976 | 64780 | 882 | 398,569 | 45089.23 |
| SWITZERLAND | 760 | 356 | -53.16 | 30,589 | 29,305 | -4.2 |
| DENMARK | 0 | 578 | - | 0 | 25,684 | - |
| NORWAY | 0 | 100 | - | 0 | 700 | - |
| SWEDEN | 106 | 16 | -84.91 | 250 | 633 | 153.2 |
| FINLAND | 119,054 | 314,254 | 163.96 | 2,709,777 | 4,355,411 | 60.73 |
| IRELAND | 383,291 | 409,476 | 6.83 | 8,542,505 | 12,945,310 | 51.54 |
| ITALY | 1,461 | 3,080 | 110.81 | 12,969 | 181,713 | 1301.13 |
| SPAIN | 1,499 | 379 | -74.72 | 9,615 | 12,680 | 31.88 |
| PORTUGAL | 0 | 39 | - | 0 | 10,111 | - |
| GREECE | 0 | 488 | - | 0 | 32,209 | - |
| CZECHOSLOVAKIA | 1,146 | 0 | -100 | 440 | 0 | -100 |

TABEL 5. PERKEMBANGAN EKSPOR INDONESIA MENURUT KOMODITI DAN NEGARA TUJUAN

| JENIS BARANG | BERAT BERSIH (KG) | | PERUB | NILAI FOB (US \$) | | PERUB |
|-----------------------------------|-------------------|------------------|--------------|-------------------|-------------------|--------------|
| | JAN-SEP 2005 | JAN-SEP 2006 | % | JAN-SEP 2005 | JAN-SEP 2006 | % |
| (1) | (2) | (3) | (4) | (5) | (6) | (7) |
| HUNGARY | 4,129,003 | 1,468,491 | -64.43 | 25,259,837 | 24,436,240 | -3.26 |
| POLAND | 4 | 8,639 | 215875 | 10 | 210,404 | 2103940 |
| TURKMENISTAN | 127 | 0 | -100 | 2,832 | 0 | -100 |
| UZBEKISTAN | 0 | 5,346 | - | 0 | 121,075 | - |
| SLOVAKIA | 43,680 | 8,420 | -80.72 | 643,876 | 159,660 | -75.2 |
| SLOVENIA | 2,578,732 | 4,776,087 | 85.21 | 14,586,484 | 26,780,541 | 83.6 |
| CZECH REPUBLIC | 346,635 | 175,834 | -49.27 | 5,207,899 | 3,092,881 | -40.61 |
| -KENDARAAN BERMOTOR RODA 2 | 2,475,511 | 3,162,351 | 27.75 | 21,281,277 | 23,625,736 | 11.02 |
| JAPAN | 65,342 | 56,616 | -13.35 | 833,316 | 747,512 | -10.3 |
| HONG KONG | 623 | 328 | -47.35 | 14,090 | 1,430 | -89.85 |
| TAIWAN | 365 | 849 | 132.6 | 4,014 | 9,329 | 132.41 |
| CHINA | 1,674 | 801 | -52.15 | 10,556 | 11,306 | 7.1 |
| THAILAND | 3,714 | 34,670 | 833.49 | 21,233 | 712,841 | 3257.23 |
| SINGAPORE | 7,255 | 1,055 | -85.46 | 56,640 | 6,697 | -88.18 |
| PHILIPPINES | 744,640 | 1,560,426 | 109.55 | 5,692,108 | 11,838,390 | 107.98 |
| MALAYSIA | 1,348 | 53,044 | 3835.01 | 9,698 | 113,997 | 1075.47 |
| VIET NAM | 93,219 | 41,730 | -55.23 | 1,181,493 | 459,518 | -61.11 |
| MALDIVES | 550 | 2,160 | 292.73 | 4,205 | 16,436 | 290.87 |
| INDIA | 2,038 | 8,291 | 306.82 | 26,467 | 131,772 | 397.87 |
| PAKISTAN | 13,385 | 16,352 | 22.17 | 104,910 | 102,209 | -2.57 |
| SRI LANKA | 138 | 0 | -100 | 1,617 | 0 | -100 |
| SAUDI ARABIA | 20,000 | 0 | -100 | 228,000 | 0 | -100 |
| JORDAN | 0 | 11,000 | - | 0 | 75,000 | - |
| UNITED ARAB EMIRATES | 0 | 2,550 | - | 0 | 9,040 | - |
| CYPRUS | 0 | 200 | - | 0 | 842 | - |
| EGYPT | 26,312 | 7,500 | -71.5 | 297,000 | 12,250 | -95.88 |
| ALGERIA | 0 | 250 | - | 0 | 650 | - |
| TANZANIA, UNITED REPUBLIC OF | 224 | 537 | 139.73 | 1,508 | 556 | -63.13 |
| KENYA | 3,914 | 0 | -100 | 12,000 | 0 | -100 |
| MOZAMBIQUE | 0 | 3,120 | - | 0 | 19,240 | - |
| TOGO | 0 | 21,000 | - | 0 | 17,350 | - |
| GHANA | 540 | 12,199 | 2159.07 | 39,000 | 133,320 | 241.85 |
| ANGOLA | 23,805 | 126,053 | 429.52 | 178,061 | 783,080 | 339.78 |
| CONGO | 10,305 | 3,600 | -65.07 | 65,390 | 23,370 | -64.26 |
| BURKINA FASO | 111,237 | 0 | -100 | 2,856,000 | 0 | -100 |
| DJIBOUTI | 0 | 6,240 | - | 0 | 40,200 | - |
| SOUTH AFRICA | 234 | 0 | -100 | 2,700 | 0 | -100 |
| ZIMBABWE | 3,300 | 0 | -100 | 22,200 | 0 | -100 |
| AUSTRALIA | 1,659 | 20,496 | 1135.44 | 9,162 | 60,804 | 563.65 |
| NEW ZEALAND | 4,935 | 32,170 | 551.87 | 37,104 | 324,738 | 775.21 |
| WALLIS AND FUTUNA ISLANDS | 0 | 2,459 | - | 0 | 19,800 | - |
| COOK ISLANDS | 31,178 | 0 | -100 | 2,885 | 0 | -100 |
| TONGA | 310 | 0 | -100 | 1,820 | 0 | -100 |
| CHRISTMAS ISLANDS | 0 | 40 | - | 0 | 500 | - |
| EAST TIMOR | 10,801 | 1,049 | -90.29 | 141,909 | 5,622 | -96.04 |
| UNITED STATES | 1,213 | 3,759 | 209.89 | 5,273 | 16,460 | 212.16 |
| CANADA | 235 | 410 | 74.47 | 1,250 | 2,060 | 64.8 |
| MEXICO | 0 | 85,052 | - | 0 | 652,164 | - |
| GUATEMALA | 4,400 | 11,520 | 161.82 | 35,000 | 84,000 | 140 |
| HONDURAS | 5,975 | 7,305 | 22.26 | 43,354 | 44,861 | 3.48 |
| CHILE | 0 | 6,000 | - | 0 | 49,514 | - |
| VENEZUELA | 0 | 129,840 | - | 0 | 812,480 | - |
| ARGENTINA | 200 | 0 | -100 | 1,540 | 0 | -100 |
| BRAZIL | 63,700 | 200 | -99.69 | 468,566 | 100 | -99.98 |
| COLOMBIA | 797,713 | 696,568 | -12.68 | 5,715,783 | 4,894,340 | -14.37 |
| PARAGUAY | 0 | 120 | - | 0 | 750 | - |
| ECUADOR | 0 | 110 | - | 0 | 741 | - |
| DOMINICAN REPUBLIC | 284,100 | 81,060 | -71.47 | 1,893,900 | 512,060 | -72.96 |
| EL SALVADOR | 6,900 | 6,240 | -9.57 | 45,000 | 42,100 | -6.44 |
| COSTA RICA | 14 | 2,880 | 20471.43 | 61 | 21,000 | 34326.23 |
| BARBADOS | 0 | 3,600 | - | 0 | 23,700 | - |
| BERMUDA | 4,600 | 8,400 | 82.61 | 35,000 | 65,064 | 85.9 |
| UNITED KINGDOM | 6,575 | 2,042 | -68.94 | 38,998 | 16,680 | -57.23 |
| NETHERLANDS | 938 | 550 | -41.36 | 1,571 | 100 | -93.63 |
| FRANCE | 13,638 | 10,354 | -24.08 | 85,163 | 46,657 | -45.21 |
| GERMANY, FED. REP. OF | 140 | 1,300 | 828.57 | 850 | 7,951 | 835.41 |
| AUSTRIA | 0 | 275 | - | 0 | 1,250 | - |
| BELGIUM | 0 | 10,181 | - | 0 | 13,434 | - |
| DENMARK | 0 | 200 | - | 0 | 2,400 | - |
| NORWAY | 0 | 150 | - | 0 | 1,150 | - |
| FINLAND | 0 | 4,256 | - | 0 | 2,174 | - |
| ITALY | 0 | 25,031 | - | 0 | 259,883 | - |
| SPAIN | 0 | 300 | - | 0 | 200 | - |
| GREECE | 102,125 | 37,863 | -62.92 | 1,054,882 | 374,664 | -64.48 |

TABEL 5. PERKEMBANGAN EKSPOR INDONESIA MENURUT KOMODITI DAN NEGARA TUJUAN

| JENIS BARANG | BERAT BERSIH (KG) | | PERUB | NILAI FOB (US \$) | | PERUB |
|-----------------------------------|-------------------|-------------------|--------------|--------------------|--------------------|--------------|
| | JAN-SEP 2005 | JAN-SEP 2006 | % | JAN-SEP 2005 | JAN-SEP 2006 | % |
| (1) | (2) | (3) | (4) | (5) | (6) | (7) |
| -KENDARAAN BERMOTOR RODA 4 | 30,496,654 | 50,986,287 | 67.19 | 195,916,446 | 276,271,917 | 41.02 |
| JAPAN | 307,638 | 260,271 | -15.4 | 1,572,480 | 1,949,882 | 24 |
| HONG KONG | 0 | 7,600 | - | 0 | 91,436 | - |
| KOREA, REPUBLIC OF | 570 | 0 | -100 | 160 | 0 | -100 |
| TAIWAN | 7,007 | 1,547 | -77.92 | 38,677 | 6,187 | -84 |
| CHINA | 3,450 | 123,765 | 3487.39 | 23,502 | 113,968 | 384.93 |
| PAPUA NEW GUINEA | 531,241 | 42,076 | -92.08 | 3,455,290 | 52,300 | -98.49 |
| THAILAND | 8,761,999 | 3,557,034 | -59.4 | 73,232,913 | 19,451,217 | -73.44 |
| SINGAPORE | 1,432,662 | 4,342,498 | 203.11 | 4,436,571 | 7,140,743 | 60.95 |
| PHILIPPINES | 6,100,393 | 5,547,091 | -9.07 | 32,025,519 | 28,813,743 | -10.03 |
| MALAYSIA | 5,637,833 | 11,517,761 | 104.29 | 32,327,984 | 61,131,972 | 89.1 |
| MYANMAR (FORM. BURMA) | 0 | 31,969 | - | 0 | 97,512 | - |
| BRUNEI DARUSSALAM | 1,219,846 | 1,232,592 | 1.04 | 7,855,699 | 7,581,272 | -3.49 |
| VIET NAM | 283,202 | 1,988,307 | 602.08 | 2,233,687 | 7,663,219 | 243.07 |
| INDIA | 0 | 1,160 | - | 0 | 5,825 | - |
| PAKISTAN | 211,758 | 2,529,838 | 1094.68 | 2,333,939 | 15,759,896 | 575.25 |
| BANGLADESH | 27,960 | 8,624 | -69.16 | 220,090 | 64,738 | -70.59 |
| SRI LANKA | 0 | 13,841 | - | 0 | 323,950 | - |
| SAUDI ARABIA | 2,676,046 | 7,647,039 | 185.76 | 15,995,517 | 54,441,072 | 240.35 |
| KUWAIT | 524,990 | 492,714 | -6.15 | 4,043,566 | 3,274,867 | -19.01 |
| JORDAN | 16,790 | 0 | -100 | 122,107 | 0 | -100 |
| LEBANON | 0 | 42,757 | - | 0 | 331,861 | - |
| YEMEN | 23,854 | 276,157 | 1057.7 | 147,396 | 1,473,900 | 899.96 |
| OMAN | 344,160 | 78,780 | -77.11 | 2,745,781 | 601,915 | -78.08 |
| SYRIA ARAB REPUBLIC | 43,137 | 116,761 | 170.67 | 322,466 | 759,008 | 135.38 |
| UNITED ARAB EMIRATES | 457,364 | 1,606,811 | 251.32 | 3,595,720 | 8,606,877 | 139.36 |
| QATAR | 85,832 | 175,568 | 104.55 | 667,298 | 1,199,496 | 79.75 |
| BAHRAIN | 33,016 | 70,474 | 113.45 | 275,488 | 614,696 | 123.13 |
| EGYPT | 0 | 25,400 | - | 0 | 187,129 | - |
| MOROCCO | 5,800 | 88,596 | 1427.52 | 27,643 | 439,099 | 1488.46 |
| ALGERIA | 0 | 10,550 | - | 0 | 68,554 | - |
| SUDAN | 0 | 105,498 | - | 0 | 594,661 | - |
| TANZANIA, UNITED REPUBLIC OF | 1,160 | 19,538 | 1584.31 | 8,387 | 76,349 | 810.33 |
| GHANA | 11,599 | 460,574 | 3870.81 | 58,589 | 4,337,919 | 7303.98 |
| GUINEA | 0 | 428,250 | - | 0 | 3,963,330 | - |
| ANGOLA | 35,447 | 34,096 | -3.81 | 198,510 | 192,837 | -2.86 |
| CONGO | 0 | 10,000 | - | 0 | 1,180 | - |
| SENEGAL | 0 | 3,032 | - | 0 | 8,568 | - |
| SEYCHELLES | 0 | 3,810 | - | 0 | 26,266 | - |
| SOUTH AFRICA | 0 | 2,612,592 | - | 0 | 12,618,802 | - |
| AUSTRALIA | 180,964 | 1,200,150 | 563.2 | 960,117 | 9,958,307 | 937.2 |
| NEW ZEALAND | 68,440 | 72,120 | 5.38 | 373,675 | 387,296 | 3.65 |
| SAINT VINCENT AND THE GRENADI | 10,873 | 33,089 | 204.32 | 57,222 | 161,737 | 182.65 |
| VANUATU | 5,863 | 16,365 | 179.12 | 31,547 | 85,794 | 171.96 |
| FIJI | 55,515 | 21,312 | -61.61 | 456,230 | 126,064 | -72.37 |
| MARSHALL ISLANDS | 0 | 4,769 | - | 0 | 28,050 | - |
| SOLOMON ISLANDS | 0 | 35,417 | - | 0 | 48,972 | - |
| EAST TIMOR | 64,897 | 5,250 | -91.91 | 287,409 | 35,332 | -87.71 |
| UNITED STATES | 303,019 | 512,974 | 69.29 | 284,057 | 3,026,362 | 965.41 |
| MEXICO | 0 | 1,585 | - | 0 | 9,595 | - |
| GUATEMALA | 50,200 | 238,979 | 376.05 | 224,421 | 1,229,689 | 447.94 |
| HONDURAS | 59,174 | 96,895 | 63.75 | 309,387 | 486,706 | 57.31 |
| NICARAGUA | 101,004 | 132,469 | 31.15 | 488,847 | 713,109 | 45.88 |
| PANAMA | 22,406 | 120,007 | 435.6 | 107,359 | 625,070 | 482.22 |
| SURINAME | 13,452 | 0 | -100 | 14,040 | 0 | -100 |
| CHILE | 253,624 | 1,469,798 | 479.52 | 1,181,392 | 7,031,110 | 495.15 |
| BRAZIL | 11 | 140 | 1172.73 | 201 | 2,727 | 1256.72 |
| COLOMBIA | 0 | 360 | - | 0 | 3,208 | - |
| GUYANA | 2,320 | 2,320 | 0 | 10,627 | 10,906 | 2.63 |
| TRINIDAD AND TOBAGO | 13,529 | 143,616 | 961.54 | 77,777 | 833,474 | 971.62 |
| BAHAMAS | 0 | 25,128 | - | 0 | 151,638 | - |
| JAMAICA | 31,982 | 46,863 | 46.53 | 182,822 | 260,374 | 42.42 |
| PUERTO RICO | 109,535 | 463,048 | 322.74 | 613,518 | 2,608,627 | 325.19 |
| COSTA RICA | 101,659 | 223,232 | 119.59 | 405,927 | 1,169,590 | 188.13 |
| HAITI | 0 | 4,769 | - | 0 | 24,968 | - |
| BARBADOS | 89,294 | 178,610 | 100.02 | 495,205 | 1,007,825 | 103.52 |
| ARUBA | 15,298 | 9,830 | -35.74 | 71,336 | 57,488 | -19.41 |
| BERMUDA | 34,457 | 26,229 | -23.88 | 198,603 | 156,117 | -21.39 |
| DOMINICA | 1,160 | 17,573 | 1414.91 | 5,580 | 83,362 | 1393.94 |
| FRENCH POLYNESIA | 3,653 | 14,639 | 300.74 | 22,726 | 95,358 | 319.6 |
| GRENADA | 4,879 | 0 | -100 | 27,677 | 0 | -100 |
| NETHERLANDS ANTILLES | 18,288 | 26,982 | 47.54 | 99,609 | 153,154 | 53.76 |
| SAINT LUCIA | 7,308 | 51,065 | 598.75 | 39,237 | 278,295 | 609.27 |
| UNITED KINGDOM | 8,048 | 7,500 | -6.81 | 65,040 | 20,675 | -68.21 |
| FRANCE | 3,725 | 0 | -100 | 640,364 | 0 | -100 |
| GERMANY, FED. REP. OF | 1,254 | 5,426 | 332.7 | 6,577 | 34,474 | 424.16 |

TABEL 5. PERKEMBANGAN EKSPOR INDONESIA MENURUT KOMODITI DAN NEGARA TUJUAN

| JENIS BARANG | BERAT BERSIH (KG) | | PERUB | NILAI FOB (US \$) | | PERUB |
|------------------------------|-------------------|-------------------|--------------|--------------------|--------------------|---------------|
| | JAN-SEP 2005 | JAN-SEP 2006 | % | JAN-SEP 2005 | JAN-SEP 2006 | % |
| (1) | (2) | (3) | (4) | (5) | (6) | (7) |
| BELGIUM | 16,069 | 44,017 | 173.92 | 106,138 | 258,068 | 143.14 |
| NORWAY | 0 | 40 | - | 0 | 2,750 | - |
| IRELAND | 0 | 193,950 | - | 0 | 925,000 | - |
| LATVIA | 0 | 2,500 | - | 0 | 4,400 | - |
| MALTA | 0 | 22,300 | - | 0 | 110,000 | - |
| RUSSIA FEDERATION | 60,000 | 0 | -100 | 106,800 | 0 | -100 |
| -SUKU CADANG MESIN | 77,487,189 | 77,111,576 | -0.48 | 961,754,462 | 597,686,114 | -37.85 |
| JAPAN | 13,690,513 | 19,585,711 | 43.06 | 47,975,326 | 40,586,197 | -15.4 |
| HONG KONG | 34,137 | 253,026 | 641.21 | 2,540,896 | 905,774 | -64.35 |
| KOREA, REPUBLIC OF | 1,141,109 | 3,654,608 | 220.27 | 1,264,291 | 3,660,448 | 189.53 |
| TAIWAN | 13,111 | 126,750 | 866.75 | 516,866 | 366,002 | -29.19 |
| CHINA | 1,726,408 | 4,403,630 | 155.07 | 7,499,229 | 15,258,035 | 103.46 |
| PAPUA NEW GUINEA | 140,454 | 30,194 | -78.5 | 363,106 | 173,142 | -52.32 |
| THAILAND | 24,871,191 | 19,344,503 | -22.22 | 41,677,026 | 36,282,369 | -12.94 |
| SINGAPORE | 18,207,344 | 11,410,631 | -37.33 | 691,793,475 | 379,133,607 | -45.2 |
| PHILIPPINES | 381,271 | 424,697 | 11.39 | 1,211,961 | 1,654,938 | 36.55 |
| MALAYSIA | 4,130,051 | 2,394,289 | -42.03 | 107,891,878 | 48,537,414 | -55.01 |
| MYANMAR (FORM. BURMA) | 5,820 | 24,984 | 329.28 | 20,793 | 167,774 | 706.88 |
| BRUNEI DARUSSALAM | 44,965 | 10,773 | -76.04 | 95,979 | 218,279 | 127.42 |
| VIET NAM | 341,879 | 537,420 | 57.2 | 1,276,680 | 3,695,633 | 189.47 |
| MALDIVES | 0 | 146,386 | - | 0 | 33,736 | - |
| INDIA | 438,007 | 121,859 | -72.18 | 2,351,168 | 1,096,993 | -53.34 |
| PAKISTAN | 10,044 | 29,054 | 189.27 | 138,397 | 510,786 | 269.07 |
| BANGLADESH | 379 | 151,139 | 39778.36 | 7,994 | 392,794 | 4813.61 |
| SRI LANKA | 70 | 2,016 | 2780 | 1,200 | 10,775 | 797.92 |
| IRAN (ISLAMIC REPUBLIC OF) | 286,250 | 346,225 | 20.95 | 824,625 | 2,598,230 | 215.08 |
| SAUDI ARABIA | 343,858 | 73,599 | -78.6 | 1,481,099 | 251,836 | -83 |
| KUWAIT | 7,083 | 0 | -100 | 44,953 | 0 | -100 |
| JORDAN | 1,140 | 16,365 | 1335.53 | 6,375 | 126,700 | 1887.45 |
| YEMEN | 0 | 770 | - | 0 | 4,941 | - |
| OMAN | 43,518 | 10,650 | -75.53 | 107,442 | 35,690 | -66.78 |
| TURKEY | 60 | 91,831 | 152951.67 | 933 | 268,502 | 28678.35 |
| UNITED ARAB EMIRATES | 325,161 | 832,180 | 155.93 | 2,527,176 | 4,052,225 | 60.35 |
| QATAR | 623,301 | 65,430 | -89.5 | 2,419,062 | 1,608,149 | -33.52 |
| EGYPT | 23,757 | 49,001 | 106.26 | 73,113 | 191,779 | 162.3 |
| LIBYAN ARAB JAMAHIRIYA | 0 | 286 | - | 0 | 737 | - |
| SUDAN | 208 | 1,783 | 757.21 | 9,269 | 33,075 | 256.83 |
| TANZANIA, UNITED REPUBLIC OF | 80 | 1,245 | 1456.25 | 2,700 | 14,600 | 440.74 |
| KENYA | 0 | 258 | - | 0 | 2,500 | - |
| MOZAMBIQUE | 270 | 340 | 25.93 | 2,600 | 5,000 | 92.31 |
| BOTSWANA | 0 | 280 | - | 0 | 3,100 | - |
| GHANA | 0 | 100 | - | 0 | 1,000 | - |
| GUINEA | 0 | 7,100 | - | 0 | 1,750 | - |
| ANGOLA | 3,372 | 16,240 | 381.61 | 54,432 | 212,362 | 290.14 |
| NIGERIA | 10,600 | 13,597 | 28.27 | 203,989 | 188,213 | -7.73 |
| GABON | 25,034 | 21,440 | -14.36 | 66,153 | 61,899 | -6.43 |
| UGANDA | 0 | 1,467 | - | 0 | 18,300 | - |
| NIGER | 348 | 2,615 | 651.44 | 8,700 | 24,100 | 177.01 |
| SOUTH AFRICA | 10,938 | 48,707 | 345.3 | 189,539 | 83,342 | -56.03 |
| ZIMBABWE | 140 | 0 | -100 | 1,600 | 0 | -100 |
| AUSTRALIA | 1,173,285 | 490,160 | -58.22 | 4,821,660 | 3,072,861 | -36.27 |
| NEW ZEALAND | 191,140 | 20,067 | -89.5 | 1,084,549 | 189,453 | -82.53 |
| NEW CALEDONIA | 0 | 416 | - | 0 | 2,500 | - |
| AMERICAN SAMOA | 28,064 | 7 | -99.98 | 395,447 | 1,050 | -99.73 |
| FIJI | 0 | 62 | - | 0 | 300 | - |
| EAST TIMOR | 7 | 0 | -100 | 330 | 0 | -100 |
| UNITED STATES | 5,894,361 | 5,253,604 | -10.87 | 20,374,940 | 22,412,694 | 10 |
| CANADA | 344,282 | 398,630 | 15.79 | 621,495 | 1,018,674 | 63.91 |
| MEXICO | 7,604 | 15,533 | 104.27 | 60,106 | 1,500,412 | 2396.28 |
| PANAMA | 612 | 0 | -100 | 337,581 | 0 | -100 |
| CHILE | 37,868 | 0 | -100 | 122,264 | 0 | -100 |
| ARGENTINA | 36,900 | 1,839 | -95.02 | 357,000 | 58,400 | -83.64 |
| BRAZIL | 84,431 | 114,175 | 35.23 | 405,800 | 1,351,543 | 233.06 |
| URUGUAY | 2,940 | 4,785 | 62.76 | 13,690 | 25,160 | 83.78 |
| PARAGUAY | 0 | 450 | - | 0 | 3,900 | - |
| PERU | 0 | 4,708 | - | 0 | 22,418 | - |
| TRINIDAD AND TOBAGO | 0 | 594,900 | - | 0 | 2,903,042 | - |
| PUERTO RICO | 0 | 550 | - | 0 | 63,281 | - |
| COSTA RICA | 0 | 98 | - | 0 | 21,884 | - |
| ANTIGUA AND BARBUDA | 11,927 | 0 | -100 | 113,893 | 0 | -100 |
| NETHERLANDS ANTILLES | 2,599 | 349 | -86.57 | 51,804 | 46,998 | -9.28 |
| UNITED KINGDOM | 873,740 | 4,813,967 | 450.96 | 7,865,862 | 11,689,596 | 48.61 |
| NETHERLANDS | 249,822 | 241,687 | -3.26 | 964,174 | 4,014,066 | 316.32 |
| FRANCE | 967,659 | 100,773 | -89.59 | 4,282,269 | 2,140,665 | -50.01 |
| GERMANY, FED. REP. OF | 173,656 | 428,134 | 146.54 | 1,630,246 | 1,428,892 | -12.35 |

TABEL 5. PERKEMBANGAN EKSPOR INDONESIA MENURUT KOMODITI DAN NEGARA TUJUAN

| JENIS BARANG | BERAT BERSIH (KG) | | PERUB | NILAI FOB (US \$) | | PERUB |
|-------------------------------|--------------------|--------------------|--------------|--------------------|--------------------|--------------|
| | JAN-SEP 2005 | JAN-SEP 2006 | % | JAN-SEP 2005 | JAN-SEP 2006 | % |
| (1) | (2) | (3) | (4) | (5) | (6) | (7) |
| BELGIUM | 22,630 | 27,479 | 21.43 | 187,472 | 127,188 | -32.16 |
| SWITZERLAND | 1 | 0 | -100 | 17 | 0 | -100 |
| LUXEMBOURG | 0 | 54,398 | - | 0 | 27,309 | - |
| DENMARK | 160 | 1,058 | 561.25 | 7,877 | 68,346 | 767.67 |
| NORWAY | 35,123 | 2,405 | -93.15 | 312,673 | 89,371 | -71.42 |
| SWEDEN | 18,121 | 1,209 | -93.33 | 290,595 | 20,478 | -92.95 |
| FINLAND | 408 | 10,386 | 2445.59 | 17,448 | 26,991 | 54.69 |
| IRELAND | 39,012 | 48,045 | 23.15 | 609,682 | 476,201 | -21.89 |
| ITALY | 59,200 | 103,162 | 74.26 | 114,552 | 198,719 | 73.47 |
| SPAIN | 4 | 1,976 | 49300 | 92 | 30,950 | 33541.3 |
| GREECE | 153 | 0 | -100 | 5,549 | 0 | -100 |
| ANDORRA | 0 | 5,800 | - | 0 | 27,500 | - |
| HUNGARY | 20,130 | 4,723 | -76.54 | 355,615 | 57,942 | -83.71 |
| POLAND | 2,879 | 0 | -100 | 132,090 | 0 | -100 |
| ROMANIA | 0 | 4,100 | - | 0 | 350,450 | - |
| AZERBAIJAN | 0 | 193 | - | 0 | 144 | - |
| MOLDOVA, REPUBLIC OF | 52 | 0 | -100 | 2,800 | 0 | -100 |
| TAJIKISTAN | 93 | 239 | 156.99 | 22,340 | 39,176 | 75.36 |
| LITHUANIA | 278 | 0 | -100 | 12,519 | 0 | -100 |
| ESTONIA | 100 | 0 | -100 | 2,104 | 0 | -100 |
| MALTA | 0 | 435 | - | 0 | 2,618 | - |
| SLOVAKIA | 31,451 | 100,630 | 219.96 | 336,934 | 1,627,059 | 382.9 |
| SLOVENIA | 670 | 155 | -76.87 | 1,330 | 368 | -72.33 |
| CZECH REPUBLIC | 27,319 | 121 | -99.56 | 231,033 | 10,855 | -95.3 |
| FAEROE ISLANDS | 58 | 0 | -100 | 1,065 | 0 | -100 |
| RUSSIA FEDERATION | 266,579 | 6,989 | -97.38 | 957,540 | 63,934 | -93.32 |
| -SUKU CADANG KENDARAAN | 121,591,125 | 143,156,128 | 17.74 | 715,695,946 | 867,674,399 | 21.24 |
| JAPAN | 25,781,603 | 32,679,451 | 26.75 | 146,323,136 | 182,732,534 | 24.88 |
| HONG KONG | 105,715 | 81,567 | -22.84 | 823,230 | 775,330 | -5.82 |
| KOREA, REPUBLIC OF | 137,652 | 412,163 | 199.42 | 379,791 | 1,340,644 | 253 |
| TAIWAN | 4,659,357 | 2,613,065 | -43.92 | 26,827,665 | 20,340,911 | -24.18 |
| CHINA | 4,685,228 | 5,992,337 | 27.9 | 29,586,365 | 52,675,501 | 78.04 |
| PAPUA NEW GUINEA | 58,044 | 820,506 | 1313.59 | 160,078 | 608,091 | 279.87 |
| THAILAND | 13,633,313 | 16,912,716 | 24.05 | 91,970,366 | 126,906,328 | 37.99 |
| SINGAPORE | 10,315,117 | 12,640,058 | 22.54 | 58,121,116 | 67,961,199 | 16.93 |
| PHILIPPINES | 6,757,471 | 10,372,128 | 53.49 | 38,791,967 | 28,077,717 | -27.62 |
| MALAYSIA | 26,105,570 | 19,767,276 | -24.28 | 132,828,216 | 103,346,523 | -22.2 |
| MYANMAR (FORM. BURMA) | 44,384 | 44,210 | -0.39 | 239,036 | 230,318 | -3.65 |
| CAMBODIA | 49,210 | 2,698 | -94.52 | 309,448 | 10,845 | -96.5 |
| BRUNEI DARUSSALAM | 8,774 | 513,414 | 5751.54 | 47,445 | 748,817 | 1478.28 |
| VIET NAM | 2,477,197 | 7,303,630 | 194.83 | 22,850,004 | 43,387,303 | 89.88 |
| MALDIVES | 2,501 | 1,978 | -20.91 | 8,001 | 7,483 | -6.47 |
| INDIA | 1,331,558 | 1,604,413 | 20.49 | 8,942,379 | 13,333,090 | 49.1 |
| PAKISTAN | 1,272,117 | 1,470,116 | 15.56 | 4,694,340 | 5,112,567 | 8.91 |
| BANGLADESH | 105,539 | 152,982 | 44.95 | 115,449 | 240,420 | 108.25 |
| SRI LANKA | 92,707 | 132,865 | 43.32 | 275,693 | 460,922 | 67.19 |
| IRAN (ISLAMIC REPUBLIC OF) | 151,950 | 161,681 | 6.4 | 492,453 | 349,830 | -28.96 |
| SAUDI ARABIA | 148,119 | 83,015 | -43.95 | 687,274 | 483,966 | -29.58 |
| KUWAIT | 15,010 | 2,220 | -85.21 | 99,774 | 26,279 | -73.66 |
| JORDAN | 104,804 | 56,116 | -46.46 | 380,940 | 227,214 | -40.35 |
| LEBANON | 77,471 | 36,535 | -52.84 | 306,884 | 170,090 | -44.58 |
| YEMEN | 666 | 52,759 | 7821.77 | 7,134 | 162,172 | 2173.23 |
| OMAN | 70,558 | 83,271 | 18.02 | 67,475 | 116,156 | 72.15 |
| SYRIA ARAB REPUBLIC | 50,701 | 42,054 | -17.05 | 191,801 | 161,182 | -15.96 |
| TURKEY | 227,952 | 328,529 | 44.12 | 711,774 | 1,287,241 | 80.85 |
| UNITED ARAB EMIRATES | 507,019 | 721,093 | 42.22 | 1,146,688 | 1,509,283 | 31.62 |
| QATAR | 1,339 | 27,042 | 1919.57 | 12,527 | 72,394 | 477.9 |
| BAHRAIN | 7 | 871 | 12342.86 | 85 | 11,600 | 13547.06 |
| CYPRUS | 15,911 | 12,005 | -24.55 | 120,769 | 137,052 | 13.48 |
| EGYPT | 392,900 | 455,144 | 15.84 | 1,394,463 | 1,754,881 | 25.85 |
| MOROCCO | 10,857 | 3,570 | -67.12 | 40,074 | 38,921 | -2.88 |
| TUNISIA | 26,088 | 65,642 | 151.62 | 39,939 | 106,031 | 165.48 |
| SUDAN | 0 | 1,745 | - | 0 | 11,325 | - |
| TANZANIA, UNITED REPUBLIC OF | 0 | 7,442 | - | 0 | 7,694 | - |
| KENYA | 165 | 1,108 | 571.52 | 519 | 5,488 | 957.42 |
| MOZAMBIQUE | 0 | 3,751 | - | 0 | 44,934 | - |
| GHANA | 0 | 72,136 | - | 0 | 440,906 | - |
| GUINEA | 0 | 44 | - | 0 | 15 | - |
| ANGOLA | 90 | 3,081 | 3323.33 | 461 | 20,414 | 4328.2 |
| CONGO | 19,680 | 20,212 | 2.7 | 30,340 | 29,340 | -3.3 |
| NIGERIA | 20,149 | 3,025 | -84.99 | 45,286 | 6,213 | -86.28 |
| COTE D'IVOIRE | 1,810 | 385 | -78.73 | 6,790 | 5,972 | -12.05 |
| MAURITANIA | 6,571 | 24,791 | 277.28 | 17,108 | 36,498 | 113.34 |
| DJIBOUTI | 21,577 | 60 | -99.72 | 7,816 | 230 | -97.06 |
| SOUTH AFRICA | 285,773 | 686,471 | 140.22 | 2,829,944 | 7,626,505 | 169.49 |

TABEL 5. PERKEMBANGAN EKSPOR INDONESIA MENURUT KOMODITI DAN NEGARA TUJUAN

| JENIS BARANG | BERAT BERSIH (KG) | | PERUB | NILAI FOB (US \$) | | PERUB |
|-------------------------------|--------------------|-------------------|---------------|-------------------|------------------|------------|
| | JAN-SEP 2005 | JAN-SEP 2006 | % | JAN-SEP 2005 | JAN-SEP 2006 | % |
| (1) | (2) | (3) | (4) | (5) | (6) | (7) |
| MAURITIUS | 8 | 0 | -100 | 369 | 0 | -100 |
| VIRGIN ISLANDS (BRITISH) | 0 | 25 | - | 0 | 618 | - |
| AUSTRALIA | 491,802 | 814,084 | 65.53 | 4,252,376 | 5,788,826 | 36.13 |
| NEW ZEALAND | 2,937 | 5,493 | 87.03 | 35,060 | 61,893 | 76.53 |
| NEW CALEDONIA | 552 | 0 | -100 | 7,430 | 0 | -100 |
| SAINT VINCENT AND THE GRENADI | 0 | 95 | - | 0 | 1,120 | - |
| VANUATU | 0 | 426 | - | 0 | 7,476 | - |
| WALLIS AND FUTUNA ISLANDS | 0 | 143 | - | 0 | 1,152 | - |
| FIJI | 9,142 | 6,002 | -34.35 | 24,673 | 24,840 | 0.68 |
| SOLOMON ISLANDS | 0 | 272,913 | - | 0 | 330,527 | - |
| EAST TIMOR | 36,763 | 18,255 | -50.34 | 46,612 | 17,854 | -61.7 |
| UNITED STATES | 5,174,667 | 9,860,583 | 90.55 | 38,488,262 | 94,885,545 | 146.53 |
| CANADA | 104,913 | 74,109 | -29.36 | 677,356 | 684,452 | 1.05 |
| MEXICO | 124,970 | 86,127 | -31.08 | 288,504 | 178,089 | -38.27 |
| GUATEMALA | 23,321 | 2,808 | -87.96 | 136,774 | 35,372 | -74.14 |
| HONDURAS | 113,402 | 43,059 | -62.03 | 285,906 | 71,065 | -75.14 |
| NICARAGUA | 301 | 1,098 | 264.78 | 1,067 | 11,291 | 958.2 |
| PANAMA | 129,019 | 1,164 | -99.1 | 564,425 | 21,717 | -96.15 |
| SURINAME | 17,888 | 0 | -100 | 75,000 | 0 | -100 |
| CHILE | 31,270 | 31,429 | 0.51 | 69,057 | 173,690 | 151.52 |
| VENEZUELA | 4,158 | 43,660 | 950.02 | 66,360 | 96,377 | 45.23 |
| ARGENTINA | 606,048 | 976,276 | 61.09 | 3,723,589 | 5,277,260 | 41.73 |
| BRAZIL | 1,271,554 | 2,084,414 | 63.93 | 7,942,647 | 20,397,357 | 156.81 |
| COLOMBIA | 98,480 | 332,002 | 237.13 | 375,739 | 2,575,436 | 585.43 |
| URUGUAY | 0 | 27,000 | - | 0 | 11,443 | - |
| PERU | 113,322 | 32,838 | -71.02 | 150,859 | 69,217 | -54.12 |
| GUYANA | 0 | 242 | - | 0 | 3,408 | - |
| TRINIDAD AND TOBAGO | 199 | 3,107 | 1461.31 | 2,130 | 25,804 | 1111.46 |
| JAMAICA | 227 | 138 | -39.21 | 3,755 | 3,019 | -19.6 |
| PUERTO RICO | 15,680 | 20,591 | 31.32 | 160,940 | 215,461 | 33.88 |
| DOMINICAN REPUBLIC | 0 | 40,127 | - | 0 | 215,886 | - |
| EL SALVADOR | 0 | 6,304 | - | 0 | 44,812 | - |
| COSTA RICA | 1,896 | 474 | -75 | 18,563 | 5,126 | -72.39 |
| BARBADOS | 2,209 | 2,906 | 31.55 | 10,426 | 25,092 | 140.67 |
| ANTIGUA AND BARBUDA | 30,076 | 851 | -97.17 | 195,876 | 6,542 | -96.66 |
| ARUBA | 0 | 1,003 | - | 0 | 13,697 | - |
| BERMUDA | 1,689 | 446 | -73.59 | 14,151 | 2,463 | -82.59 |
| DOMINICA | 0 | 8,182 | - | 0 | 65,812 | - |
| FRENCH POLYNESIA | 0 | 69 | - | 0 | 1,294 | - |
| NETHERLANDS ANTILLES | 283 | 173 | -38.87 | 1,595 | 834 | -47.71 |
| SAINT KITTS AND NEVIS | 177 | 137 | -22.6 | 3,090 | 1,142 | -63.04 |
| UNITED KINGDOM | 6,512,986 | 4,235,038 | -34.98 | 56,143,510 | 38,563,304 | -31.31 |
| NETHERLANDS | 1,164,798 | 1,243,740 | 6.78 | 4,557,904 | 5,192,218 | 13.92 |
| FRANCE | 23,874 | 35,283 | 47.79 | 160,609 | 251,953 | 56.87 |
| GERMANY, FED. REP. OF | 2,025,571 | 2,736,277 | 35.09 | 8,194,881 | 12,367,184 | 50.91 |
| AUSTRIA | 21,255 | 24,725 | 16.33 | 90,251 | 112,132 | 24.24 |
| BELGIUM | 250,559 | 86,201 | -65.6 | 1,268,885 | 785,257 | -38.11 |
| SWITZERLAND | 18,563 | 281 | -98.49 | 141,607 | 3,280 | -97.68 |
| DENMARK | 167,490 | 140,456 | -16.14 | 689,747 | 640,790 | -7.1 |
| NORWAY | 370,528 | 300,989 | -18.77 | 1,579,054 | 1,358,318 | -13.98 |
| SWEDEN | 713,385 | 594,672 | -16.64 | 3,078,560 | 2,814,067 | -8.59 |
| FINLAND | 274,714 | 260,702 | -5.1 | 1,141,515 | 1,210,584 | 6.05 |
| IRELAND | 9,624 | 17 | -99.82 | 48,216 | 306 | -99.37 |
| ITALY | 789,978 | 1,269,686 | 60.72 | 3,331,075 | 4,649,653 | 39.58 |
| SPAIN | 228,276 | 252,743 | 10.72 | 2,083,466 | 1,588,175 | -23.77 |
| PORTUGAL | 5,248 | 27,183 | 417.97 | 25,675 | 121,641 | 373.77 |
| GREECE | 136,996 | 161,448 | 17.85 | 761,932 | 950,333 | 24.73 |
| HUNGARY | 486,191 | 299,701 | -38.36 | 2,058,074 | 1,630,290 | -20.79 |
| POLAND | 80,548 | 172,788 | 114.52 | 245,482 | 670,280 | 173.05 |
| BULGARIA | 1,800 | 0 | -100 | 22,214 | 0 | -100 |
| LITHUANIA | 45,447 | 5,624 | -87.63 | 198,576 | 24,708 | -87.56 |
| MALTA | 0 | 3,365 | - | 0 | 33,037 | - |
| SLOVAKIA | 15,835 | 6,255 | -60.5 | 38,503 | 15,176 | -60.58 |
| RUSSIA FEDERATION | 60,282 | 26,830 | -55.49 | 281,576 | 192,335 | -31.69 |
| -UBI KAYU OLAHAN | 106,536,324 | 53,979,037 | -49.33 | 11,153,723 | 6,246,189 | -44 |
| JAPAN | 55,478 | 109,163 | 96.77 | 43,579 | 140,087 | 221.46 |
| HONG KONG | 916,970 | 1,852 | -99.8 | 129,832 | 8,500 | -93.45 |
| TAIWAN | 31,213 | 13,795 | -55.8 | 8,041 | 3,886 | -51.67 |
| CHINA | 104,318,246 | 52,022,451 | -50.13 | 10,673,360 | 5,592,892 | -47.6 |
| SINGAPORE | 4,000 | 25,496 | 537.4 | 7,034 | 26,114 | 271.25 |
| PHILIPPINES | 3,850 | 0 | -100 | 5,665 | 0 | -100 |
| MALAYSIA | 938,092 | 1,642,753 | 75.12 | 125,536 | 217,354 | 73.14 |
| BRUNEI DARUSSALAM | 73 | 0 | -100 | 113 | 0 | -100 |
| VIET NAM | 179,080 | 0 | -100 | 19,341 | 0 | -100 |
| INDIA | 5,000 | 0 | -100 | 1,828 | 0 | -100 |

TABEL 5. PERKEMBANGAN EKSPOR INDONESIA MENURUT KOMODITI DAN NEGARA TUJUAN

| JENIS BARANG | BERAT BERSIH (KG) | | PERUB | NILAI FOB (US \$) | | PERUB |
|-------------------------------|----------------------|----------------------|--------------|----------------------|----------------------|--------------|
| | JAN-SEP 2005 | JAN-SEP 2006 | % | JAN-SEP 2005 | JAN-SEP 2006 | % |
| (1) | (2) | (3) | (4) | (5) | (6) | (7) |
| SAUDI ARABIA | 1,814 | 0 | -100 | 1,050 | 0 | -100 |
| UNITED ARAB EMIRATES | 2,075 | 6,139 | 195.86 | 824 | 13,010 | 1478.88 |
| AUSTRALIA | 3,391 | 624 | -81.6 | 4,301 | 1,172 | -72.75 |
| UNITED KINGDOM | 69,377 | 127,986 | 84.48 | 120,622 | 215,909 | 79 |
| NETHERLANDS | 5,769 | 3,778 | -34.51 | 7,921 | 8,890 | 12.23 |
| GERMANY, FED. REP. OF | 1,896 | 25,000 | 1218.57 | 4,676 | 18,375 | 292.96 |
| -INDUSTRI LAINNYA | 1,274,794,651 | 2,170,203,989 | 70.24 | 2,130,115,395 | 2,547,930,491 | 19.61 |
| JAPAN | 129,703,897 | 112,331,631 | -13.39 | 258,362,369 | 304,152,420 | 17.72 |
| HONG KONG | 12,180,035 | 12,533,134 | 2.9 | 24,395,604 | 26,280,224 | 7.73 |
| KOREA, DEMOCRATIC PEOPLE'S RI | 1,945 | 1,805 | -7.2 | 24,688 | 8,312 | -66.33 |
| KOREA, REPUBLIC OF | 60,698,305 | 41,881,373 | -31 | 45,670,183 | 52,744,022 | 15.49 |
| TAIWAN | 75,983,093 | 45,104,385 | -40.64 | 48,182,502 | 34,572,148 | -28.25 |
| CHINA | 206,162,483 | 1,164,632,622 | 464.91 | 65,070,825 | 106,317,096 | 63.39 |
| MONGOLIA | 358,251 | 321,579 | -10.24 | 553,318 | 522,893 | -5.5 |
| MACAU | 2,288 | 41,930 | 1732.6 | 8,216 | 30,962 | 276.85 |
| PAPUA NEW GUINEA | 1,973,893 | 3,810,365 | 93.04 | 2,236,659 | 8,541,900 | 281.9 |
| THAILAND | 51,566,644 | 56,616,133 | 9.79 | 155,598,796 | 170,144,561 | 9.35 |
| SINGAPORE | 154,444,874 | 142,759,533 | -7.57 | 465,218,200 | 573,206,543 | 23.21 |
| PHILIPPINES | 26,516,369 | 20,404,384 | -23.05 | 43,452,999 | 53,139,684 | 22.29 |
| MALAYSIA | 115,878,953 | 99,862,100 | -13.82 | 158,629,909 | 182,950,072 | 15.33 |
| MYANMAR (FORM. BURMA) | 1,795,488 | 2,229,044 | 24.15 | 1,019,887 | 1,500,895 | 47.16 |
| CAMBODIA | 967,516 | 793,487 | -17.99 | 2,290,175 | 1,268,709 | -44.6 |
| BRUNEI DARUSSALAM | 4,752,002 | 1,063,977 | -77.61 | 1,434,812 | 966,989 | -32.61 |
| LAO PEOPLE'S DEMOCRATIC REPU | 66,225 | 158,584 | 139.46 | 468,417 | 2,627,577 | 460.95 |
| NEPAL | 54,326 | 108,147 | 99.07 | 42,698 | 175,329 | 310.63 |
| VIET NAM | 24,393,970 | 30,531,029 | 25.16 | 58,628,534 | 58,637,707 | 0.02 |
| MALDIVES | 1,074,750 | 2,120,116 | 97.27 | 1,278,937 | 1,322,208 | 3.38 |
| INDIA | 41,839,130 | 47,693,399 | 13.99 | 50,771,515 | 67,856,862 | 33.65 |
| PAKISTAN | 9,592,016 | 11,437,032 | 19.23 | 7,318,876 | 9,141,135 | 24.9 |
| BANGLADESH | 5,404,579 | 5,291,358 | -2.09 | 7,874,358 | 8,843,436 | 12.31 |
| SRI LANKA | 21,941,384 | 10,578,548 | -51.79 | 18,077,728 | 13,753,961 | -23.92 |
| AFGHANISTAN | 0 | 5,681 | - | 0 | 7,225 | - |
| IRAQ | 11,087,672 | 9,324,261 | -15.9 | 26,100,343 | 22,920,233 | -12.18 |
| IRAN (ISLAMIC REPUBLIC OF) | 4,085,693 | 6,884,162 | 68.49 | 3,891,805 | 4,851,250 | 24.65 |
| SAUDI ARABIA | 17,858,989 | 21,164,163 | 18.51 | 21,882,877 | 22,116,370 | 1.07 |
| KUWAIT | 2,978,163 | 2,607,849 | -12.43 | 1,877,367 | 1,916,505 | 2.08 |
| JORDAN | 502,915 | 401,493 | -20.17 | 1,068,002 | 1,405,582 | 31.61 |
| LEBANON | 457,970 | 291,643 | -36.32 | 465,072 | 447,462 | -3.79 |
| YEMEN | 335,730 | 497,053 | 48.05 | 778,810 | 1,324,554 | 70.07 |
| OMAN | 309,140 | 336,487 | 8.85 | 293,525 | 427,511 | 45.65 |
| SYRIA ARAB REPUBLIC | 694,979 | 576,523 | -17.04 | 668,943 | 1,579,922 | 136.18 |
| TURKEY | 2,915,782 | 2,343,440 | -19.63 | 3,775,249 | 4,224,520 | 11.9 |
| UNITED ARAB EMIRATES | 13,660,349 | 20,721,637 | 51.69 | 11,656,088 | 29,734,744 | 155.1 |
| QATAR | 1,062,279 | 3,751,920 | 253.2 | 1,207,531 | 2,356,650 | 95.16 |
| BAHRAIN | 837,453 | 3,554,771 | 324.47 | 615,714 | 1,429,095 | 132.1 |
| CYPRUS | 240,348 | 164,040 | -31.75 | 132,281 | 244,383 | 84.75 |
| EGYPT | 2,000,894 | 1,326,719 | -33.69 | 2,003,502 | 2,311,416 | 15.37 |
| LIBYAN ARAB JAMAHIRIYA | 335,694 | 971,606 | 189.43 | 1,071,936 | 1,639,185 | 52.92 |
| MOROCCO | 165,809 | 387,092 | 133.46 | 423,902 | 415,701 | -1.93 |
| TUNISIA | 39,901 | 37,921 | -4.96 | 166,641 | 180,601 | 8.38 |
| ALGERIA | 3,945,582 | 2,032,414 | -48.49 | 9,836,676 | 4,925,668 | -49.93 |
| SUDAN | 2,244,035 | 1,676,602 | -25.29 | 7,055,738 | 4,635,684 | -34.3 |
| ERITREA | 335 | 0 | -100 | 890 | 0 | -100 |
| NAMIBIA | 51,453 | 227,291 | 341.74 | 48,988 | 61,111 | 24.75 |
| ETHIOPIA | 14,872 | 54,534 | 266.69 | 95,581 | 83,020 | -13.14 |
| TANZANIA, UNITED REPUBLIC OF | 414,945 | 435,680 | 5 | 664,059 | 539,707 | -18.73 |
| MADAGASCAR | 129,319 | 28,983 | -77.59 | 222,061 | 25,779 | -88.39 |
| KENYA | 2,047,575 | 2,440,870 | 19.21 | 3,280,736 | 2,516,075 | -23.31 |
| REUNION | 686,119 | 901,387 | 31.37 | 354,474 | 733,702 | 106.98 |
| MOZAMBIQUE | 268,487 | 79,610 | -70.35 | 1,044,598 | 107,550 | -89.7 |
| BOTSWANA | 6 | 18,000 | 299900 | 7 | 24,000 | 342757.14 |
| EQUATORIAL GUINEA | 96,350 | 51,633 | -46.41 | 97,798 | 140,859 | 44.03 |
| TOGO | 170,970 | 417,527 | 144.21 | 447,566 | 616,469 | 37.74 |
| GHANA | 4,031,446 | 3,119,926 | -22.61 | 4,852,196 | 5,183,040 | 6.82 |
| LIBERIA | 5,022 | 60,956 | 1113.78 | 2,662 | 86,068 | 3133.21 |
| GUINEA | 384,906 | 1,063,669 | 176.35 | 330,539 | 1,339,888 | 305.36 |
| ANGOLA | 614,462 | 1,472,226 | 139.6 | 634,127 | 1,450,472 | 128.74 |
| CONGO | 168,241 | 74,746 | -55.57 | 362,202 | 358,602 | -0.99 |
| CAMEROON | 358,233 | 269,155 | -24.87 | 758,416 | 282,205 | -62.79 |
| NIGERIA | 4,900,582 | 5,048,342 | 3.02 | 9,974,704 | 9,136,499 | -8.4 |
| SIERRA LEONE | 36,182 | 95,965 | 165.23 | 47,286 | 162,849 | 244.39 |
| GABON | 54,306 | 274,272 | 405.05 | 144,032 | 534,871 | 271.36 |
| COTE D'IVOIRE | 555,943 | 726,044 | 30.6 | 1,839,119 | 2,934,352 | 59.55 |
| SENEGAL | 78,316 | 106,440 | 35.91 | 185,988 | 305,465 | 64.24 |
| MAURITANIA | 209,507 | 1,023 | -99.51 | 255,325 | 1,490 | -99.42 |

TABEL 5. PERKEMBANGAN EKSPOR INDONESIA MENURUT KOMODITI DAN NEGARA TUJUAN

| JENIS BARANG | BERAT BERSIH (KG) | | PERUB | NILAI FOB (US \$) | | PERUB |
|-------------------------------|-------------------|--------------|---------|-------------------|--------------|---------|
| | JAN-SEP 2005 | JAN-SEP 2006 | % | JAN-SEP 2005 | JAN-SEP 2006 | % |
| | (1) | (2) | (3) | (4) | (5) | (6) |
| MALI | 45,925 | 254,551 | 454.28 | 34,277 | 260,617 | 660.33 |
| BENIN | 1,212,315 | 436,744 | -63.97 | 1,232,620 | 768,130 | -37.68 |
| BURKINA FASO | 54,438 | 54,159 | -0.51 | 178,598 | 184,823 | 3.49 |
| GAMBIA | 23,609 | 8,699 | -63.15 | 28,929 | 36,225 | 25.22 |
| U.S. VIRGIN ISLANDS | 22,078 | 493 | -97.77 | 2,917 | 6,724 | 130.51 |
| SEYCHELLES | 133,672 | 818,555 | 512.36 | 114,023 | 546,875 | 379.62 |
| UGANDA | 54,206 | 35,026 | -35.38 | 240,378 | 154,709 | -35.64 |
| NIGER | 93,661 | 865 | -99.08 | 76,090 | 1,370 | -98.2 |
| DJIBOUTI | 132,993 | 192,272 | 44.57 | 225,703 | 106,453 | -52.83 |
| SAINT HELENA | 111,806 | 0 | -100 | 44,533 | 0 | -100 |
| SAO TOME AND PRINCIPE | 7,220 | 14,440 | 100 | 7,600 | 14,250 | 87.5 |
| SWAZILAND | 61,228 | 233,994 | 282.17 | 251,669 | 527,146 | 109.46 |
| SOUTH AFRICA | 10,276,955 | 9,516,446 | -7.4 | 17,949,162 | 15,591,434 | -13.14 |
| ZIMBABWE | 0 | 4,966 | - | 0 | 23,824 | - |
| ZAMBIA | 44,718 | 514,261 | 1050.01 | 113,316 | 655,803 | 478.74 |
| MALAWI | 285,193 | 78,080 | -72.62 | 283,090 | 81,591 | -71.18 |
| COMOROS | 9,092 | 8,874 | -2.4 | 75,650 | 51,378 | -32.08 |
| BURUNDI | 0 | 7,875 | - | 0 | 26,915 | - |
| MAURITIUS | 528,284 | 1,287,108 | 143.64 | 418,073 | 3,503,763 | 738.07 |
| RWANDA | 0 | 34,943 | - | 0 | 3,275 | - |
| ZAIRE | 0 | 18 | - | 0 | 202 | - |
| VIRGIN ISLANDS (BRITISH) | 2,588 | 1,620 | -37.4 | 5,282 | 7,012 | 32.75 |
| AUSTRALIA | 38,817,596 | 58,452,510 | 50.58 | 58,021,839 | 107,348,801 | 85.01 |
| NEW ZEALAND | 5,476,643 | 6,309,631 | 15.21 | 6,524,344 | 9,178,799 | 40.69 |
| MICRONESIA, FEDERATED STATES | 41,449 | 12,093 | -70.82 | 34,255 | 15,134 | -55.82 |
| GUAM | 34,955 | 53,799 | 53.91 | 35,782 | 56,758 | 58.62 |
| PALAU | 89,312 | 2,487 | -97.22 | 42,327 | 3,961 | -90.64 |
| NEW CALEDONIA | 649,373 | 5,873,729 | 804.52 | 4,914,596 | 1,497,914 | -69.52 |
| NORTHERN MARIANA ISLANDS | 12,660 | 17,613 | 39.12 | 15,550 | 36,476 | 134.57 |
| SAINT VINCENT AND THE GRENADI | 34,511 | 3,846 | -88.86 | 25,332 | 4,016 | -84.15 |
| VANUATU | 29,628 | 113,016 | 281.45 | 7,849 | 88,862 | 1032.14 |
| WALLIS AND FUTUNA ISLANDS | 0 | 2,140 | - | 0 | 2,696 | - |
| AMERICAN SAMOA | 65,158 | 13,713 | -78.95 | 424,495 | 9,337 | -97.8 |
| COOK ISLANDS | 23,053 | 2,592 | -88.76 | 30,484 | 19,988 | -34.43 |
| FIJI | 901,800 | 1,457,609 | 61.63 | 872,493 | 1,956,102 | 124.2 |
| KIRIBATI | 7,233 | 0 | -100 | 7,141 | 0 | -100 |
| MARSHALL ISLANDS | 7,737 | 23,716 | 206.53 | 22,849 | 38,043 | 66.5 |
| SAMOA | 36,391 | 156,380 | 329.72 | 17,257 | 69,013 | 299.91 |
| SOLOMON ISLANDS | 135,058 | 231,876 | 71.69 | 494,493 | 860,246 | 73.97 |
| TONGA | 198,111 | 221,662 | 11.89 | 193,429 | 302,068 | 56.16 |
| TUVALU | 30 | 453 | 1410 | 22 | 364 | 1554.55 |
| CHRISTMAS ISLANDS | 20,293 | 245 | -98.79 | 52,128 | 942 | -98.19 |
| EAST TIMOR | 2,972,236 | 628,000 | -78.87 | 1,645,564 | 636,506 | -61.32 |
| UNITED STATES | 60,819,047 | 67,062,322 | 10.27 | 237,168,172 | 270,845,093 | 14.2 |
| CANADA | 5,882,990 | 8,468,575 | 43.95 | 12,648,763 | 16,455,419 | 30.1 |
| MEXICO | 2,242,343 | 2,590,906 | 15.54 | 11,201,159 | 9,379,913 | -16.26 |
| GUATEMALA | 88,828 | 38,624 | -56.52 | 270,364 | 182,551 | -32.48 |
| HONDURAS | 45,365 | 20,166 | -55.55 | 79,161 | 19,929 | -74.82 |
| NICARAGUA | 1,147 | 937 | -18.31 | 11,844 | 3,597 | -69.63 |
| PANAMA | 164,635 | 1,125,549 | 583.66 | 1,083,111 | 5,972,686 | 451.44 |
| CUBA | 54,628 | 4,938 | -90.96 | 179,751 | 69,781 | -61.18 |
| SURINAME | 88,663 | 21,649 | -75.58 | 181,082 | 79,316 | -56.2 |
| CHILE | 1,492,063 | 194,410 | -86.97 | 2,016,824 | 970,904 | -51.86 |
| VENEZUELA | 3,298,210 | 4,313,191 | 30.77 | 991,898 | 1,387,683 | 39.9 |
| ARGENTINA | 669,083 | 811,247 | 21.25 | 5,239,731 | 5,959,793 | 13.74 |
| BRAZIL | 1,082,948 | 2,903,816 | 168.14 | 4,614,485 | 7,307,714 | 58.36 |
| COLOMBIA | 346,466 | 269,091 | -22.33 | 355,300 | 413,461 | 16.37 |
| BOLIVIA | 15,910 | 15,453 | -2.87 | 122,298 | 74,967 | -38.7 |
| URUGUAY | 174,659 | 224,969 | 28.8 | 103,745 | 207,340 | 99.86 |
| PARAGUAY | 106,712 | 105,850 | -0.81 | 334,879 | 209,787 | -37.35 |
| ECUADOR | 427,173 | 827,668 | 93.75 | 660,526 | 1,780,288 | 169.53 |
| PERU | 136,377 | 286,987 | 110.44 | 219,923 | 1,053,243 | 378.91 |
| GUYANA | 98,095 | 53,897 | -45.06 | 76,639 | 64,704 | -15.57 |
| TRINIDAD AND TOBAGO | 216,476 | 83,862 | -61.26 | 458,434 | 314,343 | -31.43 |
| BAHAMAS | 23,997 | 1,181 | -95.08 | 20,824 | 4,595 | -77.93 |
| JAMAICA | 6,352 | 5,127 | -19.29 | 43,338 | 11,936 | -72.46 |
| PUERTO RICO | 80,804 | 60,427 | -25.22 | 61,244 | 225,822 | 268.73 |
| BELIZE | 527 | 21,194 | 3921.63 | 5,155 | 33,906 | 557.73 |
| DOMINICAN REPUBLIC | 13,773 | 246,794 | 1691.87 | 40,672 | 299,350 | 636.01 |
| EL SALVADOR | 188,008 | 140,310 | -25.37 | 767,600 | 757,287 | -1.34 |
| COSTA RICA | 271,362 | 503,364 | 85.5 | 343,118 | 390,436 | 13.79 |
| HAITI | 234,458 | 276,598 | 17.97 | 292,908 | 398,997 | 36.22 |
| BARBADOS | 9,750 | 38,190 | 291.69 | 15,429 | 50,213 | 225.45 |
| ANTIGUA AND BARBUDA | 10,278 | 33,716 | 228.04 | 50,041 | 21,097 | -57.84 |
| ANGUILLA | 85,733 | 2,908 | -96.61 | 15,171 | 1,987 | -86.9 |
| ARUBA | 211 | 18,980 | 8895.26 | 495 | 22,750 | 4495.96 |

TABEL 5. PERKEMBANGAN EKSPOR INDONESIA MENURUT KOMODITI DAN NEGARA TUJUAN

| JENIS BARANG | BERAT BERSIH (KG) | | PERUB | NILAI FOB (US \$) | | PERUB |
|-----------------------------|----------------------|----------------------|---------------|----------------------|----------------------|-------------|
| | JAN-SEP 2005 | JAN-SEP 2006 | % | JAN-SEP 2005 | JAN-SEP 2006 | % |
| (1) | (2) | (3) | (4) | (5) | (6) | (7) |
| BERMUDA | 284 | 420 | 47.89 | 4,170 | 3,362 | -19.38 |
| CAPE VERDE | 10,940 | 57,509 | 425.68 | 65,360 | 119,029 | 82.11 |
| CAYMAN ISLANDS | 539,391 | 128,788 | -76.12 | 131,622 | 33,784 | -74.33 |
| DOMINICA | 120 | 2,617 | 2080.83 | 72 | 14,987 | 20715.28 |
| FALKLAND ISLANDS (MALVINAS) | 148 | 126 | -14.86 | 476 | 472 | -0.84 |
| FRENCH GUIANA | 5,603 | 2,463 | -56.04 | 17,562 | 4,651 | -73.52 |
| FRENCH POLYNESIA | 268,810 | 648,097 | 141.1 | 329,854 | 562,936 | 70.66 |
| GRENADA | 861 | 468 | -45.64 | 2,438 | 2,653 | 8.82 |
| MARTINIQUE | 16,835 | 7,836 | -53.45 | 56,651 | 35,749 | -36.9 |
| NETHERLANDS ANTILLES | 42,246 | 15,830 | -62.53 | 70,168 | 149,011 | 112.36 |
| SAINT LUCIA | 573 | 45,517 | 7843.63 | 3,221 | 49,599 | 1439.86 |
| TURKS AND CAICOS ISLANDS | 141,629 | 110,141 | -22.23 | 60,424 | 40,649 | -32.73 |
| GUADELOUPE | 46,527 | 121,666 | 161.5 | 102,538 | 149,591 | 45.89 |
| SAINT KITTS AND NEVIS | 469 | 651 | 38.81 | 1,492 | 5,650 | 278.69 |
| UNITED KINGDOM | 8,722,827 | 5,946,103 | -31.83 | 25,924,194 | 29,131,767 | 12.37 |
| NETHERLANDS | 18,472,191 | 8,485,132 | -54.07 | 23,418,903 | 21,502,651 | -8.18 |
| FRANCE | 7,103,310 | 8,326,434 | 17.22 | 18,361,592 | 24,774,489 | 34.93 |
| GERMANY, FED. REP. OF | 8,884,088 | 8,295,765 | -6.62 | 50,868,414 | 56,514,360 | 11.1 |
| AUSTRIA | 575,299 | 595,178 | 3.46 | 2,459,445 | 2,437,981 | -0.87 |
| BELGIUM | 6,097,381 | 9,544,420 | 56.53 | 27,758,440 | 38,283,465 | 37.92 |
| SWITZERLAND | 181,724 | 338,325 | 86.18 | 1,165,628 | 2,079,840 | 78.43 |
| LUXEMBOURG | 25,050 | 111,943 | 346.88 | 166,794 | 61,945 | -62.86 |
| GIBRALTAR | 0 | 18 | - | 0 | 643 | - |
| MONACO | 0 | 8,911 | - | 0 | 92,915 | - |
| DENMARK | 1,341,003 | 1,822,005 | 35.87 | 5,460,270 | 7,723,115 | 41.44 |
| NORWAY | 34,585,427 | 17,937,887 | -48.13 | 4,478,730 | 3,966,842 | -11.43 |
| SWEDEN | 840,705 | 1,023,394 | 21.73 | 4,860,661 | 5,644,651 | 16.13 |
| FINLAND | 659,814 | 704,283 | 6.74 | 4,683,768 | 4,955,789 | 5.81 |
| IRELAND | 117,569 | 175,209 | 49.03 | 798,386 | 886,284 | 11.01 |
| ITALY | 8,910,777 | 9,884,345 | 10.93 | 24,839,881 | 34,043,025 | 37.05 |
| SPAIN | 2,196,510 | 2,940,760 | 33.88 | 5,358,855 | 7,559,517 | 41.07 |
| PORTUGAL | 124,511 | 159,433 | 28.05 | 374,539 | 772,113 | 106.15 |
| ICELAND | 1,596 | 3,271 | 104.95 | 6,237 | 13,587 | 117.85 |
| GREECE | 901,812 | 2,428,741 | 169.32 | 3,446,583 | 7,677,953 | 122.77 |
| ANDORRA | 5 | 0 | -100 | 67 | 0 | -100 |
| CZECHOSLOVAKIA | 112,620 | 133,520 | 18.56 | 119,632 | 110,469 | -7.66 |
| HUNGARY | 195,191 | 176,683 | -9.48 | 850,989 | 573,558 | -32.6 |
| POLAND | 622,268 | 961,346 | 54.49 | 3,135,838 | 6,050,706 | 92.95 |
| ROMANIA | 75,166 | 72,706 | -3.27 | 247,835 | 386,469 | 55.94 |
| BULGARIA | 105,411 | 173,277 | 64.38 | 304,208 | 735,117 | 141.65 |
| YUGOSLAVIA | 7,706 | 5,746 | -25.43 | 28,632 | 29,663 | 3.6 |
| ALBANIA | 0 | 1,227 | - | 0 | 250 | - |
| ARMENIA | 265 | 12,701 | 4692.83 | 1,560 | 9,843 | 530.96 |
| AZERBAIJAN | 3,838 | 22 | -99.43 | 7,323 | 2,285 | -68.8 |
| KAZAKHSTAN | 715 | 80 | -88.81 | 14,636 | 1,464 | -90 |
| TAJIKISTAN | 44 | 0 | -100 | 873 | 0 | -100 |
| TURKMENISTAN | 0 | 50 | - | 0 | 7,886 | - |
| UKRAINE | 359,917 | 473,211 | 31.48 | 476,011 | 711,833 | 49.54 |
| LITHUANIA | 20,227 | 69,217 | 242.2 | 262,207 | 411,242 | 56.84 |
| LATVIA | 73,151 | 25,120 | -65.66 | 323,390 | 531,125 | 64.24 |
| ESTONIA | 600,437 | 645,085 | 7.44 | 179,400 | 215,050 | 19.87 |
| GEORGIA | 575 | 235 | -59.13 | 6,605 | 882 | -86.65 |
| CROATIA | 98,238 | 71,858 | -26.85 | 176,321 | 157,503 | -10.67 |
| BOSNIA AND HERZEGOVINA | 45,440 | 0 | -100 | 49,588 | 0 | -100 |
| MALTA | 176,415 | 6,395 | -96.38 | 179,821 | 32,905 | -81.7 |
| SLOVAKIA | 81,492 | 69,151 | -15.14 | 2,097,101 | 1,050,602 | -49.9 |
| SLOVENIA | 194,611 | 212,746 | 9.32 | 300,490 | 303,364 | 0.96 |
| CZECH REPUBLIC | 175,039 | 107,018 | -38.86 | 308,454 | 451,834 | 46.48 |
| REP. OF MACEDONIA | 0 | 6,307 | - | 0 | 19,773 | - |
| FAEROE ISLANDS | 9,515 | 0 | -100 | 98,718 | 0 | -100 |
| RUSSIA FEDERATION | 1,600,686 | 921,156 | -42.45 | 4,104,544 | 2,768,201 | -32.56 |
| BIJI TEMBAGA | 1,700,470,460 | 1,448,017,011 | -14.85 | 2,178,289,875 | 2,781,587,929 | 27.7 |
| JAPAN | 436,007,724 | 616,218,622 | 41.33 | 545,279,495 | 1,173,825,680 | 115.27 |
| HONG KONG | 0 | 1 | - | 0 | 44 | - |
| KOREA, REPUBLIC OF | 219,542,945 | 178,829,292 | -18.54 | 268,813,042 | 341,792,203 | 27.15 |
| CHINA | 81,676,109 | 63,880,152 | -21.79 | 102,366,293 | 109,466,153 | 6.94 |
| SINGAPORE | 15,771 | 20,000 | 26.82 | 18,318 | 4,000 | -78.16 |
| PHILIPPINES | 158,033,084 | 71,536,858 | -54.73 | 217,607,959 | 134,927,852 | -37.99 |
| INDIA | 367,136,509 | 186,886,134 | -49.1 | 469,951,275 | 355,945,064 | -24.26 |
| GERMANY, FED. REP. OF | 54,343,298 | 0 | -100 | 60,916,877 | 0 | -100 |
| FINLAND | 21,120,772 | 0 | -100 | 28,836,198 | 0 | -100 |
| SPAIN | 345,227,248 | 330,645,952 | -4.22 | 461,403,950 | 665,626,933 | 44.26 |
| BULGARIA | 17,367,000 | 0 | -100 | 23,096,468 | 0 | -100 |
| BIJI NIKEL | 2,585,700,150 | 2,565,272,471 | -0.79 | 100,653,300 | 109,586,472 | 8.88 |

TABEL 5. PERKEMBANGAN EKSPOR INDONESIA MENURUT KOMODITI DAN NEGARA TUJUAN

| JENIS BARANG | BERAT BERSIH (KG) | | PERUB | NILAI FOB (US \$) | | PERUB |
|-------------------------------|-----------------------|------------------------|---------------|----------------------|----------------------|---------------|
| | JAN-SEP 2005 | JAN-SEP 2006 | % | JAN-SEP 2005 | JAN-SEP 2006 | % |
| (1) | (2) | (3) | (4) | (5) | (6) | (7) |
| JAPAN | 1,412,900,200 | 1,485,061,499 | 5.11 | 73,552,226 | 66,439,265 | -9.67 |
| KOREA, REPUBLIC OF | 3,000,000 | 0 | -100 | 66,000 | 0 | -100 |
| CHINA | 73,353,000 | 26,500,000 | -63.87 | 256,735 | 809,310 | 215.23 |
| SINGAPORE | 6,950 | 0 | -100 | 510 | 0 | -100 |
| AUSTRALIA | 697,372,000 | 368,747,758 | -47.12 | 11,534,231 | 10,219,309 | -11.4 |
| CANADA | 0 | 700 | - | 0 | 300 | - |
| GREECE | 47,082,000 | 92,388,514 | 96.23 | 2,900,861 | 6,231,372 | 114.81 |
| VATICAN CITY STATE (HOLY SEE) | 50,000,000 | 0 | -100 | 1,344,045 | 0 | -100 |
| UKRAINE | 301,986,000 | 592,574,000 | 96.23 | 10,998,692 | 25,886,916 | 135.36 |
| BAUKSIT | 1,645,394,919 | 5,042,607,489 | 206.47 | 16,933,127 | 40,629,801 | 139.94 |
| JAPAN | 555,709,925 | 532,757,000 | -4.13 | 6,039,672 | 6,034,973 | -0.08 |
| TAIWAN | 13,500,000 | 50,800,000 | 276.3 | 47,250 | 177,800 | 276.3 |
| CHINA | 994,523,635 | 4,414,549,489 | 343.89 | 9,223,300 | 33,836,463 | 266.86 |
| THAILAND | 0 | 8,500,000 | - | 0 | 29,750 | - |
| SINGAPORE | 56,866,359 | 0 | -100 | 639,009 | 0 | -100 |
| NETHERLANDS | 24,795,000 | 0 | -100 | 983,896 | 0 | -100 |
| RUSSIA FEDERATION | 0 | 36,001,000 | - | 0 | 550,815 | - |
| BIJI TIMAH/TIN | 1,200,298 | 433,374 | -63.89 | 350,069 | 72,624 | -79.25 |
| JAPAN | 42 | 0 | -100 | 21 | 0 | -100 |
| CHINA | 0 | 21,300 | - | 0 | 9,300 | - |
| THAILAND | 707,400 | 12 | -100 | 141,480 | 6 | -100 |
| SINGAPORE | 360,000 | 360 | -99.9 | 99,000 | 990 | -99 |
| MALAYSIA | 6,670 | 379,782 | 5593.88 | 14,410 | 4,177 | -71.01 |
| TURKEY | 80,000 | 0 | -100 | 88,000 | 0 | -100 |
| MAURITANIA | 3,840 | 0 | -100 | 518 | 0 | -100 |
| GERMANY, FED. REP. OF | 42,200 | 0 | -100 | 5,790 | 0 | -100 |
| BELGIUM | 0 | 28,420 | - | 0 | 4,511 | - |
| SWEDEN | 0 | 3,500 | - | 0 | 53,640 | - |
| RUSSIA FEDERATION | 146 | 0 | -100 | 850 | 0 | -100 |
| BATU BARA | 93,979,950,324 | 129,694,921,912 | 38 | 3,110,803,466 | 4,313,448,112 | 38.66 |
| JAPAN | 20,143,546,899 | 25,282,727,297 | 25.51 | 778,564,708 | 962,524,820 | 23.63 |
| HONG KONG | 7,480,829,462 | 8,843,732,124 | 18.22 | 241,350,814 | 275,525,789 | 14.16 |
| KOREA, DEMOCRATIC PEOPLE'S R | 30,636,000 | 125,737,000 | 310.42 | 965,034 | 4,151,056 | 330.15 |
| KOREA, REPUBLIC OF | 10,659,638,811 | 14,780,373,176 | 38.66 | 332,078,009 | 453,022,183 | 36.42 |
| TAIWAN | 12,878,385,241 | 19,822,049,027 | 53.92 | 472,253,315 | 703,275,003 | 48.92 |
| CHINA | 1,632,597,184 | 3,407,552,351 | 108.72 | 39,289,967 | 96,699,264 | 146.12 |
| PAPUA NEW GUINEA | 0 | 47,000,000 | - | 0 | 822,500 | - |
| THAILAND | 4,739,128,673 | 5,906,060,429 | 24.62 | 137,640,615 | 166,527,161 | 20.99 |
| SINGAPORE | 88,727,127 | 53,566,040 | -39.63 | 4,498,839 | 1,789,623 | -60.22 |
| PHILIPPINES | 2,751,501,796 | 3,855,814,046 | 40.13 | 101,138,383 | 131,958,887 | 30.47 |
| MALAYSIA | 5,607,527,585 | 6,657,362,226 | 18.72 | 148,661,482 | 203,118,133 | 36.63 |
| VIET NAM | 139,214,394 | 382,684,028 | 174.89 | 4,771,319 | 14,210,921 | 197.84 |
| INDIA | 11,205,779,263 | 14,770,837,928 | 31.81 | 308,175,471 | 435,824,102 | 41.42 |
| PAKISTAN | 763,840,716 | 1,033,612,315 | 35.32 | 25,865,860 | 36,413,733 | 40.78 |
| SRI LANKA | 71,451,000 | 79,165,238 | 10.8 | 1,359,726 | 2,700,792 | 98.63 |
| IRAQ | 15,028,000 | 0 | -100 | 480,896 | 0 | -100 |
| TURKEY | 0 | 41,301,000 | - | 0 | 1,156,428 | - |
| UNITED ARAB EMIRATES | 53,955,000 | 0 | -100 | 2,050,290 | 0 | -100 |
| MOROCCO | 0 | 183,235,000 | - | 0 | 6,450,271 | - |
| GHANA | 0 | 1 | - | 0 | 1 | - |
| LIBERIA | 64,328,000 | 0 | -100 | 1,460,245 | 0 | -100 |
| CAMEROON | 41,079,000 | 0 | -100 | 790,770 | 0 | -100 |
| SIERRA LEONE | 73,073,000 | 215,500,000 | 194.91 | 1,223,972 | 5,703,135 | 365.95 |
| SOUTH AFRICA | 535 | 0 | -100 | 2 | 0 | -100 |
| AUSTRALIA | 8,102,654 | 727 | -99.99 | 203,069 | 125 | -99.94 |
| NEW ZEALAND | 725,303,000 | 1,097,958,800 | 51.38 | 13,397,750 | 27,309,365 | 103.84 |
| COOK ISLANDS | 100,000 | 0 | -100 | 4,000 | 0 | -100 |
| MARSHALL ISLANDS | 0 | 399,764,000 | - | 0 | 11,401,446 | - |
| EAST TIMOR | 0 | 8,908 | - | 0 | 2,486 | - |
| UNITED STATES | 1,341,451,371 | 2,665,513,000 | 98.7 | 35,230,727 | 71,835,788 | 103.9 |
| CANADA | 0 | 58,948,000 | - | 0 | 1,711,260 | - |
| CHILE | 1,016,171,889 | 1,432,561,677 | 40.98 | 30,226,589 | 46,448,752 | 53.67 |
| BRAZIL | 73,807,000 | 72,925,000 | -1.2 | 4,639,508 | 2,501,327 | -46.09 |
| UNITED KINGDOM | 895,753,200 | 1,482,925,000 | 65.55 | 19,108,812 | 43,474,484 | 127.51 |
| NETHERLANDS | 1,461,085,704 | 3,343,366,000 | 128.83 | 52,485,230 | 120,385,128 | 129.37 |
| FRANCE | 340,561,000 | 481,145,000 | 41.28 | 10,906,900 | 20,365,764 | 86.72 |
| GERMANY, FED. REP. OF | 61,829,100 | 271,008,001 | 338.32 | 2,751,750 | 14,211,717 | 416.46 |
| BELGIUM | 0 | 73,483,000 | - | 0 | 2,204,520 | - |
| SWITZERLAND | 1,437,172,000 | 2,074,455,763 | 44.34 | 59,450,172 | 70,051,592 | 17.83 |
| DENMARK | 0 | 399,134,000 | - | 0 | 16,692,598 | - |
| IRELAND | 602,400,000 | 616,099,736 | 2.27 | 39,056,331 | 24,938,902 | -36.15 |
| ITALY | 4,812,117,742 | 5,455,596,315 | 13.37 | 163,481,929 | 206,399,277 | 26.25 |
| SPAIN | 2,380,549,174 | 2,871,776,759 | 20.64 | 69,100,746 | 82,305,280 | 19.11 |

TABEL 5. PERKEMBANGAN EKSPOR INDONESIA MENURUT KOMODITI DAN NEGARA TUJUAN

| JENIS BARANG | BERAT BERSIH (KG) | | PERUB | NILAI FOB (US \$) | | PERUB |
|------------------------------|----------------------|----------------------|--------------|-------------------|-------------------|---------------|
| | JAN-SEP 2005 | JAN-SEP 2006 | % | JAN-SEP 2005 | JAN-SEP 2006 | % |
| (1) | (2) | (3) | (4) | (5) | (6) | (7) |
| PORTUGAL | 0 | 314,158,000 | - | 0 | 16,895,491 | - |
| GREECE | 0 | 182,201,000 | - | 0 | 7,116,432 | - |
| CROATIA | 95,334,000 | 203,362,000 | 113.32 | 3,138,684 | 7,247,523 | 130.91 |
| SLOVENIA | 287,944,804 | 710,222,000 | 146.65 | 5,001,552 | 18,075,053 | 261.39 |
| GRANIT | 5,786,906,800 | 5,426,506,748 | -6.23 | 21,333,078 | 18,816,223 | -11.8 |
| JAPAN | 1,329 | 1,500 | 12.87 | 1,320 | 300 | -77.27 |
| CHINA | 32,956,000 | 0 | -100 | 127,280 | 0 | -100 |
| THAILAND | 24,000 | 0 | -100 | 1,000 | 0 | -100 |
| SINGAPORE | 5,695,968,408 | 5,413,683,658 | -4.96 | 18,850,322 | 18,729,885 | -0.64 |
| MALAYSIA | 35,627,000 | 7,141,500 | -79.95 | 137,774 | 56,574 | -58.94 |
| UNITED ARAB EMIRATES | 540,854 | 0 | -100 | 57,843 | 0 | -100 |
| SUDAN | 2,900,000 | 0 | -100 | 11,904 | 0 | -100 |
| AUSTRALIA | 16,470,790 | 5,680,090 | -65.51 | 2,140,667 | 29,464 | -98.62 |
| NETHERLANDS | 2,418,419 | 0 | -100 | 4,968 | 0 | -100 |
| PASIR ALAM | 2,875,645,437 | 2,836,196,656 | -1.37 | 5,882,598 | 20,385,400 | 246.54 |
| JAPAN | 950 | 252 | -73.47 | 17,548 | 63 | -99.64 |
| HONG KONG | 0 | 1,256,089 | - | 0 | 232,523 | - |
| KOREA, REPUBLIC OF | 96,167 | 40,000 | -58.41 | 45,039 | 4,360 | -90.32 |
| TAIWAN | 8 | 10,000 | 124900 | 54 | 3,800 | 6937.04 |
| CHINA | 4,099,281 | 44,889,694 | 995.06 | 141,080 | 13,353,648 | 9365.3 |
| THAILAND | 6,040,342 | 6,020,812 | -0.32 | 63,680 | 64,456 | 1.22 |
| SINGAPORE | 2,712,336,589 | 2,763,876,497 | 1.9 | 5,129,080 | 5,373,486 | 4.77 |
| PHILIPPINES | 4,000,000 | 4,065,000 | 1.63 | 40,000 | 43,475 | 8.69 |
| MALAYSIA | 112,910,000 | 416,200 | -99.63 | 244,472 | 92,937 | -61.98 |
| INDIA | 0 | 20,000 | - | 0 | 1,795 | - |
| SRI LANKA | 29,000,111 | 15,159,904 | -47.72 | 179,063 | 78,639 | -56.08 |
| UNITED ARAB EMIRATES | 0 | 374,700 | - | 0 | 1,124,100 | - |
| SAO TOME AND PRINCIPE | 3,451 | 0 | -100 | 7,334 | 0 | -100 |
| AUSTRALIA | 7,158,538 | 48 | -100 | 15,248 | 48 | -99.69 |
| UNITED STATES | 0 | 60 | - | 0 | 20 | - |
| GERMANY, FED. REP. OF | 0 | 21,000 | - | 0 | 11,550 | - |
| SWITZERLAND | 0 | 46,000 | - | 0 | 460 | - |
| ITALY | 0 | 400 | - | 0 | 40 | - |
| HASIL TAMBANG LAIN | 3,514,855,793 | 5,056,941,957 | 43.87 | 58,414,876 | 97,355,800 | 66.66 |
| JAPAN | 27,596,945 | 12,061,621 | -56.29 | 2,096,549 | 963,684 | -54.03 |
| HONG KONG | 4,631,110 | 16,710,827 | 260.84 | 628,186 | 565,208 | -10.03 |
| KOREA, REPUBLIC OF | 11,940,055 | 9,791,801 | -17.99 | 1,236,962 | 1,720,624 | 39.1 |
| TAIWAN | 109,630,863 | 48,566,830 | -55.7 | 3,360,228 | 2,314,373 | -31.12 |
| CHINA | 840,799,153 | 2,033,412,548 | 141.84 | 27,606,136 | 63,094,725 | 128.55 |
| MONGOLIA | 0 | 21,000 | - | 0 | 3,702 | - |
| MACAU | 99,997 | 0 | -100 | 37,200 | 0 | -100 |
| PAPUA NEW GUINEA | 72 | 106,343 | 147598.61 | 218 | 17,524 | 7938.53 |
| THAILAND | 30,497,016 | 21,954,336 | -28.01 | 2,237,366 | 2,317,903 | 3.6 |
| SINGAPORE | 2,386,437,047 | 2,719,069,296 | 13.94 | 6,526,465 | 8,170,052 | 25.18 |
| PHILIPPINES | 7,219,947 | 8,816,045 | 22.11 | 1,238,869 | 1,871,768 | 51.09 |
| MALAYSIA | 31,171,881 | 28,995,599 | -6.98 | 4,061,849 | 2,247,232 | -44.67 |
| MYANMAR (FORM. BURMA) | 1,047,000 | 497,600 | -52.47 | 139,095 | 61,034 | -56.12 |
| CAMBODIA | 5,568,290 | 7,536,186 | 35.34 | 538,420 | 552,364 | 2.59 |
| VIET NAM | 17,398,622 | 9,412,206 | -45.9 | 860,317 | 689,022 | -19.91 |
| MALDIVES | 0 | 27,919 | - | 0 | 10,529 | - |
| INDIA | 1,597,966 | 22,787,195 | 1326.01 | 190,801 | 502,200 | 163.21 |
| PAKISTAN | 100 | 26,110 | 26010 | 250 | 3,104 | 1141.6 |
| BANGLADESH | 16,853,650 | 18,057,946 | 7.15 | 1,982,194 | 2,367,524 | 19.44 |
| SRI LANKA | 209,840 | 425,055 | 102.56 | 17,968 | 50,320 | 180.05 |
| IRAN (ISLAMIC REPUBLIC OF) | 0 | 60,000 | - | 0 | 7,350 | - |
| SAUDI ARABIA | 80,402 | 16,947 | -78.92 | 23,434 | 5,200 | -77.81 |
| KUWAIT | 10,833 | 17,371 | 60.35 | 1,600 | 1,900 | 18.75 |
| TURKEY | 96,000 | 48,024 | -49.98 | 3,840 | 720 | -81.25 |
| UNITED ARAB EMIRATES | 1,882,000 | 40,150,068 | 2033.37 | 176,600 | 598,480 | 238.89 |
| EGYPT | 0 | 47,000 | - | 0 | 470 | - |
| TANZANIA, UNITED REPUBLIC OF | 304,000 | 342,500 | 12.66 | 58,274 | 64,466 | 10.63 |
| KENYA | 779,000 | 1,200,930 | 54.16 | 147,107 | 240,252 | 63.32 |
| REUNION | 147 | 0 | -100 | 1,501 | 0 | -100 |
| ANGOLA | 0 | 635,874 | - | 0 | 101,955 | - |
| NIGERIA | 40,000 | 246,796 | 516.99 | 8,454 | 78,767 | 831.71 |
| SENEGAL | 44,000 | 0 | -100 | 2,354 | 0 | -100 |
| SOUTH AFRICA | 971,891 | 892,777 | -8.14 | 80,440 | 178,703 | 122.16 |
| COMOROS | 2,619 | 0 | -100 | 5,470 | 0 | -100 |
| MAURITIUS | 0 | 197 | - | 0 | 882 | - |
| AUSTRALIA | 10,751,679 | 2,238,589 | -79.18 | 1,199,107 | 817,430 | -31.83 |
| NEW ZEALAND | 286,984 | 97,249 | -66.11 | 52,297 | 13,927 | -73.37 |
| PALAU | 750 | 901 | 20.13 | 3,000 | 6,309 | 110.3 |
| VANUATU | 0 | 0 | -100 | 800 | 0 | -100 |

TABEL 5. PERKEMBANGAN EKSPOR INDONESIA MENURUT KOMODITI DAN NEGARA TUJUAN

| JENIS BARANG | BERAT BERSIH (KG) | | PERUB | NILAI FOB (US \$) | | PERUB |
|----------------------------|-------------------|------------------|--------------|-------------------|------------------|--------------|
| | JAN-SEP 2005 | JAN-SEP 2006 | % | JAN-SEP 2005 | JAN-SEP 2006 | % |
| | (1) | (2) | (3) | (4) | (5) | (6) |
| FIJI | 532,363 | 0 | -100 | 73,846 | 0 | -100 |
| SAMOA | 0 | 2,413 | - | 0 | 18,826 | - |
| SOLOMON ISLANDS | 407,501 | 0 | -100 | 224,666 | 0 | -100 |
| TONGA | 0 | 12,911 | - | 0 | 4,389 | - |
| EAST TIMOR | 703,793 | 0 | -100 | 166,802 | 0 | -100 |
| UNITED STATES | 3,245,602 | 1,778,364 | -45.21 | 1,416,378 | 1,127,618 | -20.39 |
| CANADA | 93,514 | 19,435 | -79.22 | 84,105 | 16,018 | -80.95 |
| PANAMA | 0 | 30,000 | - | 0 | 4,640 | - |
| BRAZIL | 0 | 73,657 | - | 0 | 20,532 | - |
| TRINIDAD AND TOBAGO | 499 | 0 | -100 | 393 | 0 | -100 |
| JAMAICA | 3 | 0 | -100 | 12 | 0 | -100 |
| CAYMAN ISLANDS | 35 | 0 | -100 | 85 | 0 | -100 |
| MARTINIQUE | 0 | 34 | - | 0 | 159 | - |
| UNITED KINGDOM | 754,272 | 234,426 | -68.92 | 54,215 | 63,402 | 16.95 |
| NETHERLANDS | 2,884 | 115,443 | 3902.88 | 4,371 | 167,569 | 3733.65 |
| FRANCE | 12,883 | 58,390 | 353.23 | 15,144 | 12,828 | -15.29 |
| GERMANY, FED. REP. OF | 6,286 | 5,348 | -14.92 | 4,692 | 6,449 | 37.45 |
| AUSTRIA | 115 | 0 | -100 | 43 | 0 | -100 |
| BELGIUM | 20,913 | 114,136 | 445.77 | 1,744,949 | 5,213,230 | 198.76 |
| SWITZERLAND | 707,118 | 49,626,301 | 6918.11 | 41,285 | 774,806 | 1776.73 |
| LUXEMBOURG | 0 | 99 | - | 0 | 1,188 | - |
| NORWAY | 0 | 40,400 | - | 0 | 2,020 | - |
| FINLAND | 10,000 | 0 | -100 | 900 | 0 | -100 |
| IRELAND | 82 | 0 | -100 | 270 | 0 | -100 |
| ITALY | 92 | 67,813 | 73609.78 | 371 | 15,811 | 4161.73 |
| SPAIN | 1,415 | 327,116 | 23017.74 | 2,463 | 210,594 | 8450.3 |
| PORTUGAL | 300,013 | 0 | -100 | 19,519 | 0 | -100 |
| ICELAND | 0 | 144,094 | - | 0 | 48,165 | - |
| GREECE | 129 | 19,791 | 15241.86 | 48 | 7,800 | 16150 |
| KYRGYZSTAN | 105,000 | 0 | -100 | 29,800 | 0 | -100 |
| CROATIA | 708 | 0 | -100 | 7,168 | 0 | -100 |
| CZECH REPUBLIC | 0 | 100 | - | 0 | 53 | - |
| BARANG-BARANG SENI | 2,167,003 | 2,139,697 | -1.26 | 5,179,986 | 6,765,465 | 30.61 |
| JAPAN | 87,870 | 108,710 | 23.72 | 213,735 | 426,331 | 99.47 |
| HONG KONG | 50,873 | 15,408 | -69.71 | 284,492 | 394,100 | 38.53 |
| KOREA, REPUBLIC OF | 12,651 | 112,470 | 789.02 | 13,029 | 111,040 | 752.25 |
| TAIWAN | 26,422 | 14,707 | -44.34 | 76,614 | 37,267 | -51.36 |
| CHINA | 528 | 6,045 | 1044.89 | 1,487 | 53,552 | 3501.34 |
| PAPUA NEW GUINEA | 127 | 0 | -100 | 844 | 0 | -100 |
| THAILAND | 13,777 | 3,978 | -71.13 | 95,132 | 6,467 | -93.2 |
| SINGAPORE | 121,539 | 32,250 | -73.47 | 130,543 | 1,576,438 | 1107.6 |
| PHILIPPINES | 54,460 | 2,757 | -94.94 | 5,496 | 5,745 | 4.53 |
| MALAYSIA | 85,918 | 136,609 | 59 | 214,776 | 200,404 | -6.69 |
| BRUNEI DARUSSALAM | 1,322 | 296 | -77.61 | 1,632 | 232 | -85.78 |
| VIET NAM | 144,392 | 92 | -99.94 | 79,145 | 1,318 | -98.33 |
| MALDIVES | 249 | 1,197 | 380.72 | 1,807 | 9,461 | 423.57 |
| INDIA | 169 | 4,853 | 2771.6 | 440 | 9,531 | 2066.14 |
| BANGLADESH | 0 | 1,889 | - | 0 | 724 | - |
| SRI LANKA | 0 | 633 | - | 0 | 1,601 | - |
| AFGHANISTAN | 560 | 0 | -100 | 1,672 | 0 | -100 |
| IRAN (ISLAMIC REPUBLIC OF) | 5,783 | 7,822 | 35.26 | 703 | 47,798 | 6699.15 |
| SAUDI ARABIA | 8,595 | 3,179 | -63.01 | 16,562 | 9,690 | -41.49 |
| KUWAIT | 9,361 | 40,290 | 330.4 | 8,852 | 4,962 | -43.94 |
| JORDAN | 3,221 | 1,058 | -67.15 | 2,532 | 677 | -73.26 |
| LEBANON | 299 | 371 | 24.08 | 492 | 1,529 | 210.77 |
| YEMEN | 0 | 279 | - | 0 | 418 | - |
| SYRIA ARAB REPUBLIC | 26 | 0 | -100 | 8 | 0 | -100 |
| TURKEY | 113,512 | 99,499 | -12.34 | 153,460 | 125,445 | -18.26 |
| UNITED ARAB EMIRATES | 29,507 | 28,677 | -2.81 | 323,334 | 77,648 | -75.99 |
| QATAR | 0 | 91 | - | 0 | 80 | - |
| BAHRAIN | 125 | 816 | 552.8 | 161 | 3,437 | 2034.78 |
| CYPRUS | 1,733 | 4,673 | 169.65 | 2,514 | 16,950 | 574.22 |
| EGYPT | 23,312 | 571 | -97.55 | 4,545 | 942 | -79.27 |
| MOROCCO | 379 | 200 | -47.23 | 425 | 306 | -28 |
| TUNISIA | 838 | 3,106 | 270.64 | 2,229 | 7,458 | 234.59 |
| SUDAN | 0 | 123 | - | 0 | 58 | - |
| MADAGASCAR | 1,117 | 548 | -50.94 | 1,250 | 646 | -48.32 |
| KENYA | 982 | 0 | -100 | 4,209 | 0 | -100 |
| REUNION | 4,214 | 9,578 | 127.29 | 9,780 | 27,960 | 185.89 |
| GHANA | 0 | 21 | - | 0 | 40 | - |
| ANGOLA | 0 | 132 | - | 0 | 362 | - |
| NIGERIA | 40 | 0 | -100 | 225 | 0 | -100 |
| GABON | 115 | 0 | -100 | 107 | 0 | -100 |
| SENEGAL | 29,035 | 16,264 | -43.98 | 25,180 | 14,622 | -41.93 |
| U.S. VIRGIN ISLANDS | 272 | 61 | -77.57 | 425 | 212 | -50.12 |

TABEL 5. PERKEMBANGAN EKSPOR INDONESIA MENURUT KOMODITI DAN NEGARA TUJUAN

| JENIS BARANG | BERAT BERSIH (KG) | | PERUB | NILAI FOB (US \$) | | PERUB |
|-------------------------------------|-------------------|--------------|-------------|-------------------|--------------|-------------|
| | JAN-SEP 2005 | JAN-SEP 2006 | % | JAN-SEP 2005 | JAN-SEP 2006 | % |
| | (1) | (2) | (3) | (4) | (5) | (6) |
| SEYCHELLES | 449 | 0 | -100 | 688 | 0 | -100 |
| SOUTH AFRICA | 8,775 | 3,409 | -61.15 | 13,282 | 7,365 | -44.55 |
| MAURITIUS | 2,335 | 2,336 | 0.04 | 2,991 | 5,380 | 79.87 |
| VIRGIN ISLANDS (BRITISH) | 109 | 4 | -96.33 | 666 | 40 | -93.99 |
| AUSTRALIA | 260,319 | 169,241 | -34.99 | 385,791 | 278,437 | -27.83 |
| NEW ZEALAND | 141,213 | 6,524 | -95.38 | 207,833 | 14,973 | -92.8 |
| MICRONESIA, FEDERATED STATES | 0 | 361 | - | 0 | 814 | - |
| GUAM | 2,171 | 840 | -61.31 | 8,182 | 1,166 | -85.75 |
| NEW CALEDONIA | 9,629 | 6,751 | -29.89 | 30,032 | 13,081 | -56.44 |
| NORTHERN MARIANA ISLANDS | 504 | 313 | -37.9 | 781 | 551 | -29.45 |
| VANUATU | 18,370 | 704 | -96.17 | 7,467 | 1,410 | -81.12 |
| COOK ISLANDS | 52 | 4,492 | 8538.46 | 21 | 11,633 | 55295.24 |
| FIJI | 25,851 | 18,940 | -26.73 | 28,035 | 34,122 | 21.71 |
| EAST TIMOR | 2,145 | 20,000 | 832.4 | 12,206 | 1,100 | -90.99 |
| UNITED STATES | 186,808 | 243,833 | 30.53 | 1,144,158 | 1,006,861 | -12 |
| CANADA | 16,713 | 19,007 | 13.73 | 62,005 | 35,393 | -42.92 |
| MEXICO | 2,120 | 7,813 | 268.54 | 4,148 | 14,364 | 246.29 |
| PANAMA | 0 | 1,135 | - | 0 | 900 | - |
| CHILE | 236 | 320 | 35.59 | 939 | 842 | -10.33 |
| VENEZUELA | 347 | 293 | -15.56 | 453 | 907 | 100.22 |
| ARGENTINA | 1,216 | 2,354 | 93.59 | 752 | 4,996 | 564.36 |
| BRAZIL | 778 | 3,797 | 388.05 | 4,805 | 6,099 | 26.93 |
| COLOMBIA | 382 | 157 | -58.9 | 2,952 | 264 | -91.06 |
| PERU | 0 | 30 | - | 0 | 144 | - |
| JAMAICA | 0 | 196 | - | 0 | 176 | - |
| PUERTO RICO | 2,046 | 495 | -75.81 | 4,963 | 389 | -92.16 |
| DOMINICAN REPUBLIC | 474 | 698 | 47.26 | 451 | 1,606 | 256.1 |
| EL SALVADOR | 1,068 | 235 | -78 | 910 | 482 | -47.03 |
| COSTA RICA | 7,053 | 3,904 | -44.65 | 12,951 | 4,891 | -62.23 |
| HAITI | 0 | 206 | - | 0 | 572 | - |
| BARBADOS | 42 | 45 | 7.14 | 45 | 189 | 320 |
| ANTIGUA AND BARBUDA | 432 | 513 | 18.75 | 1,598 | 242 | -84.86 |
| ANGUILLA | 206 | 0 | -100 | 243 | 0 | -100 |
| ARUBA | 0 | 4,225 | - | 0 | 8,158 | - |
| CAYMAN ISLANDS | 0 | 22 | - | 0 | 894 | - |
| DOMINICA | 489 | 361 | -26.18 | 491 | 300 | -38.9 |
| FRENCH GUIANA | 104 | 3,762 | 3517.31 | 121 | 1,894 | 1465.29 |
| FRENCH POLYNESIA | 13,420 | 15,558 | 15.93 | 19,449 | 19,567 | 0.61 |
| MARTINIQUE | 458 | 1,379 | 201.09 | 653 | 2,836 | 334.3 |
| NETHERLANDS ANTILLES | 7,646 | 1,464 | -80.85 | 23,817 | 8,815 | -62.99 |
| TURKS AND CAICOS ISLANDS | 0 | 270 | - | 0 | 720 | - |
| GUADELOUPE | 965 | 763 | -20.93 | 3,163 | 1,873 | -40.78 |
| UNITED KINGDOM | 35,913 | 99,401 | 176.78 | 62,394 | 149,027 | 138.85 |
| NETHERLANDS | 107,324 | 112,549 | 4.87 | 403,767 | 343,732 | -14.87 |
| FRANCE | 107,435 | 138,087 | 28.53 | 191,972 | 376,712 | 96.23 |
| GERMANY, FED. REP. OF | 69,818 | 135,800 | 94.51 | 172,055 | 288,879 | 67.9 |
| AUSTRIA | 4,642 | 1,209 | -73.96 | 32,762 | 3,749 | -88.56 |
| BELGIUM | 29,010 | 60,215 | 107.57 | 45,398 | 107,098 | 135.91 |
| SWITZERLAND | 2,191 | 2,591 | 18.26 | 14,597 | 9,038 | -38.08 |
| LUXEMBOURG | 8 | 0 | -100 | 105 | 0 | -100 |
| DENMARK | 4,526 | 12,618 | 178.79 | 12,391 | 60,241 | 386.17 |
| NORWAY | 2,662 | 195 | -92.67 | 6,068 | 2,261 | -62.74 |
| SWEDEN | 19,080 | 32,199 | 68.76 | 33,057 | 33,318 | 0.79 |
| FINLAND | 0 | 208 | - | 0 | 1,962 | - |
| IRELAND | 1,792 | 4,440 | 147.77 | 3,976 | 6,990 | 75.8 |
| ITALY | 91,076 | 161,734 | 77.58 | 211,040 | 331,811 | 57.23 |
| SPAIN | 84,954 | 147,130 | 73.19 | 251,185 | 322,246 | 28.29 |
| PORTUGAL | 3,342 | 3,092 | -7.48 | 7,662 | 4,068 | -46.91 |
| GREECE | 10,460 | 7,881 | -24.66 | 14,999 | 8,640 | -42.4 |
| HUNGARY | 1,393 | 5,271 | 278.39 | 3,249 | 12,538 | 285.9 |
| POLAND | 1,954 | 1,715 | -12.23 | 1,230 | 6,597 | 436.34 |
| ROMANIA | 576 | 935 | 62.33 | 599 | 815 | 36.06 |
| BULGARIA | 0 | 1,557 | - | 0 | 8,410 | - |
| YUGOSLAVIA | 60 | 0 | -100 | 137 | 0 | -100 |
| KAZAKHSTAN | 306 | 561 | 83.33 | 635 | 850 | 33.86 |
| UKRAINE | 93 | 132 | 41.94 | 122 | 300 | 145.9 |
| LITHUANIA | 428 | 10 | -97.66 | 2,480 | 71 | -97.14 |
| CROATIA | 457 | 1,378 | 201.53 | 1,658 | 5,817 | 250.84 |
| MALTA | 14,394 | 0 | -100 | 7,409 | 0 | -100 |
| SLOVAKIA | 0 | 642 | - | 0 | 5,333 | - |
| SLOVENIA | 10,059 | 425 | -95.77 | 31,964 | 279 | -99.13 |
| CZECH REPUBLIC | 14,341 | 23 | -99.84 | 1,042 | 10 | -99.04 |
| RUSSIA FEDERATION | 461 | 1,696 | 267.9 | 1,154 | 4,776 | 313.86 |
| BARANG KIRIMAN, POS DAN YANG | 16,002 | 0 | -100 | 15,700 | 0 | -100 |
| SINGAPORE | 2 | 0 | -100 | 170 | 0 | -100 |

TABEL 5. PERKEMBANGAN EKSPOR INDONESIA MENURUT KOMODITI DAN NEGARA TUJUAN

| JENIS BARANG | BERAT BERSIH (KG) | | PERUB | NILAI FOB (US \$) | | PERUB |
|-----------------------|------------------------|------------------------|---------------|-----------------------|-----------------------|---------------|
| | JAN-SEP 2005 | JAN-SEP 2006 | % | JAN-SEP 2005 | JAN-SEP 2006 | % |
| (1) | (2) | (3) | (4) | (5) | (6) | (7) |
| AUSTRALIA | 16,000 | 0 | -100 | 15,530 | 0 | -100 |
| LAINNYA | 1,001,422 | 3,069 | -99.69 | 1,361,101 | 200,401 | -85.28 |
| JAPAN | 222 | 17 | -92.34 | 4,612 | 7,000 | 51.78 |
| HONG KONG | 409 | 400 | -2.2 | 862 | 1,400 | 62.41 |
| SINGAPORE | 496 | 2,510 | 406.05 | 8,639 | 191,420 | 2115.77 |
| UNITED STATES | 1,000,055 | 142 | -99.99 | 1,342,913 | 581 | -99.96 |
| GERMANY, FED. REP. OF | 54 | 0 | -100 | 1,277 | 0 | -100 |
| BELGIUM | 186 | 0 | -100 | 2,798 | 0 | -100 |
| TOTAL | 189,725,046,890 | 232,437,149,818 | 22.51 | 62,699,360,021 | 73,553,089,591 | 17.31 |

<https://www.bps.go.id>