

## KATA PENGANTAR

Publikasi Statistik Impor Maret ini merupakan kelanjutan dari publikasi sebelumnya yang diterbitkan secara bulanan oleh Badan Pusat Statistik (BPS). Publikasi ini berisi data yang merupakan hasil pengolahan dokumen, baik yang berupa soft copy maupun hard copy. Data yang disajikan dalam publikasi ini, mencakup :

- A. Impor menurut Golongan Barang HS, Golongan Barang SITC, Komoditi (HS), Negara Asal, Pelabuhan Impor, Negara Asal dan Lima Golongan Barang Utama SITC 3 digit, Komoditi tertentu dan Negara Asal Utama
- B. Impor Kawasan Berikat menurut Golongan Barang HS 2 digit, Golongan Barang SITC, Negara Asal, Provinsi dan Pelabuhan Impor

Ucapan terima kasih dan penghargaan yang setinggi-tingginya disampaikan kepada seluruh aparat Bea dan Cukai serta Bank Indonesia yang telah secara teratur dan berkesinambungan mengirimkan dokumen PIB, juga kepada PT. Pertamina yang telah memberikan data impor minyak dan gas secara rutin. Selanjutnya, kepada semua pihak yang telah banyak membantu Badan Pusat Statistik sehingga memungkinkan diterbitkannya publikasi ini, juga disampaikan terima kasih.

Akhirnya, kami mengharapkan semoga publikasi ini dapat bermanfaat bagi pemakai.

Jakarta, Mei 2009  
Badan Pusat Statistik  
Kepala,

**DR. RUSMAN HERIAWAN**  
NIP. 340003999

## FOREWORD

The monthly publication of import statistics, is a sequential issue from the preceding publication which developed by The BPS-Statistics Indonesia. This Publication contains the data of imports document on both softcopy and hardcopy. The data in this publication covered:

- A. Import by HS Commodity Groups, SITC Commodity Groups, Commodity (HS), Country of Origin, Port of Importation, Country of Origin and Five Major SITC Commodity Group, Certain Commodities import by Main Country of Origin
- B. Bonded Zone import by Commodity 2 Digits HS, by SITC Commodity Group, Country of Origin, by Province and port of Importation

Deeply gratitude and the highest appreciation are due to the Custom Officers and Bank of Indonesia of their contribution of regularly in sending documents, and also to PT. Pertamina for the best cooperation in supporting data of oil and gas so that BPS published this edition successfully.

Finally, it is hoped that this publication would be useful for users.

Jakarta, May 2009  
BPS-Statistics Indonesia

**DR. RUSMAN HERIAWAN**  
Director General

## PENJELASAN

### 1. DAERAH PENCATATAN

Daerah pencatatan statistik dalam publikasi ini meliputi seluruh wilayah Republik Indonesia.

### 2. SUMBER DOKUMEN

Statistik dikumpulkan berdasarkan dokumen impor (Pemberitahuan Impor Barang (PIB - BC 2.0) dan Pemberitahuan Pengangkutan Barang Impor (PPBI – BC 2.3) yang diisi oleh importir. Dokumen PIB - BC 2.0 dan PPBI - BC 2.3 diterima dari Bea dan Cukai dan berlaku sejak April 1997 berdasarkan Surat Keputusan Menteri Keuangan nomor 101/KMK.05/1997 tanggal 10 Maret 1997.

### 3. SISTEM PERDAGANGAN

Sistem pencatatan Statistik Perdagangan Luar Negeri mempergunakan Sistem Perdagangan Umum (*the General Trade System*) atau dengan Sistem Perdagangan Khusus (*the Special Trade System*). Dalam Sistem Perdagangan Umum, Kawasan Berikat dianggap sebagai "dalam negeri", sedangkan dalam Sistem Perdagangan Khusus, dianggap sebagai "luar negeri". Sejak Januari 2008, sistem pencatatan Statistik Impor menggunakan Sistem Perdagangan Umum.

### 4. RUANG LINGKUP

Pencatatan Statistik Impor meliputi seluruh barang-barang yang masuk ke wilayah Indonesia.

### 5. KASUS KHUSUS

**5.1** Sebagian impor kapal laut dan pesawat beserta suku cadangnya termasuk dalam Statistik Impor.

**5.2** Barang-barang luar negeri yang diolah atau diperbaiki didalam negeri tetap dicatat sebagai barang impor, meskipun setelah barang tersebut selesai diproses akan kembali ke luar negeri (*re-ekspor*).

**5.3** Barang-barang di bawah ini tidak termasuk di dalam Statistik Impor :

- a. Pakaian dan barang-barang perhiasan penumpang.
- b. Barang-barang penumpang untuk dipakai sendiri, kecuali lemari es, pesawat TV dan sebagainya.
- c. Barang-barang yang diimpor untuk keperluan perwakilan (kedutaan) suatu negara.
- d. Barang-barang untuk ekspedisi dan ekshibisi/pameran.
- e. Sebagian barang-barang yang langsung diimpor oleh angkatan bersenjata.
- f. Pembungkus/peti kemas.
- g. Uang dan surat-surat berharga.
- h. Barang-barang sebagai contoh.

## **6. SISTEM PENGOLAHAN**

Data dalam publikasi ini mencakup dokumen PIB selama Maret 2009 yang diterima oleh Badan Pusat Statistik sampai akhir April 2009. Sistem pengolahan menggunakan *Carry Over*. Dengan metode ini dokumen-dokumen dari Bea dan Cukai ditunggu selama satu bulan setelah bulan berjalan. Dokumen-dokumen yang datang terlambat akan dimasukkan dalam bulan pengolahan berikutnya.

## **7. KLASIFIKASI JENIS BARANG**

Penggolongan barang yang digunakan di dalam statistik impor adalah klasifikasi Barang Impor yang berdasarkan pada Buku Tarif Bea Masuk Indonesia 2007 (BTBMI 2007) yang mengacu pada amandemen keempat dari World Customs Organization (WCO) sebagai lembaga Internasional yang menyusun klasifikasi Harmonized System (HS). Disamping menggunakan HS sebagai klasifikasi jenis barang, juga digunakan Standard International Trade Classification (SITC) Revisi 4.

## **8. PERIODE REFERENSI**

Periode penentuan impor adalah tanggal penyelesaian dokumen oleh pejabat-pejabat Bea dan Cukai yang terdapat dalam dokumen impor.

## **9. NILAI BARANG**

Nilai barang dinyatakan dalam nilai CIF (US\$) dan nilai Kurs Maret 2009 yang digunakan adalah US\$ 1 = Rp. 11.905,-

## **10. SATUAN BARANG**

Berat barang impor adalah berat bersih dan dinyatakan dalam Kg.

## **11. NEGARA ASAL**

Negara asal adalah negara dimana barang-barang tersebut dihasilkan yang dokumennya setelah diperiksa oleh pejabat Bea dan Cukai dan dinyatakan sesuai dengan peraturan yang berlaku.

## EXPLANATORY NOTES

### 1. AREA RECORDINGS

The statistical recording area in this publication covers the entire territory of the Republic of Indonesia.

### 2. SOURCE OF DOCUMENTS

Statistics are compiled based on Import Declaration Form (Pemberitahuan Impor Barang (PIB-BC 2.0) or Pemberitahuan Pengangkutan Barang Impor (PPBI-BC 2.3)) of Import documents that are filled by importers. The PIB documents received from Customs and Excise, prevailing on April 1, 1997, based on Minister of Finance Decree No. 101/KMK.05/1997, March 10, 1997.

### 3. TRADE SYSTEM

The systems of recording Foreign Trade Statistics apply the General Trade System or the Special Trade System. In the General Trade System, the Bonded Zone is regarded as "*Domestic*", while in the Special Trade System; the Bonded Zone is regarded as "*Abroad*". Since January 2008, the systems of recording import Statistics have applied the General Trade System.

### 4. COVERAGE

The recording Import Statistics covers all goods entering the Indonesian territory.

### 5. PARTICULAR CASES

**5.1** Part of importation of sea vessels and airplanes and their spare parts are included in the Import Statistics.

**5.2** Overseas goods which are processed or modified in Indonesian Country are recorded as importation, although after the goods finish process will return to abroad (re-exports).

**5.3** The goods here under are not included in the Import Statistics:

- a. Clothes and jewelry of passengers.
- b. Luggage of passengers of own use, except refrigerators, television sets, etc.
- c. Goods imported for the use of foreign countries representations (embassies).
- d. Goods for expeditions and exhibition shows.
- e. A part of the goods directly imported by armed forces.
- f. Packing's containers to be refilled.
- g. Bank notes and securities.
- h. Sample goods.

## **6. PROCESSING SYSTEM**

The data in this publication covers documents of March 2009 were received by the BPS to the end of April, 2009. The documents are processed using a carry over system. The deadline for the acceptance of documents of a certain month is one month after the reference period, which means the end of the following month. The documents accepted after the deadline is considered as the document of the following month.

## **7. COMMODITY CLASSIFICATION**

The classification of goods in this publication applies the 2007 Indonesia's Tariff Classification, based on fourth amendment from World Customs Organization (WCO) as an International Organization who arranged the Classification of Harmonized System (HS). Besides applying the HS, the Standard International Trade Classification (SITC) Revised 4 is also applied in the classification of goods.

## **8. REFERENCE PERIOD**

The period of import determination is the date of settlement/completion by the Customs and Excise Officials as stated in the Import documents.

## **9. COMMODITY VALUATION**

The values recorded, are the CIF value (US\$). The exchange rate use for March 2009, US\$ 1 = Rp. 11,905,-

## **10. UNIT OF COMMODITY**

The net weight of imported goods are presented to Kg.

## **11. COUNTRY OF ORIGIN**

Country of origin is the country in which the goods have been produced, after being verified by Customs and Excise Officials, pursuant to the prevailing regulations

## DAFTAR ISI/CONTENTS

		Halaman/Page
KATA PENGANTAR/FOREWORD .....		iii-iv
PENJELASAN/EXPLANATORY NOTES .....		v-viii
DAFTAR ISI/CONTENTS .....		ix
RINGKASAN/SUMMARY .....		xi-xix
Tabel/Table	I-1. Import Menurut Golongan Barang HS/ <i>Import by HS Commodity Groups</i> A. Menurut 21 Golongan Barang HS/ <i>By 21 HS Commodity Groups</i> .....	1
	B. Menurut Golongan Barang 2 Dijit HS/ <i>By Commodity Groups 2 Digit Code HS</i> .....	2
	C. Menurut 40 Golongan Barang HS Terbesar/ <i>By 40 Biggest Commodities 10 Digit HS Code</i> .....	3
Tabel/Table	I-2. Impor Menurut Golongan Barang SITC/ <i>Import by SITC Commodity Groups</i> .....	4-8
Tabel/Table	I-3. Impor Menurut Komoditi (HS)/ <i>Import by Commodity (HS)</i> .....	9-107
Tabel/Table	I-4. Impor Menurut Negara Asal/ <i>Import by Country of Origin</i> .....	108-110
Tabel/Table	I-5. Impor Menurut Pelabuhan Impor/ <i>Import by Port of Importation</i> .....	111-113
Tabel/Table	I-6. Impor Menurut Negara Asal dan Lima Golongan Barang (SITC) Utama/ <i>Import by Country of Origin and Five Major SITC Commodity Group</i> .....	114-139
Tabel/Table	I-7. Impor Komoditi Tertentu Menurut Negara Asal Utama/ <i>Certain Commodities Import by Main Country of Origin</i> .....	140-143
Tabel/Table	K1. Import Kawasan Berikat Menurut Golongan Barang 2 Dijit HS/ <i>Bonded Zone Import by Commodity 2 Digits HS</i> .....	144-145
Tabel/Table	K2. Impor Kawasan Berikat Menurut Golongan Barang SITC/ <i>Bonded Zone Import by SITC Commodity Group</i> .....	146-150
Tabel/Table	K3. Impor Kawasan Berikat Menurut Negara Asal/ <i>Bonded Zone Import by Country of Origin</i> .....	151-153
Tabel/Table	K4. Impor Kawasan Berikat Menurut Provinsi dan Pelabuhan Impor/ <i>Bonded Zone Import by Province and Port of Importation</i> .....	154

## RINGKASAN

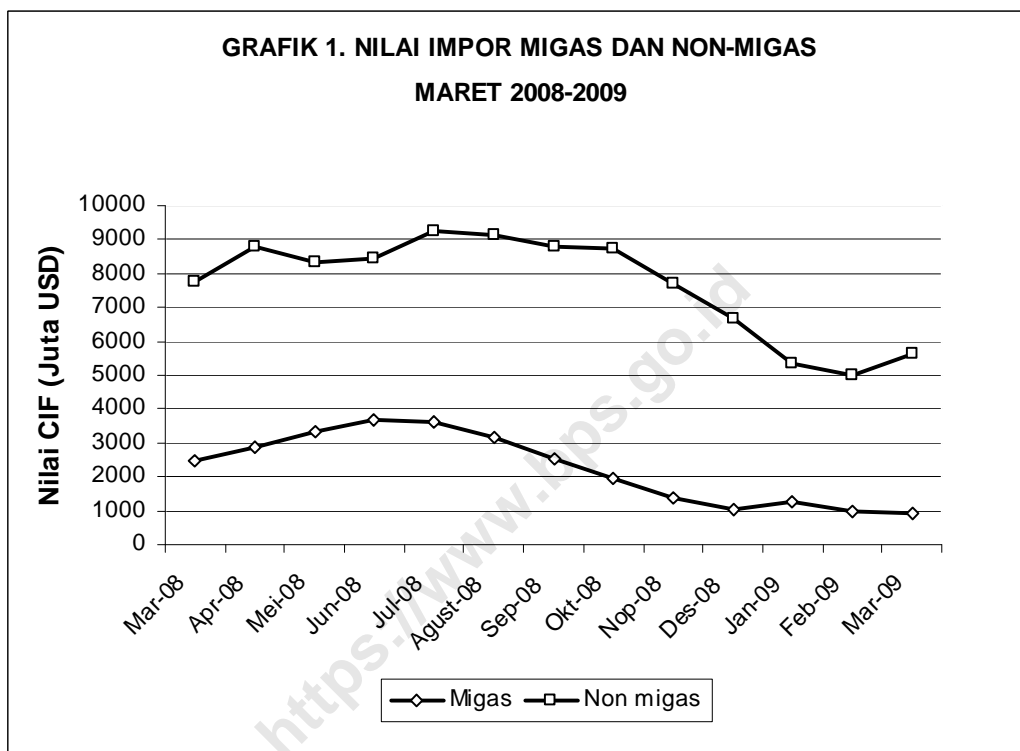
Pada Maret 2009 nilai impor mencapai USD 6.554,2 juta yang terdiri dari impor melalui Kawasan Berikat sebesar USD 1.267,5 juta (19,34 persen) dan di Luar Kawasan Berikat sebesar USD 5.268,7 juta (80,66 persen). Nilai impor migas Indonesia mencapai USD 930,1 juta atau 14,19 persen dari total impor Indonesia. Sedangkan nilai impor nonmigas mencapai USD 5.624,1 juta dan memberikan peranan sebesar 85,81 persen terhadap total impor Indonesia.

**TABEL 1. IMPOR MIGAS DAN NONMIGAS  
MARET, 2008-2009**

Tahun/Bulan	Migas		Nonmigas		Total		
	Indonesia	Kawasan Berikat	Indonesia	Kawasan Berikat	Indonesia	Kawasan Berikat	
<b>Nilai CIF (Juta USD)</b>							
<b>2008</b>	Maret	2 499,8	8,1	7 776,9	2 299,6	10 276,7	2 307,7
	April	2 851,1	20,8	8 795,6	2 273,6	11 646,7	2 294,4
	Mei	3 315,3	17,5	8 348,9	1 978,0	11 664,2	1 995,5
	Juni	3 685,9	49,4	8 424,6	2 195,1	12 110,5	2 244,5
	Juli	3 639,1	23,2	9 230,7	2 039,3	12 869,8	2 062,5
	Agustus	3 177,1	36,4	9 149,1	1 971,6	12 326,2	2 008,0
	September	2 539,1	5,0	8 803,7	1 935,0	11 342,8	1 940,0
	Oktober	1 977,7	5,3	8 754,8	1 779,8	10 732,5	1 785,1
	Nopember	1 358,0	6,9	7 723,3	1 576,9	9 081,3	1 583,8
	Desember	1 014,4	1,8	6 681,2	1 400,2	7 695,6	1 402,0
<b>2009</b>	Januari	1 281,5	8,7	5 319,1	1 184,1	6 600,6	1 192,8
	Februari	964,4	3,6	4 974,6	1 223,8	5 939,0	1 227,4
	Maret	930,1	1,8	5 624,1	1 265,7	6 554,2	1 267,5
<b>Peranan Terhadap Total Impor (%)</b>							
<b>2008</b>	Maret	24,32	0,35	75,68	99,65	100,00	100,00
	April	24,48	0,91	75,52	99,09	100,00	100,00
	Mei	28,42	0,88	71,58	99,12	100,00	100,00
	Juni	30,44	2,20	69,56	97,80	100,00	100,00
	Juli	28,28	1,12	71,72	98,88	100,00	100,00
	Agustus	25,78	1,81	74,22	98,19	100,00	100,00
	September	22,39	0,26	77,61	99,74	100,00	100,00
	Oktober	18,43	0,30	81,57	99,70	100,00	100,00
	Nopember	14,95	0,44	85,05	99,56	100,00	100,00
	Desember	13,18	0,13	86,82	99,87	100,00	100,00
<b>2009</b>	Januari	19,41	0,73	80,59	99,27	100,00	100,00
	Februari	16,24	0,29	83,76	99,71	100,00	100,00
	Maret	14,19	0,14	85,81	99,86	100,00	100,00



Dari total nilai impor migas Indonesia, impor melalui Kawasan Berikat hanya sebesar USD 1,8 juta atau 0,14 persen, sedangkan sisanya sebanyak USD 930,1 juta (99,86 persen) di Luar Kawasan Berikat. Sementara itu, nilai impor nonmigas di Luar Kawasan Berikat mencapai USD 4.358,4 juta atau 77,49 persen dan yang melalui Kawasan Berikat sebesar USD 1.265,7 juta (22,51 persen).



Dilihat dari peranannya, selama tiga belas bulan terakhir impor migas memberikan kontribusi rata-rata 21,58 persen per bulan dan impor nonmigas sebesar 78,42 persen per bulan. Sementara itu, pada Maret 2009 peranan impor migas mencapai 14,19 persen yang berarti angka tersebut berada di bawah rata-rata. Sebaliknya peranan impor nonmigas berada di atas rata-rata yaitu 85,81 persen.

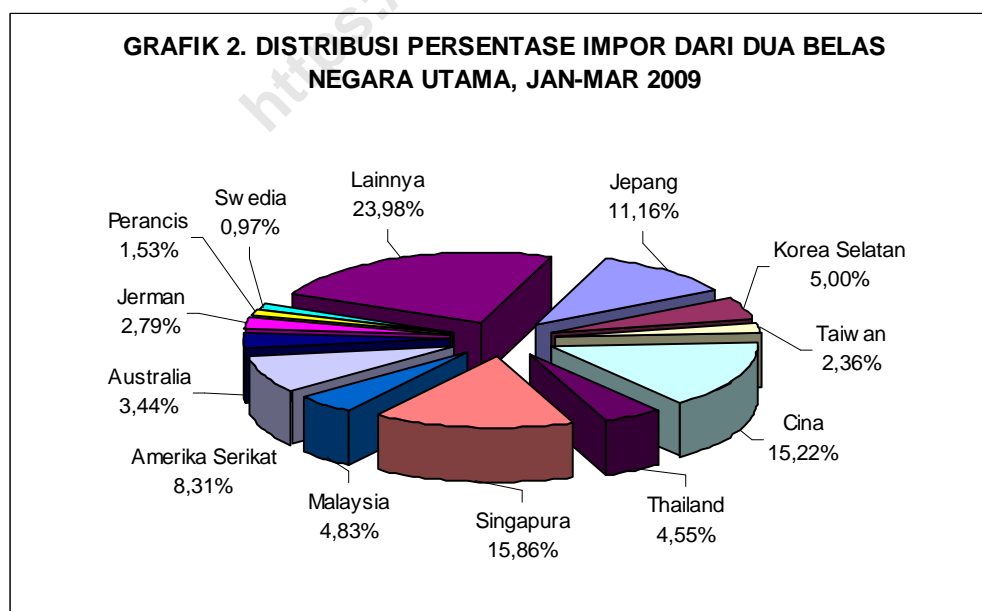
Dengan diterapkannya Sistem Perdagangan Umum (General Trade System) dalam pencatatan statistik impor, secara keseluruhan nilai impor barang yang tercatat mengalami kenaikan yang nyata (signifikan).

**TABEL 2. PERKEMBANGAN IMPOR MIGAS DAN NONMIGAS  
JAN-MAR, 2005-2009**

Bulan/ Tahun	Nilai (JutaUSD)			Peranan (%)			
	Migas	Nonmigas	Total	Migas	Nonmigas	Total	
<b>Jan-Mar:</b>							
<b>SPK:</b>	2005	3 753,8	9 826,4	13 580,2	27,64	72,36	100,00
	2006	3 692,1	9 634,9	13 327,0	27,70	72,30	100,00
	2007	4 191,8	11 401,5	15 593,3	26,88	73,12	100,00
<b>SPU:</b>	2008	6 995,1	22 732,5	29 727,6	23,53	76,47	100,00
	2009	3 176,0	15 917,8	19 093,8	16,63	83,37	100,00

Keterangan : SPK = Sistem Perdagangan Khusus  
SPU = Sistem Perdagangan Umum

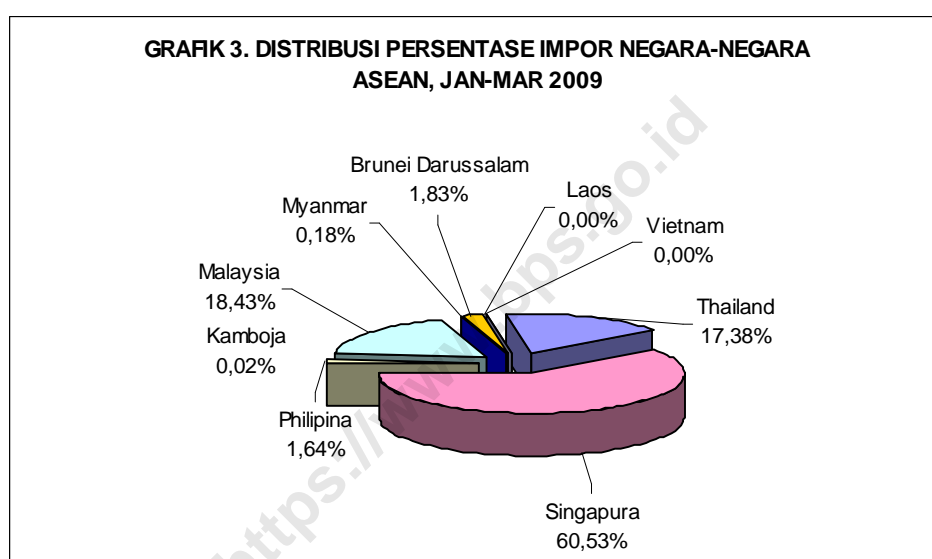
Impor migas Januari-Maret 2009 sebesar USD 3.176,0 juta atau menurun 54,60 persen jika dibandingkan impor migas periode sebelumnya. Demikian halnya dengan impor nonmigas Januari-Maret 2009 yaitu sebesar USD 15.917,8 juta atau menurun sebesar 29,98 persen dibanding impor nonmigas Januari-Maret 2008 yang sebesar USD 22.732,5 juta. Dilihat dari nilainya, selama Januari-Maret pada periode 2005-2009 di dominasi oleh impor nonmigas dengan rata-rata peranan sebesar 75,52 persen per tahun. Dengan demikian dapat disimpulkan bahwa perekonomian Indonesia selama ini masih bertumpu pada sektor nonmigas.



Dari keseluruhan nilai impor pada Januari-Maret 2009, 76,02 persen berasal dari dua belas negara utama. Singapura menempati posisi pertama, yaitu 15,86 persen dari total impor Indonesia, diikuti oleh Cina (15,22 persen), Jepang (11,16 persen), Amerika

Serikat (8,31 persen), Korea Selatan (5,00 persen), Malaysia (4,83 persen), Thailand (4,55 persen), Australia (3,44 persen), Jerman (2,79 persen), Taiwan (2,36 persen), Perancis (1,53 persen), dan Swedia (0,97 persen).

Impor terbesar pada Januari-Maret 2009 berasal dari sembilan negara kelompok APEC Lainnya yakni mencapai 40,01 persen atau sebesar USD 7.640,2 juta. Kelompok negara ASEAN berada di urutan berikutnya dengan peranan sebesar 26,80 persen (USD 5.116,6 juta), kemudian diikuti negara-negara kelompok Uni Eropa 9,87 persen (USD 1.883,9 juta), negara kelompok NAFTA sebesar 9,45 persen (USD 1.805,3 juta), dan kelompok negara lainnya menyumbang 13,87 persen (USD 2.647,8 juta).



Jika dilihat impor Indonesia dari kelompok ASEAN, selama Januari-Maret 2009 peranan impor yang paling tinggi adalah dari *Singapura* dengan peranan sebesar 60,53 persen dari total impor ASEAN. *Malaysia* menempati urutan kedua sebesar 18,43 persen, diikuti oleh *Thailand* (17,38 persen), *Brunei Darussalam* (1,83 persen), *Philipina* (1,64 persen), sementara peranan impor dari *Vietnam*, *Myanmar*, *Kamboja* dan *Laos* masih di bawah satu persen.

Dari kelompok negara Uni Eropa, selama Januari-Maret 2009 peranan impor yang paling tinggi adalah dari *Jerman* dengan peranan sebesar 28,28 persen dari total impor Uni Eropa. *Perancis* menempati urutan kedua dengan peranan 15,47 persen, diikuti oleh *Swedia* (9,85 persen), *Inggris* (9,39 persen), dan *Italia* (9,16 persen).

**TABEL 3. NILAI DAN PERANAN IMPOR  
DARI KELOMPOK NEGARA ASEAN, NAFTA, DAN UNI EROPA  
JAN-MAR 2008 DAN 2009**

KELOMPOK NEGARA	Jan-Mar 2008		Jan-Mar 2009	
	Nilai (Juta USD)	Peranan (%)	Nilai (Juta USD)	Peranan (%)
<b>APEC</b>				
<b>ASEAN</b>	<b>9 795,3</b>	<b>32,95</b>	<b>5 116,6</b>	<b>26,80</b>
Thailand	1 563,4	5,26	869,5	4,55
Singapura	5 345,9	17,98	3 028,7	15,86
Philipina	212,2	0,71	82,0	0,43
Malaysia	1 979,6	6,66	922,0	4,83
Myanmar	7,3	0,02	8,9	0,05
Kamboja	0,4	0,00	0,9	0,00
Brunei Darussalam	558,8	1,88	91,6	0,48
Laos	0,2	0,00	0,2	0,00
Vietnam	127,4	0,43	112,8	0,59
<b>NAFTA</b>	<b>2 121,8</b>	<b>7,14</b>	<b>1 805,3</b>	<b>9,45</b>
Amerika Serikat	1 682,6	5,66	1 586,0	8,31
Kanada	411,1	1,38	192,1	1,01
Meksiko	28,1	0,09	27,1	0,14
<b>NEGARA APEC LAINNYA</b>	<b>10 647,9</b>	<b>35,82</b>	<b>7 640,2</b>	<b>40,01</b>
Jepang	3 493,4	11,75	2 130,5	11,16
Hongkong	603,4	2,03	384,1	2,01
Korea Selatan	1 429,9	4,81	954,5	5,00
Taiwan	691,0	2,32	450,4	2,36
Cina	3 285,2	11,05	2 906,2	15,22
Papua New Guinea	3,4	0,01	10,5	0,06
Australia	883,8	2,97	657,7	3,44
Selandia Baru	202,6	0,68	123,9	0,65
Chili	55,2	0,19	22,3	0,12
<b>UNI EROPA</b>	<b>2 268,9</b>	<b>7,63</b>	<b>1 883,9</b>	<b>9,87</b>
Jerman	710,8	2,39	532,8	2,79
Perancis	349,9	1,18	291,4	1,53
Swedia	219,8	0,74	185,6	0,97
Inggris	194,4	0,65	177,0	0,93
Italia	226,0	0,76	172,6	0,90
Belgia	115,5	0,39	98,7	0,52
Belanda	146,7	0,49	124,1	0,65
Finlandia	60,9	0,20	79,0	0,41
Austria	87,2	0,29	69,7	0,37
Spanyol	58,2	0,20	42,7	0,22
Irlandia	18,5	0,06	27,3	0,14
Denmark	22,7	0,08	29,8	0,16
Polandia	14,4	0,05	10,3	0,05
Cheska	14,4	0,05	11,0	0,06
Hungaria	6,7	0,02	7,3	0,04
UNI EROPA LAINNYA	22,8	0,08	24,6	0,13
<b>LAINNYA</b>	<b>4 893,7</b>	<b>13,87</b>	<b>2 647,8</b>	<b>16,46</b>
<b>TOTAL IMPOR</b>	<b>29 727,6</b>	<b>100,00</b>	<b>19 093,7</b>	<b>100,00</b>

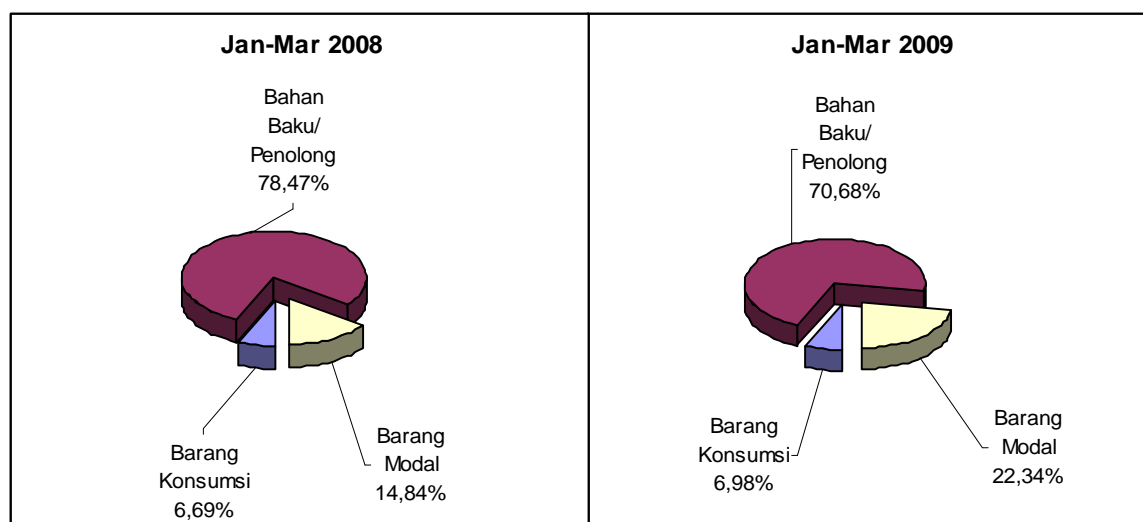
**TABEL 4. IMPOR MENURUT GOLONGAN PENGGUNAAN BARANG  
JAN-MAR 2005 - 2009**

Bulan/ Tahun	Nilai (Juta USD)				Peranan (%)			
	Barang Konsumsi	Bahan Baku/ Penolong	Barang Modal	Total	Barang Konsumsi	Bahan Baku/ Penolong	Barang Modal	Total
<b>Jan-Mar :</b>								
<b>SPK:</b>								
2005	1 042,1	10 674,4	1 863,7	13 580,2	7,67	78,60	13,72	100,00
2006	1 131,4	10 149,3	2 046,3	13 327,0	8,49	76,16	15,35	100,00
2007	1 519,1	11 911,6	2 162,5	15 593,2	9,74	76,39	13,87	100,00
<b>SPU:</b>								
2008	1 989,0	23 327,4	4 411,2	29 727,6	6,69	78,47	14,84	100,00
2009	1 333,2	13 494,8	4 265,7	19 093,7	6,98	70,68	22,34	100,00

Keterangan : SPK = Sistem Perdagangan Khusus  
SPU = Sistem Perdagangan Umum

Rata-rata nilai impor Januari-Maret periode 2005-2009 adalah sebesar USD 18.264,3 juta dengan rata-rata nilai impor barang konsumsi dan peranannya USD 1.403,0 juta (7,91 persen), impor *bahan baku/penolong* sebesar USD 13.911,5 juta (76,06 persen), dan impor *barang modal* sebesar USD 2.949,9 juta (16,02 persen). Jika dibandingkan Januari-Maret 2008, maka semua golongan barang mengalami penurunan yang cukup tinggi. Penurunan tertinggi terjadi pada kelompok bahan baku/penolong yaitu sebesar 42,15 persen. Sementara itu, impor kelompok barang konsumsi dan barang modal menurun masing-masing sebesar 32,97 persen dan 3,30 persen.

**GRAFIK 5. PERSENTASE NILAI IMPOR INDONESIA  
MENURUT GOLONGAN PENGGUNAAN BARANG  
JAN-MAR 2008 DAN 2009**



Dilihat dari peranannya selama Januari-Maret 2009, rata-rata peranan tertinggi diberikan oleh impor bahan baku/penolong yaitu 70,68 persen, diikuti oleh rata-rata impor barang modal sebesar 22,34 persen dan rata-rata impor bahan konsumsi sebesar 6,98 persen. Sementara itu, peran barang konsumsi yang tertinggi dicapai di tahun 2007 yaitu sebesar 9,74 persen. Golongan bahan baku/penolong memberikan peranan tertinggi di tahun 2005 sebesar 78,60 persen, sedangkan golongan barang modal peran tertingginya dicapai pada tahun 2009 sebesar 22,34 persen.

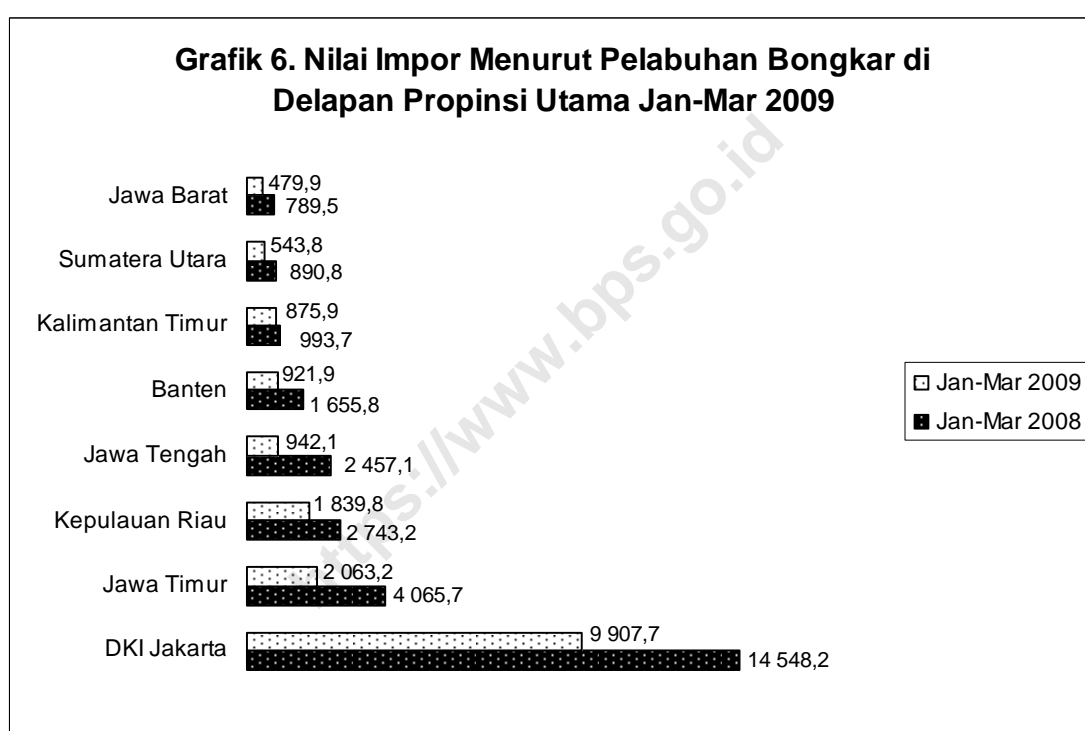
Jika dibandingkan dengan periode tahun sebelumnya, peranan nilai impor *barang konsumsi* dan *barang modal* terhadap keseluruhan nilai impor pada Januari-Maret 2009 mengalami peningkatan masing-masing dari 6,69 persen menjadi 6,98 persen (naik 0,29 poin) dan dari 14,84 persen menjadi 22,34 persen (naik 7,50 poin). Sebaliknya impor *bahan baku/penolong* menurun dari 78,47 persen menjadi 70,68 persen (turun 7,79 poin).

Menurut golongan barang SITC (Standard International Trade Classification) 1 digit, kelompok barang utama impor selama Januari-Maret 2009 adalah kelompok *mesin dan alat angkutan* dengan nilai sebesar USD 7.521,19 juta dan memberikan peran sebesar 39,39 persen dari total impor Indonesia Januari-Maret 2009. Dilihat dari nilainya, maka nilai impor kelompok ini menurun sebesar 21,63 persen jika dibandingkan periode yang sama tahun sebelumnya. Namun, dilihat dari peranan impor kelompok barang ini mengalami peningkatan sebesar 7,11 poin yaitu dari 32,28 persen menjadi 39,39 persen.

**TABEL 5. IMPOR MENURUT SITC-1 DIJIT  
JAN-MAR 2008 DAN 2009**

SITC	Jan-Mar 2008		Jan-Mar 2009		Perubahan Jan-Mar'09 thd Jan- Mar'08 (%)
	Nilai (Juta USD)	Peranan (%)	Nilai (Juta USD)	Peranan (%)	
0 Bahan Makanan dan Binatang Hidup	2 053,9	6,91	1 386,2	7,26	-32,51
1 Minuman dan Tembakau	92,7	0,31	90,9	0,48	-1,93
2 Bahan Baku dan Hasil Tambang	1 616,8	5,44	928,4	4,86	-42,58
3 Minyak dan Bahan Bakar Mineral	7 017,2	23,61	3 202,4	16,77	-54,36
4 Minyak Nabati dan Hewani	34,6	0,12	25,8	0,14	-25,44
5 Bahan Kimia dan produknya	3 663,2	12,32	2 163,4	11,33	-40,94
6 Barang-barang Buatan Pabrik	4 840,7	16,28	3 119,9	16,34	-35,55
7 Mesin dan Alat Angkutan	9 597,1	32,28	7 521,2	39,39	-21,63
8&9 Lainnya	811,3	2,73	655,5	3,43	-19,21
<b>Total Impor</b>	<b>29 727,5</b>	<b>100,00</b>	<b>19 093,7</b>	<b>100,00</b>	<b>-35,77</b>

Impor kelompok barang SITC 1 digit yang terbesar berikutnya adalah *minyak dan bahan bakar mineral* dengan nilai USD 3.202,4 juta dengan peran sebesar 16,77 persen, diikuti oleh *barang-barang buatan pabrik* sebesar USD 3.119,9 juta (16,34 persen). Selanjutnya yaitu *bahan kimia dan produknya* sebesar USD 2.163,5 juta (11,33 persen), *bahan makanan dan binatang hidup* sebesar USD 1.386,2 juta (7,26 persen), *bahan baku dan hasil tambang* sebesar USD 928,4 juta (4,86 persen), *kelompok barang lainnya* sebesar USD 655,5 juta (3,43 persen), *minuman dan tembakau* sebesar USD 90,87 juta (0,48 persen), dan *minyak nabati dan hewani* sebesar USD 25,82 juta (0,14 persen).



Selama Januari-Maret 2009, pelabuhan di DKI Jakarta membongkar barang impor terbesar dibanding dengan pelabuhan di propinsi lain, yaitu sebesar USD 9.907,2 juta atau 51,89 persen dari total impor Indonesia. Propinsi dengan impor terbesar kedua adalah Jawa Timur yang mencapai USD 2.063,2 juta (10,81 persen), diikuti Kepulauan Riau USD 1.839,8 juta (9,64 persen), Jawa Tengah USD 942,1 juta (4,93 persen), dan Banten USD 921,9 juta (4,83 persen). Kemudian nilai impor yang masuk melalui propinsi Kalimantan Timur, Sumatera Utara, dan Jawa Barat masing-masing sebesar USD 875,9 juta, USD 543,8 juta, dan USD 479,9 juta. Sementara nilai impor ke propinsi lainnya masih berada di bawah USD 400,0 juta.

Dibandingkan periode yang sama tahun 2008, delapan propinsi utama diatas mengalami perubahan nilai. Tidak ada propinsi yang menunjukkan perubahan positif dengan mengalami peningkatan. Delapan propinsi utama mengalami penurunan sebagai berikut, Jawa Tengah sebesar 61,66 persen, Jawa Timur 49,25 persen, Banten sebesar 44,32 persen, Jawa Barat sebesar 39,21 persen, Sumatera Utara 38,95 persen, Kepulauan Riau sebesar 32,93 persen, DKI Jakarta sebesar 31,90 persen, dan Kalimantan Timur 11,85 persen.

**TABEL 6. NILAI DAN PERANAN IMPOR MENURUT PROPINSI<sup>1)</sup>**  
**JAN-MAR 2008 DAN 2009**

Propinsi	Jan-Mar 2008		Jan-Mar 2009		Perubahan Jan-Mar '09 thd Mar- Jan'08 (%)
	Nilai (Juta USD)	Peranan (%)	Nilai (Juta USD)	Peranan (%)	
Nanggroe Aceh Darussalam	14,4	0,05	17,6	0,09	22,27
Sumatera Utara	890,8	3,00	543,8	2,85	-38,95
Sumatera Barat	69,2	0,23	73,8	0,39	6,65
Riau	472,0	1,59	184,4	0,97	-60,94
Jambi	36,0	0,12	24,0	0,13	-33,30
Sumatera Selatan	35,5	0,12	32,0	0,17	-9,75
Bengkulu	1,2	0,00	2,4	0,01	93,73
Lampung	134,8	0,45	378,4	1,98	180,67
Bangka Belitung	13,3	0,04	6,6	0,03	-50,49
Kepulauan Riau	2 743,2	9,23	1 839,8	9,64	-32,93
DKI Jakarta	14 548,2	48,94	9 907,7	51,89	-31,90
Jawa Barat	789,5	2,66	479,9	2,51	-39,21
Jawa Tengah	2 457,1	8,27	942,1	4,93	-61,66
D I Yogyakarta	0,1	0,00	0,3	0,00	278,50
Jawa Timur	4 065,7	13,68	2 063,2	10,81	-49,25
Banten	1 655,8	5,57	921,9	4,83	-44,32
B a l i	142,2	0,48	83,6	0,44	-41,19
Nusa Tenggara Barat	67,8	0,23	41,3	0,22	-39,09
Nusa Tenggara Timur	0,4	0,00	0,0	0,00	-100,00
Kalimantan Barat	19,7	0,07	16,0	0,08	-18,57
Kalimantan Tengah	5,8	0,02	6,4	0,03	10,81
Kalimantan Selatan	54,1	0,18	311,9	1,63	476,26
Kalimantan Timur	993,7	3,34	875,9	4,59	-11,85
Sulawesi Utara	2,5	0,01	0,1	0,00	-97,54
Sulawesi Tengah	0,6	0,00	0,0	0,00	-100,00
Sulawesi Selatan	196,9	0,66	133,8	0,70	-32,05
Sulawesi Tenggara	0,0	0,00	7,7	0,04	---
Maluku	4,5	0,02	30,8	0,16	587,48
Papua Barat	0,0	0,00	0,0	0,00	---
Papua	312,4	1,05	168,1	0,88	-46,19
<b>TOTAL IMPOR</b>	<b>29 727,5</b>	<b>100,00</b>	<b>19 093,7</b>	<b>100,00</b>	<b>-35,77</b>

Keterangan : <sup>1)</sup> = melalui pelabuhan bongkar yang terdapat di propinsi



**I-1. IMPOR MENURUT GOLONGAN BARANG HS / IMPORT BY HS COMMODITY GROUPS**  
**A. MENURUT 21 GOLONGAN BARANG (HS) / BY 21 HS COMMODITY GROUP**  
**\*\*\* MARET / MARCH 2009 \*\*\***

HS	Uraian golongan barang Group description	Berat bersih / Net weight (Kg)		Nilai / Value C.I.F ( U S \$ )	
		Bulan ini	Kumulatif	Bulan ini	Kumulatif
		Current month	Cum. Jan. to date	Current month	Cum. Jan. to date
I	Live animals; animal product	63.763.329	179.091.434	121.695.577	349.849.851
II	Vegetable products	608.363.397	1.715.116.621	284.069.530	806.768.426
III	Fats, oils, waxes of animal/vegetable	14.528.471	23.232.960	13.290.200	27.869.048
IV	Foodstuffs,beverages,spirits and tobacco	306.806.908	883.698.948	202.268.195	558.597.309
IX	Wood and its articles,plaiting materials	31.641.788	98.982.139	17.665.296	55.068.230
V	Mineral products	2.800.170.944	9.281.594.987	984.133.727	3.373.147.380
VI	Prod. of chemical or allied industries	722.090.221	1.671.305.239	692.977.289	1.712.436.281
VII	Plastics, rubber and articles there of	168.576.678	435.030.218	296.202.829	798.828.001
VIII	Raw hides, skins, leather and articles	4.538.833	11.737.885	26.923.355	71.343.428
X	Pulp, paper and articles there of	312.078.610	838.644.233	118.451.019	351.505.328
XI	Textiles & textile articles	89.955.752	245.132.353	294.573.805	894.616.835
XII	Footwear, umbrellas, artificial flowers	2.358.519	6.731.380	11.025.809	32.840.002
XIII	Cement, plaster, glass, ceramic products	40.060.233	111.232.313	32.699.115	99.966.357
XIV	Pearls & precious/semiprecious stones	309.906	628.044	4.885.846	11.256.640
XIX	Arms and amunition; parts & accesories	18.292	34.619	2.207.262	3.985.052
XV	Base metals and articles there of	550.025.359	1.476.817.251	675.987.337	2.039.973.145
XVI	Machinery,electric,electronic equipments	163.934.217	487.274.445	2.016.890.238	5.849.304.873
XVII	Vechiles, aircraft, and vessels	83.937.124	232.683.727	642.844.387	1.711.847.247
XVIII	Optical,photographic,musical instruments	4.703.859	14.007.146	84.288.285	248.833.593
XX	Miscellaneous manufactures articles.	9.801.778	26.951.735	30.981.806	95.456.351
XXI	Works of art,antiques special provisions	30.086	112.323	68.256	248.362
<b>TOTAL IMPORT</b>		<b>5.977.694.304</b>	<b>17.740.040.000</b>	<b>6.554.129.163</b>	<b>19.093.741.739</b>

**I-1. IMPOR MENURUT GOLONGAN BARANG (HS) / IMPORT BY HS COMMODITY GROUPS**  
**B. MENURUT GOLONGAN BARANG 2 DIJIT HS / BY COMMODITY 2 DIGITS HS**  
**\*\*\* MARET / MARCH 2009 \*\*\***

HS	Uraian golongan barang Group description	Berat bersih / Net weight (Kg)		Nilai / Value C.I.F ( U S \$ )	
		Bulan ini	Kumulatif	Bulan ini	Kumulatif
		Current month	Cum. Jan. to date	Current month	Cum. Jan. to date
01	Live animals	11.620.452	49.743.183	22.086.923	99.111.821
02	Meat and edible meat offal	11.612.798	25.496.555	27.357.504	57.579.603
03	Fish and crustaceans	15.660.086	42.806.677	12.264.014	35.089.957
04	Dairy products, bird's eggs, natural honey	24.154.419	59.555.518	59.144.010	155.141.163
05	Products of animal origin	715.574	1.489.501	843.126	2.927.307
06	Live trees and other plants	42.331	198.353	194.646	354.606
07	Edible vegetables and certain roots and tubers	90.630.088	199.926.877	37.852.345	82.029.858
08	Edible fruits and nuts	72.474.955	168.616.215	66.175.512	153.634.269
09	Coffee, tea, mate, and spices	3.712.804	11.579.721	3.168.829	12.684.102
10	Cereals	186.171.191	793.043.130	54.063.504	281.519.126
11	Products of the milling industry; malt, starches	61.445.716	120.454.398	23.868.101	49.080.013
12	Oil seeds and oleaginous fruits; grains,seed, and fruits	193.249.925	419.709.630	96.121.026	219.943.223
13	Lac; gums; resins and other vegetable saps and extracts	620.387	1.507.549	2.609.586	7.400.513
14	Vegetable plaiting materials; vegetable products	16.000	80.748	15.981	122.716
15	Animal or vegetable oils/fats and their cleavage products	14.528.471	23.232.960	13.290.200	27.869.048
16	Preparations of meat/fish/crustaceans/mollucs or other aquatic	281.256	812.993	1.127.974	2.441.240
17	Sugar and sugar confectionery	38.268.816	203.064.277	15.538.560	71.156.409
18	Cocoa and cocoa preparations	7.459.809	16.181.346	19.351.945	39.700.141
19	Preparations of cereals, flour, starch or milk; pastrycooks' products	2.693.550	6.897.196	5.495.929	16.067.733
20	Preparations of vegetables, fruits, nuts or other part of plants	4.765.128	11.506.963	5.459.664	14.636.687
21	Miscellaneous edible preparations	7.169.334	23.516.839	25.436.392	78.844.579
22	Beverages, spirit, and vinegar	7.319.066	14.926.027	4.242.586	8.993.793
23	Residues and waste from the food industries	234.775.963	594.163.498	100.218.326	244.735.990
24	Tobacco and manufactured tobacco substitutes	4.073.986	12.629.809	25.396.819	82.020.737
25	Salts; sulphur; earths and stone; plastering materials, lime and	583.655.061	1.523.740.061	40.919.253	125.134.782
26	Ores, slag, and ash	1.811.956	150.520.414	1.733.250	37.847.855
27	Mineral fuels, mineral oils and products of their distillation	2.214.703.927	7.607.334.512	941.481.224	3.210.164.743
28	Inorganic chemicals	250.147.767	492.355.447	84.115.829	195.156.655
29	Organic chemicals	322.726.258	781.638.513	313.534.629	737.024.523
30	Pharmaceutical products	2.425.545	4.226.078	32.419.766	86.471.870
31	Fertilizers	55.387.874	175.497.174	28.283.810	89.796.881
32	Tanning or dyeing extracts	20.159.301	53.357.057	49.606.649	129.111.852
33	Essential oils and resinoids; perfumery, cosmetic or toilet preparatio	8.861.018	17.301.237	40.906.721	107.828.513
34	Soap, organic surface-active agents, washing, and lubricating	9.377.772	24.534.507	19.088.746	53.598.428
35	Albuminoid substances; modified starches; glues; enzymes	13.841.174	31.054.450	19.226.692	52.193.766
36	Explosives; pyrotechnic products; matches; certain combustible	680.809	1.330.815	3.986.745	9.178.873
37	Photographic and cinematographic goods	1.098.483	2.780.789	6.532.071	14.717.809
38	Miscellaneous chemical products	37.384.220	87.229.172	95.275.631	237.357.111
39	Plastics and articles thereof	145.422.963	369.625.836	221.869.629	580.052.332
40	Rubber and articles thereof	23.153.715	65.404.382	74.333.200	218.775.669

**I-1. IMPOR MENURUT GOLONGAN BARANG (HS) / IMPORT BY HS COMMODITY GROUPS**  
**B. MENURUT GOLONGAN BARANG 2 DIJIT HS / BY COMMODITY 2 DIGITS HS**  
**\*\*\* MARET / MARCH 2009 \*\*\***

HS	Uraian golongan barang Group description	Berat bersih / Net weight (Kg)		Nilai / Value C.I.F ( U S \$ )	
		Bulan ini Current month	Kumulatif Cum. Jan. to date	Bulan ini Current month	Kumulatif Cum. Jan. to date
41	Raw hides, skins, and leather	3.625.058	9.164.574	22.348.058	57.270.593
42	Articles of leather; saddlery and harness; travel goods and similar	912.297	2.568.825	4.542.494	13.996.675
43	Furskins and artificial fur; manufactures thereof	1.478	4.486	32.803	76.160
44	Wood and articles of wood; wood charcoal	31.577.055	98.811.291	17.484.156	54.602.329
45	Cork and articles of cork	24.551	76.806	76.952	222.685
46	Manufactured of straw or other plaiting materials; basketware and	40.182	94.042	104.188	243.216
47	Pulp of wood or of other fibrous cellulosic material; recovered	279.676.000	682.384.686	56.159.562	158.955.605
48	Paper and paperboard; articles of paper pulp or of	32.083.312	154.688.135	58.463.704	179.664.537
49	Printed books, newspapers, pictures, and other products of printing	319.298	1.571.412	3.827.753	12.885.186
50	Silk	139.597	322.572	931.973	2.211.317
51	Wool, fine or coarse animal hair; horse hair yarn, woven fabrics of	310.576	906.621	2.717.769	9.309.357
52	Cotton	45.926.249	117.325.786	99.920.619	296.995.080
53	Other vegetable textile fibres; paper yarns and woven fabrics of	1.180.179	3.775.724	1.507.982	7.968.142
54	Man-made filaments	8.821.733	24.716.837	45.141.868	126.740.693
55	Man-made staple fibres	15.482.467	44.100.384	41.232.012	125.515.587
56	Wadding, felt, and non-wovens	3.615.032	10.098.851	11.280.049	32.469.457
57	Carpets and other textile floor coverings	471.120	1.506.149	945.669	3.847.091
58	Special woven fabrics; tufted textile fabrics; lace; tapestries; embro	1.365.872	3.862.042	13.372.813	46.327.488
59	Impregnated, coated, covered or laminated textile fabrics	4.028.262	11.912.346	16.108.340	52.343.780
60	Knitted or crocheted fabrics	5.684.160	17.759.909	42.844.840	138.712.450
61	Articles of apparel and clothing accessories, knitted or crocheted	1.097.141	2.746.327	8.575.465	20.829.083
62	Articles of apparel and clothing accessories, not knitted or	914.231	2.772.341	8.108.481	23.190.635
63	Other made up textile articles; sets; worn clothing and worn textile a	919.133	3.326.464	1.885.925	8.156.675
64	Footwear, gaiters and the like; parts of such articles	2.103.620	5.560.284	10.139.626	29.256.440
65	Headgear and parts thereof	96.834	327.844	474.303	1.811.753
66	Umbrellas, walking sticks, seat-sticks, whips, riding crops and parts	120.393	712.701	142.673	865.005
67	Prepared feathers and articles; artificial flowers; articles of human	37.672	130.551	269.207	906.804
68	Articles of stone, plaster, cement, asbestos, mica or similar material	11.177.184	26.891.825	7.377.158	22.853.025
69	Ceramic products	13.869.522	43.975.302	13.775.550	41.572.566
70	Glass and glassware	15.013.527	40.365.186	11.546.407	35.540.766
71	Natural and cultured pearls, precious/semi precious stones, and	309.906	628.044	4.885.846	11.256.640
72	Iron and steel	376.217.050	1.001.601.863	282.005.349	838.801.544
73	Articles of iron and steel	122.489.690	324.689.010	264.531.077	796.426.826
74	Cooper and articles thereof	7.058.153	18.285.378	26.788.879	77.226.846
75	Nickel and articles thereof	95.195	426.118	1.105.847	4.567.643
76	Aluminium and articles thereof	19.536.202	60.095.333	42.463.165	139.029.241
78	Lead and articles thereof	4.691.174	14.423.780	5.642.986	18.125.060
79	Zinc and articles thereof	7.946.478	22.282.251	10.078.472	30.385.318
80	Tin and articles thereof	383.042	756.118	792.845	2.283.780
81	Other base metal; cermets; and articles thereof	125.968	289.911	1.942.540	3.507.057
82	Tools, implements, cutlery, spoon and forks, of base metal and	2.335.537	8.293.796	16.074.501	58.711.714
83	Miscellaneous articles of base metal	9.146.870	25.673.693	24.561.676	70.908.116
84	Nuclear reactors, boilers, machinery and mechanical appliances;	115.944.415	351.142.252	1.137.256.524	3.505.263.247
85	Electrical machinery and equipments; sound	47.989.802	136.132.193	879.633.714	2.344.041.626
86	Railway and tramway locomotive, mechanical traffic, and all kinds	437.558	1.570.578	1.527.940	8.122.016
87	Vehicles other than railway/tramway, and parts and accessories	22.387.572	71.224.746	163.013.374	577.758.929
88	Aircraft and its components	437.061	1.731.687	275.753.049	636.714.207
89	Ships, boat, and floating structures	51.641.815	137.181.082	152.431.681	352.974.809
90	Optical, photographic, cinematographic, measuring, checking,	3.755.680	10.638.008	75.337.054	220.155.414
91	Clocks and watches and parts thereof	201.735	784.296	1.664.862	5.076.476
92	Musical instruments; parts and accessories of such articles	746.444	2.584.842	7.286.369	23.601.703
93	Arms and ammunition; parts and accessories thereof	18.292	34.619	2.207.262	3.985.052
94	Furnitures, bedding, mattress supports, cushions and stuffed	4.562.861	13.394.691	10.985.193	38.070.413
95	Toys, games and sports requisiters; parts and accessories thereof	2.220.322	5.493.245	5.388.355	15.504.566
96	Miscellaneous manufactured articles	3.018.595	8.063.799	14.608.258	41.881.372
97	Works of arts, collectors' piece and antiques	30.086	112.323	68.256	248.362
98	Vehicles in ckd and their components	9.033.118	20.975.634	50.118.343	136.277.286
	<b>TOTAL IMPORT</b>	<b>5.977.694.304</b>	<b>17.740.040.000</b>	<b>6.554.129.163</b>	<b>19.093.741.739</b>

**I-1. IMPOR MENURUT GOLONGAN BARANG (HS) / IMPORT BY HS COMMODITY GROUPS  
C. MENURUT 40 GOLONGAN BARANG (HS) TERBESAR / BY BIG 40 COMMODITIES (HS)  
\*\*\* MARET / MARCH 2009 \*\*\***

H S	Uraian golongan barang Group description	Berat bersih / Net weight (Kg)		Nilai / Value C.I.F ( U S \$ )	
		Bulan ini Current month	Kumulatif Cum. Jan. to date	Bulan ini Current month	Kumulatif Cum. Jan. to date
2709001000	Crude Petroleum Oil	859.394.393	2.791.787.000	334.442.416	1.011.795.017
2710111200	Motor Spirit, Premium Unleaded	604.493.092	1.781.461.236	285.775.433	823.181.474
2710197100	High Speed Diesel Fuel	372.405.138	1.529.294.147	149.049.831	680.810.167
8802401000	Aeroplanes Of An Unladen Weight > 15,000 Kg	386.521	1.567.127	257.868.092	592.147.014
8517120000	Telephones For Cellular Networks/for Other Wireless Networks	725.957	1.411.371	157.265.449	252.033.036
1001901900	Other Wheat, For Human Consumption	148.978.289	679.660.349	38.070.473	241.204.234
1201009000	Other Soya Beans, Whether Or Not Broken	167.104.781	359.499.375	72.343.875	161.446.018
2304000000	Oil-cake&other Solid Residues,in Pellet Form, From The Extract Of Soyabean	160.325.681	391.693.190	61.744.553	144.061.892
5201000000	Cotton, Not Carded/combed.	38.649.229	95.486.111	52.417.082	139.395.369
8529904000	Parts Of Digital Cameras/video Camera Recorders With App Of Hd 85.25 To	554.202	952.276	83.811.295	138.138.374
8411990000	Oth Parts Of Gas Turbines	305.504	1.458.972	53.527.852	131.204.094
8704102200	Damper Designed For Off Highway, > 24 T Not Ckd	2.196.720	10.342.140	24.030.174	120.766.186
7308909000	Other Structures And Parts Of Structures Of Iron Or Steel	11.887.080	36.805.617	39.118.965	115.559.896
2902430000	P-xylene	57.768.935	154.633.899	44.079.100	104.642.729
2711120000	Liquid Propane	45.106.617	208.180.662	22.007.866	99.159.336
0102901000	Live Oxen, Other Than Pure-bred Breeding Animals	11.544.163	49.532.846	21.938.924	98.712.669
8901902600	Other Vessels, Motorised Of Gross Tonnage > 5000 Ton	19.188.000	26.179.000	89.942.686	98.255.506
2710197900	Other Fuel Oils	103.483.971	308.063.395	26.347.396	97.403.900
8517709900	Other Parts In Subheading 85.17.70	239.423	2.408.695	27.816.752	97.148.343
2901210000	Ethylene	67.751.550	163.602.402	42.765.810	95.666.517
8471302000	Laptop Incl Notebooks	310.788	919.832	35.132.726	95.106.250
8404101090	Oth Auxiliary Plant For Use With Boilers Of Heading 84.02	7.419.366	27.647.062	26.162.205	95.017.102
8542390000	Other Electronic Integrated Circuits	119.278	334.558	28.093.121	87.979.250
8517625300	Other Transmission Apparatus For Radio- Telephony/radio-telegraphy	72.509	348.419	29.203.794	85.779.909
0805200000	Mandarin (incl. Tangerines & Satsumas), & Similar Citrus Hybrids, Fresh Or	42.679.906	95.091.377	38.386.783	84.514.076
8431430000	Parts Of Boring/sinking Mach Of Subhead 8430.41/8430.49	1.577.066	4.860.872	18.555.801	78.559.631
2710111600	Other Motor Spirit, Unleaded	22.421.481	156.607.010	11.233.774	78.108.903
2711130000	Liquid Butanes	45.549.346	165.174.095	21.308.021	75.578.598
8473309000	Parts & Access Ofother Machines Of Heading 84.71	1.146.056	2.588.025	24.202.699	75.296.715
8429520000	Mach With A 360,revolving Super Struct, Mech Shovels,excavators And Shove	4.511.714	9.928.098	23.032.720	64.944.113
8901901400	Other Vessels, Not Motorised Of Gross Tonnage > 500 Ton	6.120.000	35.302.861	4.039.332	64.702.033
7207121000	Slabs Of Iron/non Alloy, Cont.< 0,25% Of Carbon, Other Than Square	38.697.980	143.675.450	17.520.220	64.312.162
2710117000	Naphtha, Reformate Or Preparations For Preparing Spirits	25.874.130	190.152.254	10.342.679	62.872.191
8542900000	Parts Of Electronic Integrated Circuits	66.559	249.822	19.712.932	61.218.652
7304290090	Oth.unfinish Casetube&unworked Pipe End With Yield Strength Less Than	7.442.248	31.163.980	10.418.756	59.857.409
8431499000	Oth Parts Of Machinery Of Heading 84.26, 84.29/84.30	1.993.421	8.759.413	15.977.434	58.979.613
7220909000	Hoop & Strip Of Stainless Steel, Not Cold Rolled, Width > 400mm	10.723.482	30.507.339	24.032.821	58.843.812
7304190000	Oth.tube,pipe&hollow Profile,seamless, Line Pipe Of A Kind Use For Oil/gas	10.482.391	35.382.793	13.016.040	56.365.394
3302900000	Oth Prep Based On Odoriferous Substances For The Manufacture Of	1.482.891	4.261.976	17.040.196	53.134.334
8529909100	Parts Of Tv Receivers Suitable For With The Apparatus Of Hd 85.25 To 85.28	1.806.353	4.999.283	21.429.742	52.520.240

**I-2 IMPOR MENURUT GOLONGAN BARANG SITC / IMPORT BY SITC COMMODITY GROUPS**  
**\*\*\* MARET / MARCH 2009 \*\*\***

SITC	Uraian golongan barang Group description	Berat bersih / Net weight (Kg)		Nilai / Value C.I.F. (US \$)	
		Bulan ini Current month	Kumulatif Cum. Jan. to date	Bulan ini Current month	Kumulatif Cum. Jan. to date
<b>A. By Commodity 1 digit SITC</b>					
0	Bahan makanan dan binatang hidup	765.599.772	2.304.634.761	476.358.039	1.386.238.405
1	Minuman dan tembakau	11.348.067	27.446.911	29.579.195	90.868.786
2	Bahan mentah	1.078.524.885	2.723.559.903	341.376.975	928.403.305
3	Bahan bakar, bahan penyemir, dsb	2.213.821.847	7.593.234.385	940.997.637	3.202.401.621
4	Minyak/lemak nabati dan hewan	14.180.245	22.440.338	12.609.655	25.821.430
5	Bahan kimia	791.451.377	1.932.913.781	857.724.966	2.163.445.994
6	Hasil industri menurut bahan	819.205.388	2.315.893.791	1.025.220.404	3.119.903.273
7	Mesin dan alat pengangkutan	248.217.015	719.694.949	2.649.729.234	7.521.188.001
8	Hasil industri lainnya	35.331.259	100.196.851	218.616.265	650.879.296
9	Barang dan transaksi khusus lainnya	14.449	24.330	1.916.793	4.591.628
	<b>TOTAL IMPORT</b>	<b>5.977.694.304</b>	<b>17.740.040.000</b>	<b>6.554.129.163</b>	<b>19.093.741.739</b>
<b>B. By Commodity 2 digit SITC</b>					
00	Live animal for food	11.620.452	49.743.183	22.086.923	99.111.821
01	Meat and meat preparations	11.688.285	25.793.054	27.570.057	58.324.212
02	Dairy product and eggs	23.811.450	59.159.274	58.610.988	154.445.109
03	Fish, crustaceans, molluscs and their preparations	15.865.855	43.316.453	13.179.435	36.779.828
04	Cereals and cereal preparations	240.850.287	891.993.587	77.181.792	326.163.831
05	Fruits and vegetables	168.298.602	381.354.290	109.999.342	252.053.401
06	Sugar, sugar preparations, and honey	38.701.564	203.711.684	16.382.053	72.582.430
07	Coffee, tea, cocoa, and spices	11.471.603	28.710.466	25.240.172	61.947.619
08	Feeding stuff for animals	234.799.794	594.195.429	100.221.683	244.742.042
09	Miscellaneous food preparations	8.491.880	26.657.341	25.885.594	80.088.112
11	Beverages	7.274.081	14.817.102	4.182.376	8.848.049
12	Tobacco and tobacco manufactured	4.073.986	12.629.809	25.396.819	82.020.737
21	Hides, skins and furskins	1.214.750	2.563.565	728.331	2.034.206
22	Oil seeds, nuts, and kernels	192.564.686	418.497.533	93.887.784	216.437.191
23	Crude rubber	12.396.694	35.064.633	18.101.800	61.613.150
24	Wood, lumber, and cork	14.812.230	45.501.681	9.597.688	29.287.785
25	Pulp and waste paper	279.676.000	682.384.686	56.159.562	158.955.605
26	Textile fibres and their waste	52.404.934	134.767.403	85.593.977	234.966.635
27	Crude fertilizers and crude minerals	404.501.682	1.041.945.949	32.219.298	108.438.491
28	Metalliferous ores and metal scraps	118.924.718	358.411.100	39.213.535	102.418.935
29	Crude animals and vegetable materials, nes	2.029.191	4.423.353	5.875.000	14.251.307
32	Coal, coke, and briquettes	6.711.827	39.152.884	1.979.893	13.114.081
33	Petroleum and petroleum products	2.116.445.323	7.128.275.865	895.675.590	2.987.857.398
34	Gas; natural and manufactured	90.664.697	425.805.636	43.342.154	201.430.142
41	Animal oils and fats	174.113	369.237	793.090	1.998.493
42	Fixed vegetable oils/fats	10.974.862	14.353.648	7.300.843	11.842.451
43	Animal vegetable oils/fats	3.031.270	7.717.453	4.515.722	11.980.486
51	Organic chemicals	325.454.266	786.469.831	301.524.372	700.513.298
52	Inorganic chemicals	179.879.470	398.226.946	60.363.704	163.894.274
53	Dyeing, tanning, and colouring materials	20.472.341	54.303.419	49.963.419	130.868.604
54	Medical and pharmaceutical products	3.033.698	6.326.780	49.247.402	133.681.775
55	Essential oils and perfumery materials	13.765.799	31.106.608	51.158.671	138.202.547
56	Manufactured fertilizers	55.021.840	173.472.334	28.026.955	88.671.287
57	Plastics in primary forms	117.493.225	301.374.506	156.694.893	401.806.547
58	Plastics in non-primary forms	17.684.517	40.269.684	37.543.128	91.964.055
59	Chemical materials and its products, nes	58.646.221	141.363.673	123.202.422	313.843.607
61	Leather, leather med, nes	2.434.515	6.668.085	21.788.931	55.701.383
62	Rubber manufactured, nes	10.575.882	29.862.113	55.253.233	154.378.304
63	Wood and cork manufactured	16.789.376	53.386.416	7.963.420	25.537.229
64	Paper, paperboard, and manufactured thereof	31.558.624	153.015.576	51.863.977	159.522.377
65	Textile yarns, fabrics, and their products	36.214.522	106.040.358	193.075.847	617.711.810
66	Non metallic minerals manufactured	220.862.906	611.593.839	42.221.377	125.264.280
67	Iron and steel	405.296.254	1.078.596.962	408.476.383	1.225.304.373
68	Non ferrous metals	35.784.790	105.686.158	79.302.054	243.055.542
69	Manufactured of metal, nes	59.688.519	171.044.284	165.275.182	513.427.975
71	Power generating machine and equipments	33.894.360	103.498.073	301.721.227	971.470.829
72	Machinery specialized for particular industry	32.145.548	99.373.507	279.912.340	929.791.039
73	Metalworking machinery	4.719.682	13.648.478	48.698.658	147.628.073
74	General industrial machinery and equipments	44.599.795	135.550.078	400.411.104	1.211.283.582
75	Office machinery and automatic data processing	6.816.960	16.923.395	164.932.376	456.341.120
76	Telecommunication and reproducers apparatus	9.402.011	29.910.361	430.500.322	967.266.762
77	Electrical machinery and apparatus	33.077.948	89.686.010	386.816.482	1.138.697.149
78	Road vehicles	31.167.015	91.037.494	207.301.846	702.429.525
79	Other transportation equipments	52.393.696	140.067.553	429.434.879	996.279.922
81	Sanitary, plumbing, and fittings	2.396.844	9.492.740	7.193.549	38.283.779
82	Furniture	3.426.004	9.277.217	6.566.096	19.852.110
83	Traveling goods	850.032	2.337.893	3.961.612	12.430.417
84	Clothing	2.597.140	7.913.474	20.336.641	59.514.120
85	Footwear	2.103.620	5.560.284	10.139.626	29.256.440
87	Professional, scientific, and contractor instruments	3.252.149	9.310.476	50.818.178	154.458.594
88	Photographic apparatus, equipments and optics	1.767.181	4.851.896	23.185.919	60.484.141
89	Miscellaneous manufactured articles	18.938.289	51.452.871	96.414.644	276.599.695
96	Coin; not being legal tender	46	465	39	290
97	Gold; non monetary	14.403	23.865	1.916.754	4.591.338
	<b>TOTAL IMPORT</b>	<b>5.977.694.304</b>	<b>17.740.040.000</b>	<b>6.554.129.163</b>	<b>19.093.741.739</b>

I-2 IMPOR MENURUT GOLONGAN BARANG SITC / IMPORT BY SITC COMMODITY GROUPS  
 \*\*\* MARET / MARCH 2009 \*\*\*

SITC	Uraian golongan barang Group description	Berat bersih/ Net weight(Kg)		Nilai/Value C.I.F.(US\$)	
		Bulan ini Current month	Kumulatif Cum.Jan.to date	Bulan ini Current month	Kumulatif Cum.Jan.to date
<b>C. By Commodity 3 digit SITC</b>					
001	Live Animals Other Than Fish	11.620.452	49.743.183	22.086.923	99.111.821
011	Meat Of Bovine Animals Fresh, Chilled Or Frozen	6.629.697	14.045.307	18.220.161	38.187.719
012	Other Meat, Other Edible Meat Offal, Fresh, Chilled Or Frozen	4.979.201	11.447.348	9.122.751	19.377.292
016	Meat And Edible Meat Offal, Salted, Dried, Edible Flour Of Meat	3.900	3.900	14.592	14.592
017	Meat And Edible Meat Offal, Prepared Or Preserved	75.487	296.499	212.553	744.609
022	Milk,cream, And Milk Products Other Than Butter Or Cheese	21.487.237	53.360.020	50.294.792	131.484.614
023	Butter And Other Fats From Milk	980.975	2.290.102	3.005.426	7.805.378
024	Cheese And Curds	1.164.186	3.134.389	4.203.298	12.849.184
025	Eggs, Birds, And Egg Yolks; Fresh, Dried Or Otherwise Preserved	179.052	374.763	1.107.472	2.305.933
034	Fish, Fresh, Chilled Or Frozen	12.316.627	33.413.537	8.522.280	24.027.832
035	Fish, Dried Salted Or In Brine; Smoked Fish	1.692.390	5.390.220	1.498.129	4.495.911
036	Crustaceans, Molluscs, And Aquatic Invertebrates	1.651.069	4.002.920	2.243.605	6.566.214
037	Fish, Crustaceans, Molluscs, And Other Aquatic Invertebrates;	205.769	509.776	915.421	1.689.871
041	Wheat And Meslin, Unmilled	148.978.289	679.782.197	38.070.473	241.607.675
042	Rice	35.294.531	78.124.617	15.000.549	31.887.015
043	Barley, Unmilled	1.567	1.567	862	862
044	Maize, Unmilled	1.107.820	31.716.727	724.447	6.770.959
045	Cereals, Unmilled	788.984	3.418.022	267.173	1.252.615
046	Meal And Flour Of Wheat And Flour Of Meslin	49.505.994	81.076.062	18.211.905	30.598.635
047	Other Cereal Meals And Flours	641.030	1.862.369	252.320	766.153
048	Cereal Preparations And Preparations Of Flours/starchs Of Fruit	4.532.072	16.012.026	4.654.063	13.279.917
054	Vegetables, Fresh, Chilled, Frozen Or Simply Preserved	90.220.755	198.745.970	37.050.585	79.515.036
056	Vegetables, Roots And Tubers, Prepared Or Preserved Nes	4.087.926	9.975.577	4.651.233	13.101.916
057	Fruit And Nut; Fresh Or Dried	72.416.107	168.449.162	66.106.284	153.338.217
058	Fruits, Preserved And Preparations	693.068	2.013.687	997.359	2.657.772
059	Fruit And Vegetable Juices	880.746	2.169.894	1.193.881	3.440.460
061	Sugar, Molasses, And Honey	38.423.700	202.766.916	15.384.795	70.082.782
062	Sugar Confectionery	277.864	944.768	997.258	2.499.648
071	Coffee And Coffee Substitutes	524.504	2.224.698	3.008.711	12.847.493
072	Cocoa	6.695.704	12.762.689	17.353.092	31.232.891
073	Chocolate And Other Food Preparations Containing Cocoa	764.105	3.418.657	1.998.853	8.467.250
074	Tea And Mate	510.590	1.719.420	1.187.272	3.841.200
075	Spices	2.976.700	8.585.002	1.692.244	5.558.785
081	Feeding Stuff For Animals	234.799.794	594.195.429	100.221.683	244.742.042
091	Margarine And Shortening	346.633	730.463	676.079	2.029.966
098	Edible Products And Preparations	8.145.247	25.926.878	25.209.515	78.058.146
111	Non-alcoholic Beverages, Nes	7.265.199	14.796.451	4.078.289	8.707.681
112	Alcoholic Beverages	8.882	20.651	104.087	140.368
121	Tobacco, Unmanufactured And Refused	3.552.836	9.871.977	21.335.367	61.773.567
122	Tobacco, Manufactured	521.150	2.757.832	4.061.452	20.247.170
211	Hides And Skins, Raw	1.214.584	2.562.950	725.291	2.021.522
212	Furskins, Raw	166	615	3.040	12.684
222	Oil Seeds Use For Extraction Ofsoft Fixed Vegetable Oils	191.873.508	417.543.855	92.925.245	212.836.651
223	Oil Seeds Use For Extraction Of Other Fixed Vegetable Oils	691.178	953.678	962.539	3.600.540
231	Natural Rubber Latex;natural Rubber And Similar Natural Gums	846.596	1.933.454	1.155.676	2.647.172
232	Synthetic Rubber Latex, Synthetic/reclaimed Rubber	11.550.098	33.131.179	16.946.124	58.965.978
244	Cork,natural.raw And Waste	2.962	8.660	9.123	34.691
245	Fuel Wood And Wood Charcoal	0	70.739	0	91.967
246	Wood In Chips Or Particles And Waste	294.034	453.831	117.117	173.309
247	Wood In The Rough Or Roughly Squared	2.713.239	6.850.839	858.530	2.685.039
248	Wood, simply Worked And Railway Sleeper Of Wood	11.801.995	38.117.612	8.612.918	26.302.779
251	Pulp And Waste Paper	279.676.000	682.384.686	56.159.562	158.955.605
261	Silk	108.145	211.799	770.053	1.506.686
263	Cotton	38.820.035	95.889.951	53.922.789	145.842.704
264	Jute And Other Textile Bast Fibres	260.981	1.224.165	129.470	636.206
265	Vegetable Textile Fibres,raw Or Processed;waste Of These Fibres	168.991	340.046	168.465	319.085
266	Synthetic Fibres Suitable For Spinning	8.055.559	23.193.599	13.242.518	37.367.828
267	Other Man-made Fibres Suitable For Spinning And Waste	4.832.831	13.449.190	16.615.668	47.162.278
268	Wool And Other Animal Hair	157.277	416.050	743.436	2.122.974
269	Old Clothing And Other Old Textile Articles; Rags	1.115	42.603	1.578	8.874
272	Fertilizers, Crude	366.670	108.764.768	258.012	21.796.547
273	Stone, Sand And Gravel	116.782.386	300.717.951	5.231.840	14.619.602
274	Sulphur And Unroasted Iron Pyrites	19.210.791	45.479.608	5.145.664	10.822.715
277	Natural Abrasives	1.017.165	4.647.019	401.503	1.674.205
278	Other Crude Minerals	267.124.670	582.336.603	21.182.279	59.525.422
281	Iron Ore And Concentrates	12.049	144.881.060	15.311	33.258.622
282	Waste And Scrap Metal Of Iron/steel	45.417.149	111.177.224	12.255.757	28.861.823
283	Copper Ores And Concentrates	67	103.379	67	32.966
284	Nickel Ores And Concentrates	378	614	1.284	3.183
285	Aluminium Ores And Concentrates	70.328.297	94.278.496	23.829.105	31.380.761
286	Ores And Concentrates Of Uraniumand Thorium	2	2	6	6
287	Ores And Concentrates Of Basemetals	1.696.143	4.233.686	1.628.127	4.317.521
288	Non-ferrous Base Metal Waste And Scraps	1.470.630	3.736.636	1.483.850	4.564.025
289	Ores And Concentrates Of Precious Metals; Waste,scraps	3	3	28	28
291	Crude Animal Materials	715.574	1.489.501	843.126	2.927.307
292	Crude Vegetable Materials	1.313.617	2.933.852	5.031.874	11.324.000
321	Coals, Pulverized Or Not	1.490.557	27.165.540	497.801	9.191.485

**I-2 IMPOR MENURUT GOLONGAN BARANG SITC / IMPORT BY SITC COMMODITY GROUPS**  
**\*\*\* MARET / MARCH 2009 \*\*\***

SITC	Uraian golongan barang Group description	Berat bersih/ Net weight(Kg)		Nilai/Value C.I.F.(US\$)	
		Bulan ini Current month	Kumulatif Cum.Jan.to date	Bulan ini Current month	Kumulatif Cum.Jan.to date
<b>C. By Commodity 3 digit SITC</b>					
322	Briquettes, Lignite And Peat	69.503	135.962	96.820	192.106
325	Coke And Semi Coke Of Coal/lignite/peat	5.151.767	11.851.382	1.385.272	3.730.490
333	Petroleum Oil, Crude	859.476.224	2.791.923.392	334.534.130	1.011.968.292
334	Petroleum Products, Refined	1.215.352.870	4.196.298.818	540.254.805	1.912.664.886
335	Residual Petroleum Products, And Related Materials	41.616.229	140.053.655	20.886.655	63.224.220
342	Liquefied Propane And Butane	90.655.963	373.354.757	43.315.887	174.737.934
343	Natural Gas, Liquefied Or Not	69	103	170	7.553
344	Petroleum Gases And Other Gas	8.509	52.450.518	23.229	26.679.508
345	Coal Gas, Water Gas And Similar Gas	156	258	2.868	5.147
411	Animal Oils And Fats	174.113	369.237	793.090	1.998.493
421	Fixed Vegetable Fats And Oils Soft,crude,refined Or Fractioned	1.846.516	4.542.073	2.087.971	5.484.338
422	Fixed Vegetable Fats And Oils Solid,crude,refined Or Fractioned	9.128.346	9.811.575	5.212.872	6.358.113
431	Animal And Vegetable Oil; Fat Processed And Their Wax	3.031.270	7.717.453	4.515.722	11.980.486
511	Hydrocarbon And Their Halogenated, Nitrated Derivatives	223.816.052	524.490.163	151.904.934	327.075.789
512	Alcohols,phenols,phenol-alcohols And Their Halogenated	43.867.886	126.757.131	32.904.152	90.396.532
513	Carboxylic Acids,and Their Anhydrides,halides,peroxides	25.293.885	64.007.899	32.325.442	78.946.570
514	Nitrogen-function Compounds	10.667.527	23.941.331	27.078.020	61.197.972
515	Organo-inorganic And Heterocyclic Compounds	10.204.027	23.783.218	40.691.647	101.792.998
516	Other Organic Chemicals	11.604.889	23.490.089	16.620.177	41.103.437
522	Inorganic Chemical Elements, Oxides And Halogen Salts	88.371.677	160.204.085	29.024.343	72.880.682
523	Metallicsalts And Peroxysalts	89.640.107	233.260.480	29.383.325	85.973.026
524	Other Inorganic Chemicals;chemical Compound Of Precious	1.866.767	4.757.025	1.442.508	4.284.008
525	Radioactive And Associated Materials	919	5.356	513.528	756.558
531	Synthetic Organic; Colouring Matter	3.895.013	9.066.003	16.956.764	39.241.920
532	Dyeing/tanning Extracts And Synthetic Tanning Materials	690.723	1.797.464	1.079.393	2.549.529
533	Pigments, Paints, Varnishes, And Related Materials	15.886.605	43.439.952	31.927.262	89.077.155
541	Medicinal And Pharmaceutical Products	969.053	3.212.318	29.453.149	74.662.131
542	Medicaments, Including Veterinary Medicaments	2.064.645	3.114.462	19.794.253	59.019.644
551	Essential Oils, Perfumes, And Flavour Materials	1.874.866	5.570.132	20.101.127	62.517.606
553	Perfumery, Cosmetics, And Toilet Preparations	6.986.152	11.731.105	20.805.594	45.310.907
554	Soap,cleansing And Polishing Preparations	4.904.781	13.805.371	10.251.950	30.374.034
562	Fertilizers, Manufactured	55.021.840	173.472.334	28.026.955	88.671.287
571	Polymers Of Ethylene In Primary Forms	29.590.552	89.368.203	31.453.081	90.675.815
572	Polimers Of Styrene In Primary Forms	9.017.480	24.387.221	12.825.797	35.615.609
573	Polimers Of Vinyl Chloride In Primary Forms	3.928.819	10.943.109	4.658.137	11.987.586
574	Poliacetals And Polycarbons In Primary Forms	14.812.700	34.414.757	23.908.550	58.219.053
575	Other Plastics In Primary Forms	59.996.804	141.725.679	83.833.575	205.089.839
579	Waste And Scrap Of Plastics	146.870	535.537	15.753	218.645
581	Tubes, Pipes, And Hoses Of Plastics	1.581.256	3.120.576	5.632.708	12.934.914
582	Plates, Sheets, And Film Of Plastics	15.981.339	36.864.334	31.433.027	77.719.745
583	Monofilament And Rod Of Plastics	121.922	284.774	477.393	1.309.396
591	Disinfectants, Insecticides, And Fungicides Put In Forms	2.799.935	6.474.372	21.746.151	40.426.233
592	Starches, Inulin, And Wheat Glutenal Buminoidal Substances; Glues	21.303.604	54.052.085	20.761.141	58.348.179
593	Explosive And Pyrotechnic Products	675.522	1.322.403	3.948.818	9.069.152
597	Additive For Mineral Oils	10.900.359	25.854.083	28.187.046	74.407.604
598	Miscellaneous Chemical Products	22.966.801	53.660.728	48.559.266	131.592.339
599	Residual products of chemical or allied industries, sewage	0	2	0	100
611	Leathers	2.410.474	6.601.624	21.622.767	55.249.071
612	Manufactures And Composition Leathers	23.799	66.219	158.782	444.930
613	Furskins, Tanned Or Dressed	242	242	7.382	7.382
621	Materials Of Rubber	3.067.043	8.112.471	13.795.493	32.090.200
625	Rubber Tyre,tyre Cases,tyre Treads,inner Tubes, And Tyre Flaps	5.278.086	15.306.021	23.980.659	71.899.476
629	Articles Of Rubbers	2.230.753	6.443.621	17.477.081	50.388.628
633	Cork Manufactures	21.589	68.146	67.829	187.994
634	Veneers,plywood,improved/reconstituted Wood Worked	16.083.377	50.453.314	6.677.892	21.360.081
635	Wood Manufactures	684.410	2.864.956	1.217.699	3.989.154
641	Papers And Paperboards	23.249.307	70.104.144	26.487.133	86.768.628
642	Paper And Paperboard Cut To Size/shape And Article Of Papers	8.309.317	82.911.432	25.376.844	72.753.749
651	Textile Yarns	8.466.586	22.184.953	22.634.165	66.696.163
652	Cotton Fabrics, Woven	5.949.313	18.055.618	43.382.305	143.034.334
653	Fabrics, Woven, Of Man-made Fibres	5.416.344	16.300.823	38.631.997	115.479.972
654	Textile Fabrics, Woven, Other Than Of Cotton Or Man-made Fibres	821.369	1.989.777	5.037.422	16.527.714
655	Knitted Or Crocheted Fabrics	5.684.160	17.759.909	42.844.840	138.712.450
656	Tulle,lace,embroidery,ribbons,trimmings And Other Small Wares	1.001.295	3.427.982	10.604.408	41.064.953
657	Special Yarns,textile Fabrics	7.486.142	21.529.134	27.108.267	84.172.961
658	Made-up Articles, Wholly/chiefly Of Textile Materials	918.192	3.284.891	1.886.764	8.157.358
659	Floor Coverings	471.121	1.507.271	945.679	3.865.905
661	Lime,cement And Fabricated Construction Materials	184.615.546	510.442.245	11.084.495	31.168.071
662	Clay And Refractory Construction Materials	12.423.429	39.714.740	11.290.372	35.662.566
663	Mineral Manufactures	7.708.422	17.267.318	8.152.220	22.556.748
664	Glass	5.969.673	15.163.946	5.147.561	17.016.131
665	Glassware	8.370.308	24.008.316	5.637.343	16.455.274
666	Pottery	1.773.566	4.992.439	750.369	2.150.167
667	Pearl, Precious And Semi Precious Stones	1.962	4.835	159.017	255.323
671	Pig Iron,spiegeleisen,sponge Iron, And Ferro-alloys	8.901.658	13.681.495	7.300.638	14.535.593
672	Ingots And Other Iron/steel In Primary Forms	49.018.851	201.940.697	23.193.338	95.406.384
673	Flat Rolled Products, Not Clad	143.990.747	354.004.647	92.156.138	283.853.614

**I-2 IMPOR MENURUT GOLONGAN BARANG SITC / IMPORT BY SITC COMMODITY GROUPS**  
**\*\*\* MARET / MARCH 2009 \*\*\***

SITC	Uraian golongan barang Group description	Berat bersih/ Net weight(Kg)		Nilai/Value C.I.F.(US\$)	
		Bulan ini Current month	Kumulatif Cum.Jan.to date	Bulan ini Current month	Kumulatif Cum.Jan.to date
<b>C. By Commodity 3 digit SITC</b>					
674	Flat Rolled Products, Clad Or Plated	36.067.887	86.840.308	33.502.751	96.635.086
675	Flat Rolled Products And Alloy Steels	36.456.256	93.448.587	62.539.613	156.293.871
676	Iron/steel Bars, Rods, Angels, Shaped And Sections	43.539.575	115.896.358	40.763.687	137.493.923
677	Rail/railway And Tractor Construction Of Iron/steel Materials	8.594.776	9.092.516	8.589.176	12.010.953
678	Wire Of Iron/steel	13.134.038	26.159.016	10.691.279	27.841.427
679	Tubes, Pipes, Hollow Profile, Pipe Fitting Of Iron/steel	65.592.466	177.533.338	129.739.763	401.233.522
681	Silver, Platinum, And Other Metal Of The Platinum Groups	4.081	7.241	385.245	888.799
682	Copper	6.518.131	16.754.223	25.446.210	72.348.630
683	Nickel	72.362	287.331	964.062	3.160.031
684	Alumunium	16.895.937	52.854.855	36.614.974	117.911.380
685	Lead	4.671.523	14.365.261	5.478.002	17.515.225
686	Zinc	7.543.788	21.191.976	9.422.044	28.527.734
687	Tin	35.134	86.922	455.912	1.446.900
689	Miscellaneous Non-ferrous Basemetals Employed In Metallurgy	43.834	138.349	535.605	1.256.843
691	Structures And Parts Of Iron/steel Or Aluminium	13.403.508	41.859.909	43.334.538	132.783.358
692	Metal Containers For Storage And Transportations	4.388.256	21.646.034	11.029.818	54.278.133
693	Wire Products And Fencing Grills	8.018.537	16.573.717	11.783.984	30.455.083
694	Nails, Screws, Nuts, Bolts, Rivets Of Iron/steel Or Copper	9.347.013	22.322.424	22.179.775	68.760.494
695	Tools For Used In The Hand Or In Machines	1.820.670	6.589.450	14.504.231	52.562.413
696	Cutlery	477.034	1.549.586	1.522.201	5.983.290
697	Household Equipment Of Base Metals	2.321.383	6.365.917	5.345.296	14.754.762
699	Manufactures Of Base Metals	19.912.118	54.137.247	55.575.339	153.850.442
711	Steam And Other Vapour Generating Boilers And Parts	11.352.943	41.880.760	43.809.708	174.323.347
712	Steam Or Other Generating Boilers And Parts	3.903.842	14.002.986	29.926.916	100.574.515
713	Internal Combustion Piston Engines And Parts	10.623.092	23.380.802	83.892.125	241.084.529
714	Engines And Motors, Non-electric And Parts	553.402	2.164.454	80.455.486	219.187.775
716	Rotating Electric Plants And Parts	6.968.143	19.639.217	57.369.792	207.472.489
718	Other Power Generating Machines And Parts	492.938	2.429.854	6.267.200	28.828.174
721	Agricultural Machinery And Parts	887.582	2.102.238	6.160.426	17.984.352
722	Tractors	53.197	929.214	439.274	5.646.418
723	Civil Engineering And Contractor Plants And Equipments/parts	12.627.317	43.565.587	91.294.876	350.576.539
724	Textile/leather Machinery And Parts	2.977.496	8.782.368	20.088.942	60.372.663
725	Papermill/pulpmill Machinery And Paper Cutting Machines	4.772.695	8.474.397	44.830.341	94.543.835
726	Printing/book Binding Machinery And Parts	688.370	3.081.963	26.675.847	87.627.844
727	Food Processing Machines And Parts	3.644.443	7.378.641	21.546.092	52.028.781
728	Other Machines And Equipment Specialized For Particular Industry	6.494.448	25.059.099	68.876.542	261.010.607
731	Machine Tools By Removing Metal	1.343.183	4.328.646	17.915.032	60.374.657
733	Machine Tool For Working Metals	1.655.860	3.795.954	12.687.969	29.779.376
735	Parts Of Machine Tools	218.042	1.109.492	5.754.126	20.876.455
737	Metalworking Machinery And Parts	1.502.597	4.414.386	12.341.531	36.597.585
741	Heating And Cooling Equipments And Parts	7.906.448	23.130.922	70.932.829	196.709.150
742	Pumps For Liquid And Parts	5.295.918	14.598.398	39.611.874	118.015.821
743	Pumps, Compressors, Fans, Blowers, Centrifuges, And Parts	5.927.183	19.761.945	64.487.170	174.421.004
744	Mechanical Handling Equipments And Parts	6.918.341	26.726.521	54.459.700	170.132.170
745	Other Non-electical Machinery, Tools, And Mechanical Apparatus	1.467.610	4.630.529	20.664.863	80.507.615
746	Ball Or Roller Bearings	2.074.454	6.067.215	17.986.549	57.094.361
747	Taps, Cocks, And Valves For Pipes	5.149.850	14.133.868	53.621.347	160.612.152
748	Transmission Shafts And Cranks	8.079.795	20.300.442	52.179.053	174.255.330
749	Non-electric Parts And Accessories Of Machineries	1.780.196	6.200.238	26.467.719	79.535.979
751	Office Machines	2.308.663	5.674.602	35.098.602	90.268.554
752	Automatic Data Processing Machines And Their Units	2.618.942	6.919.669	97.619.586	269.178.529
759	Parts And Accessories For Machine Of Heading 751 Or 752	1.889.355	4.329.124	32.214.188	96.894.037
761	Television Receivers	1.271.165	4.898.467	7.053.858	28.957.259
762	Radio Broadcast Receivers	68.594	360.881	1.500.572	4.901.062
763	Sound Recorders Or Reproducers	214.327	902.327	6.570.901	16.791.639
764	Telecommunication Equipments And Parts	7.847.925	23.748.686	415.374.991	916.616.802
771	Electric Power Machinery And Parts	2.008.830	7.578.620	35.776.996	110.480.831
772	Electrical Apparatus For Making And Breaking Electrical Circuits	5.348.435	16.966.871	93.173.390	307.598.906
773	Equipment For Distributing Electricity	6.679.391	16.545.134	41.627.967	120.549.283
774	Electrical Apparatus For Medical Purposes And Radiological	109.310	301.335	5.294.454	13.334.476
775	Household Type, Electrical/non-electrical Equipments	5.732.031	14.663.250	21.726.953	57.218.961
776	Thermionic, Cold Cathode, And Photo Cathode Valves/tubes	2.819.015	8.042.102	85.863.951	248.179.834
778	Electrical Machinery And Apparatus	10.380.936	25.588.698	103.352.771	281.334.858
781	Passenger Motor Cars	3.020.054	9.263.667	32.206.637	97.384.854
782	Motor Vehicle For The Transportation Of Goods	10.058.959	31.666.596	66.480.488	266.473.761
783	Road Motor Vehicles	787.684	1.858.985	2.817.092	10.585.382
784	Parts And Accessories Of The Motor Vehicles	11.117.442	28.712.719	71.382.306	206.611.842
785	Motorcycles, Scooters, And Other Cycles Motorized/non Motorized	4.792.156	16.805.316	30.571.290	112.233.174
786	Trailers And Other Vehicles, Not Motorized	1.390.720	2.730.211	3.844.033	9.140.512
791	Railway Vehicles And Associated Equipments	314.924	1.154.984	1.251.513	6.766.727
792	Aircraft And Associated Equipments And Parts	436.957	1.731.487	275.751.685	636.538.386
793	Ships, Boats, And Floating Structures	51.641.815	137.181.082	152.431.681	352.974.809
811	Prefabricated Buildings	204.081	1.273.779	653.267	6.695.641
812	Sanitary, Plumbing, Heating, And Lighting Fixtures/fittings	1.178.834	4.970.723	2.606.773	19.544.474
813	Lighting Fixtures And Fittings	1.013.929	3.248.238	3.933.509	12.043.664
821	Furnitures And Parts	3.426.004	9.277.217	6.566.096	19.852.110
831	Travel Goods	850.032	2.337.893	3.961.612	12.430.417

**I-2 IMPOR MENURUT GOLONGAN BARANG SITC / IMPORT BY SITC COMMODITY GROUPS**  
**\*\*\* MARET / MARCH 2009 \*\*\***

SITC	Uraian golongan barang <i>Group description</i>	Berat bersih/ <i>Net weight</i> (Kg)		Nilai/ <i>Value C.I.F</i> (US\$)	
		Bulan ini <i>Current month</i>	Kumulatif <i>Cum.Jan.to date</i>	Bulan ini <i>Current month</i>	Kumulatif <i>Cum.Jan.to date</i>
<b>C. By Commodity 3 digit SITC</b>					
841	Men's Coats/jackets, Not Knitted	261.206	564.357	2.115.529	4.749.741
842	Women's Coats/jacket, Not Knitted	339.653	1.139.578	2.805.678	8.151.807
843	Men's Coats/jackets, Knitted	110.978	265.881	1.285.217	2.519.514
844	Women's Coats/jackets, Knitted	284.157	777.221	1.766.077	3.934.786
845	Articles Of Apparel	786.981	2.073.462	6.291.446	16.053.024
846	Clothing Accessories Of Textiles Fabrics	228.397	698.169	2.419.999	8.610.846
848	Articles Of Apparel And Clothing Accessories Of Other Than Textile	585.768	2.394.806	3.652.695	15.494.402
851	Footwears	2.103.620	5.560.284	10.139.626	29.256.440
871	Optical Instrument And Apparatus	36.228	119.573	1.345.232	3.345.985
872	Medical Instruments And Appliances	923.044	2.991.564	9.399.066	28.838.247
873	Meters And Counters	595.323	1.589.941	6.021.242	18.162.232
874	Measuring, Checking, Analysing, And Controlling Instrument And	1.697.554	4.609.398	34.052.638	104.112.130
881	Photographic Apparatus And Equipments	179.662	408.449	4.704.202	11.865.763
882	Photographic And Chinematographic Supplies	1.093.399	2.770.857	6.185.619	14.036.371
883	Cinematograph Film, Exposed And Developed	5.084	9.932	346.452	681.438
884	Optical Goods	287.301	878.362	10.284.784	28.824.093
885	Watches And Clocks	201.735	784.296	1.664.862	5.076.476
891	Arms And Ammunitions	119.089	136.547	7.259.658	9.073.781
892	Printed Matter	843.986	3.243.971	10.427.480	33.027.346
893	Article Of Plastics	9.985.767	26.594.616	25.875.827	76.720.807
894	Baby Carriages, Toys, Games, And Sporting Goods	2.367.222	5.880.202	5.746.384	16.337.540
895	Office And Stationery Supplies	1.480.442	3.473.706	7.455.924	17.232.380
896	Works Of Art, Collectors Pieces And Antiques	30.086	112.323	68.256	248.362
897	Jewellery, Goldsmith, Silversmith Wares, And Other Articles	289.271	591.411	2.424.037	5.515.048
898	Musical Instrument And Parts/accessories	1.151.692	3.711.658	20.802.282	70.544.783
899	Other Miscellaneous Manufactured Articles	2.670.734	7.708.437	16.354.796	47.899.648
961	Coin Not Being Legal Tender	46	465	39	290
971	Gold, Non-monetary	14.403	23.865	1.916.754	4.591.338
<b>TOTAL IMPORT</b>		<b>5.977.694.304</b>	<b>17.740.040.000</b>	<b>6.554.129.163</b>	<b>19.093.741.739</b>



**I.3. IMPOR MENURUT KOMODITI / IMPORT BY HS COMMODITY**  
**\*\*\* MARET / MARCH 2009 \*\*\***

H S Uraian Komoditi Commodity Description	Berat Bersih / Net Weight (Kg)		Nilai / Value C.I.F (US\$)	
	Bulan ini Current Month	Kumulatif Cum.Jan. to date	Bulan ini Current Month	Kumulatif Cum.Jan. to date
0102901000 Live oxen, other than pure-bredbreeding animals	11.544.163	49.532.846	21.938.924	98.712.669
0102902000 Live buffaloes, other than pure-bredbreeding animals	76.279	210.318	147.808	398.329
0106200000 Live reptiles (including snakes and turtles)	10	19	191	823
0201200000 Oth cuts with bone in of bovine animals, fresh or chilled	740	1.285	2.588	5.384
0201300000 Meat of bovine animals, boneless, fresh or chilled	142.771	220.644	568.180	894.334
0202200000 Oth cuts with bone in of bovine animals, frozen	516.778	1.045.752	1.006.046	1.888.549
0202300000 Meat of bovine animals, boneless, frozen	5.969.408	12.777.626	16.643.347	35.399.452
0203290000 Other meat of swine, frozen	16.320	48.960	14.853	44.529
0204220000 Oth cuts with bone in of sheep, fresh or chilled	852	3.121	5.780	18.787
0204230000 Other meat of sheep, boneless, fresh or chilled	1.971	4.109	12.655	25.282
0204410000 Carcasses & half-carcasses of sheep, frozen	10.165	18.792	41.293	77.833
0204420000 Oth cuts with bone in of sheep, frozen	41.838	83.305	160.412	322.193
0204430000 Other meat of sheep, boneless, frozen	8.099	30.912	32.792	129.430
0204500000 Meat of goats, fresh, chilled or frozen	151.125	151.125	370.524	370.524
0206210000 Tongues of bovine animals, frozen	48.327	105.895	98.284	208.617
0206220000 Livers of bovine animals, frozen	131.878	531.660	212.513	783.654
0206290000 Other edible offal of bovine animals, frozen	3.934.385	9.075.047	7.174.025	15.371.947
0206300000 Edible offal of swine, fresh or chilled	0	21.140	0	27.838
0206900000 Edible offal of sheep, goats, horses, asses, mules or hinnies, frozen	58.263	58.263	108.470	108.470
0207120000 Meat & edible offal of the spec. gallus domesticus, not cut in piece, frozen	47.212	180.413	70.255	279.481
0207149000 Oth cuts & offals of fowl of the species gallus domesticus, frozen	355.166	826.103	493.112	1.148.818
0207250000 Meat and edible offal of turkeys, not cut in pieces, frozen	2.352	2.929	3.233	4.063
0207331000 Meat and edible offal of ducks, not cut in pieces, frozen	124.051	258.377	105.085	236.361
0208900010 Frogs legs	47.197	47.197	219.465	219.465
0210999000 Oth meat & edible, incl. froures & meals salted, in brine, dried or smoked	3.900	3.900	14.592	14.592
0301102000 Ornamental marine fish, live	0	24.528	0	7.257
0301103000 Freshwater ornamental fish, live	3.757	4.220	2.434	3.165
0301920000 Eels (anguilla spp.), live	200	700	14.702	30.509
0301994090 Other freshwater fish, live	41.562	110.561	55.550	129.619
0302190000 Oth salmonidae fish, excl. fillet, liver and roes, fresh or chilled	79.450	199.922	37.579	106.075
0302390000 Oth tunas, excl. fillets, livers & roes, fresh or chilled	133.200	133.200	85.048	85.048
0302610000 Sardines, excl. fillets, livers & roes, fresh or chilled	16.440	16.440	8.990	8.990
0302640000 Mackerel, excl. fillets livers & roes, fresh or chilled	0	224.000	0	145.600
0302691090 Other marine fish excl. fillets, livers and roes, fresh or chilled	22.026	27.285	13.115	17.052
0302692010 Tilapia, excl. fillets, livers and roes, fresh or chilled	44.550	139.749	25.136	76.212
0302692090 Other freshwater fish, excl. fillets, livers and roes, fresh or chilled	15.278	44.978	9.687	24.444
0303110000 Sockeye salmon, excl. fillets, livers & roes, frozen	3.654	3.654	12.789	12.789
0303190000 Oth pacific salmon, excl. fillet, liver and roes, frozen	30.396	31.102	33.368	34.039
0303210000 Trout, excl. fillets, livers and roes, frozen	0	8.434	0	45.551
0303220000 Atlantic & danube salmon, excl. fillets, livers and roes, frozen	0	45.422	0	268.707
0303290000 Other salmonidae, excl. fillets, livers and roes, frozen	0	73.261	0	318.585
0303330000 Sole, excl. fillets, livers & roes, frozen	131	159	849	987
0303390000 Oth flat fish, excl. fillets, livers & roes, frozen	21	51.624	137	147.851
0303420000 Yellow fin tunas, excl. fillet, liver & roes, frozen	12.670	17.968	69.710	114.406
0303430000 Skipjack or stripe-bellied bonito, excl. fillets, livers and roes, frozen	0	690.865	0	751.886
0303490000 Oth tunas, excl. fillets, livers & roes, frozen	0	43.544	0	56.997
0303520000 Cod (gadus morhua, ogac, macrocephalu), excl. fillets, livers and roes, frozen	13.294	14.023	14.682	16.201
0303610000 Swordfish (xiphias gladius), excl. fillets, livers and roes, frozen	2.959	2.959	24.500	24.500
0303710000 Sardines, excl. fillets, livers and roes, frozen	77.480	224.391	46.082	193.855
0303740000 Mackerel, excl. fillets, livers and roes, frozen	9.551.837	24.937.925	6.310.175	16.558.378
0303791090 Other marine fish, excl. fillets, livers and roes, frozen	2.015.978	5.126.609	1.437.106	3.540.577
0303792010 Tilapia, excl. fillets, livers and roes, frozen	23.027	84.209	13.900	47.076
0303792090 Other freshwater fish, excl. fillets, livers and roes, frozen	13.973	595.024	8.993	375.905
0303801000 Livers of fish, frozen	564	1.184	1.581	2.875
0303802000 Roes of fish, frozen	33	2.593	100	8.424
0304290000 Other fish fillets, frozen	186.647	445.198	279.567	813.967
0304990000 Other fish meat (whether or not minced) frozen	27.500	87.806	16.500	60.305
0305100000 Flours, meals and pellets of fish, fit for human consumption	0	575	0	8.322
0305201000 Livers & roes of freshwater fish, dried, salted or salted or in brine	110.670	359.043	74.762	240.285
0305209000 Others livers & roes of fish, dried, smoked, salted or in brine	0	2.201	0	12.542
0305300000 Fish fillets, dried, salted or in brine, but not smoked	11.726	17.207	52.290	58.585
0305410000 Pacific salmon, smoked, incl. fillets	2.305	2.445	7.798	12.404
0305490000 Other smoked fish, including fillets	0	340	0	2.283
0305591000 Sharks fins, dried, salted/unsalted but not smoked	16.624	47.042	119.112	588.019
0305592000 Marine fish, including anchovies, dried, salted/unsalted, but not smoked	1.355.771	4.414.714	1.068.117	3.128.912
0305599000 Other dried fish, salted/unsalted but not smoked	195.294	546.557	176.050	443.749
0305691000 Marine fish, incl sharks fin, salted but not dried or smoked and in brine	0	96	0	810
0306110000 Rock lobsters and oth sea crawfish, (Ja, Palinurus, Panulirus spp.) frozen	0	49.591	0	202.872
0306130000 Shrimps and prawns, frozen	391.265	864.995	443.547	1.987.133
0306140000 Crabs, frozen	115.917	366.488	525.870	1.627.900
0306190000 Other, incl flours, meals & pellets of crustac, fit for human consumption, frozen	11.237	29.172	39.303	120.487
0306213000 Rock lobsters and other sea crawfish, fresh or chilled	0	23.200	0	11.600
0306221000 Lobsters (homarus spp), breeder	1	1	90	90

**I.3. IMPOR MENURUT KOMODITI / IMPORT BY HS COMMODITY**  
**\*\*\* MARET / MARCH 2009 \*\*\***

H S Uraian Komoditi Commodity Description	Berat Bersih / Net Weight (Kg)		Nilai / Value C.I.F (US\$)	
	Bulan ini Current Month	Kumulatif Cum.Jan. to date	Bulan ini Current Month	Kumulatif Cum.Jan. to date
0306231000 Shrimps and prawns, breeder	0	1.291	0	53.049
0306234900 Other shrimps and prawns, dried in oth than airtight containers	300	38.320	17.488	37.006
0306299900 Other crustaceans, not frozen in oth than airtight containers	0	100	0	1.879
0307101000 Oysters, live	0	37.342	0	42.587
0307102000 Oysters, fresh, chilled or frozen	9.622	22.537	8.512	38.642
0307103000 Oysters, dried, salted or in brine	0	223	0	596
0307291000 Scallops, frozen	54.103	55.659	210.198	218.084
0307391000 Mussels, frozen	938	28.711	5.309	67.866
0307491000 Cuttle fish and squid, frozen	985.533	2.316.046	806.485	1.714.281
0307591000 Octopus, frozen	81.889	168.777	181.151	436.062
0307991000 Other molluscs, frozen	264	287	5.652	5.705
0307999000 Oth aquatic invertebrates not crstceans,for human consumpt dried,salted/in brine	0	180	0	375
0401100000 Milk and cream, not concentrated, no addsugar, of a fat content, by weight < 1%	115.867	1.156.183	196.477	3.479.636
0401200000 Milk and cream, not concentrated, no addsugar, of a fat content, by weight 1- 6	1.116.738	3.182.046	1.468.525	4.246.045
0401300000 Milk and cream, not concentrated, no addsugar, of a fat content, by weight > 6%	132.698	228.738	250.460	421.488
0402103000 Milk&cream fat cont<=1.5%,in solid formadded sugar/oth sweet,in cont>= 20 kg	9.781.710	19.648.841	23.366.458	50.535.240
0402109000 Milk&cream fat cont<=1.5%,in solid formadded sugar/oth sweet,in cont< 20 kg	651.650	1.456.175	1.727.230	4.444.107
0402212000 Milk&cream fat cont> 1.5%,in solid formnot added sugar/oth sweet,in cont>=20 k	2.021.700	4.795.083	4.990.486	13.951.463
0402219000 Milk&cream fat cont> 1.5%,in solid formnot added sugar/oth sweet,in cont<20 kg	196.180	714.554	924.135	3.413.523
0402292000 Milk&cream fat cont> 1.5%,in solid formadded sugar/oth sweet,in cont>= 20 kg	660.000	1.746.975	1.399.825	3.975.661
0402299000 Milk&cream fat cont> 1.5%,in solid formadded sugar/oth sweet,in cont< 20 kg	1.427.482	6.967.231	8.827.767	26.398.502
0402990000 Other milk&cream, containing addsugar/other sweetening	120.748	840.798	146.779	1.065.154
0403101100 Yoghurt in liquid form, incl. condensedform,cont.fruits, nuts, cocoa or flavor	0	20	0	2.300
0403101900 Yoghurt in other form, containing fruits,nuts, cocoa or flavoring matter	13.700	59.356	33.889	103.982
0403109100 Yoghurt in condensed form, not contain fnut, cocoa, or flavoring matter	0	472	0	465
0403109900 Yoghurt in other form, not contain fruitnut, cocoa, or flavoring matter	0	7.439	0	20.280
0403901000 Buttermilk	782.150	1.882.550	1.571.424	4.434.202
0403909000 Curdled milk and cream, kephir & otherfermented milk and cream	69.666	102.938	50.872	101.189
0404101100 Whey, whether/not concentrated/containadd sugar/sweetening,for human consu	3.139.522	7.943.240	3.332.549	9.934.055
0404101900 Modified whey,whether/not concentr/contadd sugar/sweetening,for human consu	1.071.957	2.289.152	1.583.235	4.114.775
0404900000 Oth products consisting of natural milk	96.000	114.125	80.540	95.539
0405100000 Butter derived from milk	274.975	572.484	779.061	1.756.564
0405200000 Dairy spreads derived from milk	34.000	83.000	31.110	77.638
0405901000 Anhydrous butterfat derived from milk	571.200	1.194.622	1.867.473	4.316.214
0405903000 Ghee derived from milk	0	2.226	0	3.764
0405909000 Other fats and oils derived from milk	100.800	437.770	327.782	1.651.198
0406101000 Fresh cheese (unripened or uncured),including whey cheese	601.404	1.706.184	1.986.891	6.211.671
0406109000 Fresh curd (unripened or uncured)	38.400	84.094	137.784	338.285
0406201000 Grated/powdered cheese,in packages ofa gross weight exceeding 20 kg	10.075	15.833	63.473	102.060
0406209000 Grated/powdered cheese,in packages ofa gross weight <= 20 kg	15.040	17.867	72.584	80.889
0406300000 Processed cheese,not grated or powdered	409.657	1.162.474	1.699.923	5.570.621
0406400000 Blue veined cheese and oth cheesecont veins prod by penicillium roquefort	44	91	146	291
0406900000 Other cheese	89.566	147.846	242.497	545.367
0408100000 Egg yolks, dried	54.143	68.167	287.966	374.190
0408190000 Egg yolks, other than dried	0	11.994	0	26.680
0408910000 Birds' eggs, not in shell, dried	123.507	282.233	814.916	1.860.698
0408990000 Birds eggs, not in shell, oth than dried	0	3.506	0	7.800
0409000000 Natural honey	423.665	618.121	827.297	1.387.513
0410001000 Birds' nests	0	525	0	5.052
0410009000 Other edible products of animal origin,not elsewhere specified or included	10.175	10.565	54.456	87.062
0501000000 Human hair, unworked, whether or notwashed or scoured; waste of human hair	2.475	10.477	88.068	652.943
0502100000 Pigs', hogs' and boars' bristles andhair and waste thereof	37.600	109.700	174.286	624.787
0505101000 Duck feathers and down, of a kind usedfor stuffing	9.602	11.059	118.236	137.616
0505109000 Feathers and down other than duck, ofa kind used for stuffing	0	6.000	0	57.600
0505901000 Duck feathers and down, used other thanfor stuffing	2.724	17.639	11.747	66.394
0505909000 Other skins and parts of birds; powderand wsate of feather or part of feathers	412.007	868.836	249.380	759.994
0507101000 Rhinoceros horns; ivory powder andwaste	751	751	9.943	9.943
0507901000 Horns,antlers,hooves,nails,claws andbeaks, unworked/simply prepared/not cut	0	272	0	2.115
0508001000 Coral&similar material,unworked/simplyprepared but not otherwise worked	360	620	8.960	14.030
0508002000 Shells of molluscs, crustaceans/echinoderms.unworked/simply prepared uncut	15.726	28.784	6.245	43.646
0508009000 Cuttle-bone,unworked/simply preparednot cut to shape,powder&waste thereof	80.000	101.897	16.080	59.489
0511100000 Bovine semen	0	45	0	93.121
0511911000 Dead animals of fish/crustaceans,molluscs/other aquatic invertabrates	0	56.000	0	36.582
0511912000 Roes	0	49	0	113
0511913000 Artemia egg (brine shrimp egg)	0	10.538	0	53.305
0511919000 Oth.product of fish or crustaceans,moluscs or oth.aqua invertabrates	0	45	0	140
0511999000 Other animal products not elsewherespecified or included	154.329	266.789	160.181	315.489
0601100000 Bulbs, tubers, tuberous roots, corms,crowns & rhizomes, dormant	2.652	9.012	15.375	29.188
0601209000 Bulbs,tubers,tuberous roots, cormscrowns & rhizomes, in growth or in flower	24.950	54.319	146.195	210.049
0602109000 Unrooted cutting and slips of oth plants	0	24.018	0	31.138
0602400000 Roses, grafted or not	800	800	12.640	12.640
0602902000 Orchid seedlings	0	5.537	0	10.500
0602909000 Other live plants; mushroom spawn	768	75.525	5.963	26.343

**I.3. IMPOR MENURUT KOMODITI / IMPORT BY HS COMMODITY**  
**\*\*\* MARET / MARCH 2009 \*\*\***

H S Uraian Komoditi Commodity Description	Berat Bersih / Net Weight (Kg)		Nilai / Value C.I.F (US\$)	
	Bulan ini Current Month	Kumulatif Cum.Jan. to date	Bulan ini Current Month	Kumulatif Cum.Jan. to date
0603900000 Flowers of a suitable for ornamental, dried, dyed, bleached / othwise prep	161	161	4.073	4.073
0604100000 Mosses and lichens	0	11.396	0	15.690
0604990000 Foliage, branches & oth parts of plants,other than fresh	13.000	17.585	10.400	14.985
0701100000 Potatoes seed, fresh or chilled,	324.022	918.024	198.674	565.237
0701900000 Potatoes, other than seed, fresh or chilled	1.633.352	3.553.333	748.005	1.673.972
0702000000 Tomatoes, fresh or chilled	5.076	12.531	12.445	29.625
0703101900 Onions,fresh/chilled,oth.than bulbsfor propagation	3.933.305	10.641.515	1.507.253	4.020.316
0703102900 Shallots,fresh/chilled,oth than bulbsfor propagation	26.596.815	37.730.076	11.178.261	15.904.289
0703201000 Garlic bulbs for propagationfresh or chilled	140.000	280.000	15.848	31.696
0703209000 Garlic,fresh/chilled, oth than bulbsfor propagation	39.848.821	114.666.000	14.412.691	40.826.977
0703909000 Leeks & oth.alliaceouse, fresh/chilledoth than bulbs for propagation	27.568	102.597	46.051	151.096
0704101000 Cauliflowers, fresh or chilled	15.471	85.590	14.696	69.415
0704102000 Headed broccoli, fresh or chilled	34.423	110.301	32.237	99.278
0704200000 Brussels sprouts, fresh or chilled	54	213	302	655
0704901000 Cabbages, fresh or chilled	34.218	136.497	13.323	54.080
0704909000 Kohlrabi, kale and similar ediblebrassicac, fresh or chilled	25.163	52.538	24.181	58.023
0705110000 Cabbage lettuce (head lettuce), freshor chilled	7.029	18.318	13.227	36.152
0705190000 Other lettuce, fresh or chilled	6.329	19.594	5.127	17.521
0705210000 Witloof chicory, fresh or chilled	0	100	0	217
0706101000 Carrots, fresh or chilled	2.665.334	5.235.029	1.323.380	2.593.594
0706102000 Turnips, fresh or chilled	46	315	235	516
0706900000 Salad beetroot,salsify,celeriac,radishand similar edible roots,fresh/chilled	61	1.526	178	5.685
0707000000 Cucumbers and gherkins, fresh/chilled	4.362	5.044	6.832	8.463
0708100000 Peas (pisum sativum), fresh/chilled	182.684	737.918	64.760	236.151
0708200000 Beans (vigna spp., phaseolus spp.),fresh or chilled	144.000	144.000	46.800	46.800
0708900000 Other leguminous vegetables, fresh orchilled	2.658	9.745	2.867	10.224
0709200000 Asparagus, fresh or chilled	1.201	13.333	2.123	12.300
0709400000 Celery oth than celeriac,fresh/chilled	6.486	21.986	8.531	28.046
0709510000 Mushrooms of the genus agaricus, freshor chilled	14.730	53.514	19.690	66.568
0709590000 Other mushrooms, fresh or chilled	70.364	178.237	68.480	190.614
0709601000 Chillies, other than giant chillies,fresh or chilled	96.750	99.602	62.596	65.219
0709609000 Other fruits of the genus capsicum orof the genus pimenta, fresh or chilled	1.932	76.187	4.900	62.425
0709700000 Spinach, new zealand spinach & orachespina, fresh or chilled	1.762	4.529	1.762	4.716
0709909000 Other vegetables, fresh or chilled	162.172	484.085	136.645	416.832
0710100000 Potatoes, frozen	443.961	956.948	458.818	1.016.365
0710210000 Peas (pisum sativum), frozen	35.195	110.904	31.122	96.892
0710220000 Beans (vigna spp,phaseolus spp), frozen	0	492	0	708
0710290000 Other leguminous vegetable, frozen	66.394	137.664	70.120	146.896
0710300000 Spinach,new zealand spinach and orachespina (garden spinach), frozen	38	2.697	326	7.692
0710400000 Sweet corn, frozen	64.848	196.731	66.889	185.032
0710800000 Other vegetables, frozen	55	27.966	522	90.387
0710900000 Mixtures of vegetables, frozen	103.168	213.885	118.432	244.621
0711409000 Cucumber and gherkins, preserved inother preservation	0	145	0	184
0711519000 Mushrooms of the genus agaricuspreserved in other preservation	0	13.928	0	9.126
0711599000 Other mushrooms and trufflespreserved in other preservation	0	16.901	0	9.715
0711901000 Sweet corn, provisionally preserved	0	16.260	0	15.068
0711902000 Chillies, provisionally preserved	32	42	95	114
0711904000 Onions, preserved by sulphur dioxide gas	0	16	0	21
0711909000 Oth vegetables, mixtures of vegetablesprovisionally preserved	9.992	27.204	15.248	29.891
0712200000 Onios, dried, whole, cut, sliced,broken/in powder, but not further prep	57.000	180.469	164.867	542.817
0712310000 Mushrooms (genus agaricus), dried,whole,broken/in powder, but not further prep	7.238	17.085	22.315	49.098
0712320000 Wood ears (auricularia spp.),dried,whole,broken/in powder, but not further prep	31.275	46.987	33.190	54.548
0712330000 Jelly fungi (tremella spp.),dried,whole,cut, broken/in powder,but not furth prep	8.736	43.016	7.862	42.940
0712391000 Truffles, dried, whole, cut, sliced,broken/in powder, but not further prep	8.430	14.130	21.463	27.921
0712399000 Other mushrooms, dried, whole,cut,sliced,broken/in powder, but not further prep	56.190	117.244	100.563	235.536
0712901000 Garlic, whole, cut, sliced,broken/in powder, but not further prep	155.731	362.675	236.308	501.039
0712909000 Other vegetables/mixtures of vegetableswhole, cut, sliced, but not further prep	111.242	432.265	233.416	1.114.738
0713101000 Peas, dried, for sowing	0	13.708	0	6.855
0713109000 Peas, dried, other than for sowing	3.488	5.375	5.289	10.054
0713209000 Chickpeas(garbanzos), dried, other thanfor sowing	0	146	0	1.096
0713319000 Beans (vigna mungo hepper/vigna radiatawilczek), dried, other than for sowing	9.762.829	13.394.722	4.663.729	6.640.886
0713329000 Small red(adzuki) beans(phaseolus/vigna)dried, other than for sowing	23.000	80.102	7.397	27.751
0713331000 Kidney beans, including white pea beans(phaseolus vulgaris),dried,for sowing	0	26	0	150
0713339000 Kidney beans, including white pea beansdried, other than for sowing	1.476.504	3.231.232	465.060	1.185.200
0713399000 Other beans,dried,other than for sowing	330.301	792.585	188.057	426.680
0713409000 Lentils, dried, other than for sowing	201	464	701	1.982
0713509000 Broad beans & horse beans, dried,other than for sowing	1.281.279	2.618.530	702.467	1.449.891
0713909000 Other dried leguminous vegetables,other than for sowing	367.438	929.082	229.662	487.186
0714109000 Manioc (cassava), in other form	234.000	519.956	30.420	67.846
0714200000 Sweet potatoes	72	848	225	2.728
0714909000 Arrowroot, salep, jerusalem artichokes,& similar roots/tubers with high starch	5.263	12.170	5.682	13.502
0801100000 Coconuts, desiccated, fresh or dried	24.270	102.683	33.909	147.776
0801190000 Coconuts, other than desiccatedfresh or dried	225.678	884.868	313.533	642.721

**I.3. IMPOR MENURUT KOMODITI / IMPORT BY HS COMMODITY**  
**\*\*\* MARET / MARCH 2009 \*\*\***

H S Uraian Komoditi Commodity Description	Berat Bersih / Net Weight (Kg)		Nilai / Value C.I.F (US\$)	
	Bulan ini Current Month	Kumulatif Cum.Jan. to date	Bulan ini Current Month	Kumulatif Cum.Jan. to date
0801320000 Cashew nuts, shelled, fresh or dried	15.876	47.628	79.800	228.200
0802110000 Almonds, in shell, fresh or dried	170	350	2.322	2.550
0802120000 Almonds, shelled, fresh or dried	73.978	157.474	352.142	629.767
0802220000 Hazelnut/filberts, shelled, fresh/dried	2.000	16.136	11.200	85.273
0802400000 Chestnuts (castanea spp.), fresh/dried,whether or not,shelled or peeled	3.856	5.567	3.369	4.902
0802500000 Pictachios, fresh or dried	62	12.917	100	10.345
0802600000 Macadamia nuts,fresh or dried,whether or not,shelled or peeled	0	8.212	0	55.710
0802901000 Areca nuts, fresh or dried	0	5	0	10
0802909000 Other nuts, fresh or dried	0	11.901	0	15.373
0803009000 Other bananas, including plantains,fresh or dried.	2.124	6.170	2.949	46.263
0804100000 Dates, fresh or dried	210.490	1.048.402	186.680	935.355
0804200000 Figs, fresh or dried	7	7	29	29
0804300000 Pineapples, fresh or dried	6.712	6.847	5.861	5.979
0804400000 Avocados, fresh or dried	220	6.330	724	4.148
0804501000 Guavas	49	117	55	127
0804502000 Mangoes	162.994	163.296	117.963	118.835
0805100010 Oranges, fresh	1.604.756	4.819.364	1.290.887	3.992.703
0805200000 Mandarin (incl. tangerines & satsumas),& similar citrus hybrids, fresh or dried	42.679.906	95.091.377	38.386.783	84.514.076
0805400000 Grapefruit, including pomelosfresh or dried	15.822	65.371	12.255	53.182
0805500000 Lemons and limes, fresh or dried	50.416	92.490	43.848	82.860
0805900000 Other citrus fruit, fresh or dried	15.704	19.442	20.940	23.490
0806100000 Grapes, fresh	2.019.764	5.292.255	3.847.264	10.257.963
0806200000 Grapes, dried	97.702	211.931	121.844	268.225
0807110000 Watermelons, fresh	7.496	14.865	10.413	17.521
0807190000 Other melons, fresh	2.175	15.711	5.047	37.922
0807209000 Other papaws (papayas), fresh	2.576	4.789	3.490	5.731
0808100000 Apples, fresh	14.350.887	34.469.821	12.034.625	28.528.003
0808200000 Pears and quinces, fresh	7.938.380	18.168.810	6.230.687	14.040.730
0809100000 Apricots, fresh	0	21	0	68
0809300000 Peaches, including nectarines, fresh	2.809	5.157	4.677	6.827
0809400000 Plums and sloes, fresh	6.206	11.049	7.998	14.418
0810100000 Strawberries, fresh	24.000	90.670	46.800	169.605
0810200000 Raspberries, blackberries, mulberries,loganberries, fresh	0	217	0	1.228
0810400000 Cranberries, bilberries & other fruitsof the genus vaccinium, fresh	0	164	0	318
0810500000 Kiwi fruit, fresh	4.230	171.671	4.848	288.142
0810600000 Durians, fresh	1.036.574	2.397.374	1.310.486	3.008.698
0810901000 Longans, fresh	1.186.916	3.872.768	1.309.299	4.231.611
0810902000 Lychees, fresh	1.008	1.008	533	533
0810905000 Jackfruits (cempedak and nangka), fresh	1.366	1.372	1.094	1.097
0810906000 Tamarinds, fresh	49.024	88.681	11.289	41.161
0810909000 Other fruit, fresh	174.377	631.923	143.364	519.388
0811100000 Strawberries, uncooked or cooked bysteaming or boiling water, frozen	48.069	121.763	62.636	154.551
0811200000 Raspberries,blackberries,mulberries,loganberries,currant,gooseberries,frozen	220	3.241	757	20.005
0811900000 Other fruit and nuts,uncooked/cooked bysteaming or boiling water, frozen	10.559	41.297	5.835	117.531
0812900000 Oth fruit & nut,provisionally preserved	0	100	0	126
0813100000 Apricots, dried	4	4	17	17
0813401000 Longans, dried	415.407	415.407	144.900	144.900
0813402000 Tamarinds, dried	0	7.894	0	8.356
0813409000 Other fruit, dried,	0	7.520	0	138.173
0813501000 Mixture of which cashew nuts or brazilnuts/dried fruit predominate by weight	6	6	22	22
0813502000 Mixture of which dates/nuts other thancashew nuts/brazil nut predmnt by weight	110	1.120	2.238	7.886
0814000030 Peel of citrus fruit or melons,watermelons, dried	0	652	0	3.839
0901111000 Arabica wib or robusta oib, not roastednot decaffeinated	232.100	1.098.884	390.708	2.686.374
0901119000 Oth coffee,not roasted,not decaffeinated	0	18.000	0	30.600
0901211000 Coffee, roasted, not decaffeinated,unground	20.487	70.650	138.635	663.051
0901212000 Coffee, roasted, not decaffeinated,ground	31.477	88.556	102.256	300.305
0901221000 Coffee, roasted, decaffeinated,unground	0	153.780	0	479.223
0901902000 Coffee substitutes containing coffee	514	18.206	5.016	88.525
0902101000 Green tea (not fermented), in packing<= 3 kg, leaf	3.465	4.115	12.400	13.315
0902109000 Green tea (not fermented), in packing<= 3 kg, other than leaf	600	4.243	851	7.921
0902201000 Green tea (not fermented), in packing> 3 kg, leaf	29.760	201.520	50.037	263.443
0902209000 Green tea (not fermented), in packing> 3 kg, other than leaf	19.834	205.780	77.026	371.189
0902301000 Black tea (fermented),in packing <= 3 kgleaf	0	650	0	915
0902309000 Black tea (fermented),in packing <= 3 kgother than leaf	7.382	13.369	83.723	124.604
0902401000 Black tea (fermented), in packing > 3 kgleaf	168.325	240.600	100.829	143.463
0902409000 Black tea (fermented), in packing > 3 kgother than leaf	222.160	876.366	515.104	1.952.389
0904111000 White pepper, neither crushed nor ground	60.350	92.350	76.085	86.165
0904112000 Black pepper, neither crushed nor ground	5.150	5.225	12.600	12.767
0904119000 Other pepper, neither crushed nor ground	3.589	15.340	13.980	32.554
0904121000 White pepper, crushed or ground	1.793	1.968	860	3.917
0904122000 Black pepper, crushed or ground	0	455	0	4.852
0904129000 Other pepper, crushed or ground	2.382	9.377	1.042	6.411
0904201000 Chillies, dried	1.283.536	4.249.461	902.012	3.087.409

**I.3. IMPOR MENURUT KOMODITI / IMPORT BY HS COMMODITY**  
**\*\*\* MARET / MARCH 2009 \*\*\***

H S Uraian Komoditi Commodity Description	Berat Bersih / Net Weight (Kg)		Nilai / Value C.I.F (US\$)	
	Bulan ini Current Month	Kumulatif Cum.Jan. to date	Bulan ini Current Month	Kumulatif Cum.Jan. to date
0904202000 Chillies, crushed or ground	38.605	189.916	19.182	168.742
0904209000 Oth fruits of the genus capsicum/pimenta, dried or crushed or ground	1.350	1.889	8.619	14.301
0905000090 Other vanilla	1.147	2.846	45.844	65.302
0906190000 Cinnamon-tree flowersneither crushed nor ground	0	13.220	0	304.060
0906200000 Cinnamon and cinnamon-tree flowers,crushed or ground	0	100.407	0	321.207
0908100010 Nutmeg, in shell	426	3.956	3.102	13.692
0908100020 Nutmeg, shelled	0	28	0	299
0908300000 Cardamoms	62	1.804	100	1.105
0909101000 Seeds of anise	31.066	74.826	21.643	37.850
0909200000 Seeds of coriander	1.312.188	3.325.616	409.019	1.056.704
0909300000 Seeds of cumin	80.383	140.235	77.648	138.572
0909500000 Seeds of fennel or juniper berries	72.164	115.119	24.195	44.448
0910100000 Ginger	50.949	97.119	31.818	54.074
0910300000 Turmeric (curcuma)	4.620	25.187	13.099	21.724
0910910000 Mixtures of spices	0	137	0	926
0910991000 Thyme; bay leaves	0	429	0	2.618
0910992000 Curry	0	4.171	0	2.754
0910999000 Other spices	26.940	113.921	31.396	76.332
1001100000 Durum wheat	0	99.859	0	341.485
1001901100 Meslin, for human consumption	0	531	0	7.956
1001901900 Other wheat, for human consumption	148.978.289	679.660.349	38.070.473	241.204.234
1001909100 Meslin, not for human consumption	0	21.458	0	54.000
1003000000 Barley	1.567	1.567	862	862
1004000000 Oats	34.240	120.683	11.327	47.049
1005100000 Maize (corn), seeds	245.945	298.064	469.977	736.325
1005901000 Popcorn	216.063	485.594	131.835	335.142
1005909000 Maize (corn), other than seeds	645.812	30.933.069	122.635	5.699.492
1006100000 Rice in the husk (paddy or rough)	722.612	943.636	1.623.772	2.052.465
1006301500 Thai hom mali rice	128.000	248.000	112.720	209.920
1006301900 Fragrant rice, broken > 25%semi-milled or wholly milled rice	96.319	208.734	143.146	333.976
1006303000 Glutinous rice (pulut), semi-milled orwholly milled rice	27.808.207	58.128.390	11.041.226	23.582.376
1006400000 Broken rice	6.539.393	18.595.857	2.079.685	5.708.278
1008200000 Millet	621.930	2.493.410	190.915	765.839
1008300000 Canary seed	132.814	779.622	64.931	403.270
1008900000 Other cereals	0	24.307	0	36.457
1101001000 Wheat flour	49.492.994	81.061.624	18.202.953	30.587.408
1102100000 Rye flour	0	2.017	0	4.961
1102200000 Maize (corn) flour	71.055	151.316	43.016	70.173
1102900010 Rice flour	22	22	14	14
1102900090 Other cereal flours	542.501	1.680.051	194.076	670.661
1103112000 Groats and meals of durum or hard wheatsemolina	0	413	0	938
1103119000 Other groats and meals of wheat	13.000	14.025	8.952	10.289
1103130000 Groats and meals of maize (corn)	11.370	11.879	6.342	7.317
1103200000 Cereal pellets	16.082	17.084	8.872	13.027
1104120000 Rolled/flaked grains of oats	312.347	975.861	185.268	585.571
1104191000 Rolled/flaked grains of maize (corn)	103	206	364	728
1104230000 Other worked grains of maize (corn)	0	18.360	0	10.080
1104299000 Other worked grains of other cereals	251.620	3.797.970	63.534	1.084.694
1105100000 Flour, meal and powder of potatoes	197.417	394.295	265.729	533.432
1105200000 Flakes, granules and pellets of potatoes	203.893	925.095	303.169	1.294.967
1106100000 Flour, meal and powder of the driedleguminous vegetables of heading 07.13	0	562	0	1.346
1106202100 Meal of sago	0	75	0	2.240
1106209000 Flour, meal & powder of roots or tubersof heading 07.14	5	5	18	18
1106300000 Flour,meal and powder of the driedleguminous vegetables of prod.chapter 8	63.545	108.260	102.924	266.725
1107100000 Malt, not roasted	2.523.904	7.635.528	1.496.002	4.486.713
1107200000 Malt, roasted	15.000	30.000	5.391	10.658
1108110000 Wheat starch	83.100	227.600	26.938	81.645
1108120000 Maize (corn) starch	5.421.994	14.200.015	1.732.291	4.654.699
1108130000 Potato starch	875.980	2.359.832	468.079	1.521.997
1108140000 Manioc (cassava) starch	1.186.131	6.435.656	346.906	2.108.041
1108191000 Sago starch	716	1.016	430	2.634
1108199000 Other starches	4.630	4.819	9.315	10.671
1108200000 Inulin	97.307	322.312	316.063	971.661
1109000000 Wheat gluten, whether or not dried	61.000	78.500	81.455	86.705
1201001000 Soya beans, whether or not broken,suitable for sowing	2.174	2.174	21.177	21.177
1201009000 Other soya beans, whether or not broken	167.104.781	359.499.375	72.343.875	161.446.018
1202101000 Ground nuts, not roasted or otherwisecooked, in shell, suitable for sowing	116.820	214.830	133.840	246.130
1202109000 Oth ground nuts, not roasted/otherwisecooked, in shell	7.727.111	18.095.728	5.341.361	13.518.631
1202200000 Ground nuts, shelled	16.026.448	37.425.964	14.613.098	36.477.333
1203000000 Copra	11.000	11.000	5.500	5.500
1204000000 Linseed, whether or not broken.	0	52.211	0	44.995
1205900000 Other rape or colza seedswhether or not broken	20.740	20.740	11.200	11.200
1206000000 Sunflower seeds, whether or not broken	267.385	695.727	88.277	244.376

**I.3. IMPOR MENURUT KOMODITI / IMPORT BY HS COMMODITY**  
**\*\*\* MARET / MARCH 2009 \*\*\***

H S Uraian Komoditi Commodity Description	Berat Bersih / Net Weight (Kg)		Nilai / Value C.I.F (US\$)	
	Bulan ini Current Month	Kumulatif Cum. Jan. to date	Bulan ini Current Month	Kumulatif Cum. Jan. to date
1207200000 Cotton seeds, whether or not broken	40.000	42.504	38.400	62.916
1207400000 Sesamum seeds, whether or not broken	568.049	1.546.813	334.017	808.870
1207910000 Poppy seeds, whether or not broken	0	5	0	51
1207992000 Palm nuts and kernels whether or not broken	900	2.685	130.650	517.575
1207993000 Safflower seeds whether or not broken	0	1.038	0	889
1207999000 Other oil seeds & oleaginous fruits, whether or not broken	15.857	43.702	472.810	2.416.004
1208100000 Flours and meals of soya beans	663.421	843.003	353.579	614.478
1208900000 Flours & meal of oth oil seed/oleaginous fruits, other than those of mustard	0	34	0	1.048
1209100000 Sugar beet seed, of a kind used for sowing	0	1.000	0	50.250
1209210000 Lucerne (alfalfa) seed, of a kind used for sowing	500	1.306	8.980	13.165
1209290000 Other seeds of forage plants, of a kind used for sowing	21.480	56.107	31.398	48.598
1209910000 Vegetable seeds, of a kind used for sowing	36.447	46.613	1.081.415	1.387.550
1209999000 Other seeds of a kind used for sowing	61.567	62.040	133.490	187.548
1210200000 Hop cones, ground, powdered or in the form of pellets; lupulin	0	3.000	0	22.778
1211201000 Ginseng roots, cut, crushed/powdered form	9.227	13.397	146.019	321.950
1211901100 Cannabis, in cut, crushed or powdered form, used for pharmacy	11.525	11.525	2.720	2.720
1211901300 Rauwolfia serpentina roots used for pharmacy	173.648	211.504	352.334	369.418
1211901400 Other plants, in cut, crushed or powdered form, used for pharmacy	200.072	380.072	320.115	556.115
1211901900 Other plants, in other forms used for pharmacy	77.494	213.102	64.959	110.754
1211909100 Pyrethrum, in cut, crushed or powdered form	0	12.000	0	42.720
1211909900 Oth plants, in cut, crushed/powdered form, used for other purposes	30.882	85.952	32.394	182.395
1212201900 Seaweeds & oth algae, fresh, chilled/dried, used in dyeing, tanning, perfumery	9.351	11.705	32.396	55.736
1212202000 Seaweeds & oth algae, fresh, chilled/dried, for oth, not for human consumption	0	4.020	0	6.700
1212209000 Oth seaweeds & oth algae, fresh, chilled, dried, primarily for human consumption	2.706	36.859	5.441	110.546
1212999000 Other vegetable product, of a kind used primarily for human consumption	26.509	29.964	18.224	31.037
1214100000 Lucerne (alfalfa) meal and pellets	23.831	23.831	3.357	3.357
1214900000 Other forage products, whether/not in the form of pellets.	0	8.100	0	2.695
1301200000 Gum arabic	15.931	26.117	86.873	151.881
1301902000 Gum damar	43.150	166.150	51.127	164.274
1301903000 Cannabis resin	15.000	15.000	16.650	16.650
1301909000 Other gum and resin	99.212	165.212	309.207	530.766
1302111000 Pulvis opii, whether or not modified	0	1	0	509
1302119000 Other opium, whether or not modified	50	1.306	46.760	197.596
1302120000 Saps and extracts of liquorice, whether or not modified	23.104	172.161	309.029	1.414.185
1302130000 Saps and extracts of hops, whether or not modified	795	4.963	23.769	145.049
1302192000 Extracts and tinctures of cannabis	73	293	1.913	10.672
1302193000 Other medicinal extracts derived from vegetable products	9.596	40.188	225.324	508.377
1302195000 Japan (or chinese) lacquer (natural lacquer)	0	510	0	9.000
1302199000 Other saps and extracts of vegetable	108.387	153.190	802.297	1.615.333
1302200000 Pectic substances, pectinates & pectates	5.710	16.369	63.221	182.488
1302310000 Agar-agar	18.388	70.883	22.103	91.209
1302320000 Mucilages & thickeners, whether or not modified, derived from locust beans/guar	209.614	435.496	483.037	1.056.994
1302391000 Carageenan	36.102	132.929	77.718	747.367
1302399000 Mucilages & thickeners, whether or not modified, derived from vegetable products	35.275	106.781	90.558	558.163
1401100000 Bamboos used primarily for plaiting	7.921	13.927	4.799	30.718
1404909000 Other vegetable products not elsewhere specified or included	8.079	66.821	11.182	91.998
1502001900 Unedible tallow of bovine animal, sheep or goats, other	0	35.000	0	27.880
1502009900 Unedible fats other than tallow of bovine animals, sheep or goats, other	38.544	60.936	34.269	65.439
1503009000 Lard oil, oleo-oil & tallow oil, not emulsified or mixed or otherwise prepared	0	29	0	528
1504101000 Fish-liver oils and their fractions, fit for human consumption	15.200	19.291	49.000	64.682
1504109000 Fish-liver oils and their fractions, unfit for human consumption	19.404	28.646	18.486	27.053
1504201000 Fats & oil of fish, not liver oil solid fraction, not chemically modified	50.782	110.600	89.547	632.859
1504209000 Fats & oil of fish, not liver oil sother fraction, not chemically modified	37.017	61.312	567.197	987.417
1505001000 Lanolin	543	6.884	6.548	53.062
1505009000 Other wool grease and fatty substances derived therefrom	78	28.128	1.760	101.912
1506000000 Other animal fats and oils, and their fractions, not chemically modified	12.545	18.411	26.283	37.661
1507100000 Crude oil of soya bean, whether or not degummed	0	20.160	0	32.760
1507901000 Refined oil of soya bean	512.170	1.766.940	510.936	1.806.123
1507902000 Fraction of unrefined soya-bean oil	324.531	659.903	329.511	711.313
1507909000 Other soya bean oil and its fractions	447.459	827.177	506.165	990.516
1509101000 Virgin olive oil, in packing of net weight <=30 kg	8.609	25.780	33.649	99.167
1509109000 Virgin olive oil, in packing of net weight >30 kg	6.595	7.383	16.497	21.163
1509902100 Fractions of unrefined olive oil, in packing of net weight <=30 kg	1	1	52	52
1509909900 Other olive oil, whether/not refined, in packing of net weight >30 kg	2.893	42.385	15.126	195.910
1510009900 Oth oils, obtained solely from olives, not chemically modified	1.546	9.175	4.783	28.699
1511901000 Fractions of unrefined palm oil, not chemically modified	0	17.000	0	13.090
1511909010 Palm oil, refined, bleached & deodorised (rbd)	13.000	17.856	22.100	28.826
1511909020 Olein, refined, bleached & deodorised (rbd)	8.500.000	8.562.690	4.547.500	4.583.860
1511909090 Other palm oil and its fractions, not chemically modified	293.280	297.638	193.585	195.381
1512110000 Crude oil of sunflower seed/safflower	201	201	313	313
1512191000 Refined oil of sunflower-seed/safflower	7.600	7.600	9.880	9.880
1512192000 Fraction of unrefined sunflower-seed or safflower oil	140.000	370.426	171.500	510.785
1512199000 Other fractions of sunflower-seed/safflower, but not chemically modified	35.057	63.215	57.488	110.520

**I.3. IMPOR MENURUT KOMODITI / IMPORT BY HS COMMODITY**  
**\*\*\* MARET / MARCH 2009 \*\*\***

H S Uraian Komoditi Commodity Description	Berat Bersih / Net Weight (Kg)		Nilai / Value C.I.F (US\$)	
	Bulan ini Current Month	Kumulatif Cum.Jan. to date	Bulan ini Current Month	Kumulatif Cum.Jan. to date
1513110000 Crude oil of coconut (copra)	0	53.229	0	29.392
1513199000 Coconut oil, refined, bleached & deodorised (rbd)	23.244	57.422	12.846	28.590
1513291100 Solid fract, not chemically modified, of unrefined palm kernel stearin/babassu oil	93.584	270.149	143.760	397.360
1513292100 Solid fract, not chemically modified, of refined palm kernel stearin/babassu oil	11.331	37.157	16.900	57.460
1513299900 Other fractions of palm kernel oil or, babassu oil, not chemically modified	960	1.728	11.589	12.338
1514110000 Crude oil of low erucic acid rape or colza	42.734	97.486	31.480	66.403
1514199000 Oth fraction of low acid rape/colza oil not chemically modified	8.881	16.830	20.704	39.341
1514911000 Crude oil of oth rape/colza oil & its fractions	0	199	0	2.022
1514999100 Oth fractions of rape or colza oil	41.660	106.120	53.741	150.431
1514999900 Oth fractions of mustard oil	0	669	0	1.667
1515110000 Crude oil of linseed	107	199	1.301	2.517
1515190000 Other linseed oil and its fractions	83.441	234.741	127.248	454.664
1515291100 Solid fraction, not chemically modified of unrefined maize (corn) oil	110	110	1.309	1.309
1515291900 Oth fractions, not chemically modified of unrefined maize (corn) oil	0	47.563	0	53.265
1515299900 Oth fractions, not chemically modified of refined maize (corn) oil	104.881	140.343	232.368	352.036
1515301000 Crude oil of castor	15.600	31.619	17.940	46.253
1515309000 Other castor oil and its fractions	63.114	117.757	78.415	148.305
1515509000 Fraction of refined sesame oil	161.588	332.407	92.469	300.663
1515901900 Fraction of refined tengkawang oil	0	531	0	535
1515909900 Other fixed vegetable fats and oils and their fractions	30.685	111.859	39.688	359.542
1516201100 Re-esterified fats & oils of soya bean and its fraction	80.402	156.808	98.165	218.046
1516201200 Re-esterified of crude palm oil and its fraction	295.641	372.920	498.598	608.098
1516201300 Re-esterified fats & of palm oil, other crude and its fraction	39.539	256.050	51.991	397.816
1516201900 Oth vegetable fat, re-esterified fats & oils and its fraction	677.516	1.135.345	911.141	1.744.730
1516202100 Hydrogenated fats in flakes of ground-nut, soya beans, palm oil or coconuts	635	10.635	2.349	14.208
1516202300 Hydrogenated fats in flakes of olives	0	1.599	0	720
1516202900 Other hydrogenated vegetable fats in flakes	331.400	1.304.241	547.774	2.338.976
1516204000 Hydrogenated and refined, bleached and deodorised palm kernel stearin or olein	630.945	1.550.211	960.403	2.230.076
1516207000 Refined, rbd palm stearin with iodine value not exceeding 48	4.500	21.000	12.293	23.018
1516209100 Oth fat & oils of ground-nuts, palm oil or coconuts	160.140	479.990	180.158	539.990
1516209900 Other vegetable fats and oils and their fractions	264.758	872.951	306.028	876.073
1517100000 Margarine, excl. liquid margarine	100.039	192.112	91.951	175.910
1517902000 Liquid margarine	11.632	20.032	34.769	64.878
1517903000 Mould release preparations	0	312	0	1.342
1517904300 Shortening	2.299	13.875	3.235	24.426
1517905000 Solid mixtures or prep of vegetable fats or oils or of their fractions	17.138	158.300	23.859	185.382
1517906200 Liquid mixtures or prep of fats/oil, which palm oil predominates	73.650	117.776	145.274	244.094
1517906900 Liquid mixtures or prep of fats/oil, which oth vegetable oil predominates	41.801	91.109	90.201	196.902
1517909000 Oth edible mixtures or prep of animal or vegetable fats or oils	100.074	136.947	286.790	1.137.032
1518001200 Animal fats and oils, boiled, oxidised, dehydrated, sulphurised, blown, polymerised	19.110	19.110	17.199	17.199
1518001400 Ground-nut, soya-bean, palm/coconut oil polymerised, or oth chemically modified	183.130	603.949	228.318	800.511
1518001500 Linseed oil & its fract, boiled, oxidised, dehydrated, sulphurised, blown, polymerised	15.600	16.360	20.280	22.554
1518001600 Olive oil & its fract, boiled, oxidised, dehydrated, sulphurised, blown, polymerised	25.685	25.685	72.145	72.145
1518001900 Oth animal/vegetable fat & oils, boiled, dehydrate, sulphurise, blown, polymerised	76.451	116.753	84.314	160.781
1518002000 Inedible mixtures/preparation of animal fats or oils or of different fats/oils	40.000	56.387	46.960	68.581
1518003100 Inedible mixtures/preparations of palm oil (including palm kernels)	0	1.151	0	4.625
1518003200 Inedible mixtures/preparations of ground-nuts, soya-beans or coconuts	80.000	400.000	100.640	555.734
1518003900 Inedible mixtures or preparate of other vegetable fats or oils	49.735	108.744	62.544	134.092
1518006000 Inedible mixture & preparate of animal or vegetable fats or oils	52.695	201.391	283.017	1.099.863
1520001000 Glycerol, crude	0	60.220	0	8.792
1520009000 Glycerol waters and glycerol lyes	1.593	1.939	4.466	8.860
1521100000 Vegetable waxes (oth. than triglycerides) whether or not refined or colored	2.635	5.395	25.153	45.497
1521901000 Bee wax and other insect waxes, whether or not refined or colored	91	116	1.345	2.246
1521902000 Spermaceti, whether or not refined or colored	662	662	4.907	4.907
1601000011 Sausage containing pork	0	49	0	378
1602101000 Prepared or preserved meat offal/blood containing pork, in airtight containers	0	6.718	0	6.760
1602390000 Oth prepared/preserved meat offal/blood of oth fowls of poultry of heading 01.05	0	21	0	309
1602411000 Hams and cuts thereof of swine, in airtight containers	12.960	12.960	14.580	14.580
1602419000 Hams and cuts thereof of swine, in other than airtight containers	4.082	4.082	6.041	6.041
1602421000 Shoulders and cuts thereof of swine in airtight containers	4.128	4.636	4.645	5.185
1602491100 Luncheon meat of swine, in airtight containers	45	19.329	662	20.222
1602499100 Oth prepared/preserved meat offal/blood of swine in airtight containers	0	12.393	0	13.145
1602500000 Other prepared or preserved meat offal or blood of bovine animals	54.272	171.155	186.625	593.316
1603001000 Extracts & juices of chicken, with herbs	0	375	0	6.554
1603003000 Extracts/juices of oth meat, fish/crustamolluscs/aquatic invertebr, with herbs	0	39.600	0	34.200
1603009000 Extracts/juices of oth meat, fish/crustamolluscs/aquatic invertebr, without herbs	0	31.899	0	50.679
1604111000 Salmon, prepared/preserved in airtight containers	191	191	3.932	3.932
1604119000 Salmon, prepared or preserved in other than airtight containers	4	11	53	105
1604131100 Sardines, prepared/preserved in airtight container	17.919	51.113	48.024	101.983
1604131900 Sardines, prepared or preserved in other than airtight containers	27	141	320	652
1604141000 Tunas, skipjack & bonito (sarda spp), prepared/preserved in airtight container	13.314	32.936	53.411	125.000
1604149000 Tunas, skipjack, bonito (sarda spp), prep/preserved not in airtight containers	5.775	10.659	8.253	12.473
1604151000 Mackerel, prepared or preserved, in airtight containers	23.167	114.022	58.856	286.132

**I.3. IMPOR MENURUT KOMODITI / IMPORT BY HS COMMODITY**  
**\*\*\* MARET / MARCH 2009 \*\*\***

H S Uraian Komoditi Commodity Description	Berat Bersih / Net Weight (Kg)		Nilai / Value C.I.F (US\$)	
	Bulan ini Current Month	Kumulatif Cum.Jan. to date	Bulan ini Current Month	Kumulatif Cum.Jan. to date
1604159000 Mackerel, prepared or preserved, in other than airtight containers	16.830	16.830	27.720	27.720
1604169000 Anchovies, prepared or preserved, in other than airtight containers	0	22.608	0	56.088
1604193000 Otherfish, whole or in pieces, but not minced, in airtight containers	0	226	0	430
1604201900 Sharks fins, prepared and ready for use in other than airtight containers	1.803	1.803	3.371	3.371
1604202900 Fish sausages in other than airtight containers	21.032	21.032	13.766	13.766
1604209900 Oth prepared/preserved fish, in other than airtight containers	44.383	95.032	237.727	352.267
1605101000 Crabs in airtight containers prepared or preserved	22.278	31.287	212.229	243.579
1605109000 Crabs in other than airtight containers prepared or preserved	4.624	13.614	16.789	56.364
1605201100 Shrimps paste in airtight containers prepared or preserved	14.284	22.805	116.779	177.525
1605201900 Shrimps paste in other than airtight containers prepared or preserved	0	2	0	2
1605209100 Other aquatic invertebrates in airtight containers, prepared or preserved	0	294	0	562
1605209900 Oth aquatic invertebrates in other containers, prepared or preserved	4.357	9.981	20.345	37.384
1605401000 Other crustaceans in airtight containers, prepared or preserved	0	5.145	0	4.432
1605901000 Abalone, prepared or preserved	0	14.932	0	45.355
1605909000 Oth crustaceans, molluscs & oth. aquatic invertebrates, prepared or preserved	15.781	45.112	93.846	140.749
1701110010 Cane sugar, icumsa minimal 1200	27.900.000	140.204.909	8.323.906	44.155.783
1701991100 Refined sugar, white	3.804.868	9.964.218	1.746.070	4.403.484
1702110000 Lactose and lactose syrup, containing by weight 99% or more lactose	524.802	1.703.410	368.762	1.313.273
1702190000 Lactose and lactose syrup, containing by weight less than 99% lactose	351.291	504.513	807.385	1.188.511
1702200000 Maple sugar and maple syrup	8.553	12.080	16.630	20.256
1702301000 Glucose, containing fructose < 20%	2.415.048	4.018.245	1.478.103	2.620.191
1702302000 Glucose syrup, containing fructose < 20%	1.865.500	4.955.200	868.263	2.405.066
1702400000 Glucose and glucose syrup, containing 20% <= fructose < 50%	19	237.619	4.203	210.915
1702500000 Chemically pure fructose	38.004	54.011	52.213	81.220
1702601000 Fructose, containing fructose > 50%	0	3.000	0	10.500
1702602000 Fructose syrup, containing fructose > 50%	1.195	2.338	11.765	29.146
1702901000 Maltose	373.737	827.144	244.427	603.320
1702902000 Artificial honey, whether or not mixed with natural honey	12.956	41.603	41.819	76.002
1702904000 Caramel	316.715	705.228	324.037	711.439
1702909000 Other sugar, incl. invert sugar & sugar syrup blends cont. 50% of fructose	387.318	898.931	265.906	1.158.695
1703101000 Cane molasses containing added flavouring or coloring matter	0	12.000.000	0	3.900.000
1703109000 Cane molasses not containing added flavouring or coloring matter	0	10.016.292	0	1.356.585
1703909000 Oth molasses result from extract/refined sugar, not cont add flavour/color matter	29	16.000.054	4.009	4.450.883
1704100000 Chewing gum, whether or not sugar-coated	60.987	122.082	293.318	470.881
1704901000 Medicated sweets	33.399	41.089	285.568	351.369
1704902000 White chocolate	4.618	7.030	18.691	31.555
1704909000 Oth sugar confectionery, not cont. cocoa	169.777	745.281	383.485	1.607.335
1801000000 Cocoa beans, whole or broken, raw/roasted	5.683.458	10.346.152	15.794.906	27.389.189
1802000000 Cocoa shells, husks, skins & oth cocoa waste	44	44	422	422
1803100000 Cocoa paste, not defatted	10.716	41.405	24.908	117.943
1803200000 Cocoa paste, wholly or partly defatted	0	153.000	0	158.100
1804000000 Cocoa butter, fat and oil	1.484	2.574	7.064	12.707
1805000000 Cocoa powder, not containing added sugar or other sweetening matter	1.000.002	2.219.514	1.525.792	3.554.530
1806100000 Cocoa powder, containing added sugar or other sweetening matter	349.883	2.356.784	638.870	4.431.301
1806201000 Chocolate confectionery in blocks, slab bars, weighing > 2 kg	197.718	537.987	524.781	1.650.979
1806209000 Oth chocolate & oth food preparations cont. cocoa, weighing > 2 kg	26.963	40.408	72.075	199.232
1806311000 Chocolate confectionery in blocks, slab bars, filled, weighing > 2 kg	10.207	27.246	89.921	199.764
1806319000 Oth chocolate & oth food preparations cont. cocoa, filled, weighing > 2 kg	91.202	203.739	492.065	1.134.376
1806321000 Chocolate confectionery in blocks, slab bars, not filled, weighing > 2 kg	42.964	93.155	29.433	88.617
1806329000 Oth chocolate & oth food preparations cont. cocoa, not filled, weighing > 2 kg	1.250	9.087	14.886	32.158
1806901000 Chocolate confectionery in tablets or pastilles	27.004	63.341	71.137	285.745
1806909000 Food preparations of flour, meal, starch cont. 40% <= cocoa < 50%, for retail	16.914	86.910	65.685	445.078
1901101000 Preparations of malt extract for infant use, put up for retail sale	966	15.235	12.665	50.183
1901102000 Prep for infant use, of goods of heading 0401 to 0404 of malt for infant use	0	87.084	0	447.304
1901103000 Preparations of soya bean powder for infant use, put up for retail sale	191.742	888.348	549.111	3.017.711
1901109000 Food preparations of without containing fat for baby	268.651	589.326	641.498	1.390.754
1901201000 Mixes & doughs of flour, groats, meal, starch/malt extract, not cont. cocoa	18.626	53.599	66.001	174.975
1901202000 Mixes & doughs of flour, groats, meal, starch/malt extract, containing cocoa	0	11.050	0	69.300
1901203000 Other mixes and doughs for prep. of bakers wares, not containing cocoa	81.841	168.243	177.112	414.760
1901204000 Other mixes and doughs for prep. of bakers wares, containing cocoa	3.202	3.202	9.377	9.377
1901901000 Infant food prep for lactase deficiency, medical not put up for retail sale,	7.102	8.382	9.568	14.181
1901902000 Malt extract/infant food, not put up for retail sale	211.981	313.174	271.639	546.522
1901903100 Filled milk, prep. of goods of heading 04.01 to 04.04	40.276	171.701	25.167	479.719
1901903900 Oth medical food prep of goods of heading 0401 to 0404	272.701	375.026	469.226	619.971
1901904100 Other soya based preparation, in powder form	24.000	48.000	44.312	88.624
1901904900 Other soya based preparations, in other form	17	9.264	8	30.667
1901909010 Kerupuk of shrimps	102	102	64	64
1901909090 Oth preparation of medical food cont. cocoa	166.498	574.794	418.490	1.769.758
1902110000 Uncooked pasta, not stuffed/otherwise prepared, containing eggs	37.682	130.229	49.699	153.138
1902192000 Rice vermicelli (bee hoon)	23.925	99.497	23.925	98.805
1902199000 Oth uncooked pasta, not containing eggs	143.226	580.161	178.780	675.917
1902209000 Oth stuffed pasta, whether or not cooked	0	295	0	466
1902301000 Instant noodles	17.769	37.608	18.545	61.544



**I.3. IMPOR MENURUT KOMODITI / IMPORT BY HS COMMODITY**  
**\*\*\* MARET / MARCH 2009 \*\*\***

H S Uraian Komoditi Commodity Description	Berat Bersih / Net Weight (Kg)		Nilai / Value C.I.F (US\$)	
	Bulan ini Current Month	Kumulatif Cum.Jan. to date	Bulan ini Current Month	Kumulatif Cum.Jan. to date
1902302000 Instant rice vermicelli	69	69	37	37
1902309000 Other stuffed pasta	56.422	212.840	127.313	434.223
1902400000 Couscous	0	60	0	343
1903000000 Pearl tapioca, flakes, sefting andsubstitutes of tapioca	6.156	11.787	4.782	14.189
1904100000 Prepared foods obtained by the swellingor roasting of cereals/cereal products	366.036	877.035	812.321	2.123.893
1904200000 Prapared foods of mixtures of roastedor unroasted cereal flakes products	20.531	29.184	25.758	33.600
1904300000 Bulgur wheat	0	35	0	1.335
1904901000 Rice preparations, including pre-cookedrice	19.846	386.811	49.264	402.405
1904909000 Oth prepared foods obtained of cerealsor cereal products	14.682	75.676	32.441	212.369
1905100000 Crispbread	1.419	9.492	2.562	36.662
1905200000 Gingerbread and the like	8.795	8.795	17.502	17.502
1905311000 Sweet biscuits not containing cocoa	103.488	123.406	223.278	324.738
1905312000 Sweet biscuits containing cocoa	79.777	115.164	212.931	366.392
1905320000 Waffles and wafers	273.663	352.653	531.546	927.057
1905400000 Rusks, toasted bread & similar toastedproducts	29.247	62.604	43.540	88.383
1905901000 Unsweetened teething biscuits	216	7.216	539	11.914
1905902000 Other unsweetened biscuits	40.239	44.175	61.047	71.153
1905903000 Cakes	13.147	45.928	11.254	49.454
1905908000 Other crisp savoury food products	6.129	34.205	45.050	92.091
1905909000 Other baker wares	143.381	335.741	329.577	746.253
2001100000 Cucumbers and gherkins,prepared or preserved by vinegar or acetic acid	2.180	111.484	4.289	481.266
2001901000 Onions, prepared/preserved by vinegaror acetic acid	64.739	68.112	25.640	26.746
2001909000 Oth vegetables,fruit,nuts,edible plantprep/preserve by vinegar/acetic acid	14.950	22.244	14.950	25.155
2002101000 Tomatoes, whole/in pieces,not preparedor preserved by vinegar/acetic acid	0	56	0	405
2002109000 Oth tomatoes, whole/in pieces,not prep.or preserved by vinegar/acetic acid	0	55.214	0	57.472
2002901000 Tomato paste, not prepared or preservedby vinegar or acetic acid	965.472	2.423.609	1.015.628	2.521.995
2002909000 Other tomatoes, prepared or preservedotherwise than by vinegar/acetic acid	3.318	29.643	9.732	59.826
2003100000 Mushrooms of the genus agaricus, notprepared/presrved by vinegar/acetic acid	234.475	427.873	220.080	406.535
2003200000 Truffles, not prepared/preserved byvinegar or acetic acid	0	1.390	0	17.158
2003900000 Oth mushrooms, not prepared/preservedby vinegar or acetic acid	1.012	2.132	1.497	4.270
2004100000 Potatoes, frozen, not preprd/preservedby vinegar or acetic acid	1.367.203	2.999.155	1.443.587	3.235.210
2004909000 Oth vegetables,frozen,prep/preservedby vinegar/acetic acid	4.140	19.965	3.547	20.307
2005201000 Potatoes chips & sticks,not frozen, notprepared/preservd by vinegar/acetic acid	149.271	556.627	208.018	1.167.996
2005400000 Peas (pisum sativum), not frozen, notprepared/preservd by vinegar/acetic acid	271.050	344.549	123.085	150.339
2005510000 Beans,shelled, not frozen, not preparedor preserved by vinegar or acetic acid	7.832	17.576	19.427	36.008
2005590000 Other beans, not frozen, not preparedor preserved by vinegar or acetic acid	0	20.840	0	16.599
2005600000 Asparagus, not frozen, not prepared orpreserved by vinegar or acetic acid	18.000	124.666	15.465	110.899
2005700000 Olives, not frozen, not prepared orpreserved by vinegar or acetic acid	7	1.558	91	6.224
2005800000 Sweet corn(zea mays var.saccharata),notfrozen,not prepared by vinegar/actc ac	51.820	57.422	26.399	38.842
2005910000 Vegetables and mixtures of, notfrozen,not prepared by vinegar/acid	6.500	6.500	3.922	3.922
2005990000 Oth smoked garlic, not frozen vegetable& mixtures of not prep.by vinegar/acid	19.099	31.012	19.270	33.188
2006000000 Vegetables,fruit,nuts,fruit-peel & othparts of plants,preserved by sugar	9.083	29.286	16.196	38.508
2007100000 Jams, fruit jellies, marmalades, fruitor nut, homogenised preparations	60.011	139.522	166.829	375.637
2007910000 Citrus fruit	24.533	41.213	26.573	41.752
2007991000 Fruit grains and pastes other than ofmango, pineapples or strawberries	38.656	119.594	43.154	150.609
2007999000 Fruit grains and pastes of mango,pineapples or strawberries	108.145	259.258	249.885	673.828
2008111000 Roasted ground nuts, othwise prepared/preserved	6.283	14.663	22.910	35.072
2008112000 Peanut butter, othwise prepared orpreserved	29.817	67.281	61.056	153.016
2008119000 Oth ground nuts, othwise prepared orpreserved	34.520	52.426	51.270	77.126
2008191000 Cashew, incl. mixtures,othwise preparedor preserved	0	1.635	0	2.324
2008199000 Other nuts and seeds, othwise preparedor preserved	16.480	32.046	147.439	219.562
2008200000 Pineapples, othwise prepared/preserved	2.045	6.679	12.740	22.303
2008309000 Oth citrus fruit, not added sugar/sweetening in/not in airtight container	72.649	224.969	77.787	229.273
2008401000 Pears, containing added sugar orsweetening matter in airtight container	3	3	35	35
2008501000 Apricots,containing added sugar / othersweet,matter in/not airtight container	3	3	35	35
2008601000 Cherries,containing added sugar / othersweet,matter in/not airtight container	0	1.745	0	4.749
2008609000 Cherries, not containing added sugar/sweetening, in/not airtight containers	0	105	0	398
2008701000 Peaches,containing added sugar or othersweet,matter in/not airtight container	4.122	60.812	4.547	32.434
2008709000 Peaches, not containing added sugar/sweetening, in/not airtight containers	0	14.679	0	20.934
2008809000 Strawberries,not containing added sugar/sweetening, in/not airtight containers	414	618	1.683	2.490
2008922000 Mixtures of other edible parts of plantadded sugar, in/not airtight container	39.689	39.689	38.035	38.035
2008929000 Mixtures of other edible parts of plantnot added sugar,in/not airtight container.	26.362	381.213	12.982	191.830
2008991000 Lychees, othwise prepared or preserved	28.271	158.212	37.038	172.319
2008992000 Longans, othwise prepared or preserved	186.918	353.613	116.746	257.368
2008993000 Stems,roots and oth.edible partsof plants, othwise prepared or preserved	11.636	11.636	16.517	16.517
2008994000 Othwise prepared or preserved, addedsugar/sweet, in/not airtight container	2.162	2.162	2.368	2.368
2008999000 Othwise prepared/preserved, not addedsugar/sweet, in/not airtight container	1.512	2.380	5.331	17.343
2009110000 Orange juice, frozen	131.432	371.696	230.294	737.570
2009120000 Orange juice, not frozen,of a brix value not exceeding 20	103.233	237.329	75.184	175.257
2009190000 Orange juice, not frozen,of a brix value exceeding 20	36.821	259.441	22.076	203.974
2009210000 Grapefruit juice, of a brix value notexceeding 20	14.538	15.601	11.315	12.350
2009290000 Other grapefruit juiceof a brix value exceeding 20	20.560	57.007	101.071	305.382
2009310000 Juice of any other single citrus fruit,of a brix value not exceeding 20	0	8.311	0	7.604

**I.3. IMPOR MENURUT KOMODITI / IMPORT BY HS COMMODITY**  
**\*\*\* MARET / MARCH 2009 \*\*\***

H S Uraian Komoditi Commodity Description	Berat Bersih / Net Weight (Kg)		Nilai / Value C.I.F (US\$)	
	Bulan ini Current Month	Kumulatif Cum.Jan. to date	Bulan ini Current Month	Kumulatif Cum.Jan. to date
2009390000 Other juice of any other single citrus for a brix value exceeding 20	16.810	36.308	89.162	101.799
2009410000 Pineapple juice,of a brix value not exceeding 20	3.661	6.738	3.904	8.189
2009490000 Other pineapple juice,of a brix value exceeding 20	0	6.449	0	6.021
2009500000 Tomato juice	39.706	42.062	31.274	33.589
2009610000 Grape juice (including grape must),of a brix value not exceeding 20	78.954	120.866	56.569	96.964
2009690000 Other grape juice (including grape must)of a brix value exceeding 20	6.305	30.882	8.036	26.733
2009710000 Apple juice,of a brix value not exceeding 20	147.061	242.928	96.750	183.903
2009790000 Other apple juiceof a brix value exceeding 20	121.538	236.434	217.555	480.136
2009801000 Blackcurrant juice	224	598	4.192	10.240
2009809000 Other juice of any other single fruitor vegetables	68.518	285.944	144.363	664.545
2009900000 Mixtures of juices	91.385	211.300	102.136	386.204
2101111000 Instant coffee	177.962	611.380	1.475.617	5.237.220
2101119000 Oth extracts, essences and concentratesof coffee	28.451	28.460	80.589	80.927
2101120000 Preparations with a basis of extracts,essences or concentrates of coffee	33.513	136.517	815.890	3.279.455
2101201000 Tea preparations consisting of a mixturetea, milk powder and sugar	9.119	9.119	23.542	23.542
2101209000 Mate preparations consisting of a mixturmate , milk powder and sugar	49.945	163.658	323.760	940.419
2101300000 Roasted chicory&oth.roasted coffee substitutes,extract,essence&concent.thereoo	0	265	0	1.813
2102101000 Bread yeasts, active	125.601	249.627	290.738	766.961
2102109000 Active yeasts, other than for bread	109.039	336.255	393.822	1.195.789
2102200000 Inactive yeasts; other single-cell microorganisms, dead	733.773	890.057	858.527	1.692.203
2102300000 Prepared baking powders	190.317	406.462	383.863	835.343
2103100000 Soya sauce sweet, salt and other	746.032	1.435.047	573.716	1.080.393
2103200000 Tomato ketchup and other tomato sauces	49.629	103.990	78.572	128.058
2103300000 Mustard flour & meal & prepared mustard	9.117	34.444	19.497	33.552
2103901000 Chilli sauce	97.574	293.140	141.489	418.980
2103902000 Mixed condiments and mixed seasonings,including belachan	31.652	162.360	146.491	555.068
2103903000 Fish sauce	10.205	93.582	7.175	64.593
2103909000 Other sauces and preparations therefor;mustard flour & meal & prepared mustar	553.418	1.344.846	1.596.481	3.498.479
2104101000 Soups and broths & preparation thereforcontaining meat	10.818	32.661	12.360	43.604
2104109000 Soups and broths & preparation therefor,not containing meat	25.807	130.837	42.754	281.286
2104201000 Homogenised composite food preparations,containing meat	0	12	0	52
2104209000 Homogenised composite food preparations,not containing meat	2.520	12.592	8.597	17.357
2105000000 Ice cream and other edible ice, whetheror not containing cocoa	89.469	224.104	344.141	747.008
2106100000 Protein concentrates and texturedprotein substances	301.322	597.943	504.537	924.797
2106901000 Dried bean curd and bean curd sticks	0	493	0	1.450
2106902000 Flavoured or colored syrups	87.556	117.355	283.515	377.163
2106903000 Non-dairy creamer	2.228.091	8.297.516	3.800.636	13.080.776
2106904000 Autolysed yeast preparations	44.558	82.773	453.559	838.528
2106905100 Non-alcoholic prep used as raw materialto make composite concentrates bevera	2.589	51.715	25.602	215.696
2106905200 Non-alcoholic comp concentrates for simpdilution with water to make beverages	282.786	746.640	2.458.849	4.634.333
2106905300 Ginseng based products, non-alcoholicpreparations use for making beverages	17	6.323	464	15.195
2106905900 Other non-alcoholic preparations usefor making beverages	87.848	501.432	296.817	1.434.632
2106906900 Other alcoholic preparations	0	22	0	2.818
2106907000 Preparations vitamins or minerals, medic food and oth.food suplements	166.975	667.163	3.032.757	12.526.411
2106908000 Mixtures of chemicals foodstuffs or subwith nutritive value, used for food proc	497.902	1.046.048	4.401.971	10.121.197
2106909100 Fortificant premixes	13.714	33.201	383.837	750.346
2106909200 Ginseng based preparations	144	1.438	4.120	39.884
2106909400 Other preparations for infant use	29.618	34.620	418.350	572.273
2106909900 Other food preparations not elsewherespecified or included	342.253	4.632.742	1.753.757	12.386.978
2201100000 Mineral waters and aerated waters	99.815	285.625	88.512	214.213
2202101000 Sparkling mineral waters and aeratedwaters, flavoured	94.581	178.468	38.727	81.013
2202109000 Other mineral water, containing addedssugar/sweetening or flavoured	839.260	1.800.321	388.416	898.255
2202901000 Flavoured uht milk drink	28.690	358.877	39.868	221.906
2202902000 Soya milk drink	230.752	458.812	110.073	230.074
2202903000 Non-aerated beverage ready for immediateconsumption without dilution	2.175.036	4.507.443	1.316.179	2.857.839
2202909000 Oth non-alcoholic beverages, excludingfruit or vegetable juices	3.797.065	7.206.905	2.096.514	4.204.381
2203009000 Other beer made from malt,including ale	0	7.783	0	13.248
2204100000 Sparkling wine	0	465	0	783
2204211100 Wine, in containers <= 2 l, alcoholicstrength by volume <= 15%	0	80	0	351
2204211200 Wine, in containers <= 2 l, alcoholicstrength by volume > 15%	0	9	0	65
2204212100 Grape must,in container <=2 l,alcoholicstrength by volume <= 15%	1.780	3.361	9.081	18.186
2206002000 Sake (rice wine)	6	6	156	156
2207100000 Udenatured ethylalcohol of alcoholicstrength by volume of >= 80%	423	3.634	6.560	20.601
2207201100 Ethyl alcohol of an alcoholic strengthby volume of > 99%	8.627	10.301	25.580	27.033
2207201900 Oth denatured ethyl alcohol, includingmethylate spirits	45	45	336	336
2207209000 Other ethyl alcohol and other spirits	0	41	0	405
2208204000 Other spirits of an alcoholic strengthby volume exceeding 46% vol	6.953	6.953	92.939	92.939
2208301000 Whiskies of an alcoholic strength byvolume not exceeding 46% vol	0	1.242	0	8.286
2208601000 Vodka of an alcoholic strength byvolume not exceeding 46% vol	0	602	0	3.806
2208602000 Vodka of an alcoholic strength byvolume exceeding 46% vol	143	143	1.911	1.911
2208901000 Medicated samsu of alcoholic strengthby volume <= 40%	0	1	0	633
2208909000 Other spirituous beverages	0	6	0	4
2209000000 Vinegar and substitutes for vinegarobtained from acetic acid	35.890	94.904	27.734	97.369

**I.3. IMPOR MENURUT KOMODITI / IMPORT BY HS COMMODITY**  
**\*\*\* MARET / MARCH 2009 \*\*\***

H S Uraian Komoditi Commodity Description	Berat Bersih / Net Weight (Kg)		Nilai / Value C.I.F (US\$)	
	Bulan ini	Kumulatif	Bulan ini	Kumulatif
	Current Month	Cum. Jan. to date	Current Month	Cum. Jan. to date
2301100000 Flours, meals & pellets, of meat / meatoffal; unfit for human consumption; greaves	4.741.849	10.647.991	2.224.204	5.184.507
2301200000 Flours, meals & pellets, of fish/crustacean, molluscs/other aquatic invertebrates	3.335.366	9.077.528	2.749.627	7.539.338
2302100000 Bran, sharps and other residues of maize (corn)	20.284	21.166	15.048	15.759
2302300000 Bran, sharps and other residues of wheat	126.368	332.800	40.060	118.653
2302409000 Bran, sharps and other residues of other cereals	1.001	1.001	5.010	5.010
2302500000 Bran, sharps and other residues of leguminous plants	37.500	75.000	18.826	37.302
2303109000 Other residues of starch and similar residues	6.008.424	16.041.859	3.074.107	8.616.314
2303300000 Brewing or distilling dregs and waste	8.748.676	23.796.062	1.734.777	5.055.201
2304000000 Oil-cake & other solid residues, in pellet form, from the extract of soyabean oil	160.325.681	391.693.190	61.744.553	144.061.892
2305000000 Oil-cake & other solid residues, in pellet form, from the extract of ground-nut oil	521.260	776.023	145.759	205.935
2306300000 Oil-cake and other solid residues of sunflower seeds	308.380	509.000	70.002	115.542
2306410000 Oil-cake and other solid residues of flax or rapeseed seeds	6.240.088	22.836.928	1.228.975	4.877.391
2306490000 Other oil-cake and other solid residues of rapeseed or colza seeds	488.400	3.411.400	94.505	709.749
2306500000 Oil-cake and other solid residues of coconut/copra manual/mechanical process	0	18.000	0	564
2306600000 Oil-cake and other solid residues of palm nuts or kernels	0	446.040	0	99.570
2306902000 Oil-cake and other solid residues of maize (corn) germ	826.255	1.611.292	410.217	952.881
2306909000 Other oil-cake and other solid residues	2.031.406	5.893.151	358.594	962.799
2307000000 Wine lees; argol	201	201	3.453	3.453
2308000000 Vegetable materials and waste, residues of a kind used in animal feeding	36.790	71.324	25.925	39.967
2309101000 Dog or cat food, put up for retail sale, containing meat	609.751	1.415.292	559.451	1.237.335
2309109000 Dog or cat food, put up for retail sale, not containing meat	471.245	1.361.182	561.395	1.555.004
2309901100 Complete feed for poultry	253.059	959.794	192.393	593.047
2309901200 Complete feed for swine	3.210.148	7.817.158	713.932	1.753.478
2309901300 Complete feed for prawn feed	307.661	1.739.489	366.383	2.423.436
2309901900 Other complete feed	27.786	71.598	26.408	155.851
2309902000 Premixes, feed supplements and feed additives for animal	2.813.257	5.685.269	8.914.505	17.859.706
2309903000 Other preparations of a kind used in animal feeding, containing meat	18.396.871	51.094.118	7.816.733	22.008.241
2309909000 Other preparations of a kind used in animal feeding, not containing meat	14.888.256	36.759.642	7.123.484	18.548.065
2401101000 Virginia tobacco, not stemmed/stripped, flue-cured	393.356	1.384.436	2.344.564	7.694.349
2401103000 Other tobacco, not stemmed/stripped, flue-cured	142.560	664.020	396.127	4.080.921
2401109000 Other tobacco, not stemmed/stripped, not flue-cured	29.823	146.854	732.277	4.394.792
2401201000 Virginia tobacco, partly/wholly stemmed/stripped, flue-cured	1.909.116	4.497.989	12.679.062	29.532.947
2401202000 Virginia tobacco, partly/wholly stemmed/stripped, not flue-cured	0	19.800	0	156.913
2401203000 Oriental tobacco, partly/wholly stemmed/stripped	237.600	1.360.120	1.403.314	7.598.291
2401205000 Other tobacco, partly/wholly stemmed/stripped, flue-cured	714.220	1.410.051	3.295.706	6.353.398
2401209000 Other tobacco, partly/wholly stemmed/stripped, not flue-cured	56.772	264.172	390.121	1.698.813
2401301000 Tobacco stems	9	9	172	172
2401309000 Other tobacco refuse	69.380	124.526	94.024	262.971
2402100000 Cigars, cheroots and cigarillos, containing tobacco	4.559	7.309	91.439	125.548
2402209010 Cigarettes tobacco	0	21.440	0	164.698
2402209090 Other cigarettes containing tobacco	0	64.812	0	1.236.503
2402901000 Cigars, cheroots and cigarillos of tobacco substitutes	466	620	16.258	47.288
2402902000 Cigarettes of tobacco substitutes	1.450	2.478	55.003	136.292
2403101900 Other smoking tobacco, packed for retail sale	1.231	1.231	53.156	53.156
2403102100 Blended tobacco, for cigarette making	487.630	2.363.911	3.481.106	17.087.954
2403102900 Other manufactures tobacco for cigarette making	12.040	16.095	61.225	79.559
2403109000 Other smoking tobacco, whether or not containing tobacco substitutes	2	205.864	387	809.169
2403910000 Homogenised or reconstituted tobacco	6.166	18.210	99.666	226.577
2403991000 Tobacco extracts and essences	7.605	7.955	203.192	211.541
2403999000 Other manufactures tobacco & manufactured tobacco substitutes	1	47.907	20	68.885
2501004100 Other salt cont. at least 94.7% sodium chloride on a dry basis, in package netto < 45 kg	76.162	318.162	18.879	85.888
2501004900 Other salt cont. at least 94.7% sodium chloride on a dry basis, in package netto < 45 kg	142.417.044	340.170.208	7.512.661	17.884.768
2501009000 Other salt	71	652	987	1.775
2503000000 Sulphur of all kinds, other than sublimed, precipitated and colloidal sulphur	19.210.791	45.479.608	5.145.664	10.822.715
2504100000 Natural graphite, in powder or in flakes	144.442	433.378	90.282	257.017
2504900000 Natural graphite, in other form	109.291	393.411	46.548	173.371
2505100000 Silica sands and quartz sands	641.865	12.238.234	101.067	723.276
2505900000 Other natural sands, whether or not colored other than metal-bearing sands	828.671	5.262.455	127.083	548.535
2506100000 Quartz	620.970	820.470	48.441	116.773
2506200000 Quartzite	10.919	49.346	5.846	49.188
2507000000 Kaolin and other kaolinic clays, whether or not calcined	3.891.064	13.092.572	850.227	3.253.350
2508100000 Bentonite	40.142.253	55.798.765	2.361.709	4.213.557
2508300000 Fire-clay	175.436	351.072	94.158	182.434
2508400000 Other clays	1.049.768	4.679.544	358.734	1.448.408
2508500000 Andalusite, kyanite and sillimanite	45	240.087	132	98.049
2508600000 Mullite	22.747	867.081	8.614	490.381
2508700000 Chamotte or dinas earths	160.000	724.089	69.530	422.624
2509000000 Chalk	12.726	51.690	21.215	45.225
2510109000 Other natural calcium phosphates, natural aluminium calcium phosphates, unground	636	106.734.723	1.157	20.655.328
2510209000 Other natural calcium phosphates, natural aluminium calcium phosphates, ground	0	5.205	0	15.625
2511100000 Natural barium sulphate (barytes)	25.804.285	27.708.764	1.881.399	2.218.590
2511200000 Natural barium carbonate (witherite)	0	125	0	297
2512000000 Siliceous fossil meals and similar siliceous earths	271.238	885.700	139.026	477.504

**I.3. IMPOR MENURUT KOMODITI / IMPORT BY HS COMMODITY**  
**\*\*\* MARET / MARCH 2009 \*\*\***

H S Uraian Komoditi Commodity Description	Berat Bersih / Net Weight (Kg)		Nilai / Value C.I.F (US\$)	
	Bulan ini Current Month	Kumulatif Cum.Jan. to date	Bulan ini Current Month	Kumulatif Cum.Jan. to date
2513100000 Pumice stone	543	3.319	2.250	14.244
2513200000 Emery, natural corundum, natural garnet and other natural abrasives	1.016.479	4.643.473	398.499	1.654.119
2514000000 Slate, whether or not roughly trimmed or merely cut	80	47.588	457	12.806
2515110000 Marble and travertine, crude or roughly trimmed	465	50.775	1.378	10.283
2515121000 Marble and travertine, merely cut into blocks	602.420	1.217.752	102.463	237.545
2515122000 Marble and travertine, merely cut into slabs	1.235.640	3.509.952	374.871	1.254.801
2516110000 Granite, crude or roughly trimmed	0	36.864	0	55.296
2516121000 Granite, merely cut into blocks	153.686	296.268	15.119	51.098
2516122000 Granite, merely cut into slabs	1.713.334	4.311.188	573.475	1.454.911
2516200000 Sandstone	95.132	118.742	29.697	37.123
2516900000 Other monumental or building stone	519	69.985	132	20.853
2517100000 Pebbles, gravel, broken/crushed stone whether or not heat treated	275.000	1.264.468	51.222	207.751
2517300000 Tarred macadam	62	62	33	33
2517410000 Granules, chippings and powder of marble whether or not heat treated	3.460.000	16.983.135	61.250	366.084
2517490000 Granules, chippings & powder of stones whether or not heat treated	326.896	802.768	135.088	295.030
2518100000 Dolomite, not calcined or sintered	20.000	40.000	3.660	7.320
2518200000 Dolomite, calcined or sintered	22.000	198.578	5.654	54.502
2518300000 Dolomite, ramming mix	192.000	384.000	44.160	82.560
2519100000 Natural magnesium carbonate (magnesite)	200.037	398.340	43.048	93.748
2519900000 Fused magnesia; dead-burned magnesia	471.608	1.780.716	207.326	836.195
2520100000 Gypsum, anhydrite	91.734.857	220.725.802	2.564.535	6.804.479
2520201000 Plasters, for use in dentistry	0	111.800	0	27.126
2520209000 Other plasters	11.099.485	24.416.768	678.535	1.645.393
2521000000 Limestone flux; limestone and other calcareous stone	4.614.274	9.253.345	415.435	867.179
2522100000 Quicklime	0	4.509.484	0	512.475
2522200000 Slaked lime	677.840	2.269.039	87.015	257.243
2523101000 Cement clinkers, for white cement	6.004	12.097.005	204.141	760.391
2523109000 Other cement clinkers	516	901	4.921	6.175
2523210000 Portland cement, white cement, whether or not artificially colored	15	33.675	18	27.633
2523291000 Portland cement, colored cement	77.760.020	237.462.220	3.996.686	12.094.167
2523299000 Other portland cements	42.237.999	150.974.966	2.012.644	7.121.282
2523300000 Aluminous cement	162.527	542.218	142.673	378.834
2523900000 Other hydraulic cements	59.600.000	91.184.695	3.003.835	4.559.945
2524900010 Chrysotile	6.551.471	19.502.246	2.781.758	8.730.342
2524900090 Other asbestos, crocidolite & chrysotile	274	470	556	609
2525100000 Crude mica and mica rifted into sheets or splittings	74.536	101.226	36.608	68.781
2525200000 Mica powder	171.041	373.038	106.740	416.716
2526100000 Natural steatite, not crushed, not powdered	250.000	865.388	22.000	77.000
2526201000 Talc powder, crushed or powdered	14.700.248	28.165.305	1.211.426	2.727.031
2526209000 Other natural steatite, crushed/powdered	396.810	5.294.146	35.393	430.642
2528900000 Natural boric acid containing not more than 85% of H <sub>3</sub> BO <sub>3</sub> on the dry weight	123.122	435.861	117.646	306.906
2529100000 Felspar	22.721.437	49.966.195	1.458.597	3.347.135
2529210000 Fluorspar, containing by weight 97% or less of calcium fluoride	49.990	217.802	14.997	61.539
2529220000 Fluorspar, containing by weight more than 97% of calcium fluoride	120.000	120.000	71.890	71.890
2529300000 Leucite; nepheline & nepheline syenite	113.208	628.786	41.451	210.431
2530100000 Vermiculite, perlite and chlorites, unexpanded	197.502	618.092	83.758	233.507
2530201000 Kieserite	3.067.120	5.643.300	398.425	862.137
2530900000 Other mineral substances not elsewhere specified or included	1.848.440	5.762.974	494.429	1.596.814
2601110000 Iron ores and concentrates, other than roasted iron pyrites: non agglomerated	0	144.359.857	0	33.066.657
2601120000 Iron ores and concentrates, other than roasted iron pyrites: agglomerated	0	289.440	0	93.319
2601200000 Roasted iron pyrites	12.049	231.763	15.311	98.646
2602000000 Manganese ores & concentrates, including ferruginous manganese, m. content >=	48.106	51.346	87.616	96.688
2603000000 Copper ores and concentrates	67	100.251	67	16.170
2604000000 Nickel ores and concentrates	378	379	1.284	1.294
2605000000 Cobalt ores and concentrates	0	3.000	0	87.600
2606000000 Aluminium ores and concentrates	60.000	149.995	76.980	118.380
2607000000 Lead ores and concentrates	134.280	836.037	75.967	521.094
2608000000 Zinc ores and concentrates	0	23.204	0	19.537
2609000000 Tin ores and concentrates	99.029	99.039	71.250	71.334
2610000000 Chromium ores and concentrates	0	1	0	1.238
2612100000 Uranium ores and concentrates	2	2	6	6
2613900000 Molybdenum ores and concentrates, other than roasted	0	11	0	332
2614009000 Titanium ores and concentrates, other than ilmenite ores & concentrates	373.314	573.967	277.437	437.038
2615100000 Zirconium ores and concentrates	941.730	2.386.301	997.081	2.761.334
2615900000 Other niobium, tantalum ores and concentrates vanadium or zirconium ores	68.170	205.872	77.331	235.867
2616900000 Precious metal ores other than silver ores	3	3	28	28
2617100000 Antimony ores and concentrates	6.514	11.226	36.730	61.703
2617900000 Other ores and concentrates	25.000	43.682	4.715	23.756
2618000000 Granulated slag (slag sand) from the manufacture of iron or steel	1.485	251.985	5.766	35.129
2619000000 Slag, dross (not granula slag), & other waste from the manufacture of iron or steel	41.800	898.700	5.016	88.136
2620190000 Ash & residues containing mainly zinc, other than hard zinc spelter	0	110	0	2.814
2620290000 Ash & residues containing mainly lead, other than leaded gasoline sludges	10	12	187	5.246
2620910000 Ash & residues containing antimony, beryllium, cadmium, chromium or their mix	19	19	478	478

**I.3. IMPOR MENURUT KOMODITI / IMPORT BY HS COMMODITY**  
**\*\*\* MARET / MARCH 2009 \*\*\***

H S Uraian Komoditi Commodity Description	Berat Bersih / Net Weight (Kg)		Nilai / Value C.I.F (US\$)	
	Bulan ini Current Month	Kumulatif Cum.Jan. to date	Bulan ini Current Month	Kumulatif Cum.Jan. to date
2621900000 Seaweed ash (kelp)	0	4.212	0	4.031
2701110000 Anthracite	1.340.690	26.947.226	299.927	8.877.418
2701129000 Bituminous coal: other than coking coal	3.132	3.365	1.240	2.567
2701190000 Other coal	146.735	214.949	196.634	311.500
2701200000 Briquettes, ovoids & similar solid fuels manufactured from coal	96	96	250	250
2702100000 Lignite, whether or not pulverised, but not agglomerated	0	2	0	4
2702200000 Agglomerated lignite	40.874	83.779	88.887	178.986
2703001000 Peat, whether or not compressed into bales, but not agglomerated	28.533	52.085	7.683	12.866
2704001000 Coke & semi-coke of coal	3.941.765	10.623.880	1.048.296	3.375.422
2704003000 Retort carbon	1.210.002	1.227.502	336.976	355.068
2705000000 Coal gas, water gas, producer gas and similar gases other than petroleum gas	156	258	2.868	5.147
2706000000 Tar distilled from coal, from lignite or from peat & other mineral tars	92.000	276.364	62.550	175.140
2707100000 Benzol (benzene)	0	3.882	0	19.348
2707300000 Xylol (xylenes)	0	161	0	1.681
2707400000 Naphthalene	13	7.351	441	26.787
2707500000 Oth. aromatic hydrocarbon mix. of >= 65% by volume, distils at 250.c, ASTM D 86 m	873.528	5.815.054	626.581	3.701.461
2707910000 Creosote oils	16.000	16.000	24.062	24.062
2707992000 Carbon black feedstock	0	10	0	508
2707999000 Other products of the distilled of high temperature coal tar	569.365	1.696.341	493.604	1.494.549
2708100000 Pitch	6.609.705	6.906.851	3.668.163	3.785.775
2708200000 Pitch coke	5.700.000	5.701.000	4.062.180	4.062.672
2709001000 Crude petroleum oil	859.394.393	2.791.787.000	334.442.416	1.011.795.017
2709002000 Condensate	0	27.202	0	32.817
2709009000 Other petroleum oil, crude	81.831	109.190	91.714	140.458
2710111100 Motor spirit, premium leaded	8.767	8.768	14.403	14.411
2710111200 Motor spirit, premium unleaded	604.493.092	1.781.461.236	285.775.433	823.181.474
2710111400 Motor spirit, regular unleaded	19.840.656	48.442.149	9.193.838	22.618.596
2710111500 Other motor spirit, leaded	0	16.970	0	18.641
2710111600 Other motor spirit, unleaded	22.421.481	156.607.010	11.233.774	78.108.903
2710112000 Aviation spirit	0	6.961	0	32.822
2710113000 Tetrapropylene	33.000	155.184	42.415	190.664
2710114000 White spirit	100.974	1.253.606	140.444	964.877
2710115000 Low aromatic solvents containing by weight <= 1 % aromatic content	226.269	1.893.804	263.318	1.875.501
2710116000 Other solvent spirits	27.550	839.179	29.728	788.783
2710117000 Naphtha, reformed or preparations for preparing spirits	25.874.130	190.152.254	10.342.679	62.872.191
2710119000 Other petroleum oil, light oil & other than crude	637.544	3.090.555	814.084	3.120.871
2710191300 Aviation turbine fuel (jet fuel) having a flash point of not less than 23-c	0	22.013	0	89.424
2710191400 Aviation turbine fuel (jet fuel) having a flash point of less than 23-c	33.739.674	85.362.192	14.095.797	41.246.910
2710191600 Kerosene	46	3.463	769	18.116
2710191900 Other medium oils and preparations	4.019.835	13.577.333	3.814.282	11.524.323
2710192000 Topped crudes	33.553	89.721	63.127	203.248
2710193000 Carbon black feedstock oil	268	10.096	2.901	43.220
2710194100 Lubricating oil base stock	5.482.207	14.506.932	4.141.734	11.469.936
2710194200 Lubricating oils for aircraft engines	15	339	18	2.578
2710194300 Other lubricating oils	8.086.792	25.665.911	15.451.326	52.276.952
2710194400 Lubricating greases	1.094.362	1.973.094	3.083.607	6.296.840
2710195000 Hydraulic brake fluid	418	15.352	2.321	40.024
2710196000 Transformer and circuit breakers oils	569.702	1.385.513	644.178	1.648.532
2710197100 High speed diesel fuel	372.405.138	1.529.294.147	149.049.831	680.810.167
2710197200 Other diesel fuel	12.082.965	30.404.263	4.734.758	12.665.573
2710197900 Other fuel oils	103.483.971	308.063.395	26.347.396	97.403.900
2710199000 Oth petroleum oils & oils obtained from bituminous minerals (other than crude)	689.751	1.966.785	951.423	3.065.332
2710990000 Other waste oils	710	30.593	21.221	72.077
2711120000 Liquid propane	45.106.617	208.180.662	22.007.866	99.159.336
2711130000 Liquid butanes	45.549.346	165.174.095	21.308.021	75.578.598
2711190000 Other liquid petroleum gas	520	52.435.292	1.600	26.644.741
2711210000 Natural gas in gaseous state	69	103	170	7.553
2711290000 Other petroleum gas in gaseous state	7.989	15.226	21.629	34.767
2712100000 Petroleum jelly	195.824	379.787	318.691	671.128
2712200000 Paraffin wax containing by weight less than 0.75% of oil	217.238	467.678	266.420	511.496
2712901000 Other paraffin wax	1.553.177	2.932.936	1.447.440	2.815.224
2712909000 Microcrystalline petroleum wax, slack wax, ozokerite, lignite wax, peat wax	230.351	474.546	481.552	932.547
2713110000 Petroleum coke, not calcined	3.226.747	5.704.731	616.748	849.679
2713120000 Petroleum coke, calcined	279.599	13.407.162	178.032	8.329.260
2713200000 Petroleum bitumen	21.997.106	95.252.651	8.452.410	35.015.300
2713900000 Other residues of petroleum oils or oils obtained from bituminous minerals	14.520	924.438	30.056	530.663
2714100000 Bitumen and asphalt, natural bituminous or oil shale and tar sands	18	357	138	1.958
2714900000 Bitumen and asphalt, natural asphaltic sand asphaltic rocks	882.062	14.099.770	483.449	7.761.164
2715000000 Bituminous mix. based on natur. asphalt on natur. bitumen, on petroleum bitumen	41.056	86.712	157.725	276.940
2801100000 Chlorine	99.054	357.436	66.692	230.618
2801200000 Iodine	355	925	5.791	23.545
2801300000 Fluorine; bromine	5	4.503	563	8.750
2802000000 Sulphur, sublimed or precipitated, colloidal sulphur	4.009.681	4.852.980	300.359	417.433

**I.3. IMPOR MENURUT KOMODITI / IMPORT BY HS COMMODITY**  
**\*\*\* MARET / MARCH 2009 \*\*\***

H S Uraian Komoditi Commodity Description	Berat Bersih / Net Weight (Kg)		Nilai / Value C.I.F (US\$)	
	Bulan ini Current Month	Kumulatif Cum.Jan. to date	Bulan ini Current Month	Kumulatif Cum.Jan. to date
2803001000 Rubber grade carbon black	5.141.979	11.065.205	4.648.570	10.444.538
2803002000 Acetylene black	299.153	768.768	633.052	1.841.079
2803003000 Other carbon blacks	1.792.093	3.275.029	1.737.676	3.578.769
2803009000 Other carbon	213.422	629.499	292.763	1.135.321
2804100000 Hydrogen	64.816	197.677	25.895	73.321
2804210000 Argon	181.818	696.243	147.743	474.599
2804290000 Other rare gases	218.285	697.265	160.852	970.902
2804300000 Nitrogen	919.189	2.761.654	225.629	617.917
2804400000 Oxygen	2.343.893	6.860.456	2.021.668	2.952.657
2804500000 Boron; tellurium	0	18	0	164
2804610000 Silicon, containing by weight >= 99.99%	1.601	8.333	7.068	20.040
2804690000 Silicon, containing by weight < 99.99%	372.070	705.547	650.577	1.274.010
2804700000 Phosphorus	13.072	16.881	180.187	201.064
2804800000 Arsenic	10.000	33.000	13.700	35.313
2804900000 Selenium	1.579	2.645	58.551	129.069
2805110000 Sodium	16.132	34.998	33.377	81.976
2805120000 Calcium	50.000	195.805	54.568	924.292
2805190000 Other alkali or alkaline-earth metals	175.418	423.712	98.848	589.421
2805300000 Rare-earth metals, scandium & yttrium whether or not intermixed or interalloy	0	13	0	17
2805400000 Mercury	449	2.595	13.107	66.733
2806100000 Hydrogen chloride (hydrochloric acid)	78.151	125.793	86.965	102.890
2806200000 Chlorosulphuric acid	0	1	0	159
2807000000 Sulphuric acid; oleum.	41.693.219	42.313.214	460.392	1.057.129
2808000000 Nitric acid; sulphonitric acids	1.287.493	2.453.683	508.947	1.039.115
2809100000 Diphosphorus pentaoxide	605	1.117	2.952	5.173
2809203000 Phosphoric acids, hypophosphoric acids and hypophosphoric acids	927.918	1.603.998	698.765	1.189.789
2809209000 Other phosphoric acids, hypophosphoric acids and hypophosphoric acids	3.462.485	4.359.234	2.118.184	3.334.944
2810000000 Oxide of boron; boric acids	108.189	390.270	96.464	293.136
2811110000 Hydrogen fluoride (hydrofluoric acid)	22.906	66.137	24.251	113.632
2811191000 Arsenic acid	21.470	21.969	25.708	31.521
2811199000 Other inorganic acids	120.832	149.109	130.282	184.449
2811210000 Carbon dioxide	208.030	671.679	107.546	521.287
2811221000 Silica powder	747.455	2.141.662	775.397	2.252.528
2811229000 Silicon dioxide, other form	570.893	1.624.916	733.913	2.031.466
2811291000 Diarsenic pentaoxide	7.356	7.356	12.380	12.380
2811299000 Other inorganic oxygen compounds of non metals	164.541	369.623	135.779	458.291
2812100000 Chlorides and chloride oxides	32	46	1.054	1.387
2812900000 Other halides and halide oxides of nonmetals	206	7.429	6.104	18.316
2813100000 Carbon disulphide	0	443.780	0	412.388
2813900000 Other sulphides of non-metal	0	22	0	708
2814100000 Anhydrous ammonia	2.500	34.051.901	2.450	6.308.721
2814200000 Ammonia in aqueous solution	17.693	18.424	14.063	19.723
2815110000 Sodium hydroxide (caustic soda), solid	403.559	481.718	212.315	245.514
2815120000 Sodium hydroxide (caustic soda), in aqueous solution (lye or liquid soda)	71.855	227.535	76.513	176.766
2815200000 Potassium hydroxide (caustic potash)	248.235	1.306.958	385.820	1.983.152
2815300000 Peroxides of sodium or potassium	17	4.327	661	9.566
2816100000 Hydroxide and peroxide of magnesium	46.859	976.572	172.446	739.731
2816400000 Oxides, hydroxides & peroxides, of strontium or barium	125.086	125.115	57.697	58.132
2817001000 Zinc oxide	402.300	1.119.109	697.486	1.771.631
2817002000 Zinc peroxide	20.264	53.887	48.497	95.762
2818100000 Artificial corundum, whether or not chemically defined	102.876	176.972	106.082	238.942
2818200000 Aluminium oxide, other than artificial corundum	70.268.297	94.128.501	23.752.125	31.262.381
2818300000 Aluminium hydroxide	19.071.758	20.243.185	4.930.545	5.655.126
2819100000 Chromium trioxide	38.083	56.583	145.365	223.553
2819900000 Other chromium oxides and hydroxides	18.352	37.407	64.189	146.529
2820100000 Manganese dioxide	1.032.001	4.151.034	1.841.506	7.775.777
2820900000 Other manganese dioxide	113.649	246.925	122.013	331.558
2821100000 Iron oxides and hydroxides	415.052	4.358.336	429.455	1.507.010
2821200000 Earth colors	50	50	730	730
2822000000 Cobalt oxides and hydroxides, commercial	8.096	37.422	56.736	547.260
2823000000 Titanium oxides.	698.947	1.591.399	1.523.431	3.554.373
2824100000 Lead monoxide (litharge, massicot)	12.034	135.710	22.248	233.197
2824900000 Other lead monoxide	18.526	34.892	62.085	89.669
2825100000 Hydrazine, hydroxylamine, inorganic salt	39.217	153.859	71.189	445.162
2825200000 Lithium oxide and hydroxide	56	2.279	371	16.922
2825300000 Vanadium oxides and hydroxides	600	600	11.160	11.160
2825400000 Nickel oxides and hydroxides	14.010	27.659	157.600	306.077
2825500000 Copper oxides and hydroxides	20.649	39.651	85.001	167.893
2825600000 Germanium oxides and zirconium dioxide	30	2.043	2.327	13.608
2825700000 Molybdenum oxides and hydroxides	27	27	422	422
2825800000 Antimony oxides	60.850	147.790	268.409	737.183
2825900000 Other inorganic bases	22.601	52.491	153.212	317.597
2826190000 Other fluorides	74.599	189.300	13.950	190.132

**I.3. IMPOR MENURUT KOMODITI / IMPORT BY HS COMMODITY**  
**\*\*\* MARET / MARCH 2009 \*\*\***

H S Uraian Komoditi Commodity Description	Berat Bersih / Net Weight (Kg)		Nilai / Value C.I.F (US\$)	
	Bulan ini Current Month	Kumulatif Cum.Jan. to date	Bulan ini Current Month	Kumulatif Cum.Jan. to date
2826300000 Sodium hexafluoroaluminate (syntheticcryolite)	5	2.595	156	8.055
2826900000 Other complex fluorine salt.	44.696	165.121	102.643	400.271
2827100000 Ammonium chloride	301.373	590.574	106.971	215.495
2827201000 Calcium chloride, commercial grades	309.000	547.956	65.806	122.126
2827209000 Calcium chloride, not commercial grades	1.625.189	3.529.772	391.893	964.149
2827310000 Other chlorides of magnesium	5.355	73.940	25.715	60.777
2827320000 Other chlorides of aluminium	872.275	1.633.272	317.081	627.836
2827350000 Other chlorides of nickel	9.863	34.969	29.893	102.172
2827390010 Other chlorides of zinc	127.280	440.640	109.765	369.818
2827390090 Other chlorides of iron, cobaltd and of other materials	115.616	363.856	89.695	211.647
2827410000 Chloride oxides & chloride hydroxides,of copper	1.500	3.000	3.675	8.100
2827490000 Other chloride oxides & chloridehydroxides	143.146	424.466	83.334	374.986
2827510000 Bromides of sodium or of potassium	4.201	25.207	15.653	61.583
2827590000 Other bromides	1.206	16.477	5.956	159.755
2827600000 Iodides and iodide oxides	1.650	2.637	32.844	46.084
2828100000 Commercial calcium hypochlorite & othercalcium hypochlorites	153.841	459.400	143.462	476.518
2828901000 Sodium hypochlorite	1.753	24.562	1.002	31.630
2828909000 Other hypochlorite	88.330	106.684	114.418	290.549
2829110000 Chlorates of sodium	84.000	188.000	113.846	227.504
2829190000 Other chlorates	76.000	265.094	74.745	287.812
2829900000 Bromat dan perbromat, iodat & periodat	11.133	40.166	64.323	278.128
2830100000 Sodium sulphides	342.622	762.036	144.026	345.164
2830900000 Other sulphides	157.760	470.284	73.159	218.625
2831100000 Dithionites and sulphonylates of sodium	627.667	1.202.292	431.734	940.691
2831900000 Other dithionites and sulphonylates	18.000	36.002	33.300	80.305
2832100000 Sodium sulphites	1.010.193	1.665.886	335.689	704.131
2832200000 Other sulphites	55.487	61.713	32.985	40.458
2832300000 Thiosulphates	75.213	446.993	20.543	128.839
2833110000 Disodium sulphate	6.913.055	11.630.755	665.495	1.160.851
2833190000 Other sodium sulphates	7.301.028	11.588.226	792.034	1.507.323
2833210000 Magnesium sulphate	320.396	634.352	86.083	160.835
2833221000 Aluminium sulphate :commercial grade	0	65	0	132
2833229000 Aluminium sulphate:other grade	24.058	25.216	15.150	16.800
2833240000 Nickel sulphate	44.869	145.621	227.772	613.789
2833250000 Copper sulphate	502.650	725.777	712.733	1.090.214
2833270000 Barium sulphate	193.914	466.386	136.548	353.081
2833291000 Of chromium or zinc	416.636	444.365	286.652	307.552
2833292000 Tribasic lead sulphate	48.858	90.767	17.535	107.927
2833299000 Other sulphate of other material	265.642	745.130	202.115	542.807
2833300000 Alums	205.025	360.561	57.133	97.710
2833400000 Peroxosulphates (persulphates)	61.145	115.849	87.089	140.652
2834100000 Nitrites	195.877	503.499	105.216	273.775
2834210000 Nitrates of potassium	104.372	261.482	110.839	254.786
2834290000 Other nitrates	521.743	952.268	305.009	530.228
2835100000 Phosphinates (hypophosphites) andphosponates (phosphites)	22.326	37.559	103.901	190.600
2835220000 Phosphates of mono- or disodium	400.778	682.662	368.970	681.176
2835240000 Phosphates of potassium	12.043	686.002	47.976	2.338.330
2835251000 Dicalcium phosphate, feed grade	2.152.000	4.887.000	911.928	2.099.274
2835259000 Oth hypophosphites, phosphonates andand phosphates, polyphosphates	276.025	991.807	112.696	427.469
2835260000 Other phosphates of calcium	2.020.995	5.930.547	1.484.862	5.073.620
2835290000 Other phosphates	252.328	721.909	298.415	992.262
2835310000 Sodium triphosphate (sodiumtripolyphosphate)	2.038.179	6.518.361	1.690.551	5.430.639
2835391000 Tetranatrium pirofosfat	47.451	74.116	84.730	117.697
2835399000 Other polyphosphates	448.726	1.113.625	731.356	2.172.157
2836200000 Disodium carbonate	38.564.175	125.667.076	9.280.446	32.238.775
2836300000 Sodium hydrogencarbonate (sodium bicarbonate)	10.859.554	22.049.215	2.482.382	5.312.013
2836400000 Potassium carbonates	309.963	903.964	390.094	1.178.561
2836501000 Calsium carbonate, food or pharmaceu-tical grade	1.137.335	3.091.151	461.787	1.193.654
2836509000 Calsium carbonate, other grade	1.683.471	5.073.339	553.709	1.986.001
2836600000 Barium carbonate	190.000	608.173	52.130	177.995
2836910000 Lithium carbonates	100	20.100	1.636	131.636
2836920000 Strontium carbonate	0	72.003	0	34.935
2836990000 Other carbonates	1.522.158	3.001.112	1.020.023	2.092.295
2837110000 Cyanides and cyanide oxides, of sodium	158.000	474.000	320.620	928.800
2837190000 Other cyanides and cyanide oxides	20	51	13.696	24.753
2839110000 Sodium metasilicates	177.995	590.689	80.937	233.990
2839191000 Sodium silicates	1.004.829	2.186.625	334.752	905.129
2839199000 Other silicates of sodium	668.855	1.846.868	294.896	978.255
2839900000 Other silicates; commerical alkali metalsilicates	88.875	635.314	123.200	1.355.966
2840190000 Other disodium tetraborate (refinedborax)	982.555	1.087.497	643.226	710.396
2840300000 Peroxoborates (perborates)	14.600	58.300	16.527	67.750
2841300000 Sodium dichromate	37	59.514	701	93.133
2841500000 Other chromates and dichromates,peroxochromates	2.058	8.539	7.661	42.010

**I.3. IMPOR MENURUT KOMODITI / IMPORT BY HS COMMODITY**  
**\*\*\* MARET / MARCH 2009 \*\*\***

H S Uraian Komoditi Commodity Description	Berat Bersih / Net Weight (Kg)		Nilai / Value C.I.F (US\$)	
	Bulan ini Current Month	Kumulatif Cum.Jan. to date	Bulan ini Current Month	Kumulatif Cum.Jan. to date
2841610000 Potassium permanganate	40.363	80.363	117.440	233.440
2841690000 Other manganit	250	345	229	801
2841700000 Molybdates	3.056	3.931	24.752	39.071
2841800000 Tungstates (wolframates)	501	788	2.965	4.306
2841900000 Oth salts of oxometallic orperoxometallic acids	4.795	40.692	44.987	350.619
2842100000 Double/complex silicates,includ aluminosilicates w.or not chemical defined	1.049.430	1.580.033	476.843	906.723
2842901000 Sodium arsenite	13.260	13.264	13.928	13.982
2842909000 Oth salts of inorganic acids/peroxoacid	85.860	194.905	201.443	846.391
2843210000 Silver nitrate	365	389	71.509	74.291
2843290000 Other silver compounds	126	179	5.843	11.951
2843300000 Gold compounds	1.216	1.990	32.412	233.367
2843900000 Other amalgams and other compoundcolloidal precious metals	130	260	43.935	124.406
2844109000 Ceramic products & mixtures containingnatural uranium	462	3.928	446.659	562.248
2844409000 Ceramic products & mixtures containingisotop or compound,radioactive residues	384	910	59.990	182.348
2845100000 Heavy water (deuterium oxide)	0	13	0	61
2845900000 Other isotops other than those heading28.44	28	30	3.636	3.917
2846100000 Cerium compounds	18	20	1.819	1.918
2846900000 Other compounds, inorganic or organicof rare-earth metal	27	455	1.424	6.066
2847001000 Liquid hydrogen peroxide,whether or notsolidified with urea	795.413	2.326.738	339.183	1.096.224
2847009000 Hydrogen peroxide, whether or notsolidified with urea other form	80.645	161.562	29.919	64.330
2848000000 Phosphides, whether or not chemicallydefined excluding ferrophosphorus.	0	8	0	411
2849100000 Carbides, whether or not chemicallydefined of calcium	812.762	1.736.760	415.528	1.009.675
2849200000 Carbides, whether or not chemicallydefined of silicon	113.308	303.513	158.251	396.399
2849900000 Carbides, whether or not chemicallydefined of other material	4.000	10.154	99.732	286.326
2850000000 Hydrides, nitrides, azides, silicidesand borides	6.753	6.846	33.080	40.282
2852009000 Other compounds, inorganic/organic, ofmercury, excluding amalgams	400	491	6.165	9.864
2853000000 Liquid, compressed air, other inorganic(incl distil/conductivity water,similar)	589	13.963	8.216	173.102
2901100000 Saturated acyclic hydrocarbons.	502.764	1.282.013	458.687	1.217.929
2901210000 Ethylene	67.751.550	163.602.402	42.765.810	95.666.517
2901220000 Propene (propylene)	35.471.138	79.353.604	24.796.289	48.356.001
2901230000 Butene (butylene) and isomers thereof	2.168.197	4.795.403	2.109.733	5.071.347
2901240000 Buta-1, 3-diene and isoprene	1.649.913	3.937.414	943.807	2.125.161
2901291000 Acetylene	334	78.607	2.558	59.953
2901299000 Other unsaturated acyclic hydrocarbons	26.489	625.236	50.771	441.033
2902110000 Cyclohexane	30.724	128.152	70.826	240.908
2902190000 Other cyclanes	115.640	212.590	213.164	474.783
2902200000 Benzene	14.070.817	30.882.009	5.741.266	11.396.781
2902300000 Toluene	21.660.519	33.336.067	13.974.827	20.090.682
2902410000 O-xylene	3.003.987	3.004.467	2.102.562	2.116.818
2902420000 M-xylene	18.840	18.840	14.130	14.130
2902430000 P-xylene	57.768.935	154.633.899	44.079.100	104.642.729
2902440000 Mixed xylene isomers	1.790.305	5.851.544	1.214.994	3.433.360
2902500000 Styrene	2.774.745	4.822.492	2.052.363	3.437.846
2902600000 Ethylbenzene	22.074	24.915	36.560	45.560
2902700000 Cumene	0	992.477	0	590.027
2902901000 Dodecylbenzene	0	4.300	0	11.080
2902902000 Alkylbenzenes	47.485	153.566	50.882	164.305
2902909000 Other cyclic hydrocarbons.	668.305	1.261.194	952.559	1.950.384
2903110000 Methyl chloride used in the manufactureof herbicides	98.554	259.184	94.245	337.320
2903190000 Other methyl chloride	197	565	451	2.881
2903120000 Dichloromethane (methylene chloride)	846.490	2.022.999	435.348	1.071.281
2903130000 Chloroform (trichloromethane)	35.879	254.148	111.762	741.108
2903190090 Other halogenated derivatives ofhydrocarbons	0	78	0	19.540
2903211000 Vinyl chloride monomer (vcm)	11.593.486	28.432.866	6.402.856	14.747.873
2903219000 Other vinyl chloride (chloroethylene)	38.509	38.613	103.498	104.118
2903220000 Trichloroethylene	112.757	403.148	100.564	331.297
2903230000 Tetrachloroethylene (perchloroethylene)	59.760	151.003	45.668	135.645
2903290000 Other unsaturated chlorinated derivatives of acyclic hydrocarbons	79.900	209.359	291.373	895.495
2903310000 Ethylene dibromide (iso)(1,2-dibromoethane)	600	600	4.260	4.260
2903390000 Oth fluorinated, brominated/iodinated	37.795	116.963	86.758	432.413
2903420000 Dichlorodifluoromethane	940	1.880	4.283	8.566
2903490000 Derivatives of methane, ethane/propane,halogenated with flourine & chlorine	681.746	1.186.839	1.388.546	2.123.363
2903510000 1, 2, 3, 4, 5, 6-hexachlorocyclohexane	25	25	1.759	1.759
2903590000 Other halogenated derivatives of cyclanic cyclenic/cycloterpenic hydrocarbon	0	722	0	7.097
2903610000 Chlorobenzene, o-dichlorobenzene andp-dichlorobenzene	572.942	1.431.624	899.128	2.271.769
2903690000 Other halogenated derivatives ofaromatic	39.509	76.634	88.502	129.931
2904100000 Derivatives containing only sulphogroups their salts and ethyl esters	46.741	845.762	181.191	845.675
2904200000 Derivatives containing only nitro oronly nitroso groups	0	6.037	0	31.316
2904900000 Other derivatives of hydrocarbons,whether or not halogenated	27.461	49.923	33.854	1.285.748
2905110000 Methanol (methyl alcohol)	3.053.188	12.174.388	587.031	2.173.625
2905120000 Propan-1-ol(propyl alcohol) & propan-2-ol (isopropyl alcohol)	1.203.032	3.493.907	967.426	2.851.045
2905130000 Butan-1-ol (n-butyl alcohol)	1.160.693	6.804.012	837.780	4.868.719
2905140000 Other butanols	590.872	1.419.333	395.884	972.794



**I.3. IMPOR MENURUT KOMODITI / IMPORT BY HS COMMODITY**  
**\*\*\* MARET / MARCH 2009 \*\*\***

H S Uraian Komoditi Commodity Description	Berat Bersih / Net Weight (Kg)		Nilai / Value C.I.F (US\$)	
	Bulan ini	Kumulatif	Bulan ini	Kumulatif
	Current Month	Cum.Jan. to date	Current Month	Cum.Jan. to date
2905160000 Octanol (octyl alcohol) and isomersthereof	1.957.732	4.966.520	1.643.598	4.050.306
2905170000 Dodecan-1-ol (lauryl alcohol), hexadecan-1-ol, and octadecan-1-ol	104.309	245.050	170.625	367.653
2905190000 Other sulphonated, nitrated/nitrosated	702.096	1.690.237	672.062	1.570.650
2905220000 Acyclic terpene alcohols	62.769	145.055	516.163	1.183.736
2905290000 Other unsaturated monohydric alcohols	25.178	57.848	238.509	468.589
2905310000 Ethylene glycol (ethanediol)	28.014.134	79.427.912	16.438.728	47.066.770
2905320000 Propylene glycol (propane-1, 2- diol)	2.452.242	5.814.998	3.422.143	8.306.235
2905390000 Other diols	158.714	354.745	437.284	1.069.947
2905410000 2-ethyl-2-(hydroxymethyl) propane-1,3-(trimethylolpropane)	16.550	41.712	31.248	82.763
2905420000 Pentaerythritol	281.391	573.391	323.530	681.450
2905430000 Mannitol	42.037	87.747	292.897	550.292
2905440000 D-glucitol (sorbitol)	63.383	108.646	41.015	126.985
2905450000 Glycerol	290.214	575.518	195.213	346.500
2905490000 Other polyhydric alcohols	45.828	110.093	170.095	314.704
2905590000 Other halogenated, sulphonated,nitratedderivatives of acyclic alcohols	18.471	18.628	51.564	55.891
2906110000 Menthol	40.625	56.556	405.286	646.554
2906120000 Cyclohexanol, methylcyclohexanols anddimethylcyclohexanols	316	538	6.131	10.013
2906130000 Sterols and inositols	26.710	82.885	190.075	535.252
2906190000 Other cyclanic, cyclenic/cycloterpenic	35.737	62.579	205.119	473.762
2906210000 Benzyl alcohol	19.800	70.166	48.133	169.795
2906290000 Other aromatic alcohol	30.603	84.719	209.262	508.788
2907110000 Phenol (hydroxybenzene) and its salts	268.048	1.359.040	229.915	1.088.570
2907120000 Cresols and their salts	423	66.038	3.993	155.326
2907130000 Octylphenol, nonylphenol and theirisomers, salts thereof	4.289	128.005	10.902	176.684
2907150000 Naphthols and their salts	14.661	32.598	44.906	126.132
2907190000 Other monophenols	11.657	129.588	69.065	438.222
2907210000 Resorcinol and its salts	38.481	88.332	194.592	520.611
2907220000 Hydroquinone (quinol) and its salts	25.876	56.444	256.039	476.526
2907230000 4,4-isopropylidenediphenol (bisphenola, diphenylolpropane) and its salts	0	34.000	0	60.997
2907290000 Other polyphenols; phenol-alcohols	3.974	8.542	31.803	59.890
2908110000 Pentachlorophenol (iso)	12.000	36.001	90.600	271.801
2908190000 Oth derivatives containing only halogensubituents and their salts	0	3	0	66
2908910000 Dinoseb (iso) and its salts	19.740	22.340	77.973	92.193
2908990000 Oth derivatives containing only sulphogroups their salts and esters	2.978	20.249	22.622	61.091
2909110000 Diethyl ether	471	956	3.900	6.427
2909191000 Methyl tertiary butyl ether	0	61	0	973
2909199000 Other acyclic ethers and their halogenated	5.103	9.359	58.945	194.775
2909200000 Cyclanic, cyclenic or cycloterpenicethers & their halogenated derivatives	216	1.769	1.458	23.699
2909300000 Aromatic ethers & their halogenated,sulphonated, or nitrosated derivatives	3.459	84.692	29.276	383.547
2909410000 2,2-oxidiethanol (diethylene glycol,digol)	230.810	1.865.814	162.492	1.260.875
2909430000 Monobutyl ethers of ethylene glycol orof diethylene glycol	634.955	1.221.315	793.580	1.421.051
2909440000 Other monoalkylethers of ethyleneglycol or of diethylene glycol	392.164	1.050.549	507.261	1.483.687
2909490000 Other ether-alcohols, their halogenatedsulphonated, nitrated derivatives	613.244	1.501.921	1.446.463	3.667.184
2909500000 Ether-phenols, ether-alcohol-phenols &their halogenated, nitrated derivatives	9.400	24.867	176.670	612.269
2909600000 Alcohol peroxides, ether peroxides, ketone peroxides & their halogenated drv	89.211	211.141	285.532	524.971
2910100000 Oxirane (ethylene oxide)	4.900	22.130	24.970	69.436
2910200000 Methyloxirane (propylene oxide)	9.571	3.177.418	17.403	5.700.475
2910300000 1chloro2, 3epoxypropane(epichlorohydrin)	18.537	38.612	30.191	49.426
2910900000 Other epoxides, epoxyalcohols, epoxyphenols & their halogenated derivatives	2.254	4.488	9.823	24.716
2911000000 Acetals & hemiacetals, whether or notwith other oxygen function	841	1.339	20.964	41.848
2912111000 Formalin	0	218	0	3.418
2912120000 Ethanal (acetaldehyde)	510	1.152	9.078	18.614
2912190000 Other acyclic aldehydes without otheroxigen function	144.332	221.709	451.660	779.637
2912210000 Benzaldehyde	314	5.782	1.746	27.182
2912290000 Other cyclic aldehydes without otheroxigen function	164.849	447.975	751.992	1.907.153
2912300000 Aldehyde-alcohols	10.031	16.020	40.615	87.527
2912410000 Vanillin (4-hydroxy-3-methoxybenzal-dehyde)	25.622	34.469	205.657	286.790
2912420000 Ethylvanillin (3-ethoxy-4-hydroxyben-zaldehyde)	13.896	16.696	267.440	333.332
2912490000 Other aldehyde-ethers,aldehyde-phenols& aldehydes with other oxygen function	4.038	10.696	25.187	75.741
2912500000 Cyclic polymers of aldehydes	1.594	4.038	10.698	33.832
2912600000 Paraformaldehyde	306.001	666.001	190.729	451.119
2913000000 Halogenated,sulphonated,nitrated or nitrosated derivat.of products of h 29.12	1.330	21.256	13.556	132.669
2914110000 Acetone	2.386.206	2.921.348	1.287.842	1.631.895
2914120000 Butanone (methyl ethyl ketone)	5.248.939	7.278.493	4.456.704	6.314.957
2914130000 4-methylpentan-2-one (methyl isobuthylketone)	337.791	364.344	399.506	432.946
2914190000 Other acyclic ketones without otheroxigen function	7.394	46.246	34.994	462.139
2914210000 Camphor	14.060	32.933	18.406	59.316
2914220000 Cyclohexanone and methylcyclohexanones	152.118	382.152	162.712	401.992
2914230000 Ionones and methylionones	39.165	61.084	426.863	683.443
2914290000 Other cyclanic, cyclenic or cycloterpenic ketones without oth. oxygen func.	162.688	300.719	1.227.073	2.653.349
2914390000 Other aromatic ketones without otheroxigen function	17.740	25.905	146.336	237.356
2914400000 Ketone-alcohols and ketone-aldehydes	94.046	186.402	126.826	227.245
2914500000 Ketone-phenols & ketones without otheroxigen function	4.996	19.092	66.588	291.428

**I.3. IMPOR MENURUT KOMODITI / IMPORT BY HS COMMODITY**  
**\*\*\* MARET / MARCH 2009 \*\*\***

H S Uraian Komoditi Commodity Description	Berat Bersih / Net Weight (Kg)		Nilai / Value C.I.F (US\$)	
	Bulan ini Current Month	Kumulatif Cum.Jan. to date	Bulan ini Current Month	Kumulatif Cum.Jan. to date
2914610000 Anthraquinone	0	2.485	0	34.579
2914690000 Other quinones	1.693	18.956	36.095	222.017
2914700000 Halogenated, sulphonated, nitrated ornitrosated derivatives	1.861	3.387	21.244	41.255
2915110000 Formic acid	57.177	215.492	53.265	213.654
2915120000 Salts of formic acid	20.001	678.610	7.091	324.402
2915130000 Esters of formic acid	2.571	2.888	19.611	23.372
2915210000 Acetic acid	6.755.560	18.337.070	3.347.060	8.337.129
2915240000 Acetic anhydride	18	1.283	621	5.055
2915290000 Other acetic acid and its salts	171.253	298.578	224.520	445.159
2915310000 Ethyl acetate	209.379	447.325	167.559	388.777
2915320000 Vinyl acetate	3.078.386	6.681.849	2.998.623	6.116.354
2915330000 N-butyl acetate	278.702	337.897	269.657	335.750
2915360000 Dinoseb (iso) acetate	19.629	19.756	22.408	23.589
2915390000 Other esters of acetic acid	741.591	1.874.810	1.913.353	4.484.196
2915400000 Mono-, di- or trichloroacetic acids,their salts and esters	256.118	514.728	230.451	510.438
2915500000 Propionic acids, its salts and esters	144.248	275.727	336.697	873.885
2915600000 Butanoic acids, pentanoic acids, theirsalts and esters	215.431	516.767	500.157	1.246.597
2915701000 Palmitic acid, its salts and esters	224.281	433.069	447.501	1.004.505
2915702000 Stearic acid	410.746	769.745	325.895	726.666
2915703000 Salts and esters of stearic acid	262.369	469.203	444.302	844.184
2915901000 Acetyl chloride	14.504	27.676	24.113	53.974
2915902000 Lauric acid, myristic acid, their saltsand esters	404.073	813.691	445.351	860.184
2915909000 Other saturated acyclic monocarboxylicacids & their anhydrides & halides	85.161	292.344	306.379	948.432
2916110000 Acrylic acid and its salts	553.901	1.608.758	863.305	2.706.273
2916120000 Esters of acrylic acid	1.584.153	5.333.587	2.222.071	7.114.726
2916130000 Methacrylic acid and its salts	68.212	164.007	171.627	418.713
2916141000 Methyl methacrylate	2.045.410	5.168.027	3.566.734	9.251.846
2916149000 Other esters of methacrylic acid	23.507	99.145	74.070	364.271
2916150000 Oleic,linoleic or linolenic acids,theirsalts and esters	44.638	70.253	61.050	130.027
2916190000 Oth unsaturated acyclic monocarboxylicacids, their anhydrides & halides	35.547	64.675	273.897	520.060
2916200000 Cyclanic, cyclenic or cycloaterpenicmonocarboxylic acids, their anhydrides	69.489	154.570	1.508.856	4.028.083
2916310000 Benzoic acid, its salts and esters	614.233	882.438	792.589	1.272.343
2916320000 Benzoyl peroxide and benzoyl chloride	1.118	36.388	22.991	110.824
2916340000 Phenylacetic acid and its salt	0	115	0	815
2916350000 Esters of phenylacetic acid	5.516	7.968	603.933	756.451
2916391000 2,4-dichlorophenyl acetic acid & itsalts and esters	54.070	310.070	120.164	745.364
2916399000 Other aromatic monocarboxylic acids,their anhydrides, halides & peroxides	51.274	112.894	227.039	741.239
2917110000 Oxalic acid, its salts and esters	73.388	127.002	55.842	128.047
2917121000 Dioctyl adipate (doa)	25.694	310.059	30.822	349.415
2917129000 Other adipic acid, its salts & esters	38.222	57.950	113.370	137.844
2917130000 Azelaic acid, sebacic acid, their saltsand esters	15.365	46.366	94.286	224.959
2917140000 Maleic anhydride	81.372	427.233	68.543	369.883
2917190000 Other acyclic polycarboxylic acids,their anhydrides, halides & peroxides	210.246	358.903	439.806	766.939
2917200000 Cyclanic, cyclenic or cycloaterpenicpolycarboxylic acids, their anhydrides	18.503	67.549	28.948	108.754
2917320000 Dioctyl orthophthalates	233.435	361.471	166.480	267.547
2917330000 Dinonyl or didecyl orthophthalates	39.520	91.520	68.765	154.685
2917340000 Other esters of orthophthalic acid	169.910	396.838	234.810	517.193
2917350000 Phthalic anhydride	2.046.128	3.720.528	1.700.150	2.899.607
2917360000 Terephthalic acid and its salts	496.800	3.003.674	350.244	2.122.452
2917391000 Trioctyltrimellitate (totm)	100.000	215.507	109.800	237.760
2917392000 Other phthalic plasticizers & esters ofphthalic anhydride	90.600	117.800	124.797	161.517
2917399000 Other aromatic polycarboxylic acids,their anhydrides, halides & peroxides	334.478	936.094	398.538	1.135.800
2918110000 Lactic acid, its salts and esters	115.218	322.688	316.576	759.143
2918120000 Tartaric acid	40.262	48.874	155.765	178.406
2918130000 Salts and esters of tartaric acid	24.108	119.200	52.983	323.082
2918140000 Citric acid	1.664.587	3.852.011	2.114.808	4.831.332
2918151000 Calcium citrate	130	89.158	1.399	174.555
2918159000 Other salts and esters of citric acid	252.494	693.639	399.737	1.136.275
2918160000 Gluconic acid, its salts and esters	122.872	422.169	190.808	462.688
2918190000 Oth carboxylic acids with alcohol function but without other oxygen function	118.135	203.258	344.238	437.047
2918210000 Salicylic acid and its salts	563	35.438	5.811	117.608
2918220000 O-acetylsalicylic acid,its salts andesters	25.809	59.653	137.700	248.775
2918230000 Other esters of salicylic acid & theirsalts	180.163	351.441	450.484	886.075
2918291000 Alkyl sulphonic ester of phenol	0	95	0	2.072
2918299000 Other carboxylic acids with phenol function but without other oxygen function	86.417	128.122	589.793	969.222
2918300000 Carboxylic acids with aldehyde/ketonefunction but without other oxygen func.	34.829	63.029	406.277	1.025.823
2918910000 2,4,5-t(iso) (2,4,5-trichlorophenoxy)acetic	91.500	203.973	135.000	311.323
2918990000 Oth carboxylic acids with additionaloxygen function,their anhydrides,halides	60.871	155.254	445.922	1.573.405
2919100000 Tris(2,3-dibromopropyl) phosphate	10.479	17.138	72.796	107.028
2919900000 Oth.phosphoric esters,their salts,inclactophosphates, their halogenated	603	1.818	13.402	27.107
2920110000 Parathion (iso) & parathion-methyl (iso)	0	2.221	0	11.209
2920190000 Oth thiophosphoric esters,(phosphorothioates) & their salts	253	32.821	1.492	147.457
2920901000 Dimethyl sulphate (dms)	1.310	19.249	2.593	31.897

**I.3. IMPOR MENURUT KOMODITI / IMPORT BY HS COMMODITY**  
**\*\*\* MARET / MARCH 2009 \*\*\***

H S Uraian Komoditi Commodity Description	Berat Bersih / Net Weight (Kg)		Nilai / Value C.I.F (US\$)	
	Bulan ini Current Month	Kumulatif Cum.Jan. to date	Bulan ini Current Month	Kumulatif Cum.Jan. to date
2920909000 Other esters of other inorganic acids of non metals and their salts	37	15.645	693	137.994
2921110000 Methylamine, di- or trimethylamine and their salts	111.005	186.859	175.168	367.463
2921190000 Other acyclic monoamines & their derivatives; salts thereof	452.478	1.031.435	1.047.835	2.310.884
2921210000 Ethylenediamine and its salts	16.954	34.297	63.991	137.825
2921220000 Hexamethylenediamine and its salts	30.006	52.759	106.378	202.410
2921290000 Other acyclic polyamines & their derivatives; salts thereof	134.051	413.143	282.566	926.636
2921300000 Cyclanic, cyclenic or cycloterpenic mono- or polyamines, & their derivatives	61.105	458.917	121.845	1.050.760
2921410000 Aniline and its salts	156.118	223.416	386.974	549.143
2921420000 Aniline derivatives and their salts	84.188	126.019	188.395	300.372
2921440000 Diphenylamine & its derivatives; salts thereof	881	2.104	2.102	5.771
2921450000 1-naphthylamine (alpha-naphthylamine), 2-naphthylamine (beta-naphthylamine)	29.286	41.080	66.597	105.837
2921490000 Other aromatic monoamines & their derivatives; salts thereof	10.086	12.504	24.216	38.060
2921510000 O-, m-, p-phenylenediamine, diaminotoluenes & their derivatives; salts thereof	136.431	252.061	496.777	937.821
2921590000 Other aromatic polyamines & their derivatives; salts thereof	208.837	521.228	1.339.039	2.766.535
2922110000 Monoethanolamine and its salts	105.634	144.416	141.636	207.598
2922120000 Diethanolamine and its salts	305.835	482.317	385.726	705.329
2922130000 Triethanolamine and its salts	55.200	132.137	146.832	328.321
2922191000 Ethambutol & its salts, esters & other deriv suitable for produc of anti tbc pre	27.480	27.735	139.009	160.452
2922192000 D-2-amino-normal-butyl-alcohol	32	2.273	1.321	16.073
2922199000 Other amino-alcohols, phenylpropanolamine hcl, tramadol, ketamin hcl	95.287	127.220	919.312	1.577.491
2922210000 Amino hydroxynaphthalene sulphonic acids and their salts	129.486	153.941	446.642	529.676
2922290000 Other amino-naphthols & other aminophenols	10.153	42.526	107.629	344.308
2922310000 Amfepramone (inn), methadone (inn) & normethadone (inn); salts thereof	2	2	227	227
2922390000 Other amino-aldehydes, amino-ketones & aminno-quinones	253	3.889	28.255	110.505
2922410000 Lysine and its esters; salts thereof	310.676	1.039.690	375.863	1.696.273
2922421000 Glutamic acid	1.000	11.013	3.600	64.691
2922422000 Monosodium glutamate	1.378.862	2.995.739	1.620.760	3.354.035
2922429000 Salts of glutamic acid	0	4.197	0	17.000
2922491000 Mephenamic acid and its salts	39.605	83.811	382.437	900.065
2922499000 Other amino acids, o.t.t containing more than one kind of oxygen function	131.529	303.200	1.387.818	2.790.791
2922501000 P-aminosalicylic acid & its salts, ester and other derivatives	26.440	62.093	59.157	160.532
2922509000 Other amino-alcohol-phenols, amino-acid phenols other amino-comp with oxyg funct.	35.652	54.430	263.630	493.122
2923100000 Choline and its salts	348.532	800.779	341.604	814.425
2923201000 Lecithins, whether or not chemically defined	231.963	582.304	208.718	612.807
2923209000 Other phosphoaminolipids	64.848	362.119	88.201	473.489
2923900000 Other quaternary ammonium salts and hydroxides	502.465	860.787	681.602	1.319.606
2924120090 Other fluoroacetamide (iso), monocrothopos (iso), phosphamidon (iso)	0	4.897	0	27.517
2924190000 Other acyclic amides (including acyclic carbamates), & their thrf, salts thrf	169.312	580.723	477.819	1.109.161
2924211000 4-ethoxyphenylurea (dulcin)	21	67	1.240	1.497
2924212000 Diuron and monouron	33.000	37.252	132.990	145.335
2924219000 Other ureines & their derivatives; salts thereof	7.000	43.950	17.710	260.085
2924291000 Aspartame	31.457	109.053	515.105	1.643.950
2924292000 Butylphenylmethyl carbamate, methylisopropyl phenyl carbamate	64.015	96.015	206.260	309.780
2924299010 Asetaminophen (paracetamol), salicylmid, ethoxybenzamide	422.203	893.855	1.352.507	2.927.788
2924299090 Other carboxamide-function compounds	163.182	620.619	1.576.165	4.341.734
2925110000 Saccharin and its salts	717	913	25.375	29.831
2925190000 Other imides & their derivatives, salts thereof	14.876	21.609	87.241	131.177
2925210000 Chlordimeform (iso)	800	834	3.400	4.504
2925290000 Other imines and their derivatives; and salts thereof	12.389	50.913	144.483	458.800
2926100000 Acrylonitrile	850.387	1.399.052	737.603	1.294.237
2926200000 1-cyanoguanidine (dicyandiamide)	107	8.376	685	32.372
2926900000 Other nitrile-function compounds.	96.369	321.747	3.938.524	8.578.321
2927001000 Azodicarbonamide	143.511	296.039	167.024	323.862
2927009000 Other diazo-, azo- or azoxy-compounds.	109.560	329.127	225.276	711.786
2928009000 Other organic derivatives of hidrazine or of hydroxylamine	9.257	27.183	114.467	312.672
2929100000 Isocyanates	3.268.795	7.411.568	5.155.542	11.900.705
2929901000 Sodium cyclamate	37.440	37.440	66.810	66.810
2929909000 Other compounds with other nitrogen function	769	17.659	99.932	209.715
2930200000 Thiocarbamates and dithiocarbamates	222.993	728.888	2.043.061	4.815.088
2930300000 Thiuram mono, di or tetrasulphides	3.526	12.642	17.071	37.274
2930400000 Methionine	1.204.411	3.971.169	5.830.828	19.986.218
2930500000 Captafol (iso) & methamidophos (iso)	2.401	3.001	20.307	36.979
2930900000 Other organo-sulphur compounds	646.988	1.404.228	1.963.186	5.042.006
2931001000 Tetraethyl lead	3.741	23.296	20.305	72.122
2931002000 N-(phosphonomethyl)glycine and salts thereof	1.244.020	2.914.133	3.689.822	9.111.960
2931003000 Ethephone	4.792	14.624	28.003	82.317
2931004000 Organo-arsenic compounds	203	203	1.416	1.416
2931009000 Other organo-inorganic compounds	364.067	677.287	755.293	2.026.365
2932110000 Tetrahydrofuran	206	4.901	1.002	23.911
2932120000 2-furaldehyde (furfuraldehyde)	1.158	212.612	9.759	256.966
2932130000 Furfuryl alcohol and tetrahydrofurfuryl alcohol	15.886	68.288	30.240	122.906
2932190000 Other compounds containing an unfused furan ring in the structure	3.645	12.030	337.866	791.121
2932210000 Coumarin, methylcoumarins & ethylcoumarins	14.181	25.161	164.992	273.317

**I.3. IMPOR MENURUT KOMODITI / IMPORT BY HS COMMODITY**  
**\*\*\* MARET / MARCH 2009 \*\*\***

H S Uraian Komoditi Commodity Description	Berat Bersih / Net Weight (Kg)		Nilai / Value C.I.F (US\$)	
	Bulan ini Current Month	Kumulatif Cum.Jan. to date	Bulan ini Current Month	Kumulatif Cum.Jan. to date
2932290000 Other lactones	41.254	109.490	432.937	984.854
2932930000 Piperonal	3.300	3.884	97.350	101.260
2932991000 Carbofuran	93.435	196.774	1.359.136	2.685.873
2932999000 Other heterocyclic compound withoxygen hetero-atom(s) only.	73.722	175.157	469.044	1.174.944
2933111000 Dipyrone (antalgin)	196.348	287.589	829.178	1.494.004
2933119000 Other phenazone (antipyrin) and itsderivatives	20.002	75.738	301.266	1.161.975
2933190000 Oth compounds containing an unfusedpyrazole ring in the structure	13.000	106.138	378.358	1.488.693
2933210000 Hydantoin and its derivatives	11.944	38.541	33.940	126.813
2933291000 Cimetidine	1.090	12.726	19.415	123.592
2933299000 Oth compounds containing an unfusedimidazole ring in the structure	4.400	32.325	284.187	1.191.614
2933310000 Pyridine and its salts	142.970	263.060	675.780	1.474.865
2933320000 Piperidine and its salts	0	29	0	2.775
2933330000 Alfentanil (inn), anileridine (inn),bezitramide (inn), bromazepam (inn)	86	86	78.150	78.150
2933391000 Chlorpheniramine and isoniazid	4.758	8.733	130.861	291.579
2933392000 Isonicotinic acid hydrazide,& its saltsesters,derived of pharmaceutical grade	38	464	858	4.404
2933393000 Paraquat salts	3.085.440	4.436.880	5.673.735	9.667.213
2933399000 Oth compounds containing an unfusedpyridine ring in the structure	229.394	536.566	2.932.489	6.505.661
2933410000 Levorphanol (inn) and its salts	0	12	0	3.420
2933490000 Oth compounds containing in the struc.a quinoline or isoquinoline ring-system	9.729	49.942	101.924	699.234
2933520000 Malonylurea (barbituric acid) and itsalts	24	24	833	833
2933591000 Diazinon	2.567	18.600	17.100	105.983
2933599000 Oth compounds contain a pyrimidinering or piperazine ring in the structur	50.435	129.068	851.105	2.230.864
2933610000 Melamine	520.000	1.107.194	604.600	1.348.363
2933690000 Oth compounds containing an unfusedtriazine ring in the structure	321.340	748.064	652.235	1.948.858
2933710000 6-hexanelactam (epsilon-caprolactam)	1.320.525	4.474.673	1.669.259	5.636.021
2933720000 Clobazam (inn) and methyprylon (inn)	36	41	144.000	151.500
2933790000 Other lactams	26.300	36.913	371.444	849.336
2933910000 Alprazolam (inn), camazepam (inn),chlordiazepoxide (inn), clonazepam	4.874	21.001	229.027	469.524
2933991000 Mebendazole and parbendazole	1.178	1.204	36.625	104.427
2933999000 Other heterocyclic compounds with nitrogen hetero-atom(s) only.	25.168	90.234	1.888.114	3.453.310
2934100000 Compounds containing an unfusedthiazole ring in the	10.708	39.944	148.464	385.839
2934200000 Comp containing in the structure a benzothiazole ring-system, not futher fused	113.000	219.313	319.581	601.457
2934300000 Comp containing in the structure a phenothiazine ring-system,not further fused	13.040	37.629	121.520	259.293
2934910000 Aminorex (inn), brotizolam (inn), clotiazepam (inn), cloxazolam (inn), oxazolam	4.144	4.281	47.589	152.214
2934991000 Nucleic acid and its salts	66	1.503	14.161	122.905
2934992000 Sultones, sultams, diltiazem	5.909	7.295	537.681	1.055.658
2934993000 6-amino penicillanic acid	10.000	10.000	255.000	255.000
2934999000 Other nucleic acids and their salts,whether or not chemically defined	63.460	283.920	2.940.592	7.450.228
2935000000 Sulphonamides.	48.125	145.720	1.130.958	3.270.496
2936210000 Vitamins a & their derivatives	10.105	34.452	267.296	938.721
2936220000 Vitamins b1 & its derivatives	35.507	63.031	784.260	1.315.596
2936230000 Vitamin b2 & its derivatives	4.703	15.560	198.075	468.130
2936240000 D-or dl-pantothenic acid (vit b3or vit b5 & its derivatives	32.447	59.968	451.756	811.213
2936250000 Vitamin b6 & its derivatives	15.306	49.079	205.227	782.154
2936260000 Vitamin b12 & its derivatives	3.364	9.712	165.737	463.088
2936270000 Vitamin c & its derivatives	142.818	623.115	2.415.208	8.176.482
2936280000 Vitamin e & its derivatives	37.228	115.205	836.859	2.469.999
2936290000 Oth vitamins & their derivatives	63.435	180.790	1.097.187	3.227.535
2936900000 Oth vitamin, incl natural concentrates	47.384	282.113	380.634	2.037.246
2937190000 Oth poluptide hormones, proteinhormones	180	180	180.896	180.896
2937210000 Cortisone,hydrocortisone, prednisone &prednisolone (dehydrohydro cortison)	380	734	283.545	964.908
2937220000 Halogenated derivatives ofcorticosteroidal hormones	676	1.885	398.149	1.781.019
2937230000 Oestrogens & progestogens	1.266	1.639	1.494.071	2.464.371
2937290000 Oth steroidal hormones	2.863	6.139	530.860	970.319
2937310000 Epinephrine	1	1	11.585	11.585
2937400000 Amino-acid derivatives	174	386	13.042	207.568
2937500000 Prostaglandins,thromboxanes &leukotrienes & their derivatives	1	5	2.200	21.800
2937900000 Oth hormones	503	1.902	71.115	182.594
2938100000 Rutoside (rutin) & its derivatives	218	658	9.226	68.659
2938900000 Oth glycoside, natural or reproduc andtheir salts, ethers, esters & oth drv	614	4.667	56.277	179.946
2939110000 Concent of poppy straw, buprenorphinecodein,ethylmorphin,etorphine,heroin	185	185	12.535	12.535
2939190000 Oth alkaloids of opium	50	464	40.000	77.100
2939200000 Alkaloids of chinchona andtheir derivatives, salts thereof	0	25	0	3.558
2939300000 Caffeine & its salts	19.457	73.121	176.026	600.399
2939410000 Ephedrine & its salts	2.399	4.579	123.450	244.410
2939420000 Pseudoephedrine (inn) & its salts	2.453	4.099	129.550	227.647
2939490010 Phenylpropanolamine hcl (ppa)	1.004	2.513	36.543	96.384
2939510000 Fenetyline (inn) & its salts	0	286	0	23.050
2939590000 Oth theophylline & aminoophylline	11.188	27.599	189.007	486.351
2939610000 Ergometrine (inn) & its salts	0	2	0	9.887
2939690000 Oth alkaloids of rye ergot	0	15	0	128.781
2939919000 Oth cocaine, levometamfetamine	21	66	38.325	47.623
2939991000 Nicotine sulphate	1.000	1.000	12.000	12.000

**I.3. IMPOR MENURUT KOMODITI / IMPORT BY HS COMMODITY**  
**\*\*\* MARET / MARCH 2009 \*\*\***

H S Uraian Komoditi Commodity Description	Berat Bersih / Net Weight (Kg)		Nilai / Value C.I.F (US\$)	
	Bulan ini Current Month	Kumulatif Cum.Jan. to date	Bulan ini Current Month	Kumulatif Cum.Jan. to date
2939999000 Oth vegetable alkaloids, natural orreproduc by synthesis & their salts	92	325	149.390	277.430
2940000000 Sugars, chemically pure, oth thansucrose, lactose, maltose	110.446	278.278	338.986	853.705
2941101100 Amoxicillins & its salts non-sterile	26.030	97.884	920.683	3.446.704
2941101900 Oth amoxicillins	5.490	14.580	178.566	520.884
2941102000 Ampicillin & its salts	2.697	7.259	338.662	1.308.399
2941109000 Other penicillins, their derivatvs withpenicillanic acid structure; salts thrf	2.274	40.922	169.920	1.164.417
2941200000 Streptomycins & their derivated, saltthereof	4.664	31.720	120.907	270.943
2941300000 Tetracyclines & their derivated, saltthereof	18.735	50.760	333.288	838.384
2941400000 Chloramphenicol & its derivated, saltthereof	25.155	33.892	543.389	789.493
2941500000 Erythromycin & its derivated, saltthereof	5.115	7.187	752.216	1.098.191
2941900000 Oth antibiotics(rifampicin, cephalosporin, their deriv,salts thrf, quinolon)	80.971	250.998	2.709.974	7.801.506
2942000000 Oth organic compounds.	58.385	193.678	799.302	3.243.675
3001200000 Extracts of glands or oth organsor of their secretions	690	52.906	24.117	265.065
3001900000 Oth human or animal substanc. prepar.for therapeutic/prophylactic uses, nes	0	500	0	55.188
3002101000 Plasma protein solution	3.214	3.439	1.178.724	1.222.474
3002102000 Antisera & modified immunologicalprods with or not obtain	198	2.186	15.830	808.667
3002109000 Oth antisera & blood fractions & modifimmunological prods	27.361	83.722	762.521	3.697.086
3002202000 Pertusis, measles, meningitis a/c& poliovaccine	621	4.060	228.324	797.593
3002209010 Hepatitis vaccine	8.298	10.155	310.048	609.853
3002209090 Oth vaccine for human medicine	20.353	30.687	5.184.779	6.652.787
3002300000 Vaccines for veterinary medicine	46.478	131.335	1.746.641	4.982.919
3002900000 Oth human blood; animal blood prefor therapeutic	4.912	35.727	481.814	1.834.300
3003200000 Medicaments cont oth antibiotics	81	58.967	84.778	428.721
3003390000 Oth medicaments cont hormones oroth prod. - for retai sale	4.110	18.112	71.220	237.692
3003400090 Oth medicaments cont alkaloids orderivated thrf but not cont hormones	41	514	28.022	190.666
3003900000 Oth medicaments cont >=2 constituent	940.313	955.272	505.058	1.435.281
3004101900 Oth medicam cont penicillins or drv putup in measured doses-for retail sale	540	540	12.195	12.195
3004102900 Medicam cont oth streptomycins ortherderivat other than ointment	1.206	6.006	81.580	277.586
3004203100 Medicam cont erythromycin or drvthereof for taking orally	0	22	0	17
3004203900 Medicaments cont erythromycin or drvother for taking oralling or ointment	453	453	87.219	87.219
3004207900 Medicam cont chloramphenicols or drvother for taking oralling or ointment	3.944	34.558	61.176	354.137
3004209100 Medicam cont linc, sulf.iso,pyr or drvthereof for taking orally	4.971	9.990	442.656	923.664
3004209900 Medicam cont gentamycins or drvthereof for injection	24.407	94.341	496.616	1.566.207
3004310000 Medicam cont insulin-but not contantibiotics	9.828	21.973	447.084	2.232.351
3004324000 Containing hydrocortisone sodiumsuccinate or fluocinolone aceton	508	621	114.993	154.809
3004329000 Medic cont oth corticosteroid hormone	2.013	3.973	227.527	458.862
3004390000 Oth medicam cont hormon, adrenalin, othprod of hd 29.37, not cont insuline	2.333	221.328	324.468	2.122.843
3004401000 Medicam cont morphine/its derivativesfor injection	714	1.062	94.845	127.845
3004409010 Medicaments cont morphine or its drv,for taking orally	150	444	121.261	394.797
3004409090 Medicaments cont morphine or its drv,not for taking orally	4.067	9.988	27.238	384.373
3004501000 Oth medicam cont syrups & drops ofvitamins of a kind suitable for children	9.770	15.375	81.156	149.895
3004508100 Medicam cont b complex vitamins	65	150	1.825	4.158
3004508900 Medicam cont oth b complex vitamin	3.472	7.306	32.296	227.392
3004509000 Oth medicaments cont vitamins oroth prods of heading 29.36	18.560	83.203	498.223	1.400.676
3004901000 Specialised medicines for cancer,aids or oth intractable diseases	5.989	10.850	2.542.701	3.944.659
3004902000 Oth medicam put up in measurdosesclosed sterile water for	247	2.150	93.909	190.526
3004903000 Antiseptics	2.973	6.134	33.988	87.750
3004904900 Oth anaesthetics cont ketaminlidocain	4.136	5.282	340.106	590.727
3004905900 Oth analgesics, antipyretics & medcont chlpr maleat,diclof, tramadol	1.547	8.177	83.018	159.423
3004906000 Antimalarials cont artemisinin,primaqartesunate or chloroquine (inn)	0	40	0	7.200
3004909100 Oth medicam put up in measur doses-cont sulphiride(inn),cimetidine,rantidin	49.096	55.004	276.474	595.843
3004909200 Oth medicam put up in measur doses-cont piroxicam(inn) or ibuprofen(inn)	345	30.844	57.305	243.410
3004909910 Oth medicam put up in measur doses-doses cont phenobarbital,	150	772	4.250	70.670
3004909990 Oth infusion fluids; nutritional orelectrolytic solutions	968.616	1.451.011	12.521.066	39.958.050
3005101000 Adhesive dressing & oth articles coverimpregnant w/ pharmaceutical substc	540	9.082	10.447	126.211
3005109000 Oth adhesive dressings & otharticles having an adhesive layer	10.746	27.105	210.327	527.960
3005901000 Bandages	10.999	25.731	173.975	388.608
3005902000 Gauze	0	5.872	0	22.377
3005909000 Oth wadding, impregnat/coated withpharmaceutic subst or put up in forms	50.184	76.015	564.478	999.625
3006101000 Sterile absorbable surgical or dental yarn; sterile surgical or dental	0	389	0	52.866
3006109000 Sterile surgical catgut,similar sterilesuture matt & sterile tissue	39.515	52.392	436.067	1.326.084
3006200000 Blood-grouping reagents	455	3.235	101.822	368.758
3006301000 Barium sulfate (for taking orally)	0	1	0	37
3006303000 Oth microbial diagnostic reagents	6.207	6.285	15.782	16.004
3006309000 Oth opacifyng prep for x-ray exam,diagnostic reagents design to be	103.906	494.989	649.045	1.600.654
3006401000 Dental cements & oth dental fillings	18.588	19.892	54.222	126.443
3006402000 Bone reconstruc cements	44	105	2.862	6.707
3006500000 First-aid boxes & kits	3.701	6.428	40.644	74.926
3006600000 Chemical contraceptive prepbased on hormones	2.941	15.489	405.464	760.883
3006700000 Gel prep designed to be used in humanor vet medic for parts of the body	868	13.743	27.152	123.259
3006910000 Appliances identifiable for ostomy use	81	145	428	4.883
3006920000 Waste pharmaceuticals	0	1	0	9
3101001100 Supplement fertilizers in liquid form,not chemical treat-of solely vegetable	22.937	45.869	25.849	48.527

**I.3. IMPOR MENURUT KOMODITI / IMPORT BY HS COMMODITY**  
**\*\*\* MARET / MARCH 2009 \*\*\***

H S Uraian Komoditi Commodity Description	Berat Bersih / Net Weight (Kg)		Nilai / Value C.I.F (US\$)	
	Bulan ini Current Month	Kumulatif Cum.Jan. to date	Bulan ini Current Month	Kumulatif Cum.Jan. to date
3101001900 Oth thn supplemnt fertilizr in liquidform,not chemicl treat solely vegetable	0	560.000	0	99.300
3101009100 Oth animal or vegetable fertilisers,supplement fertilizers in liquid form	0	3.810	0	13.500
3101009900 Oth animal or vegetable fertilisers,oththn supplemnt fertilizr in liquid form	0	16.814	0	49.759
3102100000 Urea, with or not in aqueous solution	6	17.600.108	5	5.590.952
3102210000 Ammonium sulphate	0	4.185.597	0	1.109.731
3102290000 Oth double salts & mix of ammoniumsulphate & ammonium nitrate	0	4.309	0	2.938
3102300000 Ammonium nitrate, with or not inaqueous solutions	31.404.230	78.582.240	19.915.838	52.154.157
3102400000 Mixt of ammonium nitrate with calciumcarbonate or oth inorganic non-fertilis	0	44.019	0	94.595
3102500000 Sodium nitrate	343.097	1.398.347	231.006	914.508
3102600000 Double salts & mixtures of calciumnitrate & ammonium nitrate	100.000	100.000	35.678	35.678
3102900000 Oth mineral or chem fertilisers,nitrogenous inc mixt	12	22.152	342	500.725
3103109000 Other suoerphosphates	17.902.000	42.979.950	5.542.600	14.005.992
3103909000 Oth mineral or chemical fertilisers,phospatic	875.000	13.483.000	133.750	2.955.030
3104200000 Potassium chloride	3.637.736	11.851.867	1.633.680	8.642.097
3104300000 Potassium sulphate	40.000	146.462	46.200	197.312
3104900000 Oth potassium salts	0	520.000	0	468.000
3105100000 Mineral or chemic fertilisers,tablet orsimilar forms-pack of a weight < 10kg	500.000	500.521	197.500	204.716
3105200000 Mineral or chemical fertiliser cont theelements nitro,phosphor & potassium	134	2.048.758	313	1.289.602
3105300000 Diammonium hydrogenorthophosphate(diammonium phosphate)	25.200	50.443	43.411	72.724
3105400000 Ammonium dihydrogenorthophosphate(monoammonium phosphate)	23.706	512.790	44.659	656.389
3105510000 Oth mineral or chemical fertiliserscont nitrates & phosphates	5.639	61.178	14.504	82.851
3105590000 Oth mineral or chemical fertiliserscont nitrogen & phosphorus	416.177	663.828	228.861	354.344
3105600000 Mineral or chemical fertilisers contelements phosphorus & potassium	92.000	113.000	189.614	249.254
3105900000 Oth mineral or chemical fertilisers, intablets or in pack < 10kg	0	2.112	0	4.200
3201100000 Quebracho extract	21.495	29.550	45.706	91.038
3201200000 Wattle extract	55.000	123.897	39.250	126.267
3201901000 Gambier	0	1	0	770
3201909000 Oth tanning extract of vegetable origintannis & their salts, esters & oth drv	212.872	342.172	91.854	155.072
3202100000 Synthetic organic tanning substances	284.576	768.209	338.167	747.066
3202900000 Oth inorgan tanning subst;tanning prepwith or not cont natural tanning subs	95.016	498.563	118.188	724.451
3203001000 Coloring matter of vegetable or animalsuitable for use in food or drink	14.388	25.005	159.205	245.141
3203009000 Oth coloring matter of vegetable oranimal not suitable for use in food	7.376	10.067	287.023	459.724
3204111000 Disperse dyes crude & prep based& preparat based thereon, crude	163.024	527.043	494.303	1.598.769
3204119000 Other disperse dyes and preparationbased thereon	723.646	1.485.342	2.497.419	5.474.107
3204121000 Aciddyes whether or not premetallised	13.832	55.537	77.634	289.920
3204129000 Oth acid dyes whether or not premetallised & preparation based thereon	33.772	69.049	143.955	341.680
3204130000 Basic dyes & preparat based thereon	16.665	31.403	87.550	182.482
3204140000 Direct dyes & preparat based thereon	331.545	854.575	1.730.709	3.906.068
3204150000 Vat dyes (incl those usable in thatstate pigments) & prep based thereon	124.188	324.715	539.920	1.253.594
3204160000 Reactive dyes & preparations basedthereof	555.320	1.051.094	2.578.388	4.958.021
3204170010 Synthet organ pigment in powder form	571.358	1.300.004	4.100.643	9.199.807
3204170090 Other pigments & preparat basedthereon	354.901	1.077.034	1.744.020	4.823.282
3204190000 Oth synthetic organic coloring matter,incl mix of coloring	421.102	797.817	1.103.381	2.399.964
3204200000 Synthetic organic prods of a kindused as fluorecent brightening agent	156.322	624.867	864.969	2.588.678
3204900000 Oth synthetic organic coloring,matter, w/ or not chemically defined	236.574	458.469	669.623	1.485.914
3205000000 Color lakes; preparat as specified inbased on color lakes	192.764	409.054	324.250	739.634
3206111000 Pigment base on titanium dioxidecont weight >= 80 %, on dry matter	3.247.713	6.911.265	7.178.945	15.283.672
3206119000 Preparete base on titanium dioxide,cont weight >= 80 %, on dry matter	93.021	260.104	206.064	507.715
3206191000 Pigment base on titanium dioxidecont weight < 80 %, on dry matter	81.004	158.607	227.241	618.736
3206199000 Preparete base on titanium dioxide,cont weight < 80 %, on dry matter	49.970	114.295	262.123	909.130
3206201000 Chrome yellow,chrome green,molybdatorange/red base on chromium comp	51.732	101.963	160.259	351.206
3206209000 Oth pigments & prep based onchromium compounds	25.788	74.345	155.654	336.281
3206411000 Preparations of inorganic pigmentsultramine pre based thereon	0	199	0	2.624
3206419000 Oth ultramarine & preparationsbased thereon	129.437	324.911	81.537	396.534
3206421000 Prep of inorganic pigments- litophonebased on sulphide	20.057	80.057	14.275	50.275
3206429000 Oth litophone & oth pigments & prepbased on sulphide	50.000	102.050	27.750	71.178
3206491000 Prep of inorganic pigment based on othhexacyanoferrat (ferro&ferricyanides)	63.697	153.872	266.238	570.634
3206499000 Oth pigment & prep based on hexacyanoferrates(ferrocyanides & ferricyanides)	61.925	357.614	459.541	1.814.774
3206501000 Prep of inorganic pigment of akind used luminophores	34.889	45.657	363.592	628.915
3206509000 Oth inorganic prods of a kindused as luminophores	58.276	257.521	172.205	505.523
3207100000 Prepared pigments, prep opacificersprep colors & similar prep	628.443	1.319.914	1.836.634	4.005.611
3207201000 Enamel frits	286.510	1.271.202	223.081	917.185
3207209000 Oth vitrifiable enamels & glazes,engobe (slips) similar prep	683.292	1.575.709	584.522	1.213.227
3207300000 Liquid lustres & similar preparations	54.360	141.143	130.471	292.538
3207400000 Glass frit & oth glass, in the formof powder granules or flakes	5.487.738	16.362.025	2.636.037	8.631.705
3208101100 Varnishes>100-c hr,based on polyesterfor dental use, dispersed in a non aqueo	28.861	130.952	90.067	421.094
3208101900 Oth varnishes based on polyesters<100-c hr,disper in a nonaqueous	38.752	263.509	286.259	829.372
3208109000 Other paints & varnishe (incl enamels & lacquers polyester dispers, non aqueous	248.734	762.278	814.033	2.712.707
3208204000 Anti-fouling/anti-corrosive paints forships hull base on acrylic/vinyl polymer	365.834	1.048.089	1.202.138	3.318.673
3208209000 Other paints & varnishes (incl enamels& lacquers) based on acrylic/vinyl polymer	258.516	708.224	786.639	2.680.203
3208901100 Varnishes (incl.lacquers),exceed >=100Cheat-resistant used in dentistry	15.583	57.572	50.173	272.723
3208901900 Varnishes (incl.lacquers),exceed >=100Cheat-resistant used in oth than dentist	200.032	429.102	758.051	2.354.225
3208902100 Varnishes (incl.lacquers),exceed <100Cheat-resistant used in dentistry	372	407	3.250	3.588

**I.3. IMPOR MENURUT KOMODITI / IMPORT BY HS COMMODITY**  
**\*\*\* MARET / MARCH 2009 \*\*\***

H S Uraian Komoditi Commodity Description	Berat Bersih / Net Weight (Kg)		Nilai / Value C.I.F (US\$)	
	Bulan ini	Kumulatif	Bulan ini	Kumulatif
	Current Month	Cum.Jan. to date	Current Month	Cum.Jan. to date
3208902900 Varnishes (incl.lacquers),exceed <100Cheat-resistant used in oth than dentist	176.575	550.550	866.756	2.817.509
3208909000 Oth paints & varnishesdispersin a nonaqueous	374.580	1.076.167	1.586.515	4.576.411
3209101000 Varnishes(inc lacquer)>100C hr-acrylicvinyl polymer, dispers in a aqueous	55.313	125.330	223.286	475.186
3209104000 Leather paints-based on acrylic orvinyl polymers dispers in a aqueous	4.780	19.746	9.476	44.822
3209105000 Anti-fouling/corrosive paints for shipshulls-acrylic/vynil polymers	15.342	62.130	48.352	192.725
3209109000 Oth paints & varnishes dispersa aqueous medium	421.107	934.946	910.798	2.187.653
3209900000 Oth paints based on others varnishesdispers in a aqueous medium	301.254	1.092.762	691.293	2.531.237
3210001100 Varnishes (incl lacquers) > =100C hrof a kind used for finishing leather	160	19.210	2.385	74.795
3210001900 Varnishes (incl lacquers) < 100C hrof a kind used for finishing leather	9.915	49.867	70.891	147.503
3210003000 Prepared water pigments of a kindused for finishing leather	28.274	124.143	119.106	338.207
3210005000 Polyurethane tar coatingof a kind used for finishing leather	19.886	81.155	77.671	301.279
3210009000 Other paints & varnishesof a kind used for finishing leather	108.821	409.933	361.016	1.135.031
3211000000 Prepared driers	30.463	82.902	183.433	403.517
3212100000 Stamping foils	72.843	206.481	363.479	835.242
3212901100 Aluminium paste	95.283	307.858	317.620	1.203.240
3212901200 Oth pigments (incl metallic powder &flakes),for leather-dispers,non aqueous	5.762	68.078	13.970	194.526
3212901900 Oth pigments (incl metallic powder &flakes), dispers in non-aqueous media	33.371	124.616	222.726	673.345
3212902100 Dyes or oth coloring matter in formsfor ret sale-suitable for food or drink	0	131	0	678
3212902900 Oth dyes or oth coloring matter informs or pack for retail sale	56.875	76.783	202.788	387.876
3213100000 Colors in set, in tablet, tubes, jars,bottles, pans or in similar forms/pack	35.132	47.990	167.758	267.434
3213900000 Oth artist, students or signboard, intablet,tubes,jars,bottles, pans or other	16.354	42.823	43.946	128.280
3214100000 Glaziers putty, grafting putty, cementscaulking compound	246.215	507.751	894.600	1.878.060
3214900000 Oth painters fillings; non-refractorysurfacing preparat for facades	430.665	1.407.413	514.396	1.598.589
3215111000 Printing uv curable inks-black	657	1.157	14.808	27.635
3215119000 Printing other than uv curable inks-black	151.259	449.654	668.354	2.203.982
3215190000 Printing inks, other than black	418.463	1.157.933	3.305.008	11.067.449
3215901000 Carbon mass for one time carbon paper	13.523	30.215	20.778	107.516
3215906000 Drawing ink and writing ink	25.765	60.810	134.338	484.415
3215909000 Oth printing ink, writing/drawing inkwith or not concentrated or solid	160.392	362.470	558.166	1.336.213
3301120000 Pharmaceutical grade - of orange andoth essential oils of orange	10.988	80.920	50.998	339.984
3301130000 Pharmaceutical grade - of lemon andoth essential oils of lemon	3.381	17.447	75.518	502.038
3301190000 Other essential oils of citrus fruit	69.844	282.532	222.006	588.469
3301240000 Essential oils - of peppermint(mentha piperita)	26.984	45.555	351.642	910.232
3301250000 Pharmaceutical grade - of oth mintsso essential oils of oth mints	1.342	16.370	33.365	125.332
3301291100 Pharmaceutical grade of lemon grass ofcitronela, cinnamon, ginger, cardamon	10	4.410	424	27.704
3301291200 Pharmaceutical grade of sandalwood	0	43.200	0	217.080
3301291900 Oth pharmaceutical grade-essential oilsoth than those of citronella	50.831	233.164	55.047	981.695
3301299100 Oth pharmaceutical grade of lemongrass of citronella, cinnamon, ginger	171	9.929	12.150	111.307
3301299900 Oth essential oils-oth thanpharmaceutical grade	86.245	173.375	870.787	1.869.288
3301300000 Resinoids	1.063	6.531	47.517	121.472
3301901000 Aqueous distillates & solutions ofessential oils suitable for medic use	0	13.600	0	13.053
3301909000 Oth essential oils (terpeneless or not),incl concretes& absolutes; resinoids	4.493	31.849	88.130	318.304
3302101000 Odoriferous alcoholic prep for thealcohol beverages, liquid form	882	1.086	13.873	18.974
3302109000 Oth mixed of odoriferous of a kind usedin the food or drink industries	135.741	348.188	1.239.474	3.238.340
3302900000 Oth prep based on odoriferous substancesfor the manufacture of beverages	1.482.891	4.261.976	17.040.196	53.134.334
3303000000 Perfumes & toilet waters	77.970	248.061	1.863.463	3.109.942
3304100000 Lip make-up preparations	75.566	92.035	953.720	1.227.870
3304200000 Eye make-up preparations	59.645	85.169	1.287.447	1.785.609
3304300000 Manicure or pedicure preparation	10.838	16.896	160.622	234.355
3304910000 Powders, whether or not compressed	29.285	78.378	674.622	1.275.079
3304991000 Face & skin creams & lotions	434.375	877.306	2.020.424	5.524.604
3304992000 Anti-acne creams	11.146	14.590	61.843	108.372
3304999000 Oth beauty/make-up prep & prep for thecare of the skin (oth than medicamts)	121.440	345.888	1.384.926	3.727.893
3305100000 Anti-mycosis shampoos & othershampoos	4.875.307	6.902.086	8.164.955	18.101.081
3305200000 Preparat for permanent waving orstraightening	17.213	20.695	115.482	139.984
3305300000 Hair lacquers	17.339	38.682	406.004	493.399
3305900000 Others preparations for use on the hair	619.177	918.791	1.503.830	2.782.314
3306101000 Prophylactic pastes & powders	88.599	258.505	544.428	1.668.477
3306109000 Others dentifrices	13.687	28.024	54.650	98.449
3306200000 Yarn used to clean between the teeth(denital-floss)	285	1.532	2.175	13.193
3306900000 Oth prep for oral/dental hygiene, incl.denture fix-ative pastes & powder,retail	9.026	13.160	71.771	122.292
3307100000 Pre-shave, shaving or after-shavepreparations	5.011	11.998	51.144	119.395
3307200000 Personal deodorants & antiperspirants	116.886	376.812	723.845	2.202.232
3307300000 Perfumed bath salts & oth bathpreparations	21.285	81.750	71.990	180.704
3307410000 Oth agarbatti & oth odoriferous prep.which operate by burning	214.419	784.573	143.452	497.615
3307491000 Room perfuming preparations	17.750	83.892	164.647	565.082
3307499000 Oth prep for perfuming or deodor rooms,incl odoriferous preparat use religious	96.905	284.404	280.532	834.501
3307901000 Animal toilet preparations	3.353	12.349	5.891	30.604
3307902000 Contact lens solution	35.313	119.231	83.939	362.474
3307903000 Papers & tissues, impregnated or coatedwith perfume or cosmetics	12.711	20.923	6.419	11.617
3307904000 Other perfumery or cosmeticsincluding depilatories	1.462	3.554	2.968	7.185
3307909000 Oth pre-shave, cosmetic or toilet prep,prep rooms deodorisers, w/ or perfuming	159	11.821	405	86.585
3401111000 Soap, organic surface-active-for toiletuse-medicated prods	61.582	149.792	90.631	242.054

**I.3. IMPOR MENURUT KOMODITI / IMPORT BY HS COMMODITY**  
**\*\*\* MARET / MARCH 2009 \*\*\***

H S Uraian Komoditi Commodity Description	Berat Bersih / Net Weight (Kg)		Nilai / Value C.I.F (US\$)	
	Bulan ini Current Month	Kumulatif Cum. Jan. to date	Bulan ini Current Month	Kumulatif Cum. Jan. to date
3401112000 Bath soap	280.955	717.213	362.585	1.019.824
3401113000 Oth toilet use, of felt or nonwovens, impregnated, coat with soap or detergent	0	11	0	11
3401119000 Oth soap & organic surface for toilet use	9.911	34.437	60.814	109.552
3401191000 Oth than for toilet use- felt/nonwovens impregnated, coat with soap or detergent	133	294	572	1.883
3401199000 Oth soap & organic surface other than for toilet use	2.386	3.395	3.929	6.840
3401201000 Soap in oth form for flotation deinking or recycled paper	162	548	2.195	7.902
3401209000 Soap in oth forms, other than chips	47.990	521.817	92.429	873.990
3401300000 Organic surface-active prods & prep for washing in the liquid, put for retail sale	11.953	60.486	200.015	661.730
3402111000 Organic surface-active agents, with/not for retail sale; sulphated fatty alcohol	15.007	37.512	54.380	137.571
3402112000 Wetting agents used in the manufacture of herbicide	16.306	16.306	45.181	45.181
3402119000 Oth anionic-organic surface-active agent with or not put up for retail sale	251.886	516.329	523.361	1.229.200
3402121000 Wetting agents used in the manuf of herbicide-cationic	35.705	294.985	102.343	499.096
3402129000 Oth cationic-organic surface-active agent with/not put up for retail sale	435.489	1.678.873	1.026.537	3.966.652
3402130000 Organic surface-active agents, with or not for retail sale; non-ionic	999.053	2.599.668	2.425.143	6.235.799
3402190000 Oth organic surface-active agents, with or not up for retail sale	564.880	1.540.550	1.217.551	3.810.873
3402201100 Anionic surface active prep. in liquid form-put up for retail sale	22.995	34.241	37.134	76.063
3402201200 Anionic washing prep & cleaning prep, incl bleach cleans, liquid form, retail	19.680	34.162	48.772	117.527
3402201300 Oth surface active preparations- in liquid form, for retail sale	361	14.424	383	31.383
3402201900 Oth wash prep & clean prep, incl bleach cleans & degreas prep, liquid, retail	93.262	209.575	237.622	674.891
3402209100 Anionic surface active prep. oth than in liquid form- for retail sale	16.621	55.633	11.473	45.471
3402209200 Anionic washing prep & clean prep, incl bleach, cleans- oth than liquid, retail	1.261	21.668	5.156	30.213
3402209300 Oth surface active preparation- oth than in liquid- for retail sale	1	4.933	400	30.021
3402209900 Oth wash prep & clean prep, incl bleach cleans, oth than liquid, retail sale	58.493	213.710	171.046	666.704
3402901100 Anionic surface active preparat- liquid not put up for retail sale	136.790	591.460	355.135	1.433.427
3402901200 Oth anionic wash prep & clean prep, incl bleach, liquid, not for retail sale	165.152	203.658	334.715	427.788
3402901300 Anionic washing prep. or cleaning incl. bleaching, cleansing or degreasing	213.045	663.273	330.637	1.031.608
3402901400 Oth organic surface active in liquid form, wetting agents	6.233	20.123	14.754	57.778
3402901500 Oth organic surface active in liquid form, not wetting agents	86.636	269.809	227.616	726.191
3402901900 Oth wash prep & clean prep, incl bleach cleans, in liquid- not for retail sale	246.394	588.327	541.553	1.415.853
3402909100 Anionic surface active preparations, oth than liquid- not for retail sale	23.958	30.208	64.182	84.119
3402909200 Anionic wash prep & clean prep, incl bleach, cleans- not liquid- not retail	40.965	100.043	62.157	133.739
3402909300 Anionic surface-active prep, not liquid form not for retail sale	238.130	590.193	215.751	585.619
3402909400 Anionic surface-active prep, not liquid form, wetting agents not for retail sale	1.252	2.122	2.306	9.611
3402909500 Anionic surface-active prep, not liquid form, not wett agents not for retail sale	365.567	905.288	514.055	1.555.939
3402909900 Oth wash/lean prep, incl bleach cleans oth than liquid- not for retail sale	273.403	692.182	540.699	1.445.793
3403111100 Liquid lubricating oil prep, for treatment of textile, or oth materials, cont petrol	20.090	42.244	80.925	159.817
3403111900 Oth liquid prep for the treatment of textile or oth materials, cont petroleum	21.355	39.040	34.712	95.296
3403119000 Oth prepar for the treatment of textile materials, oth than liquid, cont petroleum	27.064	79.376	78.289	306.923
3403191100 Liquid oil for aircraft engine cont. petrols/oils obtain. bituminous mineral	7.851	9.983	64.608	90.061
3403191200 Other liquid prep content silicone oil, cont petrol oils, or bituminous mineral	22	1.500	83	13.135
3403191900 Other liquid for other purposes cont petrol oil or bituminous mineral oils	353.270	1.722.711	846.700	4.122.270
3403199000 Oth lubricating prep cont petroleum oil	816.659	1.492.298	1.960.692	3.999.768
3403911100 Liquid prep cont silicone oil- for treatment of textile, or oth matt, not cont petrol	26.576	81.857	161.737	384.154
3403911900 Liquid prep for treatment of textile mater, not cont petroleum oil & silicone	122.392	328.257	327.930	825.888
3403919000 Liquid preparat for treatment of textile materials, not cont petroleum oil	342.348	1.433.686	944.356	3.353.341
3403991100 Liquid oil for aircraft engine not cont petroleum oils or oils obtain bitumin	15	18.573	1.130	72.030
3403991200 Other liquid prep content silicone oil cont petrol oil, or bituminous mineral	3	124	12	2.755
3403991900 Other liquid for other purpose not cont petroleum oil or bituminous mineral oils	1.563.037	1.588.550	1.627.551	1.763.542
3403999000 Preparat for treat of textile, leather oth mater, not cont petrol oil, not liquid	119.884	1.313.181	661.251	3.078.920
3404200000 Artificial waxes & prepared waxes, of poly(oxyethylene) (polyethylene glycol)	258.861	597.708	521.474	1.210.108
3404900000 Oth artificial waxes & prepared waxes.	727.087	1.763.225	1.397.664	3.386.151
3405100000 Polishes, creams & similar preparat for wear or leather	11.633	26.715	54.181	155.200
3405200000 Polishes, creams & similar prep for the maintenance of wooden furniture	2.210	5.184	8.939	16.867
3405300000 Polishes & similar prep for coachwork, other than metal polishes	5.411	20.184	47.758	84.154
3405401000 Abrasive lapping & honing, in the form of flour, scouring pastes & powder	1.667	4.862	6.487	37.589
3405409000 Oth scouring pastes & powders & others scouring preparations	32.757	118.701	55.370	235.856
3405901000 Metal polishers	49.033	91.092	35.742	111.010
3405909000 Oth polishes & cream, for footwear, furniture, floors	58.473	121.385	120.261	305.462
3406000000 Candles, tapers & the like.	64.799	171.702	110.758	245.022
3407001000 Modelling pastes, incl those put up for childrens amusement	866	43.938	9.462	98.295
3407002000 Prep known as "dental wax", in sets, in packings, retail sale or in plates	811	1.027	7.368	12.293
3407003000 Other preparations for use in dentistry, with a basis of plaster (of calcined	1	156	94	4.625
3501100000 Casein	208.597	673.037	1.657.770	5.804.642
3501901000 Caseinates & other casein derivatives	30	39.770	3.860	433.730
3501902000 Casein glues	0	6	0	176
3502110000 Egg albumin - dried	1.402	8.708	4.590	34.933
3502190000 Egg albumin - oth than dried	0	155	0	1.632
3502200000 Milk albumin, incl concentrates of >= 2 whey proteins	1.157	59.823	16.899	517.999
3502900000 Oth egg albumin	2.507	5.260	16.614	43.062
3503001000 Glues of animal origin	6.119	37.841	13.981	112.836
3503002000 Gelatin in powder form with bloating level a-250 or b-230 or more	48.640	166.296	147.078	511.010
3503009000 Oth gelatin derivatives, isinglass, oth glue of animal origin, excl casein glues	311.197	661.165	1.546.689	3.206.670
3504000000 Peptones and their derivatives, other protein substances and their	360.631	848.332	1.232.257	3.022.245



**I.3. IMPOR MENURUT KOMODITI / IMPORT BY HS COMMODITY**  
**\*\*\* MARET / MARCH 2009 \*\*\***

H S Uraian Komoditi Commodity Description	Berat Bersih / Net Weight (Kg)		Nilai / Value C.I.F (US\$)	
	Bulan ini	Kumulatif	Bulan ini	Kumulatif
	Current Month	Cum. Jan. to date	Current Month	Cum. Jan. to date
3505101000 Dextrins, soluble or roasted starches	3.306.768	5.681.884	1.906.015	3.500.086
3505109000 Oth dextrins & oth modified starches	7.167.261	15.780.122	4.618.834	10.772.945
3505200000 Glues based on starches/dextrins	300.309	809.225	591.888	1.769.026
3506100000 Prods suitable for use as glues/adhesive for ret sale as glues/adhesives < 1 kg	204.008	541.682	625.370	2.522.324
3506910000 Adhesives based on polymers of heading 39.01 to 39.13 or on rubber	952.310	2.887.862	2.066.458	6.964.488
3506990000 Oth prepared glues & oth prepared adhesives, nes	703.212	2.230.030	3.335.951	9.728.887
3507100000 Rennet & concentrates thereof	770	1.200	42.813	69.444
3507900000 Oth enzymes; prepared enzymes nes or include	266.256	622.052	1.399.625	3.177.631
3601000000 Propellent powders	209	248	2.909	4.346
3602000000 Prepared explosive, oth than propellent powders	384.351	499.572	1.066.191	1.843.899
3603001000 Semi-fuses, elemented caps, signal tubes	1.670	1.671	44.319	45.246
3603002000 Safety fuses or detonating fuses	65	13.607	3.200	486.443
3603009000 Oth safety fuses, detonat fuses, percussion detonat caps, igniters, electric dtnt	126.856	325.587	2.693.829	6.244.046
3604100000 Firecrackers and other fireworks	162.304	450.303	137.325	355.715
3604901000 Distress signal equipment	67	372	1.045	2.318
3604909000 Oth signalling flares, rain rocket, for signal & oth pyrotechnic articles	0	31.043	0	87.139
3605000000 Matches, oth than pyrotechnic article of 36.04, in pack of >= 100 matches	1.064	1.064	7.591	7.591
3606100000 Liquid/liquified-gas fuel in containers used for filling or refilling <= 300 cm	0	80	0	1.749
3606901000 Solid or semi-solid fuels, solidified alcohol & oth similar prepared fuels	0	24	0	1.223
3606902000 Lighter flints	1.045	1.244	3.949	4.573
3606903000 Oth ferro-cerium & oth pyrophoric alloy in all forms	0	1	0	5
3606904000 Resin torches, firelighters & the like	0	1.043	0	626
3606909000 Oth articles of combustible material as specified note 2 to this chapter.	3.178	4.956	26.387	93.954
3701100000 Photographic plates & film in the flat for x-ray	61.520	161.213	878.299	2.186.894
3701200000 Instant print film	254	516	1.736	2.657
3701300000 Oth plates & film, with any side > 255 mm specially for printing industry	314.499	772.331	1.978.339	4.290.639
3701910000 Oth plates & film for color photography (polychrome)	7	7	59	59
3701990000 Oth plates & film for photography (polychrome) specially manuf for printing industry	92.160	184.896	150.617	328.474
3702100000 Film for x-ray	6.189	9.637	124.281	240.596
3702310000 Oth film, without perforat, of width not exceed 105 mm for photography (polychrome)	2.501	4.414	7.170	71.948
3702324000 Instant print film in bands of width >= 16 mm & length >= 120 mm	0	6.722	0	21.866
3702329000 Oth film with silver halide emulsi, of a width < 105 mm	0	6	0	124
3702399000 Oth film without perforations of a width < 105 mm	886	923	2.765	4.655
3702419000 Film for use oth than in medical, surgical, dental or veterinary sciences	2.121	2.121	42.098	42.098
3702433000 Infra red transparent film, width > 610 mm, length < 200 mm	0	5.827	0	93.375
3702435000 Film, width > 610 mm, length < 200 mm specially prepared for medical service	5.086	11.058	83.197	160.087
3702439000 Oth film of width > 610 mm & length < 120 mm	3.983	17.534	20.850	185.019
3702443000 Infra red transparent film, 105 mm < width < 610 mm	0	4.824	0	77.289
3702445000 Film, 105 mm < width < 610 mm, specially prepared for medical service	4.428	10.744	72.442	147.155
3702449000 Oth film, 105 mm < width < 610 mm & length < 120 mm	7.085	27.270	28.357	186.079
3702522000 Film for color photo width < 6 mm, length > 14 mm, for cinematography	730	918	24.390	40.978
3702529000 Film for color photo width < 16 mm, length > 14 mm	24	24	2.211	2.211
3702549000 Oth film for color photo 16 mm < width < 35 mm, length < 30 mm, oth than for slides	2.417	12.367	5.515	33.521
3702552000 Film for color photo 16 mm < width < 35 mm, length < 30 mm, for cinematography	4.441	5.338	148.547	222.120
3702559000 Oth film 16 mm < width < 35 mm, length > 30 mm for color photography	12.071	16.752	447.827	623.617
3702565000 Film width > 35 mm, for color photography specially prepared for medical service	0	85	0	2.344
3702919000 Oth film oth than for color photo width < 16 mm	0	84	0	5.409
3702952000 Film oth than for color photo width > 35 mm for cinematography	0	1.274	0	2.524
3702956000 Film oth than for color photo width > 35 mm prepared for medical service	490	490	817	817
3702959000 Oth film oth than for color photography	636	1.406	21.797	32.931
3703100000 Photographic paper, paperboard & textile, unexposed, rolls, width of 610-1000 mm	0	83	0	1.080
3703200000 Oth photograph paper, sensitized, unexposed for color photography	46.883	141.366	124.069	329.683
3703900000 Oth photograph paper, paperboard & textile sensitized, unexposed.	142.363	346.311	367.738	944.368
3704001000 Plate & film for x-ray, unexposed but not developed	247	264	3.471	4.446
3704009000 Oth photograph plates, film, paper, paper-board & textile, exposed but not developed	24.420	62.750	54.668	121.629
3705100000 Photograph plates & film, exposed & developed, for offset reproduction	6.692	28.713	10.799	26.274
3705901000 Photograph plates & film, exposed & developed, for x-ray	509	511	3.535	4.390
3705902000 Microfilms, exposed and developed	4.849	6.352	25.817	33.552
3705909000 Oth photograph plates & film, exposed & developed, oth than cinematographic film	2.350	5.233	7.298	37.934
3706101000 Newsreels, travelogues, technical & scientific film exposed & developed, width >= 35 mm	4.444	8.803	320.261	645.234
3706109000 Oth cinematograph film, exposed & developed of a width >= 35 mm	297	694	16.080	25.973
3706909000 Oth cinematographic film, exposed & developed with or not incorporating soundtrack	343	435	10.111	10.231
3707100000 Sensitizing emulsion, for photo use (oth than varnishes, glues, adhesives), retail	8.562	11.199	11.753	39.388
3707901000 Flashlight materials, unmixed prods for photog uses, put up in measur portions	543	566	1.110	1.259
3707909000 Oth chemical prep for photographic uses, put in measur portions, ready for use	334.453	908.728	1.534.047	3.486.882
3801100000 Artificial graphite, in the form of paste blocks, plates or oth semifinanc	41.867	136.205	168.009	596.313
3801200000 Colloidal/semi-colloidal graphite, in paste, blocks, plates or oth semifinanc	4.340	5.213	20.496	36.276
3801300000 Carbonaceous pastes for electrodes & similar paste & for furnace linings	1.348.795	2.874.207	1.217.730	2.607.058
3801900000 Oth artificial graphite; colloidal or semigraphite, pastes, blocks or plates	22.981	77.962	124.607	331.910
3802100000 Activated carbon, including spent animal black	154.304	568.493	270.021	1.067.032
3802902000 Activated clays & activated earth, incl spent animal black	0	47.616	0	24.766
3802909000 Oth activat natural mineral prod, animal black include spent animal black	886.783	1.976.317	280.776	882.844
3803000000 Tall oil, whether or not refined.	49	58.605	394	101.092

**I.3. IMPOR MENURUT KOMODITI / IMPORT BY HS COMMODITY**  
**\*\*\* MARET / MARCH 2009 \*\*\***

H S Uraian Komoditi Commodity Description	Berat Bersih / Net Weight (Kg)		Nilai / Value C.I.F (US\$)	
	Bulan ini	Kumulatif	Bulan ini	Kumulatif
	Current Month	Cum. Jan. to date	Current Month	Cum. Jan. to date
3804001000 Concentrated sulphite lye	216	5.274	583	21.624
3804009000 Oth residual lyes from woodpulp with ornot concentrat,desugar or chemical treat	321.261	694.721	422.695	1.424.013
3805100000 Gum, wood or sulphate turpentine oils	58.883	78.190	51.197	78.699
3805900000 Oth terpenic oil produc by the distillat of coniferous wood & oth crude paracy	90.129	222.956	173.671	481.693
3806100000 Rosin & resin acids	44.811	139.301	101.608	313.608
3806200000 Salt of rosin,of resin acid, of drv orresin acid,oth than salt of rosin addict	416	5.491	1.703	20.221
3806301000 Ester gums - in blocks	38	288	254	3.180
3806309000 Ester gums - in oth forms	209.446	384.422	414.080	673.946
3806901000 Run gums in blocks	8	8	92	92
3806909000 Oth derivates rosin & resin acidsthereof	153.623	296.682	296.065	571.772
3807000000 Wood creosote	80	18.086	1.739	52.087
3808501100 Intermediate preparations for themanufacture of insecticides,subhd note 1	146.526	465.524	2.115.346	4.463.084
3808501200 Insectisides in the form of mosquitocoils/mosquito coil powder, subhd note 1	0	14.033	0	52.963
3808501900 Insecticides, in oth form, subhd note 1	266.239	475.269	876.583	1.567.867
3808502000 Fungicides, subhd note 1	283.575	657.356	1.465.697	3.341.947
3808503000 Herbicides, anti-sprouting products andplant-growth regulators, subhd note 1	214.587	604.360	418.350	2.621.398
3808504000 Disinfectants, subhd note 1	5.874	20.928	54.113	129.036
3808509100 Wood preserv, being prep oth than surface coat,cont insect/fungi subhd note 1	7.460	11.003	32.391	44.416
3808509900 Oth disinfect,smlar product,put up inform/pack for retl sale, subhd 1	14.053	28.414	96.592	250.397
3808911000 Intermediate preparation for the mnfactof insecticides, not subhd note 1	15.200	156.641	7.310.674	9.645.385
3808912000 Insecticide in the form of mosquito coil/mosquito coil powder, not subhd note 1	0	27.599	0	55.274
3808919000 Insecticides, in oth form, not subhdnote 1	196.351	486.235	1.453.474	3.649.034
3808920000 Fungicides, not subhd note 1	402.578	1.131.023	2.288.975	6.264.342
3808930000 Herbicides, anti-sprouting products andplant-growth regulator, not subhd note 1	1.230.950	2.340.285	5.501.148	8.017.627
3808940000 Disinfectants, not subhd note 1	5.078	32.172	39.111	138.422
3808991000 Wood preserv,being prep oth than surface coat,cont insect/fungi not subhd note	0	25	0	3.000
3808999000 Oth disinfect,smlar product, put up inform/pack for retl sale,not subhd note 1	11.464	23.505	93.697	182.041
3809100000 Oth finish agent,dye carriers to accelewith a basis of amylaceous substances	162.973	424.014	211.206	631.504
3809910000 Oth finish agent,dye carriers to accelekind used in the textile or like indust	994.409	2.646.187	2.397.389	6.229.757
3809920000 Oth finish agent,dye carriers to accelekind used in the paper or like indust	1.542.244	3.436.850	3.502.975	7.082.788
3809930000 Oth finish agent,dye carriers to accelekind used in the leather or like indust	127.936	545.454	376.332	1.408.473
3810100000 Pickling prep for metal surfac,soldering, brazing, welding powders	200.130	1.287.281	849.896	3.567.042
3810900000 Other prep of a kind used as cores orcoating for weld electrodes or rods	873.529	1.869.884	1.268.699	4.051.069
3811110000 Anti-knock preparation, based on leadbased on lead compound	0	1.217	0	6.565
3811190000 Oth anti-knock preparations	106.462	256.339	330.220	862.070
3811211000 Additive for lubricat oils,cont petrooil & oil obtain from bitumin,retail	30.202	45.120	35.597	69.571
3811219000 Additive for lubricat oils,cont petrooil & oil obtain from bitumin,not retail	5.587.892	14.077.052	17.267.739	45.732.685
3811290000 Oth additive for lubricat oils,contpetrol oil & oil obtain from otmn minera	125.094	652.137	348.547	2.009.799
3811901000 Anti knock prep., rust preventativ& corrosion inhibitors	172.317	355.363	868.218	1.804.939
3811909000 Oth anti-knock prep.,for mineral oilliquid used as mineral oils	1.347.268	1.925.935	2.118.095	4.427.934
3812100000 Prepared rubber accelerators	1.082.929	1.853.535	2.121.830	4.170.931
3812200000 Compound plasticisers for rubber orplastics	261.927	540.046	440.130	1.034.719
3812301000 White carbon	88.015	212.992	183.173	455.954
3812309000 Oth anti oxidising prep & oth compoundstabilisers for rubber or plastics	1.426.104	3.107.342	3.175.590	7.474.137
3813000000 Prep. & charge for fire-extinguishercharged fire-extinguishing grenades	54.197	301.174	250.187	574.807
3814000000 Organic composite solvents & thinners,prepared paint or varnish removers	512.720	1.399.857	1.070.052	3.684.896
3815110000 Supported catalyst,with nickel/nickelcompounds as the active substance	23.311	100.169	272.664	983.683
3815120000 Supported catalyst, with precious metalcompounds as the active substance	19	19.474	2.434	190.473
3815190000 Oth supported catalysts	399.031	1.738.053	2.150.068	9.036.568
3815900000 Oth reaction initiators,reaction accelerators catalytic prep,nes or incld	951.864	3.064.413	3.370.477	11.829.592
3816001000 Refractory cements, mortars, concretes	1.244.483	2.560.241	767.189	1.574.862
3816009000 Oth refractory cements, mortars, concret	309.667	1.604.735	333.966	1.264.871
3817000000 Mixed alkylbenzenes & mixed alkylnaphthalanes oth than head 2707 or 2902	4.132.367	7.234.525	4.531.633	11.506.902
3818000000 Wafers/discs with silicon content	9.328	25.580	263.817	653.569
3819000000 Hyd brake fluids&oth for hyd trnsmssionwhether or not cont<70% weight of petrln	96.406	351.592	368.441	1.078.715
3820000000 Anti-freezing preparations & preparedand prepared de-icing fluids	14.152	37.948	60.213	147.426
3821001000 Prepared culture media for development	11.454	30.498	84.546	411.346
3821009000 Oth prepared culture media fordevelopment	2.093	13.577	97.310	232.084
3822001000 Plate,sheet,filn, foil&strip of plasticimpreghtd/coated with diag. reagents	5.057	17.531	651.180	1.203.204
3822002000 Paperboard,cellulose wadding&web fibreimpreghtd/coated with diag. reagents	18.893	36.927	305.898	536.467
3822003000 Sterilisation indicator strips & tapesoth thn heading 3002 or 3006	2.453	3.470	29.031	55.739
3822009000 Oth diagnostic/lab reagents & preparedwhether or not head 30.02 or 30.06	147.033	405.117	2.487.227	6.571.352
3823110000 Stearic acids	322.331	721.380	218.372	716.243
3823120000 Oleic acids	60.138	92.552	73.588	108.509
3823130000 Tall oils fatty acids	124.378	406.946	126.584	406.611
3823191000 Acids oil from refining	0	995	0	10.670
3823199000 Oth industrial monocarboxylic fatty acid	717.595	1.052.443	1.229.904	2.364.163
3823701000 Industry fatty alcohols in the formof wax	0	166	0	228
3823709000 Oth industry fatty alcohols in the formof wax	1.834.005	3.958.106	1.689.551	3.779.154
3824100000 Prepared binders for foundry mouldsor core	255.247	459.762	317.140	606.722
3824300000 Non-agglomerated metal carbides mixedtogether with metallic binders	2.665	2.957	7.040	30.939
3824400000 Prepared additives for cements, mortarsor concretes	1.532.967	4.079.694	3.311.427	10.610.690
3824500000 Non-refractory mortars & concretes	20.000	96.128	5.200	30.053

**I.3. IMPOR MENURUT KOMODITI / IMPORT BY HS COMMODITY**  
**\*\*\* MARET / MARCH 2009 \*\*\***

H S Uraian Komoditi Commodity Description	Berat Bersih / Net Weight (Kg)		Nilai / Value C.I.F (US\$)	
	Bulan ini Current Month	Kumulatif Cum.Jan. to date	Bulan ini Current Month	Kumulatif Cum.Jan. to date
3824600000 Sorbitol oth than that of subheading 2905.44	70.205	101.424	59.208	81.410
3824720000 Mix cont halogenated, drv methane,ethanecont bromochlorodi(tri)fluoromethane	2.643	2.643	48.449	48.449
3824770000 Mix cont halogenated, drv methane,ethanecont bromomethane or bromochlororr	6	15	1.450	3.425
3824780000 Mix cont halogenated, drv methane,ethanecont PFC or HCFC but not CFC or HC	0	32.510	0	37.998
3824790000 Other mix cont halogenated, drv methane,ethane	392.254	485.648	420.576	672.531
3824810000 Mix & preparation containing oxirane(ethylene oxide)	300	500	6.990	9.603
3824820000 Mix & preparation containing pbbs, PCBs, PCTs	3.601	3.607	9.700	11.099
3824830000 Mixtures & preparation containingtris(2,3-dibromopropyl) phosphat	0	1	0	43
3824901000 Ink removers, stencil correctors&oth, corrector fluids in package	36.413	109.810	135.159	553.400
3824902000 Mixtures of chemical, of a kind used inmanufactured of foodstuff	213.358	524.459	752.695	1.839.951
3824903000 Copying pastes with a basis of gelatinpresented in bulk/ready to use	536	537	1.650	1.732
3824904000 Composite inorganic solvents	157.726	189.595	562.535	736.098
3824905000 Acetone oil	2.845	5.093	19.398	104.061
3824906000 Preparations/mixtures cont monosodiumglutamate	38.117	61.568	89.322	253.638
3824909000 Oth prods & preparations cont cfc-11,12,115, and halon	3.394.966	8.594.593	8.305.853	22.068.639
3825900000 Oth residual prods of the chemical/allied industry	0	2	0	100
3901103000 Polyethylene < 0,94 in liquids orpastes	87.465	260.837	227.551	451.282
3901109010 Polymers of ethylene, in granule form	12.901.282	38.548.151	12.533.411	35.682.760
3901109090 Polymers of ethylene other form	1.607.205	5.596.594	1.637.787	5.385.719
3901200000 Polyethylene having a specific gravity0.94 or more	7.442.218	24.309.868	7.220.295	23.209.861
3901303000 Ethylene-vinyl acetate copolymersin liquid or pastes	1.291.229	3.092.016	1.327.736	3.218.490
3901309000 Ethylene-vinyl acetate copolymersin other form	1.834.864	5.119.675	3.395.794	9.047.766
3901903000 Oth polymers of ethylene in liquidor pastes	33.390	92.430	115.036	378.232
3901909000 Oth polymers of ethylene in other form	4.392.899	12.348.632	4.995.471	13.301.705
3902101000 Polypropylene in powder form	103.172	181.181	99.229	178.232
3902102000 Polypropylene in granule form	27.703.018	58.296.077	24.882.023	50.924.846
3902109000 Polypropylene in other form	2.389.013	6.605.186	2.111.220	5.640.322
3902203000 Polysobutylene liquids/pastes	70.389	279.629	191.284	573.207
3902209000 Polysobutylene in oth forms	185.823	472.124	280.855	752.195
3902303000 Propylene copolymers in liquidor pastes	36.000	393.529	40.176	453.611
3902309010 Propylene copolymers in granule form	9.784.628	25.224.164	9.999.353	24.895.686
3902309090 Propylene copolymers in other form	356.448	1.690.190	351.073	1.689.615
3902903000 Oth polymers of propylene in liquidor pastes	28.628	49.813	42.773	101.941
3902909000 Oth polymers of propylene in other form	401.519	1.423.243	802.786	2.673.869
3903110000 Expansible polymers of styrene	1.400.714	3.243.810	1.739.273	4.054.486
3903190000 Other polymers of styrene	2.602.197	7.589.077	3.074.470	8.736.482
3903203000 Styrene-acrylonitrile (SAN) copolymersin aqueuous dispersion	137.513	413.141	234.330	591.852
3903209000 Oth styrene-acrylonitrile (SAN)copolymers	335.050	1.250.572	432.669	1.664.717
3903303000 Acrylonitrile-butadiene-styrene (ABS)copolymers in aquaeons dispersion	539.978	1.313.464	926.477	2.525.776
3903309000 Acrylonitrile-butadiene-styrenecopolymers in other form	3.762.498	9.955.629	5.977.082	16.770.105
3903903000 Oth polymers of styrenein aqueuous dispersion	28.986	94.720	59.769	213.722
3903909000 Oth polymers of styrenein other form	210.544	526.808	381.727	1.058.469
3904101000 PVC homopolymers, suspension tyenot mixed with oth substances	78.134	113.134	248.200	292.037
3904109000 PVC in other form	2.876.765	8.481.221	2.656.973	7.830.443
3904210000 Oth poly(vinyl chloride) non plasticised	89.085	263.629	73.941	235.356
3904220000 Oth poly(vinyl chloride) plasticised	396.246	1.218.010	442.845	1.133.421
3904300000 Vinyl chloride-vinyl acetate copolymers	102.713	253.343	294.663	676.061
3904400000 Other vinyl chloride copolymers	61.440	170.693	194.454	608.185
3904504000 Vinylidene chloride polymr in dispersion	587	587	1.511	1.511
3904509000 Vinylidene chloride polymersin other form	297.504	356.100	522.877	666.461
3904610000 Fluoro-polymerspolytetrafluoroethylene	12.088	29.972	53.805	150.118
3904693000 Fluoro-polymers polytetrafluoroethylenedispersions	6.646	7.846	43.457	49.114
3904699000 Oth fluoro-polymers in other form	3.500	21.700	90.275	203.694
3904909000 Oth polymers vinyl chloride in oth forms	4.111	26.874	35.136	141.185
3905120000 Poly(vinyl acetate) in aqueuousdispersions	13.036	436.299	17.001	475.776
3905190000 Other poly(vinyl acetate)	83.981	180.389	232.233	504.329
3905210000 Vinyl acetate copolymers in aqueuousdispersions	337.655	974.700	394.164	1.127.381
3905290000 Other vinyl acetate copolymers	90.597	186.301	235.132	472.149
3905301000 Poly (vinyl alcohol) in aqueuousdispersions	2.216	48.117	15.672	173.868
3905309000 Poly (vinyl alcohol)in other form	1.159.744	2.293.293	2.719.266	5.783.543
3905910000 Copolymers of vinyl acetate or of othervinylester	45.776	106.201	453.260	1.098.149
3905990000 Oth polymer of vinyl acetate/oth vinylesters;oth vinyl polymers; primary form	63.043	120.538	346.590	1.009.556
3906101000 Poly(methyl methacrylate) in aqueuousdispersions	48.407	164.939	188.818	437.053
3906109000 Oth poly(methyl methacrylate)in other form	249.748	969.400	724.615	2.530.278
3906901100 Oth acrylic copolymers in aqueuousdispersions	516.828	1.010.708	788.917	1.581.331
3906901900 Oth acrylic copolymers in other forms	769.538	1.918.344	1.545.758	4.319.994
3906909100 Oth acrylic polymers in aquaeuousdispersions	282.168	633.272	447.732	1.127.829
3906909900 Oth acrylic polymers in other forms	2.122.258	5.060.034	5.337.803	13.285.972
3907100000 Polyacetals	354.646	869.672	894.706	2.209.863
3907200000 Other polyethers	3.244.843	5.680.902	5.178.130	10.366.612
3907302000 Epoxide resins based powder coating	74.175	171.383	394.500	879.326
3907303000 Epoxide resins in liquids/pastes	946.179	2.514.971	2.153.408	5.505.830
3907309000 Epoxide resins in oth form	920.305	2.406.816	2.254.116	6.997.819

**I.3. IMPOR MENURUT KOMODITI / IMPORT BY HS COMMODITY**  
**\*\*\* MARET / MARCH 2009 \*\*\***

H S Uraian Komoditi Commodity Description	Berat Bersih / Net Weight (Kg)		Nilai / Value C.I.F (US\$)	
	Bulan ini Current Month	Kumulatif Cum.Jan. to date	Bulan ini Current Month	Kumulatif Cum.Jan. to date
3907400000 Polycarbonates	2.314.422	4.754.097	5.330.413	12.023.086
3907500000 Alkyd resins	111.591	179.229	205.625	345.825
3907601000 Poly(ethylene terephthalate) in aqueousdispersions	13.298	55.267	6.209	103.950
3907609000 Poly(ethylene terephthalate) in oth form	3.772.979	10.763.322	3.916.462	10.506.846
3907700000 Poly(lactic acid)	983	17.560	7.276	40.377
3907912000 Oth polyesters unsaturated in chip form	59	1.322	540	8.883
3907919000 Oth polyesters unsaturated in oth form	391.803	1.005.713	571.242	1.787.131
3907994000 Oth polyester saturated based powdercoating	1.375	165.490	17.714	393.403
3907999000 Oth polyesters saturated in oth form	2.666.042	5.829.013	2.978.209	7.050.102
3908101000 Polyamides in primary forms, polyamide-6	2.726.350	8.191.806	5.496.685	19.312.990
3908109000 Oth polymde-6,-11,-12,-6,6,-6,9,-6,10	1.361.851	3.096.434	2.435.128	5.677.571
3908900000 Other polyamides	290.877	545.219	936.553	1.773.874
3909101000 Urea resins, thiourea resin in mouldingcompound	80.388	351.321	130.424	637.678
3909109000 Other urea resins	100.014	809.134	358.135	1.002.632
3909201000 Melamine resins in moulding compound	201.331	642.873	431.100	1.367.693
3909209000 Other melamine resins	181.890	562.200	245.948	689.371
3909301000 Oth amino-resins in moulding compound	237.533	463.667	305.937	593.848
3909309000 Oth amino-resins, oth thn mouldingcompound	403.396	1.011.563	641.559	2.179.843
3909401000 Phenolic resins in moulding compound	29.058	98.963	73.509	337.090
3909409000 Other phenolic resins	841.269	1.924.092	1.363.485	3.662.463
3909500000 Polyurethanes	1.400.044	3.229.555	4.217.410	10.144.404
3910002000 Silicones in dispersions or in the formof solutions	992.775	992.274	1.637.366	4.111.891
3910009000 Silicones in oth forms	259.078	735.185	1.266.836	3.370.137
3911101000 Petroleum,coumarone,indene/coumaroneinde in liquid or pastes	12.958	284.917	62.908	396.722
3911109000 Petroleum, coumarone, indene/coumaroneindene in oth form	1.791.566	3.729.342	3.282.326	6.643.862
3911900000 Oth petroleum, coumarone, indene/coumaroneindene in oth form	853.143	1.583.732	2.026.598	4.310.487
3912100000 Cellulose acetates non-plasticised	1.219	2.064	409	52.082
3912120000 Cellulose acetates plasticised	5.466	21.199	46.981	91.685
3912201100 Water-based semi-finished nitrocellulosecellulose nitrates non plasticised	399	520	2.376	3.151
3912201900 Oth cellulose nitrates non plasticised	276.014	557.871	596.535	1.211.146
3912202000 Cellulose nitrates plasticised	12.920	12.920	30.954	30.954
3912310000 Carboxymethylcellulose & its salts	454.358	1.380.092	1.386.964	3.969.300
3912390000 Oth cellulose ethers	179.431	541.825	1.090.165	3.369.190
3912902090 Other regenerated cellulose	73.085	203.429	216.358	879.727
3912909000 Oth cellulose in other form	182.593	353.673	777.196	1.601.041
3913100000 Alginic acid, its salts & esters	87.920	123.056	435.436	754.074
3913900000 Oth natural polymers & its modified, inprimary form	413.089	789.166	1.214.377	2.830.264
3914001000 Ion-exchangers based on plymrs of headof a kind used	103.291	320.905	208.081	710.592
3914009000 Oth ion-exchangers based on plymrs ofhead of a kind used	158.865	449.011	668.103	1.563.345
3915100000 Waste, parings & scrap, of polymers ofethylene	20	20	291	291
3915909000 Waste, parings & scrap, of other plastic	146.850	535.517	15.462	218.354
3916101000 Monofilament of polymers of ethylenechloride	681	1.532	3.555	12.442
3916102000 Monofilament of polymers of ethylenerods, sticks and profile shapes	1.828	2.153	6.014	12.105
3916201000 Monofilament of polymers of vinylchloride	17.429	44.258	29.315	136.875
3916202000 Monofilament of polymers of vinylrods, sticks and profile shapes	72.157	125.159	175.505	297.592
3916904000 Monofilament of other plasticsof hardened proteins	4.956	11.100	56.637	113.258
3916909000 Oth monofilament of other plastics	24.871	100.572	206.367	737.124
3917101000 Artificial guts (sausage casings) ofhardened proteins	2.650	14.117	81.841	420.027
3917109000 Artificial guts (sausage casings) ofcellulosic materials	93.712	184.963	411.906	1.067.377
3917210000 Tube,pipe,hose,fitting therefor ofplastic of polymers of ethylene	12.513	100.428	32.020	150.223
3917220000 Tube,pipe,hose,fitting therefor ofplastic of polymers of propylene	13.482	26.293	75.230	152.798
3917230000 Tube,pipe,hose,fitting therefor ofplastic of polymers of vinyl chloride	105.488	289.213	149.495	1.904.610
3917290000 Tube,pipe,hose,fitting therefor ofplastic of other plastics	363.216	592.749	1.014.909	1.718.059
3917310000 Flexible tubes, pipes and hoses havea minimum burst pressure of 27.6 mpa	300.440	411.437	1.690.866	2.219.797
3917321000 Sausage & ham casings, without fittingsof plastics	1.537	6.082	30.554	133.870
3917329000 Oth unflexible tubes, pipes & hoses, notreinforced, without fittings	120.708	279.594	575.196	1.100.414
3917330000 Oth, not reinforced/otherwise combinedwith oth materials/fittings of 3917.30	4.313	7.492	23.937	56.623
3917390000 Oth tubes, pipes and hoses	341.108	680.401	732.093	1.871.159
3917400000 Fittings of plastics	222.089	527.807	814.661	2.139.957
3918101100 Tiles of polymers of vinyl chloride	24.920	100.884	47.812	60.259
3918101900 Oth floor covering of polymers of vinylchloride	1.615.149	3.391.665	709.945	1.848.633
3918109000 Wall or ceiling coverings of polymers ofvinyl chloride	657.110	1.981.819	398.868	1.121.840
3918901100 Tiles, of polyethylene	1.690	61.312	21.948	152.068
3918901300 Oth floor coverings of polyethylene	310.428	539.893	355.969	554.444
3918901900 Oth floor coverings of oth plastics	62.351	96.446	114.220	152.156
3918909100 Wall or ceiling covering of polyethylene	326.386	927.431	719.877	1.732.408
3918909900 Wall or ceiling coverings of oth plastic	39.939	126.455	109.688	333.120
3919101000 Tape in roll,width=<20cm,of polymers of vinyl chloride	93.104	191.901	480.844	1.100.814
3919102100 Tape in roll,width=<20cm,of polyethyleneused in mnfctre of telephonc/elect wire	14.023	83.370	38.085	306.441
3919102900 Tape in roll,width=<20cm,of polyethyleneused for other	137.921	382.992	853.306	2.143.884
3919109000 Oth self-adhesive plate, sheet,film,inroll, width =<20 cm, of oth plastics	324.323	918.782	1.666.202	4.772.787
3919901000 Oth self-adhesive plates, sheets, film,foil, tape of polymers of vinyl chloride	107.134	224.648	229.064	1.427.693
3919909000 Oth self-adhesive plates, sheets, film,foil, tape, strip of plastics	1.653.252	3.955.080	4.033.287	9.753.959

**I.3. IMPOR MENURUT KOMODITI / IMPORT BY HS COMMODITY**  
**\*\*\* MARET / MARCH 2009 \*\*\***

H S Uraian Komoditi Commodity Description	Berat Bersih / Net Weight (Kg)		Nilai / Value C.I.F (US\$)	
	Bulan ini	Kumulatif	Bulan ini	Kumulatif
	Current Month	Cum. Jan. to date	Current Month	Cum. Jan. to date
392010000 Oth tape of polymer of ethylene,not formfg of telephonic/electric wire	1.393.371	4.281.595	3.200.556	9.637.560
3920200010 Bopp film, of polymers of propylene	2.930.636	4.887.535	3.909.120	6.686.008
3920200090 Oth tape of polymer of propyleneused as an adhesive by melting	1.463.580	3.183.293	1.901.660	4.474.496
3920301000 Polymers of styrene used as an adhesiveby melting	21.042	107.028	23.350	100.691
3920309000 Polymers of styrene not used asan adhesive by melting	32.958	161.937	45.418	176.426
3920430000 PVC tape weight >6% of plasticiser usedot than mfg of telephonic/electric wire	331.833	645.974	608.633	1.536.563
3920490000 Other of polymers of vinyl chloride	709.782	2.280.522	1.213.802	3.768.665
3920510000 Oth plate,sheet,film,foilorstrip of acrypolymers of methyl methacrylate	33	160	250	559
3920590000 Oth plates,sheets,film,foil & strip othacrylic polimer of methyl methacrylate	24.335	57.567	80.403	266.301
3920610000 Film, of polycarbonates	622.084	1.222.737	1.790.216	3.718.102
3920621000 Film, of poly(ethylene terephthalate)used as an adhesive by melting	585.129	1.384.679	1.147.038	3.001.062
3920629000 Oth plate,sheet,foil & strip of poly-(ethylene terephthalate)	36.288	165.152	451.155	1.005.008
3920630000 Tapes, of unsaturated polyesters,	996	10.259	6.238	20.737
3920690000 Tapes, of oth polyesters, used as anadhesive by melting	738.555	1.642.080	1.816.911	3.908.829
3920711000 Cellophane film	22.425	30.986	30.047	72.850
3920712000 Viscose tear-off ribbon, foil	3.034	24.612	42.380	151.399
3920719000 Oth plate,sheet & strip of regeneratedcellulose usedoth than adhesive by melti	76	658	3.320	4.413
3920730000 Cellulose acetate, plasticized, usedas an adhesive by melting	206	1.104	1.078	4.354
3920790000 Plate,sheet,foil & strip of oth celluloderivatives	139	180	1.210	7.271
3920911000 Film of poly(vinyl butyral),thickness0.38-0.76mm width <= 2m	89.615	219.903	382.180	970.684
3920919000 Oth film of poly(vinyl butyral,plate,	195.517	368.127	460.950	1.093.574
3920921000 Plate,sheet,foil & strip of nylon 6of polyamides	846	2.383	24.392	68.168
3920922000 Plate,sheet,foil & strip of polyamides,used as an adhesive by melting	641	641	11.790	11.790
3920929000 Plate,sheet,foil & strip of othpolyamides	66.125	131.351	229.011	458.539
3920931000 Plate,sheet,foil & strip of melamine,of amino-resins	567	567	2.837	2.837
3920941000 Phenol formaldehyde (bakelite) sheets	4.344	68.863	13.690	182.875
3920949000 Oth plate,sheet,foil & strip of phenolicresins	18.804	21.736	14.361	20.327
3920990010 Corrugated sheets & plates, of otherplastics	15.102	128.030	89.108	463.903
3920990090 Oth plate,sheet,foil & strip of otherplastics	300.032	604.557	961.485	2.055.067
3921111000 Plates & sheets, cellular, of polymersof styrene	185.435	415.746	227.756	477.920
3921119000 Film, foil& oth strip, cellular, ofoth than plate and sheet	3.881	95.142	31.499	269.630
3921120000 Tapes of PVC,in plates & sheets formused as mfg telepnii/elect.wire	631.352	1.996.194	802.022	2.191.673
3921130000 Plates & sheets of polyurethanes	73.588	184.567	408.860	996.083
3921141000 Plates and sheets of regeneratedcellulose	870	7.632	1.013	2.613
3921149000 Film,foil & oth strip of regeneratedcellulose used in mfg telepnic/elect.wir	53.536	79.696	105.025	163.749
3921191000 Tapes in plate & sheet, of oth plastics	493.810	1.355.265	461.380	1.292.345
3921199000 Tapes in oth form,used in the oth thanmfg of telephonic/electric wire	1.449.583	2.925.675	1.291.149	3.756.811
3921902000 Plates & sheets, not cellular plateand sheet	409.751	725.932	797.579	1.494.838
3921909000 Film,foil & oth strip, not cellularoth than plate and sheet	741.681	1.687.496	1.543.367	3.699.447
3922100000 Baths, shower-baths, sinks & washbasins	75.666	210.886	299.238	852.869
3922201000 Lavatory covers of plastic	29.332	71.561	55.351	255.097
3922202000 Lavatory seats, of plastics	890	6.894	2.953	12.569
3922901100 Parts of flushing cisterns, of plastics	2.822	15.975	21.020	82.319
3922901900 Flushing water closets (lavatory pans)and urinals	2.640	15.090	31.492	103.285
3922909000 Similar sanitary ware, of plastics	22.179	178.837	53.380	335.541
3923100000 Boxes used for cinematographic films,tape and disks	552.430	1.700.861	1.414.485	5.172.987
3923211000 Aseptic bag of polymers of ethylene withaluminium foil in forcing material	33.490	224.663	174.806	941.145
3923219000 Oth sacks & bags, of polymers ofethylene	332.734	1.268.687	849.681	3.511.839
3923290000 Oth articles for the conveyance or packing of goods of oth plastics	649.481	1.604.737	2.479.265	6.455.442
3923301000 Toothpaste tubes container, of plastic	270	7.188	1.212	39.892
3923309000 Carboys, bottles, flasks & similararticle, not tootpaste tube container	390.779	1.357.428	1.621.399	5.515.321
3923400000 Spool,cop,bobbin & similar support	63.108	195.097	464.547	1.339.118
3923500000 Stoppers, lids, caps and other closures	333.870	859.522	1.382.114	4.544.857
3923900000 Oth articles for the conveyance/packinggoods of plastics	354.200	1.013.912	1.394.261	4.070.590
3924100000 Tableware & kitchenware	431.532	1.174.793	1.258.407	3.850.536
3924901000 Bed pans, urinals (portable type) &chamber pots	23.540	35.009	74.612	111.692
3924909000 Oth household & toilet articles, ofplastics	276.975	648.378	828.909	2.112.380
3925100000 Reservoirs,tanks,vats & similar contain.capacity <= 300l	50.451	129.332	93.994	317.948
3925200000 Doors,windows & their frames & threshold for doors	108.138	304.872	107.990	274.199
3925300000 Shutters,blinds (includ venetian blinds)and similar articles and parts	63.126	187.604	93.704	324.939
3925900000 Oth builders ware of plastics, not elsewhere specified	360.813	667.461	331.964	927.035
3926100000 Office or school supplies of plastics	170.989	467.792	311.895	951.495
3926206000 Articles of apparel used for protectionof plastics	63.313	143.326	273.824	906.076
3926209000 Oth articles of plastics, including belt	196.141	1.243.704	1.481.957	8.654.847
3926300000 Fittings for furniture, coachworkor the like	53.451	135.103	437.482	1.197.156
3926400000 Statuettes & othornamental articles	39.727	100.039	127.239	304.775
3926901000 Floats for fishing nets, of plastics	55.435	222.540	427.487	2.005.556
3926902000 Fan & handscreen, frame & handlethereof and parts	16.774	50.376	20.146	106.298
3926903200 Plastic moulds with denture prints	0	1.515	0	106.148
3926903900 Oth hygienic, medical & surgical	35.986	145.158	390.223	740.592
3926904100 Police shields, of plastics	0	1	0	138
3926904200 Protective mask & similar article forused in welding & similar works	12.827	32.230	166.167	278.475
3926904400 Life saving cushions for protection ofpersons falling from heght	101	618	3.937	5.317

**I.3. IMPOR MENURUT KOMODITI / IMPORT BY HS COMMODITY**  
**\*\*\* MARET / MARCH 2009 \*\*\***

H S Uraian Komoditi Commodity Description	Berat Bersih / Net Weight (Kg)		Nilai / Value C.I.F (US\$)	
	Bulan ini Current Month	Kumulatif Cum.Jan. to date	Bulan ini Current Month	Kumulatif Cum.Jan. to date
3926904500 Reflected light nails, of plastics	986	5.495	4.452	88.064
3926904900 Oth safety & protective devices,	31.866	101.422	484.365	721.651
3926905300 Transmission or conveyor belts or beltin	24.936	101.741	336.077	1.148.308
3926905500 Plastic j-hooks & bunch blocks fordetonator	422	5.418	7.154	62.141
3926905900 Oth industrial articles, of plastics	254.028	772.031	1.892.223	5.254.562
3926906000 Nipple former,breastshell,nipple shield,hand expression furnel	0	9	0	352
3926907000 Corset busks & similar supports forarticles of appared or clothing accessor	12.780	53.393	222.401	735.903
3926908000 Cards for jewelleryorsmall objects ofpersonal adornment	47.192	128.480	119.537	270.970
3926909000 Oth articles of plastics & othermaterial	2.031.828	5.166.563	5.411.931	15.636.378
4001101100 Natural rubber latex,cont ammonia >=0.5% catrige concentrate	393.065	1.137.557	373.776	1.243.499
4001101900 Natural rubber latex,cont ammonia >=0.5% processed by other methods	0	16.400	0	18.696
4001102100 Natural rubber latex,cont ammonia <0.5% centrifuge concentrate	60.052	60.053	64.140	64.141
4001102900 Natural rubber latex,cont ammonia <0.5% processed by other methods	200.953	244.409	358.363	446.928
4001211000 Natural rubber in smoked sheets,rss grade 1	0	20.000	0	27.600
4001212000 Natural rubber in smoked sheets,rss grade 2	0	153	0	3.151
4001219000 Natural rubber in oth forms	20.160	40.321	26.208	54.273
4001221000 Tsnr, standard indonesian rubberSIR 3 cv	0	111.800	0	145.792
4001222000 Tsnr, oth standard indonesianrubber	36.288	36.288	63.783	63.783
4001229000 Oth tehnically specified naturalrubber (TSNR)	34.852	64.756	97.592	189.531
4001291000 Air-dried sheet,oth natural rubberin other form	0	2.312	0	4.223
4001293000 Sole crepe	96	96	863	863
4001299000 Oth natural rubber in oth forms	12.800	12.800	34.688	34.688
4001301900 Jelutong in oth forms	0	7.604	0	26.238
4001309900 Oth balata,gutta-percha,guayule,chiclesimilar, in other form	88.330	178.905	136.263	323.766
4002110000 Styrene-butadiene rubber (SBR), inlatex form	863.308	2.056.453	1.115.337	2.723.600
4002190000 Carboxylated styrene-butadine rubber(SBR) in other form	4.752.661	13.349.037	6.477.273	22.716.422
4002200000 Butadiene rubber (BR)	2.942.128	9.094.243	4.812.358	17.510.306
4002310000 Isobutene-isoprene (butyl) rubber (IIR)	175.990	962.389	540.682	3.321.441
4002390000 Halo isobutane-isoprene rubber(CIIR of BIIR)	209.721	544.758	665.496	1.889.223
4002410000 Chloroprene (chlorobutadiene) rubberin latex form	86.895	343.359	188.154	665.514
4002490000 Chloroprene (chlorobutadiene) rubberin other form	234.484	630.273	982.680	2.651.822
4002510000 Acrylonitrile-butadiene rubber (NBR),in latex form	129.468	509.556	120.242	590.849
4002590000 Acrylonitrile-butadiene rubber (NBR),in other form	340.031	722.564	423.379	1.250.205
4002601000 Isoprene rubber (IR) in primary forms	0	20.160	0	60.480
4002609000 Isoprene rubber (IR) in other forms	8.176	144.788	23.642	349.288
4002700000 Ethylene-propylene-non-conjugateddiene rubber (EPDM)	174.150	564.888	543.584	1.851.062
4002801000 Mixture of natural rubber latex withsyntetic rubber latex	720	10.643	7.177	21.601
4002809000 Oth mixture of natural rubber latex withsyntetic rubber latex	5.387	31.151	6.294	167.295
4002911000 Oth synthetic rubber latex & facticederived from oils of poly graft natural	167.910	586.889	148.481	701.541
4002919000 Oil synthetic rubber& factice derivedfrom oils of other latex	71.750	71.750	68.162	68.162
4002991000 Oth synthetic rubber & factice derivedfrom oils in oth form	72.000	218.294	147.600	640.802
4002999000 Oth synthetic rubber latex & facticederived from oils	31.516	120.331	123.087	377.846
4003000000 Reclaimed rubber in primary formsoarin plates, sheets or strips	1.018.960	2.482.067	385.289	976.396
4004000000 Waste,paring & scrap of rubber (othhard rubbers)	264.843	667.586	167.207	432.123
4005100000 Compounded rubber with carbon blacksilica, unvulcanised	130.427	322.708	649.447	1.615.823
4005200000 Compounded rubber with solutions,oth subheading 4005.10	42.554	212.905	59.528	230.775
4005910000 Compounded rubber,unvulcanised,inplates, sheets, & strip	261.411	898.621	366.819	928.735
4005990000 Compounded rubber,unvulcanised,inoth form	288.074	998.173	268.664	925.634
4006100000 "camel-back" strips for retreadingrubber tyres, unvulcanised	53.760	173.207	66.534	191.112
4006900000 Oth forms & articles of unvulcanisedrubbers	621.011	1.225.080	997.307	2.190.679
4007000000 Vulcanised rubber thread & cord.	159.149	419.543	536.782	1.305.285
4008110000 Plates, sheets, & strip of cellularrubber	122.286	304.981	418.174	1.067.182
4008190000 Oth forms of cellular rubber	54.609	634.356	68.159	571.560
4008210000 Plates, sheets & strip of non-cellularrubber	90.857	164.449	284.796	860.559
4008290000 Oth forms of non-cellular rubber	47.497	121.124	142.095	385.700
4009110000 Tube,pipe & hose, not reinforced/othermaterial without fitting	415.801	835.283	1.981.287	5.066.524
4009120000 Tube,pipe & hose, not reinforced/othermaterial with fitting	14.431	70.780	158.831	653.517
4009211000 Mining slurry suction & discharge hose,without fitting	719	931	11.807	39.824
4009219000 Oth tube,pipe & hose,reinforced withoth materials without fittings	67.882	290.434	838.835	2.368.068
4009221000 Mining slurry suction & discharge hose,with fittings	2.010	4.817	32.308	53.760
4009229000 Oth tube,pipe & hose,reinforced withoth materials with fitting	232.521	425.524	3.319.427	3.923.786
4009311000 Mining slurry suction & discharge hose,reinforced w textile, without fitting	0	228	0	56
4009319000 Oth tube,pipe & hose,reinforced withtextile, without fitting	106.556	179.652	542.999	986.830
4009321000 Mining slurry suction & discharge hose,reinforced w textile, with fitting	0	800	0	6.004
4009329000 Oth tube,pipe & hose,reinforced withtextile, with fitting	8.045	15.995	123.640	418.731
4009411000 Mining slurry suction & discharge hose,reinforced w oth materials, without fitng	169	173	1.189	1.269
4009419000 Oth tube,pipe & hose,reinforced withoth material, without fitting	54.667	176.569	433.527	1.435.506
4009421000 Mining slurry suction & discharge hose,reinforced w oth materials, with fitting	9.966	12.256	48.098	52.370
4009429000 Oth tube,pipe & hose,reinforced withoth material, with fitting	282.641	623.882	2.445.240	6.810.911
4010111000 Conveyor belts/belting,reinforced withmetal, width > 20cm	468	52.859	4.790	367.309
4010119000 Conveyor belts/belting,reinforced withmetal, width <= 20cm	54.500	203.576	309.037	1.549.809
4010121000 Conveyor belts/belting,reinforced withtextile, width > 20cm	43.408	87.090	36.729	272.884
4010129000 Conveyor belts/belting,reinforced withtextile, width <= 20cm	102.190	462.551	351.509	1.853.221

**I.3. IMPOR MENURUT KOMODITI / IMPORT BY HS COMMODITY**  
**\*\*\* MARET / MARCH 2009 \*\*\***

H S Uraian Komoditi Commodity Description	Berat Bersih / Net Weight (Kg)		Nilai / Value C.I.F (US\$)	
	Bulan ini	Kumulatif	Bulan ini	Kumulatif
	Current Month	Cum.Jan. to date	Current Month	Cum.Jan. to date
4010191000 Oth conveyor belts/belting, reinforcedwith oth; width > 20cm	19.166	59.940	147.472	401.011
4010199000 Oth conveyor belts/belting, reinforcedwith oth; width <= 20cm	208.714	853.750	1.249.314	3.447.126
4010310000 V-belts,V-ribbed,60cm<outside circum ference<=120cm	27.702	66.785	401.659	945.643
4010320000 V-belts,oth than V-ribbed,60cm<outside circum ference<=120cm	7.350	11.621	128.037	144.860
4010330000 V-belts,V-ribbed,120cm<outside circum ference<=240cm	1.969	7.137	86.652	146.615
4010340000 V-belts,oth than V-ribbed,120cm<outside circum ference<=240cm	88	356	1.399	22.527
4010350000 Endless synchronous belt.60cm<outside circum ference<=150cm	584	915	19.475	28.127
4010390000 Oth transmission belts/belting	127.731	265.313	1.326.989	3.660.377
4011100000 New pneumatic tyres,of rubber of a kindused on motor cars	291.992	830.903	893.018	2.694.811
4011201000 New pneumatic tyre,of rubber used onbuses/lorries, width<450mm	1.043.902	2.313.072	1.711.523	4.588.353
4011209000 New pneumatic tyre,of rubber used onbuses/lorries, width>=450mm	764.401	1.433.104	3.372.081	6.669.321
4011300000 New pneumatic tyres,of rubber of akind used on aircraft	13.654	52.315	209.751	553.399
4011400000 New pneumatic tyres,of rubber of akind used on motorcycles	16.397	202.506	48.316	421.161
4011500000 New pneumatic tyres,of rubber of akind used on bicycles	67.931	213.533	76.742	311.260
4011610000 New pneumatic tyres,of rubber used onagricultural/forestry vehicles & machine	4.960	69.527	17.762	165.012
4011620000 New pneumatic tyres,of rubber, rimsize<61 cm,used on const/ind.vehicles mach.	7.336	18.519	24.683	78.028
4011630000 New pneumatic tyre,of rubber,rim size>=61cm, used on const/ind.vehicles mach	0	53.549	0	448.330
4011690000 New pneumatic tyre,of rubber,used for oth purpose	562.277	1.833.865	3.316.333	10.781.869
4011920000 Oth new pneumatic tyre,of rubber,usedon agricul./forestry vehicles mach.	11.909	84.467	30.188	231.205
4011930000 Oth new pneumatic tyre,of rubber,rimsize<61 cm,used on const/ind.vehicles mac	80.789	574.901	270.188	1.002.782
4011941000 Oth new pneumatic tyre,of rubber,rimsize>=61cm, used on earth mov.mach.	0	64.144	0	220.270
4011949000 Oth new pneumatic tyre,of rubber,rimsize>=61cm, used for oth. purposer	408.514	1.711.552	2.604.897	11.864.923
4011991000 Oth new pneumatic tyre,of rubber,used on vehicles of chap.87	1.190.887	2.911.650	7.963.844	17.731.053
4011992000 Oth new pneumatic tyre,of rubber,used on earth moving mach.	47.735	134.903	307.734	811.874
4011993000 Oth new pneumatic tyre,of rubber,used for oth, width>450mm	618	738	2.521	2.846
4011999000 Oth new pneumatic tyre,of rubber,used for oth, width<450mm	323.124	1.500.951	2.473.245	10.355.062
4012110000 Retreaded tyres,used on motor cars	112	426	3.199	4.904
4012129000 Retreaded tyres,used on buses/lorries,width>=450mm	99	2.002	172	4.067
4012130000 Retreaded tyres,used on aircraft	0	14.792	0	59.858
4012192000 Retreaded tyres,used on bicycles	8	21	24	53
4012199000 Retreaded tyres,used for oth purposed	350	580	4.913	5.572
4012203000 Used pneumatic tyres,used on aircraft	0	10.759	0	387.000
4012901200 Solid tyres, 100 mm< ext dia < 100 mmfor vehicles of chapter 87	427	1.779	3.034	10.722
4012901400 Oth solid tyres,external diameter > 250width<450mm, used of chap.87.	0	1.018	0	6.621
4012901500 Oth solid tyres,external diameter >250,width>450mm, used of chap.87.09.	0	410	0	1.503
4012901600 Oth solid tyres,external diameter>250mm,of a width > 450 mm	0	136	0	537
4012901900 Other solid tyres	1.022	3.258	4.754	10.055
4012902900 Oth cushion tyres	0	714	0	1.056
4012907000 Replaceable tyre treads, width<450mm	1	24.434	1	29.669
4012908000 Tyre flaps	351	2.155	1.574	7.249
4012909000 Oth retreaded/used pneumatic,solid/cushion tyres, of rubber	19.525	172.523	77.061	905.964
4013101100 Inner tubes,of rubber,used on motor carwidth tyres<450mm	62.178	65.477	73.199	88.761
4013101900 Inner tubes,of rubber,used on motor carwidth tyres>450mm	45.693	51.098	36.275	40.215
4013102100 Inner tubes,of rubber,used on bus/lorriwidth tyres<450mm	1.246	60.655	4.914	54.874
4013102900 Inner tubes,of rubber,used on bus/lorriwidth tyres>450mm	10.442	104.602	11.095	230.842
4013200000 Inner tubes,of rubber,used on bicycles	6.971	32.020	20.703	80.885
4013901100 Inner tube,of rubber,use on earth movingwidth tyres<450mm	1.337	6.253	8.979	27.396
4013901900 Inner tube,of rubber,use on earth movingwidth tyres>450mm	4.618	5.016	10.246	12.013
4013902000 Inner tube,of rubber,used on motorcycleor motor scooters	194.534	564.801	158.498	653.763
4013903100 Inner tube,of rubber,used on oth vehicleof chap.87, width tyres<450mm	0	84	0	408
4013903900 Inner tube,of rubber,used on oth vehicleof chap.87, width tyres>450mm	1.342	16.391	2.840	12.778
4013909100 Oth inner tube,of rubber,suitable forfitting to tyres of width<450mm	2.574	5.937	4.287	11.341
4013909900 Oth inner tube,of rubber,suitable forfitting to tyres of width>450mm	88.830	154.481	232.065	319.811
4014100000 Sheath contraceptives	75.681	155.808	753.642	1.516.699
4014901000 Teats for feeding bottles & similar kind	14.983	24.614	92.966	229.500
4014904000 Stoppers for pharmaceutical use	20.761	56.321	424.004	1.215.415
4014909000 Oth hygienic/pharmaceutical articles,ofvulcanised rubber	9.712	42.098	89.154	410.070
4015110000 Gloves, mittens & mitts, surgical	108.787	202.207	579.842	1.092.470
4015190000 Gloves, mittens & mitts, for otherpurposed	56.420	181.021	313.768	1.136.650
4015900000 Oth article of apparel, clothing accessfor all purposed	15.932	94.408	84.557	555.095
4016100000 Oth articles of vulcanised rubber otherof cellular rubber	18.799	29.491	62.765	236.708
4016911000 Mats	50.695	61.474	34.567	127.186
4016919000 Floor coverings	50.566	136.138	99.519	228.157
4016921000 Eraser tips	37.605	110.751	297.263	674.894
4016929000 Other erasers	16.509	132.387	87.603	564.176
4016931000 Gaskets, coverings & oth, packing forelectrolytic capacitor	21.710	65.466	266.491	665.361
4016939000 Oth gaskets, washers & oth seals	413.890	1.088.967	4.326.473	12.984.855
4016940000 Boat/dock fenders,whether/not inflatable	64.196	215.169	596.035	1.151.513
4016950000 Oth articles of vulcanised rubber,	1.900	15.063	19.003	74.014
4016991100 Oth article of vulcanised rubber,for vhcof heading 87.02-87.05&87.11	332.512	702.583	2.209.641	6.818.396
4016991200 Oth article of vulcanised rubber,forvehicles 87.09,87.13,87.15&87.16	2.805	4.836	16.111	58.079
4016991900 Oth parts & access for vehicles ofrubber	3.507	42.779	66.337	195.823
4016992000 Parts & access of rotochutes ofheading 88.04	2.242	12.341	34.932	100.264

**I.3. IMPOR MENURUT KOMODITI / IMPORT BY HS COMMODITY**  
**\*\*\* MARET / MARCH 2009 \*\*\***

H S Uraian Komoditi Commodity Description	Berat Bersih / Net Weight (Kg)		Nilai / Value C.I.F (US\$)	
	Bulan ini Current Month	Kumulatif Cum.Jan. to date	Bulan ini Current Month	Kumulatif Cum.Jan. to date
4016993000 Rubber bands	58.087	140.716	462.447	892.453
4016995100 Rubber rollers	46.187	134.548	133.636	402.045
4016995900 Oth article of a kind used in machinery/mechanical/electrical appliances, & oth	81.979	178.804	805.449	1.850.809
4016996000 Rail pad, of rubber	29	582	2.131	18.845
4016997000 Structural bearings including bridge/bridge bearings, oth than rail pad	2.736	4.247	25.508	116.036
4016998000 Rubber grommets & rubber cover forautomotive wiring harness	32.079	98.667	502.531	1.367.321
4016999000 Oth articles of vulcanised rubber foroth purposed	252.861	831.425	1.813.163	5.166.567
4017000000 Hard rubber in all form,include waste & scrap, articles of hard rubber	24.852	86.453	192.648	483.933
4101200000 Whole hide & skin,weight/skin<8kg(simplydried), 10kg(dry-salt), 16kg(fresh)	384.881	717.172	211.617	350.065
4101500000 Whole hide & skin,of a weight >16 kg	100.228	288.978	58.410	178.188
4101900000 Oth raw hides & skin of bovine/equineanimals	468.784	847.789	174.195	305.195
4102100000 Raw skins of sheep/lambs with wool on	30	183.030	456	139.890
4102210000 Raw skins of sheep/lambs without wool on, pickled	55.203	127.714	168.789	766.673
4102290000 Oth raw skins of sheep/lambs withoutwool on, not pickled	1.176	89.386	16.305	70.610
4103200000 Raw hide & skin of reptiles	130	680	3.940	19.663
4103900000 Raw hide & skin of oth animal	204.152	308.128	91.579	191.010
4104110010 Bovine leather,vegetable pre-tannedfull grains, wet state	83.079	348.277	373.276	1.054.263
4104110090 Oth tanned/crust hide & skin of bovine,wet state, full grains	630.781	1.993.740	783.214	2.479.162
4104190000 Oth tanned/crust hide & skin of bovine,wet state, not full grains	260.144	781.106	404.115	1.592.579
4104410000 Crust vegetable (semi-tanned) hide &skins, full grains	432.456	944.721	6.068.850	13.695.221
4104490000 Oth crust vegetable (semi-tanned) hide& skin, full grains	176.276	418.791	2.015.072	4.869.510
4105100000 Tanned/crust skins of sheep/lamb,without wool on, in the wet state	27.279	153.287	259.298	1.352.877
4105300000 Tanned/crust skins of sheep/lamb,without wool on, in dry state	1.217	7.366	72.410	371.795
4106210000 Tanned/crust hide & skin of goat/kid,in the wet state	0	734	0	6.750
4106310000 Tanned/crust hide & skin of swinein the wet state	0	10	0	145
4106320000 Tanned/crust hide & skin of swinein the dry state	2.005	6.041	45.490	133.166
4106920000 Oth tanned/crust hide & skin of oth,animals in the dry state	9.799	22.885	948.991	2.290.351
4107110000 Whole hides&skins,full grains,unsplitsof bovine/equine animals	52.952	156.931	1.008.054	2.948.724
4107120000 Whole hides & skins,grains splits,ofbovine/equine animals	51.740	80.986	986.477	1.289.476
4107190000 Oth whole hides & skins,of bovine/equine animals, in oth form	192.730	495.552	3.657.895	7.995.092
4107910000 Oth whole hide & skin,including side,ofbovine/equine animals, full grains	8.131	62.922	206.869	1.257.566
4107920000 Oth whole hide & skin,including side,ofbovine/equine animals, grain splits	130.600	168.751	1.215.484	2.127.744
4107990000 Oth whole hide & skin,including side,ofbovine/equine animals, in oth forms	180.906	361.621	1.019.851	2.599.670
4112000000 Leather further prepared after tanning,oth than leather of heading 41.14	34.885	73.778	700.671	1.290.916
4113100000 Leather further prepared after tanning,of goats or kids	13.018	54.013	450.448	1.971.373
4113200000 Leather further prepared after tanning,of swine	17.949	81.163	199.719	1.077.829
4113300000 Leather further prepared after tanning,of reptiles	85	122	27.413	47.807
4113900000 Leather further prepared after tanning,of oth animals	2.418	18.352	57.426	424.093
4114100000 Chamois (including combinationchamoss leather	34.809	80.154	270.400	453.182
4114200000 Patent leather & patent laminatedleather, metalised leather	63.994	240.603	754.445	3.075.012
4115100000 Composition leather with basis ofleather in slabs, sheets/strip	3.221	49.718	96.899	844.768
4115200000 Paring&oth waste/of composition leather,not suitable for manuf. of leather artic	0	73	0	228
4201000000 Saddlery & harness for any animalof any materials	3	10	521	603
4202111000 School satchel,with outer surface ofleather, compositons/patent leather	44.400	46.058	61.037	79.489
4202111000 Trunk,suit,vanity,executive,brief-caseswith outer surface of leather	17.924	39.778	155.694	1.299.002
4202121000 School satchel,with outer surface ofplastics/textile materials	7.179	16.734	20.219	36.689
4202129000 Trunk,suit,vanity,executive,brief-casesw out surface of plastics/textile mat.	249.779	774.373	893.024	2.748.014
4202191000 School satchel,trunk,suit,vanity,brief,of wood, iron, steel or zinc	0	2.129	0	10.543
4202199000 School satchel,trunk,suit,vanity,brief,ot oth materials	75.379	228.206	203.615	659.878
4202210000 Hand bag with outer surface of leatheror of patent leather	46.270	96.515	330.078	1.180.580
4202220000 Hand bag with outer surface of plasticsheeting or of textile materials	118.912	318.292	973.436	2.448.103
4202290000 Hand bag with other outer surface	138.133	397.511	382.373	1.184.695
4202310000 Artcl in pocket/hand bag with outersurface of leather or of patent leather	25.098	56.210	284.472	548.781
4202320000 Artcl in pocket/hand bag with outersurface of plastics or of textile	22.540	46.969	163.798	448.182
4202390000 Article of kind normally carried pocketor in handbag with outer srfc of other	19.886	63.489	95.327	221.551
4202911000 Sport bags,with outer surface of leathercomposition leather/of patent leather	1.741	1.795	24.436	24.761
4202919000 Oth artcls with outer surface of leatheror of patent leather	5.329	14.565	46.986	320.152
4202921000 Bowling bags with outer surface ofplastic or of textile materials	302	1.553	4.961	22.982
4202929000 Other articles with outer surface ofplastic or of textile materials	16.002	54.519	169.895	592.350
4202991000 Bags, with outer surface of copper	0	86	0	333
4202999000 Oth than trunk, suit-cases,handbags,& similar containers	48.472	134.841	101.249	367.182
4203100000 Articles of apparelof leather or of composition leather.	4.133	8.489	109.551	232.706
4203210000 Gloves,mittens & mitts speciallydesigned for use in sports of leather	2.335	8.659	32.221	57.079
4203291000 Protective work gloves of leather orof composition leather	11.199	28.633	72.100	198.904
4203299000 Oth gloves, mittens & mitts of leatheror of composition leather	5.370	10.451	16.313	45.097
4203300000 Belts & bandoliers of leatheror of composition leather	26.393	139.118	227.609	616.094
4203400000 Oth clothing access of leatheror of composition leather	1.722	13.525	15.318	207.454
4205001000 Oth articles of leather or ofcomposition leather, boot laces ; mats	5.043	21.115	96.086	245.923
4205002000 Oth articles of leather,industrial safety belt & harnesses	5.140	16.584	11.081	43.874
4205003000 Leather strings or cords for jewelry orfor personal adornment	6.605	18.228	17.512	50.072
4205004000 Oth articles of leather/of compositionleather of a kind used in machinery	0	102	0	3.721
4205009000 Oth articles of leather oth thanboot laces,safety belt & leather string	7.008	10.180	33.582	100.737
4206000000 Articles of gut of goldbeaters skinof bladders or of tendons	0	108	0	1.144



**I.3. IMPOR MENURUT KOMODITI / IMPORT BY HS COMMODITY**  
**\*\*\* MARET / MARCH 2009 \*\*\***

H S Uraian Komoditi Commodity Description	Berat Bersih / Net Weight (Kg)		Nilai / Value C.I.F (US\$)	
	Bulan ini Current Month	Kumulatif Cum. Jan. to date	Bulan ini Current Month	Kumulatif Cum. Jan. to date
4301100000 Raw furskins of mink, whole, with or without head, tail or paws	166	615	3.040	12.684
4302190000 Tanned or dressed furskins, oth than of mink & of lamb	241	241	7.367	7.367
4302300000 Tanned or dressed furskins, whole skins & pieces or cuttings thereof assembled	1	1	15	15
4303100000 Articles of apparel, clothing access of furskin	0	2.403	0	31.855
4304002000 Article for indust purposes of artificial fur	493	493	18.987	18.987
4304009900 Artificial fur & articles thereof oth article find purposes & sport bags	577	733	3.394	5.252
4401100000 Fuel wood, in logs, in billets, in twigs faggots or in similar forms	0	55.070	0	55.692
4401210000 Coniferous, wood in chips or particles	0	9.021	0	6.826
4401220000 Non-coniferous	2.520	2.520	1.449	1.449
4401300000 Sawdust & wood waste & scrap, whether or not agglomerat in logs, briquet, pellet	291.514	442.290	115.668	165.034
4402900000 Wood charcoal (including shell or nut charcoal), of oth than bamboo	0	15.669	0	36.275
4403101000 Baulks, wood in the rough, treated with paint, stains, creosote/oth preservatives	275	74.953	5.349	93.017
4403109000 Oth baulk, sawlog, pit-props, poles, pile treated with paint	923.151	2.468.229	390.668	1.156.625
4403209010 Coniferous, oil damar, pulpwood	0	1.505	0	10.110
4403209090 Oth wood in the rough	0	70.015	0	37.395
4403411000 Baulks of dark red meranti, light red meranti & meranti bakau	0	102.049	0	56.654
4403419090 Oth pulp, baulk, of dark red meranti light red meranti & meranti bakau	145.645	282.877	5.799	15.946
4403491000 Oth baulks of dark red meranti light red meranti & meranti bakau	0	6.665	0	9.863
4403499010 Pulpwood of oth tropical wood	0	30.244	0	78.330
4403911000 Baulks, sawlogs and veneer logs of oak	234.342	281.139	134.982	157.382
4403919090 Oth pulp, baulk, sawlog, pit props, poles of oak	690.500	2.119.966	230.793	793.296
4403921000 Baulks, sawlogs and veneer logs of beech	0	69.000	0	15.928
4403929090 Oth pulp, baulk, sawlog, pit props, pole of beech, oth thn pulpwood	0	64.750	0	38.154
4403991000 Baulks, oth meranti, beech, oak, tropical wood, ramin, keruing, kapur	0	206	0	42.610
4403999090 Oth pulp, baulk, sawlog, pit props, poles of meranti, tropic wood, ramin, keruing, kapur	719.326	1.279.241	90.939	179.729
4404200000 Hoopwood, split poles, piles, picket & the like of non coniferous	40.800	70.450	6.528	14.169
4405000000 Wood wool, wood flour.	162.780	218.046	98.208	212.734
4406900000 Railway or tramway sleepers (cross-ties) of wood impregnated	41.250	41.250	20.223	20.223
4407100010 Coniferous, planed of a thickness > 6mm	669.966	2.458.590	516.550	1.634.347
4407100020 Coniferous, sanded or end jointed thickness > 6mm	0	25.900	0	21.418
4407100090 Coniferous, oth sanded or end jointed & planed, thickness > 6mm	4.205.939	12.544.619	2.480.059	8.233.410
4407210010 Mahogany, planed, thickness > 6mm	4.333	4.333	13.500	13.500
4407210020 Mahogany, sanded or end jointed thickness > 6mm	0	22.640	0	34.633
4407210090 Mahogany, oth planed, sanded end jointed, thickness > 6mm	0	33.390	0	75.196
4407220090 Virola, imbuia & balsa, oth planed, sanded or end jointed, thickness > 6mm	0	335	0	296
4407251010 Dark meranti/light red meranti, planed thickness > 6mm	342.804	915.187	347.791	948.477
4407251090 Dark meranti/light red meranti, oth planed, sanded thickness > 6mm	1.148.713	5.578.376	689.020	2.776.550
4407260090 White lauan, meranti, seraya, yellow meranti, alan, oth planed & sanded, thick > 6mm	14.703	14.777	10.451	10.656
4407280090 Iroko other planed, sanded or end jointed, thickness > 6mm	0	87.817	0	101.497
4407291110 Wood, planed of jelutong thickness > 6mm	0	22.178	0	16.473
4407293900 Kempas oth planed & sanded or end jointed, thickness > 6mm	25.095	72.114	28.131	76.578
4407295900 Ramin wood, oth planed & sanded or end jointed, thickness > 6mm	0	1	0	3.864
4407296120 Teak wood sanded or end-jointed, thickness > 6mm	17.849	17.849	32.208	32.208
4407296900 Teak wood, oth planed & sanded or end jointed, thickness > 6mm	155.689	163.853	203.765	216.849
4407297010 Balau wood, planed thickness > 6mm	0	302	0	562
4407297090 Balau wood, oth planed & sanded or end jointed, thickness > 6mm	23.500	23.500	17.967	17.967
4407298090 Mengkulang wood, oth planed & sanded or end jointed, thickness > 6mm	0	5.858	0	4.556
4407299900 Oth tropical wood, oth sanded or end jointed & planed, thickness > 6mm	510.201	912.314	631.466	884.752
4407910010 Oth of oak wood, planed thickness > 6mm	117.566	264.264	82.349	168.244
4407910020 Oth of oak wood, sanded or end jointed, thickness > 6mm	0	22.596	0	21.135
4407910090 Oth of oak wood, oth planed & sanded or end jointed, thickness > 6mm	792.829	4.354.487	614.187	3.136.411
4407920020 Oth of beech wood, sanded or end jointed, thickness > 6mm	0	57.695	0	57.682
4407920090 Oth of beech wood, oth planed & sanded or end jointed, thickness > 6mm	95.000	468.562	62.584	292.726
4407930010 Oth of maple wood, planed thickness > 6mm	43.947	79.905	106.139	192.522
4407930020 Oth of maple wood, sanded or end jointed, thickness > 6mm	0	51.179	0	131.519
4407930090 Oth of maple wood, oth planed & sanded or end jointed, thickness > 6mm	221.055	598.726	321.084	554.937
4407950020 Oth of ash wood, sanded or end jointed, thickness > 6mm	0	5.270	0	6.358
4407950090 Oth of ash wood, oth planed & sanded or end jointed, thickness > 6mm	117.302	136.553	253.837	282.441
4407990010 Oth wood sawn or chipped lengthwise, sliced or peeled, planed thickness > 6mm	682.781	1.388.746	316.296	559.627
4407990020 Oth wood sawn or chipped lengthwise, sanded or end jointed thikness > 6mm	0	88.900	0	96.480
4407990090 Oth wood sawn or chipped lengthwise, planed or sanded thikness > 6mm	2.312.145	7.277.960	1.609.786	5.299.795
4408101000 Cedar wood slats prepared for pencil manufact; radiata pinewood for blockboard	26.231	154.439	131.296	448.556
4408103000 Face veneer sheets, coniferous	358.930	406.800	228.577	280.255
4408109000 Coniferous, oth cedar wood slats, face veneer sheets	88.821	464.808	118.908	485.991
4408310000 Dark red meranti, light red meranti and meranti bakau of the tropical wood	94.000	268.613	45.000	155.182
4408399000 Oth jelutong wood and oth wood prepared for pencil manufact	182.993	520.132	336.570	907.817
4408900000 Oth sheets for veneering and of the tropical wood of thickness < 6 mm	219.894	945.279	481.740	1.671.100
4409100000 Coniferous wood cotin shaped	228.294	228.294	204.869	204.869
4409210000 Non coniferous wood cotin shaped of bamboo	0	20.337	0	17.912
4409290000 Oth non coniferous oth teak strips friezes for parquet flooring	31.034	128.955	50.656	156.109
4410110000 Particle board & similar board of wood	7.120.142	21.640.286	1.553.668	5.049.274
4410120000 Oriented strand & wafer board of wood	8	139.960	141	55.886
4410190000 Oth particle board, oriented strand board (osb) of wood	805.482	3.671.480	370.866	1.514.021

**I.3. IMPOR MENURUT KOMODITI / IMPORT BY HS COMMODITY**  
**\*\*\* MARET / MARCH 2009 \*\*\***

H S Uraian Komoditi Commodity Description	Berat Bersih / Net Weight (Kg)		Nilai / Value C.I.F (US\$)	
	Bulan ini Current Month	Kumulatif Cum.Jan. to date	Bulan ini Current Month	Kumulatif Cum.Jan. to date
4410900000 Particle board & similar board of other ligneous materias	256.961	1.444.302	80.238	520.759
4411120000 Medium density fibreboard (mdf) of a thickness < 5mm	1.558.711	5.382.516	627.048	2.351.831
4411130000 Medium density fibreboard (mdf) of a thickness > 5mm and < 9 mm	226.447	791.357	104.654	378.341
4411140000 Medium density fibreboard (mdf) of a thickness > 9 mm	1.647.566	5.669.003	549.515	2.117.682
4411920000 Oth fibreboard of a density >0.8g/cm3	549.675	1.889.104	247.939	917.022
4411930000 Oth fibreboard of 0,5g/cm<density<0,8g/cm3	863.728	1.816.383	409.174	876.838
4411940000 Oth fibreboard of a density <0.5g/cm3	249.437	631.684	80.053	242.923
4412100000 Plywood,veneered panel&similar laminated of bamboo	12.313	132.731	133.899	205.063
4412310000 Oth plywood,each thick.<6mm with atleast one outer ply of tropical wood	63.207	281.830	67.222	340.862
4412320000 Oth plywood,each thick.<6mm with atleast one outer ply of non coniferous	89	89	9.685	9.685
4412390000 Oth plywood consisting solely of sheets of wood of each thick < 6 mm	676.012	1.565.874	390.990	1.017.696
4412940000 Oth plywood of blockboard,laminboard and battenboard	9.704	72.002	8.586	57.300
4412990000 Veneered panels&similar w/at least one other wood	848.788	2.220.245	505.656	1.371.083
4413000000 Densified wood, in blocks,plates,strips of profile shapes.	20.658	55.901	91.731	158.011
4414000000 Wooden frames for paintings, photo-graphs mirrors or similar objects.	7.979	38.773	38.924	72.254
4415100000 Cases, boxes, crates, drums & similar packings; cable-drums	29.609	578.496	15.298	274.887
4415200000 Pallets,box pallets& other load boards;pallet collars	40.914	333.168	49.859	422.219
4416009000 Casks,barrels,vats,tubs&other coopers products & parts thereof, of wood	272	997	2.243	5.578
4417000000 Tools,tool bodies,tool handles,broom or brush bodies & handles, of wood	78.454	212.455	145.772	430.085
4418100000 Windows,french-windows&their frames of wood	0	1.787	0	4.000
4418200000 Doors & their frames & threshold of wood	15.052	39.764	15.870	57.363
4418400000 Shuttering for concrete construal work of wood	0	387	0	864
4418500000 Shingles & shakes of wood	12	4.126	69	9.266
4418600000 Posts and beams of wood	339	5.152	301	11.073
4418710000 Assembled flooring panels for mosaic floors of wood	104	104	687	687
4418790000 Oth assembled flooring panels of wood	11.406	260.085	21.922	208.944
4418909000 Other builders joinery & carpentry of wood	346.933	903.836	407.346	895.712
4419000000 Tableware and kitchenware, of wood.	10.121	23.481	13.515	59.188
4420100000 Statuettes & oth ornaments, of wood	192	8.102	2.040	38.102
4420901000 Wooden articles of furniture not falling in chapter 94	3.891	6.761	1.658	16.310
4420909000 Oth wood marquetry and inlaid,casket and similar articles of wood	8.744	50.192	62.052	403.034
4421100000 Clothes hangers of wood	19.235	99.428	86.480	417.044
4421901000 Spools, cops & bobbins, sewing threadreels and the like of wood	150	2.842	2.067	17.132
4421903000 Wooden pegs or pins for footwear	0	14.251	0	7.020
4421904000 Candy-sticks, ice-cream sticks & icecream spoons	28.518	93.148	23.550	70.468
4421907000 Fans & handscreens, frames & handles of wood	9.534	11.614	13.699	15.210
4421908000 Toothpicks of wood	41.104	82.092	32.918	54.962
4421909100 Horse and bullock gear of wood	146	146	1.740	1.740
4421909200 Prayer beads of wood	1.109	1.561	820	6.128
4421909900 Other wooden articles	30.592	92.208	278.869	489.884
4501100000 Natural cork, raw or simply prepared	482	1.054	2.121	5.538
4501900000 Waste cork; crushed, granulated or ground cork.	62	2.460	2.046	18.565
4502000000 Natural cork,debarked or roughly squared or in rectangular (includ square) blocks	2.418	5.146	4.956	10.588
4503100000 Corks and stoppers	8	1.025	86	12.156
4503900000 Other articles of natural cork.	4.993	8.709	12.034	17.989
4504100000 Blocks, plates, sheets & strip; tiles of any shape; of agglomerated cork	12	2.763	284	21.611
4504900000 Other articles of agglomerated cork	16.576	55.649	55.425	136.238
4601210000 Mats, matting and screens of vegetable materials of bamboo	813	14.181	1.753	13.453
4601220000 Mats, matting and screens of vegetable materials of rattan	0	63	0	28
4601290000 Oth mats,matting & screens of vegetable material	10.288	10.489	33.470	34.586
4601921000 Plaits and similar products of plaiting material of bamboo	0	16.809	0	29.838
4601929000 Other products of bamboo	1.879	2.009	2.342	2.403
4601941000 Plaits and similar products of plaiting material of vegetable materials	27	125	689	2.010
4601949000 Other products of vegetable material	0	170	0	13.587
4601991000 Mats and matting of other material	94	3.348	427	19.191
4601992000 Plaits & similar products of plaiting of other material	6.441	7.104	32.564	41.371
4601999000 Screens of other material	17.949	22.586	20.048	31.358
4602110000 Basketwork, wickerwork & other articles, of vegetable material of bamboo	1.369	6.974	4.601	27.250
4602120000 Basketwork, wickerwork & other articles, of vegetable material of rattan	0	46	0	147
4602190000 Basketwork, wickerwork & other articles, other vegetable material	33	7.062	1.360	10.588
4602900000 Basketwork, wickerwork & other articles, of other materials	1.289	3.076	6.934	17.406
4701000000 Mechanical wood pulp.	7.565.008	22.872.525	3.137.484	10.059.699
4702000000 Chemical wood pulp, dissolving grades.	6.259.199	40.814.732	4.753.289	34.933.880
4703110000 Chemical wood pulp, soda, oth than dissolving grades, unbleached, coniferous	934.177	3.448.049	589.694	2.343.865
4703210000 Chemical wood pulp, soda, oth than dissolving grades, bleached, coniferous	36.327.035	82.012.715	17.936.531	43.120.571
4703290000 Chemical wood pulp, soda, oth than dissolving grades, bleached, non coniferous	5.667.092	12.814.667	2.705.787	6.786.096
4704110000 Chemical wood pulp, sulphite, oth than dissolving grades, unbleached, coniferous	973.850	1.458.091	398.983	631.618
4704210000 Chemical wood pulp, sulphite, oth than dissolving grades, bleached, coniferous	381.597	2.308.748	272.391	1.743.013
4704290000 Chemical wood pulp, sulphite, oth than dissolving grades, bleached, non coniferous	7.008	9.109	12.993	17.870
4705000000 Wood pulp obtained by a combination of mechanical & chemical pulping process	2.453.168	5.833.648	1.026.388	2.719.808
4706100000 Cotton linters pulp	120.868	248.880	314.759	985.903
4706200000 Pulps of fibres derived from recovered (waste & scrap) paper or paperboard	10	17	380	918
4706300000 Pulps of fibres derived from recovered of oth than bamboo	0	76	0	856

**I.3. IMPOR MENURUT KOMODITI / IMPORT BY HS COMMODITY**  
**\*\*\* MARET / MARCH 2009 \*\*\***

H S Uraian Komoditi Commodity Description	Berat Bersih / Net Weight (Kg)		Nilai / Value C.I.F (US\$)	
	Bulan ini Current Month	Kumulatif Cum.Jan. to date	Bulan ini Current Month	Kumulatif Cum.Jan. to date
4706910000 Mechanical pulps of fibres derived fromrecovered paper or paperboard	316.603	624.688	193.485	377.722
4706920000 Chemical pulps of fibres derived fromrecovered paper or paperboard	156.984	254.328	453.226	746.192
4707100010 Unbleached kraft paper or paperboardfor paper making purposes	122.952.611	282.173.946	13.038.454	27.621.598
4707200010 Oth paper,bleached chemical pulp,notcolored, for paper making purposes	315.400	1.698.199	71.283	474.406
4707200090 Oth paper,bleached chemical pulp,notcolored, for oth purposes	292	444	1.286	2.423
4707300010 Paper made mainly of mechanical pulpfor paper making purposes	75.595.693	178.100.150	9.798.293	22.793.239
4707900010 Other paper, unsorted waste & scrap,for paper making purposes	19.649.405	47.711.674	1.454.856	3.595.928
4801001000 Newsprint, in rolls or sheets.weighing not more than 55 g/m2	47	87	557	1.274
4801009000 Newsprint, in rolls or sheets.weighing more than 55 g/m2	113.561	229.687	95.293	209.765
4802100000 Hand-made paper and paperboard	4.387	8.876	14.270	60.081
4802200000 Paper and paperboard of a kind used asfor photo sensitive,heat-sensitive	9.746	168.744	10.012	220.407
4802400000 Wallpaper base	1.781	42.704	9.737	85.603
4802541000 Paper,no fibres used in manufac gypsboard computercards,weight <40g/m	570	6.787	10.282	80.709
4802549010 Aluminium base paperweighing<20gm2 in rolls >15cm	1.880	29.122	7.217	64.551
4802549090 Oth carbonising base paperweighing<20gm2 in rolls >15cm	24.549	72.021	47.286	197.803
4802552100 Fancy paper and paperboard,in rolls of width of =< 15 cm	117	318	832	948
4802552900 Fancy paper and paperboard,other than in roll of with of >15cm	0	110	0	580
4802559000 Paper,no fibres, for other purpose40< weight <150 g/m,roll	301.488	688.738	371.350	1.138.475
4802562100 Fancy paper and paperboard,in rectangular =<36cm oth side =15cm	10	11	669	671
4802562900 Oth fancy paper & paperboard	0	930	0	1.991
4802569000 Paper,no fibres, for other purpose40< weight <150 g/m,sheet	2.690	2.880	9.475	10.968
4802570000 Other paper & paperboard, weight>40g/m2and =< 150g/m2	88.557	359.192	99.025	313.764
4802582100 Fancy paper and paperboard,in roll width<=15cm/in rectang sheet<36cm&othside	5	5	46	46
4802589000 Oth paper,no fibres, for other purposeweight >150 g/m	696.353	1.460.681	445.227	873.167
4802619000 Paper,fibres>10%,oth aluminium paper,banknotes,printing,writing,in rolls	53.923	623.488	40.537	632.453
4802629000 Oth paper,fibres, for other purpose,in sheets with 435< one side <297mm	0	95	0	178
4802690000 Oth paper,fibres, for other not purpose,of fibres>10%, paper in roll	111.282	987.598	128.648	1.046.532
4803003000 Cellulosewadding not further worked thanbeing color,marble throughout the mas:	1.912	3.615	15.772	29.149
4803009000 Oth cellulosa wading & tissue paper fortoilet/facial tissue stock&similar paper	224.640	387.578	428.563	853.148
4804111000 Kraftliner paper&paperboard,in rolls orsheets,unbleached	33	23.413	590	46.311
4804119000 Kraftliner paper&paperboard,in rolls orsheets,bleached	2.349.910	6.345.229	948.713	3.288.328
4804191000 Kraftliner paper&paperboard, oth thanof kind used in mnftre of gipsium boards	0	23.104	0	47.069
4804199000 Oth kraftliner paper&paperboard	507.097	1.860.483	226.643	1.026.635
4804211000 Sack kraft paper for making cement bagin rolls or sheets,unbleached	3.047.968	15.282.247	2.822.246	15.238.347
4804219100 Sack kraft paper for making cement bagin rolls or sheets,bleached	57.592	57.843	52.604	56.841
4804219900 Oth sack kraft paper for making cementbag in rolls or sheets,unbleached	109.236	526.506	69.969	344.273
4804291000 Composite papers, in rolls or sheets	124.831	148.836	63.143	82.987
4804299000 Oth composite papers, in rolls or sheets	237.408	806.358	361.342	545.347
4804311000 Elect grade insulating kraft paper,weighing 150 g/m,unbleached	1.260	5.246	19.508	60.801
4804319000 Other kraft paper & wet strenghtweighing 150 g/m,unbleached	717.336	1.607.047	567.103	1.420.922
4804391000 Adhesive tape,40-60g,used in mnfact.weight <= 150g/m2,bleached	71.599	186.752	59.063	171.922
4804399000 Adhesive tape,40-60g,not used inmnfact.,weigh <= 150g/m2,bleached	81.083	224.738	106.746	304.042
4804419000 Oth elect grade insulating kraft paper,150<weighing <225 g/m,unbleached	153.189	506.458	101.798	324.002
4804420000 Bleached uniformly throughout the mass&>95% wood fibres,150<weigh<225 g/m	46.681	317.037	104.324	608.084
4804490000 Other kraftpaper& paperboard150<weighing< 225 g/m	48.065	250.120	50.622	235.408
4804511000 Elect grade insulating kraft paper,pressboard weighing >600g/m,unbleached	96	2.698	792	2.720
4804519000 Oth wet strenght 40g to 60g,for plywoodadhesive tape,weigh>225g/m,unbleache	411	282.033	3.481	164.748
4804529000 Bleached oth of kind used in themnft of gypsum boards	34.666	88.991	16.193	34.332
4804590000 Other kraftpaper& paperboardweighing 225 g/m or more	107.783	264.843	99.447	233.885
4805110000 Uncoated paper&paperboard,semichemicalfluting paper,rolls or sheets	407.818	983.088	93.363	1.277.785
4805191000 Uncoated paper&paperboard,oth flutingpaper	324.140	904.728	118.432	419.536
4805199000 Oth uncoated paper and paperboard,in rolls or sheets	1.463.360	3.744.157	436.510	1.414.222
4805240000 Uncoated paper&paperboard,testlinerweighing 150 g/m2 or less	997.128	1.250.758	247.491	304.046
4805251000 Uncoated paper&paperboard,testlinerweighing >= 150 g/m2	227.447	468.041	69.197	165.197
4805259000 Uncoated paper&paperboard,testlineroth of weighing >= 150 g/m2	327.687	500.621	157.543	255.855
4805309000 Paper,sulphite wrapping paper,oth colored match wrapping paper	7.292	18.081	7.022	38.680
4805400000 Filter paper and paperboard	211.358	418.758	670.674	1.493.978
4805500000 Felt paper and paperboard	628	1.568	6.886	14.446
4805911000 Paper used as packing of flat glassproduct, resin<0,6%,wg<150g/m	254	1.113	1.424	11.520
4805919000 Uncoated paper&paperboard,oth blotting,&joss paper,weighing150g/m or less	328.978	565.600	198.091	418.449
4805929000 Uncoated paper&paperboardof oth 150<weighing<225g/m	881.215	2.287.257	461.183	3.390.615
4805931000 Multi-ply paper and paperboardof weighing > 225g/m2	53.473	90.201	23.565	51.004
4805939000 Uncoated paper&paperboard,of other weighing > 225g/m2	268.996	546.873	179.023	415.499
4806100000 Vegetable parchment	37.264	93.985	88.228	239.837
4806200000 Greaseproof papers	84.755	291.168	193.400	438.046
4806300000 Tracing papers	171	15.652	2.063	19.924
4806400000 Glassine and other glazed transparentor translucent papers	481.634	1.535.193	1.022.620	3.174.773
4807000000 Composite paper and paperboard notsurface-coated or impregnated	1.139.133	2.289.241	579.118	1.223.114
4808100000 Corrugated paper&paperboard,whether ornot perforated,in rolls or sheets	72.064	523.579	52.239	407.110
4808200000 Sack kraftpaper,creped,crinkled,whether,not embossed or perforat,rolls or sheets	0	14.373	0	82.195
4808300000 Oth kraftpaper,creped or crinkle,whetheror not embossed or perforated	41.851	74.723	55.380	152.906
4808901000 Paper&paperboard,embossed paperfancypaper used printing,cover,lining	466	1.275	2.876	11.958
4808909000 Paper&paperboard,oth embossedfancypaper used printing,cover,lining	28.127	109.624	108.645	239.824

**I.3. IMPOR MENURUT KOMODITI / IMPORT BY HS COMMODITY**  
**\*\*\* MARET / MARCH 2009 \*\*\***

H S Uraian Komoditi Commodity Description	Berat Bersih / Net Weight (Kg)		Nilai / Value C.I.F (US\$)	
	Bulan ini Current Month	Kumulatif Cum. Jan. to date	Bulan ini Current Month	Kumulatif Cum. Jan. to date
4809200000 Self-copy paper	63.180	66.970	70.151	74.734
4809900000 Other self-copy paper	55.669	192.840	170.113	448.923
4810134000 Paper&paperboard for photo,heat,elect.in rolls papers of width <15cm	682	1.244	3.370	9.837
4810135000 Paper&paperboard for photo,heat,elect.in rolls papers of oth width <15cm	3.076	4.257	14.105	22.656
4810139010 Banknotes paper, in rollsof a width <= 15 cm	244	45.398	1.585	453.425
4810139090 Oth coated writing and printing paperbanknotes paper,in rolls	1.076.680	3.396.875	1.095.206	3.348.845
4810145000 Paper&paperboard for photo,heat,elect.sensitive 297<one side<435mm,in sheet	3	3	76	76
4810146000 Paper&paperboard for photo,heat,elect.of width < 15cm	1.285	3.373	6.065	14.482
4810149090 Oth coated writing &printing paperbanknotes paper,in sheets	0	11.203	0	9.070
4810190090 Oth banknotes paper,coated writing&printing paper, one side>435mm	107.772	243.252	243.488	1.325.525
4810223000 Paper&paperboard for photo,heat,elect.sensitive,light weight coated paper	1.169	67.667	2.284	72.516
4810229000 Oth aluminium paper base, light-weigtcoated paper	241.053	1.018.877	495.027	1.581.828
4810294000 Oth paper&paperboard for photo,heat,.elect oth light weight coated paper	81	81	420	420
4810295000 Oth paper&paperboard, oth in rollof a width 15cm<one side<36cm,unfolded	0	2	0	224
4810299000 Oth aluminium paper base and artpaper oth light weight coated paper	118.893	325.405	129.743	369.699
4810313000 Kraftpaper,for separate batery plate,width<=15cm,15cm<side>36cm,unbleached	0	7	0	255
4810319000 Kraft paper,paperboard, not for writing,printing, other grafic purp, <=150 g/m2	69.744	86.479	59.348	76.016
4810329000 Kraft paper,paperboard, not for writing,printing, other grafic purp, >150 g/m2	59.983	756.172	62.281	697.557
4810392000 Paper as interleaf mtrl in proc batteryroll < 15cm, rect < 15 x 36 cm2	810	6.587	1.510	54.445
4810399000 Kraft paper and paperboard in other size	57	67.374	542	75.956
4810921000 Gray backboard, multi ply	18.562	34.777	9.926	19.921
4810923000 Paper colored for computer card,oth multi ply	6	6	22	22
4810929000 Oth paper colored for computercard & gray backboard, multi ply	229.178	568.233	127.108	449.660
4810999000 Oth paper colored for computer card,oth multi ply	147.435	436.416	353.731	877.111
4811101000 Tarred, bituminised/asphalted paper &paperboard, in roll <15cm, rect<15x36cm2	480	5.418	6.464	41.585
4811109000 Tarred, bituminised/asphalted paper &paperboard, in other size	60.830	163.781	146.524	431.654
4811411000 Gummed or adhesive paper&paperboard,self-adhesive	117.586	491.102	386.190	1.343.562
4811419000 Gummed or adhesive paper&paperboard,oth self-adhesive	653.777	1.549.358	1.034.424	2.612.895
4811491000 Oth gummed or adhesive paper&paperboardself-adhesive	23.792	49.304	36.572	160.658
4811499000 Oth gummed or adhesive paper&paperboardoth self-adhesive	203.527	1.091.700	370.262	1.593.359
4811511000 Paper coated,impregnated or coveredwith plastic, bleached,wg>150g/m	0	2.162	0	2.032
4811512000 Paper coated,impregnated or coveredoth in sheets 15<oneside<36cm unfolded	55	55	1.302	1.302
4811519000 Paper coated,impregnated or coveredwith plastic, unbleached,wg>150g/m	156.686	806.272	213.032	1.133.402
4811591000 Paper coated,impregnated or coveredoth for mnftre of papercup bottoms	16.702	42.469	138.309	273.888
4811592000 Oth paper coated,impregnated or coveredand with a lining of aluminium foil	794.632	2.490.365	2.292.674	6.054.166
4811599000 Oth paper coated,impregnated or coveredwith plastic,oth bleached,wg>150g/m	459.328	744.173	1.115.410	2.181.006
4811601000 Paper coated,impregnated or coveredwith wax,paraffin,stearin,oil,glycerol	434	1.769	5.138	21.626
4811609000 Paper coated,impregnated or coveredwith oth wax,paraff,stearin,oil,glycerol	93.562	328.956	108.628	542.105
4811903000 Oth paper, paperboard,cellulose waddingweb of cell fibr roll<15cm,rect<15x36cm	628	20.509	2.331	28.426
4811909000 Oth paper, paperboard,cellulose waddingweb of cell fibres other size	657.865	1.565.610	1.814.601	4.961.171
4812000000 Filter blocks,slabs&plates,of paperpulp	5.818	7.986	28.235	50.086
4813100000 Cigarette paper,in the form of booklets or tubes	40.500	61.171	222.006	308.254
4813200000 Cigarette paper,in the form in rolls ofa width not exceeding 5 cm	334.789	907.070	1.185.433	3.657.663
4813900000 Cigarette paper,oth in the of booklets,tubes & in rolls	732.015	1.984.043	3.043.096	7.816.304
4814200000 Wallpaper&similar wall coverings,the face side,with a grained,embossed,	65.251	241.159	126.488	406.165
4814900000 Wallpaper&similar wall coverings,oth with transparant protective plastics	291.796	571.549	587.254	1.410.247
4816200000 Self-copy paper (other than of 48.09)	761	16.177	626	24.806
4816900000 Other heat transfer paper & offsetplates of paper	133.173	288.662	350.628	585.503
4817100000 Envelopes	46.875	111.764	156.231	616.785
4817200000 Letter cards,plain postcards andcorrespondence cards	115.863	339.429	103.545	360.922
4817300000 Boxes,pouches,wallets & writingcompendiums,of paper or paperboard,	10.205	15.218	53.725	69.063
4818100000 Toilet paper	5.392	6.823	5.896	11.279
4818200000 Handkerchiefs,cleansing or facialtissues & towels	55.670	93.207	210.197	319.506
4818300000 Tablecloths and serviettes	6.044	10.439	31.304	59.912
4818401100 Napkins & napkin liners for babies &similar sanitary articles	871.197	2.217.432	2.025.519	5.272.541
4818401900 Oth napkins & napkin liners for babies &similar sanitary articles	517.839	62.456.139	1.220.711	6.444.113
4818402000 Sanitary towels,tampons & similararticles	1.668.040	4.029.357	5.671.084	13.628.275
4818500000 Articles of apparel & clothing,surgical face masks	2.166	4.387	14.556	37.398
4818900000 Oth articles of apparel & clothing,oth surgical face masks	233.886	496.968	467.554	1.113.813
4819100000 Cartons,boxes & cases, of corrugatedpaper or paperboard	534.134	1.735.310	1.761.146	4.800.325
4819200000 Boxes, of non corrugated paper &paperboard	2.012.054	4.771.972	6.598.299	15.788.996
4819300000 Sacks&bags,base of a width>40cmfor cement or fertizer packing	393.780	1.149.956	908.391	2.895.384
4819400000 Other sacks and bags, including cones	129.822	538.064	462.200	1.508.617
4819500000 Other packing containers,includ recordsleeves	102.450	863.361	515.299	4.022.131
4819600000 Box files,letter trays,storage boxes&similar articles,used in offices,shops	13.173	41.802	24.755	116.745
4820100000 Registers,account books,note books,receipt books,&similar articles	26.591	73.284	130.449	374.202
4820200000 Exercise books	32.262	50.820	44.490	75.647
4820300000 Binders(other than book covers),folders&file covers	11.620	19.520	31.806	58.995
4820400000 Manifold business forms& interleavedcarbon sets	3.053	5.136	8.292	18.116
4820500000 Albums for samples or for collections	5.209	17.407	13.643	33.266
4820900000 Other exercise book,binders,manifold,albums	83.112	170.670	115.491	314.217
4821101000 Printed,labels that form of packing forjewellery,small objects & the like	95.236	402.045	1.173.384	6.142.938
4821109000 Printed,oth labels that form of packingfor jewellery,small objects & the like	219.548	640.767	3.749.849	9.002.909

**I.3. IMPOR MENURUT KOMODITI / IMPORT BY HS COMMODITY**  
**\*\*\* MARET / MARCH 2009 \*\*\***

H S Uraian Komoditi Commodity Description	Berat Bersih / Net Weight (Kg)		Nilai / Value C.I.F (US\$)	
	Bulan ini Current Month	Kumulatif Cum.Jan. to date	Bulan ini Current Month	Kumulatif Cum.Jan. to date
4821901000 Oth printed,labels that form of packingfor jewellery,small objects & the like	32.577	128.435	284.545	1.103.794
4821909000 Oth printed,oth label that form of packfor jewellery,small objects & the like	177.327	501.312	1.391.949	3.892.519
4822100000 Bobbins,spools,cops&similar of pulpof a kind used for winding textile yarn	592	3.809	2.277	18.640
4822900000 Bobbins,spools,cops&similar of pulpoth of a kind used for wind textile yarn	149.851	264.912	204.656	1.541.429
4823200000 Filter paper in rolls or sheets	206.236	476.290	1.020.722	2.561.781
4823401000 Cardiograph recording paper	1	1.076	118	40.256
4823409000 Oth paper for self recording for otherapparatus	68.877	247.442	381.517	1.401.705
4823690000 Trays,dishes,plates,cups&the like,ofpaper or paperboard of oth than bamboo	53.230	93.740	217.420	340.387
4823700000 Gaskets and washers,moulded orpressed artcles of paper pulp	105.624	145.175	135.595	204.339
4823901000 Other paper, cocooning frames forsilk-worms	14.211	61.098	20.265	180.618
4823902000 Sterilization indicators,not gummed,cocooning frames for silk-worms	470	8.847	1.890	13.612
4823903000 Cup stock board (l.e. polyethylene (pe))in rels of width of less than 10 cm	457	18.672	4.668	28.349
4823904000 Telegraph or teleprinter paper in stripor rolls	749	1.309	4.627	9.033
4823905000 Display cards for jewellery/for smallobjects of personal adornment	64	77	349	362
4823906000 Punched jacquard cards	140	140	332	332
4823907000 Fans&handsscreens,with paper mountsor leaves&frames of any materials	123	919	2.664	64.503
4823909000 Other,cut to size/shape,other than instrips, rolls or sheets	319.032	1.096.381	1.046.468	3.831.929
4901100000 Print books in official language of impctry for educations, in single sheet	18.416	567.134	309.822	3.569.509
4901910000 Dictionaries,wholly/essentially in theofficial language of the import country	9.031	27.750	29.128	66.860
4901991000 Oth educational,wholly/essential in theofficial language of the import country	55.635	190.299	335.543	743.298
4901999000 Oth educational,oth wholly/essential inofficial language of the import country	94.558	372.539	1.035.725	3.320.723
4902100000 Newspapers,journals & periodicalsappearing at least four times a week	14	27	398	841
4902900000 Oth newspapers, journals and periodicals	14.189	32.107	89.804	205.906
4903000000 Childrens picture,drawing or coloringbooks.	6.260	41.196	21.455	167.811
4904000000 Music,printed or in manuscript,whetheror not bound or illustrated.	1.566	4.871	23.029	43.696
4905100000 Maps&hydrographic or similar charts ofall kinds,globes	34	27.299	180	440.864
4905910000 Maps&hydrographic or similar charts ofall kinds,in book form	141	233	536	1.227
4905990000 Maps&hydrographic or similar charts ofall kinds,in other form	1.218	2.951	1.499	2.168
4906001000 Plans&drawings,including photographicreproduct&carbon copies of plans&drawir	3	792	213	16.060
4906009000 Plans & drawings, being originals drawnby hand, hand-written texts	515	703	15.685	96.037
4907001000 Banknotes, being legal tender	0	3	0	3
4907002000 Unused postage stamps	0	3	0	3
4907004000 Stock,share/bond certificates&similardocuments of title; cheque forms	0	7	0	321
4907009000 Other banknotes,unused postage,revenue,stock,share & the like	1.336	3.515	617.400	740.023
4908100000 Transfers (decalcomanias), vitrifiable	43.978	67.393	455.063	1.348.556
4908900000 Oth than transfers (decalcomanias),vitrifiable	29.835	73.868	254.819	665.682
4909000000 Printed/illustrated postcards, cardgreetings, messages/the like	446	824	3.564	6.809
4910000000 Calendars of any kind,printed,includingcalendar blocks.	1.630	7.577	4.195	33.529
4911100000 Trade advertising material, commercialcatalogues & the like	19.948	64.902	157.121	497.414
4911912000 Printedmatter,wall pictures&diagram forinstruct purposes;designs&photograph	2.416	2.982	10.708	15.158
4911913000 Printed matter,oth printed picturesand photographs	369	651	8.735	26.189
4911919000 Printed matter,oth anatomical&botanicaldiagram & wall picture	1.888	13.643	25.743	66.071
4911991000 Printed card for jewellery,small objectperson adornment,carried in the pocket	360	625	3.759	11.961
4911992000 Printed stickers for explosives	0	6	0	107
4911999000 Oth printed matter, oth printed sticker& printed card	15.512	67.512	423.629	798.360
5001000000 Silkworm cocoons suitable for reeling.	103.778	200.541	752.291	1.467.191
5002000000 Raw silk (not thrown).	2.930	9.541	5.123	25.654
5003000000 Silk waste (incl. cocoons unsuitablefor reeling, yarn waste&garneted stock).	1.437	1.717	12.639	13.841
5004000000 Silk yarn(oth than yarn spun fromsilk waste) not put up for retail sale.	21.281	74.651	51.384	222.092
5005000000 Yarn spun from silk waste,not put upfor retail sale.	669	9.719	5.375	150.561
5006000000 Silk yarn & yarn spun from silk waste,put up for retail sale;silk-worm gut.	417	8.250	14.057	31.058
5007100010 Fabrics of noil silk,bleached/unbleached	853	5.064	18.854	132.907
5007100090 Fabrics of noil silk, oth than bleached/unbleached	344	1.667	6.488	50.157
5007200010 Oth fabrics,silk/silk waste >85%,oth than noil silk,bleached/unbleached	4.973	5.463	41.993	50.297
5007200090 Oth fabrics,silk/silk waste >85%,oth than noil silk,oth bleach/unbleach	695	1.285	5.521	15.601
5007900010 Oth fabrics,silk/silk waste < 85%,oth than noil silk,bleached/unbleached	7	1.182	24	7.625
5007900090 Oth fabrics,silk/silk waste < 85%,oth than noil silk,oth bleach/unbleach	2.213	3.492	18.224	44.333
5101110000 Shorn wool, not carded/combed,greasy, including fleece-washed wool	25.668	25.668	27.294	27.294
5101190000 Oth shorn wool, not carded/combed,greasy, including fleece-washed wool	0	4.558	0	29.118
5101290000 Oth shorn wool, not carded/combed,degreased, not carbonised	39.827	118.014	111.899	316.753
5102110000 Fine animal hair,not carded/combedof kashmir (cashmere) goats	2	19.948	18	35.404
5103200000 Oth waste of wool/of fine animal hairincl yarnwaste but excl garnettstock	12.440	12.440	92.514	92.514
5104000000 Garnetted stock of wool/of fine/coarse animal hair.	4	4	164	164
5105100000 Carded wool	0	55	0	594
5105290000 Combed wool not in fragments	79.336	235.363	511.547	1.621.133
5106100000 Yarn,carded, wool > 85% by weightnot put up for retail sale	12.927	24.033	98.776	179.023
5106200000 Yarn,carded, wool < 85% by weightnot put up for retail sale	22.910	141.132	181.297	996.880
5107100000 Yarn,combed, wool > 85% by weightnot put up for retail sale	8.209	9.654	58.042	79.525
5107200000 Yarn,combed, wool < 85% by weightnot put up for retail sale	0	7.949	0	48.989
5109100000 Yarn,wool/animal hair > 85%, for retailsale	0	2	0	12
5110000000 Yarn,coarse animal hair/of horsehairwether not put up for retail sale	77	80	1.074	1.082
5111110000 Woven fabric,carded,wool/animal hair>85%, weight < 300 g/m	2.228	29.595	76.336	618.298
5111190000 Woven fabric,carded,wool/animal hair>85%, weight > 300 g/m	6.859	12.746	43.059	76.522

I.3. IMPOR MENURUT KOMODITI / IMPORT BY HS COMMODITY

\*\*\* MARET / MARCH 2009 \*\*\*

H S Uraian Komoditi Commodity Description	Berat Bersih / Net Weight (Kg)		Nilai / Value C.I.F (US\$)	
	Bulan ini Current Month	Kumulatif Cum.Jan. to date	Bulan ini Current Month	Kumulatif Cum.Jan. to date
5111300000 Woven fabric,carded, wool/animal hairmix. mainly w/made stapel	68.051	68.079	654.554	655.639
5111900000 Woven fabric,carded, wool/animal hairth mixed	0	1.536	0	20.895
5112110000 Woven fabrics,combed wool/animal hair>85%, weight < 200 g/m	11.107	46.178	292.976	1.019.249
5112190000 Woven fabrics,combed wool/animal hair>85%, oth weight > 200 g/m	19.719	105.920	465.679	2.559.475
5112200000 Woven fabrics,combed wool/animal hairmix. mainly w/made filament	1	11.025	88	242.834
5112300000 Woven fabrics,combed wool/animal hairmix. mainly w/made stapel	0	13.907	0	301.486
5112900000 Woven fabrics,combed wool/animal hairth mixed	1.208	15.283	102.444	359.495
5113000000 Woven fabrics of coarse animal hair/of horsehair	3	3.452	8	26.979
5201000000 Cotton, not carded/combed.	38.649.229	95.486.111	52.417.082	139.395.369
5202100000 Cotton waste,yarn waste	5	5.141	45	29.376
5202910000 Cotton waste,garnetted stock	4	4	244	244
5202990000 Oth yarn waste & garnetted stock	46.876	60.312	38.907	192.070
5203000000 Cotton, carded/combed.	123.921	338.383	1.466.511	6.225.645
5204110000 Cotton sewing thread,not for salecont 85%/more by weight of cotton	12.971	103.312	109.681	364.637
5204190000 Cotton sewing thread,not for retail saleoth cont 85%/more of cotton	20.321	124.388	182.268	831.071
5204200000 Cotton sewing thread, for retail sale	67	28.177	852	22.332
5205110000 Single yarn,of uncombed fibres measur714.29 decitex/more, cotton>85%	410.190	1.080.538	744.971	1.798.170
5205120000 Single yarn,of uncombed fibres232<measuring<714.29dec,cotton>85%	193.033	600.095	307.752	978.780
5205140000 Single yarn,of uncombed fibres125<measuring<192.31dec,cotton>85%	73.892	238.924	370.741	1.127.823
5205150000 Single yarn,of uncombed fibres measuring<125dec (>80metric number),cotton>8	0	260	0	3.160
5205210000 Single yarn,of combed fibresmeasuring 714.29dec/more,cotton>85%	194.976	360.539	530.978	982.203
5205220000 Single yarn,of combed fibres232.56<measuring<714.29dec,cotton>85%	220.027	383.653	309.490	501.908
5205230000 Single yarn,of combed fibres192.31<measuring<232.56dec,cotton>85%	2.523	8.715	11.259	55.181
5205240000 Single yarn,of combed fibres125<measuring<192.31dec,cotton>85%	9.704	172.082	58.827	420.065
5205310000 Cable yarn,of uncombed fibres persingle yarn 14.29dec/more,cott>85%	0	21.740	0	70.363
5205320000 Cable yarn,of uncombed fibres persingle yarn 232.56<measur<714.29,cott>85%	20.005	112.447	54.575	354.584
5205350000 Cable yarn,of uncombed fibres persingle yarn<125 (>80 metric), cotton>85%	486	2.108	3.502	16.643
5205410000 Cable yarn,of combed per single yarn714.29 decitex/more(<14metric),cott>85%	0	8.894	0	68.588
5205420000 Cable yarn,of combed per single yarn232.56<measuring<714.29dec,cotton>85%	3.568	3.592	23.907	24.603
5205430000 Cable yarn,of combed per single yarn192.31<measuring<232.56dec,cotton>85%	4	9.748	10	35.460
5205440000 Cable yarn,of combed per single yarn125<measuring<192.31dec,cotton>85%	8.908	32.764	153.205	574.766
5205470000 Cable yarn,of combed per single yarn83.33<measuring<106,38dec,cotton>85%	39	39	369	369
5205480000 Cable yarn,of combed per single yarn<83,33decitex(>120metric),cotton>85%	0	6.528	0	50.070
5206110000 Single yarn of uncombed fibres, 714,29or more (<14 metric),cotton<85%	683	35.615	10.240	125.615
5206130000 Single yarn of uncombed fibres,192.31<measuring<232.56dec,cotton<85%	67	67	1.061	1.061
5206210000 Single yarn, of combed fibres,measure>714.29(not>14 metric),cott<85%	0	18.954	0	26.624
5206220000 Single yarn, of combed fibres,232.56<measure<714,29 dec,cotton<85%	17	6.907	64	42.945
5206230000 Single yarn, of combed fibres,192.31<measuring<232.56dec,cotton<85%	0	4.259	0	27.590
5206240000 Single yarn, of combed fibres125<mesuring<192.31 dec	0	9.458	0	63.613
5206250000 Single yarn,of combed fibres measuring<125 decitex (> 80 metric number)	10	10	1.168	1.168
5206310000 Cabled yarn,of uncombed measuringper single yarn > 714.29 decitex	54	238	283	7.570
5206320000 Cabled yarn,of uncombed persingle yarn232.56<measuring<714.29dec	285	620	2.197	6.086
5206350000 Cabled yarn,of uncombed measuringper single yarn<125(>= 80 metric number)	73	73	1.586	1.586
5206420000 Cable yarn,of combed fibres persingle yarn 232.56<measuring<714,29 decitex	1.279	10.516	20.082	139.245
5206450000 Cable yarn,of combed fibres measuringper single yarn<125decitex (>80 metric)	3	200	56	5.256
5207100000 Cotton yarn(oth than sewing thread) putcont 85%/more by weight of cotton	83	21.972	916	62.843
5207900000 Cotton yarn sewing thread put upcont 85%/more by weight of cotton	70.871	153.590	254.233	551.918
5208110000 Unbleached plain weave, weight >=85% of cotton, weighing <= 100 g/m	142.435	354.208	1.026.452	3.192.261
5208120000 Unbleached plain weave >=85% of cotton,weighing > 100 g/m	65.849	185.153	350.241	1.052.377
5208130000 Unbleached 3-thread/4-thread twill,incl. cross twill >=85% of cotton	1.106	20.081	6.806	248.703
5208190000 Other unbleached fabrics>=85% of cottonweighing <= 200 g/m	307.625	924.508	2.615.882	7.494.236
5208210000 Absorbent fabric bleached for surgicaluse, cotton >=85%, weighing <=200 g/m	102.405	427.990	609.911	3.284.032
5208220000 Bleached plain weave, weighing > 100g/m	1.526	114.523	15.692	1.217.462
5208230000 Bleached 3-thread/4-thread twill, inccross twill >=85% of cotton	15.597	293.140	75.747	1.659.787
5208290000 Other bleached fabrics >85% of cottonweighing <= 200 g/m	237.920	611.107	2.546.434	6.024.010
5208310010 Plain weave dyed; voile/chemi voileweighing < 100 g/m	68.784	352.821	587.805	2.662.612
5208310020 Cambrics dyed weighing < 100 m/gweighing < 100 g/m	18	18	194	194
5208310030 Other garments matter weighing < 100 m/g	6.326	19.701	61.501	212.372
5208310090 Other dyed fabrics weighing < 100 m/g	124.004	343.224	713.822	2.196.275
5208320000 Plain weave dyed, weighing > 100 g/m	236.237	889.182	2.297.200	9.904.615
5208330000 3-thread/4-thread twill dyed,including twill	14.494	128.703	94.138	872.423
5208390000 Other dyed fabrics >85% weighing < 200 m	132.838	399.165	954.368	3.514.182
5208410010 String fabrics plain weave of differentcolor , weight <= 100 m/g	292	5.989	1.556	94.802
5208410090 Other plain weave of different color,weight <= 100 m/g	8.497	17.064	89.327	221.192
5208420010 String fabrics of different colorweighing > 100 g/m	39.585	312.846	585.451	3.450.177
5208420090 Plain weave other than string fabrics ofcolor, weighing > 100 g/m	276.206	1.038.925	3.445.450	13.220.650
5208430000 Diff.colour,3 or 4-thread twill, wovenfabrics, 85% cotton,weight>200g/m2	160	6.199	759	44.689
5208490000 Other fabrics of different color	13.473	42.218	91.548	503.513
5208510000 Plain weave printed of different color,<= 100 m/g	9.650	82.439	189.336	1.172.995
5208520000 Plain weave printed of different color,> 100 m/g	13.228	97.268	130.684	737.323
5208590000 Other fabrics printed of differentcolor	34.285	148.180	300.506	1.608.312
5209110000 Plain weave unbleached cont.>=85% ofcotton, weight >200 g/m	42.051	143.338	225.683	1.165.620
5209120000 3-thread/4-thread twill unbleached,cont.85% of cotton, weight > g/m	8.108	8.109	50.336	50.351

**I.3. IMPOR MENURUT KOMODITI / IMPORT BY HS COMMODITY**  
**\*\*\* MARET / MARCH 2009 \*\*\***

H S Uraian Komoditi Commodity Description	Berat Bersih / Net Weight (Kg)		Nilai / Value C.I.F (US\$)	
	Bulan ini	Kumulatif	Bulan ini	Kumulatif
	Current Month	Cum. Jan. to date	Current Month	Cum. Jan. to date
5209190000 Other fabrics unbleached con.85% of cotton, weight > 200 g/m	420.307	1.125.176	5.251.618	13.595.085
5209210000 Plain weave unbleached , cont.85% of cotton, weight > 200 g/m	690	982	7.297	13.278
5209220000 Bleached, 3 or 4-thread twill, woven fabrics, 85% cotton, weight>200g/m2	2	7.957	20	77.997
5209290000 Other fabrics unbleached. cont.85% of cotton, weight>200 g/m	344.333	861.434	2.454.363	5.997.062
5209310000 Plain weave dyed, cont.85% of cotton, weight > 200 g/m	89.528	510.685	737.766	4.073.739
5209320000 Dyed, 3 or 4-thread twill, incl. twill cont.85% of cotton, weight>200g/m	176.515	471.994	1.344.466	4.024.265
5209390000 Other fabrics dyed, cont.85% of cotton weight > 200 g/m	354.047	820.852	2.464.423	5.849.721
5209410000 Plain weave of yarns of diff color, cont 85% of cotton, wght>200 g/m	32.716	62.312	275.776	568.502
5209420000 Denim of yarns diff color, cotton>85%, weight > 200 g/m	407.999	1.101.124	1.704.069	4.565.016
5209430000 Oth fabrics of 3-thread /4-thread cont 85% of cotton, wght>200 g/m	9.716	11.909	94.566	112.432
5209490000 Other fabrics of yarns diff colors cont 85% of cotton, wght>200 g/m	169.198	663.228	1.398.363	5.554.218
5209510000 Printed plain weave, cont.85% of cotton weight > 200 g/m	0	6.442	0	64.643
5209520000 Oth. thn plain weave 3 or 4-thread twill, printed, 85% of cotton, wght>200 g/m	0	464	0	7.941
5209590000 Other printed fabric cont.85% of cotton weight > 200 g/m	58.273	135.002	383.133	870.566
5210110000 Unbleached plain weave, cont. <85% of cotton, mixed with m-m-f weight<=200g/r	50.526	189.742	256.190	1.119.885
5210190000 Oth unbleached fabrics, cont.<85% mixed with m-m-f weight<=200g/m	621.656	907.666	2.436.844	4.814.579
5210210000 Bleached plain weave cont.<85% of cotton, mixed with m-m-f weight<=200g/m	6.131	16.240	52.038	202.200
5210290000 Oth bleached fabrics, cont.<85% of cotton, mixed with m-m-f weight<=200g/m	1.147	21.429	14.184	333.835
5210310000 Dyed plain weave cont. <85% of cotton, mixed with mmf weight<=200g/m	91.916	336.567	849.235	3.368.797
5210320000 3-thrd/4-thrd twill, incl. twill<85% of cotton, mix w/m-m-f weight<=200g/m	989	22.105	9.773	149.831
5210390000 Other dyed fabrics cont. <85% of cotton, mixed with m-m-f weight<=200g/m	26.086	105.962	289.784	1.486.725
5210410010 String fabrics of yarns of diff color<85% of cotton, with mmf weight<=200g/m	1.514	11.595	29.235	153.216
5210410090 Plain weave other than string fabrics<85% of cotton, with mmf weight<=200g/m	37.678	49.241	318.893	432.663
5210490000 Oth fabrics of diff color cont.<85% of cotton, mixed with mmf weight<=200g/m	301.823	914.645	971.983	3.331.962
5210510000 Printed plain weave cont.<85% of cotton, mixed with mmf weight<=200g/m	0	3.417	0	66.523
5210590000 Other printed fabrics cont.85% of cotton, mixed with mmf weight<=200g/m	10.508	41.437	58.501	366.725
5211110000 Unbleached plain weave, cont. <85% of cotton, mixed with m-m-f weight>200g/m	6.052	13.700	78.132	199.398
5211120000 3-thread/4-thread twill unbleached, incl. twill<85% of cotton w/mm f weight>200g/m	65.173	72.016	479.973	566.307
5211190000 Oth unbleached fabrics, cont.<85% mixed with m-m-f weight>200g/m	59.287	488.761	620.445	3.010.293
5211200000 Bleached plain weave cont.<85% of cotton, mixed with m-m-f weight>200g/m	52.647	301.114	381.547	2.132.590
5211310000 Dyed plain weave cont. <85% of cotton, mixed with m-m-f weight>200g/m	10.791	28.069	129.859	357.531
5211320000 3-thrd/4-thrd twill, incl. twill<85% of cotton, mix w/m-m-f weight>200g/m	0	5.231	0	40.373
5211390000 Other dyed fabrics cont. <85% of cotton, mixed with m-m-f weight>200g/m	224.977	527.124	1.345.528	3.789.963
5211410010 String fbrcs of yarn of diff color<85% of cotton, mixed with mmf weight>200g/m	160	160	2.732	2.732
5211410090 Yarns of diff clour oth than string fab<85% of cotton, mxd w/mm f>200 g/m	4.193	8.584	37.707	72.495
5211420000 Denim of yarns diff color, cotton<85%, mix wth man-made fibr weight>200g/m	60.849	408.831	134.792	834.304
5211490000 Oth fabrics of diff color cont.<85% of cotton, mixed with mmf weight>200g/m	637	2.548	10.546	27.134
5211510000 Printed plain weave cont.<85% of cotton, mixed with mmf weight>200g/m	104.327	120.104	19.200	20.775
5211520000 3-thre/4-thread twill, incl. twill<85% of cotton, mixed with mmf weight>200g/m	17.450	18.921	145.771	160.898
5211590000 Oth printed fabrics cont.<85% of cotton, mixed with mmf weight>200g/m	26.224	27.740	193.710	216.386
5212110000 Unbleached woven fabrics of cotton weight <=200 g/m	5.056	9.221	41.997	82.263
5212120000 Bleached woven fabrics of cotton weight <=200 g/m	58.916	305.163	325.504	1.759.200
5212130000 Dyed woven fabrics of cotton weight <=200 g/m	24.823	26.026	160.521	180.384
5212140000 Woven fabrics of cotton of yarns of different color weight <=200 g/m	6.666	115.577	69.434	958.833
5212150000 Printed woven fabrics of cotton weight <=200 g/m	12.098	18.232	125.035	257.661
5212210000 Unbleached woven fabrics of cotton weight > 200 g/m	14	14	449	449
5212230000 Dyed woven fabrics of cotton weight > 200 g/m	654	2.344	7.155	35.359
5212250000 Printed woven fabrics of cotton weight > 200 g/m	5.084	9.627	64.171	96.581
5301100000 Flax, raw/retted-flax, raw/retted	233	375	2.211	4.110
5301290000 Other flax, raw/processed but not spun; fax waste	0	1	0	56
5301300000 Flax tow & waste raw/processed but not spun	2.324	2.324	10.815	10.815
5303100000 Jute & oth textile bast fibres, raw/retted	260.981	1.223.503	129.470	612.773
5303900000 Jute & oth textile bast fibres, processed but not spun	0	662	0	23.433
5305000021 Raw abaca fibres	58.504	100.132	52.447	86.284
5305000090 Oth than coconut, abaca, ramietextile fibres	107.930	237.214	102.992	217.820
5306100000 Single flax yarn	5.020	56.723	30.711	154.327
5306200000 Multiple (folded)/cabled flax yarn	24	117	77	2.617
5307100000 Single yarn of jute/of oth textile bast fibres of heading 53.03.	19.170	129.247	17.427	127.541
5307200000 Multiple (folded)/cabled of jute/oth fibres bast fibres of heading 53.03.	624.000	1.403.551	418.050	952.906
5308100000 Coir yarn of ther textile bast fibres of 5303	6	360	137	10.333
5308200000 True hemp yarn of other textile bas fibres of head 5303	0	764	0	12.957
5308901000 Paper yarn	1	16.079	22	56.641
5308909000 Other paper yarn	26.496	26.497	48.837	48.871
5309110000 Unbleached/bleached woven fabrics of flax cont.>=85% of weight of flax	6.970	18.176	111.678	278.459
5309190000 Other woven fabrics of flax cont.>=85% of weight of flax	2.937	212.154	67.278	3.131.763
5309210000 Unbleached/bleached woven fabrics of flax cont.<85% of weight of flax	0	9.280	0	61.807
5309290000 Other woven fabrics of flax cont.<85% of weight of flax	29.264	126.230	403.548	1.684.200
5310100010 Unbleached plain woven fabrics of oth textile bast fibres of head 5303	33.840	164.537	62.285	213.358
5310100090 Bleached plain woven fabrics of oth textile bast fibres of head 5303	0	1	0	13
5310900000 Other woven fabrics of jute/of oth bast fibres of heading 53.03.	828	1.078	10.096	12.229
5311000000 Woven fabrics of oth vegetable textile fibres; woven fabrics of paper yarn.	1.651	46.719	39.901	264.829
5401100000 Sewing thread of man-made filament of synthetic filaments	388.119	1.003.484	1.262.268	3.473.169
5401200000 Sewing thread of artificial flm nfor retail sale	456	14.441	23.319	58.306

I.3. IMPOR MENURUT KOMODITI / IMPORT BY HS COMMODITY

\*\*\* MARET / MARCH 2009 \*\*\*

H S Uraian Komoditi Commodity Description	Berat Bersih / Net Weight (Kg)		Nilai / Value C.I.F (US\$)	
	Bulan ini	Kumulatif	Bulan ini	Kumulatif
	Current Month	Cum.Jan. to date	Current Month	Cum.Jan. to date
5402110000 High tenacity yarn of nylon/otherpolyamide of aramids	39.453	78.475	406.950	957.103
5402190000 High tenacity yarn of nylon/otherpolyamide of oth aramids	141.778	391.625	544.368	1.237.565
5402200000 High tenacity yarn of polyesters	279.029	780.505	690.937	2.175.191
5402310000 Textured yarn of nylon/oth polyamidesmeasuring single yarn <= 50 tex	167.628	466.139	1.610.939	3.888.335
5402320000 Textured yarn of nylon/other poly-amides, measuring single yarn <= 50 tex	42.274	173.374	88.781	444.384
5402330000 Textured yarn of polyesters	801.394	1.936.307	2.248.661	8.078.916
5402340000 Textured yarn of polypropylenesynthetic filament	15.829	78.418	25.021	140.940
5402390000 Other texture synthetic filament yarn	144.763	575.264	274.098	1.326.724
5402440000 Oth yarn, single, of elastomeric<=50 turns/m	187.110	436.912	1.034.989	2.773.353
5402450000 Oth yarn, single, oth, of nylonor oth polyamides, <=50 turns/m	145.829	449.556	425.117	1.462.308
5402460000 Oth yarn, single, oth,of polyesters,partially oriented, <=50 turns/m	378.434	908.205	463.333	1.061.145
5402470000 Oth yarn, single, of oth polyestersfor mdical/srgical use, <=50 turns/mtr	1.130.023	2.871.370	1.682.021	4.284.200
5402480000 Oth yarn, single, oth, ofpolypropylene, <=50 turns/m	32.692	33.192	43.702	44.312
5402490000 Oth yarn, single, oth thn, of elast,nylon,polyeste,polypropylene,<=50 trn/mt	119.485	368.644	502.525	1.410.436
5402510000 Oth yarn, single,twist,of nylon/oth polyamides, > 50 turns/m	630	74.687	627	120.106
5402520000 Oth yarn,single,twist, of polyester> 50 turns/mtr	133.574	287.761	258.818	465.023
5402590000 Oth yarn,single,twist,oth th of nylonor oth plyamide&polyester,>=50 trn/mtr	299	8.094	2.499	52.702
5402610000 Oth yarn of nylon/oth polyamides,multiple/cable	116.139	232.645	159.678	292.029
5402620000 Other yarn of polyester,multiple/cable	23.991	112.323	105.973	591.996
5402690000 Oth yarn,multiple/cable,oth thnof nylon/oth polyamides&polyester	145.029	259.524	274.623	666.415
5403100000 High tenacity yarn of viscose rayon	65.831	107.702	110.281	229.636
5403310000 Other single yarn of viscose rayon, untwisted/with a twist <120 turns/m	18.038	62.442	57.254	203.668
5403330000 Other single yarn of cellulose acetate	167	19.962	11.523	101.590
5403390000 Other single yarn	124.769	331.572	519.627	1.387.666
5403410000 Other multiple (folded)/cable yarn ofyarn of viscose rayon	8.457	32.132	34.380	112.243
5403420000 Other multiple (folded)/cable yarn ofof cellulose acetate	130.239	457.346	635.261	2.148.553
5403490000 Other artificial filament yarn	9.249	50.592	66.394	488.156
5404110000 Synth monfilament of elastomeric>=67dctx,dim.<=1mm, width<=5mm	37.654	193.038	120.034	795.762
5404120000 Synth.monfilmnt oth,of plypropylne>=67dctx,dim.<=1mm, width<=5mm	24.000	24.000	36.920	36.920
5404190000 Synth.mnfilmnt oth thn elast&plyprln>=67dctx,dim.<=1mm, width<=5mm	188.325	660.214	987.204	3.881.942
5404900000 Synthetics other than filamentsexceeds 1 mm, width <= 5 mm	93.167	371.125	227.017	853.750
5405000000 Artificial monofilament >=67 dec, nocross-sect,dim>=1mm,strip and the like	1.271	2.593	31.388	35.248
5406000000 Man-made flamnt yarn(oth thn sewingthread), put up for retail sale.	21.708	44.019	182.461	328.024
5407101100 Unbleached tyre woven fabrics &conveyor duck	26.841	424.902	284.612	2.904.734
5407101900 Other unbleached other than tyre wovenfabrics & conveyor duck	164.594	262.585	1.498.488	2.811.439
5407109100 Tyre woven fabrics & conveyor duckof other woven fabrics of synthctcs flmnt	11.396	79.090	38.747	450.191
5407109900 Other woven fabrics of synthetics flmntobtained materials of head 54.04	10.529	66.061	147.918	845.237
5407200000 Woven fabric, bleached/no,obtained from strip/the like	99.259	241.493	812.541	1.453.016
5407300000 Fabrics specified in note 9 to section	2.880	20.084	35.296	247.166
5407411000 Woven nylon mesh fabric of untwistedweight >=85% of flmnt of nyln/polyamd	5.745	27.056	56.191	235.223
5407419000 Woven fabrics obtaind from high tencitymaterials of heading 54.04.	255.292	339.443	1.275.605	1.648.657
5407420000 Dyed woven fabrics weight>=85% offilament of nylon/polyamides	131.262	454.596	1.948.195	5.981.548
5407430000 Woven fabrics of yarn of diff colorsweight >=85% of flmnt of nyln/polyamd	67	122	1.230	2.310
5407440000 Printed woven fabrics weight>=85%of flmnt of nyln/polyamds	27.617	57.486	208.111	465.323
5407510000 Woven fabrics, bleachd/no,con.>=85% of txdrd polyester flmnt	115.398	420.917	527.385	1.926.192
5407520000 Dyed woven fabrics cont.>=85% ofweight of textured polyester flmnt	636.705	2.113.739	6.246.576	16.545.407
5407530000 Oth woven fabrics of yarn of diff colorweight>=85% of txdrd polyester filament	28.693	98.435	268.557	593.770
5407540000 Printed woven fabrics cont.>=85%,weight>=85% of txdrd polyester filament	468.798	593.523	4.927.471	6.050.978
5407610000 Oth woven fabrics, cont >=85% of byweight of non textured polyester flmnt	1.028.896	3.078.835	6.091.276	17.649.450
5407690000 Oth bleached/unbleached woven fabricscont.>=85% of polyester polymnts	258.916	1.167.707	2.867.960	10.114.226
5407710000 Oth woven fabric,bleachd/no,con.>=85% of txdrd polyester flmnt	8.126	86.215	91.239	584.790
5407720000 Dyed woven fabrics cont.>=85% ofweight of synthetics filament	134.867	199.925	781.583	1.248.473
5407730000 Oth woven fabrics of yarn of diff color>=85% weight of synthetic filaments	9.075	20.655	35.080	114.567
5407740000 Printed woven fabrics cont.>=85%,weight of synthetics filament	11.776	26.085	81.658	192.145
5407810000 Woven fabrics,bleachd/no,cont.<85% weight of synth flmnt with cotton	10.987	29.855	113.365	257.491
5407820000 Dyed woven fabrics cont.<85% ofweight of synth flmnt with cotton	33.456	145.431	126.377	1.056.187
5407830000 Oth woven fabrics of yarn of diff colorweight<85% of synth flmnt with cotton	22.516	24.439	65.121	70.398
5407840000 Printed woven fabrics cont.<85%,weight of synth flmnt with cotton	0	10.291	0	142.444
5407910000 Woven fabric,bleachd/no,obtaindoth other than synthetics/cotton filament	27.847	45.010	216.119	368.145
5407920000 Dyed woven fabrics obtained otherthan synthetics/cotton filaments	81.697	550.677	858.197	5.216.426
5407930000 Oth woven fabrics of yarn of diff colorother than synthetics/cotton filament	1.306	19.583	7.310	136.553
5407940000 Printed wiven fabrics obtained otherthan synthetics/cotton filaments	10.210	35.772	61.278	237.773
5408101000 Unbleached woven fabrics obtainedfrom high yarn of viscose rayon	0	1.629	0	27.255
5408109000 Bleached woven fabrics obtainedfrom high yarn of viscose rayon	9.498	15.584	84.247	150.809
5408210000 Woven fabrics, bleachd/no,cont.>=85%wght of artificial flmnts/strip	1.379	1.379	8.555	8.555
5408220000 Dyed woven fabrics cont.>=85%weight of artificial flmnts/strip	27.807	80.305	207.302	633.349
5408230000 Oth woven fabrics of yarn of diff color>=85%wght of artifcl flmnt/strip	92	92	4.180	4.180
5408240000 Printed woven fabrics cont.>=85%weight of artificial flmnts/strip of	0	61.532	0	547.981
5408310000 Woven fabrics,bleachd/no, obtaindof oth artificial flmnt/strip	0	123	0	1.574
5408320000 Dyed woven fabrics obtained of otherartificial flmnt/strip of the like	1.323	14.074	11.686	168.972
5408330000 Oth woven fabrics of yarn of diff colorobtd of oth artifcl flmnt/strip	30	4.214	1.697	27.993
5408340000 Printed woven fabrics obtained of otherartificial flmnt/strip of the like	20	211	1.724	11.950
5501100000 Synthetic filament tow of nylon/other polyamides	28.011	59.959	138.158	314.188



**I.3. IMPOR MENURUT KOMODITI / IMPORT BY HS COMMODITY**  
**\*\*\* MARET / MARCH 2009 \*\*\***

H S Uraian Komoditi Commodity Description	Berat Bersih / Net Weight (Kg)		Nilai / Value C.I.F (US\$)	
	Bulan ini Current Month	Kumulatif Cum.Jan. to date	Bulan ini Current Month	Kumulatif Cum.Jan. to date
5501200000 Synthetic filament tow of polymers	13	25.023	56	54.765
5501300000 Synthetic filament tow of acrylic/modacrylic	2.429.057	6.490.015	3.827.445	10.209.431
5501900000 Other synthetic filament tow	22.720	47.292	250.650	304.668
5502000000 Artificial filament tow.artificial filament tow.	2.584.467	7.543.774	12.717.879	35.812.366
5503110000 Synthetic staple fibres of nylon/othrpolyamides of aramids	10.655	74.641	88.538	452.353
5503190000 Synthetic staple fibres of nylon/othrpolyamides oth thn aramids	11.663	57.321	45.538	244.896
5503200000 Synthetic staple fibres of polyesters	3.154.176	9.963.688	3.354.433	10.428.114
5503300000 Synthetic staple fibres of acrylic/modacrylic	1.842.547	4.408.485	4.011.883	10.040.053
5503400000 Synthetic staple fibres of poplypropylene	86.344	522.095	119.432	967.370
5503900010 Other synthetic staple fibres of polivinil alcohol	70.031	367.482	286.884	1.478.394
5503900090 Other synthetic staple fibres of otherthan polivinil alcohol	125.505	332.711	535.304	1.329.284
5504100000 Artifcl staple fibres of viscose rayon,carded/othwise procsed for spring	2.049.390	5.413.771	3.098.337	8.686.324
5504900000 Artifcl staple fibres of viscos rayonnot crded/othwse procs for spin	172.511	426.542	694.785	2.130.503
5505100000 Waste of man-made fibres ofsynthetic fibres	19.493	27.440	4.558	38.805
5505200000 Waste of man-made fibres ofartificial fibres	41	41	503	503
5506100000 Synth staple fibres of nylon/oth polyamides crded,comb othwse procs for spng	2.130	21.650	24.365	244.219
5506200000 Synth staple fibres of polyester crded.combed othwse proces for spinning	190.150	578.589	367.630	869.542
5506300000 Synth staple fibres of arcylic/moda-crylic combed othwse proces for spinning	44.029	125.541	114.963	322.380
5506900000 Oth synth staple fibres, carded, combbothwise processed for spinning.	38.528	119.107	77.239	108.171
5507000000 Artificial staple fibres, carded, combbothwise processed for spinning	6.929	37.622	99.606	493.777
5508100000 Sewing thread of man-made staplefibre of synthetic staple fibres for rta	94.168	297.311	875.612	2.263.937
5508200000 Sewing thread of man-made staplefibre of artificial staple fibres for reta	2.934	5.869	53.343	80.545
5509110000 Single yarn cont >=85% by weight ofstaple fibres of nylon/oth polyamides	4	770	18	7.078
5509120000 Multiple/cabled yarn cont>=85% bywght of staple fibre of nylon/oth poly	149	347	485	1.050
5509210000 Single yarn cont >=85% by weight ofpolyester staple fibres	131.284	436.693	200.373	789.478
5509220000 Multiple (folded)/cabled yarn cont.>=85% of polyester staple fibres	357.163	742.206	771.281	1.519.246
5509310000 Single yarn cont >=85% by weight ofacrylic/modacrylic staple fibres	0	76	0	1.481
5509320000 Multiple/cabled yarn cont>=85% byweight of acrylic/modacrylic staple fbrs	0	321	0	1.888
5509420000 Multiple (folded)/cabled yarn cont.>=85% of synthetic staple fibres	4.596	9.263	55.961	109.230
5509510000 Oth yarn of polyester staple fibresmixed mainly with artificial staple fbrs	4.926	5.854	21.562	29.483
5509520000 Oth yarn of polyester staple fibresmixed wool/animal hair	0	227	0	6.786
5509530000 Oth yarn of polyester staple fibreswith cotton	44	26.250	423	79.374
5509590000 Oth yarn of polyester staple fibresoth than mixed mainly	11.864	12.610	34.074	48.551
5509690000 Oth yarn of acrylic/modacrylicstaple fibre oth thn cotton&animal hair	0	412	0	1.991
5509920000 Other yarn mixed mainly/solely withcotton	0	4.172	0	49.884
5509990000 Other yarn of synthetic staple fibresoth thn mix with animal hair&cotton	11.202	56.396	46.242	175.887
5510110000 Single yarn cont >=85% by weight ofartificial staple fibres	181.699	290.192	386.033	789.262
5510120000 Multiple/cabled yarn cont.>=85%by weight/artificial staple fibres	0	265	0	2.871
5510200000 Oth yarn, mixed mainly/solely withcont>=85% of weight of artifical stpl fbr	0	3.636	0	29.688
5510300000 Other yarn, mixed mainly/solelycont>=85% of weight of cotton	4.238	20.770	73.148	309.919
5510900000 Other yarn of artificial staple fibrescont>=85% of weight of cotton	6.232	48.519	58.634	235.084
5511100000 Yarn of synthetic staple fibres, cont.>=85% weight of such fibres	31.623	41.131	121.726	198.157
5511200000 Yarn of synthetic staple fibres, cont.<85% weight of such fibres	22	41	150	262
5511300000 Yarn of artificial staple fibres put upfor retail sale	4.749	20.326	67.036	232.248
5512110000 Woven fabrics of synthetic staple fibrecont>=85% weight of polyester staple fbr	101.063	200.120	535.432	985.939
5512190000 Woven fabrcs of synth staple fbr cont>=85% wght,oth than polyester stple fbr	159.188	387.388	1.001.164	2.556.978
5512210000 Woven fabrics of synthetic staple fibrecont>=85% weight of acrylic/mdcrylic	127	492	1.455	4.823
5512290000 Woven fabrcs of synth staple fbr cont>=85% wght of oth thn acrylic/mdcrylic	16.002	73.632	181.438	866.260
5512910000 Oth woven fabrics of synth stple fibrecont>=85% weight of acrylic/mdcrylic	179	6.899	10.143	111.221
5512990000 Oth woven fabrics cont>=85% of wghtof acrylic/modacrylic staple fibres	4.521	32.534	123.229	382.129
5513110000 Woven fbrcs of polyester staple fibresplain weave <=85% mix w/cotton <170g/m	136.037	344.512	660.600	1.921.223
5513120000 3-thread /4-thread twill, incl twillpolyester staple fibres <=85% w/cotton	18.890	41.645	123.820	283.192
5513130000 Oth woven fbrcs of polyester stple fbr<=85% mixed wght <170 g/m of cotton fbr	10.372	49.260	128.963	305.499
5513190000 Oth woven fabrics <85% mixed cottonweight <170 g/m of cotton	19.696	82.102	146.507	656.562
5513210000 Dyed woven fabrics of polyester staplefibres, plain weave <85% of such fibres	60.753	258.556	380.640	1.812.179
5513230000 Oth dyed woven fabrics of polyesterstaple fibres <85%, cotton<170 g/m	3.448	16.448	34.500	145.590
5513290000 Oth woven fabrics <85% such fibres,mixed cotton <170 g/m	24.045	42.453	134.627	267.785
5513310000 Wvn fabrics of yarn of diff color ofpolyester stpe fbrs,plain weave<85% fbrs	30.286	215.422	91.667	556.745
5513390000 Oth woven fabrics<85% of such fibresweight <170 g/m of cotton	44.099	72.713	247.391	1.360.088
5513410000 Printed polyester staple fibres, plainweave <85% of fbr, cotton<170 g/m	437.013	1.254.989	517.069	1.604.586
5513490000 Other woven fabrics<85% of fibresweight <170 g/m of cotton	69.711	150.001	230.187	599.992
5514110000 Woven fbrcs of polyester staple fibresplain weave <=85%,cotton >170g/m	4.731	4.731	55.233	55.233
5514120000 Bleached or no,3 or 4-thread twill,polyester stpl fbrs<85%,cotton>170g/m2	1.007	7.423	14.348	73.760
5514190000 Oth woven fabrics<85% of fibresmixed weight >170g/m of cotton	18.282	195.371	128.599	2.718.520
5514210000 Dyed polyester staple fbrs, plain weavestaple fbrs<85%, cotton >170 g/m,dyed	1.000	16.136	7.163	81.708
5514220000 Dyed, 3 or 4-thread twill, incl. twillpolyester stpl fbrs<85%,cotton>170g/m2	28.513	28.942	175.474	184.291
5514290000 Other woven fabrics<85% of fibresmixed weight >170g/m of cotton , dyed	157	65.699	1.490	894.188
5514300000 Woven fabrics of synth stple fibre<85%, cotton >170 g/m, diff color	431	17.773	3.484	78.513
5514410000 Printed polyester staple fibres, plainweave <85% of fbr, cotton >170 g/m	256	256	2.894	2.894
5514420000 Prnt 3-thread/4-thread twill,incl twlpolyester stple fbr<85%, cotton >170g/m	7.500	7.573	53.328	53.430
5514430000 Oth printd woven fabrics of polyesterstpl fbr <85%, cotton >170 g/m	0	72	0	420
5514490000 Other printed woven fabrics<85% suchfibres, weight >170 g/m of cotton	320.973	594.700	1.470.871	2.955.722
5515110000 Oth woven fabrcs of synth stple fbrs ofpolyester stpl fbr mixed w/viscose rayon	117.632	519.722	1.163.664	6.012.695

**I.3. IMPOR MENURUT KOMODITI / IMPORT BY HS COMMODITY**  
**\*\*\* MARET / MARCH 2009 \*\*\***

H S Uraian Komoditi Commodity Description	Berat Bersih / Net Weight (Kg)		Nilai / Value C.I.F (US\$)	
	Bulan ini Current Month	Kumulatif Cum. Jan. to date	Bulan ini Current Month	Kumulatif Cum. Jan. to date
5515120000 Oth woven fabrics of synth stple fbrs ofpolyester stpl fbr mixed w/m-made flmnt	9	125.629	187	521.931
5515130000 Oth woven fabrics of synth stple fbrs ofpolyester stpl fbr mix w/wool/anml hair	1.498	54.757	24.029	848.763
5515190000 Other woven fabrics of synth stple fbrof other polyester staple fibres	27.052	175.807	175.683	1.522.143
5515210000 Oth wvn fbrcs of acrylic/modacrylicmixed/solely with man-made filament	746	1.431	14.061	23.459
5515220000 Oth wvn fbrcs of acrylic/modacrylicmixed/solely w/wool/fine anml hair	0	6	0	36
5515290000 Oth wvn fbrcs of acrylic/modacrylic mixw/other than man-made flmnt/wool	1.444	6.235	24.497	80.951
5515910000 Oth woven fabrics mixed mainly/solelyman-made filaments	123	410	1.493	6.936
5515990000 Oth woven fabrics mixed mainly/solelywith other than man-made flmnt/wool	21.356	77.853	170.573	707.715
5516110000 Unbleached/bleached woven fabrics ofartificial staple fibre;weight>=85%	169	3.316	5.254	23.704
5516120000 Dyed fbrcs of artificial staple fibre;weight>=85% of artificial staple fibres	22.261	48.516	260.734	425.420
5516130000 Woven fabrics of yarns of diff colorweight>=85% of artificial staple fibres	1.299	1.299	14.260	14.260
5516140000 Printed woven fabrics of yarns of diffcolor; wght>=85% of artificial staple fb	7.228	87.697	35.253	715.340
5516210000 Un/bleached woven fabrics of artificialstaple fibre mix m-m-f;weight<85%	0	3.092	0	38.345
5516220000 Dyed woven fabrics of artificialstaple fibre mix m-m-f;weight<85%	17.821	56.954	173.370	687.092
5516230000 Woven fabrics of yarn of diff colorartificial staple fibre;weight<85%	0	642	0	5.461
5516320000 Dyed woven fabrics of artificial staplefibre mixed with wool;weight<85%	11	213	285	7.293
5516410000 Un/bleached woven fabrics of artificialstaple fibre mixed cotton;weight<85%	526	792	5.840	6.198
5516420000 Dyed woven fabrics of artificial staplefibre mixed with cotton;weight<85%	0	9.391	0	61.473
5516430000 Woven fabrics of yarn of diff colorsmixed with cotton;weight<85%	211	11.333	1.790	77.495
5516440000 Printed woven fbrcs of artificl staplefibre mixed with cotton;weight<85%	0	5	0	40
5516910000 Other un/bleached woven fabrics ofstaple fbr mixed w/cotton;weight<85%	6.349	7.616	40.824	41.315
5516920000 Other dyed woven fabrics of artificialstaple fibre mixed cotton;weight<85%	608	37.140	10.251	308.480
5516930000 Oth woven fabric of yarn of diff colorsstaple fibre mixed cotton;weight<85%	2.397	2.613	22.528	24.419
5516940000 Other printed woven fabrics of artificlstaple fibre mixed cotton;weight<85%	160	33.627	1.433	341.667
5601100000 Sanitary towels & tampons, napkinsliners for baby&similar sanitary article	187	1.109	3.902	7.207
5601210000 Wadding & its articles of man-madefibres	2.944	3.571	41.661	52.429
5601221000 Wrapped cigarette tow of man-madefibres	120	135	2.547	3.351
5601229000 Other wrapped cigarette tow of man-made fibres	0	9.024	0	92.601
5601290000 Wrapped cigarette tow of other thanman-made fibres	9.624	98.130	15.718	1.017.843
5601301000 Polyamide fibre flock of waddingmaterial not exeeding 5 length.	600	16.786	6.273	85.650
5601309000 Textile flock & dust mill nepts otherthan polyamide fibre flock;<=5 flock	3.216	4.540	13.750	19.617
5602100000 Needleloom felt & stitch-bonded fibrecovered/laminated.	73.741	291.258	466.084	1.928.870
5602210000 Oth felt of wool/fine animal hair,notimpregnated,coated,covered	48	77	1.644	2.379
5602290000 Oth felt of oth textile materials,notimpregnated,coated,covered	1.236	13.581	45.579	209.270
5602900000 Felt, oth thn needleloom&oth felt notimpregnated, coated, covered	4.918	28.315	16.391	182.726
5603110000 Non woven of man-made filament, notimprgnatd,cvred/lminated;wght<=25g/m	406.009	984.740	1.302.673	3.919.144
5603120000 Non woven of m-m-f, not imprgnated,covred/lminated; 25g/m<weight<70g/m	163.807	507.197	607.425	2.153.604
5603130000 Non woven of m-m-f, not imprgnated,covred/lminated; 70g/m<weight<150g/m	109.548	565.131	398.196	1.586.055
5603140000 Non woven of m-m-f, not imprgnated,covred/lminated; weight>150g/m	140.376	565.760	1.682.638	3.368.762
5603910000 Non woven of other, weight=<25g/m2	365.145	901.091	837.828	1.979.056
5603920000 Non woven of other25g/m2 < weighing =<70g/m2	97.418	952.403	468.299	2.280.859
5603930000 Non woven of other70g/m2 < weighing =<150g/m2	12.657	128.046	135.286	420.718
5603940000 Non woven of other, weight=<150g/m2	389.510	683.807	1.923.131	3.570.879
5604100000 Rubber thread & cord, textile coveredand the like head 5404/5405	65.913	151.689	439.691	1.072.292
5604900000 Oth thn rubber thread&cord, textilecovered&the like head 5404/5405	104.444	387.694	138.360	734.041
5605000000 Metallised yarn, whether/not gimped,metallised yarn, whether/not gimped,	11.033	15.349	78.485	99.922
5606000000 Gimped yarn, strip & the like of headgimped yarn, & strip & the like of headi	154.995	523.165	280.976	970.908
5607210000 Binder/baler twine of sisal/othertextile fibres of genus agave	2.772	4.376	25.840	78.759
5607290000 Oth binder/baler twine of sisal/othertextile fibres of genus agave	139.382	296.600	128.278	349.914
5607410000 Binder/baler twine of polyethylene/polypropylene	935	5.608	9.090	53.867
5607490000 Gimp yarn,oth thn binder/balertwine,of polyethyln/polypropyln	770.131	1.544.551	798.175	1.782.143
5607501000 V-belt cord of man-made fibres treatedresorcinol formaldehyde>=10000 dec	4.654	30.909	57.087	310.731
5607509000 V-belt cord of oth synth fbrs treatedmeasuring more than 10,000 decitex	65.997	234.384	228.458	1.219.940
5607901000 Other gimped yarn, of artificialsfibres, like of heading 5404/5405	15.901	39.836	61.433	376.681
5607902000 Other gimped yarn, of abaca/othhard fbrs,like of heading 5404/5405	3	1.898	33	17.370
5607909000 Other gimped yarn, oth thn of abacaand artificials fibres	134.049	168.119	148.620	232.074
5608110000 Made up fishing net of man-made textilematerials	135.959	493.791	208.646	796.227
5608192000 Net bags of man-made textile material	37.440	84.257	134.949	304.269
5608199000 Knotted of twine,oth than man-madeexti. matr.,fishg net&net bags	1.949	10.245	11.152	97.216
5608900000 Other knotted of twine, cordage/ropemade up fishg net and oth	60.497	140.373	228.742	437.832
5609000000 Articles of yarn,strip/the like of head5404/5405,twine,cordage,rope/cable	127.874	211.306	333.009	654.251
5701100000 Articles of yarn,like of head. 5404/5405,of wool/fine animal hair	43	43	602	602
5701901000 Articles of yarn,like of head. 5404/5405,of cotton, oth text.matr.	0	230	0	23.071
5701909000 Articles of yarn,like of head. 5404/5405,oth than cotton, oth text.matr.	0	2.431	0	3.529
5702100000 Kelem,schumacks,karamanie&smrlarhand-woven rugs, not tufted/flocked	0	32	0	278
5702200000 Floor covering of coconut fibres (coir)not tufted/flocked	0	9.155	0	5.439
5702310000 Floor cov of pile construct of wool/fineanimal hair,not made up, not tufted/floc	560	2.548	13.723	78.546
5702320000 Floor cov of pile construct of man-madetext mat, not made up,not tufted/flocked	0	24	0	107
5702399000 Floor cov of pile construct of othertextile materials, not made up,not tuft	7.223	12.073	21.811	47.122
5702420000 Oth floor cov.of pile construct made up,of man-made textile matrlns	63.046	289.537	100.067	474.020
5702499000 Oth floor cov.of pile construct made up,oth thn cotton&jute,oth textile matrlns	2.110	4.040	2.372	5.549
5702920000 Oth floor cov.not of pile construct, made up,of man-made textl matrlns	40.079	48.840	24.440	42.278
5703100000 Carpet&oth txtl flr cov.,tufted, whthr/not made up,of wool/fine anim.hair	16	850	45	22.274

**I.3. IMPOR MENURUT KOMODITI / IMPORT BY HS COMMODITY**  
**\*\*\* MARET / MARCH 2009 \*\*\***

H S Uraian Komoditi Commodity Description	Berat Bersih / Net Weight (Kg)		Nilai / Value C.I.F (US\$)	
	Bulan ini	Kumulatif	Bulan ini	Kumulatif
	Current Month	Cum. Jan. to date	Current Month	Cum. Jan. to date
5703200000 Carpet&oth txtl flr cov.,tufted, whthr/not made up,of nyl/n/oth plyamid	44.334	212.935	92.516	532.114
5703300000 Carpet&oth txtl flr cov.,tufted, whthr/not made up,of oth man-md-txtl mtrls	155.742	450.028	487.714	1.861.276
5703901000 Carpet&oth txtl flr cov.,tufted, whthr/not made up,of cotton,oth textile matrsl	3.457	10.091	9.368	26.224
5703909000 Carpet&oth txtl flr cov.,tufted, whthr/nt md up,not cttn&jute fbr,oth txtl mtrl	0	7.283	0	121.363
5704100000 Tiles, having a surface <=0,3m,felt,notufled/flocked,made up/not	9	11	1.459	1.572
5704900000 Tiles, having a surface >0,3m,felt,nottufled/flocked,made up/not	148.946	331.831	163.801	381.552
5705100000 Oth carpet&oth txtl flr cov.,whthr/not made, of cotton	0	24	0	315
5705900000 Oth carpet&oth txtl flr cov.,whthr/not made,oth thn cotton&fibres	5.555	124.143	27.751	219.860
5801100010 Woven pile&chenille fbrc,of wool/fine animals hairs,melton cloth(tennis)	9.156	28.697	94.936	343.784
5801100090 Woven pile&chenille fbrc,of wool/fine anml hairs,oth melton cloth(tennis)	0	443	0	3.990
5801210000 Uncut weft pile fabrics of cotton otherthan fabrics of head 5802/5806	182	5.834	1.593	78.687
5801220000 Cut corduroy of cotton oth than fabricof head 5802/5806	41.304	103.339	241.818	662.362
5801230000 Oth weft pile fabrics of cotton oth thnfabrics of head 5802/5806	4.005	5.653	48.712	60.759
5801240000 Warp pile fabrics, epingle£(uncut) ofcotton oth than fabrics of head 5802/06	2.066	2.384	16.471	19.051
5801250000 Warp pile fabrics of cotton, cut, otherthan fabrics of head 5802/5806	0	16.618	0	122.865
5801260000 Chenille fabrics of cotton other thanfabrics of head 5802/5806	0	134	0	2.295
5801310000 Uncut weft pile fbrcs of man-made fbrsother than fabrics of head 5802/5806	2.428	23.498	13.125	95.076
5801320000 Cut corduroy of man-made fibres otherthan fabrics of head 5802/5806	184	219	2.067	2.548
5801330000 Oth weft pile fabrics of man-made fbrsother than fabrics of head 5802/5806	0	7.550	0	70.065
5801340000 Warp pile fbrcs, epingle(uncut) of man-made fbrs oth thn fbrc of head 5802/06	0	54	0	362
5801350000 Warp pile fabrics of man-made fbrs,cut,other than fabrics of head 5802/5806	1.386	13.895	12.605	113.856
5801360000 Chenille fabrics of man-made fribresother than fabrics of head 5802/5806	266	2.514	3.598	43.087
5801901000 Oth carpet & text floor covrng of silkthan fabrics of head 5802/5806	51	1.333	363	11.088
5801909000 Oth carpet & text floor covrng of oththan silk/fabrics of head 5802/5806	39.620	93.849	132.907	371.075
5802110000 Unbleachd terry towelling&smlar wovenfabrcs of cotton oth than head 5806	228	3.044	1.747	19.391
5802190000 Bleachd terry towelling&smlar wovenfabrcs of cotton oth than head 5806	39.453	43.799	228.407	260.444
5802200000 Terry towelling & imilar ofothr textilemat fbrcs of cotton oth than head 5806	251.158	289.174	1.365.527	1.548.385
5802300000 Tufted textile fabrics of cotton otherthan fabrics of head 5806	74.772	132.371	355.464	676.242
5803001000 Gauze, oth thn narrow fbrcs of heading58.06, of cotton	18.614	87.816	214.835	788.024
5803009000 Gauze, oth thn narrow fbrcs of heading58.06, oth thn cotton	27.052	36.492	251.843	477.640
5804101000 Tullcs & other net fabrics of silk,notincl woven fabrics of head 6002 to 6006	6.463	20.464	63.227	356.135
5804102000 Tullcs & other net fbrcs of cotton,notincl woven fabrics of head 6002 to 6006	615	954	5.536	22.069
5804109000 Tullcs&oth net fbrc oth than silk/cottoninc woven fabrics of head 6002 to 6006	21.725	78.283	226.052	667.225
5804210000 Mechanically made lace of man-made fbrsexcl fabrics of head 6002 to 6004	25.669	92.999	956.577	2.526.625
5804290000 Mechanically made lace of oth textilemat. excl fabrics of head 6002 to 6004	27.699	82.860	481.385	1.818.814
5804300000 Mechanically hand-made lace excl.fabricof head 6002 to 6004	4.874	16.277	63.273	368.051
5805001000 Hand-woven tapestries of cotton, whetheror not made up	128	1.137	1.622	13.983
5805009000 Hand-woven tapestries of other thancotton, whether/not made yp	62	290	1.161	2.445
5806101000 Woven pile fabrics of silk other thangoods of head 5807	5.181	40.733	69.518	492.100
5806102000 Woven pile fabrics of cotton otherthan goods of head 5807	5.773	15.411	41.643	181.599
5806109000 Woven pile fabrics of other than silk/cotton other than goods of head 5807	11.108	16.001	137.496	190.539
5806200000 Oth woven fabrics;weight>=5% of elasto-meric yarn/thread	152.918	395.021	1.873.315	5.737.359
5806311000 Narrow woven fabrics of cotton for mfgof inkd ribbon oth thn goods of head 580	1.574	8.949	23.864	275.072
5806312000 Backing for electrical insulating paperother than good of head 5807	147	258	2.948	6.139
5806313000 Slide fastener ribbons;width<=12mmother than good of head 5807	818	927	9.718	11.230
5806314000 Webbings used in covering piping, polesand the like but goods of head 5807	34	2.938	1.054	19.595
5806319000 Other woven fabrics excluding goods ofhead 5807	5.356	17.880	86.696	279.100
5806321000 Narrow woven fabrics of man-made fibresfor seat belt webb excl goods of head 5	35.174	154.672	260.569	2.006.245
5806322000 Slide fastener ribbon;width<=12mm of mffor seat belt webb excl goods of head 5	1.876	3.014	12.224	25.005
5806323000 Webbings used in covering piping, poles,other than good of head 5807	6.841	7.403	9.611	21.698
5806329000 Woven fbrcs of oth than cotton/man-madefbr other than goods of head 5807	144.072	369.392	937.827	3.161.179
5806391000 Woven fabrics of silk other than goods of head 5807	97	2.877	5.752	58.141
5806399010 Woven fbrc for covering,piping, poles,other than goods of head 5807	251	1.453	3.055	23.865
5806399020 Narrow woven fabrics for mfg of ribbonstypewritr, no ink oth than good of head	0	303	0	3.461
5806399030 Narrow fabrics used for slide fastener;width<=12mm	404	492	3.121	7.022
5806399090 Narrow fabrics used for slide fastener;width>12mm	3.127	16.517	49.248	211.606
5806400000 Fabrics consist of warp without assbldby means of an adhesive	1.015	2.697	15.398	25.219
5807100000 Labels,badges, similar mat of woven,inpiece,strip,shape/size,not embroidere	176.764	659.371	2.708.206	10.071.993
5807900010 Labels,badges, similar mat of non wovenfbr in piece,strip,shape/size,not emb	70.742	140.214	645.368	1.481.406
5807900090 Labels,badges, similar mat of oth wovenfbr in piece,strip,shape/size,not emb	44.010	122.366	440.001	1.360.578
5808101000 Braid in the piece combined with rubberthreads, without embroidery, not knit/cr	1.212	70.103	29.764	2.105.913
5808109000 Braids not in the piece combined withthreads, without embroidery, not knit/cr	2.687	12.635	121.071	334.941
5808901000 Oth braids combined with rubber threadswithout embroidery, not knittd/crocheted	4.115	33.458	34.081	275.054
5808909000 Oth braid combined with oth than rubberthreads, without embroidery, not knit/cr	23.124	34.485	40.367	200.615
5809000000 Woven fabrics of metal thread & wovenfabrics of metallised yarn of head 5605	126	1.064	59	15.409
5810100000 Embroidery without visible ground,in piein strip motifs	3.440	4.861	31.944	77.238
5810910000 Embroidery of cotton, without visiblegorund in piece,in strip motifs	30.471	144.592	654.084	2.613.411
5810920000 Embroidery of man-made fibres, withoutvisible goround,in piece,in strip motifs	2	98.821	255	641.391
5810990000 Embroidery of other textile material,visible goround,in piece,in strip motifs	26.922	235.136	279.184	2.436.412
5811000000 Quilted textile prods in the piece,with mat aseembld oth than embrdry of 5	7.331	56.024	60.521	430.530
5901100000 Textile fabrics coated w/gum/amy laceused for covers books and the like	3.076	6.804	16.778	69.465
5901901000 Textile fabrics coated w/gum/amy lacefor tracing cloth	15.232	23.699	38.796	147.867
5901902000 Textile fabrics coated w/gum/amy laceprepared painting canvas	6.839	9.124	55.575	60.297

**I.3. IMPOR MENURUT KOMODITI / IMPORT BY HS COMMODITY**  
**\*\*\* MARET / MARCH 2009 \*\*\***

H S Uraian Komoditi Commodity Description	Berat Bersih / Net Weight (Kg)		Nilai / Value C.I.F (US\$)	
	Bulan ini Current Month	Kumulatif Cum. Jan. to date	Bulan ini Current Month	Kumulatif Cum. Jan. to date
5901909000 Textile fabrics coated w/gum/amylacefor other than tracing cloth/paintg c	1.322	17.018	28.251	54.868
5902101000 Chafer canvas type of nylon/oth poly-amides, high tenacity, rubberised	14.302	27.143	83.890	167.546
5902109000 Chafer canvas type of nylon/oth poly-amides, high tenacity, not rubberised	294.826	1.285.208	1.088.337	5.575.927
5902202000 Chafer canvas type of polyester, highnylon, tenacity, rubberised	200	23.893	1.346	95.544
5902209000 Chafer canvas type of polyester, highnylon, tenacity, not rubberised	269.848	662.978	1.198.606	2.893.811
5902900000 Tyre cord fabric of high tenacity yarn,oth thn nylh/oth polymd&polyst	214	17.639	4.309	106.972
5903100000 Textile fabrics impregnat,coat,coverwith polyvinyl chloride	2.296.859	6.212.177	2.848.639	6.715.180
5903200000 Textile fabrics impregnat,coat,coverwith polyurethane	597.284	1.604.881	5.023.761	13.716.510
5903901000 Impregnated textile fbrcs of nylon canvcoated with plastics oth than of head 59	74.432	182.061	581.338	1.516.707
5903909000 Oth imprgntd text fbrc of oth han nyloncanvas coated w/plastic oth thn of head	106.842	450.950	1.251.987	3.745.468
5904100000 Linoleum, cut to shape/not,coatingapplied on textile backing	1	1	10	10
5904900000 Oth linoleum, cut to shape/not,coating applied on textile backing	0	1.121	0	18.804
5905000000 Textile wall coverings.textile wall coverings.	0	1.260	0	10.949
5906100000 Adhesive tape;width<=20cm, oth than ofheading 5902	6.470	70.045	88.000	402.640
5906910000 Knitted/crocheted linoleum, whetherof not to shape	22.503	44.259	156.623	353.447
5906991000 Linoleum for hospital rubber sheeting,whether/not cut to shape.	689	1.836	6.588	18.979
5906999000 Linoleum not for hospital rbr sheetinwhether/not cut to shape.	76.994	133.357	102.362	253.350
5907001000 Fabrics impregnated,coated/covered oilof oil-based preparation	116	601	5.390	22.809
5907003000 Textile fbrcs impregnated, coated/covrwith fire resistant chemical	0	7	0	30
5907004000 Fabrics imprgntd,coated/covered flockvelvet, the entire surface of textile fl	1.548	23.966	11.593	116.809
5907006000 Fabrics impregnated,coated/covered othematerials	85.643	130.952	154.888	235.904
5907009000 Othe textile fabrics not impregnated,covered with othe materials	1.664	14.048	51.361	237.242
5908001000 Wick; incandescent gas mantleswhether/not impregnated	2.396	10.187	27.412	83.347
5908009000 Textile oth than wick; incandescent gasmantles, whether/not impregnated	1	7.399	3	63.984
5909001000 Fire hoses and similar textile tubing	19.844	94.165	55.344	465.888
5909009000 Othe textile hosepipng & similartextile tubing	1.381	22.082	4.344	159.556
5910000000 Transmssn/convyr belts/belting,of textl matr, whether/not impregnated,	26.280	34.844	450.019	665.178
5911100000 Textile fabrics, felt&felt-lined wovencoated with rubber,leather/oth materi	36.538	141.829	459.988	1.869.932
5911200000 Bolting cloth, whether/not made up	688	20.165	28.676	429.342
5911310000 Textile fabrics&felts;weight< 650 g/m,in making/similar machinery	593	23.871	130.363	1.106.861
5911320000 Textile fabrics&felts;weight>= 650 g/m,in making/similar machinery	35.896	148.327	1.856.696	7.995.190
5911400000 Straining cloth of a kind used in oilr the like incl that of hair	0	4.121	0	37.000
5911901000 Textile packings & gaskets used inmaking/similar machinery	4.807	16.115	44.462	119.174
5911909000 Othe than textile packings & gasketsused in making/similar machinery	22.934	444.213	252.605	2.811.193
6001101000 Unbleached long pile, knitted/crocheted,mercerised	2.184	20.306	30.197	164.677
6001109000 Bleached long pile, knitted/crocheted,not mercerised	29.202	46.854	187.943	310.210
6001210000 Looped pile fabrics of cotton,knitted/crocheted	88.894	125.789	481.094	959.555
6001220000 Looped pile fabric of man made fibre,knitted/crocheted	17.497	42.823	186.020	414.668
6001290000 Looped pile fabric of oth textls matr,knitted/crocheted	0	2.159	0	24.460
6001910000 Oth pile fabrics, of cotton,knitted/crocheted	83.797	92.293	436.872	489.807
6001921000 Oth pile fabrics, of man made fibres,unbleached	18.491	71.420	151.169	510.217
6001929000 Oth pile fabrics, of man made fibres,othe than unbleached	38.023	138.225	160.881	592.119
6001991000 Unbleached fabrics of othe textilematerials,not mercerised	915	4.270	8.709	40.017
6001999000 Bleached fabrics of othe textilematerials,not mercerised	14.585	23.760	98.830	181.280
6002400000 Knit/croch fbrcs;weight>5% of elastomeyarn,no rubber thread, oth than of head	264.530	847.673	2.330.341	8.234.001
6002900000 Knit/croch fbrcs;weight<5% of elastomeyarn,no rubber thread, oth than of head	875.857	2.858.028	6.806.058	24.446.670
6003100000 Knit/croc fbrcs of wool/fine animalhair, width<=30cm oth than 6001/6002	2.631	4.712	29.246	43.193
6003200000 Knit/crocheted fabrics of cottonwidth<=30cm oth than 60.01/60.02	31.024	66.310	171.790	380.848
6003300000 Knit/crocheted fabrics of syntheticfibr, width<=30cm oth than 6001/6002	55.603	163.284	578.637	1.353.533
6003400000 Knit/crocheted fabrics of artificialwidth<=30cm oth than 60.01/60.02	342	4.487	12.492	74.964
6003900000 Othr knit/croc fabrics, width<=30cmoth than 60.01/60.02	77.613	143.428	541.101	971.766
6004101000 Knitted swimwear fabric;weight 80%synth yarn; 20% elastic yarn	213.498	1.083.760	1.948.705	10.100.481
6004109000 Knitt/crochet fabrc,width<=30cmcon.>20%, oth thn of heading 6001	345.456	1.657.633	2.987.995	10.303.427
6004900000 Othe knitted/crocheted fabrics; width<=30cm othe than of heading 6001	115.278	351.420	1.215.895	3.610.557
6005210000 Warp knit fabrics of cotton othe than of heading 60.01-60.04	25.534	44.340	165.776	323.372
6005220000 Dyed warp knit fabrics of cotton othethan of heading 60.01-60.04	28.559	107.053	259.667	822.825
6005230000 Warp knit fabrics of yarn of diff coloroth than of heading 60.01-60.04.	41.421	111.286	288.420	918.175
6005240000 Printed warp knit fabrics of cotton oththan of heading 60.01-60.04	30.579	70.388	235.599	538.082
6005311000 Wrp knit fbrc,of synthtc,bleach/no,swimwer,of polyester&polybutylene	12.028	28.211	109.960	378.687
6005319000 Wrp knit fbrc,of synthtc,bleach/no,oth thn swimwr,of polystr&polybutyln	159.371	520.011	1.241.167	3.478.513
6005321000 Warp knit fabrc,of synthtc,dyed,swimwer,of polyester&polybutylene	122.752	261.390	787.075	1.766.910
6005329000 Warp knit fabrc,of synthtc,dyed,oth thn swimwr,of polystr&polybutyln	100.060	544.245	770.226	3.902.266
6005331000 Wrp knit fbrc,of synthtc,yarn diff clr,swimwer,of polyester&polybutylene	427	4.869	6.924	66.014
6005339000 Wrp knit fbrc,of synthtc,yarn diff clr,oth thn swimwr,of polystr&polybutyln	99.682	176.893	1.519.299	2.494.950
6005341000 Warp knit fabrc,of synthtc,printed,swimwer,of polyester&polybutylene	2.351	11.095	26.504	106.888
6005349000 Warp knit fabrc,of synthtc,printed,oth thn swimwr,of polystr&polybutyln	2.486	36.095	4.956	128.804
6005410000 Warp knit fabrics of artifil fibres ofthan of heading 60.01-60.04	100	380	816	3.056
6005420000 Dyed warp knit fabrics of artifil fibroth than of heading 60.01-60.04.	16.888	17.376	117.538	126.907
6005900000 Oth warp knit fabrics oth than ofheading 60.01-60.04	101.992	357.734	503.083	1.827.669
6006100000 Oth knit/crochtd fbrcs of wool/fineanimal hair oth than of head 6001-6004	16.469	241.530	142.708	3.599.780
6006210000 Oth knit/crochtd fbrcs of cottonoth than of heading 60.01-60.04.	177.909	413.272	1.206.208	3.204.131
6006220000 Oth dyed knit/crochtd fbrcs of cottonoth than of heading 60.01-60.04.	1.403.108	3.934.164	9.611.295	27.597.015
6006230000 Oth knit/crochtd fbrcs of yarn of difcolor oth than of heading 60.01-60.04	3.490	41.429	23.278	273.192

**I.3. IMPOR MENURUT KOMODITI / IMPORT BY HS COMMODITY**  
**\*\*\* MARET / MARCH 2009 \*\*\***

H S Uraian Komoditi Commodity Description	Berat Bersih / Net Weight (Kg)		Nilai / Value C.I.F (US\$)	
	Bulan ini Current Month	Kumulatif Cum.Jan. to date	Bulan ini Current Month	Kumulatif Cum.Jan. to date
6006240000 Oth printed knit/crochtd fbrcs ofcotton oth than of heading 60.01-60.04.	37.032	81.464	319.839	708.928
6006311000 Oth warp knit fbrcs of nylon fibr meshfor as a backng material for mosaic tile	45.807	83.010	176.451	462.237
6006319000 Oth warp knit fbrcs of oth than of heading 60.01-60.04.	37.134	67.330	245.380	463.951
6006321000 Dyed nylon fibre mesh for use as backngmat for mosaic tiles oth than head 6001	311.644	886.078	2.289.265	7.563.191
6006329000 Oth dyed nylon fibres material formosaic tiles oth than head of 6001-6004	303.510	734.602	2.059.989	5.615.252
6006330000 Oth knittd/crochetd fabrc synthtc,of yarn of diff colors	1.231	3.023	17.032	38.979
6006340000 Oth knittd/crochetd fabrc synthtc,printed	32.893	66.353	361.832	695.163
6006410000 Oth warp knit fabrics of artificialfibres oth than of heading 60.01-60.04.	2.985	4.276	14.670	35.325
6006420000 Oth dyed warp knit fabrics of artifi-cial fibres oth than of head 60.01-60.04	104.729	406.242	740.400	2.676.858
6006430000 Oth warp knit fabrics of yarn of diffcolor oth than of heading 60.01-60.04	0	103	0	1.334
6006440000 Oth warp knit fabrics of artificialfibres printed oth than of head 60.01-60	2.417	9.759	30.671	102.274
6006900000 Oth warp knit fabrics oth than of artcial fibres oth than of head 6001-6004	184.152	747.274	1.204.837	5.585.272
6101200000 Male's wear of cotton oth than ofhead 61.03	2.609	10.005	74.318	156.834
6101300000 Male's wear of man-made oth thanof head 61.03	197	1.062	4.264	12.723
6101900000 Male's wear of oth textile materialoth than of head 61.03	36	133	1.501	3.039
6102200000 Female's wear of cotton,knitted/crochetd oth than of head 6104	839	6.682	20.654	95.477
6102300000 Female's wear of man-made fibres,knitted/crochetd oth than of head 61	221	2.667	1.327	26.719
6102900000 Female's wear of oth textile materials,knitted/crochetd oth than of head 61	233	263	8.355	9.222
6103220000 Male' ensembles of cotton	469	9.336	52.748	169.196
6103290000 Men/boy ensembl of oth textls matrsl(oth thnswimwr)knitt/crochet	2	2	28	28
6103310000 Male's jackets & blazers of wool/fineanimal hair	82	82	3.974	3.974
6103320000 Male's jackets & blazers of cotton	2.478	5.792	35.440	54.084
6103330000 Male's jackets & blazers of syntheticfibres	1.514	4.575	33.362	67.029
6103399000 Male's jackets & blazers of oth textilmaterials	59	202	1.616	3.989
6103410000 Male's trousers,bib&brace overall,breeches&shorts of wool/fine animal hair	83	83	3.995	3.995
6103420000 Male's trousers,bib&brace overall,breeches&shorts of cotton	5.359	22.896	32.429	93.212
6103430000 Male's trousers,bib&brace overall,breeches&shorts of synthetic fibres	1.794	6.972	38.797	101.790
6103490000 Men/boy trousr,bib&brace overvll,breech&short of oth textl matr,knitt/crochet	482	668	4.030	10.167
6104130000 Female's suits of synthetic fibres	0	131	0	246
6104192000 Women/girl suits,of cotton synthtcfibres,of oth textl matr,knitt/crochet	48	151	593	1.035
6104199000 Female's suits of oth textile material	3	4	31	33
6104220000 Female's ensembles of cotton	531	3.194	48.654	55.262
6104230000 Female's ensembles of synthetic fibres	0	637	0	1.279
6104290000 Womens/girls ensembles,of oth textl matr,knitted/crochetd	2	2	137	137
6104320000 Female's jackets & blazers of cotton	1.599	5.591	10.719	43.679
6104330000 Female's jackets & blazers of syntheticfibres	912	2.757	32.400	44.238
6104390000 Women/girl jackets&blazers,of oth textl matr,knitt/crochet	246	459	2.327	6.680
6104410000 Dresses of wool/fine animal hair, knitted/crochetd	0	42	0	4.005
6104420000 Dressed of cotton	7.180	15.036	83.515	153.911
6104430000 Dressed of synthetic fibres	2.791	17.648	19.319	93.579
6104440000 Dressed of artificial fibres	1.298	2.711	68.060	132.334
6104490000 Dresses of other textile materials	874	1.886	24.333	52.435
6104520000 Female's skirts & divided skirts ofcotton	4.199	6.884	24.186	31.899
6104530000 Female's skirts & divided skirts ofsynthetic fibres	802	3.478	7.211	20.247
6104590000 Women/girl skirts&devided skirts,of oth textl matr,knitt/crochet	83	197	4.626	10.361
6104620000 Female's trousers, bib & brace overallsbreeches & shorts of cotton	50.502	121.788	153.746	374.809
6104630000 Female's trousers, bib & brace overallsbreeches & shorts of synthetic fibres	22.249	78.490	62.714	209.165
6104690000 Womn/girl trousr,bib&brace overvll,brh&short f oth textl matr,knitt/crochet	837	5.458	37.685	111.636
6105100000 Male's wear of cotton, knitted/crochetd	20.419	53.394	537.764	1.046.188
6105201000 Male's wear of synthetic fibres, knittedor crochetd	3.632	7.430	114.692	201.305
6105202000 Male's wear of artificial fibres, knitteor crochetd	21	653	2.255	19.081
6105900000 Men/boy shirts of oth textls matrsl,knitt/crochet	1.618	1.641	43.035	44.993
6106100000 Female's wear of cotton, knitted/crochetd	77.668	132.354	717.647	1.086.878
6106200000 Female's wear of man-made, knittedor crochetd	16.412	33.378	62.982	194.323
6106900000 Womn/girl blous,shirt&shirtblous,oth textl matr,knitt/crochet	3.352	8.863	60.619	163.053
6107110000 Male's underpants & briefs of cotton	16.386	28.604	151.076	259.108
6107120000 Male's underpants & briefs of man-madefibres	9.780	20.848	52.016	75.138
6107190000 Male's underpants & briefsof oth textls matrsl	1.509	5.739	29.932	39.811
6107210000 Male's nightshirts & pyjamas of cotton	86	3.280	1.959	22.410
6107220000 Male's nightshirt & pyjama of man-madefibres	450	1.102	563	1.559
6107910000 Oth wear articles of cotton	40.673	80.141	57.089	121.473
6107990000 Oth wear male of oth textls matrsl	1.240	1.241	8.334	8.388
6108110000 Female's slips & petticoats of man-made fibres	136	547	4.429	18.197
6108193000 Female's slips & petticoats of cottonof oth textls matrsl	573	573	983	983
6108199010 Female's slips & petticoats of silkof oth textls matrsl	0	1	0	12
6108199090 Female's slips & petticoats oth thnsilk, of oth textls matrsl	595	1.432	9.107	43.620
6108210000 Briefs & panties of cotton	23.419	57.097	127.469	270.629
6108220000 Briefs & panties of man-made fibres	33.605	168.816	77.080	432.733
6108290000 Female's brief&pantie,knitt/crochetof oth textls matrsl	207	444	3.317	7.339
6108310000 Nightdresses & pyjamas of cotton	13.997	53.030	25.964	116.879
6108320000 Nightdresses & pyjamas of man-madefibres	10.419	31.910	21.072	58.171
6108390000 Female nightdress&pyjama,of othtextls matrsl,knitt/crochet	675	733	5.568	8.052
6108910000 Negliges, bathrobes, dressing gowns ofcotton	649	743	9.987	11.513

**I.3. IMPOR MENURUT KOMODITI / IMPORT BY HS COMMODITY**  
**\*\*\* MARET / MARCH 2009 \*\*\***

H S Uraian Komoditi Commodity Description	Berat Bersih / Net Weight (Kg)		Nilai / Value C.I.F (US\$)	
	Bulan ini Current Month	Kumulatif Cum. Jan. to date	Bulan ini Current Month	Kumulatif Cum. Jan. to date
6108920000 Negliges, bathrobes, dressing gowns of man-made fibres	6.591	10.567	20.451	30.728
6108990000 Oth female wear, of oth textl matrl, knitted/crocheted	410	577	8.810	13.288
6109101000 Men/boys' t-shirts, singlets & oth vests, knitted/crocheted of cotton	68.474	171.262	543.817	1.525.287
6109102000 Women/girls' t-shirts, singlets & oth vests, knitted/crocheted of cotton	44.832	96.886	511.445	1.321.709
6109901000 Men/boys' t-shirts, singlets & oth vests knitt./crocheted of ramie, linen/silk	163	9.698	3.774	68.815
6109902000 Men/boys' t-shirts, singlets & oth vests knitted/crocheted of oth materials	7.724	64.473	258.140	628.707
6109909000 T-shirt, singlet & oth vest, knitt/crochet, of oth txtl mtrl, oth thn f rami, linn & slk	10.228	30.826	84.447	269.557
6110110000 Jerseys, pullovers, cardigans, waistcoat of wool	21.162	42.657	36.254	93.370
6110120000 Jerseys, pullovers, cardigans, waistcoat of kashmir (cashmere) goats	65	116	12.582	15.158
6110190000 Jerseys, pullovers, cardigans, waistcoat of oth wool/fine animal hair	38	11.754	868	104.631
6110200000 Jerseys, pullovers, cardigans, waistcoat of cotton	222.175	442.027	1.687.051	3.300.033
6110300000 Jerseys, pullovers, cardigans, waistcoat of man-made fibres	8.075	27.479	155.651	430.494
6110900000 Jersey, pullover, cardigan, waistcoat & similar article, knitt/crochet, of oth txtl mtrl	68.514	144.517	389.860	802.826
6111200000 Babie garment & clothing accessorie, knitt/crochet, of cotton	6.877	23.336	109.074	347.070
6111300000 Babie garment & clothing accessorie, knitt/crochet, of synthc fibres	5.929	12.043	20.634	68.860
6111900000 Babie garment & clothing accessorie, knitt/crochet, of oth txtl mtrl	438	2.893	3.243	69.276
6112110000 Track suits of cotton knitted/crocheted	82	91	2.789	3.098
6112120000 Track suits of synthetic fibres knitted/crocheted	65	393	2.452	6.979
6112190000 Track suits of oth txtl mtrl, knitted/crocheted	536	550	6.692	7.334
6112310000 Male's swimwear, of synthc fibr, knitted/crocheted	115	1.570	2.502	63.226
6112410000 Female swimwear, of synthc fibr, knitted/crocheted	531	4.002	22.827	145.016
6112490000 Female swimwear, of oth txtl mtrl, knitted/crocheted	0	1.087	0	2.071
6113001000 Diver wetsuit, made up of knitt/cochet, fabrics of heading 5903, 5906/5907	35	347	711	12.377
6113002000 Protective/safety garmnt fr worker, made-up of knitt/cochet, head 5903;5906;5907	848	2.811	7.601	12.321
6114200000 Oth garments, knitted/crocheted of cotton	77.931	212.395	418.312	1.149.344
6114300000 Oth garments, knitted/crocheted of man-made fibres	530	1.785	21.362	57.374
6114900000 Oth garments, knitted/crocheted of oth textile materials	34.000	74.338	398.100	844.613
6115100000 Panty hose & tights of graduated compression hosiery	0	122	0	3.524
6115210000 Panty hose & tights of synthetic fibres, single yarn <67 decitex, elastic/rubber	8	1.989	277	14.604
6115220000 Panty hose & tights of synthetic fibres, single yarn <67/>67 decitex,	0	25	0	1.067
6115291000 Stockings, socks, sockettes of cotton single yarn <67 decitex, elastic/rubber	0	241	0	851
6115299000 Panty hose & tights of oth than cotton elasticated/rubberised	5.956	10.631	11.595	24.862
6115301000 Women's full-length, knee-length hosiery of cotton, single yarn <67 decitex	11	9.923	422	23.664
6115309000 Women's full-length, knee-length hosiery of oth than cotton, single yarn <67 dtex	18	65	688	2.079
6115940000 Oth stockings, socks, of wool/fine animal hair, single yarn <67 decitex	0	130	0	3.974
6115950000 Oth stockings, socks, of cotton, single yarn <67 decitex	20.412	28.566	118.518	275.271
6115960000 Oth stockings, socks, sockettes of synthetic fibres, single yarn <67 dtex	15.127	36.789	60.113	191.492
6115990000 Oth stockings, socks, sockettes of oth textile materials, single yarn <67 dtex	33	1.189	633	8.429
6116100000 Gloves, mittens, mitts, knitted, croch. impregn., coated/covered plastics/rubber	1	10.314	5	138.161
6116910000 Gloves, mittens, of wool/fine animal hair knit. not impregn. coat. plastics/rubbers	100	358	10.899	26.216
6116920000 Gloves, mittens, of cotton knitted, croch. not impregnated coated plastics/rubbers	12	224	205	764
6116939000 Gloves, mittens, of oth th synthetic fibr knit. not impregn. coat. plastics/rubbers	1.569	4.378	5.071	22.064
6116990000 Gloves, mittens, of oth textile materials knit. not impregn. coat. plastics/rubbers	76	97	1.426	2.168
6117101000 Shawls, scarves, mufflers, mantillas, & the like of cotton	2.555	5.362	16.108	44.620
6117109000 Shawls, scarves, mufflers, mantillas, & the like of oth textile materials	4.667	12.411	63.154	153.625
6117801100 Ties, bow ties & cravats of wool/fine animal hair	331	2.343	7.831	24.706
6117801900 Ties, bow ties & cravats of oth than wool/fine animal hair	4	225	556	2.206
6117809000 Oth access of oth than wool/fine animal hair	12.282	61.531	299.848	1.447.704
6117900000 Oth parts of garment	59.477	136.976	226.634	613.186
6201110000 Men/boys' overcoats, raincoats, car-coats, cloaks of wool/fine animal hair	1	58.600	32	91.975
6201120000 Men/boys' overcoats, raincoats, car-coats, cloaks of cotton	49	262	3.135	15.006
6201130000 Men/boys' overcoats, raincoats, car-coats, cloaks of man-made fibres	1.712	1.910	12.122	16.281
6201190010 Men/boys' overcoats, raincoats, car-coats, capes, cloaks of silk	0	2.474	0	26.805
6201190090 Men/boys' overcoats, raincoats, car-coats, cloaks of oth man-made fibres	338	435	1.686	4.125
6201910000 Men/boys' anorak, wind-cheaters/jackets of wool/fine animal hair	36	53	445	2.276
6201920000 Men/boys' anorak, wind-cheaters/jackets of cotton	232	2.446	12.784	36.085
6201930010 Men/boys' anorak, wind-cheaters/jackets of batik	26	160	299	1.044
6201930090 Men/boys' anorak, wind-cheaters/jackets of oth man-made fibres	647	3.272	24.402	85.813
6201990090 Men/boys' anorak, wind-cheaters/jackets of oth textile materials	73	85	4.774	4.921
6202110000 Women/girls' overcoats, raincoats, car-coats, capes of wool/fine animal hair	0	42	0	4.405
6202120000 Women/girls' overcoats, raincoats, car-coats, capes of cotton	1.096	7.985	12.414	90.814
6202130090 Women/girls' overcoats, raincoats, car-coats, capes of oth man-made fibres	100	1.017	5.663	38.105
6202190010 Women/girls' overcoats, raincoats, car-coats, capes of silk	0	6	0	398
6202190090 Women/girls' overcoats, raincoats, car-coats, capes of oth textile materials	28	116	5.034	15.499
6202910000 Women/girls' anorak, wind-cheater/jackets of wool/fine animal hair	7	7	2.180	2.180
6202920000 Women/girls' anorak, wind-cheater/jackets of cotton	661	1.297	15.696	38.268
6202930090 Women/girls' anorak, wind-cheater/jackets of oth man-made fibres	312	783	15.014	31.126
6202990090 Oth female wear, of oth textl matrl, oth than silk & ramie	23	2.364	2.561	27.316
6203110000 Men/boys' suits of wool/fine animal hair	252	518	46.660	69.628
6203120000 Men/boys' suits of synthetic fibres	16	41	5.093	5.447
6203191000 Men/boys' suits of cotton	20	90	6.127	9.193
6203199090 Male's suits, of oth textl matrl, oth thn silk & ramie, oth thn cotton	24	319	165	725
6203220000 Men/boys' ensembles of cotton	0	1.232	0	7.271

**I.3. IMPOR MENURUT KOMODITI / IMPORT BY HS COMMODITY**  
**\*\*\* MARET / MARCH 2009 \*\*\***

H S Uraian Komoditi Commodity Description	Berat Bersih / Net Weight (Kg)		Nilai / Value C.I.F (US\$)	
	Bulan ini Current Month	Kumulatif Cum.Jan. to date	Bulan ini Current Month	Kumulatif Cum.Jan. to date
6203230000 Men/boys' ensembles of synthetic fibres	0	961	0	1.600
6203290090 Male's ensembles, of oth textl matr,oth than silk & ramie	369	369	2.108	2.108
6203310000 Men/boys' jackets & blazers of woolor fine animal hair	988	2.978	47.993	138.927
6203320000 Men/boys' jackets & blazers of cotton	22.822	79.548	73.346	258.748
6203330000 Men/boys' jackets & blazers of syntheticfibres	1.678	6.479	54.905	113.808
6203390010 Male jact&blazr, of oth textl matr,of silk	39	168	2.172	4.077
6203390090 Male jact&blazr, of oth textl matr,oth than silk & ramie	842	3.083	78.362	107.789
6203410000 Trousrs,bib&brace overrll,breech&short,of wool/fine animal hair,male wear	771	1.927	33.429	90.041
6203421000 Men/boys' bib & brace overalls ofcotton	867	5.867	9.649	38.600
6203429000 Men/boys' trousers of cotton	187.325	281.529	732.214	1.647.329
6203430000 Trousrs,bib&brace overrll,breech&short,of synthtc fibres,male wear	5.079	22.019	146.290	393.906
6203490010 Trousrs,bib&brace overrll,breech&short,of oth txtl mtrl,of silk, for mens/boys	33	36	2.925	2.947
6203490020 Trousrs,bib&brace overrll,breech&short,of oth txtl mtrl,of ramie, for mens/boys	23	39	799	1.232
6203490090 Trousrs,bib&brace overrll,breech&short,of oth txtl mtrl,oth thn rami&silk,for m	1.936	2.409	62.420	76.678
6204110000 Women/girls' suits of wool/fineanimal hair	1.780	1.806	9.385	12.279
6204120000 Women/girls' suits of cotton	20	770	1.213	14.494
6204130000 Women/girls'suits of synthetic fibres	16	19	66	374
6204190010 Female suit, of oth textl matr,oth thnswimwear,of silk	13	27	91	1.249
6204190020 Female suit, of oth textl matr,oth thnswimwear,of ramie	0	6	0	55
6204190090 Female suit, of oth textl matr,oth thnswimwear,oth than silk & ramie	107	2.257	4.724	41.654
6204210000 Women/girls'ensembles of wool/fineanimal hair	65	90	182	445
6204220000 Women/girls' ensembles of cotton	1.210	1.226	2.048	4.642
6204230000 Women/girls' ensembles of syntheticfibres	0	1.562	0	5.515
6204290090 Female ensembl, of oth textl matr,oththn swimwear,of silk&ramie	662	662	7.749	7.749
6204310000 Women/girls' jackets & blazers ofwool/fine animal hair	55	309	10.595	26.672
6204320000 Women/girls' jackets & blazers ofcotton	5.157	28.198	59.774	176.011
6204330000 Women/girls' jackets & blazers ofsynthetic fibres	1.211	6.221	38.217	92.775
6204390010 Female jact&blazr,of oth txtl mtrl,oththn swimwear,of silk	44	162	2.279	8.582
6204390090 Female jact&blazr,of oth txtl mtrl,oththn swimwear,of silk&ramie	753	1.869	69.002	133.375
6204410000 Dresses of wool/fine animal hairnot knitted/crocheted	7	73	2.168	3.965
6204420000 Dresses of cotton	11.963	33.871	231.791	463.054
6204430000 Dresses of synthetic fibres	8.331	18.320	96.646	222.463
6204440000 Dresses of artificial fibres	2.251	16.248	60.580	164.956
6204490010 Female dresses,of oth textl matr,oththn swimwear,of silk	1.794	3.970	96.370	223.828
6204490090 Female dresses,of oth textl matr,oththn swimwear,of silk&ramie	1.646	2.699	71.920	148.425
6204510000 Skirts & divided skirts of wool/fineanimal hair	43	261	2.057	12.009
6204520000 Skirts & divided skirts of cotton	15.348	38.514	102.349	280.581
6204530000 Skirts & divided skirts of syntheticfibres	778	5.664	23.964	128.238
6204590010 Feml skirt&dvde skrt, oth txtl mtrl,oththn swimwear,of silk	105	282	12.944	26.259
6204590090 Feml skirt&dvde skrt, oth txtl mtrl,oththn swimwear,of silk&ramie	1.240	9.641	53.762	159.752
6204610000 Women/girls' trousers,bib&brace overrllbreeche,short of wool/fine animal hair	103	360	11.776	30.790
6204620000 Women/girls' trousers,bib&brace overrllbreeches,shorts of cotton	115.968	326.805	498.005	1.623.771
6204630010 Women/girls' trousers,bib&brace overrllbreeches,shorts batik	5	38	90	3.605
6204630091 Women/girls' flyers coveralls	75	76	336	351
6204630099 Oth women/girls' flyers coveralls	5.977	34.290	63.404	257.290
6204690010 Trousrs,bib&brace overrll,breech&short,of oth txtl mtrl,of silk, for womens/gir	150	223	10.592	14.489
6204690020 Trousrs,bib&brace overrll,breech&short,of oth txtl mtrl,of ramie, for womens/gi	81	190	4.601	6.964
6204690090 Trousrs,bib&brace overrll,breech&short,of oth txtl mtrl,oth thn silk&rami, wmn	10.059	72.768	164.879	465.188
6205200000 Men/boys' shirts of cotton	31.050	71.404	684.491	1.354.588
6205300000 Men/boys' shirts of man-made fibres	1.200	2.620	14.561	41.160
6205900010 Male's shirts,of oth textl matr,of silk	8	106	281	2.495
6205900020 Male's shirts,of oth textl matr,of ramie	0	27	0	558
6205900090 Male's shirts,of oth textl matr,oth thn silk&ramie	2.377	5.579	40.767	68.444
6206100000 Women/girls' blouses, shirts & shirts-blouses of silk/silk waste	881	9.282	86.841	218.275
6206200000 Women/girls' blouses, shirts & shirts-blouses of wool/fine animal hair	19	5.143	5.961	164.904
6206300000 Women/girls' blouses, shirts & shirts-blouses of cotton	40.607	176.412	540.173	1.390.400
6206400000 Women/girls' blouses, shirts & shirts-blouses of man-made fibres	21.955	79.088	104.985	435.696
6206900010 Female's wear,of oth textl matr,of silk	509	629	28.754	41.951
6206900020 Female's wear,of oth textl matr,of ramie	0	4	0	471
6206900090 Female's wear,of oth textl matr,oth thn silk&ramie	6.388	49.046	106.753	327.478
6207110000 Men/boys' underpants & briefs ofcotton	304	1.207	8.874	15.858
6207190000 Men/boys' underpants & briefs ofoth textile materials	19	27	438	617
6207210000 Men/boys' nightshirts & pyjamasof cotton	20	3.991	903	7.648
6207220000 Men/boys' nightshirts & pyjamasof man-made fibres	0	48	0	1.666
6207290090 Male night shirt&pyjam,f oth txtl mtrl,oth thn silk&ramie	1	1	73	73
6207910000 Oth male wear,of cotton	29	37	805	2.086
6207990000 Oth male wear,of oth textl matr	0	1	0	163
6208110000 Women/girls' slips & petticoatsof man-made fibres	246	319	1.378	2.639
6208190010 Female slip&petticoat,of oth textlmatr,of silk	0	4	0	645
6208190090 Female slip&petticoat,of oth textlmatr,oth thn silk&rami	416	742	7.570	15.864
6208210000 Women/girls' nightdresses & pyjamasof cotton	75.694	142.702	117.357	251.467
6208220000 Women/girls' nightdresses & pyjamasof man-made fibres	68	21.431	1.021	53.496
6208290090 Female nightdress&pyjam,of oth textlmatr,oth thn silk&rami	4	1.451	113	28.875

**I.3. IMPOR MENURUT KOMODITI / IMPORT BY HS COMMODITY**  
**\*\*\* MARET / MARCH 2009 \*\*\***

H S Uraian Komoditi Commodity Description	Berat Bersih / Net Weight (Kg)		Nilai / Value C.I.F (US\$)	
	Bulan ini Current Month	Kumulatif Cum.Jan. to date	Bulan ini Current Month	Kumulatif Cum.Jan. to date
6208911000 Panties of cotton	193	1.696	318	2.794
6208919000 Women/girls' singlets of cotton	16	5.750	115	111.544
6208920000 Female wear of man-made fibres	2.832	22.146	14.535	76.068
6208999000 Female wear of oth textl matrl,oth thnwool/fine animal hair	581	639	17.683	19.280
6209202000 Babies' t-shirts,shirts,pyjamas, napkins(diapers),& similar articles of cotton	771	3.069	15.679	54.299
6209209010 Babie garmnt&cloth accessri,of cotton,oth wear,suit,pant&similr articl	330	1.608	17.331	27.122
6209209090 Babie garmnt&cloth accessri,of cotton,oth wear,oth thn suit,pant&similr articl	4.203	7.905	62.695	122.375
6209301000 Babies' suits, pants & similar articlesof synthetic fibres	66	3.381	1.333	34.049
6209302000 Babies' t-shirts,shirts,pyjama, napkins& similar articles of synthetic fibres	14	158	592	1.149
6209303000 Babies clothing access of syntheticfibers	109	806	2.240	20.307
6209900000 Babies garment&clothing accessories,of oth textiles materials	792	1.782	13.321	29.162
6210101000 Garmnt,made up of fabr of head 5602or 5603,protective works garments	15	188	176	3.378
6210109000 Garmnt,made up of fabr of head 5602or 5603,oth thn protective work garmnt	7	75	151	4.826
6210201000 Oth garmnt of subhead 620111-620119,protective works garments	0	186	0	4.007
6210209000 Oth garmnt of subhead 620111-620119,oth thn protective work garmnt	12	75	73	235
6210301000 Oth garmnt of subhead 620211-620219,protective works garments	14	23	103	261
6210309000 Oth garmnt of subhead 620211-620219,oth thn protective work garmnt	661	1.216	12.381	21.642
6210400000 Oth male garmnt,made up of fabr ofhead 5602;5603;5903;5906;5907	32	5.948	2.490	74.815
6210500000 Oth female garmnt,made up of fabr ofhead 5602;5603;5903;5906;5907	260	636	7.719	19.604
6211110090 Men/boys' swimwear of oth than batik	672	4.897	12.282	136.266
6211120010 Women/girls' swimwear of batik	13	13	475	475
6211120090 Women/girls' swimwear of oth than batik	152	1.528	5.736	41.430
6211320000 Men/boys' track suits of cotton	37	20.619	1.861	31.305
6211330000 Oth garments, mens/boys,of man-made fibres	7	1.566	166	23.950
6211390000 Oth garments, mens/boys,of oth textile materials	0	205	0	9.002
6211410000 Oth garments, women/girls'of wool fine animal hair	0	12	0	115
6211420000 Oth garments, womens/girls,of cotton	558	1.726	28.164	57.992
6211439000 Oth garmnt,males,of man-made fibres,oth than surgical gowns	11.683	45.063	30.197	88.448
6211490000 Oth garmnt,males,of oth textilesmaterials	175	510	9.605	17.929
6212101000 Brassieres of cotton	31.291	53.992	130.721	523.759
6212109000 Brassieres of oth textile materials	142.497	449.273	898.276	2.118.433
6212201000 Girdles & panty-girdles of cotton	0	1.910	0	9.072
6212209000 Girdles & panty-girdles of oth textilematerials	429	6.317	16.299	48.859
6212301000 Corselettes of cotton	289	385	6.874	7.300
6212309000 Corselettes of oth textile materials	5	35	196	782
6212901000 Suspenders, garters of cotton	167	2.836	843	33.096
6212909000 Suspenders, garters of oth textilematerials	12.353	76.183	313.279	1.138.034
6213200010 Handkerchiefs, of cottonbatik	0	4	0	664
6213200090 Handkerchiefs, of cottonoth than batik	1.065	11.095	22.168	48.026
6213900011 Handkerchiefs of oth textile materials,of silk, batik	0	1	0	24
6213900019 Handkerchiefs of oth textile materials,of silk, oth thn batik	2	2	440	440
6214100090 Shawls, scarves, mufflers, mantillas,veils'not batik of silk/silk waste	136	2.153	16.516	87.668
6214200000 Shawl,scarve,muffler,mantilla,veils &the like, of wool/fine animals hair	14	33	3.111	5.977
6214300090 Shawls, scarves, mufflers, mantillas,veils' not batik of synthetic fibres	1.141	1.482	3.851	8.525
6214400090 Shawls, scarves, mufflers, mantillas,veils' not batik of artificial fibres	78	2.248	2.940	27.627
6214900090 Shawls, scarves, mufflers, mantillas,veils'not batik of oth textile materials	413	1.217	17.185	58.463
6215100090 Ties, bow ties & cravats' not batik of silk/silk waste	851	5.353	24.412	121.762
6215200090 Ties, bow ties & cravats' not batik ofman-made fibres	883	15.710	12.638	52.976
6215900010 Ties, bow ties & cravats of othtextiles materials, batik	3	3	867	867
6215900090 Ties, bow ties & cravats of othtextiles materials, oth thn batik	160	408	3.016	5.961
6216001000 Protective work gloves, mittens & mitts	433	4.325	15.140	25.882
6216009200 Oth gloves, mittens of cotton, oth thansubheading 6216.00.10	6.604	8.261	30.236	37.382
6216009900 Oth gloves, mittens of oth textilematerials	409	2.538	13.518	28.197
6217100000 Accesories of clothing access oth thanof heading 62.12	35.686	125.689	397.141	1.434.746
6217900000 Parts of clothing access oth thanof heading 62.12	57.880	193.758	1.032.837	3.640.422
6301100000 Electric blankets	16	397	366	6.871
6301200000 Blankets not electric and travellingrugs, of wool/fine animal hair	0	8	0	6
6301300000 Blankets not electric and travellingrugs, of cotton	202	5.806	4.288	49.984
6301400010 Blankt(oth thn elctrc blankt)&travlngrug,of synthtc fibr,of nonwoven fabr	373	1.267	4.155	15.600
6301400090 Blankt(oth thn elctrc blankt)&travlngrug,of synthtc fibr,oth nonwoven fabr	19.678	88.508	100.703	199.904
6301900010 Oth blankets&travelling rugs,of nonwoven fabrics	0	1.995	0	16.086
6301900090 Oth blankets&travelling rugs,oth thn nonwoven fabrics	22	221	109	782
6302100000 Bed linen, knitted/crocheted	100	1.343	2.144	8.177
6302210000 Bed linen, printed of cotton	907	4.899	8.290	63.037
6302229000 Bed linen, printed of man-made fibresof woven fabrics	0	95	0	1.699
6302290000 Bed linen, printed of oth textilematerials	4	4	32	32
6302310000 Oth bed linen of cotton	7.276	20.411	73.184	204.208
6302329000 Oth bed linen of man-made fabricsof woven fabrics	0	1.754	0	4.957
6302390000 Oth bed linen of oth textile materials	0	664	0	2.079
6302510090 Oth table linen's not batik of cotton	13.260	24.799	68.281	142.430
6302590010 Oth table linen batik of oth textilematerials	22	22	362	362
6302590090 Oth table linen not batik of oth txtmaterials	0	88	0	1.597
6302600090 Toilet,kitchen linen,of terry towelling/similar terry, not batik, of cotton	47.389	263.518	106.585	408.202



**I.3. IMPOR MENURUT KOMODITI / IMPORT BY HS COMMODITY**  
**\*\*\* MARET / MARCH 2009 \*\*\***

H S Uraian Komoditi Commodity Description	Berat Bersih / Net Weight (Kg)		Nilai / Value C.I.F (US\$)	
	Bulan ini Current Month	Kumulatif Cum.Jan. to date	Bulan ini Current Month	Kumulatif Cum.Jan. to date
6302910090 Oth bed linen not batik of cotton	86.531	512.039	220.895	743.819
6302930090 Oth linen, of man-made fibres,oth thn batik	3.278	6.418	16.361	24.364
6302990000 Oth linen, of oth textile materials	1.534	1.597	7.128	7.583
6303120000 Curtain, blinds, valances, knitted/crocheted of synthetic fibres	80	87	311	378
6303191000 Curtain, knitted/crocheted, of oth textiles materials, of cotton	67	107	432	575
6303199000 Curtain, knitted/crocheted, of oth textiles materials, oth thn cotton	11.357	12.498	42.517	49.208
6303920000 Curtain not knitted/crocheted of synthetic fibres	0	36.322	0	65.100
6303990000 Curtain not knitted/crocheted of oth textile materials	166	166	500	500
6304110000 Bedspreads, knitted/crocheted	0	4.861	0	19.064
6304191090 Oth furnshng artcl,bedsprd,of cotton,oth thn knitt/crochett,oth thn batik	11.883	16.491	99.164	122.147
6304199090 Oth furnshng artcl,bedsprd,oth thn ctnnonwvn knitt/crochett,oth thn batik	736	737	5.771	5.778
6304911000 Oth furnshng artcl,oth thn bedsprd,kntt/crocheted, mosquito nets	0	419.080	0	2.871.197
6304919000 Oth furnshng artcl,oth thn bedsprd,kntt/crocheted, oth thn mosquito nets	1	13	10	78
6304920000 Oth furnshng artcl,oth thn bedsprd,notknitt/crochet,of cotton	2.563	2.603	18.419	18.883
6304930000 Oth furnshng artcl,oth thn bedsprd,notknitt/crochet,of synthtc fibres	54	32.374	414	39.072
6304990000 Oth furnshng artcl,oth thn bedsprd,notknitt/crochet,of oth txtl mtrl	53	7.102	194	26.295
6305101100 Sack&bag,oth bast fibr head 5303,new,of jute	358.661	1.118.130	254.521	798.446
6305101900 Sack&bag,oth bast fibr head 5303,new,oth thn jute	2.610	2.798	17.799	18.731
6305102100 Sack&bag,oth bast fibr head 5303,used,of jute	117.810	307.980	14.742	38.556
6305102900 Sack&bag,oth bast fibr head 5303,used,oth thn jute	0	22	0	387
6305200000 Sacks and bags, of cotton	4.111	7.499	74.377	125.232
6305321000 Flexible intermediate bulk containers of nonwovens	0	28	0	814
6305329000 Flexible intermediate bulk containers not knitted/crocheted	540	13.246	8.050	32.294
6305331000 Sack,bag of polyethylene/polypropylenestrip knitted/crocheted	0	1.020	0	6.531
6305332000 Sacks, bags of woven fabrics of strip or the like	94	94	273	273
6305339000 Sack,bag of polyethylene/polypropylenestrip not knitted/crocheted	833	11.480	2.862	26.846
6305391000 Oth sacks, bags of nonwovens of polyethylene/polypropylene	1.692	4.945	3.643	23.478
6305399000 Oth sacks, bags of not knitted/crocheted of polyethylene/polypropylene	4	157	45	4.947
6305909000 Oth sacks, bags	1.425	9.545	9.063	14.195
6306120000 Tarpaulins, awnings & sunblinds of synthetic fibres	161.559	161.856	240.478	242.835
6306191000 Tarpaulins, awnings & sunblinds of hemp of heading 53.04/coconut head. 53.05	0	140	0	140
6306199000 Tarpaulins, awnings & sunblinds of oth textile materials :	331	5.349	515	3.488
6306220000 Tents of synthetic fibres	148	5.265	374	12.993
6306299000 Tents of oth textiles materials other than cotton	0	2	0	6
6306300000 Sails	89	743	1.372	6.314
6306401000 Pneumatic mattresses of cotton	0	22	0	17
6306409000 Pneumatic mattresses other than cotton	97	97	1.578	1.578
6306999000 Oth camping goods of oth textile materials, wovens	203	203	404	404
6307101000 Floor-cloths, dish-cloths, dusters, cleaning cloths of nonwovens	217	10.403	1.454	157.323
6307102000 Floor-cloths, dish-cloths, dusters, cleaning cloths of felts	0	1.044	0	5.932
6307109000 Floor-cloths, dish-cloths, dusters, cleaning cloths of not felts, woven	3.416	27.530	40.087	226.945
6307200000 Life-jackets and life-belts	676	5.780	9.534	56.728
6307903000 Umbrella covers in pre-cut triangular form	12.126	21.805	128.701	231.122
6307906000 Life harnesses	1.740	4.711	18.211	41.923
6307909000 Oth made up articles	41.888	91.548	272.536	925.830
6308000000 Sets consisting of woven fabric & yarn	196	2.125	3.113	23.439
6309000000 Worn clothing & oth worn articles.	16	16	216	216
6310101000 Used/new rags, sorted	34	50	294	600
6310109000 Scrap twine, cordage, rope and cables worn out articles of those, sorted	0	30.632	0	1.890
6310901000 Used/new rags, unsorted	1	621	60	307
6310909000 Scrap twine, cordage, rope and cables worn out articles of those, unsorted	1.064	11.284	1.008	5.861
6401100000 Waterproof footwear incorp. protective metal toe-cap with outer soles, rubbers	9.686	10.042	42.564	45.175
6401920000 Waterproof footwear, covering the ankle but not cover the knee, with outer soles	5.642	6.000	13.554	14.152
6401990000 Oth waterproof footwear with outer sole plastic by stitching, riveting, nailing	85.382	103.840	95.504	192.612
6402120000 Ski-boots, cross-country ski footwear & snowboard boot with outer soles, rubber	0	1	0	1
6402190000 Sports footwear with outer soles, rubber or plastics	119.629	399.280	1.646.960	3.994.899
6402200000 Footwear with upper straps/thongs assembled to the sole by means of plugs	11.054	11.256	46.792	49.411
6402911000 Oth footwear covering the ankle, diving boots	136	303	812	1.890
6402919000 Oth footwear covering the ankle, other than diving boots	646	2.953	17.712	73.450
6402990000 Footwear not covering the ankle without outer soles, rubbers, plastics	722.037	1.513.585	1.357.857	3.571.682
6403191000 Sports footwear fitted with studs, bar & the like, football, running, golf shoes	4.398	4.424	140.974	141.114
6403199000 Sports footwear not fitted with studs, bar & the like	18.501	67.314	428.057	1.538.376
6403200000 Footwear, outer soles of leather, uppers of leather straps accros, instep big toe	119	910	1.213	8.814
6403400000 Footwear, incorp. a protective metal toe cap base/platform of wood	11.162	30.840	41.659	171.085
6403510000 Oth footwear with outer sole of leather covering the ankle	8	294	1.541	15.499
6403590000 Oth footwear with outer sole of leather other than covering the ankle	1.985	16.668	54.716	158.640
6403910000 Oth footwear covering the ankle	1.073	6.618	19.380	50.601
6403990000 Oth footwear other than covering the ankle	18.724	110.637	490.847	1.594.450
6404111000 Footwear with outer sole of rubber/plastic sport footwear with w/o spik, cleat like the like	92	301	860	1.564
6404119000 Footwear with outer sole of rubber/plastic sport footwear with w/o spik, cleat/th like	33.967	120.201	575.953	1.687.872
6404190000 Sports footwear for other purposes with outer incl. textile materials	61.215	152.758	798.575	1.683.238
6404200000 Footwear with outer soles of leather/composition leather	2.549	19.624	23.788	95.040
6405100000 Oth footwear, with uppers of leather/composition leather	1.741	28.868	85.425	542.937

**I.3. IMPOR MENURUT KOMODITI / IMPORT BY HS COMMODITY**  
**\*\*\* MARET / MARCH 2009 \*\*\***

H S Uraian Komoditi Commodity Description	Berat Bersih / Net Weight (Kg)		Nilai / Value C.I.F (US\$)	
	Bulan ini Current Month	Kumulatif Cum.Jan. to date	Bulan ini Current Month	Kumulatif Cum.Jan. to date
6405200000 Oth footwear,with uppers of oth textilematerials	2.011	7.671	30.490	108.292
6405900000 Oth footwear	73.317	294.229	186.558	1.105.507
6406101000 Uppers & parts thereof, oth than stiffeners of metal	31.821	154.841	189.912	724.914
6406109000 Uppers & parts thereof, oth than stiffeners of oth than metal	72.344	327.762	340.689	1.451.688
6406200000 Parts of footwear with outer soles &heels, of rubber/plastics	598.965	1.611.365	2.317.186	6.007.658
6406910000 Parts of footwear of wood	745	4.924	13.621	49.117
6406991100 Oth part of footwear of oth materialsof iron/steel	17.745	70.186	176.130	754.933
6406991200 Oth part of footwear of oth materialsof copper	4.319	4.460	120.845	121.308
6406991900 Oth part of footwear of oth materialsoth thn iron/steel, copper	41	23.459	233	20.662
6406992100 Oth part of footwear of oth materialsof rubber/plastic in-soles	14.846	32.246	117.607	205.060
6406992900 Oth part of footwear of oth materialsof rubber/plastic out-soles	9.842	36.959	59.340	260.940
6406999000 Oth parts of footwear	167.878	385.465	702.272	2.813.859
6501000000 Hat-forms,bodies,hood of felt,not blockshape, not brims, plateoux, manchons	1.546	1.549	18.828	18.838
6504000000 Hats,oth headgear/plaited,by assemblingstrips of any material, trimmed/not	778	7.078	5.284	27.008
6505100000 Hat&oth headgear, knitt/crochet,hair-nets	7.923	11.443	78.192	126.608
6505900000 Hat&oth headgear, knitt/crochet,oth than hair-nets	4.828	27.635	65.795	297.354
6506101000 Protective helmets for motorcyclistswhether/not lined/trimmed	31.081	139.687	70.010	410.730
6506102000 Industrial safety helmets, oth thansteel helmets whether/not lined	11.950	25.853	59.176	113.117
6506103000 Steel helmets	9	363	495	4.485
6506109000 Oth safety headgear	6.914	31.341	45.375	280.403
6506910000 Oth headgear of rubber/of plastics	23.267	30.998	25.393	52.604
6506999000 Nonwoven oth than disposable headgearof oth materials	312	2.726	28.485	83.331
6507000000 Head-band,lining,cover,hat foundation,hat frame,peak&chinstrap,for head-gear	8.226	49.171	77.270	397.275
6601100000 Garden/similar umbrellas	805	51.567	2.518	97.818
6601910000 Umbrellas having a telescopic shaft	720	65.806	5.750	68.244
6601990000 Umbrellas not having a telescopic shaft	72.885	377.461	70.882	414.550
6602000000 Walking-sticks, seat-sticks, whips,riding crops & the like.	1.811	4.566	15.672	52.547
6603200000 Umbrella frames, including framesmounted on shafts (sticks)	44.170	173.967	46.210	188.320
6603901000 Parts for articles of heading 66.01	0	37.523	0	31.299
6603902000 Parts for articles of heading 66.02	2	1.811	1.641	12.227
6701000000 Skin&oth part f bird w their feathr/down, feathr/down,feathr,part of feathrs	4.515	26.573	28.336	63.066
6702100000 Artificial flower, foliage,fruit, partsof plastics	21.450	52.194	65.706	153.119
6702900000 Artificial flower, foliage,fruit, partsof oth materials	5.805	27.053	21.187	125.218
6703000000 Human hair, dressed, thinned,bleached,othwise worked for wigs/the like	1.228	5.026	121.884	399.714
6704110000 Complete wigs of synthetic materials	608	2.896	14.479	83.082
6704190000 False beards, eyebrows,eyelashes,switches of synthetic materials	3.542	10.872	13.926	68.678
6704200000 Wigs, false beards, eyebrows,eyelashes,of human hair	0	204	0	1.995
6704900000 Wigs, false beards, eyebrows,eyelashes,of oth materials	524	5.733	3.689	11.932
6801000000 Setts, curbstones & flagstones, ofnatural stone (except slate)	88.174	437.725	22.623	115.899
6802100000 Tiles, cubes,similar articles, square<7 cm, art. colored, chipping & powder	0	57	0	964
6802210000 Marble, travertine & alabaster, simplycut/sawn a flat/even surface	525.197	2.563.506	236.870	1.455.875
6802230010 Oth monumntl/buildng ston&artcl thereof,granite polished slabs	1.330.601	2.886.165	359.412	829.679
6802230090 Oth monumntl/buildng ston&artcl thereof,granite oth thn polished slabs	11.505	45.749	2.286	30.066
6802290000 Monumental/building stone, simplycut/sawn a flat/even surface	907	46.088	702	8.324
6802910000 Marble, travertine & alabaster, futherworked	55.254	248.572	22.137	104.604
6802920000 Calcareous stone, further worked	0	898	0	2.784
6802930000 Granite further worked	273.126	492.640	66.974	124.058
6802990000 Monumental/building stone, furtherworked	0	793	0	21.283
6803000010 Slate(work&article/of agglomerat)slabs/roofing slates	89	94	737	753
6803000090 Slate(work&article/of agglomerat)oth thn slabs/roofing slates	101	70.050	237	26.502
6804100000 Millstones & grindstones for milling,grinding/pulping	427.323	1.036.253	437.591	1.629.618
6804210000 Millstones, grindstones, grinding ofagglomerated synthetic/natural diamond	49.763	141.348	178.429	368.175
6804220000 Oth millstone,grindstone,grinding wheel&the like of oth agglomerat abrasv/ceramic	621.162	1.419.128	861.027	2.675.192
6804230000 Oth millstone,grindstone,grinding wheel&the like of natural stone	203.422	301.912	183.645	337.297
6804300000 Hand sharpening/polishing stones	213.214	917.414	239.411	920.024
6805100000 Natural, art. abrasive powder,grainon a base of woven textile fabric only	23.287	96.648	90.562	462.004
6805201000 Polishing discs on base of paper/paperboard only	8.751	17.315	53.257	93.019
6805209000 Oth natural abrasive on base of paperor paperboard only	79.975	224.245	167.037	540.701
6805300010 Abrasiv powder/grain,natural/artificial,base of oth materl,polishing discs	5.563	51.286	52.060	179.781
6805300090 Abrasiv powder/grain,natural/artificial,base of oth materl,oth thn polish disc	38.903	140.722	174.365	504.508
6806100000 Slag wool, rock wool & similar mineralwools, in bulk, sheets/rolls	467.332	1.395.288	489.655	1.604.487
6806200000 Exfoliated vermiculite, expanded clays,foamed slag,similar exp.mineral mtrials	820	10.225	6.855	44.822
6806900000 Insulating, sound-insulating/sound-absorbing mineral materials	93.818	524.909	288.173	1.087.642
6807100000 Articles of asphalt/of similarmaterial in rolls	717.967	1.420.240	348.077	798.948
6807900000 Oth articles asphalt/similar material	404.655	845.441	249.126	525.302
6808000000 Panels, boards, tiles, & similar art.of vegetable fibre, agg with cement etc	173.409	541.298	68.151	546.172
6809110000 Boards, sheets faced, reinforced withpaper/board only	485.617	2.021.108	82.045	384.062
6809190000 Board, sheet not faced, reinforced withpaper/board only	2.872.210	4.316.234	545.476	745.660
6809909000 Articles of plaster/of compositionsbased on plaster oth than dental moulds	59	792	130	1.175
6810110000 Tile,flagstone,brickssimilar articlebuilding blocks & bricks	88.286	332.545	43.798	170.789
6810190000 Tile,flagstone,brickssimilar articleoth thn building block&brick	10.213	110.245	55.693	208.847
6810910090 Prefabrcat structrl componnt for build/civil engineer oth thn conrcr build pile	0	13.162	0	7.760
6810990090 Oth prefabricated structural component	1.029.021	1.117.117	148.144	291.842

**I.3. IMPOR MENURUT KOMODITI / IMPORT BY HS COMMODITY**  
**\*\*\* MARET / MARCH 2009 \*\*\***

H S Uraian Komoditi Commodity Description	Berat Bersih / Net Weight (Kg)		Nilai / Value C.I.F (US\$)	
	Bulan ini	Kumulatif	Bulan ini	Kumulatif
	Current Month	Cum. Jan. to date	Current Month	Cum. Jan. to date
6811400000 Article of cemnt,cellulosefibr/the likecontaining asbestos	218.835	591.446	41.064	117.721
6811810000 Article of cemnt,cellulosefibr/the likenot containing asbestos corrugated sheet	0	3	0	12
6811820000 Article of cemnt,cellulosefibr/the likeoth sheet,panel,tile&similar article	370.590	1.169.531	210.577	689.191
6811830000 Article of cemnt,cellulosefibr/the liketubes, pipes and tubes/pipe fittings	3	564	300	7.036
6811890000 Oth article of cement,cellulosefibr/the like	212	7.182	3.289	44.753
6812801000 Cloth&accessori,paper,millboard&felt,fabricated crocidolite fibres	0	5.748	0	22.564
6812809000 Oth thn cloth&accessori,millboard&felt,paper,fabricated crocidolite fibres	55.251	128.033	189.436	613.561
6812910000 Oth fabricat asbestos fibres;mix with aasbestos,cloth&accessr,footwear&headge.	0	634	0	8.071
6812920000 Oth fabricat asbestos fibres;mix with aasbestos,paper,millboard&felt	13.891	32.789	176.662	188.368
6812930000 Oth fabricat asbestos fibres;mix with aasbstos,compres fbrs joint,in sheet/roll	32.068	58.318	86.534	153.885
6812991000 Oth fabricat asbestos fibres;mix with aasbests,cloth&accessori,paper,millboard	25	741	526	10.107
6812999000 Oth fabricat asbestos fibres;mix with aasbestos,oth woven/knitted fabrics	575	97.896	7.526	81.811
6813200000 Friction material and articles thereofcontaining asbestos	7.610	27.038	51.581	229.566
6813810000 Friction material&article thereof notcontaining asbestos brake lining&pad	48.206	161.783	476.296	1.354.566
6813890000 Friction material&article thereof notcontainng asbests oth brake lining&pad	63.768	173.003	549.855	1.888.587
6814100010 Worked mica & articles of mica, agglomerated,sheets,strips, simply cut to shape	879	26.161	4.316	51.991
6814100090 Oth worked mica & articles of mica,agglomerated, reconstituted	14.988	20.679	28.970	54.222
6814900010 Worked mica & articles of mica, in rolls& pieces, simply cut to shape	1.414	4.387	16.777	62.202
6814900090 Oths worked mica & articles of mica	757	4.401	10.609	40.827
6815101000 Yarn/thread non-electrical articlesgraphite/carbon	25	1.860	274	16.456
6815102000 Bricks, paving slabs, floor tiles, etcnon electrical articles graphite/carbon	44.159	329.620	28.054	160.564
6815109000 Oth non electrical articles graphiteor carbon	3.567	12.820	18.300	136.995
6815200000 Articles of peat	0	2.413	0	2.212
6815910000 Articles of stone, contents magnesite,dolomite/chromite	1	244.231	14	56.502
6815990000 Oth articles of stone,oth thn contentmagnesite,dolomite/chromite	636	3.332	1.513	12.637
6901000000 Bricks,blocks,tiles & oth ceramic goods of siliceous fossil meals/of similar	142	35.191	4.624	60.473
6902100000 Goods of siliceous cont by weight,singly/together mg.ca.cr > 50%	1.493.567	4.105.254	1.360.608	4.431.587
6902200000 Goods of siliceous cont by weight,singly/together alumina,silica > 50%	1.613.041	5.920.738	1.554.784	6.097.385
6902900000 Goods of siliceous cont by weight, ofoth metals compound	2.503.380	6.129.012	5.868.042	16.855.185
6903100000 Oth refractory ceramic goods cont byweight, graphite/carbon > 50 %	4.956	32.189	19.521	155.309
6903200000 Oth refractory ceramic goods cont byweight, alumina/silica > 50%	320.030	379.561	1.483.525	1.654.249
6903900000 Oth refractory ceramic goods cont byweight, oth metal compound > 50%	113.120	554.379	470.166	1.863.061
6904100000 Ceramics building bricks	16.289	33.440	8.386	17.352
6904900000 Flooring blocks, support/filler tiles& the like	16	36.500	90	90.419
6905100000 Roofing tiles of ceramic	14	52.403	116	30.014
6905901000 Lining bricks for ball millslining bricks for ball mills	17.036	17.036	19.837	19.837
6905909000 Chimney-pots,cowls,chimney liners, architectural ornaments & oth ceramic const	186	208	1.036	1.225
6906000000 Ceramic pipes, conduits, guttering,pipefittings.	0	13.443	0	152.332
6907100000 Tile,cube&similar article,whether/notrectangular,circle <7cm	341	354	9.001	9.888
6907900000 Oth thn tile,cube&similar article,whether/not rectangular,circle<7cm	2.906.791	12.024.105	773.534	3.098.979
6908100000 Oth thn tile,cube&similar article,whether/not rectangular,circle>=7cm	0	50.276	0	44.755
6908901000 Oth thn tile,cube&similar articl,whethr/not rectangular,circle>=7cm,plain tile	387.723	783.722	81.698	200.773
6908909000 Oth tiles	1.930.753	6.348.082	507.461	1.712.629
6909110000 Ceramic wares for laboratory, chemical oth technical of porcelain/china	8.230	21.295	30.953	105.802
6909120000 Cermaic wares having a hardness >= 9the mohs scale	151.866	547.302	191.532	732.172
6909190000 Oth ceramic wares for laboratory,chemical/oth technical uses	72.089	143.815	170.056	462.923
6909900000 Ceramic trough,tub,used in agricultureceramic pots, jars for packing of goods	8.571	28.841	23.057	141.944
6910100000 Ceramic sinks, wash basins, wash basinof porcelain/china	237.355	1.138.598	205.564	986.781
6910900000 Ceramic sinks, wash basins, wash basinof oth than porcelain/china	287.459	550.966	222.776	459.136
6911100000 Tableware & kitchenware of porcelain/china	1.604.365	4.568.223	619.227	1.737.272
6911900000 Oth household, toilet articles ofporcelain/china	3.403	4.939	10.544	15.983
6912000000 Tableware & kitchenware, oth householdtoilet art, oth than porcelain/china	25.917	109.137	35.257	158.954
6913100000 Statuettes & oth ornamental ceramic art.of porcelain/china	139.851	303.833	84.774	216.392
6913900000 Statuettes & oth ornamental ceramic art.of oth than porcelain/china	30	6.307	567	21.566
6914100000 Oth ceramic articles of porcelain/china	16.227	19.830	9.809	11.918
6914900000 Oth ceramic articles of oth thanporcelain/china	6.774	16.323	9.005	26.271
7001000000 Cullet & oth waste & scrap of glass;glass in the mass.	2.752.117	5.465.040	163.392	530.860
7002100000 Glass in balls	175.360	176.358	36.357	58.294
7002200000 Glass in rods	93	1.585	1.851	8.535
7002311000 Fused quartz/oth fused silica forvacuum tubes	227	1.625	5.866	227.714
7002319010 Fused quartz/oth fused silica forenamel glass	51	227	425	2.481
7002319090 Glass in ball,tube of fused quartz/othfuse silica,oth thn boro silict glas tube	39.517	47.911	27.489	41.731
7002321000 Glass having a linear coefficient 0-300celcius for vacuum tubes	13	769	1.922	98.898
7002329010 Glass having a linear coefficient 0-300celcius for venamel glass	499.187	1.532.087	1.037.716	3.031.017
7002329090 Glass having a linear coefficient 0-300celc oth thn vacum/boro silict glas tube	7.850	31.326	38.735	154.412
7002391000 Oth transparent neutral glass forvacuum tubes	1.703	4.946	7.145	24.210
7002399090 Oth glass having linear coeff. 0-300coth thn vacum&boro silict glas tube	985	9.375	9.352	78.247
7003121000 Optical colored glass, not opticallyworked	17.515	32.952	162.277	354.128
7003122000 Non wired sheets,in squares/rectangularshape incl.1,2,3,4 corners cut, colored	46.007	94.003	12.501	29.926
7003129000 Oth non-wired sheets colored glass	24.267	123.522	24.196	89.350
7003199000 Oth non-wired sheets not colored glassor profiles	85.949	430.282	44.202	141.430
7003200000 Cast glass and rolled glass,wired sheets	17.138	30.134	24.522	34.356
7003300000 Cast glass and rolled glass,profiles	84	501	251	1.526

**I.3. IMPOR MENURUT KOMODITI / IMPORT BY HS COMMODITY**  
**\*\*\* MARET / MARCH 2009 \*\*\***

H S Uraian Komoditi Commodity Description	Berat Bersih / Net Weight (Kg)		Nilai / Value C.I.F (US\$)	
	Bulan ini Current Month	Kumulatif Cum.Jan. to date	Bulan ini Current Month	Kumulatif Cum.Jan. to date
7004209000 Optical drawn, blown glass, opticallyworked,flashed,opacified, absorbent	183.898	218.767	93.842	122.960
7004909000 Oth optical drawn,blown glass,opticallyworked,flashed,opacified, absorbent	308.282	737.837	95.543	202.613
7005101000 Optical float glass,not optically worked,flashed,opacified, absorbent	0	2	0	20
7005109000 Float glass in sheet, optically workedflashed, opacified, absorbent	107.894	700.071	46.419	535.404
7005211000 Oth non-wired glass, colored, opacifiedoptical glass, not optically worked	0	52.738	0	29.216
7005219000 Oth non-wired glass, colored, opticallyworked, flashed, opacified	0	92.629	0	40.602
7005299000 Oth non-wired glass, not colored,optically worked	122.850	299.369	35.602	138.855
7006001000 Optical glass, not optically workedfor glass of heading 70,03,70.04,70.05	1.264	7.734	3.993	27.997
7006009000 Optical glass, optically worked forglass of heading 70,03,70.04,70.05	99.332	500.830	131.054	469.141
7007111000 Toughened (tempered) safety glasssuitable for vehicles of chapter 87	30.848	133.169	220.451	657.772
7007114000 Toughened (tempered) safety glass suitable for ships,boats,floating chapter 89	0	43	0	1.384
7007191000 Toughened (tempered) safety glass suitable for earth moving machinery	8	5.041	463	21.769
7007199000 Toughened (tempered) safety glass suitable for oth machinery	10.469	59.828	264.520	579.282
7007211000 Laminated safety glass suitable forvehicles of chapter 87	4.224	32.710	20.043	234.478
7007214000 Laminated safety glass suitable forships,boats,floating struct, chapter 88	0	17	0	151
7007291000 Laminated safety glass suitable forearth moving machinery	84	180	1.833	4.401
7007299000 Laminated safety glass suitable foroth machinery	2.621	32.568	37.754	106.914
7008000000 Multiple-walled insulating units ofglass.	78.794	130.681	44.311	67.090
7009100000 Rear-view mirrors for vehicles	64.329	250.078	727.235	1.978.174
7009910000 Glass mirros, unframed	22.687	106.198	45.112	276.006
7009920000 Glass mirros, framed	74.092	163.928	94.762	382.542
7010100000 Ampoules of glass	51.064	97.739	208.026	535.334
7010200000 Stoppers, lids & oth closures of glass	7.903	19.869	8.309	62.254
7010901000 Carboys, demijohns & bottles for injectables of a capacity > 1 ltr, of glass	496	30.903	2.649	23.878
7010902000 Bottles & vials for antibiotics, serums& oth injectables of capacity < 1 ltr	84.164	290.759	208.527	471.106
7010903000 Oth bottles for intravenous fluids ofglass	15.234	34.261	35.038	52.283
7010909000 Flask, jars, pots, phials, oth containerof glass	7.303.128	21.092.146	3.559.047	10.600.674
7011101000 Stem for electric lighting	14.111	18.113	42.528	48.689
7011109000 Glass envelops for electric lightingoth than stem	237.676	938.761	162.959	731.444
7011209000 Cathode-ray tubes, oth than television	36	219	441	3.800
7011900000 Oth glass envelopes, bulbs,tubes,open& glass parts thrf, without fitting	255	67.546	4.240	76.292
7013100000 Glassware of a kind used for table,kitchen, toilet, office of glass-ceramic	124.628	338.276	135.076	473.364
7013220000 Stemware drinking glasses, of leadcrystal	95	202	37.501	38.453
7013280000 Stemware drinking glasses, neitherglass-ceramics nor lead crystal	107.719	378.078	174.842	516.239
7013330000 Other drinking glasses, of lead crystal	0	12.836	0	13.504
7013370000 Other drinking glasses, neitherglass-ceramics nor lead crystal	88.158	202.760	315.585	577.718
7013410000 Glassware for table (not drinking glass)kitchen purposes, of lead crystal	0	5.783	0	8.425
7013420000 Glassware for table (not drinking glass)ktchn,linear coef<5x10-6/Kelvin,0-3000C	1.497	1.497	1.944	1.944
7013490000 Oth glassware for table(not drink glass)kitchen purposes, not ceramics	17.833	63.444	52.535	152.894
7013910000 Other glassware of lead crystal	28	5.935	21.855	28.726
7013990000 Other glassware	203.169	543.530	294.657	758.249
7014001000 Signalling glassware & optical elementfor motor vehicles	3.429	3.593	3.568	5.406
7014009010 Lighthouse lamp,ship/locomotive/railwaylntern, aircraft, beacons aerodromes	5.826	5.827	3.376	3.377
7014009090 Other signalling glassware & opticalements of glass, not optically worked	1.244	4.516	11.310	36.385
7015100000 Glasses for corrective spectacles	38.842	102.315	312.767	1.475.778
7015901000 Clock or watch glasses	0	15	0	14.605
7015909000 Glasses for non-corrective spectacles;hollow glass spheres & their segments	1.225	15.477	3.976	37.900
7016100000 Glass cubes & oth glass smallwares,for mosaics or decorative purposes	32.854	77.449	14.825	71.287
7016900000 Oth articles of moulded glass; leadedlights; multicellular & smlr forms	74.890	447.488	96.406	406.394
7017101000 Quartz reactor tubes and holders,for production of semiconductor	6	373	874	4.068
7017109000 Other laboratory or pharmaceuticalof fused quartz or oth fused silica	6.145	32.714	21.331	453.443
7017200000 Laboratry, hygienic/pharmaceutical withcoef< 5x10-6/kelvin, 0 - 3000 c	627	4.999	9.969	84.162
7017900000 Laboratory, hygienic/pharmaceuticalglassware, fused quartz/oth fused silica	1.696	27.536	44.339	223.976
7018100000 Glass beads, imitation pearls,imitation precious & glass smallwares	228.971	338.626	221.245	450.153
7018200000 Glass microspheres <=1mm in diameter	223	63.223	3.097	22.417
7018900000 Glass eyes, not prsthtc artcls, ornamt of lamp-worked glass,not imittn jewellery	7.662	86.100	46.912	259.156
7019110000 Chopped strands,of a length <= 50 mm	20.085	87.989	63.990	154.442
7019120000 Rovings of glass fibres	268.599	393.941	166.599	325.412
7019191000 Yarn of glass fibres	28.518	28.703	25.248	26.010
7019199000 Sliver & chopped strand of glass fibers	149.275	267.802	305.212	1.099.870
7019310000 Mats of glass fibres	554.468	1.026.854	642.286	1.246.251
7019320000 Thin sheets (voiles) of glass fibres	2.174	68.261	12.349	259.616
7019391000 Asphalt/coal-tar impregnatd glass-fibreouterwrap for pipelines	2.539	11.774	28.781	42.318
7019399000 Mattresses,boards and similaronwoven products of glass fibres	95.405	361.956	185.754	625.074
7019400000 Woven fabrics of glass fibres rovings	201.428	374.702	156.030	331.206
7019510000 Oth woven fabric,of a width <= 30 cm	322	678	6.286	12.870
7019520000 Oth woven fabric,of a width > 30 cmlain weave, of single yarn	136	136	3.462	3.462
7019590000 Oth woven fabric,of a width > 30 cm	5.183	38.973	34.676	116.089
7019903000 Escape chutes of glass fibres	78	111	1.436	2.225
7019909000 Other articles of glass fibres	168.235	597.995	192.502	1.261.859
7020001100 Glass moulds for the manufacture ofacrylic goods	0	140	0	1.316
7020001900 Glass moulds for other purposes	896	1.519	76.148	79.294
7020002000 Quartz reactor tubes & holders designedfor production of semiconductor wafers	246	3.290	4.041	49.389

**I.3. IMPOR MENURUT KOMODITI / IMPORT BY HS COMMODITY**  
**\*\*\* MARET / MARCH 2009 \*\*\***

H S Uraian Komoditi Commodity Description	Berat Bersih / Net Weight (Kg)		Nilai / Value C.I.F (US\$)	
	Bulan ini Current Month	Kumulatif Cum.Jan. to date	Bulan ini Current Month	Kumulatif Cum.Jan. to date
7020009000 Other articles of glass.	75.367	240.393	120.717	396.400
7101100000 Natural pearls	34	1.621	1.020	11.698
7101210000 Cultured pearls, unworked	66	66	1.494	1.494
7101220000 Cultured pearls, worked	0	2	0	698
7102290000 Diamonds, worked, not mounted or set, industrial	0	78	0	4.056
7103990000 Other precious stones, worked	0	1	0	1.718
7104102000 Piezo-electric quartz, worked	1	2	1.110	1.338
7104900000 Other synthetic precious stones, worked	1.861	3.143	155.393	238.377
7105100000 Dust and powder of diamonds	0	3	0	66
7105900000 Dust & powder of other natural or synthetic precious/semi precious stones	143	146	754	1.720
7106910000 Silver, unwrought	3.500	5.735	294.000	686.102
7106920000 Silver, semi-manufactured	229	637	52.311	147.508
7107000000 Base metals clad with silver, not further worked than semi-manufactured.	2	2	132	132
7108110000 Gold powder	3.645	3.670	98.094	222.504
7108121000 Gold in lumps, ingots or cast bars	148	1.591	205.389	1.066.881
7108129000 Gold in other unwrought forms :	10.569	18.288	762.496	1.892.079
7108130000 Gold, non monetary, other semi-manufactured form	41	108	850.775	1.409.442
7109000000 Base metals/silver, clad with gold not further worked than semi-manufactured	0	208	0	432
7110111000 Platinum, in lumps, ingots, cast bars, powder or sponge	81	123	940	4.931
7110119000 Platinum in other form, unwrought	2	2	939	939
7110190000 Platinum, wrought	25	25	1.621	1.621
7110212000 Palladium in lumps, ingots, cast bars, powder or sponge	2	129	48	1.592
7110290000 Palladium, wrought	0	6	0	3
7110390000 Rhodium, wrought	1	1	218	218
7110490000 Iridium, osmium & ruthenium, wrought	239	581	35.036	45.753
7113111000 Parts of jewellery of silver	23.187	23.998	1.379.210	2.429.813
7113119000 Jewellery of silver	7	404	3.902	4.130
7113191000 Parts of jewellery of other precious metal	0	4	0	8.699
7113199000 Jewellery of other precious metal	7	2.280	72.337	683.857
7113201000 Parts of jewellery of base metal, clad with precious metal	0	8	0	3.182
7113209000 Jewellery of base metal, clad with precious metal	13	1.289	713	7.401
7114110000 Articles of silversmiths wares of silver, whether or not plated or clad	0	45	0	2.273
7115100000 Catalysts of platinum, in the form of wire cloth or grill	0	103	0	4.540
7115901000 Other articles of golds or silver	1	1	4.094	4.094
7116200000 Articles of precious/semi-precious stones (natural/synthetic/reconstructed)	1.320	1.363	144.081	226.042
7117110000 Parts cuff-links and studs, of base metal, whether or not plated	2	102	560	8.605
7117119000 Cuff-links and studs of base metal whether/not plated with precious metal	1.806	19.970	14.820	77.077
7117191000 Bangles of base metal, whether or not plated with precious metal	6.785	19.952	47.908	119.622
7117192000 Parts of other imitation jewellery of base metal, whether or not plated	1.989	1.998	1.555	1.678
7117199000 Other imitation jewellery of base metal whether or not plated	72.888	138.141	451.533	977.567
7117901000 Bangles	2.715	18.197	6.997	36.832
7117902000 Other imitation jewellery	169.666	347.724	285.504	846.615
7117909000 Parts of imitation jewellery	8.885	15.832	10.823	73.021
7118109000 Other coin (not gold coin), not being legal tender	46	80	39	131
7118902000 Silver coin, being legal tender	0	385	0	159
7201100000 Non-alloy pig iron cont. by weight 0.5% or less of phosphorus	544.133	1.244.009	319.150	730.402
7201500000 Alloy pig iron; spiegeleisen	0	329	0	987
7202110000 Ferro-manganese, cont. by weight more than 2% of carbon	5.109.527	5.486.263	2.144.183	2.913.940
7202190000 Ferro-manganese, cont. by weight <= than 2% of carbon	82.000	225.957	406.889	780.911
7202210000 Ferro-silicon, cont. by weight more than 55% of silicon	255.412	1.484.416	327.355	1.724.472
7202290000 Ferro-silicon, cont. by weight <= than 55% of silicon	19.003	135.837	38.185	346.291
7202300000 Ferro-silico-manganese	1.803.015	2.606.653	2.051.222	3.079.825
7202410000 Ferro-chromium, cont. by weight more than 4% of carbon	12.033	39.363	44.673	99.135
7202490000 Ferro-chromium, cont. by weight <= than 4% of carbon	4.924	31.492	16.072	112.868
7202700000 Ferro-molybdenum	14.046	32.246	210.188	565.737
7202800000 Ferro-tungsten & ferro-silico-tungsten	0	2.509	0	2.400
7202910000 Ferro-titanium and ferro-silico-titanium	23.154	37.310	90.995	164.705
7202920000 Ferro-vanadium	1.700	4.950	39.152	170.034
7202930000 Ferro-niobium	2.064	8.289	7.137	27.833
7202990000 Other ferro-alloys	151.637	364.574	323.462	823.885
7203100000 Ferrous products obtained by direct reduction of iron ore	8.093	27.293	15.704	29.144
7203900000 Other ferrous products	266	516	2.959	6.077
7204100000 Waste and scrap of cast iron	659.170	2.120.870	207.915	756.018
7204210000 Waste and scrap of stainless steel	0	21.434	0	14.124
7204290000 Waste and scrap of other alloy steel	1.153.460	4.860.309	417.739	1.597.989
7204300000 Waste & scrap of tinned iron or steel	300.000	705.656	108.698	245.095
7204410000 Turnings, shavings, chips, milling waste, sawdust, filings, trimmings & stampings	73.698	727.900	20.943	221.265
7204490000 Other ferrous waste and scrap :	43.230.816	102.736.184	11.500.390	25.974.211
7204500000 Remelting scrap ingots	5	4.871	72	53.121
7205100000 Granules of pig iron, spiegeleisen, iron or steel	542.495	1.234.000	644.628	1.358.262
7205210000 Powder of alloy steel	84.907	256.546	227.252	635.829
7205290000 Powder of pig iron, spiegeleisen, iron or steel (other than alloy steel)	243.249	458.943	391.432	962.856
7206101000 Iron and non-alloy in ingots containing by weight > 0.6% of carbon	0	21	0	1.999

**I.3. IMPOR MENURUT KOMODITI / IMPORT BY HS COMMODITY**  
**\*\*\* MARET / MARCH 2009 \*\*\***

H S Uraian Komoditi Commodity Description	Berat Bersih / Net Weight (Kg)		Nilai / Value C.I.F (US\$)	
	Bulan ini	Kumulatif	Bulan ini	Kumulatif
	Current Month	Cum. Jan. to date	Current Month	Cum. Jan. to date
7206109000 Iron and non-alloy in ingotscontaining by weight <= 0.6% of carbon	0	249	0	5.908
7206900000 Iron and non-alloy in primaryform other than ingots	35.581	59.445	166.847	628.734
7207110000 Semi-finished iron/non-alloycont. < 0,25% carbon ,rectnglr,square	682.060	42.642.348	283.055	16.953.334
7207121000 Slabs of iron/non alloy, cont.< 0,25%of carbon, other than square	38.697.980	143.675.450	17.520.220	64.312.162
7207129000 Oth semi-finished iron/non-alloycont.< 0,25% carbon ,rectnglr,not square	6.862.515	7.414.395	2.746.610	4.793.472
7207190000 Oth semi-finished iron/non-alloycont.< 0,25% of carbon	5.668	49.681	14.392	107.732
7207201100 Slabs of iron/non alloy,cont.by weight> 0.6% of carbon	0	5.805	0	7.067
7207201900 Oth semi-finished iron/non-alloycont. by weight > 0,6% of carbon	2.834	111.654	8.910	35.862
7207209100 Slabs of iron/non alloy,cont.by weight0,25% <= carbon <= 0.6%	55.067	185.111	43.149	144.909
7207209900 Oth semi-finished iron/non-alloycont.by weight 0,25% <= carbon <= 0,6%	2.459.628	7.195.234	1.794.213	6.673.311
7208100000 Flat-rolled iron/nas,HRC,reliefwidth > 600 mm	5.061.015	12.134.719	2.672.566	6.824.767
7208251000 Flat-rolled iron/nas,HRC,pickled,width>600 mm, thick >= 4.75 mm for re-rolling	3.914.235	4.022.524	2.035.402	2.221.729
7208259000 Flat-rolled iron/nas,HRC,pickled,width>600 mm.thick>= 4.75 mm,not re-rolling	1.066.712	5.931.809	1.035.194	6.517.020
7208260000 Flat-rolled iron/nas,HRC,pickled,width>600,thick > 3 mm or but thick< 4,75 mm	1.911.286	11.356.885	1.809.840	10.848.431
7208270000 Flat-rolled iron/nas,HRC,pickled,width>600mm, of a thickness of less than 3 mm	6.479.527	24.747.991	5.550.424	23.059.251
7208360000 Flat-rolled iron/nas, HRC,width >600 mm, thick >10 mm	73.602	11.795.494	127.752	13.371.585
7208370000 flat-rolled iron/nas, HRC,width >600 mm, of a 4,75< thick< 10mm	8.412.506	15.329.606	5.549.464	10.407.542
7208380000 flat-rolled iron/nas, HRC,width >600 mm, of a 3< thick< 4,75 mm	5.974.053	11.417.333	3.330.090	6.861.184
7208390000 Flat-rolled iron/nas, HRC,width >600 mm, thick< 3 mm	53.625.038	80.343.479	26.948.509	43.444.959
7208400000 Flat-rolled iron/nas, HRnCreliief	17.973	69.748	92.070	203.421
7208510000 Flat-rolled iron/nas, HRnC,width>600 mm, of a thickness > 10 mm	8.035.784	30.997.812	8.098.354	38.024.061
7208520000 Flat-rolled iron/nas, HRnC,width>600 mm, 4,75 < thickness < 10 mm	8.716.956	20.019.076	5.907.131	16.274.887
7208530000 Flat-rolled iron/nas, HRnC,width>600 mm, 3 < thickness < 4,75 mm	364.865	662.688	217.041	479.121
7208540000 Flat-rolled iron/nas, HRnC,width>600 mm, thickness < 3 mm	576.469	2.048.161	434.664	1.412.053
7208900000 Other Flat-rolled iron/nas	659.538	1.816.490	865.173	2.398.060
7209150000 Flat-rol in coils, cold-rolledwidth > 600 mm, thickness >3 mm	98.512	1.062.568	120.785	1.215.563
7209160010 Flat-crc, pickled or not, 1<thick<3mm,600 < width < 1250 mm	2.264.120	10.655.623	2.159.857	10.228.304
7209160090 Flat-crc, pickled or not, 1<thick<3mm,width > 1250 mm	411.668	3.357.675	427.860	3.377.190
7209170010 Flat-crc, pickled or not, 0,5<thick<1mm,600 < width < 1250 mm	6.993.770	21.003.249	5.215.649	18.291.310
7209170090 Flat-crc, 0,5<thickness<1mmwidth > 1250 mm	2.663.782	10.006.924	2.495.861	10.235.683
7209181000 Tin-mill blackplate (tmbp), crcof a thickness < 0.5 mm	1.895.299	16.755.833	986.141	17.957.164
7209182000 Flat-crc, thickness<= 0,17 mmcontaining by weight<= 0.6% of carbon	1.982.680	4.406.490	1.230.503	2.600.247
7209189000 Flat-crc, 0,17< thickness< 0,5 mmcontaining by weight<= 0.6% of carbon	16.056.240	36.278.914	10.222.537	24.113.210
7209250000 Flat of iron/non-alloy, not in coilcold rolled, of a thickness >= 3 mm	952.015	2.005.976	776.291	1.604.598
7209260010 Flat of iron/non-alloy, not coil,coldrolled,1mm<thickness<3mm,width<=1,250 mm	251.635	530.833	92.239	259.330
7209260090 Flat of iron/non-alloy, not coil,coldrolled,1 mm<thickness<3mm,width>1,250 mm	15.989	759.925	10.393	329.258
7209270010 Flat of iron/non-alloy,not coil,coldrolled,0.5mm<=thicknes<1mm,width<1,250mm	0	33.249	0	58.696
7209270090 Oth flat of iron/non-alloy,not incoil,cold rolled,0.5mm <= thickness<1 mm	12	660.312	459	312.958
7209281000 Flat-CRnC, thickness<= 0,17 mmcontaining by weight<= 0.6% of carbon	1.026.981	1.044.173	894.224	913.026
7209289000 Flat-CRnC, 0,17< thickness< 0,5 mmcontaining by weight<= 0.6% of carbon	243.810	358.253	89.500	179.399
7209901000 Flat of iron/non-alloy, cold-rolled,corrugated form	0	12.709	0	36.125
7209909000 Flat of iron/non-alloy, cold-rolled,other than corrugated form	778.943	815.986	253.721	328.355
7210111000 Flat-rolled of iron/nas,carbon>=0.6%plated or coated with tin,thick > 0,5mm	199.722	546.942	248.410	713.959
7210119000 Flat-rolled of iron/nas,carbon< 0.6%plated or coated with tin,thick > 0,5mm	338.272	3.211.013	487.813	6.179.596
7210121000 Flat-rolled of iron/nas,carbon>=0.6%plated or coated with tin,thick < 0,5mm	1.168.172	6.324.136	1.596.402	9.596.067
7210129000 Flat-rolled of iron/nas,carbon< 0.6%plated or coated with tin,thick < 0,5mm	5.092.839	9.256.985	5.961.148	11.452.385
7210201000 Flat-rolled of iron/nas,carbon>=0.6%plated or coated with lead, thick <1,5mm	351.792	901.699	541.333	1.412.403
7210209000 Flat-rolled of iron/nas,carbon>=0.6%plated or coated with lead, thick >1,5mm	64.399	462.101	182.957	811.314
7210301000 Flat-rolled of iron/nas,carbon < 0.6%plated or coated with lead, thick <1,5mm	859.451	5.542.737	791.656	5.967.593
7210309000 Flat-rolled of iron/nas,carbon < 0.6%plated or coated with lead, thick >1,5mm	2.310.682	4.523.348	2.916.545	5.948.579
7210491000 Flat-rolled of iron/non-alloy, othwiseplated zinc,not corrugated,thick <=1.2mm	3.497.310	9.903.749	3.779.395	11.316.853
7210492000 Flat-rollof iron/nas,othwise plated zinccarbon< 0.6% ,n-corrugated,thick<= 1,5mm	15.984	161.285	14.176	154.773
7210499000 Flat-rolled of iron/non-alloy, othwiseplated zinc,not corrugated,thick > 1.2mm	449.148	1.919.783	556.329	2.323.361
7210500000 Flat-rolled iron/non-alloyplated with cromium & or chromium oxides	1.835.912	5.365.363	2.434.860	7.275.070
7210611000 Flat-rolled iron/non-alloyplated with alumnm-zinc,thickness<=1.2mm	4.834.352	12.383.298	3.745.867	10.518.617
7210619000 Flat-rolled iron/non-alloyplated with alumnm-zinc,thickness >1.2mm	5.219.112	10.252.894	3.591.577	6.918.613
7210691000 Flat-rolled iron/non-alloyplated with oth alumnm,thickness<=1.2mm	6.678.782	7.700.543	3.037.713	4.388.312
7210699000 Flat-rolled iron/non-alloyplated with oth alumnm,thickness >1.2mm	829.721	1.127.890	422.197	840.664
7210701000 Flat-rollof iron/nas,painted, varnished,coated plastics,carbon<0.6%,thick<=1,5mm	800.352	1.824.805	1.144.474	2.852.730
7210709000 Flat-rollof iron/nas,painted, varnished,coated plastics,carbon<0.6%,thick>1,5mm	383.699	935.800	393.108	877.472
7210901000 Flat-rollof iron/nas,plated,coated othmetal,carbon<0.6%,thick<=1,5mm	0	311.103	0	391.802
7210909000 Flat-rollof iron/nas,plated,coated othmetal,carbon<0.6%,thick>1,5mm	282.772	1.014.841	401.945	1.559.525
7211132000 Rolled on 4 faces/in closed box,HR, notclad, corrugated,carbon<=0,6%,thick<=4mm	0	3.464	0	12.777
7211139000 Rolled on 4 faces/in closed box,HR, notclad, oth shape,thick<=4mm, width>150n	631.368	2.235.269	416.503	1.802.943
7211141000 Hoop&strip iron/not alloy, HR, not cladcarbon<=0,6%,thick>=4,75mm, width<400	19.970	58.965	29.026	86.374
7211142000 Flat-rolled iron/not alloy, HR,not cladcorrugated, carbon <=0,6%,thick>=4,75mm	0	2	0	209
7211149000 Oth flat-rolled iron/not alloy,not cladhr, carbon <=0,6%,thick>=4,75mm	308.172	1.004.252	198.177	1.035.046
7211191000 Hoop&strip iron/not alloy, HR, not cladcarbon<=0,6%,thick<4,75mm, width<400n	46.933	225.448	47.781	191.663
7211199000 Oth flat-rolled iron/not alloy,not cladhr, carbon <=0,6%, 0.17<thick<4.75 mm	1.227.814	2.696.861	711.193	1.665.443
7211232000 Hoop&strip iron/not alloy,CR, not cladcarbon<=0,25%, width < 400mm	0	20.507	0	19.785
7211239090 Oth flat-rolled iron/not alloy,not cladcr, carbon < 0,25%, thick >= 40 mm	213.949	236.266	233.748	276.996
7211292000 Hoop&strip iron/not alloy,CR, not cladcarbon >= 0,25%, width < 400mm	166.458	213.136	235.030	293.305
7211299000 Oth Hoop&strip iron/not alloy,not cladcr, carbon >= 0,25%, width < 400mm	77.457	786.304	142.519	1.276.201

**I.3. IMPOR MENURUT KOMODITI / IMPORT BY HS COMMODITY**  
**\*\*\* MARET / MARCH 2009 \*\*\***

H S Uraian Komoditi Commodity Description	Berat Bersih / Net Weight (Kg)		Nilai / Value C.I.F (US\$)	
	Bulan ini Current Month	Kumulatif Cum.Jan. to date	Bulan ini Current Month	Kumulatif Cum.Jan. to date
7211901000 Oth Hoop&strip iron/not alloy,not cladwidth < 400mm	1	203.065	30	359.550
7211902000 Oth flat-rolled iron/not alloy,not cladcorrugated, carbon < 0,6%	0	23	0	259
7211903000 Oth flat-rolled iron/not alloy,not cladthickness <= 0.17 mm	0	1	0	43
7211909000 Oth flat-rolled iron/not alloy,not cladthickness > 0.17 mm	773.610	3.878.577	492.437	2.444.533
7212101000 Hoop,strip iron/not alloy, coated tin,width < 400mm	14.257	33.050	21.622	59.867
7212109000 Flat-rolled iron/not alloy, coated tin,400 mm <= width < 600mm	2.833	55.415	4.544	92.985
7212201000 Hoop,strip iron/not alloy, width<400mm,elect coated with zinc	1.599	1.599	6.459	6.459
7212202000 Flat-rolled iron/not alloy,width<600mm,carbon<0.6%,thick<=1,5mm,elect coat zin	173	926	1.599	4.827
7212209000 Flat-rolled iron/not alloy, other shapeelect coated with zinc	5.008	29.990	3.575	63.143
7212301000 Hoop,strip iron/not alloy, coated zinc,width < 400mm non-elect coated zinc	0	121.257	0	150.589
7212309000 Flat-rolled iron/not alloy, other shape,non-elect coated with zinc	10	3.806	29	9.608
7212401000 Hoop,strip iron/not alloy, coated zinc,width < 400mm, coated with plastic	165.930	616.547	241.270	1.017.994
7212409000 Flat-rolled iron/not alloy, other shape,painted, varnished/coated with plastics	347.458	1.323.055	543.730	1.970.816
7212501010 Hoop,strip iron/not alloy, width<400 mm,coated with aluminium-zinc alloys	15.782	36.557	51.349	109.810
7212501020 Hoop,strip iron/not alloy, width<400 mm,coated with chromium	249.417	381.103	182.014	324.422
7212501090 Other hoop,strip iron/not alloy,width < 400 mm	75	82.496	138	102.541
7212502090 Other flat-rolled iron/not alloy,carbon<0.6%, thick > 1.5 mm	2.833	99.725	19.964	418.002
7212509000 Flat-rolled iron/not alloy, otherwiseplated or coated	54	215.233	679	139.305
7212601000 Hoop,strip iron/not alloy, cladwidth < 400mm	45.265	136.657	164.707	624.062
7212609000 Flat-rolled iron/not alloy, clad	4.720	32.577	13.167	40.968
7213100010 Containing indentations,ribs,grooves ofcircular crosssection <= 50 mm2	0	879	0	1.237
7213100090 Containing indentations,ribs,grooves ofshape	358.458	388.997	471.187	542.755
7213200000 Other bars, rods, hot-rolled ,in irregularly, of free-cutting steel	43.004	330.606	84.560	480.727
7213910000 Other bars, rods, hot-rolled , circularcross-section < 14 mm in diameter	954.960	8.353.603	867.813	8.629.752
7213990000 Other bars, rods, hot-rolled , notcircular	4.138.836	6.058.840	3.054.108	5.481.711
7214101100 Oth bars,rods of iron, non-alloy steelforged,carbon<0.6%,circlr cross-section	2.195.230	2.197.696	1.148.187	1.153.037
7214101900 Oth bars,rods of iron, non-alloy steelforged,carbon<0.6%,not circular	71.411	184.503	138.394	369.710
7214102100 Oth bars,rods of iron, non-alloy steelforged,carbon>=0.6%,circlr cross-section	7.337	4.124.167	17.260	2.029.023
7214102900 Oth bars,rods of iron, non-alloy steelforged,carbon >= 0.6%,not circular	169.941	582.797	513.290	1.201.918
7214201100 Containing indentations, ribs, groove scarbon < 0.6%, circular cross-section	31	94	1.670	3.544
7214201900 Containing indentations, ribs, groove scarbon < 0.6%, not circular	227.396	249.833	146.380	165.637
7214202900 Containing indentations, ribs, groove scarbon >= 0.6%, not circular	254.342	947.031	160.392	647.881
7214300000 Other bars & rods, not forged, of free-cutting steel	5.536	94.933	39.033	178.912
7214911010 Concrete steel, hot-rolled,hot-drawn,hot-extruded, carbon < 0.6%	512.630	854.200	228.944	2.082.980
7214911020 Shaft bars, manganese steel, hot-rolled,hot-drawn, hot-extruded, carbon < 0.6%	106.165	288.302	279.217	771.395
7214911090 Other bars & rods, hot-rolled,hot-drawnor hot-extruded, carbon < 0,6 %	507.218	1.060.817	335.211	782.920
7214912010 Concrete steel, hot-rolled,hot-drawn,hot-extruded, carbon >= 0.6%	1.137.623	1.177.603	547.188	568.117
7214912020 Shaft bars, manganese steel, hot-rolled,hot-drawn, hot-extruded, carbon >= 0.6%	5	97	80	2.021
7214912090 Other bars & rods, hot-rolled,hot-drawnor hot-extruded, carbon >= 0,6 %	918	210.059	2.488	415.006
7214991010 Carbon,oth than of circularcross-section: concrete steel	0	58	0	112
7214991020 Carbon, other than of circularcross-sect:shaft bars; manganese steel	251.709	1.036.278	228.648	1.616.308
7214991090 Oth. carbon, other than of circularcross-section	592	1.965	2.750	10.950
7214999010 Oth. carbon, other than of circularcross-section concrete steel	262.695	344.845	405.965	517.582
7214999020 Oth. carbon, other than of circularcross-sect:shaft bars; manganese steel	3.019.164	6.734.088	2.697.812	7.044.397
7214999090 Oth.Than Concrete steel, Shaft bars, manganes steel	14.191	141.908	77.945	322.110
7215100000 Oth bars & rods of iron/non-alloy steelfree-cutting steel,cold-formed/finished	694.084	2.034.517	577.122	1.808.079
7215509000 Oth bars & rods of iron/non-alloy steel	669.929	2.023.141	1.258.222	5.689.934
7215900010 Manganese steel/shaft bars,containingby weight less than 0.6% of carbon	21.280	137.970	19.152	147.511
7215900020 Oth Mangan steel/shaft bars,containingby weight less than 0.6% of carbon	295.649	556.853	359.862	710.357
7215900030 Manganese steel/shaft bars, containingby weight 0.6 % or more of carbon	67.348	233.163	49.505	292.023
7216100000 U, i or h sections , not further workedthan hot-rolled, of a height < 80 mm	5.410.065	8.344.932	1.869.621	5.838.519
7216210000 L section of iron/non-alloy steel, notworked than hot-rolled,of a height<80 mm	30.431	100.161	35.298	89.938
7216220000 T section of iron/non-alloy steel, notworked than hot-rolled,of a height<80 mm	0	32.740	0	28.080
7216310000 U, l or H sections, not further workedu sections	284.682	1.674.063	203.616	625.462
7216320000 U, l or H sections, not further workedi sections	1.648.410	3.916.187	1.143.389	2.805.305
7216330000 U, l or H sections, not further workedh sections	3.580.895	7.427.089	3.565.206	7.458.786
7216400000 L/T sect,not further work than hot-rollhot-drawn/extrud,a height of 80mm /more	139.164	1.003.257	151.381	740.430
7216501000 Oth angles,shapes&sections,not furtherof a height of less than 80 mm	0	214.866	0	305.680
7216509000 Oth angles, shapes & sect,not furtherof a height of more than 80 mm	4.946.551	12.755.947	4.233.116	15.497.506
7216610000 Angles,shapes&sections,not worked thancold-formed,obtain from flat-rolled prod	0	12.285	0	2.760
7216690000 Angle,shape&sect,not workthan cold formtho than obtain from flat-rolled product	108.014	244.822	157.869	356.517
7216910000 Oth angles,shapes&sect,not further workcold form/finish from flat roll product	7.335	8.319	6.590	7.902
7216990000 Oth angles,shapes&sect,not further workoth than cold form/finish,flat roll prod	683.735	1.438.802	665.372	3.826.473
7217101000 Wire of iron/non-alloy steel,not platd/coated,cont.carbon < 0.25% by weight	545.768	1.282.085	265.752	570.900
7217102200 Bead wire;flat hard steel reed wire,notplated/coated; 0.25%=< carbon<0.6%	28.174	799.286	23.851	1.175.546
7217102900 Other wire of iron or non-alloy steel,not plate/coated, 0.25% =< carbon < 0.6%	353.887	1.353.486	386.960	1.443.498
7217103100 Spokes wire;bead wire;flat hard steelreed wire;not plated/coated,carbon>=0.6%	619.569	647.898	877.557	1.021.191
7217103900 Other wire of iron or non-alloy steel,not plated/coated, cont. carbon >= 0.6%	894.328	1.440.669	676.654	1.155.702
7217201000 Wire of iron/non-alloy steel,plated w/zinc, cont.carbon < 0.25% by weight	1.380.482	2.783.554	866.843	1.590.287
7217202000 Wire of iron/non-alloy steel,plated w/zinc,cont.carbon>0.25% & <0.45%by weight	21.120	27.001	15.206	38.538
7217209100 High carbon steel core wire,for almniumconductors steel reinforced (acsr)	3.895	13.235	55.642	295.471
7217209900 Oth than high carbonsteel core wire,foraluminium conduct steel reinforced(acsr)	497.650	842.719	338.106	917.593
7217301000 Wire of iron/non-alloy steel,plated w/oth base metal,cont.crbn<0.25% by weight	2.229	7.264	35.581	85.423

**I.3. IMPOR MENURUT KOMODITI / IMPORT BY HS COMMODITY**  
**\*\*\* MARET / MARCH 2009 \*\*\***

H S Uraian Komoditi Commodity Description	Berat Bersih / Net Weight (Kg)		Nilai / Value C.I.F (US\$)	
	Bulan ini Current Month	Kumulatif Cum.Jan. to date	Bulan ini Current Month	Kumulatif Cum.Jan. to date
7217302000 Wire of iron/non-alloy steel,plated w/oth base metal,cont.0.25% =<carbon <0.6%	3.318.412	3.548.539	1.128.570	1.454.751
7217303110 Copper alloy coated high carbon steelwire coated with brass	652.133	2.025.456	1.357.600	3.570.033
7217303190 Copper alloy coated high carbon steelsteel coated with other copper alloys	519.287	915.218	665.889	1.193.766
7217303900 Other wire of iron or non-alloy steelplated with oth base metal,carbon>=0.6%	407.197	541.090	157.833	229.856
7217901000 Oth wire of iron/non-alloy steel,platedzinc>=240g/m?,silicon<=0.1%,cover by pvc	23.307	55.879	53.569	165.157
7217909010 Oth wire of iron/non-alloy steel,platedcontaining by weight 0.6% or more	59.807	125.063	98.811	326.970
7217909090 Oth wire of iron/non-alloy steel,platedexcluding goods of subheading 7217.90.10	28.651	238.166	25.150	308.564
7218100000 Ingots & oth primary forms of stainlessteel	79	313	868	6.592
7218910000 Semi-finished prod.of stainless steelof rectangulr (not square) cross-section	1.361	2.057	8.232	46.000
7218990000 Oth semi-finished prod.of stainlessteel	52.104	130.995	344.246	880.949
7219110000 Flat-roll prod of stainless steel,hotrolled,in coil of a thick exceed 10mm	28.823	34.336	142.429	177.710
7219120000 Flat-roll prod of stainless steel,hotrolled,in coil of a 4.75mm=<thick<=10mm	202.290	331.161	413.211	776.502
7219130000 Flat-roll prod of stainless steel,hotrolled,in coil of a 3mm<=thick<=4.75mm	5.506.481	10.730.022	7.525.206	15.064.735
7219140000 Flat-roll prod of stainless steel,hotrolled,in coil of a thickness<=3mm	613.078	997.555	929.652	1.552.691
7219210000 Flat-roll prod of stainless steel,hotrolled,not in coil of a thick > 10mm	324.649	947.920	549.178	1.675.954
7219220000 Flat-roll prod of stainless steel,hotroll,not in coil of 4.75mm=<thick<=10mm	6.356.504	15.245.056	5.055.701	13.457.427
7219230000 Flat-roll prod of stainless steel,hotroll,not in coil of a 3mm<=thick<=4.75mm	652.990	1.620.591	1.840.092	4.720.952
7219240000 Flat-roll prod of stainless steel,hotrolled,not in coil of a thickness<=3mm	319.617	430.662	500.457	724.182
7219310000 Flat-rolled prod.of stainless steel,cold rolled, of a thickness >= 4.75 mm	10.710	53.846	49.190	441.584
7219320000 Flat-rolled prod.of stainless steel,cold rolled, 3 mm =< thickness < 4.75 mm	122.059	222.692	274.195	574.152
7219330000 Flat-rolled prod.of stainless steel,cold rolled, 1 mm < thickness < 3 mm	1.196.599	2.161.927	2.340.909	4.146.440
7219340000 Flat-rolled prod.of stainless steel,cold rolled, 0.5 mm =< thickness <= 1 mm	658.281	1.867.129	1.139.120	3.535.413
7219350000 Flat-rolled prod.of stainless steel,of a thickness < 0.5 mm	409.631	578.766	707.691	975.213
7219901000 Oth flat-roll prod.of stainless steel,thick>=1.5mm & <125mm patterns from roll	0	20.892	0	25.184
7219902000 Oth flat-rolled prod.of stainless steel,of a thickness < 0.5 mm	0	20.900	0	52.536
7219909000 Oth flat-rolled prod.of stainless steel,of a thickness >0.5 mm	116.372	333.281	186.020	473.061
7220111000 Hoop & strip of stainless steel, hotrolled,of a thick >= 4.75 mm,width<400mm	13	247.746	2.950	596.877
7220119000 Hoop & strip of stainless steel, hotrolled,of a thick >= 4.75 mm,width>400mm	1.268.334	2.298.910	910.092	1.629.428
7220121000 Hoop & strip of stainless steel, hotrolled,of a thick < 4.75 mm,width<400mm	22.710	30.295	39.545	73.265
7220129000 Hoop & strip of stainless steel, hotrolled,of a thick < 4.75 mm,width>400mm	102.639	344.236	216.748	864.098
7220201000 Hoop & strip of stainless steel, coldrolled, width < 400mm	46.994	176.560	111.780	319.084
7220209000 Hoop & strip of stainless steel, coldrolled, width>400mm	1.154.862	5.532.682	2.960.546	9.769.916
7220901000 Hoop & strip of stainless steel, notcold rolled, width < 400mm	5.681	32.216	28.943	132.704
7220909000 Hoop & strip of stainless steel, notcold rolled, width > 400mm	10.723.482	30.507.339	24.032.821	58.843.812
7221000000 Bars & rods, hot-rolled,in irregularlywound coils, of stainless steel.	125.963	664.842	159.994	715.333
7222110000 Bars,rods, hot-rolled, in irregularlyof circular cross-section	143.818	201.787	286.376	544.040
7222190000 Bars,rods, hot-rolled, in irregularlyof not circular cross-section	136.185	461.690	364.909	1.035.796
7222201000 Bars,rods, cold-formed or cold-finishedof circular cross-section	62.229	136.945	288.180	691.355
7222209000 Bars,rods, cold-formed or cold-finishedof not circular cross-section	295.390	1.735.189	731.969	3.668.965
7222301000 Other bars and rods of circularcross-section	36.420	75.888	93.784	339.298
7222309000 Other bars and rods of not circularcircular cross-section	372.791	1.618.019	391.846	1.398.535
7222400000 Angles, shapes and sections ofstainless steel	665.476	1.890.319	987.390	1.898.096
7223001000 Wire of stainless steel having a cross-sectional dimension exceeding 13 mm	26.909	43.633	106.634	168.586
7223009000 Wire of stainless steel having a cross-sectional dimension <= 13 mm	116.138	627.522	574.759	2.690.203
7224100000 Ingots & oth primary forms of oth alloysteel	159.951	408.151	183.318	506.381
7224900000 Semi-finished prod. of oth alloy steel	4.023	59.788	79.278	301.972
7225110000 Grain-oriented of silicon-elect steela width of 600 mm or more.	751.591	2.432.889	3.184.206	9.050.763
7225190000 Oth than Grain-orient of silicon-electsteel a width of 600 mm or more.	1.578.460	4.464.439	1.880.109	5.564.927
7225300000 Flat-roll product of oth alloy steel,ofnot further worked than hot-roll,in coil	75.115	273.469	48.153	279.364
7225400000 Flat-roll prod of oth alloy steel,of notfurther worked than hot-roll,not in coil	2.696.839	5.619.851	4.189.191	9.150.529
7225500000 Flat-roll prod of oth alloy steel,of notfurther worked than cold-rolled	21.388	30.816	19.001	213.615
7225910000 Oth flat-rolled prod.of oth alloy steel,electrolytically plated/coated with zinc	585.539	2.310.280	977.406	4.037.248
7225920000 Oth flat-rolled prod.of oth alloy steel,otherwise plated or coated with zinc	40.242	88.413	55.187	84.266
7225990000 Oth flat-rolled prod.of oth alloy steel,otherwise plated or coated with not zinc	387.762	1.569.752	553.649	2.165.735
7226111000 Hoop & strip, grain-oriented of siliconelectrical steel, of a width <= 400 mm	4.151	110.250	28.939	488.515
7226119000 Hoop & strip, grain-oriented of siliconelect steel, of a width >400 mm,<600mm	74.910	222.126	372.554	1.086.138
7226191000 Hoop,strip,oth than grain-orient ofsilicon elect steel,of a width<= 400 mm	14.293	23.296	51.553	131.138
7226199000 Hoop,strip,oth than grain-orient ofsilii elect steel,of width>400mm,<600mm	28.087	69.973	34.317	126.014
7226209000 Hoop & strip of high speed steelof a width > 400 mm, < 600mm	0	226.813	0	357.170
7226911000 Hoop,strip of oth alloy steel,hot rolled, of a width <= 400 mm	11.032	47.562	15.344	64.221
7226919000 Hoop,strip of oth alloy steel,hot rolled, width >400 mm, <=600mm	103.507	320.803	503.398	1.171.777
7226921000 Hoop,strip of oth alloy steel,cold rolled, of a width <= 400 mm	49.213	192.391	72.927	290.861
7226929000 Hoop,strip of oth alloy steel,cold rolled, width >400 mm, <= 600mm	14.542	126.025	23.092	184.285
7226991000 Hoop & strip of oth alloy steel,width <= 400 mm	49.861	49.861	274.135	274.135
7226999000 Hoop & strip of oth alloy steel,width > 400 mm and <= 600mm	126.925	502.858	299.976	970.250
7227200000 Bars & rods, hot-rolled, in irregularlywound coils, of silico-manganese steel	446.855	748.785	293.823	508.694
7227900000 Oth bars & rods, hot-rolled, inirregularly wound coils	675.313	2.069.137	613.252	2.307.256
7228101000 Bars & rods, of high speed steel, ofcircular a cross-section	14.597	45.190	64.916	118.293
7228109000 Bars & rods, of high speed steel,not ofcircular a cross-section	110.401	187.122	369.597	480.129
7228201000 Bars & rods, of silico-manganese steel,circular a cross-section	1.151.429	1.184.248	776.304	818.230
7228209000 Bars & rods, of silico-manganese steel,not circular a cross-section	488.970	2.298.370	533.290	2.958.178
7228301000 Oth bars&rods,of silico-manganese steelof circular cross-section	1.955.629	7.578.582	2.617.863	9.221.826
7228309000 Oth bars&rods,of silico-manganese steelnot of circular cross-section	1.388.691	8.918.143	2.157.242	13.628.525



**I.3. IMPOR MENURUT KOMODITI / IMPORT BY HS COMMODITY**  
**\*\*\* MARET / MARCH 2009 \*\*\***

H S Uraian Komoditi Commodity Description	Berat Bersih / Net Weight (Kg)		Nilai / Value C.I.F (US\$)	
	Bulan ini	Kumulatif	Bulan ini	Kumulatif
	Current Month	Cum. Jan. to date	Current Month	Cum. Jan. to date
7228401000	0	11.927	0	33.415
7228409000	126.544	544.862	242.395	630.512
7228501000	49.698	86.653	81.277	134.870
7228509000	1.097.154	2.719.486	1.837.553	5.015.313
7228601000	357.860	1.058.646	554.516	2.122.260
7228609000	178.745	866.740	354.579	1.976.378
7228700000	472.780	1.121.897	419.547	992.729
7228801100	11.018	383.187	48.648	1.076.092
7228801900	130	19.745	2.163	81.324
7228809000	39.414	199.177	350.579	1.727.300
7229200000	1.166.509	1.384.659	1.023.524	1.315.547
7229900010	259.085	835.768	273.733	822.775
7229900090	2.209.501	6.620.826	1.683.055	7.301.070
7301100000	181.679	943.616	140.452	908.472
7301200000	127.432	602.853	257.400	1.211.705
7302100000	4.502.355	4.655.067	4.748.049	5.050.408
7302300000	516	32.446	6.302	72.175
7302400000	5.266	62.420	44.792	118.338
7302901000	627.884	705.032	771.661	2.119.585
7302909000	3.458.755	3.637.551	3.018.372	4.650.447
7303001010	57.211	86.548	149.390	309.928
7303001020	0	19.402	0	25.927
7303001030	1.644.055	1.702.821	1.369.782	1.449.349
7303001090	1.153.738	1.184.906	189.341	231.800
7303009010	0	1.390	0	1.344
7303009090	544.946	1.720.104	1.039.453	4.667.123
7304110000	2.519.677	6.082.442	4.840.159	16.727.837
7304190000	10.482.391	35.382.793	13.016.040	56.365.394
7304220010	33.380	253.617	208.600	1.808.063
7304220090	95.135	1.501.704	414.678	5.242.127
7304230010	0	206.764	0	581.906
7304230090	129.729	422.091	755.722	2.886.324
7304240010	20.000	82.705	28.500	112.954
7304240090	478	57.491	6.081	227.689
7304290010	14.958.187	25.054.877	22.560.779	41.219.276
7304290090	7.442.248	31.163.980	10.418.756	59.857.409
7304311000	106.204	148.575	429.791	687.545
7304319000	883.456	2.127.498	2.912.592	6.141.737
7304390000	1.461.568	4.155.424	4.441.379	10.860.282
7304410000	55.694	359.023	140.427	667.656
7304490000	59.485	473.863	135.226	792.994
7304511000	787	18.641	4.630	69.014
7304519000	90.167	129.294	335.353	522.957
7304590000	157.497	1.404.890	945.953	4.665.143
7304900000	306.570	5.122.620	1.202.676	13.627.740
7305110000	35.530	264.652	19.341	991.914
7305120000	0	3.076	0	11.747
7305190000	2.181.308	2.916.569	6.978.310	10.270.263
7305200000	161.241	3.066.458	354.510	6.267.699
7305311000	868.174	973.971	1.500.678	1.618.379
7305319000	3.033	1.291.154	19.534	2.941.410
7305390000	779.801	824.849	1.090.731	1.176.617
7305900000	110.725	246.878	150.324	362.351
7306110000	27	160.004	372	946.914
7306190000	8.613.166	19.018.474	25.654.508	49.161.896
7306210000	77	176	3.352	5.467
7306290000	1.358.108	2.498.297	2.732.162	3.901.430
7306301010	45	65.965	586	193.046
7306301020	9.477	16.797	34.694	55.043
7306302010	5.063	32.135	68.342	377.741
7306302020	368	997.793	4.866	957.182
7306303000	0	1.789	0	8.928
7306309010	54.725	111.843	241.389	542.677
7306309020	491.008	1.266.037	803.583	1.991.907
7306401010	24.139	24.139	607.049	607.049
7306401090	34.202	70.850	39.252	185.394
7306402000	90.171	246.617	95.925	1.181.656
7306403000	16	16	372	372
7306409000	196.507	547.643	940.460	2.087.257
7306501010	0	500	0	352
7306501020	0	19.892	0	2.756
7306509010	6.769	6.833	33.427	34.263
7306509020	375	2.274	3.691	13.916

**I.3. IMPOR MENURUT KOMODITI / IMPORT BY HS COMMODITY**  
**\*\*\* MARET / MARCH 2009 \*\*\***

H S Uraian Komoditi Commodity Description	Berat Bersih / Net Weight (Kg)		Nilai / Value C.I.F (US\$)	
	Bulan ini	Kumulatif	Bulan ini	Kumulatif
	Current Month	Cum. Jan. to date	Current Month	Cum. Jan. to date
7306509030 Oth.boilr tube,weld,oth.thn high prsrconduit,oth alloy steel int.dmr>12,5mm	98.663	267.899	501.479	7.582.206
7306610010 Oth.boilr tube,weld,square/rectangularcross sectin,with int.diamtr<=12,5mm	182.957	249.831	303.971	447.202
7306610090 Oth.boilr tube,weld,square/rectangularcross sectin,with int.diamtr>12,5mm	251.587	345.774	159.477	334.027
7306690010 Oth.boilr tube,non circulr crss-sectionwith internal diameter<=12,5mm	0	120	0	924
7306690090 Oth.boilr tube,non circulr crss-sectionwith internal diameter>12,5mm	32.126	165.005	18.802	493.163
7306901010 Bundy-weld pipes and tubes,with internal diameter <= 12,5mm	9	232	1.973	9.824
7306901090 Bundy-weld pipes and tubes,with internal diameter > 12,5mm	40	1.868	3.908	13.995
7306909010 Oth.thn bundy-weld pipes & tubes,with internal diameter <= 12,5mm	55.955	184.166	238.815	473.138
7306909090 Oth.thn bundy-weld pipes & tubes,with internal diameter > 12,5mm	1.059.981	4.409.817	1.793.980	6.696.965
7307110000 Cast fitting of non-malleable cast iron	9.004	135.425	16.202	199.042
7307190000 Cast fitting of other than non-malleablecast iron	750.034	2.896.829	2.115.782	9.569.457
7307210000 Other, of stainless steelflanges	2.095.968	2.956.021	2.272.594	5.802.852
7307220000 Other, of stainless steelthreaded elbows, bends and sleeves	123.310	450.335	702.462	2.341.959
7307230000 Other, of stainless steelbutt welding fittings	50.151	477.430	570.061	2.604.812
7307290000 Oth.,of stainlss steel oth.than flanges,butt welding,threaded elbow,bend&sleeve	367.501	740.349	993.807	2.924.392
7307910000 Tube or pipe fittings (couplings)flanges	776.115	3.054.719	1.935.276	9.958.185
7307920000 Tube or pipe fittings (couplings)hreaded elbows, bends and sleeves	252.921	612.513	1.647.827	4.432.739
7307930000 Tube or pipe fittings (couplings)butt welding fittings	335.326	912.995	1.866.928	4.722.775
7307990000 Other tube/pipe fittings (couplings)	1.924.160	6.132.866	7.673.653	26.980.721
7308101000 Bridges and bridge sect. w prefab'tedtype joined by shear connectors	1	713	19	3.711
7308109000 Other bridges and bridge sections	215.328	364.177	573.339	887.242
7308201100 Towers with prefabricated modular type joined by shear connectors	6.746	8.807	71.267	77.482
7308201900 Other towers	106.133	412.646	102.628	1.273.741
7308202100 Lattice masts w prefabricated modular type joined by shear connectors	9	1.521	559	50.450
7308202900 Other lattice masts	677.688	1.141.674	2.557.324	3.622.487
7308300000 Doors, windows and their framesand thres hold for doors	89.839	308.332	256.764	1.052.471
7308401000 Equip. for scaffolding w prefabricatedmodlr type joined by shear connectors	51.110	53.014	38.680	39.306
7308409000 Other equipment for scaffolding,shuttering, propping or pit propping	126.221	616.297	118.831	2.286.514
7308902000 Other, prefabricated modular type joined by shear connectors	6.188	27.255	8.488	51.563
7308903000 Oth. corrug,curved/bent galv'd plt fass'bly.into undgrnd conduits&culvert	4.932	40.737	5.747	234.609
7308904000 Oth parts of tub/tunnels,made of formd&bended corrugated sheet of iron/steel	13.780	1.140.951	83.278	2.055.985
7308905000 Other, prefabricated modular rail for ships	130	14.136	2.100	74.082
7308909000 Other structures and parts of structures of iron or steel	11.887.080	36.805.617	39.118.965	115.559.896
7309000000 Reservoir,tank,vat&similar container of iron/steel, capacity > 300 ltr	627.743	1.622.955	2.471.325	7.730.314
7310100010 Tank,cask,drum,can,boxe&similarfor transporting or coagulating latex	21.846	40.019	31.290	92.483
7310100020 Tank,cask,drum,can,boxe&similar of iron or steel casting in the rough	2.428	54.343	7.677	116.697
7310100030 Tank,cask,drum,can,boxe&similar other of iron/steel forging/stamping	9.077	40.249	5.418	100.238
7310100090 Oth.tank,cask,drum,can,boxe&similar	727.756	1.677.182	1.713.734	4.757.288
7310211010 Cans <1L,closed by soldering of iron/steel casting in the rough	26.789	36.798	51.067	74.310
7310211020 Cans <1L,closed by soldering of iron/steel forging or stamping in	1.469	6.827	9.426	32.077
7310211090 Oth.cans <1L,closed by soldering of iron/steel	41.485	82.190	75.241	199.311
7310219010 Cans >1L & <50L,closed by soldering of iron/steel casting in the rough	0	19.721	0	232.276
7310219020 Cans >1L & <50L,closed by soldering of iron/steel forging or stamping in	0	54.056	0	47.006
7310219090 Oth.cans >1L & <50L,closed by soldering of iron/steel	37.195	122.959	104.170	331.511
7310291010 Cans <1L,not soldering of iron/steel casting in the rough	712	2.260	11.065	31.303
7310291090 Oth.cans <1L,not soldering of iron/steel	13.128	29.067	21.538	86.038
7310299010 Cans >1L & <50L,not soldering of iron/steel casting in the rough	666	1.610	4.298	7.009
7310299020 Cans >1L & <50L,not soldering of iron/steel forging or stamping in	9	2.531	380	1.976
7310299090 Oth.cans >1L & <50L,not soldering of iron/steel	294.545	1.185.299	120.117	2.849.758
7311001100 Cont'ners for compressed/liquefied gas seamless stl cylinders, capacity< 30 ltr	49.543	102.811	55.759	140.754
7311001900 Other seamless steel cylinders	196.443	702.126	621.778	2.040.061
7311009100 Other containers of iron or steel with capacity of less than 30 l	1.935.133	14.021.063	4.299.515	29.359.464
7311009900 Other containers of iron or steel	121.474	872.635	77.997	2.334.217
7312101000 Standed wr,ropes & cables for lockedcoil,flatt'ed strands&non rotting wr rp	35.129	185.350	352.162	615.947
7312102000 Stranded wire,rope&cables by plated/coatd wth brass.& of a nom.d<=3mm	328.971	839.569	868.369	2.156.992
7312104000 Stranded wire, rope and cables with stranded wire of diameter of < 3 mm	16.174	80.846	129.068	430.559
7312109000 Other stranded wire, rope and cables	4.205.462	7.134.473	5.883.429	14.850.783
7312900000 Oth stranded wire, rope and cables,plaitd bnds,slings&of ir/stl not elect	1.383.509	3.133.724	2.446.118	5.689.527
7313000000 Barbed wr of iron/steel; twisted hoop&of a kind used f fencing of iron/stl	8.594	51.895	17.621	50.083
7314120000 Woven cloth with endless bandsfor machinery, of stainless steel	1.432	13.289	17.851	181.367
7314140000 Woven cloth, of stainless steel	14.950	41.864	114.839	439.571
7314191000 Endless bands for machinery oth thn of stainless steel	4	45.025	25	88.501
7314199000 Other woven cloth, not stainless steel	3.654	20.077	33.777	250.139
7314200000 Grill&fencing,welded at the intersect of wr wth a max.sect.d>3mm&mesh s>100cr	682.328	1.672.312	504.113	1.138.313
7314310000 Other grill, netting & fencing,welded at the intersect by pltd/coatd w zinc	464.270	772.584	213.061	445.476
7314390000 Oth grill, netting and fencing,welded at the intersection	238.058	820.149	481.142	1.415.647
7314410000 Oth cloth, grill, netting and fencing by plated or coated with zinc	191.450	338.683	177.283	266.236
7314420000 Oth cloth, grill, netting and fencing by coated with plastics	62.019	256.143	33.375	154.674
7314490000 Oth cloth, grill, netting and fencing	229.492	519.257	157.485	401.238
7314500000 Expanded metal	0	31.226	0	39.013
7315111100 Roller chain for bicycles of mild steel	15.186	48.455	21.540	157.892
7315111200 Roller chain for motorcycles of mild steel	236.911	754.813	1.091.089	3.368.886
7315111900 Other mild steel for roller chain	22.662	70.328	97.418	381.200

**I.3. IMPOR MENURUT KOMODITI / IMPORT BY HS COMMODITY**  
**\*\*\* MARET / MARCH 2009 \*\*\***

H S Uraian Komoditi Commodity Description	Berat Bersih / Net Weight (Kg)		Nilai / Value C.I.F (US\$)	
	Bulan ini Current Month	Kumulatif Cum.Jan. to date	Bulan ini Current Month	Kumulatif Cum.Jan. to date
7315112100 Other roller chain for bicycles	246	3.276	332	4.897
7315112200 Other roller chain for motorcycles	664.580	2.015.972	1.697.201	5.198.104
7315112300 Oth roller chain transmis. type6mm < pitch length <= 3mm	13.999	29.646	37.085	170.792
7315112900 Other roller chain	237.714	461.777	1.030.771	1.868.152
7315120000 Other roller chainof mild steel	479.527	1.384.832	1.500.876	4.791.135
7315191200 Roller chain for motorcyclesof motocycle chain	10.734	35.334	221.638	739.071
7315191900 Other roller chainof other mild steel	166	2.516	3.384	38.740
7315199100 Other roller chain for bicyclesof bicycle chain	7	1.157	49	19.734
7315199200 Other roller chain for motorcyclesof motocycle chain	3.962	14.470	150.690	541.565
7315199900 Other roller chain of other thanbicycle chain&motocycle chain	3.931	38.433	14.731	123.578
7315201000 Skid chainof mild steel	11.301	21.672	50.978	115.222
7315209000 Other Skid chainof mild steel	1.353	14.882	3.475	99.747
7315811000 Stud-linkof mild steel	13.006	23.368	49.145	56.499
7315819000 Other Stud-linkof mild steel	554.844	867.556	511.512	1.016.857
7315821000 Other, welded linkof mild steel	190	984	2.084	8.095
7315829000 Other, welded link	132.257	219.045	62.093	244.294
7315891200 Other chain for motorcyclesof mild steel	38.502	114.855	668.455	2.056.645
7315891900 Other chain of mild steel not formotorcylcles and bicycles	17.753	34.962	181.296	279.269
7315892100 Other chain for bicyclesof other than mild steel	8.639	11.034	3.591	58.032
7315892200 Other chain for motorcyclesof other than mild steel	4.679	14.967	2.756	10.923
7315892900 Other chain not mild steel, not formotorcylcles and bicycles	55.886	177.778	236.111	917.503
7315901000 Other parts of chain for motorcyclesand bicycles	920	5.646	7.699	73.362
7315909000 Other parts of chain not formotorcylcles and bicycles	157.945	959.015	605.509	4.984.859
7316000000 Anchors, grapnels and parts thereof,of iron or steel	546.863	1.134.315	1.059.680	2.500.947
7317001000 Wire nails	552.800	1.661.222	187.643	634.388
7317002000 Staples	43.999	201.025	86.469	184.888
7317009010 Dog spikes for rail sleepers,carding -tacks&similar articles,of iron or steel,	2.586	10.350	27.496	52.193
7317009020 connector & anti-splitting,connector andHob nails for footwear, ring nails	4.845	46.538	26.533	99.898
7317009030 connector and anti-splitting, connectorHooknails	39.789	141.911	12.149	45.422
7317009040 connector and anti-splitting, connectorCorrugated nails, drawing pins and tacks	737.246	1.897.121	239.623	654.566
7317009090 Oth.connector and anti-splitting,conn -ector and anti splitting	2.502.086	4.647.236	806.373	1.677.200
7318110000 Threaded articles for coach screws	4.484	129.534	18.769	103.017
7318121000 Other wood screws with an externaldiameter not exceeding 16 mm	16.447	29.257	50.520	109.120
7318129000 Other wood screws	52.859	284.495	299.249	1.384.470
7318131000 Screw hooks and screw rings with anexternal dmtr not exceeding 16mm	949	2.557	1.391	6.873
7318139000 Other screw hooks and screw rings	35.231	111.629	66.156	468.162
7318141000 Self tapping screw with an externaldiameter not exceeding 16 mm	6.387	20.947	37.851	239.451
7318149000 Other self tapping screws	48.913	103.245	282.827	609.109
7318151100 Screw metal with/without nuts/washerswith an external diameter <=16 mm	182.430	427.500	967.351	3.233.476
7318151200 Bolts for metal, with/ without nuts ofan external diameter <= 16mm	1.443.732	2.711.175	3.594.568	10.786.231
7318151900 Oth screws&bolts whether/not without -their nut/washers wth.an ext'l dmtr>16mm	138.805	244.056	383.345	1.041.230
7318159100 Other screws for metal with or withoutnuts or washers	120.538	239.385	405.655	842.717
7318159200 Other bolts for metal,with or without nuts	371.252	841.095	1.056.563	2.873.123
7318159900 Other screws and bolts whether or notwith their nut or washers	200.847	1.032.410	958.659	5.247.703
7318161000 Nuts with an external diameter notexceeding 16 mm	94.011	338.296	570.997	2.068.260
7318169000 Other nuts	1.148.872	3.639.704	3.348.954	10.048.604
7318191000 Other threaded articles of an externaldiameter not exceeding 16 mm	78.474	89.636	539.211	616.267
7318199000 Other threaded articles of ironand steel	215.185	399.201	713.240	1.627.799
7318211000 Non threaded artic. for spring washers&oth lock washers w an ext'nal d<16mm	4.350	9.432	32.875	106.061
7318219000 Other spring washersand other lock washers	60.045	149.602	541.038	1.595.058
7318221000 Other washers with an externaldiameter not exceeding 16 mm	109.148	194.719	402.619	1.840.190
7318229000 Other washers	145.188	383.315	1.262.953	4.001.776
7318231000 Rivet with an external diameternot exceeding 16 mm	12.277	41.669	69.124	299.671
7318239000 Other rivets	16.129	43.176	92.613	412.562
7318241000 Cotters& cotters pins with an externaldiameter not exceeding 16 mm	92.957	174.288	271.743	615.169
7318249000 Other cotters and cotter pins	35.953	120.086	597.244	1.732.248
7318291000 Oth non threaded articles with anexternal diameter <= 16 mm	29.615	81.608	344.857	884.123
7318299000 Other non threaded articles	424.751	1.116.966	2.441.128	8.561.413
7319200000 Safety pins	7.642	34.773	45.881	97.202
7319300000 Other pins	178.384	295.719	893.818	2.291.783
7319900000 Oth similar articles for use in hand,of iron or steel	41.583	111.568	159.314	642.054
7320101000 Leaf springs and leavesfor motor vehicles	29.255	146.171	154.849	549.784
7320109000 Other leaf springs and leaves	25.846	49.999	200.125	511.094
7320201000 Helical springs for motor vehicles	87.934	200.513	509.736	1.483.031
7320209010 Other Helical springs for motor vehiclesFor motor vehicles or earth moving	21.526	56.348	227.074	777.046
7320209090 Other Helical springs for motor vehicles	24.866	120.644	298.496	1.025.203
7320901000 Other springs and leavesfor motor vehicles	31.057	94.141	306.147	1.014.621
7320909000 Other springs and leaves	74.396	269.817	696.260	2.188.932
7321110000 Cooking appliances and plate warmersFor gas fuel or for both gas and other	91.636	178.277	264.427	658.360
7321120000 Cooking appliances and plate warmerswith liquid fuel	5.526	12.533	43.059	48.810
7321190000 Other Cooking appliances & plate warmersincluding appliances for solid fuel	2.785	8.617	10.187	31.524
7321810000 Other appliances with gas fuel orfor both gas and other fuels	0	15.590	0	27.062
7321820000 Other appliances with liquid fuel	0	1.174	0	853

**I.3. IMPOR MENURUT KOMODITI / IMPORT BY HS COMMODITY**  
**\*\*\* MARET / MARCH 2009 \*\*\***

H S Uraian Komoditi Commodity Description	Berat Bersih / Net Weight (Kg)		Nilai / Value C.I.F (US\$)	
	Bulan ini Current Month	Kumulatif Cum.Jan. to date	Bulan ini Current Month	Kumulatif Cum.Jan. to date
7321890000 Other appliances with solid fuel	12	4.580	179	6.606
7321901000 Oth cooking appliances & plate warmersOf burner for kerosene stoves	26.546	45.801	113.914	172.254
7321909000 Other Cooking appliances and platewarmers	1.096.349	2.468.714	2.362.380	5.364.770
7322110000 Radiators and parts of cast iron	1.497	1.934	1.107	10.128
7322190000 Other parts of radiators	24.782	76.762	415.445	991.423
7322900000 Other radiators for central heating	15.541	117.389	175.730	1.620.522
7323100000 Iron/steel wool; pot scourers&scouringor polishing pads, gloves and the like	44.134	161.401	51.936	186.144
7323911000 Kitchenware of cast iron ,not enamelled	6.271	80.357	24.131	133.547
7323919000 Household articles of cast ironnot enamelled	158.254	326.087	386.159	967.755
7323920000 Household articles of cast iron,enamelled	6.446	13.702	37.788	70.469
7323931000 Kitchenware of stainless steel	278.714	648.948	709.214	1.760.650
7323939000 Other household articlesof stainless steel	42.989	187.826	99.202	372.110
7323940000 Household of iron(oth. than cast iron)or steel, enamelled	48.028	215.187	62.830	273.138
7323991000 Other kitchenware	86.308	321.172	123.105	580.466
7323999000 Other household articlesof iron or steel	75.759	285.798	332.724	823.046
7324100000 Sinks and wash basins,of stainless steel	107.885	331.404	191.597	882.686
7324210000 Bath of cast iron, whetheror not enamelled	1	4.608	16	17.814
7324290000 Bath of stainless steel	6.444	52.697	53.368	318.615
7324901000 Sanitary ware for flushing waterclosets or urinals (fixed type)	4.698	4.750	23.773	24.468
7324902000 Sanitary ware of bedpans,urinals( portable type ) and chamber pots	0	68	0	176
7324909000 Other sanitary ware	36.881	297.836	98.689	604.101
7325101000 Other cast articles of non malleablecast iron by latex spouts & latex cups	0	155	0	2.120
7325109000 Other cast articles ofnon malleable cast iron	118.252	323.014	432.644	1.217.957
7325910000 Grinding balls and similar articlesfor mills	801.596	3.607.359	655.317	3.229.808
7325991000 Other cast articles of malleable castiron by latex spouts and latex cups	24.064	24.072	11.920	12.021
7325999000 Other cast articles ofmalleable cast iron	61.018	196.759	117.361	707.642
7326110000 Grinding balls&similar artic.for millsforged/stamped but not further works	3.018.550	8.814.225	4.055.341	10.852.873
7326190000 Other articles or iron or steelbut not forged or stamped	262.413	641.719	1.105.342	3.230.248
7326202000 Articles of iron or steel wirefor rat traps	353	1.515	570	2.163
7326205000 Articles of iron or steel wireWire poultry cages and the like	41.070	76.569	55.318	123.219
7326209000 Other articles of non ironor steel wire	529.986	630.048	965.218	1.368.514
7326901000 Ships' rudders not forged or stamped	53.911	220.563	232.918	2.005.615
7326903000 Stainless stl shield&clamp assembly wthruhb.sl for hubless cast ir&pipes fit.	82.769	232.530	484.659	1.585.638
7326905000 Rat traps but not forged or stamped	667	5.793	1.679	45.957
7326907000 Stainless steel shield, clamp assemblyHorsesshoes; tiding boot spurs	738	3.808	28.751	101.678
7326909000 Other articles not forged or steamed	2.942.910	6.901.135	14.486.112	29.072.340
7401000000 Copper mattes, cement copper(precipitated)	0	3.128	0	16.796
7402000000 Unrefined copper,copper anodes for elec-trolytic refining.	604	1.878	21.822	56.092
7403110000 Refined copper for cathodes andsections of cathodes	3.387.924	6.489.689	11.263.350	23.096.256
7403120000 Refined copper for wire-bars	57	1.566	126	20.635
7403130000 Refined cooper for billets	0	49	0	73
7403190000 Other refined copper, unwrought	11.346	92.634	54.181	258.494
7403210000 Copper alloys for copper-zinc basealloys (brass)	109.227	374.473	797.050	2.003.791
7403220000 Copper alloys for copper-tin basealloys (bronze)	25.268	71.384	278.619	482.549
7403290000 Copper alloys for oth copper alloys(oth than master alloys of head.74,05)	37.608	64.395	315.092	587.961
7404000000 Copper waste and scrap.	190.212	522.478	109.499	944.718
7405000000 Master alloys of copper.	2.626	2.626	52.156	52.156
7406100000 Powders of non-lamellar structure	12.313	78.046	73.156	586.023
7406200000 Powders of lamellar structure; flakes	33.308	70.382	298.156	612.684
7407103000 Profiles of refined copper	3.242	6.056	18.073	43.792
7407109000 Other Profiles of refined copper	73.121	505.146	343.359	2.334.704
7407210000 Profiles of refined copperOf copper-zinc base alloys (brass)	277.845	783.289	775.523	2.424.294
7407290000 Other of copper alloys	70.707	172.136	620.423	2.607.919
7408110000 Copper wire.Of which the maximum cross-sectional	156.896	1.228.001	564.405	4.732.012
7408190000 Other wire of refined copperr	640.676	1.420.259	1.900.296	3.910.570
7408210000 Copper wire of copper alloys withcopper zinc base alloys (brass)	136.308	446.801	451.422	2.292.661
7408220000 Copper wire of copper alloys w copper-nick bs alloys/c-nickel-zinc bs alloys	3.055	15.580	22.846	181.729
7408290000 Other copper alloys for copper wire	30.635	93.785	201.390	603.044
7409110000 Copper plates, sheets and strips, of refined copper in coils	128.161	734.592	505.167	3.978.122
7409190000 Copper plates, sheets and strips, of refined copper, not in coils	89.759	299.762	581.902	1.926.556
7409210000 Copper plates, sheets,strips, of copperzinc base alloys (brass), in coils	154.279	583.518	786.013	3.726.710
7409290000 Copper plates, sheets,strips, of copperzinc base alloys (brass), not in coils	85.290	253.486	397.018	1.095.116
7409310000 Copper plates, sheets,strips, of coppertin base alloys (brass), in coils	74.611	129.424	420.697	875.064
7409390000 Copper plates, sheets,strips, of coppertin base alloys (brass), not in coils	13.203	39.090	63.597	125.346
7409400000 Copper-nickel base alloy (cupro-nickel),copper-nickel-zinc base alloys unrefined	700	41.627	24.672	386.885
7409900000 Other copper alloys, unrefined	15.668	19.063	25.844	94.293
7410110000 Copper foil, refined, thickness < 0.15mm, not backed	15.043	131.178	83.377	750.337
7410120000 Copper alloys, refined, thickness< 0.15 mm, not backed	11.523	62.550	60.749	291.122
7410210010 Reinforced sheets/plates of polyamide,of refined copper, backed	63.305	92.032	238.180	383.868
7410210020 Reinforced sheets/plates of polyamide,Copper clad laminate for PCBs	472.819	916.105	2.125.059	3.998.728
7410210090 Reinforced sheets/plates of polyamide,Copper clad laminate not for PCBs	11.338	60.242	60.762	355.346
7410220000 Reinforced sheets/plates of polyamide,Of copper alloys, unrefined	20.399	68.237	142.281	375.308
7411100000 Copper tubes & pipes of refined copper	108.425	477.521	631.573	2.670.194

**I.3. IMPOR MENURUT KOMODITI / IMPORT BY HS COMMODITY**  
**\*\*\* MARET / MARCH 2009 \*\*\***

H S Uraian Komoditi Commodity Description	Berat Bersih / Net Weight (Kg)		Nilai / Value C.I.F (US\$)	
	Bulan ini Current Month	Kumulatif Cum. Jan. to date	Bulan ini Current Month	Kumulatif Cum. Jan. to date
7411210000 Copper tubes & pipes of copper alloyswith copper-zinc base alloys (brass)	38.813	170.648	212.173	936.069
7411220000 Copper tubes & pipes of copper alloyswith cupro-nickel or nickel silver	57	17.186	591	153.728
7411290000 Other copper tubes and pipes	106.852	477.119	687.126	2.297.407
7412100000 Copper tube or pipe fitting ofrefined copper	68	830	145	13.034
7412201000 Copper tube or pipe fitting ofcopper-zinc base alloys (brass)	21.912	52.152	81.524	244.422
7412209000 Copper alloys, not brass, refined	73.140	209.686	266.315	783.536
7413000000 Stranded wire, cable,plaited bands,of copper, not electrically insulated.	9.939	206.366	104.553	512.291
7415101000 Nails&tacks(incl.drwing pins)of copperiron or steel with head of copper	101.240	137.607	79.054	132.568
7415102000 Staples and similar articles of copper	127	1.846	517	1.406
7415109000 Tacks, drawing pins, & similar articles	26.007	48.160	136.460	371.543
7415210000 Washers (including spring washers)but not threaded	6.027	17.235	34.097	111.735
7415290000 Other articles of copper, not threaded	2.189	12.271	24.363	106.288
7415331000 Screws	18.029	49.325	78.777	260.160
7415332000 Bolts and nuts	13.785	52.809	55.477	284.999
7415390000 Other articles of copper, threaded	16.173	144.324	139.424	446.861
7418110000 Pot scourers and scouring or polishingpads, gloves and the like	0	142	0	680
7418190000 Other Pot scourers & scouring/polishing	12.678	39.819	14.296	36.940
7418200000 Sanitary ware and parts thereof	5.310	22.671	26.387	125.626
7419100000 Chain and parts thereof of copper	57	18.581	328	29.185
7419910010 Fittings for fire hoses, of copper	41	394	761	7.254
7419910020 Reservoirs, tanks, vats and similarof copper	252	14.780	5.265	88.820
7419910030 Electroplating anodes,machine beltfor ships or other vessel	20.268	66.371	67.532	316.419
7419910090 Oth table, kichen,cast, moulded,stamped/forged but not further worked	2.016	4.259	2.838	30.247
7419991000 Electroplating anodes,machine beltfastener,fitting for ships,fire hoses	79.044	87.679	272.264	296.039
7419992000 Similar containers not fitted withmech./terminal equip. of a cap.of <=300l	1.053	4.465	13.073	97.303
7419993100 Grill and netting of copper wirefor machinery	496	4.536	30.656	147.575
7419993910 Grill and netting of copper wireCloth suitable for making mosquito nets	232	936	2.695	5.456
7419993990 Other grill and netting of copper wire	2.514	3.001	26.506	33.497
7419994000 Other grill and netting of copper wireSprings	3.186	10.553	69.009	130.684
7419995000 Other grill and netting of copper wireCigarette cases or boxes and similar	38	38	44	44
7419999000 Other articles of non copper	29.109	57.381	48.794	343.082
7501100000 Nickel mattes	0	124	0	1.294
7501200000 Nickel oxide sinters&oth intermediateproduct of nickel metallurgy	0	111	0	595
7502100000 Nickel, not alloyed	30.169	134.957	291.985	1.255.160
7502200000 Nickel alloys	1	1	9	9
7504000000 Nickel powders and flakes.	7.272	10.280	87.883	170.367
7505110000 Bars, rods and profiles of nickel,not alloyed	5.514	5.611	55.138	58.669
7505120000 Bars, rods & profiles of nickel alloys	400	763	10.133	34.879
7505210000 Wire of nickel, not alloyed	7.803	15.184	77.139	182.962
7505220000 Wire of nickel alloys	2.917	6.030	73.557	167.240
7506100000 Nickel plates, sheets, strip&foil ofnickel, not alloyed	0	3.352	0	164.245
7506200000 Nickel plates, sheets, strip and foilof nickel alloys	11.193	80.223	198.209	710.270
7507110000 Tubes and pipes of nickel, not alloyed	125	2.809	680	143.102
7507120000 Tubes and pipes of nickel alloys	1.197	11.191	143.862	160.389
7507200000 Tube or pipe fittings	5.771	16.930	25.467	112.739
7508100000 Cloth, grill and netting,of nickel wire	33	447	81	5.012
7508903000 Bolts and nuts of non nickel	21.367	56.990	28.007	64.127
7508909010 Electro-plating anodes,wrought or un-wrought, including those produced by	0	59.104	0	261.532
7508909020 Screens for printing machines	989	7.836	63.639	254.334
7508909090 Other Nickel tubes, pipes, tube, pipefittings	444	14.175	50.058	820.718
7601100000 Aluminium, not alloyed	5.424.579	18.432.115	8.567.953	32.111.480
7601200000 Aluminium alloys	5.853.047	19.109.684	9.931.771	36.007.706
7602000000 Aluminium waste and scrap.	1.280.389	3.199.636	1.373.686	3.460.996
7603100000 Aluminium powders of non-lamellarstructure	89.998	128.347	258.451	365.696
7603200010 Aluminium powders and flakes of flakes	190	20.960	21	19.892
7603200020 Aluminium powders and flakes,powderof lamellar structure	11.510	17.709	84.235	130.828
7604101000 Bars and rods of aluminium not alloyed	5.310	87.092	14.215	209.793
7604109010 Profiles suitable for use as heat sinkwith cross-sect.dimension < 17,5x17,5 cm	2.315	3.967	40.691	58.363
7604109090 Oth profiles suitable for use as heatsink	4.102	62.858	22.515	228.833
7604211000 Perforated tube profile for evaporatorcoils of mtr veh. ac mach.of alum.ally	836	37.992	1.803	74.613
7604219000 Oth hollow profiles of aluminium alloys	192.054	634.487	961.644	2.737.374
7604291010 Extruded bars and rods not surfacetreated	37.041	65.866	93.226	213.527
7604291020 Extruded bars and rods surfacetreated	1.765	6.694	8.562	27.539
7604293000 Y-shaped profiles for zip fasteners,in coils of non aluminium alloys	9.550	14.676	94.321	135.292
7604299000 Other bars, rods and profiles ofnon aluminium alloys	336.059	718.506	623.935	1.287.038
7605110000 Alum. wire of aluminium not alloyedwhich the max.cross-sect'l dim.exceeds	1.886	10.858	24.233	82.372
7605191000 Aluminium wire of non aluminium notalloyed with a diameter < 0.0508 mm	0	1.056	0	19.155
7605199000 Other aluminium wire of non aluminiumnot alloyed	10.721	36.549	100.994	178.369
7605210000 Alum. wire of aluminium alloys whichthe max.cross-sect'l dimension > 7 mm	7.247	7.247	25.256	25.256
7605291000 Aluminium wire of non aluminium alloyswith a diameter not exceeding 0.254mm	1.506	3.691	24.481	64.074
7605299000 Other aluminium wire of non aluminiumalloys	31.511	116.459	127.791	376.770
7606110010 Aluminium plates,sheets&strip of plainor figured by rolling of thick.>0.2mm	17.023	55.112	49.718	268.343
7606110090 Oth aluminium plates,sheets&strip ofplain/figured by rolling of thick.>0.2mm	167.462	453.946	860.557	2.136.253

**I.3. IMPOR MENURUT KOMODITI / IMPORT BY HS COMMODITY**  
**\*\*\* MARET / MARCH 2009 \*\*\***

H S Uraian Komoditi Commodity Description	Berat Bersih / Net Weight (Kg)		Nilai / Value C.I.F (US\$)	
	Bulan ini Current Month	Kumulatif Cum.Jan. to date	Bulan ini Current Month	Kumulatif Cum.Jan. to date
7606121010 Can stock (alloy 3004,3104 or 5182, ofthickness > 0,25 mm, in coil	21.255	41.374	84.956	225.220
7606121090 Oth.Can stock (alloy 3004,3104, 5182,of thickness > 0,25 mm, in coil	20.563	52.436	41.639	187.951
7606123100 Sheets o alum. rigid cont.sheets alloy5182,5082,hardnessh19<1,000mm in width	122.589	339.075	495.794	1.445.010
7606123910 Other aluminium sheet/coilnot exceeding 1,000 mm in width	740.833	1.297.566	1.833.265	3.766.985
7606123920 Other aluminium sheet / coilxceeding 1,000 mm in width	1.916.642	5.931.826	4.024.030	13.427.800
7606123990 Other aluminium sheet	425.279	1.079.513	1.725.968	4.368.071
7606124000 Oth, plain/figured by roll./press. butnot surface treatedof non alum. alloys	58.926	221.844	153.374	477.557
7606129000 Other aluminium plate rectanguler ofaluminium alloys	247.668	742.733	279.601	2.851.715
7606912000 Oth alum. not alloyed,plain/figured byrolling/pressing b not surface treated	760	915	7.225	7.459
7606919000 Oth aluminium plate, not rectanguler ofaluminium, not alloyed	448	33.587	115.790	657.468
7606923010 Venetian blind slat,whether or notrolled or cut, in width ø1,000 mm	819	20.139	1.985	24.945
7606923020 Sheet or coil of alum. rigid containersheet alloy 5182,5082,hardness h19	30.311	128.041	112.835	405.596
7606923090 Oth.than Sheet/coil of aluminium rigidcontainer sheet alloy 5182,5082,hard h19	135.740	362.255	85.231	305.552
7606929090 Other aluminium alloys	86.984	322.523	191.139	563.913
7607110000 Aluminium foil not backed, rolledbut not further worked	426.024	984.610	1.707.910	4.048.763
7607191000 Foil of aluminium alloy A1075 or A3903not back,oth than rolled but not worked	36.449	153.859	234.185	864.255
7607199000 Oth than foil aluminium alloy A1075/a3903 not back,oth than roll but notwork	105.279	221.881	1.580.007	2.493.780
7607204000 Aluminium foil backed for imitationgold or silver	17.689	18.680	57.030	65.632
7607209010 Aluminium foil laquer coated (white orof thickness >0,05 mm or < 0,15 mm	101.599	245.225	416.831	1.005.753
7607209090 Oth.aluminium foil, backed,thickness <=0.2 mm	74.304	228.907	751.504	1.707.476
7608100000 Aluminium tubes and pipes ofaluminium, not alloyed	38.310	177.116	178.487	691.264
7608200000 Aluminium tubes and pipesof aluminium alloys	66.356	142.115	352.004	779.051
7609000000 Aluminium tube or pipe fittings (forexample, coupling,elbows,sleeves)	15.398	82.764	267.811	781.598
7610100000 Alum. structures for doors, windows &their frames and thresholds for doors	64.907	533.999	202.506	4.703.660
7610901000 Oth alum. structures for bridges andbridge section, towers, lattice masts	0	1.313	0	9.656
7610909000 Other aluminium structures	153.416	388.720	194.043	800.503
7611000000 Aluminium reservoirs, tanks, vats andsimilar containers for any material	32.953	37.964	196.261	207.084
7612100000 Alum. collapsible tubular containers	3.452	26.650	60.049	325.558
7612901000 Aluminium casks, drums, cans, boxes andseamless containers for fresh milk	0	968	0	4.813
7612909000 Oth.aluminium casks,drums,cans, boxes& containers, for any material	232.699	889.267	1.045.926	3.114.361
7613000000 Aluminium containers for compressedor liquified gas	11.711	14.484	45.787	62.226
7614101100 Cable with steel core of circularcross section not exceeding 500 mm	0	97.822	0	334.549
7614101900 Other cable wth steel core	119.926	246.033	148.370	488.125
7614109000 Other stranded wire with steel core	7.684	32.479	10.330	191.280
7614901100 Cable without steel core of circularcross section not exceeding 500 mm	5	5	5	5
7614901900 Other cable without steel core	0	47	0	362
7614909000 Other stranded wire without steel core	15.487	34.499	91.008	314.405
7615110000 Pot scourers and scouring or polishingpads,/gloves and the like of aluminium	433	723	1.301	1.556
7615190000 Oth table, kitchen/oth householdarticles & parts thereof of aluminium	53.913	192.697	64.435	304.728
7615201000 Bedpans, urinals ( portable type )and chamber	1	1	3	3
7615209000 Other sanitary ware and parts thereofof aluminium	54.576	153.951	128.082	475.744
7616101000 Nails of aluminium	11.900	29.015	37.764	146.779
7616102000 Staples and hooks of aluminium	117.782	131.914	132.856	249.653
7616109000 Tacks, rivets,cotters,cotter pinsand washers of aluminium	60.574	133.532	723.200	1.946.064
7616910000 Other cloth, grill, nettingand fencing, of aluminium wire	53.996	117.314	31.658	87.619
7616992000 Ferrules for use in the manufactureof pencils	1.085	16.207	9.594	111.008
7616993000 Alum.slugs, round, of such dim. thatthe thick's>one tenth of the diameter	51.073	181.353	227.401	675.133
7616994000 Bobbins, spools, reels and similarsupports for textile yarn	101	10.400	3.728	71.204
7616999010 Venetian blinds	5	13.880	84	88.779
7616999090 Other articles of aluminium	312.197	755.605	1.120.114	2.942.008
7801100000 Refined lead	2.392.538	7.840.653	2.945.057	9.425.927
7801910000 Oth unwrought lead&containing by wgtantimony as the principal oth element	1.665.017	5.272.783	1.834.467	6.393.500
7801991000 Oth unwrought lead&containing by wgtunrefined	200.106	200.106	215.334	215.334
7801999000 Oth unwrought lead&containing by wgt	408.209	999.792	439.742	1.150.549
7804110000 Sheets, strip and foil of a thickness < 0,2 mm	0	1.934	0	25.595
7804190010 Lead embossed, cut to shape, perfortd,coated,printed, backed, reinforce mtrial	0	37.335	0	206.014
7804190090 Oth.lead plates, sheets, strip andfoil, lead	5.653	10.574	43.402	90.122
7804200000 Powders and flakes	0	2.084	0	8.184
7806002000 Other articles of lead,bars,rods,profiles and wire	1.152	14.659	45.581	211.719
7806003000 Other articles of lead,tubes,pipesand tube or pipe fittings (for	1	2.056	11	19.150
7806009010 Lead wool,washers,electro-plating anodes	13.199	19.282	43.557	162.832
7806009090 Other articles of lead	5.299	22.522	75.835	216.134
7901110000 Zinc not alloyed containingby weight 99.99% or more of zinc	4.123.773	10.874.869	4.886.951	13.099.926
7901120000 Zinc not alloyed containingby weight < 99.99% of zinc	1.481.249	6.204.584	1.886.209	9.163.665
7901200000 Zinc alloys	1.073.241	2.190.012	1.509.158	3.068.278
7902000000 Zinc waste and scrap.	0	3	0	44
7903100000 Zinc dust	141.130	464.906	261.364	1.082.453
7903900000 Zinc powders and flakes	85.641	258.609	267.083	738.114
7904000010 Zinc wire,bars,rods,not surface treated	12.064	83.861	28.148	161.919
7904000090 Zinc profiles	51.475	101.804	26.261	56.359
7905001010 Zinc plates, sheets, strip not surfacetreated	251.971	492.286	170.023	553.076
7905001020 Zinc plates, sheets, strip surfacetreated	136.356	209.752	135.330	233.078
7905002010 Zinc foil not surface treated	130.456	248.116	105.447	211.412

**I.3. IMPOR MENURUT KOMODITI / IMPORT BY HS COMMODITY**  
**\*\*\* MARET / MARCH 2009 \*\*\***

H S Uraian Komoditi Commodity Description	Berat Bersih / Net Weight (Kg)		Nilai / Value C.I.F (US\$)	
	Bulan ini Current Month	Kumulatif Cum.Jan. to date	Bulan ini Current Month	Kumulatif Cum.Jan. to date
7905002090 Zinc foil Surface treated	56.432	63.177	146.070	159.454
7907003000 Gutters, roof capping, skylight frames& oth fabricated building components	71.032	430.077	70.461	414.607
7907004000 Zinc tubes, pipes,tube, pipe fittings(cuoplings, elbows, sleeves)	1.299	4.695	2.325	8.158
7907009010 Electro-plating anodes; stencil plates	70.195	137.787	102.263	333.151
7907009020 Domestic articles and parts thereof	12.381	12.381	20.290	20.290
7907009090 Oth articles of zinc oth than domestic	247.783	505.332	461.089	1.081.334
8001100000 Tin, not alloyed	375	15.093	1.322	84.804
8001200000 Tin alloys	746	5.561	9.700	75.434
8002000000 Tin waste and scrap.	0	14.378	0	149.729
8003000000 Tin bars, rods, profiles and wire.	34.013	66.268	444.890	1.286.662
8007002000 Other articles of tin, sheets and strip,Plates, thickness > 0,2mm	19.425	85.155	39.877	155.362
8007003000 Tin-foil (whether or not printed or backper),thick < 0,2 mm,powder & flakes	0	2	0	41
8007004000 Tin-Tubbes, pipes and tube or pipe fitti(for example, couplings, elbows, sleeves	330	641	1.499	2.501
8007009010 article of tin, Collapsible tubes for dentifrices, colours, and the like,	1	419	9	5.453
8007009090 Other articles of tin	328.152	568.601	295.548	523.794
8101100000 Tungsten (wolfram) powders	47	8.111	4.734	88.756
8101940000 Unwrought tungsten, including bars and rods obtained simply by sintering	4	90	7	2.800
8101960000 Tungsten wire	1.207	1.483	35.078	53.720
8101990010 Tungsten bar&rods,oth than those obtaineplly by sintering,profiles, sheet, strip	442	1.000	48.008	88.421
8101990090 Other tungsten (wolfram)	720	3.748	29.223	126.812
8102100000 Molybdenum powders	2	88	196	1.816
8102940000 Unwrought molybdenum, including bars and rods obtained simply by sintering	1	1	16	16
8102950000 Molybdenum bar&rods,o.than those obt'dsimp. by sintering,profiles,strip&foil	0	230	0	881
8102960000 Molybdenum wire	514	1.175	47.619	140.874
8102990000 Other molybdenum	2	4	21	41
8103200000 Unwrought tantalum, including bars and rods obt'd simp.by sintering; powders	773	2.657	333.931	719.605
8103900000 Other tantalum	0	1	0	615
8104110000 Unwrought magnesium containing at least 99.8 % by weight of magnesium	18.022	71.251	50.296	200.237
8104190000 Other unwrought magnesium	396	16.451	19.788	31.481
8104300000 Magnesium raspings,turnings & granules,graded according to size; powders	722	2.256	5.413	49.028
8104900000 Other magnesium	5.845	5.908	20.900	21.412
8105201000 Unwrought cobalt	54	10.104	4.802	67.221
8105209000 Mattes cobalt; cobalt powders	5	22	932	4.355
8105900000 Other cobalt mattes	68	242	36.453	106.253
8106009000 Other bismut	1.000	1.040	17.277	18.601
8107200000 Unwrought cadmium, powders	1	1	51	51
8107900000 Other cadmium	1	43	162	710
8108200000 Unwrought titanium; powders	0	3	0	67
8108900000 Other titanium	61.732	120.033	1.164.775	1.611.782
8109200000 Unwrought zirconium; powders	0	1	0	12
8109900000 Other zirconium	10.879	14.933	17.776	30.142
8110100000 Unwrought antimony; powders	20.296	20.296	98.415	98.415
8111000000 Manganese and articles thereof, includewaste and scrap.	3.233	8.233	5.160	23.410
8112190000 Other beryllium	0	504	0	18.016
8112990000 Other thallium	2	2	1.507	1.507
8201100000 Spades and shovels	741	1.417	8.430	20.190
8201301000 Hoes (mamooties) and rakes	39	120	451	787
8201309000 Mattocks and picks	260	464	1.037	6.957
8201400000 Axes, bill hooks and similar hewing tool	4	11	37	53
8201500000 Secateurs & similar one-handed pruners and shears (including poultry shears)	14.237	21.075	18.220	38.216
8201600000 Hedge shears,two-handed pruning shears and similar two handed shears	81	81	78	78
8201900000 Other hand tools of a kind used in agriculture, horticulture or forestry	0	864	0	989
8202100000 Hand saws	30.905	160.603	31.516	184.344
8202200000 Band saw blades	26.426	84.946	168.266	467.211
8202310000 Circular saw blades with working part of steel	1.701	13.531	38.811	78.291
8202390000 Other circular saw blades,including parts	58.620	102.796	164.310	360.301
8202400000 Chain saw blades	36	38.954	6.680	61.043
8202910000 Straight saw blades for working metal	10.622	15.169	10.214	30.382
8202991000 Straight saw blades	4.586	5.957	7.918	21.974
8202999000 Other saw blades	51.609	193.040	288.777	876.817
8203100000 Files, rasps and similar tools	21.640	57.964	42.103	102.503
8203200000 Pliers (including cutting pliers),pincers, tweezers and similar tools	55.647	364.797	134.217	579.581
8203300000 Metal cutting shears and similar tools	81.916	130.405	163.982	287.272
8203400000 Pipe-cutters, bolt croppers,perforating punches, and similar tools	12.042	115.264	102.171	567.573
8204110000 Hand operated spanners and wrenches non - adjustable	104.713	395.790	220.568	1.469.931
8204120000 Hand operated spanners and wrenches adjustable	134.438	389.989	211.278	643.454
8204200000 Interchangeable spanner sockets,with or without handles	34.865	171.142	190.704	606.610
8205100000 Drilling, threading or tapping tools	34.160	98.732	220.441	542.434
8205200000 Hammers and sledge hammers	108.717	539.196	137.346	702.020
8205300000 Planes, chisels, gouges and similar cutting	51.530	255.449	72.791	284.443
8205400000 Screwdrivers	50.589	146.402	89.229	314.159
8205511000 Flat irons	48	72	11.108	11.322
8205519000 Other household tools	23.650	37.679	98.866	164.592

**I.3. IMPOR MENURUT KOMODITI / IMPORT BY HS COMMODITY**  
**\*\*\* MARET / MARCH 2009 \*\*\***

H S Uraian Komoditi Commodity Description	Berat Bersih / Net Weight (Kg)		Nilai / Value C.I.F (US\$)	
	Bulan ini Current Month	Kumulatif Cum.Jan. to date	Bulan ini Current Month	Kumulatif Cum.Jan. to date
8205590000 Other hand tools , oth than householdtools	99.292	350.815	359.182	1.006.853
8205600000 Blow lamps	0	3	0	69
8205700000 Vices, clamps and the like	114.300	329.503	237.443	1.050.721
8205800000 Anvils; portable forges; hand-/pedal-op'ted grinding wheels with frameworks	2.685	7.796	27.924	122.251
8205900000 Sets of articles of two or moreof the foregoing subheadings	30.909	133.263	177.905	833.020
8206000000 Tools of two/more of the headings82.02to82.05 put up in sets for retail sale	112.045	274.122	659.954	1.511.355
8207130000 Rock drilling or earth boring toolswith working part of cermets	1.171	16.618	21.339	163.870
8207190000 Other rock drilling or earth boringtools, including parts	151.898	446.371	4.567.764	12.912.266
8207200000 Dies for drawing or extruding metal	16.863	442.276	311.336	6.578.420
8207300000 Tools for pressing, stampingor punching	38.971	196.339	913.287	4.553.122
8207400000 Tools for tapping or threading	25.436	58.115	289.103	940.093
8207500000 Tools for drilling,other than for rock drilling	61.267	180.840	1.013.389	2.917.117
8207600000 Tools for boring or broaching	16.625	23.945	208.517	552.996
8207700000 Tools for milling	4.520	27.527	299.987	745.433
8207800000 Tools for turning	8.289	35.745	223.326	1.033.226
8207900000 Other interchangeable tools	32.802	148.235	640.705	3.085.372
8208100000 Knives and cutting bladesfor metal working	10.423	46.719	239.624	757.724
8208200000 Knives and cutting bladesfor wood working	36.075	156.850	191.118	789.867
8208300000 Knives&cutting blades f kitchen app'es/for mach. used by the food industry	3.479	7.596	34.370	73.514
8208400000 Knives&cutting blades for agricultural, horticultural or forestry machines	1.530	47.170	31.186	151.295
8208900000 Other knives and cutting blades	127.203	284.600	1.220.950	3.245.564
8209000000 Plates, sticks, tipsand the like for tools,	11.065	33.093	396.273	1.114.738
8210000000 Hand-operated mechanicalappliances, weighing	37.833	154.760	48.069	166.011
8211100000 Knives with cutting blades,serratedor not and sets of assorted articles	8.365	22.991	9.530	38.639
8211910000 Table knives having fixed blades	17.419	44.239	40.970	141.116
8211925010 knives ,fix blades, handle of base metalfor agricultural, horticultural/forestry	30	228	340	948
8211925090 knives ,fix blades,handle oth than metalfor agricultural, horticultural/forestry	3.126	5.098	1.082	3.943
8211929010 Flick or spring knives; hunting,divingand scouts knives,penknives;blades>15 cm	57	758	1.027	13.835
8211929020 Other knives having fixed bladeswith handle of base metal	166	2.127	1.636	10.553
8211929090 Other knives having fixed bladeswith handle oth than base metal	20.737	25.645	34.063	72.060
8211932010 Knives,oth than fixed blades,with handlebase metal, for agricultural, forestry	488	489	2.502	3.276
8211932090 Knives,oth than fixed blades,handle oththan metal, for agricultural, forestry	6	7.800	115	15.340
8211939010 Knives having other than fixed bladeswith handle of base metal	0	106	0	146
8211939090 Knives having other than fixed blades,with handle oth than base metal	1.054	6.551	15.243	71.139
8211940000 Blades with handle of base metal	18.677	48.355	58.019	145.395
8211950000 Knives with handles of base metal	886	2.696	13.672	25.623
8212100000 Razors	39.142	78.455	197.855	409.125
8212201000 Safety razor bladeswith double-edged razor blades	49.739	206.266	456.375	2.684.168
8212209000 Other razors and razor blades	57.705	125.828	85.127	202.789
8212900000 Other parts of razors and razor blade	546	1.104	13.502	68.318
8213000000 Scissors, tailors' shearsand similar shears,	28.972	155.744	54.917	263.001
8214100000 Ppr knives,ltr openers,erasing knives,pencil sharpeners and blades therefor	46.664	151.713	171.130	454.495
8214200000 Manicure or pedicure setsand instruments	27.726	59.921	71.291	132.782
8214900000 Other articles of cutlery	21.900	109.060	24.126	138.449
8215100000 Spoons,forks,ladles,skimmer,cake serv.&fish knives sets of assorted articles	946	16.255	1.763	61.242
8215200000 Similar kitchen and tableware,other sets of assorted articles	55.366	108.971	104.164	196.559
8215910000 Similar kitchen and tablewareplated with precious metal	8	8	1.258	1.258
8215990000 Other similar kitchen and tableware	77.309	369.178	162.494	829.091
8301100000 Padlocks	100.958	446.859	156.110	623.973
8301200000 Locks of a kind used f motor vehicles	75.442	283.019	918.808	2.778.131
8301300000 Locks of a kind used for furniture	160.983	551.669	212.261	658.947
8301400000 Other locks	317.206	1.108.375	580.409	2.200.861
8301500000 Clasps and frames with clasps,incorporating locks	10.371	20.449	68.502	173.049
8301600000 Parts of padlocks and lock	131.349	448.763	1.143.996	3.275.017
8301700000 Keys presented separately	6.194	49.201	43.776	109.964
8302100000 Hinges	451.387	1.803.270	594.256	2.840.091
8302200000 Castors	150.342	529.688	181.543	636.004
8302300000 Oth mountings, fittings and similararticles suitable for motor vehicles	69.560	335.849	619.200	2.471.486
8302413010 Hasps ; suitable for buildingsuitable for building	107.217	376.367	98.876	287.573
8302413090 Bolts, hooks, eyes and staplessuitable for building	49.895	195.986	49.788	171.644
8302419000 Other mountingsuitable for building	558.077	1.370.765	631.494	1.643.581
8302421000 Bolts and haspsuitable for furniture	7.379	110.452	47.266	200.243
8302429000 Other Mounting ; suitable for furniture	579.253	2.197.710	1.233.144	4.430.906
8302491000 Mounting of a kind suitable for saddlery	42.995	90.461	62.634	138.451
8302499000 Other mounting ; oth than of a kindsuitable for saddlery	192.550	592.364	352.591	1.095.168
8302500000 Hat-racks,hat-pegs, bracketsand similar fixtures	10.963	74.083	42.013	223.504
8302600000 Automatic door closers	53.558	117.489	118.088	286.695
8303000000 Armoured/reinforced safes,strong-boxesand doors and safe deposit lockers	166.746	447.253	235.690	762.185
8304001000 Filing cabinets or card-index cabinets	88.799	140.284	160.180	297.799
8304002000 Office or desk equipment of copper orof lead	501	989	78	1.616
8304009000 Other similar office or desk equipment	172.888	424.457	2.311.303	3.737.730
8305101000 Fittings for double loop wire bindersdouble loop wire binders	6.102	23.767	13.360	38.405
8305109000 Fittings for loose-leaf binders or filesoth than double loop wire binders	74.410	191.660	103.938	262.688



**I.3. IMPOR MENURUT KOMODITI / IMPORT BY HS COMMODITY**  
**\*\*\* MARET / MARCH 2009 \*\*\***

H S Uraian Komoditi Commodity Description	Berat Bersih / Net Weight (Kg)		Nilai / Value C.I.F (US\$)	
	Bulan ini Current Month	Kumulatif Cum.Jan. to date	Bulan ini Current Month	Kumulatif Cum.Jan. to date
8305200000 Staples in strips	99.650	258.992	119.642	307.537
8305900000 Letter coners, paper clips, indexingtagsoffice articles	198.332	482.763	412.434	966.465
8306101000 Bells for cycles	2.419	6.881	23.867	59.159
8306102000 Bells, gongs and the like, of copper	0	182	0	2.134
8306109000 Bells, gongs and the like,oth than of copper	1.775	5.909	3.417	15.725
8306210000 Statuetes and other ornamenplated with precious metal	0	10	0	67
8306291000 Statuetes and other ornamen, of copperor lead	0	352	0	1.460
8306299000 Statuetes and other ornamen, of oth thancopper or lead	1.965	12.272	12.473	73.390
8306301000 Photograph, picture or similar frames;mirrors : of copper	0	201	0	6.030
8306309000 Photograph, picture or similar frames;mirrors : of oth than copper	29.008	121.191	61.572	237.103
8307100000 Flexible tubing of base metal, withor without fitting of iron or steel	133.529	201.362	540.740	1.682.279
8307900000 Flexible tubing of base metal, with orwithout fitting of other base metal	51.270	83.475	105.189	3.229.879
8308100000 Hooks,eyes&eyelet o base metal of a k.used f cloth,footwear,awnings&handbags	208.572	586.918	1.382.303	4.680.561
8308200000 Tubular/bifurcated rivets of bs metalof a kind used for clothing,footwear	9.442	32.933	167.140	398.110
8308901000 Beads of base metal	47.727	106.518	161.050	495.468
8308902000 Spangles of base metal	2.675	5.527	17.233	31.682
8308909000 Other clups and parts	216.466	560.565	1.281.527	2.930.774
8309100000 Crown corks of packing accessoriesof base metal	5.044	29.619	3.939	116.012
8309901000 Capsules for bottles of base metal	3.034	9.399	38.997	146.405
8309902000 Top ends of alum. cans of base metal	149.937	570.535	951.358	3.466.387
8309903000 Other caps for cans of base metal	133.795	367.112	365.850	909.593
8309904000 Bunges for metal drums; bung covers;seals;case corner protectors	12.787	26.597	82.234	166.716
8309905000 Oth packing accessories, of aluminium	54.655	156.676	515.987	1.494.459
8309909000 Oth packing accessories, of base metal	89.489	159.978	718.787	1.461.192
8310000000 Sign , name, address and similar plates,numbers, and oth symbols, of base metz	19.480	51.963	121.444	376.814
8311101000 Coated electrodes of base metal,for electric arc-welding : In rolls	908.826	1.854.829	1.127.047	2.140.020
8311109000 Coated electrodes of base metal,for electric arc-welding, In oth than rolls	1.730.185	4.346.641	3.047.011	7.735.196
8311201000 Cored wire of base metal, for electric arc-welding : In rolls	246.858	810.236	551.554	1.538.355
8311209000 Cored wire of base metal, for electric arc-welding : In oth than rolls	287.423	648.415	384.632	1.127.090
8311301000 Coated rods &core wire of base metalfor sold,braz/welding by flame in roll	337.830	710.715	774.875	1.651.255
8311309000 Coated rods & core wire, base metal,for sold,braz/weld by flame in oth than roll	230.317	578.428	1.056.629	2.512.975
8311900000 wire and rods, of agglomerated basemetal powder, used for metal spraying.	349.255	955.270	553.441	1.602.113
8401100000 Nuclear reactors	28	129	1.818	9.832
8401200000 Machin and app for isotopic separation,and parts thereof non-irradiated	3.424	3.424	69.541	69.541
8401300000 Fuel elements (cartridges),	0	140	0	17.124
8401400000 Parts of nuclear reactors	43	427	1.609	94.259
8402111000 Watertube boiler electric with a steamproduction exceeding 45 tons per hour	89.963	95.460	862.237	886.769
8402121100 Watertube boilers elect. with a steam15 tons <= steam prod.< 45tons/hours	257.976	679.703	636.000	1.667.603
8402121900 Watertube boilers electric with asteam prod < 15 tons /hours	5.747	37.521	52.944	244.843
8402122900 Watertube boilers not electric with a15 tons <= steam prod.< 45tons/hours	191.377	1.089.339	400.000	2.526.823
8402191100 Electric boilers with a steamprod.< 15 tons/hours	12	105.013	26	108.567
8402191900 Oth vapour elect generating boilers,inclhybrid boilers, steam prod<=15 ton/hours	2.170	107.615	30.853	256.833
8402192100 Oth not-elect generating boilers,inclhybrid boilers, steam prod >15 ton/hours	11.472	11.472	38.400	38.400
8402192900 Oth not-elect generating boilers,inclhybrid boilers, steam prod<=15 ton/hours	0	141.270	0	342.379
8402201000 Electric super heated water boilerselectrically operated	5	5	653	653
8402202000 Electric super heated water boilers not electrically operated	265.518	265.518	2.314.447	2.314.447
8402901000 Boiler bodies or shellsgenerating boilers	406.841	454.763	639.153	1.090.674
8402909000 Other parts of steam or other vapourgenerating boilers	692.374	4.425.231	2.557.920	23.126.163
8403100000 Boilers of central heating boilers otherthan those of heading 84.02.	501.147	2.588.633	1.495.685	6.465.264
8403901000 Boiler bodies or shells central heatingboilers oth than those of heading 84.02.	33	568	77	6.257
8403909000 Other part of central heating boilersoth than those of heading 84.02.	111.020	495.873	90.389	9.004.963
8404101010 Soot remover for use with boilers ofheading 84.02	108.002	384.856	566.667	1.401.360
8404101090 Oth auxiliary plant for use with boilersof heading 84.02	7.419.366	27.647.062	26.162.205	95.017.102
8404102000 Oth auxiliary plant for use with boilersof heading 84.03	1.256	401.963	3.678	1.926.875
8404200000 Condensers for steam orother vapour power units	2.095	466.817	76.733	10.415.734
8404901100 Boiler bodies or shellsof goods of subheading 8404.10.10 :	0	648	0	7.697
8404901900 Part oth than boiler bodies or shellsof goods of subheading 8404.10.10 :	924	65.957	69.565	889.561
8404902900 Part oth than boiler bodies or shellsof goods of subheading 8404.10.20 :	0	33	0	2.811
8404909000 Other parts of auxiliary machineryfor use with boilers	1.897.845	5.500.514	9.398.227	32.058.053
8405100000 Producer gas/water gas generators,withor without purifiers; acetylene gas	192.873	496.303	10.267.927	13.926.631
8405900000 Parts of producer gasor water generators	3.361	133.561	155.344	1.360.976
8406100000 Turbines for marine propulsion	3.199	163.112	27.126	1.460.718
8406810000 Turbines oth than marine propulsionof an output exceeding 40 MW	2.167.188	7.994.106	12.947.428	47.305.095
8406820000 Turbines oth than marine propulsionOf an output not exceeding 40 MW	1.030.258	1.348.646	7.794.260	11.185.980
8406900000 Parts of steam turbines and parts	703.197	4.497.122	9.158.102	40.622.722
8407100000 Spark-ignition rcprctg piston enginesfor aircraft	1.094	9.007	849.595	4.186.368
8407210000 Outboard motors, marine propulsion engines	59.680	181.393	1.569.514	4.869.692
8407291000 Spark-ignition rcprctg piston engn foroth marine prop egn, output <= 22.38kw	25.557	115.001	329.206	518.251
8407299000 Spark-ignition rcprctg piston engn foroth marine prop egn, output >750kw	30.648	51.483	759.945	1.399.261
8407310000 Reciprocating piston engine of vichileof chapter 87 ,capacity <=50 cc	0	14.582	0	3.815
8407320000 Reciprocating piston engine of vichileof chapter 87 ,50cc< capacity <=250 cc	273.045	846.916	1.567.670	7.078.587
8407330000 Reciprocating piston engine of vichileof chapter 87 ,250cc< capacity <=1000 cc	27	114	4.398	11.275
8407341000 Piston egine for pedestrian controlledtractors, cylinder capacity <= 1,100 cc	5.290	15.870	104.597	328.412

**I.3. IMPOR MENURUT KOMODITI / IMPORT BY HS COMMODITY**  
**\*\*\* MARET / MARCH 2009 \*\*\***

H S Uraian Komoditi Commodity Description	Berat Bersih / Net Weight (Kg)		Nilai / Value C.I.F (US\$)	
	Bulan ini Current Month	Kumulatif Cum.Jan. to date	Bulan ini Current Month	Kumulatif Cum.Jan. to date
8407343000 Spark ignition rcprctg piston engn of acyl.capa exc.1000 cc for vhc.of hd 87.11	3.239	11.997	74.019	271.025
8407349000 Piston engn of a capacity exc. 1000 ccoth.for tractors,vhc.of hd 87.11, 87,01	209.925	951.520	3.155.421	9.039.548
8407901000 Oth spark-ignition recipro pist engineof a power not exeeding 18.65 kw	65.974	342.269	225.552	1.519.084
8407902000 Oth spark-ignition recipro pist enginepower > 18.65 kw and <= 22.38	234	234	13.623	13.623
8407909000 Oth spark-ignition recipro pist engineof a power > 22.38kw (30hp)	106.905	108.038	237.164	238.787
8408104000 Comprss-igntn piston eng.for marinepropulsion of a power not exceed 750 kw	503.018	1.031.054	1.270.548	2.640.640
8408109000 Comprss-igntn piston eng.for marinepropulsion of a power exceeding 750 kw	462.452	895.550	14.945.966	23.912.864
8408201100 Comprss-igntn piston engines for vhcls8701.10, output <= 60 kw	2.570	14.889	1.034	121.028
8408201200 Comprss-igntn piston eng oth for vhcls8701.10, output <= 60kw,fully ass	12.498	215.759	337.399	609.856
8408201900 Comprss-igntn piston engines for vhclsoth 87,not fully assemble,output < 60kw	10.439	422.089	51.766	5.552.177
8408209100 Comprss-igntn piston engines for vhcls8701.10, oth output not exceed 60 kw	0	116	0	2.295
8408209200 Comprss-igntn piston eng oth for vhcls8701.10,oth.output <= 60kw,full ass	510.426	1.277.867	7.649.809	18.398.032
8408209900 Comprss-igntn pist engines oth for vhcl8701.10,oth.output <= 60kw,not fully ass	244.399	286.609	139.913	859.201
8408901010 Comprss-igntn piston engn for earth movemach. of an output not exc. 18,65 kw	2.685	9.437	29.683	283.764
8408901020 Comprss-igntn piston engn,railway loc/tramway vhc.of output not exc.18,65 kw	0	106	0	943
8408901090 Compr-ign piston engn oth for earth movemach,railway loc.output not exc.18,65k	540.412	840.451	667.394	2.230.864
8408905010 Comprss-igntn piston engn for earth movemach. of an output exc. 100 kw	7.641	95.247	88.052	1.705.734
8408905090 Compr-ign piston engn oth.for earth movemach,railway loc. an output exc. 100 k	109.961	474.974	1.468.988	4.521.708
8408909100 Compr-ign piston eng for earth move machoth.an output>100kw, and <=18,65 k	64.850	118.581	377.639	514.426
8408909900 Comp.ign.piston eng.oth,earth move machrail loc. oth output exc.100kw,not18,6	408.602	698.738	1.584.802	3.040.562
8409100000 Parts suitable for aircraft engines	282	2.189	280.982	324.055
8409911100 Carburetors & parts thereof for earthmoving machinery, spark-ignition	17.435	63.736	496.554	1.681.958
8409911200 Cylinder blocksfor earth mov machinery,spark-ignition	880	3.556	26.274	64.055
8409911300 Cylinder linersfor earth mov machinery,spark-ignition	9.908	33.598	42.109	167.634
8409911400 Heads and head coverfor earth machinery,spark-ignition	8.479	19.960	95.658	229.253
8409911500 Pistons for earth mov machinery,spark-ignition	5.779	18.312	136.249	232.090
8409911600 Piston rings,gudgeon pinsfor earth movemachinery, spark-ignition	9.385	25.312	250.702	948.571
8409911900 Oth parts suitable for earthmoving machinery, spark-ignition	2.484	47.822	42.397	756.685
8409912100 Carburetors&part thereof for vhcles of87.01, power =< 22.38 kw, spark-ignition	737	12.371	16.988	181.348
8409912200 Cylnder blocks for vehicle of head 87.01power =< 22.38 kw, spark-ign	874	2.406	23.732	75.105
8409912300 Cylnder liners for vehicle of head 87.01power =< 22.38 kw, spark-ign	560	1.002	556	1.157
8409912400 Heads and head cover for vhcls of 87.01power =< 22.38 kw, spark-ign	1.219	2.953	1.148	11.325
8409912500 Pistons for vehicles of 87.01,power =< 22.38 kw, spark-ign	3.921	20.268	90.200	321.457
8409912600 Piston rings & gudgeon pins for vhcls of87.01,power =< 22.38 kw, spark-ign	243	607	4.834	5.686
8409912900 Oths parts suitable for vehicles 8701,power =< 22.38 kw, spark-ignition	3.081	23.913	55.838	222.042
8409914100 Carburetors and parts thereof for vehicles 87.11, spark-ignition	224.090	783.490	7.456.480	22.812.285
8409914200 Cylinder blocks, crank casesfor vhcls 87.11,spark-ignitio	113.978	642.554	1.043.029	5.695.016
8409914300 Cylinder linersfor vehicles 87.11,spark-ignition	0	818	0	11.228
8409914400 Heads and head coverfor vehicles 87.11,spark-ignition	211.944	818.704	5.628.024	20.925.277
8409914500 Pistons for vehicles 87.11,spark-ignitio	33.352	72.959	242.335	606.618
8409914600 Piston rings and gudgeon pins forfor vehicles 87.11,spark-ignition	11.450	44.585	367.661	1.043.054
8409914900 Oth parts suitable for vehiclesheading 87.11, spark-ignition	135.554	472.129	3.599.468	10.817.141
8409915100 Caburetors and parts thereof for othvehicles of chapter 87, spark-ignition	342.901	467.321	632.025	1.866.093
8409915200 Cylinder blocks, crank cases for othvehicles of chapter 87, spark-ignition	2.998.451	3.954.990	4.734.138	12.819.384
8409915300 Cylinder liners for othvehicles of chapter 87, spark-ignition	8.233	100.091	65.214	257.928
8409915400 Heads and head cover for othvehicles of chapter 87, spark-ignition	52.351	159.747	484.803	1.571.777
8409915500 Pistons for oth vehicles of chapter 87,spark-ignition	34.642	124.469	704.836	1.837.579
8409915600 Piston rings and gudgeon pins for othvehicles of chapter 87, spark-ignition	359.978	538.576	942.968	2.302.209
8409915900 Oth parts suitable for vehicles foroth vehicles 87, spark-ignition	699.628	1.301.842	3.985.582	12.727.504
8409916100 Cyl.block,crank case,marine propul eng.power<= 22.38kw for vssl of 89 spark-igr	756	2.855	5.730	10.752
8409916200 Piston for marine propuls eng, power<=22.38 kw for vssls of 89, spark-ign	0	77	0	725
8409916300 Oth.for vssls chapt.89,marine propl engof a power <= 22.38 kw, spark-ignition	4.409	21.587	17.305	56.364
8409916400 Cyl.block,crank cases,marine propls engpower>22.38kw for chapter 89,spark-igr	14.315	16.126	52.942	60.558
8409916500 Pistons for marine propuls eng.of power>22.38 kw for vssls of 89,spark-ign	657	1.927	23.358	46.745
8409916600 Oth.for chapt.89 for marine propuls eng.of a power>22.38 kw, spark-ignition	3.792	10.219	13.895	124.724
8409917100 Carburetors & parts thereof for othenines, spark-ignition	1.097	56.821	3.926	461.611
8409917200 Cylinder block for oth eng,spark-ign	4.418	12.287	63.208	202.110
8409917300 Cylinder liner for oth eng,spark-ign	9.795	27.598	58.084	126.773
8409917400 Heads and head cover for oth engines,spark-ignition	8.284	44.938	29.245	114.305
8409917500 Pistons for oth engines,spark-ignition	15.439	40.428	343.133	1.400.900
8409917600 Piston rings and gudgeon pins for othenines, spark-ignition	1.329	4.181	47.624	137.467
8409917900 Oth parts for oth engines,spark-ignition	269.550	749.194	2.596.819	6.692.921
8409991100 Carburetors & parts thereof for earthmoving machinery, comp-ignition	1.765	4.530	38.516	175.193
8409991200 Cylinder blocks for earth moving mach,comp-ignition	8.172	25.595	125.392	240.056
8409991300 Cylinder liners for earth moving mach,comp-ignition	33.082	34.187	55.335	60.246
8409991400 Heads and head cover for earth movingmachinery, comp-ignition	26.057	49.771	163.957	446.123
8409991500 Pistons for earth moving machinery,comp-ignition	5.474	30.065	132.245	356.735
8409991600 Piston ring & gudgeon pin for earth movemachinery, comp-ignition	11.773	20.982	69.806	157.573
8409991900 Oth parts suitable for earthmoving machinery, comp-ignition	52.697	137.741	574.352	1.507.045
8409992100 Carburetors&part thereof for vehiclesof 87.01 comp-ignition	9.869	9.869	6.705	6.705
8409992200 Cylndr blocks for vehicles of 87.01comp-ignition	40.315	40.346	33.678	36.603
8409992300 Cylndr liners for vehicles of 87.01comp-ignition	8.478	13.512	17.669	38.309
8409992400 Heads and head cover for vhcls of 87.01comp-ignition	7.055	8.018	50.890	64.458

**I.3. IMPOR MENURUT KOMODITI / IMPORT BY HS COMMODITY**  
**\*\*\* MARET / MARCH 2009 \*\*\***

H S Uraian Komoditi Commodity Description	Berat Bersih / Net Weight (Kg)		Nilai / Value C.I.F (US\$)	
	Bulan ini Current Month	Kumulatif Cum.Jan. to date	Bulan ini Current Month	Kumulatif Cum.Jan. to date
8409992500 Pistons for vehicles of 87.01,comp-ignition	1.878	8.730	3.531	31.620
8409992600 Piston ring&gudgeon pin for vhcls of87.01 comp-ignition	3.410	3.702	10.355	14.684
8409992900 Oths parts suitable for vhcls 87.01,comp-ignition	39.852	42.026	60.491	77.504
8409994100 Caburettors and parts thereof for othvehicles of chapter 87, comp-ignition	25.975	157.599	330.559	1.757.703
8409994200 Cylinder blocks for oth vhcls of chapt87, comp-ignition	166.972	368.027	906.237	3.092.475
8409994300 Cylinder liners for oth vehicles ofchapter 87,comp-ignition	27.097	80.893	127.193	409.806
8409994400 Heads and head cover for vehicles ofchapter 87,comp-ignition	36.608	120.973	473.215	1.553.538
8409994500 Pistons for oth vehicles ofchapter 87,comp-ignition	44.956	102.768	162.229	489.643
8409994600 Pistons ring & gudgeon pins for vhcls ofchapter 87, comp-ignition	38.259	79.470	179.268	466.202
8409994900 Oth parts suitable for vehicles foroth vehicles 87, comp-ignition	329.043	880.580	2.733.952	8.906.779
8409995100 Cyl.block,crank case,marine propuls.eng.power<= 22.38kw for vssl of 89,comp-ig	232	272	738	1.041
8409995200 Piston for marine propul eng of power<=22.38 kw for vssls of 89,comp-ignition	68	991	245	2.765
8409995300 Oth.for vssls chapt.89,marine propul engof a power<= 22.38 kw, comp-ignition	4.400	12.490	11.513	30.469
8409995400 Cyl.block,crank cases,marine propuls engof power>22.38kw for vssl 89, comp-ig	460	708	2.391	3.133
8409995500 Pistons for marine propuls eng.of power> 22.38 kw for vssls of 89,comp-ign	1.611	2.394	7.729	10.372
8409995600 Oth.for vssls,chap89,marine propuls engof a power>22.38 kw, comp-ignition	2.701	12.242	53.879	208.322
8409996100 Carburettors & parts thereof for othengines, comp-ignition	865	7.920	5.206	17.565
8409996200 Cylinder blocks for oth engines,comp-ignition	9.230	38.224	156.505	898.419
8409996300 Cylinder liners for oth engines,comp-ignition	9.495	70.125	142.926	705.656
8409996400 Heads and head cover for oth engines,comp-ignition	31.933	59.024	807.515	1.345.082
8409996500 Pistons for oth engines, comp-ignition	12.945	58.599	177.433	986.365
8409996600 Piston rings and gudgeon pins for othengines, comp-ignition	2.972	16.403	83.682	173.734
8409996900 Oth parts for oth engines,comp-ignition	290.220	988.784	3.881.418	12.007.882
8410110000 Hydraulic turbine&water wheels of power<= 1,000 kw	92.856	141.370	349.390	669.915
8410120000 Hydraulic turbines and water wheels of apower>1,000 kw but not exceed 10,000	1.655	1.753	90.494	105.196
8410130000 Hydraulic turbines and water wheels ofa power exceeding 10,000 kw	0	39.018	0	2.481.225
8410900000 Parts hydraulic turbines, water wheels,including regulators	29.349	764.866	212.318	4.486.923
8411110000 Turbo-jets of a thrust not exceed 25 kn	84	9.703	1.060	6.916.311
8411120000 Turbo-jets of a thrust exceeding 25 kn	1.900	36.744	139.411	15.811.224
8411210000 Turbo-propellers of a power not exceed1,100 kw	0	8.030	0	7.856.249
8411220000 Turbo-propellers of a power exceeding1,100 kw	1	16.867	84	3.506.438
8411810000 Oth gas turbines of a power not exceed5,000 kw	4.754	92.184	198.597	1.782.262
8411820000 Oth gas turbines of a power exceeding5,000 kw	215.026	507.831	26.050.141	48.211.093
8411910000 Parts of turbo-jets/turbo-propellers	36	6.119	23.116	3.355.300
8411990000 Oth parts of gas turbines	305.504	1.458.972	53.527.852	131.204.094
8412100000 Reaction engines oth than turbo-jets	26.097	28.004	515.225	544.804
8412210000 Hydraulic power engines and motorswith linear acting (cylinders)	38.342	202.709	516.878	2.423.053
8412290000 Oth hydraulic powerengines and motors	174.669	790.639	2.300.811	9.618.716
8412310000 Linear act (cylinders), for pneumaticpower engines and motors	5.837	13.103	170.443	453.348
8412390000 Oth linear acting (cylinders) forpneumatic power engines and motors	2.825	17.390	72.221	378.607
8412800000 Oth engines and motors	70.656	235.838	1.110.675	4.915.615
8412901000 Parts of reaction engines of subhead8412.10.00	0	10.743	0	61.963
8412909000 Oth parts of power engines & motors	76.678	211.729	1.440.543	3.112.398
8413110000 Pump fitted/design to a measu device fordispnsng fuel/lubric,used in fill stat	49.992	113.980	556.278	1.622.989
8413191000 Pumps fitted/designed to a measuringdevice electrically operated	151.182	326.451	2.272.474	4.377.113
8413192000 Pumps fitted/designed to a measuringdevice and not electrically operated	10.769	14.038	29.722	108.956
8413201000 Water pump for hand pump,oth than thoseof subheading 8413.11or 8413.19	8.901	33.281	44.255	211.837
8413209000 Oth hand pumps, oth than thoseof subheading 8413.11or 8413.19	151.200	287.972	534.497	920.924
8413301100 Fuel,lubric.,cool medium pump,earth movemach/motor vhcle, reciproc/rotary typ	188.995	367.354	1.760.599	4.607.171
8413301900 Fuel,lubric.,cool medium pump,earth movemach/motor vhcl,not reciproc/rotary typ	786.355	1.733.769	6.044.320	19.638.396
8413309100 Oth fuel,lubric,cool medium pumps,intercombust piston eng reciproc/rotary type	3.047	31.864	24.015	692.826
8413309900 Oth fuel,lubric,cool medium pumps,intercombust piston eng oth reciproc/rotary typ	55.247	184.653	759.047	3.004.320
8413401000 Concrete pumps, electrically operated	44	10.097	2.523	75.681
8413402000 Concrete pumps, not electric operated	0	21.590	0	106.935
8413501000 Oth reciprocating positivedisplacement pumps, electric operated	30.007	62.944	298.631	1.030.437
8413502000 Oth reciprocating positivedisplacement pumps,not electric operated	142.467	216.173	3.700.373	4.309.457
8413601000 Oth rotary positive displacement pumps, electrically operated	550.594	632.038	1.994.544	2.531.083
8413602000 Oth rotary positive displacement pumps, not electrically operated	4.766	10.358	226.284	491.909
8413701000 Single stage,water pump for belt driveror direct coupling	180.127	532.009	429.913	2.195.018
8413702200 Impulse-turbo water pumps of < 100 w&electrically operated for household use	9.250	19.203	52.495	104.823
8413702900 Impulse-turbo water pumps of a capacity>100w electric operated for household u	273.112	1.706.743	3.995.029	13.185.824
8413703000 Oth centrifugal pumps not electricallyoperated	94.101	182.451	167.867	336.880
8413811000 Oth pumps, electrically operated	427.591	1.593.567	2.680.994	10.162.267
8413812000 Oth pumps, not electrically operated	262.181	1.194.774	1.115.546	12.506.198
8413821000 Liquid elevators, electrically operated	287.019	849.777	2.469.957	5.826.134
8413822000 Liquid elevators,not electric operated	182.273	214.636	2.072.414	3.274.317
8413911000 Parts of pumps of subheading 8413.20.10	10.254	22.437	111.941	481.964
8413912000 Parts of pumps of subheading 8413.20.90	55	1.686	1.758	10.605
8413913000 Parts of pumps of subheading 8413.70.10	2.072	132.070	92.205	2.688.381
8413914000 Parts of pumps of oth centrifugal pumps	87.318	276.969	686.439	3.197.579
8413915000 Parts of oth pumps,electric operated	827.916	2.619.690	5.553.685	13.774.300
8413919000 Parts of oth pumps,not electric operated	238.027	461.734	1.471.425	5.427.323
8413921000 Part of liquid elevator,electric operate	147.548	608.885	227.856	862.597

**I.3. IMPOR MENURUT KOMODITI / IMPORT BY HS COMMODITY**  
**\*\*\* MARET / MARCH 2009 \*\*\***

H S Uraian Komoditi Commodity Description	Berat Bersih / Net Weight (Kg)		Nilai / Value C.I.F (US\$)	
	Bulan ini	Kumulatif	Bulan ini	Kumulatif
	Current Month	Cum. Jan. to date	Current Month	Cum. Jan. to date
8413922000 Part of liquid elevators, nonelectrically operated	133.508	135.205	234.788	251.577
8414101000 Electrically operated, vacuum pumps	65.197	384.433	1.122.723	4.480.009
8414102000 Not electrically operated, vacuum pumps	5.897	13.096	45.405	165.744
8414201000 Bicycle pump,hand/foot operated air pump	22.931	80.710	12.825	80.694
8414209000 Oth than bicycle pump,hand/foot operatedair pumps	117.302	169.005	107.946	238.074
8414301000 Compressor, capacity>21kw/hourhaving displace/revolution >220cc	285.160	1.369.451	1.052.148	4.029.882
8414309000 Compress,oth.capacity>21kw/hour,have displace/revolution > 220cc	1.287.777	3.917.376	5.103.909	16.516.481
8414400000 Air compressors mounted on a wheeledchasis for towing	276.114	759.499	1.269.119	4.433.196
8414511000 Table fans & box fan with a self contelectric motor of an output <= 125 w	0	874	0	25.388
8414519000 Oth than table fan box fan wth self contelectric motor of an output <= 125 w	6.486	138.125	102.461	606.241
8414591000 Oth fans of a capacity <= 125 kw	19.683	176.830	201.512	1.788.191
8414599000 Oth fans oth of a capacity <= 125 kw	226.351	305.376	1.819.829	2.359.328
8414601000 Hoods having a max horizontal side notexceeding 120 cm, fitted with a filter	7.059	16.268	33.645	85.939
8414609000 Hoods having a max horizontal side notexceed 120 cm,not fitted with a filter	31.981	718.194	171.785	1.677.257
8414801100 Hoods having a maximum horizontal sideexceeding 120 cm, fitted with filter	770	338.338	13.558	331.858
8414801200 Hoods having a maximum horizontal side>120cm,not fit with filter for ind use	25.610	33.043	106.909	177.898
8414801900 Hoods have a max horizontal side>120cmnot fit with filt oth than for ind use	106	7.639	504	36.841
8414803000 Free piston generators for gas turbines	4.183	14.174	105.593	426.358
8414804100 Gas compr modul for use in oil drill oththan those of subhd 841430 and 8414.40	323.760	624.203	19.142.177	31.385.628
8414804200 Oth than gas compres,capacity>21kw/hourdisplace/revolution > 220cc	192.735	345.465	2.104.642	4.670.804
8414804900 Oth than gas compres,oth capa>21kw/hourhave a displace/revolution > 220 cc	169.387	431.563	2.463.416	7.195.353
8414805100 Electrically operated, air pumps	5.388	36.427	57.040	428.187
8414805900 Not electrically operated, air pumps	50.150	65.940	616.259	1.405.889
8414809110 Electrically operated,blowers & the like	130.516	304.199	1.217.542	2.674.047
8414809190 Electrically operated, oth thanblowers & the like	198.150	377.950	2.523.766	4.228.969
8414809900 Oth air pumps, not electrically operated	7.325	22.018	153.238	200.748
8414901100 Parts of pumps/compressors,of electricoperated equipment	81.329	431.387	902.602	3.725.076
8414901200 Parts of electric operated equipment ofsub headings 8414.60/8414.80	98.058	250.949	1.890.545	4.534.936
8414901900 Oth parts of electrically operatedequipment	301.321	941.741	1.179.734	3.053.637
8414909100 Parts of non electric operated equip ofsubheading 8414.10, 8414.20/8414.40	21.248	33.495	73.204	282.057
8414909900 Oth parts of non electrically operatedequipment	115.496	446.337	846.148	3.249.655
8415100000 Air conditioning mach,windows/wall typesself-contained/'split system'	2.401.115	5.732.770	13.360.421	36.454.588
8415811100 Inc.refri,versible heat pump,used inaircraft of an output <= 21.10 kw	2.686	41.549	2.522	86.404
8415811200 Inc.refri,reverse heat pump,used in aircraft ouput>21.10kw,air flow>67.96m3/min	43	43	6.523	6.523
8415811900 Inc.refri,reverse heat pump,used in aircraft oth.of output >21,10kw/not	10.579	20.925	139.713	190.119
8415819100 Refri.revrise heat pump,oth.used aircrafrail,road,output>21.10kw,airfl>67.96m3/m	12.001	22.859	173.088	312.776
8415819900 Refri.revrise heat pump,oth.used aircrafrail,road,output<21.10kw,airfl>67.96m3/m	4.711	23.382	16.491	168.809
8415821100 Oth,incorp a refrigerat unit of usedaircraft,output>21.10kw,airfl>67.96m3/m	0	8	0	73
8415821900 Oth,incorporat.a refri unit of used aircraft oth,output>21.10kw,airfl>67,96m3/m	1.910	10.634	8.848	52.105
8415822000 Oth,incorporating.a refrigerating unitof a kind used in railway rolling stock	0	9	0	139
8415823000 Oth,incorporat.a refri unit of a kinduse in road vhcle oth.those subhd8415.20	0	32	0	1.005
8415829000 Oth,incorporat.refri unit oth.of a kindused in aircraft,railway,road vehicles	108.393	346.830	700.787	2.324.591
8415831900 Not inc. a refri unit,used in aircraftoth of output>21.10kw,airflow>67.96m3/m	5.904	5.904	17.190	17.190
8415833000 Not incorporat.a refri unit of a kindused in road vhcl oth.those subhd8415.20	0	23	0	1.229
8415839000 Not incorp a refri unit oth.of a kindused in aircraft,railway,road vehicles	222.632	465.472	1.140.026	2.700.039
8415901200 Chassis/cabinet,welded&painted,parts ofmachines of an output <= 21.10 kw	47.567	130.698	63.677	176.030
8415901900 Oth chassis/cabinet,welded&painted,partof machines of an output<= 21.10 kw	162.314	479.767	1.058.239	2.590.053
8415902200 Oth chassis/cabnt,welded&paint,part ofmach.of output>21.10 kw,airflow>67.96m3	24.630	53.603	64.451	188.598
8415902300 Chass/cabinet,welded&paint,part of machof output>21.10 kw,oth airflow>67.96m3	0	1	0	24
8415902900 Oth.chass/cab,welded&paint,part of machof output>21.10kw,oth airflow>67.96m3	9.652	33.951	67.921	186.292
8415903190 Cab,weld/paint,part of mach output 26.38-52.75kw,airflow>67.96,oth use air/rail	2.884	3.125	65.622	76.904
8415903200 Oth cabinet,weld/paint,part of mach ofoutput 26.38-52.75kw,air flow>67.96	2.429	3.456	32.016	50.071
8415903900 Oth cab,weld/paint,part mach of output26.38-52.75kw,airflow>67.96,use air/rail	90	415	9.610	11.071
8415904110 Chas/cab,weld/paint,part mach a output>52.75kw,air flow>67.96,use air/railway	0	73	0	120
8415904190 Chas/cab,weld/paint,part mach a output>52.75kw,airflow>67.96,oth use air/railw	39	107	994	2.768
8415904200 Oth chas/cab,weld/paint,part of mach ofoutput > 52.75kw,air flow>67.96	66.562	159.046	1.100.299	2.686.014
8415904390 Chas/cab,weld/paint,part mach a output>52,75kw,oth airflow>67,96,use air/rail	0	151.819	0	584.639
8415904900 Chas/cab,weld/paint,part mach output>52,75kw,oth airflow>67.96,oth use air/rail	69.109	169.563	363.175	1.334.113
8416100000 Furnace burners for liquid fuel	3.961	19.648	122.214	880.941
8416200000 Oth furnace burner,includ combinationburners	141.743	254.105	817.572	2.097.446
8416300000 Mechanical stokers,including their mechgrate,mech ash discharg&similar app	118.488	379.288	681.386	2.288.529
8416900000 Parts of furnaces burners for liquid/solid/gas fuel, mechanical stokers	32.556	175.709	378.911	3.009.057
8417100000 Furnaces & ovens for the roast,melt/othheat treat,of ore,pyrite metal non-elect	35.714	597.518	332.534	1.797.751
8417200000 Bakery ovens,including biscuit oven,nonelectric	49.616	177.541	187.594	595.263
8417800010 Incinerators, non-electric	1	20.696	1	223.752
8417800090 Oth than incinerators, non-electric	179.183	524.401	1.171.420	2.814.929
8417900000 Part furnaces & ovens for the roasting,melting non-electric	86.946	318.250	1.890.787	4.763.806
8418101010 Household type, comb refrigrtr-freezecapacity < 230 l	201.838	375.418	797.184	1.567.987
8418101090 Household type, comb refrigrtr-freezecapacity > 230 l	201.319	536.347	882.444	2.477.167
8418109000 Comb refrigrtr-freeze fitted with septextrnl doors, oth than household type	127.485	349.031	380.937	1.109.540
8418210010 Refrigerator,household typ with comprestype of capacity not exceeding 230 l	25.238	227.458	71.326	775.380
8418210090 Refrigerator,household typ with comprestype of capacity > 230 l	36.292	163.111	189.734	846.362
8418290010 Refrigerator,household type oth thancompress type of capacity<=230 l	14.339	14.638	81.998	83.269

**I.3. IMPOR MENURUT KOMODITI / IMPORT BY HS COMMODITY**  
**\*\*\* MARET / MARCH 2009 \*\*\***

H S Uraian Komoditi Commodity Description	Berat Bersih / Net Weight (Kg)		Nilai / Value C.I.F (US\$)	
	Bulan ini Current Month	Kumulatif Cum.Jan. to date	Bulan ini Current Month	Kumulatif Cum.Jan. to date
8418290090 Refrigerator,household type oth thancompres type of capacity > 230 l	3.042	5.494	6.610	15.158
8418300000 Freezer of the chest type, not exceed800 i capacity	144.338	385.846	531.162	1.144.303
8418400000 Freezer of the upright type, not exceed900 i capacity	0	4.278	0	3.625
8418501000 Refrigerating chambers, capacity > 200 l	49.823	83.338	134.001	412.973
8418509000 Refrigerating chambers not exceeding 200capacity	249.072	602.624	935.563	3.522.492
8418610000 Heat pump oth than ACmachinesof heading 84.15	0	37.003	0	353.090
8418691000 Beverage coolers	14.410	93.585	66.327	277.205
8418692000 Water chillers with a refrigeratingcapacity of 100,000 i/more	26.508	252.405	187.285	1.992.690
8418693000 Drinking water coolers	2.497	5.483	18.537	87.830
8418695000 Scale ice-maker units	6.823	7.529	42.875	47.959
8418699000 Oth refrigrt/freez equip,oth than heatpump oth than air condition mach hd84.15	112.901	432.488	1.804.330	4.483.204
8418911000 Part for good,sub 8418.(10,21,29,30,40),furniture to refri/freez	46.965	86.232	166.445	298.343
8418919000 Oth parts furniture designed to receivefrigerat/freezing equipment	103.531	390.981	340.182	1.199.674
8418991000 Evaporators and condensers	39.864	273.075	245.807	1.428.330
8418992000 Cabinets and doors, welded/painted	145.946	364.396	252.109	627.821
8418994000 Aluminium rollbonds for sub 8418.10.10,8418.21, 8418.22 and 8418.29	6.919	43.444	39.063	150.395
8418999000 Oth part refrig & freezers equipmentelectric/oth	96.665	423.282	741.376	2.324.080
8419111000 Instant gas water heaters,for householdtype, non electric	32.552	53.602	116.229	224.925
8419119000 Instant gas water heaters for oth thanhousehold type, non electric	7.211	9.419	96.254	112.588
8419191000 Oth instant gas water heaters for household type,non electric	17.962	22.517	242.080	254.202
8419199000 Oth instant gas water heaters for othan household type,non electric	5.470	15.093	63.776	111.476
8419200000 Medical,surgical/laboratory sterilisers	20.901	185.244	837.628	2.466.197
8419311010 Evaporators,dryers for agri products,electrically operated	43.916	48.171	562.948	632.646
8419311090 Oth.than evaporators,dryers for agriproducts, electrically operated	59.584	210.359	583.210	1.052.350
8419312010 Evaporators,dryers for agri products,non electrically operated	555.856	561.604	3.717.894	3.747.018
8419312090 Oth.than evaporators, dryers for agriproducts,non electrically operated	34.269	66.103	47.856	105.117
8419321000 For wood, paper pulp, paper/paperboard,electrically operated	9.975	260.278	7.778	5.892.414
8419391100 Machinery by a proces involving heatingfor the printed of electrical operated	44	58.944	1.176	1.308.558
8419391900 Oth machinery by a process involvingheating for the printed of elect oper	69.562	499.936	1.816.885	6.883.223
8419392000 Machinery by a proces involving heatingfor the printed of not electric operat	14.670	15.240	82.586	97.763
8419401000 Distilling/rectifying plantelectrically operated	43.316	283.737	994.665	3.816.728
8419402000 Distilling/rectifying plantnot electrically operated	96	1.065.428	958	8.597.935
8419501000 Cooling towers	156.758	543.117	353.571	2.556.281
8419502000 Condensers for air conditionersfor motor vehicles	54.726	141.440	899.532	2.165.544
8419503000 Oth condensers for air conditioners	138.406	181.137	3.952.390	4.170.862
8419504000 Oth condensers electrically operated	216.666	513.752	1.186.413	3.672.910
8419509000 Oth condensers not electricallyoperated	390.381	581.696	3.713.184	19.507.980
8419601000 Machinery for liquefying air/oth gaseselectrically operated	432	33.918	13.917	439.838
8419811000 Oth.mach,plant & equip for making hotdrinks/for cook/heat food,elect operated	2.785	15.803	16.465	101.621
8419812000 Oth.mach,plant&equip for make hot drink/for cook/heat food,not elect operated	13.537	24.286	53.045	143.531
8419891100 Evaporators for air-conditioning machfor motor vehicles,electrical operated	48.189	146.867	694.097	2.034.126
8419891300 Machinery by a proces involving heatingelectr for the manuf of PCB/PWB's/PCA'	0	4.528	0	31.693
8419891900 Oth mach for making hot drinks/forcooking/heating food,electricall operate	485.798	820.229	7.871.339	10.897.705
8419892000 Oth mach for making hot drinks/forcooking/heating food,not electri operate	546	23.749	16.113	117.678
8419901200 Part mach for the treat.matrial by procinvolve heat,print circuit,wiring,elect	158	42.400	3.631	176.786
8419901900 Oth.part mach,the treat.matrial by procinvolve heat,print circuit,wiring,elect	133.592	869.132	855.800	3.861.984
8419902000 Part mach,plant/laboratory equipment,of non-electrically operated articles	63.542	175.187	1.053.623	1.827.892
8420101000 Apprts.for the app of dry film/liquidphoto resist,etc, calender/oth roll mach	8.664	29.692	64.560	576.517
8420102100 Roller-type ironing mach suitable fordomestic use	0	377	0	30.302
8420102900 Wringers suitable for domestic use	552	5.758	1.593	104.198
8420109000 Oth calendering/oth rolling machin	6.551	9.967	26.021	107.599
8420911000 Parts cylinders of apparatus for theappl of dry film,liquid photo resis,etc	1	1	1.000	1.000
8420912000 Parts cylinders for ironing machinesor wringers suitable for domestic use	0	37	0	1.363
8420919000 Oth parts cylinders for calenderingor oth rolling machines	30.630	98.751	165.508	350.805
8420991000 Oth parts of apparatus for the applicof dry film,liquid photo resist,etc	1.245	1.471	50.990	62.239
8420999000 Oth parts for calendering/othrolling machines	1.075	4.191	8.268	49.886
8421110000 Centrifuges,including centrifugaldryers for cream separators	812	1.357	28.757	52.223
8421120010 Clothes-dryers, of capacity notexceeding 30 i	2.300	3.372	534.481	538.951
8421120020 Clothes-dryers, of capacityexceeding 30 i	5.400	5.551	22.800	23.364
8421191000 Centrifuges,including centrifugaldryers for sugar manufacture	206.737	236.911	1.839.424	2.335.140
8421199000 Oth centrifuges,including centrifugaldryers	38.854	68.386	1.443.167	2.301.453
8421211100 Filtering machin & appar water electricfor domestic use of a cap <= 500 l/h	52.831	113.412	198.379	600.559
8421211900 Oth filter machin& appar water electricof a capacity <= 500 l/h	37.687	531.785	507.549	2.977.644
8421212100 Filtering machin & apparat water electricfor domestic use of a capacity > 500 l/h	33.928	58.877	111.912	244.048
8421212900 Oth filter machin& appar water electricof a capacity > 500 l/h	180.676	626.268	829.228	4.312.215
8421221000 For filter/purify beverages oth thanwater of a capacity <= 500 l/hr	4.918	5.544	55.876	64.365
8421222000 For filter/purify beverages oth thanwater of a capacity >500 l/hr	6.033	30.251	389.063	802.479
8421231100 Oil filters for earth moving machineryinternal cobustion engines	85.902	234.093	1.077.413	2.906.693
8421231900 Oth oil filters for earth movingmachinery internal cobustion engines	29.614	64.972	325.399	824.618
8421232100 Oil filters for motor vehiclesof chapter 87	69.105	178.824	743.951	1.857.618
8421232900 Oth oil filters for motor vehiclesof chapter 87	34.252	107.218	316.589	1.067.998
8421239100 Oil filters for oth earth movingmachin and motor vehicles of chapter 87	16.714	90.355	237.915	1.247.868
8421239900 Oth oil filters for oth earth movingmachin & motor vehicles of chapter 87	26.937	78.650	394.042	1.134.106

**I.3. IMPOR MENURUT KOMODITI / IMPORT BY HS COMMODITY**  
**\*\*\* MARET / MARCH 2009 \*\*\***

H S Uraian Komoditi Commodity Description	Berat Bersih / Net Weight (Kg)		Nilai / Value C.I.F (US\$)	
	Bulan ini Current Month	Kumulatif Cum. Jan. to date	Bulan ini Current Month	Kumulatif Cum. Jan. to date
8421291000 Filtering/purifying machin & appar for medical/laboratory use	600	13.737	40.290	271.023
8421292000 Filter/purify mach&apparatus for liquid of a kind used for sugar manufacture	17.515	17.516	216.098	216.110
8421293000 Filter/purify mach&apparatus for liquid of a kind used in oil drill operations	20.543	58.474	831.277	1.420.661
8421294000 Filter/purify mach&apparatus for liquid, petrol filters	8.097	23.634	100.095	205.327
8421295000 Filter/purify mach&apparatus for liquid oil filter oth than those subhd 8421.23	8.750	43.086	115.543	456.218
8421299000 Oth filtering machinery & apparatus for liquids not electrically operated	330.874	706.930	2.104.597	9.400.183
8421311000 Intake air filters for inter combustion engines for earth moving machinery	21.314	56.078	233.567	599.271
8421312000 Intake air filters for inter combustion engines for motor vehicles of chap 87	31.052	103.004	355.023	1.085.948
8421319000 Oth intake air filters for internal combustion engines	68.233	213.606	660.780	2.138.827
8421391000 Laminar flow units oth than intake airfilter for internal combustion engines	19.840	34.363	274.484	1.760.368
8421399000 Oth laminar flow units oth intake airfilter for internal combustion engines	214.148	2.073.601	2.345.727	17.282.898
8421911000 Parts of goods of subheading 8421.12, of centrifuges, includ centrifugal dryers	22	79	591	1.986
8421912000 Parts of goods of subheading 8421.19.10 of centrifuges, includ centrifugal dryers	7.813	11.510	66.287	276.079
8421919000 Parts of subhd 8421.11.00/8421.19.90 of centrifuges, includ centrifugal dryers	3.607	32.275	199.478	677.684
8421992000 Parts filter cartridges of filter, subhd 8421.23	19.505	59.983	364.227	976.199
8421993000 Parts of goods of subheading 8421.31	33.346	110.025	411.722	1.248.310
8421999100 Oth parts of goods of subheading 8421.29.20	2.132	2.489	26.937	30.826
8421999200 Oth parts of goods of subheading 8421.21.11/8421.21.21	62.608	170.226	374.871	831.586
8421999300 Oth part of subhd 8421.31, 8421.23.11, 8421.23.19, 8421.23.91/8421.23.99	24.600	44.832	415.655	745.115
8421999900 Oth parts of centrifugal, including centrifugal dryers	122.414	796.566	1.853.792	7.010.678
8422111000 Dish washing machin of the household type, electrically operated	1.370	4.404	13.526	25.426
8422112000 Dish washing machin of the household type not electrically operated	515	515	2.596	2.596
8422190000 Dish washing machines of the oth household type	2.159	16.173	56.314	293.447
8422200000 Machinery for cleaning/drying bottles & containers	5.193	38.045	59.119	452.086
8422300000 Machinery for filling, closing, sealing, or labelling bottles, cans, boxes, etc	82.751	290.829	2.467.262	8.909.197
8422400000 Oth packing/wrapping machinery (including heat-shrink wrapping mach)	151.941	572.057	6.176.784	31.453.979
8422901000 Parts of goods of subheading 8422.11	1	588	4	5.785
8422909000 Part goods of subhd 8422 of oth than subheading 8422.11	22.122	73.622	1.239.860	4.776.810
8423101000 Personal weighing machin, including baby & household scales, electrically operated	7.290	13.953	28.143	49.067
8423102000 Personal weighing machin, including baby & household scales, not electric operated	52.549	94.463	80.911	160.546
8423201000 Scales for continuous weighing of goods on conveyors, electrically operated	828	163.869	35.502	1.241.860
8423202000 Scales for continuous weighing of goods on conveyors, not electrically operated	14.783	25.635	17.313	33.395
8423301000 Constant weight scales, predetermined weight scales & hopper scales, electric operated	314	21.295	14.630	219.228
8423302000 Constant weight scales, predetermined weight scales & hopper scales, not electric operated	3.728	23.224	4.611	28.032
8423811000 Oth weighing machinery, max capacity <= 30 kg, electrically operated	3.631	17.806	17.945	107.558
8423812000 Oth weighing machinery, max capacity <= 30 kg, not electrically operated	30.944	40.345	104.351	149.387
8423821100 Oth weigh mach, having a maximum weighing capacity <= 1 000 kg, electric operated	6.647	10.470	173.922	226.906
8423821900 Oth weigh mach, oth having a max weighing capacity <= 1 000 kg, electric operated	2.115	3.955	4.915	12.100
8423822100 Oth weigh mach, having a maximum weighing capacity <= 1 000 kg, not electric	1.933	2.556	7.665	9.109
8423822900 Oth weigh mach, oth having a max weighing capacity <= 1 000 kg, not electric	8.047	8.870	13.605	24.855
8423891000 Oth weigh mach, oth capacity exceed 30 kg or not but not exceeding 5 000 kg, elec	9.881	79.439	77.180	394.959
8423892000 Oth weighing mach, oth capacity > 30 kg and <= 5,000 kg, not elect	3.167	8.100	23.108	40.300
8423901000 Weighing machine weights	4.985	8.540	86.506	182.139
8423902100 Weighing machin weights, not electrical operated	19.541	79.772	951.495	2.970.764
8423902900 Parts of weighing machinery, electrically operated	821	3.547	14.455	79.364
8424109000 Fire extinguishers, whether or not charged for oth aircraft use	40.882	119.737	339.342	666.149
8424201900 Spray guns & similar appliances for oth agricultural/horticultural, electric operated	742	1.057	2.424	11.537
8424202900 Spray guns & similar appliances for oth agricultural/horticultural, not electric	0	897	0	11.071
8424301000 Steam/sand blasting machines, electrically operated	66.983	138.987	683.197	1.748.101
8424302000 Steam/sand blasting machines, not electrically operated	5.419	75.470	37.934	215.294
8424811000 Oth mech appliances for agricultural/horticultural, drip irrigation systems	1.569	3.338	3.899	50.949
8424812000 Oth mech appliances for agricultural/horticultural, drip irrigation systems, elect	11.944	23.968	149.125	201.830
8424813000 Oth mech appliances for agricultural/horticultural, hand-operated insecticide sprayers	27.837	79.562	119.159	290.681
8424814000 Oth mech appliances for agricultural/horticultural, not electrically operated	14.867	27.249	29.721	145.271
8424891000 Hand operated household sprayers of capacity not exceeding 3 l	7.764	10.576	15.891	38.199
8424892000 Oth appliances oth. agri/horticultural, spray heads with dip tubes	33.042	75.326	164.664	368.100
8424894000 Wet processing equipment, by projecting, dispersing/spraying of chemical, etc	363	10.691	2.602	87.730
8424895000 Oth appliance for projecting, dispersing/spraying liquids/powders/fire, electric	37.433	91.662	409.367	989.987
8424899000 Oth appliance for projecting, dispersing/spraying liquid/powders/fire, not electric	36.478	200.420	412.900	4.201.331
8424901100 Parts of fire extinguisher, electrically operated	2.519	10.419	137.527	647.706
8424901900 Parts of fire extinguisher, not electrically operated	42.565	220.861	457.969	2.213.776
8424902100 Parts of spray guns, of good of subhd 8424.20.11, electrically operated	0	79	0	556
8424902300 Parts of spray gun, oth of good of subhd 8424.20.11, electrically operated	1.576	7.274	53.184	95.358
8424902400 Parts of spray gun, of goods of subhd 8424.20.11, not electrically operated	13	6.520	1.508	24.872
8424902900 Oth parts of spray guns and similar appliances	5.473	8.045	233.128	379.866
8424903100 Parts of steam/sand blasting mach & similar jet projecting mach, electric	4.559	11.788	69.666	171.792
8424903200 Parts of steam/sand blasting mach & similar jet projecting mach, non electric	6.525	18.537	41.567	145.175
8424909100 Parts of oth appliance of subhd 8424.81.10/8424.81.20	0	136	0	3.132
8424909200 Parts of oth appliance of subhd 8424.81.30/8424.81.40	8.664	13.040	14.538	35.080
8424909900 Oth mechanical appliances (whether or not hand operated)	65.500	192.847	802.124	2.276.919
8425110000 Pulley tackle & hoists oth than skip for raising vehicles, by electric motor	51.988	268.217	593.094	2.744.027
8425190000 Pulley tackle & hoists oth than skip for raising vehicles, oth by electric motor	82.487	247.220	1.361.824	2.335.707
8425310000 Oth winches; capstans, powered by electric motor	119.743	187.450	453.025	856.823

**I.3. IMPOR MENURUT KOMODITI / IMPORT BY HS COMMODITY**  
**\*\*\* MARET / MARCH 2009 \*\*\***

H S Uraian Komoditi Commodity Description	Berat Bersih / Net Weight (Kg)		Nilai / Value C.I.F (US\$)	
	Bulan ini Current Month	Kumulatif Cum.Jan. to date	Bulan ini Current Month	Kumulatif Cum.Jan. to date
8425390000 Oth winches;capstans,oth than poweredby oth electric motor	860.316	1.857.046	5.466.153	15.203.359
8425410000 Jacks hoists of built in jacking systemof a type used in garages	36.831	220.477	108.770	985.885
8425421000 Jacks used in tipping mechanism forlorries	12.326	12.933	60.029	65.031
8425429000 Oth jacks and hoists, hydraulic	233.418	554.075	447.864	1.239.782
8425491000 Oth jacks;hoists of a kind used forraising vehicles, electrically operated	87.792	108.809	819.940	935.903
8425492000 Oth jacks;hoists of a kind used forraising vehicles, not electric operated	371.438	555.593	3.866.170	4.203.028
8426110000 Overhead traveling cranes on fixedsupport	213.529	769.176	1.189.724	7.289.861
8426120000 Mobile lifting frames on tyres andstraddle carries	204.940	522.172	1.113.533	2.374.928
8426191000 Bridge cranes and gantry cranes	36.546	2.086.953	129.604	9.164.740
8426199000 Oth bridge cranes and gantry cranes	1.786.557	5.494.818	15.956.729	30.516.311
8426200000 Tower cranes	69.103	1.049.462	329.159	3.002.567
8426300000 Portal/pedestal jib cranes	53.780	123.233	696.477	1.620.378
8426410000 Oth machinery,self propelled,on tyres	465	600.300	6.967	5.688.148
8426490000 Oth machinery,self propelled,oth thanon tyres	13.838	73.939	45.427	1.321.025
8426910000 Oth derricks machin designed formounting on road vehicles	12.360	102.219	123.574	454.874
8426990000 Oth derricks mach oth designed formounting on road vehicles	1.590	505.805	4.896	4.359.113
8427100000 Self-propelled trucks powered by anelectric motor	57.397	464.489	414.034	2.747.218
8427200000 Oth self-propelled trucks	758.358	2.714.458	3.318.161	15.749.108
8427900000 Oth trucks	189.079	408.630	1.476.882	2.980.817
8428101000 Passenger lifts	343.788	1.585.210	1.147.384	7.444.904
8428102100 Oth lifts of a kind used in buildings	0	908	0	1.373
8428102900 Oth lifts oth than of a kind used inbuildings	23.113	59.424	3.472.820	3.752.597
8428109000 Skip hoists	1.997	33.206	60.516	142.391
8428201000 Pneumatic elevators and conveyorsfor agricultural use	1.905	138.668	9.880	788.321
8428202000 Automated machines for the transport,handling & storage of PCB/PWBs/PCAs	0	16.374	0	371.675
8428209000 Oth pneumatic elevators & conveyors	23.410	282.511	272.903	5.839.528
8428310000 Oth continuous act elevators &conveyorspecially designed for underground use	0	14.718	0	28.894
8428321000 Oth continuous act elevators &conveyorsof bucket type,used for agri type	1.146	3.882	15.951	86.884
8428329000 Oth continuous act elevators &conveyorsof bucket type,oth used for agri type	16.981	219.961	252.264	880.577
8428331000 Oth continuous act elevators &conveyorsof belt type, of agricultural type	20	32.942	2.395	143.452
8428332000 Automated mach for the transport,hand& storage of PCB/PWBs,belt type	0	247.589	0	1.138.772
8428339000 Oth continuous act elevators &conveyors,oth of belt type	70.338	962.625	658.270	5.410.417
8428391000 Pneumatic elevators and conveyorsof agricultural type	18.830	130.081	113.330	397.074
8428393000 Oth automated machin for transport,hand & storage of PCB/PWBs/PCAs	126.236	128.676	617.414	864.493
8428399000 Oth continuous-action elevators &conveyors, for goods/materials	225.011	849.209	2.441.088	4.975.768
8428400000 Escalators and moving walkways	72.873	993.464	210.591	2.494.391
8428600000 Teleferics, chair-lifts, ski-draglines;traction mechanisms for funiculars	5.449	5.449	94.860	94.860
8428909000 Oth mach,oth than lift,handl,load/unloadmach,hand&storage of PCB/PWBs/PCA	107.696	367.646	1.282.036	5.102.677
8429110000 Track laying, bulldozers and angledozers	602.741	1.218.768	6.035.251	11.911.613
8429190000 Bulldozer & angledozers oth track laying	132.832	1.017.142	524.029	7.679.641
8429200000 Graders and levellers	532.106	1.566.785	5.624.047	15.328.633
8429300000 Scrapers	17	19.477	1.502	104.712
8429401000 Road rollers	45.182	297.869	150.410	486.705
8429403000 Tamping machines	33.070	382.220	143.980	2.102.357
8429510000 Front-end shovel loaders,mechanicalexcavators and shovelloaders	339.244	3.644.871	1.837.226	23.266.658
8429520000 Mach with a 360,revolving super struct,mach shovels,excavators and shove loac	4.511.714	9.928.098	23.032.720	64.944.113
8429590000 Mech shovels,excavators & shove loaderoth front-end shovel, mach. with a 360	179.661	1.512.954	610.613	11.471.297
8430100000 Pile-drivers and pile-extractors	47.413	1.043.489	370.261	7.216.889
8430310000 Coal/rock cutters and tunnelingmachinery, self-propelled	28.099	76.661	283.922	918.724
8430390000 Coal/rock cutters and tunnelingmachinery,oth than self-propelled	850	46.533	104.252	1.480.052
8430410000 Oth boring/sinking machineryself-propelled	133.863	791.166	1.935.325	9.875.698
8430491000 Wellhead platforms & integrated producmdules for use in drilling production	164.211	203.510	2.304.936	2.702.631
8430499000 Oth wellhead platforms & integrat prodmodules for use in drilling production	1.347.992	3.092.671	7.918.720	30.265.546
8430500000 Oth moving,grading,levelling,scrappingmachinery, self-propelled	78.030	392.885	981.008	3.965.327
8430610000 Tamping/compacting machinery,not self-propelled	54	135.793	348	882.054
8430690000 Oth machinery of hedaing 84.30, notself-propelled	7.828	27.285	81.036	600.027
8431101300 Parts suitable for of goods of subhead8425.19,8425.39or8425.49,electri operat	9.275	40.087	34.334	149.547
8431101900 Oth parts suitable for of goods ofheading 84.25,electrically operated	58.732	127.345	85.746	637.425
8431102200 Part suitable for goods of sub 8425.11,842520,8425.31,8425.41,8425.42,not ele	26.441	80.722	139.640	290.479
8431102900 Oth parts suitable for of goods ofheading 84.25,not electrically operated	14.878	57.171	174.604	1.068.280
8431200000 Parts suitable for goods of head 84.27	23.619	97.598	397.394	1.081.675
8431311000 Parts of goods of shd 8428.10.(21,29),8428.10.90,of lift skip hoist/escalators	108.969	274.097	305.229	729.700
8431312000 Parts of goods of shd 8428.10.10),8428.40.00,of lift skip hoist/escalators	54.332	190.968	254.587	786.052
8431391000 Part suitable for goods sub 8428.20.10,8428.32.10, 8428.33.10/8428.39.10	2.483	12.612	33.823	232.594
8431392000 Parts suitable for goods of subheading8428.90	259	13.508	14.724	510.495
8431394000 Part of auto mach. for trnsp/storageof PCB/PWBs/PCAs	2.860	7.116	64.125	122.877
8431399010 Part of oth lift,handl/load mach,telph/conveyor	243.909	663.135	3.652.799	7.226.686
8431399090 Oth parts of machinery of head 84.25	51.967	104.917	475.611	1.022.552
8431410000 Buckets, shovels, grabs and grips,ofmach of head 84.26, 84.29/84.30	155.831	1.553.362	1.013.307	6.203.269
8431420000 Bulldozer/angledozer blades of machof heading 84.26, 84.29/84.30	234.516	489.469	1.233.141	2.159.685
8431430000 Parts of boring/sinking mach of subhead8430.41/8430.49	1.577.066	4.860.872	18.555.801	78.559.631
8431491000 Parts of machinery of heading 84.26	113.151	233.797	1.235.343	3.228.005
8431492000 Cutting edges/end bits forscrapers,graders/levellers	306.692	1.984.748	886.713	5.167.812

**I.3. IMPOR MENURUT KOMODITI / IMPORT BY HS COMMODITY**  
**\*\*\* MARET / MARCH 2009 \*\*\***

H S Uraian Komoditi Commodity Description	Berat Bersih / Net Weight (Kg)		Nilai / Value C.I.F (US\$)	
	Bulan ini Current Month	Kumulatif Cum.Jan. to date	Bulan ini Current Month	Kumulatif Cum.Jan. to date
8431493000 Parts of road rollers	55.520	136.463	400.697	688.173
8431499000 Oth parts of machinery of heading84.26, 84.29/84.30	1.993.421	8.759.413	15.977.434	58.979.613
8432100000 Ploughs	37.579	42.842	90.962	134.400
8432210000 Disc harrows	19.367	21.277	50.802	59.398
8432290000 Scarifiers, cultivators, weeders, hoesand oths harrows	18	25.719	768	142.792
8432300000 Seeders, planters and transplanters	3.997	6.481	14.750	50.278
8432400000 Manure spreaders & fertiliser distributo	1.711	15.795	18.466	355.331
8432801000 Oth machinery for soil preparation/cultivation;of agricult/horticultur typ	18.850	44.003	60.423	710.646
8432802000 Lawn/sports-ground rollers	0	894	0	19.890
8432809000 Oth machinery for soil preparation/cultivation	17.529	18.143	44.586	61.547
8432901000 Parts of machinery of subheading8432.80.90	2.589	3.080	23.471	34.669
8432902000 Parts of lawn/sport-ground rollers	123	123	1.247	1.247
8432909000 Parts oth machinery for soilpreparation/cultivation	22.954	240.077	60.768	2.057.566
8433110000 Mowers for lawns,parks/sports-groundswith the cutting device rotate horizont	28.863	94.572	143.229	358.989
8433199000 Oth mowers for lawns, parks/sportgrounds,oth than manually operated	61.518	163.831	142.147	761.527
8433200000 Oth mowers,including cutter bars fortractor mounting	237	7.934	786	110.803
8433300000 Oth haymaking machinery	3.541	3.810	39.990	57.051
8433520000 Oth threshing machinery	2.329	5.288	92.680	110.051
8433530000 Root/tuber harvesting machines	318	390	1.955	6.963
8433591000 Cotton pickers and cotton gins	0	2.057	0	10.065
8433601000 Machin for cleaning,sorting/grading eggfruit/oth agricultural prod,electric	1.989	2.039	54.045	59.045
8433602000 Machin for cleaning,sorting/grading eggfruit/oth agricultur prod,not electric	0	711	0	230.000
8433901000 Part mach:castor,of diameter(inc yres)>100mm,<= 250mm,width wheel =30mm	310	320	1.410	1.693
8433902000 Parts mach:castor,oth of goods of subhd8433.11/8433.19.90	23.167	24.010	88.992	103.268
8433903000 Parts mach:castor,oth of goods of subhd8433.19.10	2.006	2.006	3.564	3.564
8433909000 Parts mach: oth castors	1.134	8.532	10.460	38.359
8434101000 Milking machines, electricallyoperated	1.744	1.744	3.225	3.225
8434201000 Dairy machinery, electrically operated	33.672	54.307	1.070.925	1.788.971
8434901000 Parts of milking & dairy mach.of electoperated machines	14.134	37.894	182.953	692.792
8434902000 Parts of milk & dairy mach of non electoperated machines	577	8.834	12.039	339.336
8435101000 Presses,crushers & manufacture of wine,cider,fruit juices,electric operated	3.160	21.724	24.563	121.831
8435102000 Presses,crushers & manufacture of wine,cider,fruit juices,not electri operated	63	686	1.733	4.776
8435901000 Parts of presses,crushers & manufactureof wine,cider,fruit juices,electr opera	32.423	37.600	115.088	167.982
8435902000 Parts of presses,crushers & manufactureof wine,cider,fruit juices,not electric	0	85.559	0	350.272
8436101000 Machinery for preparing animal feedingstuffs, electrically operated	137.383	182.674	1.131.691	1.484.205
8436102000 Machinery for preparing animal feedingstuffs, not electrically operated	17.106	17.106	57.265	57.265
8436211000 Poultry incubators & brooders,electrically operated	43.611	49.794	548.191	615.013
8436212000 Poultry incubators & brooders,not electrically operated	4.219	4.219	41.134	41.134
8436291000 Oth poultry-keeping machinery,electrically operated	53.385	102.972	280.223	479.768
8436292000 Oth poultry-keeping machinery,not electrically operated	71.652	72.354	95.237	111.442
8436801100 Germination plant mach, agriculturalor horticultural type,electric operated	1.200	7.036	2.153	51.878
8436801900 Oth germination plant machineryelectric operated	1.211	1.211	3.424	3.424
8436802100 Germination plant machin, agriculturalor horticultural type,not electric	0	3.261	0	41.272
8436802900 Oth germination plant machinery, notelectric operated	484	601	4.604	4.904
8436911000 Parts of poultry-keeping machinery/poultry,incubator & brooders,electric	89.046	159.170	390.411	706.655
8436912000 Parts of poultry-keeping machinery/poultry,incubator&brooders,not electric	517	569	5.035	8.357
8436991100 Parts oth of poultry-keeping machin,agri & horti type,electric operated	6.322	20.008	6.496	65.979
8436991900 Parts oth of poultry-keeping machin,oth than agri&horti type,elect operated	18.261	39.036	98.724	197.328
8436992100 Parts oth of poultry-keeping machin,agri & horti type,not electric operated	3.084	7.907	66.109	123.916
8436992900 Parts oth of poultry-keeping machin,oththan agri&horti type,not elect operated	85.434	146.177	872.882	1.162.972
8437101000 Machinery for bread grains;winnowing &cleaning machin, electrically operated	2.270	223.906	71.860	2.760.310
8437103000 Mach for clean,sorting/grad seed,graintdried leguminous vegetables,oth, elect	16.492	79.145	128.760	1.046.671
8437104000 Mach for clean,sorting/grad seed,graintdried leguminous vegetable,oth,not elect	3	2.810	200	73.532
8437801000 Macinery for rice hullers & cone typerice mills,electrically operated	1.409	31.618	3.696	58.319
8437802000 Macinery for rice hullers & cone typerice mills,not electrically operated	12.047	94.650	8.645	71.444
8437803000 Macinery for industrial type coffeand corn mills,electrically operated	50	2.172	200	92.753
8437804000 Macinery for industrial type coffee& corn mills,not electrically operat	0	76.103	0	83.713
8437805100 Polishing machines for rice,sifting andsieving,bran cleaner,electric operate	16.630	51.735	81.899	310.282
8437805900 Oth polishing mach for rice,sifting andsieving,bran cleaner,electric operate	11.789	33.160	198.218	325.897
8437806100 Polishing machines for rice,sifting andsieving,bran cleaner,not electric	92.582	166.653	137.067	236.375
8437806900 Oth polishing mach for rice,sifting andsieving,bran cleaner,not electric	50.871	119.014	108.979	260.082
8437901100 Parts of machin of subheading 8437.10,electrically operated	5.035	73.134	56.308	813.098
8437901900 Parts of machines oth than of subhead8437.10,electrically operated	70.305	286.390	176.939	913.893
8437902900 Oth parts of machines of subheading8437.10, not electrically operated	50.648	82.469	79.315	157.799
8438101000 Bakery mach,macaroni,spaghetti/similarproducts, electrically operated	72.315	245.494	409.280	1.823.764
8438102000 Bakery mach,macaroni,spaghetti/similarproducts, not electrically operated	60.216	95.830	1.723.556	1.930.050
8438201000 Mach for the manufac of confectionary,cocoa/chocolate, electrically operated	17.951	312.983	54.958	4.413.248
8438301000 Mach for sugar manufac, electricallyoperated	905	72.966	10.795	818.444
8438302000 Machinery for sugar manufacture,not electrically operated	975.601	975.601	4.973.334	4.973.334
8438402000 Brewery machinery, not electricallyoperated	227	227	13.652	13.652
8438501000 Mach for the preparation of meat/poultry,electrically operated	12.311	50.860	214.593	957.367
8438502000 Mach for the preparation of meat/poultry,not electrically operated	18.003	21.690	22.173	30.549
8438601000 Machiner for the preparation of fruits,nuts/vegetab, electrically operated	3.181	62.262	12.837	1.055.864



**I.3. IMPOR MENURUT KOMODITI / IMPORT BY HS COMMODITY**  
**\*\*\* MARET / MARCH 2009 \*\*\***

H S Uraian Komoditi Commodity Description	Berat Bersih / Net Weight (Kg)		Nilai / Value C.I.F (US\$)	
	Bulan ini Current Month	Kumulatif Cum. Jan. to date	Bulan ini Current Month	Kumulatif Cum. Jan. to date
8438602000 Machiner for the preparation of fruits,nuts/vegetab, not electric operated	22.667	52.827	33.137	75.635
8438801100 Coffee pulpers, electrically operated	23	50.658	119	2.218.250
8438801200 Coffee pulpers, not electricallyoperated	0	3.680	0	41.740
8438809100 Oth coffee pulpers,electric operated	63.172	167.956	706.252	2.232.975
8438809200 Oth coffee pulpers,not electric operated	107	28.339	2.140	20.359
8438901100 Parts of goods of subheading 8438.30.10electrically operated	966	5.468	79.302	155.148
8438901200 Part of coffee pulper,electric operatedmachines	0	1	0	1.081
8438901900 Parts of oths goods of heading 84.38electrically operated	31.337	73.742	472.985	1.148.345
8438902100 Parts of goods of subheading 8438.30.20not electrically operated	1.378	65.037	29.788	292.152
8438902900 Parts of oth goods of heading 84.38.20of coffee pulpers,not electric operated	160.127	289.534	1.114.856	1.733.489
8439100000 Machinery for making pulp of fibrouscellulosic material	166.522	166.561	1.733.922	1.734.183
8439200000 Machinery for making paper/paperboard	3.588.079	4.381.455	27.144.628	30.931.508
8439300000 Machinery for finishing paper/paperboard	201.036	402.590	4.051.870	8.144.489
8439911000 Part of machin for mak pulp of fibrouscellulosic material,electrically operat	26.185	53.124	406.908	1.527.997
8439912000 Part of machin for mak pulp of fibrouscellulosic material,not electric operat	3.323	22.664	133.960	978.300
8439991000 Parts for making/finishing paper/paperboard, electrically operated	299.018	1.514.680	5.792.028	27.813.522
8439992000 Parts for making/finishing paper/paperboard, not lectrically operated	1.102	1.553	2.644	24.604
8440101000 Book-binding mach, includ book-sewing,electrically operated	10.937	54.949	109.507	611.272
8440102000 Book-binding mach, includ book-sewing,not electrically operated	0	13.722	0	42.549
8440901000 Parts of book binding & sewing machineselectrically operated machines	0	1.088	0	36.313
8440902000 Parts of book binding & sewing machinesnot electrically operated machines	434	1.012	5.201	18.621
8441101000 Cutting machines, electrycally operated	181.347	804.974	786.602	5.721.070
8441102000 Cutting mach, not electrycally operated	15.012	26.275	254.631	502.846
8441201000 Machin for making bags,sacks/envelopeselectrically operated	163.273	229.764	3.392.867	3.860.392
8441202000 Machin for making bags,sacks/envelopesnot electrically operated	220	7.631	953	396.833
8441301000 Mach for mak cartons,boxes,cases,tubedrum/similar containers,electric operat	9.741	95.481	87.299	989.783
8441401000 Machines for moulding articles in paperpulp,paper/paperboard,electri operat	4.500	54.612	81.800	577.107
8441801000 Oth machinery for making up paper pulp,paper/paperboard,electrically operat	79.909	486.439	427.358	7.307.079
8441802000 Oth machinery for making up paper pulp,paper/paperboard,not electric operat	1.746	22.808	1.300	214.877
8441901000 Part of machin for mak up paper pulp,paper/paperboar,cutting mach,elec opert	24.585	190.315	484.519	3.548.575
8441902000 Parts of machin for mak up paper pulp,paper/paperboa,cutting mach,not elec op	7.097	13.471	47.052	270.670
8442301000 Machinery, apparatus and equipment,electrically operated	7.814	48.564	198.932	1.728.207
8442302000 Machinery, apparatus and equipment,not electrically operated	1.108	8.308	2.682	102.682
8442401000 Parts of electrically operated machin,apparatus/equipment	1.040	5.628	4.370	107.873
8442402000 Parts of the foregoing mach,apparatus/equipment,non electrically operated	1.287	3.676	48.032	127.226
8442500000 Plate,cyls&oth.print comp.plates,cyl &lithograph stones,prepared print purpose	27.423	57.146	406.871	930.572
8443110000 Print.mach.used for print by mean platescyl&oth print,offset print mach,reefed	49.078	377.347	494.915	2.079.875
8443120000 Print.mach.use,print by mean plate cyl&oth print,offset print mach,sheetfed,off	93.856	213.821	2.219.877	5.132.237
8443130000 Oth offset printing machinery	184.560	593.332	4.354.999	9.539.231
8443140000 Letterpress printing mach, reel-fed,excluding flexographic printing	0	92.450	0	162.008
8443150000 Letterpress printing mach,oth than reelfed, excluding flexographic printing	6	6	370	370
8443160000 Flexographic printing machinery	0	29.436	0	151.470
8443170000 Gravure printing machinery	811	255.359	1.363	3.323.565
8443190000 Oth than gravure,flexographic,letterpress,oth offset printing mach	202.565	481.956	7.936.906	11.710.023
8443311010 Printer-copier,ink-jet,color,capable ofconnecting to a data machine/network	445.588	734.748	7.386.433	9.520.369
8443311090 Printer-copier,ink-jet proces,no color,capable of connect to data mach/network	6.817	15.503	49.542	97.085
8443312010 Printer-copier,laser proces,color,capable connect to data mach/network	4.438	6.396	234.013	399.234
8443312090 Printer-copier,laser proces,no color,capable connect to data mach/network	82.480	237.781	1.040.785	3.696.581
8443313010 Combination printer-copier-facs mach,color,connect to data mach/network	74.873	169.642	1.114.421	2.879.548
8443313090 Combination printer-copier-facs mach,no color,connect to data mach/network	15.969	67.308	301.026	1.408.593
8443319010 Oth mach which perform >= 2 functionof printing,copying/facsimile; color	0	530	0	19.613
8443319090 Oth mach which perform >= 2 function ofprinting,copying/facsimile,no color	5.117	46.237	165.073	497.674
8443321010 Dot matrix printer,color,capable ofconnect to data machine/network	246	265	164	2.741
8443321090 Dot matrix printer,no color,capable ofconnect to data machine/network	30.406	62.459	1.166.642	2.430.992
8443322010 Ink-jet printer,color,capable ofconnect to a data machine/network	474.249	1.196.626	4.066.104	10.899.029
8443322090 Ink-jet printer,no color,capable ofconnect to a data machine/network	10.043	24.483	196.265	475.117
8443323010 Laser printer,color,capable of connectto a data machine/network	8.801	20.841	239.114	422.758
8443323090 Laser printer,no color,capable ofconnect to a data machine/network	18.821	45.166	343.421	693.801
8443324090 Facsimile machine,no color,capable ofconnect to a data machine/network	14.037	27.742	186.092	357.023
8443325090 Mach of screen print machinery,no color,capable of connect to data mach/netwo	874	1.898	26.681	58.275
8443329010 Mach of oth material,color,capable ofconnect to data machine/network	2.518	6.436	91.757	215.739
8443329090 Mach of oth material,no color,capableof connect to data machine/network	726	797	17.697	32.779
8443391900 Electrostatic photocopy apparatus,directprocess, no color	124.883	417.183	214.088	649.812
8443392010 Electrostatic photocopy apparatus,in-direct process,color	656	1.750	33.005	72.847
8443392090 Electrostatic photocopy apparatus,in-direct process,no color	16.927	49.921	579.026	1.563.602
8443393090 Oth photocopy apparatus incorporating,optical system,no color	20.648	23.438	155.983	244.202
8443399090 Oth print mach,no color,not capable ofconnect to data machine/network	0	73	0	11.039
8443910000 Part & accessori of print machinery usedfor print by component of head 84.42	107.451	844.163	10.891.822	51.823.750
8443991000 Part & accessori of screen print machi-nerly for manufact of print circuit board	2.668	2.812	98.882	110.668
8443992000 Ink-filled printer cartridges	68.414	236.108	1.899.651	9.070.501
8443993000 Paper feeders and sorters	488	519	1.111	1.181
8443999000 Oth part & accessori of screen printingmachinery	492.466	1.417.283	10.644.703	32.730.655
8444100000 Mach for extrude,texture/cut man-madetextile material,electric operate	28.075	198.958	470.723	3.672.423

**I.3. IMPOR MENURUT KOMODITI / IMPORT BY HS COMMODITY**  
**\*\*\* MARET / MARCH 2009 \*\*\***

H S Uraian Komoditi Commodity Description	Berat Bersih / Net Weight (Kg)		Nilai / Value C.I.F (US\$)	
	Bulan ini Current Month	Kumulatif Cum.Jan. to date	Bulan ini Current Month	Kumulatif Cum.Jan. to date
8444200000 Mach for extrude,texture/cut man-madetextile material,not electric operate	7.300	7.311	19.800	19.840
8445111000 Carding machines,electrically operated	7.826	18.381	48.159	69.839
8445112000 Carding machines,not electricallyoperated	0	6.369	0	120.911
8445121000 Combing machines, electrically operated	0	5.075	0	133.357
8445131000 Drawing/roving machines,electricallyoperated	7.338	35.760	124.333	372.249
8445132000 Drawing/roving machines,not electrically operated	12.900	12.900	59.500	59.500
8445191000 Other machines for preparing textilefibres; electrically operated	23.416	62.638	129.694	1.045.125
8445192000 Other machines for preparing textilefibres; not electrically operated	352	357	21	749
8445201000 Textile spinning machines;electrically operated	12.260	118.228	26.704	2.017.601
8445301000 Textile doubling/twisting machines;electrically operated	31.327	41.530	638.310	725.970
8445401000 Textile winding(including weft-winding)or reeling machin,electrically operated	50.091	150.833	1.652.450	2.818.884
8445901000 Oth machinery for preparing textile,electrically operated	94.477	284.976	426.999	1.327.678
8445902000 Oth machinery for preparing textile,not electrically operated	36.053	36.146	102.464	121.531
8446101000 Machines for weaving fabrics of a width<= 30 cm, electric operated	709	21.696	3.884	115.584
8446102000 Machin for weaving fabrics of a width<= 30 cm,not electric operated	0	1.900	0	11.406
8446210000 Machine for weaving fabrics of a width> 30 cm, Power looms, shuttle type	3.370	3.580	6.526	6.736
8446290000 Machine for weaving fabrics of a width>30 cm, Oth than Pwr looms,shuttle type	136.508	960.545	734.639	4.137.063
8446300000 Machine for weaving fabrics of a width> 30 cm, shuttleless type	176.326	366.056	362.240	704.370
8447111000 Circular knitting mach,cylinder diamtr<= 165 mm, electrically operated	34.063	179.059	182.128	517.150
8447112000 Circular knitting mach,cylinder diamtr<= 165 mm,not electrically operated	0	314	0	1.000
8447121000 Circular knitting mach,cylinder diamtr>165 mm, electrically operated	123.744	155.363	630.280	834.120
8447201000 Flat knitting & stitch bonding machine,electrically operated	31.130	373.540	262.998	2.297.793
8447202000 Flat knitting & stitch bonding machine,not electrically operated	16.669	16.669	63.000	63.000
8447901000 Machines for making gimped yarn,tulle,lace&mach for tufting,electric operated	84.255	262.273	705.108	2.376.269
8447902000 Machines for making gimped yarn,tulle,lace&mach for tufting,not elec operated	8	100.019	10	201.742
8448111000 Dobbies & jacquards, card reducing,electrically operated	12.043	41.352	94.079	282.545
8448112000 Dobbies & jacquards, card reducing, notelectrically operated	6.139	9.136	14.071	33.445
8448191000 Oth auxiliary machin for mach of heading84.44, 84.45, 84.46, 84.47, electric	38.690	95.536	282.451	487.115
8448192000 Oth auxiliary machin for mach of heading8444, 8445, 8446, 84.47, not electric	0	66.375	0	325.799
8448200000 Parts&accessories of mach of heading84.44/their auxiliary machinery	58.369	140.927	871.868	2.972.997
8448310000 Card clothing of mach of heading 84.45	5.611	18.138	98.434	230.942
8448320000 Parts&accessories of mach for preparingtextile fibres,other than card clothing	19.546	37.005	107.606	391.409
8448330000 Spindles, spindle flyers,spinning rings,and ring travellers of mach 84.45	7.114	15.406	304.671	615.413
8448390000 Other parts & accessories of mach ofhead 84.45/their auxiliary machinery	122.440	364.477	1.838.075	4.802.675
8448420000 Reeds for looms, healds & heald-framesfor weaving machines	5.271	27.076	227.380	558.489
8448491100 Shuttles, for electrtrically operatedweaving machine	744	17.078	14.390	134.368
8448491900 Oth parts & acces, for elect operatedweaving machine	50.607	151.296	360.128	1.321.775
8448492000 Parts & acces, for non electricallyoperated weaving machine	19.056	22.063	51.098	73.600
8448510000 Sinkers, needles&other articles used informing stitches	3.485	15.023	576.468	2.240.746
8448590000 Othe parts&accessories of mach ofhead 8447/their auxiliary machinery	27.014	99.843	168.241	737.056
8449002000 Mach for the manufacture/finishing offelt/nonwovens, not elect operated	385	2.791	6.993	23.879
8450111000 Household/laundry-type washing machin;fully-automatic mach;capacity <= 6 kg	116.043	471.487	459.641	2.098.077
8450119000 Household/laundry-type wash mach;fully-automatic machine;capacity > 6 kg	715.483	1.794.137	2.707.486	7.063.861
8450120010 Household/laundry-type wash mach;built-in centrifugal drier,capacity <= 6 kg	138.240	327.870	565.283	1.391.666
8450120020 Household/laundry-type wash mach;built-in centrifugal drier,capacity > 6 kg	378.448	1.373.530	1.271.119	4.384.199
8450190010 Other household/laundry-type wash mach;dry linen capacity <= 6 kg	0	2.555	0	5.575
8450190020 Other household/laundry-type wash mach;dry linen capacity > 6 kg	244.318	499.447	414.196	833.898
8450200000 Household/laundry-type washing mach;a dry linen capacity >10 kg	103.265	234.476	585.815	1.274.208
8450901000 Parts of goods of subheading 8450.20	220	3.924	3.309	11.525
8450902000 Parts of goods of subheading 8450.11,8450.12 or 8450.19	307.311	614.351	955.404	2.169.680
8451100000 Dry-cleaning machines	16.728	19.112	368.842	395.361
8451210000 Drying machines,each of a dry linencapacity not exceeding 10 kg	7.273	21.028	35.292	95.592
8451290000 Drying machines,each of a dry linencapacity exceeding 10 kg	215.617	317.831	1.289.577	1.783.316
8451300000 Ironing machines and presses(including fusing presses)	12.916	56.273	107.710	486.833
8451400000 Washing, bleaching or dyeing machines	48.733	244.849	638.868	1.582.104
8451500000 Mach. for reeling,unreeling,folding,cutting/pinking textile fabrics	28.962	68.352	253.022	396.210
8451801000 Other machinery exclude machines of hd84.50; for domestic use	0	230	0	9.625
8451809000 Other machinery exclude machines of hd84.50; not for domestic use	10.277	227.651	84.220	1.609.872
8451901000 Parts of machines or dry linen capacityno exceeding 10 kg	1.151	1.478	30.713	39.921
8451909000 Parts of oth machines of heading 8451	67.209	143.538	180.680	987.158
8452100000 Sewing machines of the householdtype	157.826	298.524	233.651	478.875
8452210000 Oth sewing machines, automatic units	32.103	257.529	394.420	2.030.926
8452290000 Oth sewing machines, not automatic units	187.522	547.090	818.573	2.593.258
8452300000 Sewing machine needles	8.326	33.417	58.084	182.170
8452400000 Furniture, bases and covers for sewingmachines and parts thereof	171	30.460	2.217	54.652
8452901100 Arms,beds,stands,flywheel,belt guard;treadles/pedals of subhead 8452.10	1.998	20.456	25.591	92.281
8452901900 Oth part of sewing mach of machinery ofsubheading 8452.10	23.803	37.150	35.472	101.914
8452909010 Arms beds,foot & pedals of mach excludesubheading 8452.10	6.442	17.869	49.292	105.527
8452909090 Other parts of sewing mach of machineryexclude subheading 8452.10	127.979	382.166	476.591	1.085.488
8453101000 Machinery for prepare,tanning/work hides, skins/leather, elect operated	8.129	100.129	27.728	401.352
8453201000 Machinery for making/repairingfootwear, electrically operated	111.872	252.395	908.052	1.918.734
8453202000 Machinery for making/repairingfootwear, not electrically operated	863	11.721	10.576	58.172
8453801000 Mach for make/repaire other articles ofhides,skins,not sewing machine,electric	80.481	154.912	291.809	619.801

**I.3. IMPOR MENURUT KOMODITI / IMPORT BY HS COMMODITY**  
**\*\*\* MARET / MARCH 2009 \*\*\***

H S Uraian Komoditi Commodity Description	Berat Bersih / Net Weight (Kg)		Nilai / Value C.I.F (US\$)	
	Bulan ini Current Month	Kumulatif Cum.Jan. to date	Bulan ini Current Month	Kumulatif Cum.Jan. to date
8453802000 Mach for make/repaire other articles ofhides,skins,not sewing machin,not elect	21.551	35.795	71.079	120.714
8453900000 Parts of goods of heading 84.53	101.330	126.692	521.724	778.843
8454100000 Converters	202	16.484	12.021	1.153.660
8454200000 Ingot moulds and ladles	44.468	112.310	1.481.686	3.509.324
8454300000 Casting machines	160.802	394.988	1.941.064	3.198.676
8454900000 Parts of goods of heading 84.54	106.440	318.889	1.433.892	2.980.737
8455100000 Tube mills	660	256.869	4.745	654.500
8455210000 Oth Rolling mills, hot or combination hocold	109.966	132.621	91.612	123.901
8455220000 Oth Rolling mills, cold	31.523	32.823	121.500	148.064
8455300000 Rolls for rolling mills	232.584	704.011	1.608.754	3.243.384
8455900000 Other parts of metal-rolling millsand rolls therefor.	343.873	778.781	1.230.324	3.987.643
8456100000 Machines tool for work any material byremoval material,operat by laser/photon	3.647	4.333	178.690	260.352
8456200000 Machines tool for work any material byremoval material,operat by ultrasonic	81.902	82.971	14.254	40.769
8456300000 Machines tool for work any material byremoval material,electro-discharge	16.610	55.176	278.778	620.328
8456901000 Mach tool for mnfact of printed circuit,numerical control,by plasma arc process	1.542	1.542	7.361	7.361
8456902000 Wet proces equip for the applicationby immersion of electrochemic solutions	246	358	435	7.930
8456909000 Oth mach tool for work any material byother operating processes	17.389	38.185	125.219	806.541
8457100000 Machining centres	147.006	382.252	2.053.791	5.147.293
8457200000 Unit construction machines(single-station)	6.107	63.914	242.230	372.043
8457300000 Multi-station transfer machines	0	1.947	0	64.738
8458110000 Horizontal lathes, numericallycontrolled	15.268	190.231	153.478	3.760.915
8458190000 Horizontal lathes,not numericallycontrolled	120.960	325.903	1.409.383	3.370.259
8458910000 Other lathes,numerically controlled	45.699	186.928	438.266	4.189.244
8458990000 Other lathes,not numerically controlled	218.369	504.600	3.208.745	8.786.153
8459101000 Way-type unit head machineselectrically operated	4.714	29.026	120.426	398.547
8459102000 Way-type unit head machines, notelectrically operated	0	26.170	0	751.609
8459210000 Dilling machines, numericallycontrolled	21.190	119.292	138.428	1.641.253
8459291000 Dilling machines, electrically operated	47.898	137.391	544.002	2.448.345
8459292000 Dilling machines, not electricallyoperated	1.089	5.138	11.182	21.906
8459310000 Boring-milling machines, numericallycontrolled	32.139	46.139	51.856	68.635
8459391000 Oth boring-milling machines, electricaloperated	74.380	146.654	525.740	715.383
8459392000 Oth boring-milling machines, notelectrically operated	202	21.500	867	423.360
8459401000 Oth boring machines, electricallyoperated	50.362	140.671	933.837	1.591.421
8459402000 Oth boring machines, not electricallyoperated	0	10.995	0	139.143
8459510000 Milling machines, knee-type,numerically controlled	447	1.443	2.613	9.668
8459591000 Oth milling machines, knee-type,electrically operated	7.808	31.265	35.628	90.475
8459592000 Oth milling machines, knee-type, notelectrically operated	0	915	0	10.110
8459610000 Other milling machines, numericallycontrolled	2.200	20.183	54.500	406.540
8459691000 Other milling machines, not nmrclycontrolled, electrically operated	11.135	202.392	76.737	4.073.303
8459692000 Other milling machines, not nmrclycontrolled, not electrically operated	2.372	6.766	5.025	40.607
8459701000 Threading/tapping machines,electrically operated	13.384	231.325	336.347	1.167.101
8459702000 Threading/tapping machines, notelectrically operated	2.293	2.747	130.650	139.943
8460110000 Flat-surface grinding mach,an accuracyof at least 0.01 mm,numeric controlled	19.314	36.420	155.722	674.260
8460191000 Oth flat-surface grinding mach, accuracyof at least 0.01 mm, electric operated	30.367	181.763	241.816	963.731
8460192000 Oth flat-surface grinding mach, accuracyof at least 0.01 mm, not elect operated	30.070	51.303	285.856	927.462
8460210000 Other grinding mach,an accuracy of atleast 0.01 mm,numerically controlled	342	8.332	459	183.874
8460291000 Other grinding mach,an accuracy of atleast 0.01 mm, electrically operated	31.944	172.842	692.656	2.083.244
8460292000 Other grinding mach,an accuracy of atleast 0.01 mm, not electric operated	346	7.816	8.763	258.493
8460311000 Machine tools, numeric controlled, forsharpen carbide diamet <= 3.175 mm	3	172	3	22.413
8460319000 Oth sharpening (tool/cutter grinding)machines,numerically controlled	5.722	32.957	219.883	452.583
8460391000 Oth sharpening (tool/cutter grinding)machines, electrically operated	1.335	20.524	9.924	164.523
8460392000 Oth sharpening (tool/cutter grinding)machines, not electrically operated	4	208	4	3.147
8460401000 Honing/lapping mach,electricallyoperated	8.673	40.947	511.986	1.846.109
8460402000 Honing/lapping mach, not electricallyoperated	0	1.336	0	4.272
8460901000 Oth mach-tools for deburring,abrasives/polishing products, electric operat	40.630	60.395	1.024.166	1.630.504
8460902000 Oth mach-tools for deburring,abrasives/polishing products,not electric operat	164	10.099	1.095	362.995
8461201000 Shaping/slotting machines,electricallyoperated	9.436	110.990	30.657	1.007.330
8461202000 Shaping/slotting mach,not electricallyoperated	197	6.325	5.817	25.464
8461301000 Broaching mach,electrically operated	0	7.834	0	295.274
8461401000 Gear cutting,gear grinding/gearfinishing mach, electric operated	68.136	144.165	2.312.405	3.172.488
8461402000 Gear cutting,gear grinding/gearfinishing mach, not electric operated	33	3.057	145	8.604
8461501000 Sawing/cutting-off machines,electrically operated	136.089	286.143	1.125.363	2.690.565
8461502000 Sawing/cutting-off machines, notelectrically operated	0	12.187	0	39.774
8461901000 Oth mach-tool for planing/shaping/slottiby cermets, electrically operated	13.211	84.825	190.871	1.473.909
8461909000 Oth mach-tool for planing/shaping/slottiby cermets, not electrically operated	809	29.654	18.973	512.364
8462101000 Forging/die-stamping machines(including pres) & hammers, electric	534.422	1.027.523	5.789.703	8.759.650
8462102000 Forging/die-stamping machines(includ pres)&hammers,not electric	8.330	45.115	27.278	175.225
8462210000 Bend,fold,straighten/flattening machine(includ pres),numeric control	71.471	242.500	488.113	1.869.692
8462291000 Bend,fold,straighten/flattening machine(includ pres),not nmrc control,elect	43.342	227.312	819.446	3.121.997
8462292000 Bend,fold,straighten/flattening machine(incl pres), not nmrc control,not elect	12.611	29.386	77.633	443.079
8462310000 Shearing machine (incl press),oth thancombine punching mach,numerical control	23.899	49.074	44.074	122.325
8462391000 Shearing machine (incl press),oth thanbine punching mach,not nmrc cntrl,elect	44.246	266.481	336.426	1.536.835
8462392000 Shearing mach (incl press),oth than binepunch mach, not nmrc control,not elect	34.054	58.450	207.277	327.399

**I.3. IMPOR MENURUT KOMODITI / IMPORT BY HS COMMODITY**  
**\*\*\* MARET / MARCH 2009 \*\*\***

H S Uraian Komoditi Commodity Description	Berat Bersih / Net Weight (Kg)		Nilai / Value C.I.F (US\$)	
	Bulan ini	Kumulatif	Bulan ini	Kumulatif
	Current Month	Cum.Jan. to date	Current Month	Cum.Jan. to date
8462410000 Punching/notching mach,incl comb punch &shearing mach,numeric control	0	76.008	0	179.850
8462491000 Punching/notching mach,incl comb punch &shearing mach,not numeric cntrl,ek	23.982	125.419	153.343	1.158.766
8462492000 Punching/notching mach,incl comb punch &shear mach,not numric cntrl,not elec	37.855	38.075	33.951	36.162
8462910000 Hydraulic presses	295.435	549.320	1.332.408	3.023.318
8462991000 Mach for manufac of boxes,cans& similar contain of tin plate, electr.	18.850	71.570	200.132	954.150
8462995000 Oth machine for working metal byforging,hamming,electric operated	116.973	227.281	2.182.103	3.328.808
8462996000 Oth machine for working metal byforging,hamming,not electric operated	51	4.804	156	5.373
8463101000 Draw-benches for bars,tube,profile,wire,or the like, electrically operated	1.510	23.461	71.902	245.657
8463102000 Draw-benches for bars,tube,profile,wire,or the like, not electrically operated	0	1	0	223
8463201000 Thread rolling machines, electricallyoperated	21.979	32.037	62.225	271.383
8463202000 Thread rolling machines,notelectrically operated	44.603	44.603	49.257	49.257
8463301000 Machines for working wire,electricallyoperated	40.202	167.662	171.090	1.468.416
8463302000 Machines for working wire, notelectrically operated	1.592	1.822	192.585	199.968
8463901000 Oth mach tool for work metal/cerments,without remove material,elect operated	80.179	267.398	226.260	2.201.073
8463902000 Oth mach tool for work metal/cerments,without remove material,not elect operat	200.274	220.652	222.607	300.770
8464101000 Sawing mach for working stone,ceramics electrically operated	10.084	14.183	60.323	82.369
8464201000 Grinding/polishing machines,electrically operated	3.366	32.507	14.947	207.332
8464202000 Grinding/polishing machines,not electrically operated	191	1.173	27.430	34.022
8464901000 Oth mach tool for work stone,ceramics/like mineral material,elect operated	122.111	294.191	368.192	2.475.126
8464902000 Oth mach tool for work stone,ceramics/like mineral material,not elect operate	558	10.656	1.956	38.139
8465100000 Mach, can carryout different type opera-tion without tool charge for such operat	329	69.025	391	197.101
8465911000 Sawing machines for scoring PCB/PWB's electrically operated	0	15.346	0	56.911
8465912000 Other sawing mach for scoring PCB/PWB's, electrically operated	19.395	153.857	80.423	402.300
8465919000 Other sawing mach for scoring PCB/PWB's, not electrically operated	0	2.536	0	13.636
8465921000 Mach tools for routing PCB/PWB'ssubstrates,shank dmtr <=3.175 mm	7.934	18.462	64.680	146.452
8465922000 Oth planing,milling/moulding (bycutting) mach,electrically operated	25.750	184.917	55.164	1.201.914
8465929000 Oth planing,milling/moulding (bycutting)machines,not electric operated	3.299	32.305	5.460	220.685
8465931000 Grinding, sanding/polishing machines,electrically operated	11.351	80.259	13.357	381.085
8465932000 Grinding, sanding/polishing machines,not electrically operated	13	12.891	2.163	55.166
8465941000 Bending/assembling machines,electrically operated	2.564	17.510	9.182	177.991
8465951000 Drilling mach for manufac PCB/PWB's,with a spindle speed > 50.000 rpm	0	10.546	0	95.048
8465953000 Other drilling/morticing machines,electrically operated	21.828	37.671	55.814	91.849
8465959000 Other drilling/morticing machines, notelectrically operated	4.268	41.947	13.785	435.381
8465961000 Splitting, slicing/paring machines,electrically operated	181.704	271.347	5.520.885	7.012.400
8465962000 Splitting, slicing/paring machines,not electrically operated	173	173	13.067	13.067
8465993000 Lathes, electrically operated	18.658	39.784	68.693	116.913
8465994000 Lathes, not electrically operated	0	1.033	0	1.157
8465995000 Oth mach for deburring surfaces of PCB/PWB's, for scoring laminati presses	0	7.492	0	67.276
8465996000 Other mach-tools for nailing,stapling,glueing/otherwise assemb,electric	24.140	335.168	90.375	856.003
8465999000 Other mach-tools for nailing,stapling,glueing/otherwise assemb,not electric	48.610	233.533	262.300	2.805.783
8466101000 Tool hold.self-open dieheads for 8456.908460.31,8465.91,8465.92,8465.95,846:	8.030	14.002	391.421	903.718
8466109000 Other tool holders & self-openingdieheads	24.868	205.374	424.281	2.760.377
8466201000 Work holders for sub 8456.99, 8460.31,8465.91, 8465.92, 8465.95, 8465.99	94	9.047	1.719	136.813
8466209000 Work holders for other machine	7.719	66.422	155.065	1.292.007
8466301000 Dividing head,special attach for 8456.908460.31,8465.91,8465.92,8465.95&846	11	10.855	1.281	131.780
8466309000 Dividing heads & other specialattachments for oth machine-tools	6.710	36.069	205.785	955.069
8466910000 Parts&acces suitable for machine ofheading 84.64	74.089	248.870	290.396	1.175.716
8466921000 Parts&acces suitable for mach subhead8465.92.10, 8465.95.10, 8465.99.50	1.263	17.826	34.674	76.909
8466929000 Parts & acces suitable for mach ofother subheading 84.65	39.015	84.603	257.778	729.655
8466932000 Parts&acces suitable for mach subhead8456.90.10,8456.90.20,8460.31.10	1.145	3.199	23.921	85.359
8466939000 Parts&acces suitable for mach ofother headings 84.56 to 84.61	86.945	257.086	3.167.831	9.064.133
8466940000 Parts & acces suitable for machineother headings 84.62 or 84.63	82.520	507.438	1.382.822	5.547.199
8467110000 Tool for work in the hand,pneumatic,rotary type (incl rotary percussion)	10.084	20.940	416.378	819.895
8467190000 Tool for working in the hand,pneumatic,in other type	11.190	21.861	88.782	351.557
8467210000 Drills of all kinds with selfcontained electric motor	23.887	138.782	58.283	356.852
8467220000 Saws with self containedelectric motor	10.430	40.533	21.205	82.894
8467290000 Oth tool for working in the hand,with self-contained electric motor	301.007	767.615	556.652	1.586.247
8467810000 Chain saws	3.107	134.166	12.762	464.340
8467890000 Oth tool for working in the hand	224.891	336.082	1.823.003	3.088.799
8467911000 Part of chain saw,of elect-mechanic forwork in hand,self-cont. electric motor	19.263	19.798	31.470	36.600
8467919000 Part of other chain saw	21.822	112.819	108.482	486.907
8467920000 Parts of pneumatic tools	4.831	9.693	62.252	201.357
8467991000 Part of tool of subhead 8467.21, 8467.22or 8467.29	3.659	32.994	13.126	110.105
8467999000 Part of tool of oth heading 8467	38.343	251.105	171.966	551.305
8468100000 Hand-held blow pipes	2	231	92	1.482
8468201000 Hand-operated gas welding, brazing/cutting appliances for metal	3.528	17.855	239.531	349.591
8468209000 Other gas-operated machinery &apparatus	12.027	237.987	160.707	3.511.853
8468800000 Other machinery and apparatus for soldering, brazing/welding	51.869	85.001	245.873	835.607
8468901100 Parts of goods of subheading8468.10	2	1.300	550	2.312
8468901200 Parts of goods of subheading8468.20.10	5.962	29.100	79.386	188.629
8468909000 Parts of other Heading 8468	36.436	65.817	309.207	573.006
8469001000 Word-processing machines	0	12	0	9
8469009010 Automatic typewriters	80	80	125	125

**I.3. IMPOR MENURUT KOMODITI / IMPORT BY HS COMMODITY**  
**\*\*\* MARET / MARCH 2009 \*\*\***

H S Uraian Komoditi Commodity Description	Berat Bersih / Net Weight (Kg)		Nilai / Value C.I.F (US\$)	
	Bulan ini Current Month	Kumulatif Cum.Jan. to date	Bulan ini Current Month	Kumulatif Cum.Jan. to date
8469009000 Other typewrites	20.876	36.579	170.099	273.045
8470100000 Electronic calculators, cpble of operatiwithout an extrnl source electric power	31.893	242.982	137.479	4.017.728
8470210000 Electronic calculating machinesincorporating a printing device	824	8.459	3.068	47.808
8470290000 Other electronic calculating machines	12.662	23.040	93.584	196.158
8470300000 Other calculating machines	40.820	111.878	161.414	309.424
8470500000 Cash registers	18.345	33.659	1.027.176	1.272.132
8470901000 Postage-franking machines	185	185	21.790	21.790
8470902000 Accounting machines	0	393	0	3.340
8470909000 Machines for pocket-size data record, reproduc, display mach with calculat	1.433	3.127	21.450	49.007
8471301000 Handheld computer incl palmtop & PDAs	2.090	3.384	167.238	899.029
8471302000 Laptop incl notebooks	310.788	919.832	35.132.726	95.106.250
8471309000 Oth portable digital automatic dataproc mach, weigh not more than 10 kg	22.800	106.090	541.605	1.901.588
8471411000 Personal computers excl 8471.30with at least a CPU and an input/output	127.106	359.253	3.228.203	8.731.483
8471419000 Oth automatic data processing machineswith at least a CPU and an input/output	45.266	105.055	1.725.189	6.724.769
8471491000 Personal computers excl 8471.30presented in form of systems	134.526	431.233	4.716.003	14.589.477
8471499000 Oth automatic data processing machinespresented in form of systems	22.295	287.920	3.101.201	20.810.881
8471501000 Processing units for personal computerother of subhd 8471.41 or 8471.49	47.453	134.268	3.148.909	7.202.080
8471509000 Oth Processing unitsother of subhd 8471.41 or 8471.49	242.297	528.234	6.532.440	12.840.876
8471603000 Computer keyboards	128.074	335.010	556.249	1.282.975
8471604000 X-ycoordinate input devices, includingmouse, light pens, joystick, track balls	129.338	344.554	887.053	1.927.924
8471605000 Plotters whether input/output units of heading 84.71 or of heading 90.17	2.766	15.733	35.304	66.609
8471609000 Other input/output units, whether/not contain storg unitsthe same housing	361.710	858.689	3.704.357	8.359.256
8471701000 Floppy disk drives	85.049	190.047	6.697.800	13.901.856
8471702000 Hard disk drives	383.506	814.339	4.302.350	9.841.602
8471703000 Tape drives	2.487	5.708	311.638	708.014
8471704000 Optical disk drives, including cd-romdrives, dvd drives & cd-r drives	242.513	557.135	8.750.646	26.534.450
8471705000 Proprietary fmat strge device includ me-dia therefor f automat. dt proc.mach	5.435	21.820	432.486	1.512.085
8471709100 Backup management systems	4.354	25.944	860.833	2.304.077
8471709900 Other storage units ofautomatic data processing machine	20.779	80.769	2.068.877	5.142.954
8471801000 Control and adaptor units	23.436	93.992	514.492	1.656.039
8471807000 Sound card and video card	21.333	64.436	188.028	605.685
8471809000 Other units of automatic dataprocessing machines	94.629	254.458	8.063.209	21.543.630
8471901000 Bar code readers	4.448	14.394	75.930	275.795
8471902000 Optical character readers, document/image scanners	23.898	85.170	643.267	1.917.725
8471909000 Other units automatic data processingmachines	130.566	282.202	1.233.553	2.791.420
8472101000 Duplicating machines, electricallyoperated	377	13.095	2.664	93.668
8472102000 Duplicating machines, not electricallyoperated	0	540	0	1.054
8472301000 Machin for sorting/folding mail/forinserting mail in envelopes, electric	1.552	1.577	13.412	17.689
8472302000 Machin for sorting/folding mail/forinserting mail in envelopes, not elect.	0	1.125	0	1.517
8472901000 Automatic teller machines	214.719	291.438	2.761.762	4.497.079
8472902000 Electronic fingerprint identificationsystem	1.182	5.612	13.586	81.154
8472903000 Other office machines, electricallyoperated	31.119	49.411	390.730	690.984
8472909000 Other office machines, not electricallyoperated	9.443	37.465	28.584	133.385
8473101000 Printed circuit assemblies for word-processing	746	11.838	21.134	189.528
8473109000 Other parts & access of the mach of heading 84.69	3.928	17.215	102.982	817.592
8473210000 Parts & access electronic calculatingmach sub 8470.10, 8470.21/8470.29	822	2.604	17.667	76.865
8473290000 Parts & access of other machines of heading 84.70	2.765	8.208	57.815	1.181.494
8473301000 Assembled printed circuit boardsfor machines of heading 84.71	575.340	1.311.620	6.283.480	16.780.087
8473309000 Parts & access of other machines of heading 84.71	1.146.056	2.588.025	24.202.699	75.296.715
8473401100 Parts including printed circuit assembfor machines of heading 84.72	442	892	91.634	141.037
8473401900 Other parts&accessories of the machof heading 84.72, for electric operate	5.023	25.163	78.221	385.923
8473402000 Other parts&accessories of the machheading 84.72, for non electric operate	35.428	35.794	44.004	44.458
8473501100 Parts&accessories suitable for usewith mach of heading 84.71, electric	27.989	102.587	1.062.907	1.621.659
8473501900 Parts&accessories suitable for usewith mach head 84.69 & 84.72, electric	72.816	206.596	242.045	326.968
8473502000 Part&access suitable for use with machof heading 84.69-84.72, non-electric	18.000	18.582	9.600	31.711
8474101000 Sorting, screening, separating/washingmachines, electrically operated	47.375	637.772	278.907	2.413.503
8474102000 Sorting, screening, separating/washingmachines, not electrically operated	569.591	581.394	5.538.356	5.558.801
8474201100 Crushing/grinding machines forstone electrically operated	819.361	1.568.089	1.840.904	4.535.873
8474201900 Crushing/grinding mach for earth, oresoth mineral substances, electric operat	33.912	2.074.623	384.639	7.428.675
8474202100 Crushing/grinding mach for stone notelectrically operated	694	74.490	15.212	291.730
8474202900 Crushing/grinding mach for earth, oresoth mineral substances, not electric	17.476	1.034.116	135.736	4.288.150
8474311000 Concrete/mortar mixers, electricallyoperated	5.694	48.376	2.900	211.483
8474312000 Concrete/mortar mixers, notelectrically operated	299	37.629	220	31.248
8474321000 Mach for mixing mineral substances withbitumen, electrically operated	62.650	67.176	130.000	190.635
8474322000 Mach for mixing mineral substances withbitumen, not electrically operated	0	14.891	0	77.035
8474391000 Other mixing/kneading machineselectrically operated	43.527	96.378	402.137	1.687.092
8474392000 Other mixing/kneading machines notelectrically operated	0	1.743	0	23.164
8474801000 Mach for agglomerating, shaping/mauldsoild mineral fuels, electric operat	48.181	281.227	1.573.734	4.329.564
8474802000 Mach for agglomerating, shaping/mouldsolid mineral fuels, not elect. operat	1.018	29.877	1.130	115.341
8474901000 Parts of mach for heading 8474.10 to8474.80 of electric operated machines	850.748	3.392.952	5.360.705	19.829.753
8474902000 Parts of mach for heading 8474.10 to8474.80 of not electric operat mach	56.003	436.691	716.525	2.317.551
8475101000 Mach for assembl electric/electronicclamps tubes/valves, electric operat	6.744	34.026	436.593	878.876
8475102000 Mach for assembl electric/electronicclamps tubes/valves, not elect. operated	9.316	9.363	86.987	89.777

**I.3. IMPOR MENURUT KOMODITI / IMPORT BY HS COMMODITY**  
**\*\*\* MARET / MARCH 2009 \*\*\***

H S Uraian Komoditi Commodity Description	Berat Bersih / Net Weight (Kg)		Nilai / Value C.I.F (US\$)	
	Bulan ini Current Month	Kumulatif Cum.Jan. to date	Bulan ini Current Month	Kumulatif Cum.Jan. to date
8475210000 Machines for making optical fibresand preforms thereof	0	6.327	0	181.483
8475290000 Other machines for manufacturing/hot working glass/glassware	20.031	45.980	377.200	791.173
8475901000 Parts of machine for heading 8475.10to 8475.29 of electric operated machin	18.148	239.562	1.729.517	8.511.440
8475902000 Parts of machine for heading 8475.10to8475.29 of not elect. operated mach	216	17.369	10.456	30.903
8476290000 Other automatic beverage-vendingmachines	6.054	88.460	60.796	617.390
8476890000 Other automatic goods-vendingmachines	32.272	73.026	136.086	529.796
8476901000 Parts of automatic goods-vend machincorpor heating/refriger,elect.operat	139.677	319.302	1.136.323	4.050.389
8476909000 Parts of automatic goods-vendingmach	45.611	114.399	448.461	1.073.931
8477101000 Injection-moulding machines formoulding rubber	223.360	797.113	1.282.261	6.632.510
8477103100 P.v.c. injection moulding machine	403.893	716.014	3.354.552	4.484.068
8477103900 Other injection-moulding machinesfor moulding plastics	49.063	157.069	290.395	627.006
8477201000 Extruders for extruding rubber	28.563	59.365	721.841	772.816
8477202000 Extruders for extruding plastics	79.142	1.195.590	459.940	45.033.532
8477300000 Blow moulding machines	104.338	311.076	1.505.625	4.713.226
8477401000 Vacuum moulding & other thermo formingfor moulding/forming rubber	49.290	411.768	659.691	1.920.232
8477402000 Vacuum moulding & other thermo formingfor moulding/forming plastics	90.499	222.289	1.532.118	3.551.084
8477510000 Mach for mould/retread pneunt tyres,for moulding/othwise forming inner tub	223.778	525.396	2.233.130	4.844.347
8477591000 Other machine for moulding/otherwise-forming for rubber	48.325	193.764	680.247	1.772.752
8477592000 Other machine for moulding/otherwise-forming for plastics	7.705	82.121	3.936	205.497
8477801000 Other machinery for rubber,electrically operated	174.765	1.186.933	2.417.912	11.413.323
8477802000 Other mach for rubber,not electricallyoperated	30.199	207.969	143.136	1.584.358
8477803100 Lamination presses for the manufactrof PCB/PWBs	18.620	48.743	55.318	161.589
8477803900 Other machinery for plastics,electrically operated	211	25.376	2.301	318.567
8477804000 Other machinery for plastics, notelectrically operated	1.532	21.266	44.682	250.255
8477901000 Parts of electrically operatd mach forworking rubber/products from rubber	104.904	376.638	1.286.989	7.058.757
8477902000 Part of nonelectric opratd mach forworking rubb/fr the manuf product rubb	38.746	139.178	598.579	2.510.421
8477903200 Pars of lamination presses fr themanuf of PCB/PWBs	58	147	18.035	28.732
8477903900 Oth parts not in 8477.90.31-32	10.227	53.254	118.931	814.307
8477904000 Part of non elect.mach fr workig plast/manuf of prodct frm plastic material	20.697	117.178	151.594	1.018.504
8478101000 Machinery for preparing/making uptobacco, electrically operated	84.854	462.337	3.691.133	14.118.573
8478102000 Machinery for preparing/making uptobacco, not electrically operated	0	375	0	1.000
8478901000 Part of cigar/cigarette electricallyoperated mach	105.555	212.290	4.072.752	6.385.113
8478902000 Part of cigar/cigarette,nonelectrically operated mach	2.314	4.423	25.761	99.007
8479101000 Machinery fr public works,building/thelike electrically operated	6.207	140.976	51.622	294.516
8479102000 Machinery fr public works,building/thelike not electrically operated	6	8.310	1.232	93.158
8479201100 Machinery for making palm oilelectrically operated	1.049.305	2.476.733	8.495.784	19.106.678
8479201900 Machinery for preparing palm oilelectrically operated	818.020	1.218.985	1.862.392	3.983.515
8479202100 Machinery for making palm oil notelectrically operated	15.876	72.050	62.428	1.216.485
8479202900 Machinery forpreparing palm oil notelectrically operated	9.389	18.620	400.465	463.002
8479301000 Presses for the manufacture ofparticle board electrically operated	106.295	153.616	93.616	310.460
8479302000 Presses for the manufacture ofparticle board not electrically operptd	0	6.242	0	8.890
8479401000 Rope/cable making mach,electrically operated	897	167.641	27.868	1.207.238
8479402000 Rope/cable making mach, notelectrically operated	0	7.181	0	49.555
8479500000 Industrial robots, not elsewherespecified/included	2.794	21.912	117.743	747.501
8479600000 Evaporative air coolers	30.636	133.342	241.956	808.830
8479811000 Oth mach&mechanical appliance fortreating metal,electrically operated	156.723	619.251	3.557.165	12.369.473
8479812000 Oth mach&mechanical appliance fortreating mtl,nonelectrically operated	33	74.996	192	404.576
8479821000 Mixing,kneading,crush,grind,screen, &otherwise machine,electrically operated	165.456	1.141.172	808.345	7.511.546
8479822000 Mixing,kneading,crush,grind,screen, &otherwise machine,not elect operated	19.702	110.551	382.508	1.324.950
8479892000 Chemical vapour deposition app forflat panel display production	8.002	66.487	305.360	2.700.552
8479893000 Oth apparatus, electrically operated	114.212	474.523	3.108.418	10.535.087
8479894000 Oth apparatus,nonelectrically operated	77.487	220.645	1.691.704	4.856.694
8479902000 Part of goods of subheading8479.89.20	3.249	12.127	204.517	1.065.744
8479903000 Part of oth electrically operatedmachines	366.215	701.259	3.782.526	7.678.799
8479904000 Part of nonelectrically operatedmachines	76.098	154.043	1.221.551	3.079.579
8480100000 Moulding boxes for metal foundry	27.066	185.960	193.496	1.167.498
8480200000 Mould bases	104.381	402.622	572.440	2.584.089
8480301000 Moulding patterns, of copper	6.082	7.528	4.000	28.250
8480309000 Moulding patterns, of other material	137.773	551.394	2.018.808	5.724.011
8480410000 Moulds for metal/metal carbidesinjection/compression types	8.328	32.189	188.088	379.262
8480490000 Moulds for metal/metal carbides notinjection/compression types	40.516	230.001	1.012.636	3.961.682
8480500000 Moulds for glass	16.665	42.818	430.952	1.143.144
8480600000 Moulds for mineral materials	135.112	376.120	841.311	2.271.800
8480710000 Moulds for rubber,plastics, injection/compression type	411.404	1.471.347	8.156.300	24.960.488
8480790000 Mould for rubber,plastics, not injection, compression type	46.190	178.474	1.093.813	5.018.961
8481101100 Pres-reduce valve,iron/steel,manualoperate sluice,5 cm <=int dia <40cm	20.747	74.762	367.096	1.510.871
8481101900 Pres-reduce valve,iron/steel,automaticoperate sluice,5 cm <=int dia <40cm	197.308	802.886	2.928.111	7.146.192
8481102000 Pressure-reducing valves of copper/copper alloys	12.849	40.896	155.159	441.842
8481109000 Pressure-reducing valves not of iron/steel,not of oth metal,not of plastics	101.497	966.417	1.202.831	12.206.833
8481201000 Valve for pneumatic tran,manual operatesluice, 5 cm <=internal diameter<40cm	4.884	23.845	94.489	409.527
8481209000 Valves not of iron/steel, not of othmetal,not of plastics	109.529	274.160	1.171.791	3.117.423
8481301000 Cast iron valve of swing check-valvetype,40 <=inlets internal diamtr<600 mm	12.632	102.248	121.624	1.004.877
8481302000 Check (nonreturn) valve,copper/copperalloy, internal diameter < 25 mm	119	3.129	26.460	58.063

**I.3. IMPOR MENURUT KOMODITI / IMPORT BY HS COMMODITY**  
**\*\*\* MARET / MARCH 2009 \*\*\***

H S Uraian Komoditi Commodity Description	Berat Bersih / Net Weight (Kg)		Nilai / Value C.I.F (US\$)	
	Bulan ini	Kumulatif	Bulan ini	Kumulatif
	Current Month	Cum. Jan. to date	Current Month	Cum. Jan. to date
8481309000 Other check (nonreturn) valve	264.434	942.531	3.115.975	11.768.014
8481401000 Safety/relief valves of iron/steel	18.692	195.087	193.668	1.261.790
8481409000 Oth safety/relief valves	859.664	1.236.443	6.931.026	13.657.484
8481801100 Valves fr inner tube of copper/copperalloys	98.609	225.899	790.920	1.926.456
8481801200 Valves for inner tubesof oth materials	11.094	18.693	50.467	98.335
8481801300 Valves for tubeless tyres of copper/copper alloys	50	67	480	662
8481801400 Valves for tubeless tyres of othmaterials	3.069	9.216	130.877	259.823
8481802100 Lpg cylinder valves having inlet &outlet internal diameters<=2.5cm	155.998	769.853	996.065	3.997.044
8481802200 Lpg cylinder valves having inlet &outlet internal diameters>2.5cm	4.362	11.518	9.010	33.255
8481803000 Cocks/valves,whether/not fitted withpiezo electric igniters for gas stove	114.169	377.770	662.390	2.029.284
8481804100 Soda water bottle valve,gas operat,of plastic, 1 cm < intern dia <= 2,5cm	461	461	3.168	3.168
8481804900 Oth soda water bottle valves;gas operatebeer dispensing units	8.124	417.612	173.790	1.057.701
8481805100 Mixing tapes and valves,of plastic,1 cm < internal diameter <= 2,5cm	22.642	47.679	39.728	56.270
8481805900 Others mixing tapes and valves	54.884	325.661	81.589	714.077
8481806100 Water pipeline valve,manual operatesluice,5cm<inlet/outlet int diamtr>=40cm	36.999	78.570	38.788	112.963
8481806200 Cast iron gate valve,inlet diamtr>=4cm &cast iron butterfly valve,inlet dia>=8cm	37.789	156.886	341.263	1.287.949
8481806300 Cast iron gate valve,inlet diamtr<4cm &cast iron butterfly valve,inlet dia <8cm	194.959	761.438	1.187.981	4.267.085
8481806500 Other hog nipple waterers	1.513	3.651	9.601	43.304
8481806600 Nipple joint valves,of plastics, 1 cm<=internal diameter < 2,5 cm	807	978	1.652	1.903
8481806700 Other nipple joint valves	39.910	62.250	259.778	424.862
8481807100 Ball valves,of plastics, 1 cm <=internaldiameter < 2,5 cm	6.450	65.469	60.651	981.857
8481807200 Other ball valves	274.174	1.260.656	3.708.383	19.128.710
8481807300 Gate valve,manual operate,of iron/steel,5cm<=inlet/outlet internal diamtr<40cm	114.612	503.659	376.177	2.419.273
8481807400 Gate valve,manual operate,of iron/steel,inlet/outlet internal diamtr < 40cm	402.555	435.137	2.100.669	3.057.886
8481807500 Manifold valves of plastics, 1 cm <=internal diameter < 2,5 cm	246	276	2.508	43.220
8481807600 Other manifold valves	65.882	221.446	890.170	2.268.493
8481808100 Pneumatic control valve,of plastics,1 cm <=internal diameter < 2,5 cm	78	3.521	3.226	1.465.226
8481808200 Other pneumatic controlled valve	1.074	29.071	134.327	522.764
8481808300 Oth valve of plastic,inlet diamtr>=1cm,outlet diamtr <= 2,5 cm	236	520	36.384	37.192
8481808400 Oth valve of plastic,inlet diamtr>=1cm,outlet diamtr > 2,5 cm	105	375	11.750	33.441
8481808500 Oth valve of plastic,with other size ofinlet/outlet diameter	45.278	154.727	317.319	1.900.511
8481808600 Other valve of stainless steel/nickle,manual operate,weighting < 3 kg	12.941	102.860	111.070	622.958
8481809100 Ball valves	19.435	96.909	101.786	840.897
8481809900 Other valves and similar appliances forpipes	643.198	1.579.832	8.878.713	34.983.282
8481901000 Parts of housing for sluice/gate valves	5.928	11.649	96.683	361.083
8481902100 Bodies, for water taps	298	11.394	4.496	50.888
8481902300 Others bodies for taps, cocks, valves,and similar appliances	20.771	76.392	44.626	533.001
8481902900 Others parts for taps, cocks, valves, &similar appliance of int. dimtr =< 25mm	33.486	215.283	643.100	2.882.647
8481903000 Valve bodies/stems of inner tube/tubeless tyres valves	63.914	133.927	575.381	1.245.589
8481904000 Valve cores of inner tube valves/tubeless tyres valves	131	138	517	1.103
8481909000 Others parts for taps, cocks, valves,and similar appliances	1.051.264	1.300.021	14.437.634	18.335.074
8482100000 Ball bearings	782.140	2.236.911	7.633.975	24.708.909
8482200000 Tapered roller bearings,includingcone&tapered roller assemblies	104.217	276.605	1.875.894	4.742.451
8482300000 Spherical roller bearings	127.820	346.783	585.933	1.858.437
8482400000 Needle roller bearings	23.059	66.912	514.023	1.688.749
8482500000 Oth cylindrical roller bearings	102.592	265.059	1.311.237	3.948.670
8482800000 Oth,including combined ball/rollerbearings	554.321	1.745.297	3.899.974	12.046.915
8482910000 Balls, needles and rollers	106.013	239.325	425.010	2.116.872
8482990000 Other parts of ball and roller bearings	274.292	890.323	1.740.503	5.983.358
8483101000 Transmission shafts for earth movingmachinery	23.232	123.463	446.024	1.803.220
8483102100 Transmissi shafts for enginesf veniclehead 87.01exc 8701.10/8701.90	25.261	32.606	200.061	350.191
8483102200 Transmission shafts for engines ofvehicles of subhead 8701.10/8701.90	199	915	19.478	23.297
8483102300 Transmission shafts for engines ofvehicles of heading 87.11	134.773	615.438	3.166.942	11.879.701
8483102400 Transmission shafts for engines ofoth vehicles of chapter 87	1.938.697	3.685.339	8.203.656	23.347.139
8483103100 Transmission shafts for marine propul-sion engines of an output<=22.38 kw	194	451	4.661	5.421
8483103900 Transmission shafts for marine propul-sion engines of an output>22.38 kw	31.143	120.656	572.075	1.988.104
8483109000 Oth transmission shafts	271.857	1.107.221	3.632.727	16.266.568
8483201000 Bearing housing incorporating forearth moving machinery	39.820	92.843	117.089	290.823
8483209000 Bearing housing incorporating not forearth moving machinery&motor vehicle	107.993	191.952	393.462	1.774.794
8483301000 Bearing housing not incorporating forearth moving machinery	13.784	79.142	197.279	981.502
8483309000 Bearing housing not incorporat not forearth moving machinery&motor vehicle	304.337	834.800	1.684.916	4.833.818
8483401100 Gear&gearing for engines of vehiclesof head 87.01exc subhead 8701.10/90	33.072	148.746	353.450	1.741.988
8483401300 Gear&gearing for engines of vehiclesof heading 87.11	151.962	515.857	3.007.559	10.162.340
8483401400 Gear&gearing for engines of othvehicles of chapter 87	657.003	1.322.284	4.149.538	14.388.017
8483402100 Gear&gearing for marine propulsionengines of an output<=22.38 kw	13.538	36.650	184.306	388.085
8483402900 Gear&gearing for marine propulsionengines of an output>22.38 kw	172.523	665.699	1.737.778	7.501.904
8483403000 Gear&gearing for the engines of earthmoving machinery	53.474	155.890	954.652	2.624.121
8483409000 Gears and gearing for oth engines	832.057	1.939.052	5.307.072	21.014.163
8483500000 Flywheels&pulleys,including pulleyblocks	682.649	1.269.951	4.207.744	8.516.790
8483600000 Clutches&shaft couplings(includinguniversal joint)	421.152	1.199.630	4.767.941	14.628.935
8483901100 Parts of 8783.10 for pedestrian controlltractors of subheading 8701.10	37.048	82.247	55.923	340.459
8483901300 Parts of 8783.10 for oth tractors ofheading 87.01	5.302	23.054	106.498	654.429
8483901400 Parts of 8783.10 for goods of heading87.11	9.132	91.189	210.300	982.895

**I.3. IMPOR MENURUT KOMODITI / IMPORT BY HS COMMODITY**  
**\*\*\* MARET / MARCH 2009 \*\*\***

H S Uraian Komoditi Commodity Description	Berat Bersih / Net Weight (Kg)		Nilai / Value C.I.F (US\$)	
	Bulan ini Current Month	Kumulatif Cum. Jan. to date	Bulan ini Current Month	Kumulatif Cum. Jan. to date
8483901500 Parts of 8783.10 for oth goods ofchapter 87	19.836	73.981	200.721	1.135.034
8483901900 Parts of 8783.10 for oth	19.808	109.716	153.552	1.475.871
8483909100 Oth toothed wheels for pedestriancontrolled tractors of subhead8701.10	0	787	0	12.464
8483909300 Oth toothed wheels for oth tractors ofheading 87.01	37	39	2.105	2.136
8483909400 Oth toothed wheels for goods ofheading 87.11	74.198	209.962	692.929	2.233.016
8483909500 Oth toothed wheels for oth goods ofchapter 87	164.346	297.914	910.551	3.020.211
8483909900 Oth toothed wheels for others	151.743	411.959	671.260	2.484.148
8484100000 Gaskets&similar joint metal sheetingcomb with oth material/2 more laysr	341.535	670.286	3.973.848	8.684.322
8484200000 Mechanical seal	35.373	114.924	1.073.799	2.644.043
8484900000 Sets/assortments of gaskets&similarjoints	137.337	399.942	2.046.891	7.462.972
8486101000 Apparatus for rapid heating ofsemiconductor wafers	0	31	0	713
8486102000 Spin dryers for semiconductor waferprocessing	316	874	9.508	12.400
8486103000 Machines for produc semiconduntor waferby removal of material,laser/photon be	8	12	6.355	9.369
8486105000 Grinding, polishing,lapping machines forproces. of semiconductor wafers	66.368	66.738	524.953	535.279
8486106000 Apparatus for growing/pullingmonocrystal semiconductor boules	7	176	510	12.556
8486109000 Oth machines&apparatus for the manufactof boules/wafers	383	449	12.717	15.649
8486201100 Chemical vapour deposition app. forseiconductor production	16.793	16.799	55.101	55.426
8486201200 Epitaxial deposition mach., spinners forcoating photograph emulsi on semicondu	2.700	2.700	207.874	207.874
8486201300 Physical deposition app. by sputteringon semicond wafer, for semicond product	0	58	0	1.512
8486201900 Other film formation equipment	0	4	0	551
8486203100 Deflash mach, spraying appliance foretching,stripping,cleaning semicon wafer	0	816	0	41.256
8486203300 App for wet etching, developing,stripping,cleaning semiconductor wafers	61	61	1.436	1.436
8486203900 Other etching and stripping equipment	42	2.465	4.565	129.128
8486204900 Other lithography equipment	15	43	228	1.096
8486205100 Dicing machines for scribing/scoringsemiconductor wafers	1.257	1.272	741	2.091
8486205900 Other equipment for developing exposedwafers	61	61	3.532	3.532
8486209100 Lasercutters for cut contact. tracks insemiconductor production by laser beam	0	4.251	0	117.779
8486209200 Mach. for bend, fold and straighteningsemiconductor leads	0	3.698	0	75.370
8486209400 Inductance/dielectric furnace, oven forthe manufact of semicon device/on wafer	0	71	0	7.915
8486209900 Other mach. & apprts for the mnfact ofsemicon. devices/of elect integ. circuit	222	4.548	22.853	38.572
8486301000 App. for dry etch pattern on flat paneldisplay substrates	1.800	3.215	14.445	36.797
8486309000 Othetr mach. and app. for the manufactof flat panel displays	466	522	77.438	126.358
8486401000 Focused ion beam milling mach to prodce,repair mask,reticle for pattern s-device	1	1	17	17
8486402000 Die attach app, auto-tape/wire bonders,auto-mach.trans/handle/storage,wafer bc	888	14.893	99.259	180.435
8486403000 Moulds for manufact. of semiconductordevices	1.897	10.109	12.501	70.335
8486405000 Photomicrographic microscope with equipdesign to handle of s-wafer/recticle	0	2	0	166
8486406000 Electron beam microscopes with equipdesign to handle of s-wafer/recticle	1	1	102	102
8486409000 Other machines and apparatus specifiedin note 9(c) to this chapter	4	20	240	1.418
8486901100 Parts and accessories of app for rapidheating of semiconductor wafer	1.709	1.950	27.566	48.436
8486901200 Parts & accessories of spin dryers forseiconductor wafer prosesing	4	7	144	169
8486901300 Parts&accessories of mach. for prod.semicon wafers by removal/laser/photon be	113	862	3.577	32.987
8486901400 Tool holders&self-open diehead, of machfor sawing s-boul to slice/wafer to chip	103	209	1.253	13.617
8486901500 Oth parts, access.of mach. for sawingm-crystal s-boule to slice/wafer to chip	899	3.219	45.734	128.597
8486901600 Parts & access.of grind, polish, lapmach for processing of semicon. wafers	518	554	12.168	15.241
8486901900 Oth parts, access.of mach. and app.for the manufact. of boules/wafers	699	762	1.201	7.688
8486902200 Parts & access. of epitaxial depo. mach,spinner for coat photo. emuls on s-wafer	4.733	4.734	9.600	9.607
8486902500 Oth parts & access. of spray for etch,strip,clean,dev s-wafer,dry-etch pattern	124.850	294.738	200.071	586.927
8486902600 Tool holder/self-open diehead,of dicingmach laser cutters,fold,strictn s-lead	13	84	195	5.791
8486902700 Other part and accessories of dicingmach laser cutters,fold,strictn s-lead	416	876	22.877	102.187
8486902800 Part & access of resist heated, induct,dielectric furnaces/oven mnfact s-wafer	250	250	36	36
8486903100 Part & access of app for dry etchingpattern of flat panel display substrates	0	2	0	201
8486903200 Tool holder/self-open dieheads,of app.wet etch patterns on flat panel display	90	90	212	212
8486903300 Oth. part&access of app for wet etchingdevelope, strip/clean flat panel display	571	785	5.280	15.327
8486903900 Oth part & access of mach and apparatusfor the manufact. of flat panel displays	4	4	2.036	2.036
8486904200 Part&acces of die attach app, auto-tape/wire bonder, encapsul equip for assemb	1.440	9.607	126.555	191.259
8486904300 Part&acces of auto-mach transport, handlstorage of s-conductors, wafer casse/b	29	29	681	681
8486904400 Part&acc of optic stereoscop microscopewith equip to hndle/tran of s-wafer/rtrl	70	70	37.646	37.646
8486904900 Part and acces of other mach & appspecified in note 9(c) to this chapter	1.109	10.431	28.173	97.603
8487100000 Ships/boats propellers and blades	175.689	826.005	2.269.144	6.202.251
8487900010 Oil seal rings	88.123	247.671	870.574	2.315.771
8487900090 Oth mach. parts, not cont. electric con-nect,insulator,coil, oth elec.features	68.622	462.957	1.721.619	4.987.435
8501101100 Stepper dc motors of an output =<37.5w	26.430	70.020	1.009.733	2.292.879
8501101200 Spindle dc motors of an output =<37.5w	27.061	51.949	1.138.533	1.871.068
8501101900 Others dc motors of an output =<37.5w	125.464	404.762	1.302.303	3.448.603
8501109100 Stepper universal (AC/DC) motors ofan output =<37.5w	948	7.920	86.282	325.634
8501109200 Spindle universal (AC/DC) motors ofan output =<37.5w	4.162	30.917	259.048	1.933.004
8501109900 Others universal (AC/DC) motors ofan output =<37.5w	209.475	481.339	1.845.496	5.073.869
8501201100 Universal (AC/DC) motors ofan output >746 w and < 1 kw	0	66	0	2.614
8501201900 Universal (AC/DC) motors ofan output >37.5 w and <= 746 w	146.734	384.902	547.559	961.669
8501202000 Universal (AC/DC) motors ofan output>1 kw	14.453	60.577	64.094	367.783
8501311000 Dc motors an output =< 750 w	125.557	338.435	803.504	3.351.135
8501312000 Dc generators an output =< 750 w	176.809	297.163	2.781.629	3.262.598
8501320000 Dc motors/dc generator an output > 750wand <= 75 kw	215.392	617.612	315.073	881.549



I.3. IMPOR MENURUT KOMODITI / IMPORT BY HS COMMODITY

\*\*\* MARET / MARCH 2009 \*\*\*

H S Uraian Komoditi Commodity Description	Berat Bersih / Net Weight (Kg)		Nilai / Value C.I.F (US\$)	
	Bulan ini	Kumulatif	Bulan ini	Kumulatif
	Current Month	Cum. Jan. to date	Current Month	Cum. Jan. to date
8501330000 Dc motors/dc generator an output >75 kw and <= 375 kw	29.674	82.403	91.229	409.873
8501340000 Dc motors/dc generator an output > 375kw	26.026	34.156	237.959	412.182
8501401000 Oth AC motors, single-phase of an output <=1kw	52.878	224.512	135.727	744.331
8501402000 Oth AC motors, single-phase of an output >1kw	115.281	460.891	284.384	978.589
8501510000 Oth AC motors, multi-phase of an output <=750 w	198.792	566.886	806.325	2.635.729
8501521000 Oth AC motors, multi-phase of an output> 750w and <=1kw	48.818	165.072	245.433	772.917
8501522000 Oth AC motors, multi-phase of an output> 1 kw and <= 37.5 kw	279.951	1.024.388	845.572	2.924.507
8501523000 Oth AC motors, multi-phase of an output> 37.5 kw and <= 750 kw	96.322	423.137	976.102	1.957.606
8501530000 Oth AC motors,multi-phase of an output >75kw	98.088	383.297	721.510	2.597.123
8501611000 AC generator of an output <=12.5 kva	99.885	384.161	151.736	498.453
8501612000 AC generator of an output > 12.5 kva & <=75kva	599.780	852.481	1.685.520	3.588.823
8501621000 AC generator of an output > 75 kva & <= 150 kva	8.615	79.920	20.623	136.533
8501629000 AC generator of an output > 150 kva & <= 375 kva	5.541	53.413	19.145	86.284
8501630000 AC generator of an output > 375 kva & <=750kva	382.223	533.776	12.965.608	13.661.217
8501640000 AC generator of an output > 750 kva	9.479	499.095	80.613	13.977.325
8502110000 Generat sets with compression ignitioninter combus piston output <=75 kva	591.973	1.320.230	2.702.410	5.641.381
8502121000 Generating sets with spark-ignit interncombust pist output >75kva & <=125kva	850.801	904.020	946.516	1.316.684
8502129000 Generating sets with spark-ignit interncombust pist output >125kva & <=375kva	130.937	441.152	541.474	1.767.949
8502131000 Generating sets with spark-ignit interncombust pist output > 12500 kva	54.396	1.639.749	736.666	51.222.521
8502139000 Generating sets with spark-ignit interncombust pist output >375kva & <=12500 kva	450.784	1.320.555	4.704.501	15.459.467
8502201000 Generating sets with spark-ignit interncombust piston output <=75 kva	350.604	1.046.892	474.609	1.358.449
8502202000 Generating sets with spark-ignit interncombust piston output >75kva & <=100kva	46.740	165.083	58.452	190.638
8502203000 Generat sets with spark-ignition intrncombust piston outp>100kva & <=10000kva	163.779	630.857	4.933.624	17.592.742
8502204100 Generating sets with spark-ignit interncombust piston output >12500 kva	11.500	31.000	118.266	356.990
8502204900 Generating sets with spark-ignit interncombust piston output>10000kva & <=12500kva	89.915	204.481	137.497	521.987
8502311000 Oth generating sets wind-poweredof an output <=10,000 kva	183	183	589	589
8502391000 Oth generating sets not wind-poweredof an output <=10 kva	53.899	136.719	109.243	277.861
8502392000 Oth generating sets not wind-poweredof an 10 kva<output<=10,000 kva	2.274	138.671	3.300	2.164.659
8502393900 Oth generating sets not wind-powered ofan output > 10,000 kva & <=12,500 kva	105.185	195.840	2.076.369	3.197.780
8502400000 Electric rotary converters	319	14.020	26.116	203.262
8503001100 Stators for ceiling fans for generatorsof an output <= 10000 kw	73.267	114.849	1.266.964	2.447.551
8503001200 Parts of motors for generators ofan output <=1.5 kw & >75kw	11.730	24.031	29.030	186.808
8503001300 Parts of motors for generators ofan output >1.5 kw & <=75kw	2.044	16.061	7.828	104.501
8503009000 Parts of motors for generators ofan output >75 kw & <= 10000 kw	853.975	2.781.574	9.075.598	34.306.773
8504100000 Ballasts, for discharge lamps/tubes	127.865	735.112	796.141	4.069.448
8504211000 Step-voltage regulators;instrumenttransformer with a power handl cap<=5kva	5.454	101.009	94.548	280.478
8504219100 Liquid dielect transformer with handlingcap>5kva & <=10kva, side voltage>=66 k	20.431	24.333	203.336	327.593
8504219900 Liquid dielect transformer with handlingcap>5kva & <=10kva, side voltage <66 k	25.650	94.679	250.678	674.924
8504221100 Step-voltage regulator, side voltage>=66kv & handling cap>650kva & <=10000kv	29	79	5.016	8.111
8504221900 Step-voltage regulator of a high sidevoltage of <66,000 volts	33.950	45.630	200.921	326.339
8504229100 Liquid dielect transformer, side voltage>=66 kv, handl cap >650 kva & <=10000k	0	6	0	2.540
8504229900 Liquid dielect transformer, side voltage< 66 kv, handl cap >650 kva & <=10000kv	15.948	77.375	73.365	524.037
8504231000 Liquid dielectric transformers, powerhandl cap > 10000kva & <= 15000kva	13	1.595	1.139	13.026
8504232100 Liquid dielectric transformers, powerhandl cap > 15000kva & <= 20000kva	99	99	339	339
8504232900 Liquid dielectric transformers, powerhandl cap > 20000kva	20.899	913.578	140.808	11.573.951
8504311000 Instrum. potential transformer, powerhandling capacity <= 1 kva	11.772	23.851	192.230	425.428
8504312000 Instrum. current transformer with powerhandling capacity <= 1 kva	149.407	282.847	2.061.622	3.663.949
8504313000 Flyback transformer, power handlingcapacity < 1 kva	53.333	110.108	349.399	762.918
8504314000 Intermediate frequency transformer,power handling capacity <= 1 kva	4.189	21.015	161.161	512.039
8504315000 Step up/down transformer,slide regulatorhandling capacity <= 1 kva	83.394	271.978	328.379	2.296.570
8504319000 Oth transformer having power handlingcapacity <= 1kva	84.565	396.765	1.417.916	9.128.294
8504321100 Matching transformers, power handlingcapacity > 1 kva and <= 5 kva	8.949	14.078	108.536	202.607
8504321900 Oth instrument transformator, powerhandling capacity > 1 kva and <= 5 kva	20.608	21.534	104.247	109.878
8504322000 Instrment used with toys,scale modelsor similar recreational models	0	5.201	0	13.945
8504323000 Oth transformer, high frequency, powerhandling capacity > 1 kva and <= 5 kva	2.887	2.887	49.648	49.648
8504324100 Matching transformers, power handlingcapacity > 5 kva and <= 10 kva	624	1.031	2.814	11.177
8504324900 Oth instrument transformator, powercapacity > 5 kva and <= 10 kva	16	172	232	1.534
8504325100 Matching transformers, power handlingcapacity > 10 kva and <= 16 kva	0	153	0	3.453
8504325900 Oth instrument transformator, powercapacity > 10 kva and <= 16 kva	1.040	27.646	10.072	243.079
8504331100 Matching transform.side voltage >= 66kv& power cap. > 16 kva and <= 500 kva	978	3.097	66.513	85.351
8504331900 Oth instrum transform.side voltage>=66kv& power cap. > 16 kva and <= 500 kva	476	2.006	28.215	65.252
8504339100 Matching transform. side voltage < 66kv& power cap. > 16 kva and <= 500 kva	186	782	5.970	21.041
8504339900 Oth instrum transform. side voltage<66kv& power cap. > 16 kva and <= 500 kva	20.579	180.236	437.628	1.281.357
8504341100 Matching transform.side voltage >=66kv &power cap >10000 kva & <=15000 kva	1.102	1.332	20.529	24.964
8504341200 Oth instrum transform.side voltage>=66kvpower cap >10000 kva & <=15000 kva	2.366	24.455	9.847	268.549
8504341400 Oth instrum transform. side voltage<66kvpower cap >10000 kva & <=15000 kva	33	62.394	80	1.077.155
8504342900 Oth instrument transform. with powerhandling capacity >15000 kva	18.920	280.517	396.996	3.042.060
8504401100 Uninterrupted power supplies (ups)	560.082	1.489.101	4.553.948	10.916.790
8504401900 Other static converter for automaticdata processing machines	130.391	312.417	8.014.950	22.519.306
8504402000 Battery chargers having a rating>100 kva	6.070	53.028	39.788	395.828
8504403000 Other rectifiers	24.933	145.185	559.442	3.853.176
8504404000 Inverters	24.181	80.888	372.759	1.360.634
8504409000 Other static converter	254.541	819.873	2.105.875	8.878.776

**I.3. IMPOR MENURUT KOMODITI / IMPORT BY HS COMMODITY**  
**\*\*\* MARET / MARCH 2009 \*\*\***

H S Uraian Komoditi Commodity Description	Berat Bersih / Net Weight (Kg)		Nilai / Value C.I.F (US\$)	
	Bulan ini Current Month	Kumulatif Cum.Jan. to date	Bulan ini Current Month	Kumulatif Cum.Jan. to date
8504501000 Inductors for power supply for automaticdata process mach&unit thrf,telecom apj	20.892	107.181	6.124.370	8.095.114
8504502000 Chip type fixed inductors	12.162	25.906	508.965	1.088.792
8504509100 Other inductors, with power handlingcapacity > 2500 kva and <= 10000 kva	6.342	22.944	666.113	1.630.481
8504509200 Other inductors having a power handlingcapacity > 10000 kva	3.021	11.620	73.064	309.298
8504901000 Parts of goods of subheading 8504.10	248	4.392	16.079	90.832
8504902000 Parts of printed circuit assmb good sub8504.40.11,8504.40.19,8504.50.11	1.123	1.775	11.130	19.803
8504903100 Radiator panel,flat tube radiator assembfor distrib&power transformer <=10000k	13.431	45.320	68.933	319.047
8504903900 Oth part of electrical transformers ofa capacity <= 10,000 kva	113.021	265.216	869.394	1.983.311
8504904100 Radiator panel,flat tube radiator assembfor distrib&power transformer >10000 kv	1.500	2.100	84.933	92.203
8504904900 Oth part of electrical transformers ofa capacity > 10,000 kva	19.532	33.139	3.201.526	3.237.166
8504905000 Other, for inductors of capacity<= 2500 kva	1.410	4.349	38.567	161.660
8504906000 Other, for inductors of capacity> 2500 kva	121	165	2.200	5.437
8504909000 Parts of goods of heading 8504 oth thansubheading 8504.10.	100.067	426.441	946.635	4.432.143
8505110000 Permanent magnet of metal	46.425	128.418	323.228	1.199.886
8505190000 Permanent magnet not of metal	416.834	689.563	2.630.501	5.434.143
8505200000 Electro magnetic couplings, clutchesand brakes	15.002	54.317	203.835	555.737
8505901000 Electro magnetic/permanent magnetchucks,clamps&similar holdg devices	18.100	58.500	359.285	792.650
8505902000 Parts of goods of subheading 8505.20	516	1.790	28.961	87.849
8505909000 Oth non-permanent magnet	17.996	91.230	793.199	2.087.792
8506101000 Manganese dioxide having external volume<=300 cm of primary cell/batteries	17.706	41.602	212.726	390.245
8506109000 Manganese dioxide having external volume> 300 cm of primary cell/batteries	69.772	359.696	439.924	2.028.144
8506300000 Mercuric oxide of primary cell/batteries	0	933	0	2.061
8506400000 Silver oxide of primary cell/batteries	2	96	28	80
8506500000 Lithium of primary cell/batteries	20.204	63.864	185.319	575.729
8506600000 Air-zinc of primary cell/batteries	764	1.448	887	3.735
8506801000 Zinc carbon, having an external volume<=300 cm of primary cell/batteries	2.257	21.211	12.403	105.830
8506802000 Zinc carbon, having an external volume> 300 cm of primary cell/batteries	1.598	5.205	6.051	31.446
8506809000 Other primary cell/batteries	146.918	644.283	5.263.568	14.825.824
8506900000 Parts of primary cells/batteries	387.279	756.740	6.829.663	11.921.477
8507101000 Lead-acid, for starting piston engineof a kind used for aircraft	88.194	88.539	361.685	374.762
8507109000 Lead-acid, for starting piston engineof a kind used not for aircraft	186.400	768.362	527.378	2.498.771
8507209000 Oth lead-acid accumulator of a kindused not for aircraft	1.010.825	2.424.160	3.764.091	8.833.593
8507300000 Nickel-cadmium of electric accumulatorsincluding separator therefor	34.380	74.399	226.431	477.631
8507801100 Lithium ion accumulators of a kind usedfor laptop (incl. notebook, subnotebook)	1.744	10.553	50.904	204.365
8507801900 Other lithium ion accumulators	938	9.010	7.353	117.894
8507809000 Other accumulator	91.411	333.558	362.097	2.548.264
8507901100 Plate of goods of subheading 85.07.908507.10	0	22	0	1.335
8507901200 Plate of a kind used for aircraft	735	735	8.318	8.318
8507901900 Plates for other accumulators	531	11.706	10.583	99.393
8507909200 Battery separators in sheets, rolls/cutto size of materials oth than PVC	33.674	134.150	168.533	629.495
8507909300 Part of goods of subheading 8507.10.90	5.261	7.901	22.749	177.211
8507909900 Part of good of heading 8507.10 oth thansubheading 8504.10.90	54.915	89.511	395.928	1.067.868
8508110000 Vacuum cleaner with self-contained electa power < 1,500 w & a dust bag < 20 l	22.588	58.629	126.812	483.651
8508190000 Oth vacuum cleaners with self-containedelectric	16.856	82.488	70.989	463.136
8508600000 Other vacuum cleaners	19.442	35.247	111.363	276.452
8508700010 Part of vacuum cleaner for domestic use	1.343	9.985	20.971	114.863
8508700090 Part of vacuum cleaner other thandomestic use	726.382	729.008	2.417.753	2.448.369
8509400000 Food grinder&mixer,fruit/vegetable juiceextract with self-contained elect motor	177.267	444.813	967.640	2.192.680
8509801000 Floor polishers with self-containedelectric motor	13.288	32.880	42.207	109.483
8509809000 Oth electro-mechanic domestic applianceswith self-contained electric motor	26.817	108.673	113.577	1.456.365
8509901000 Part of goods of subheading 8509.80.10	208	1.547	1.308	5.971
8509902000 Part of goods of subheading 8509.40.10or 8509.80.90	338.389	675.235	353.743	706.270
8510100000 Shavers, with self-contained electricmotor	1.715	20.658	23.352	150.663
8510200000 Hair clippers, with self-containedelectric motor	9.162	13.514	124.233	135.504
8510300000 Hair-removing appliances,with self-contained electric motor	0	144	0	1.824
8510900000 Parts of shavers, with self-containedelectric motor	16.828	48.123	329.728	1.186.657
8511101000 Sparking plugs suitable for aircraftengines	89	6.541	39.574	412.119
8511109000 Other sparking plugs	242.851	420.547	2.738.239	4.227.022
8511200000 Ignition magnetos, magneto-dynamos,magnetic flywheels	33.628	102.453	231.223	940.006
8511302000 Unassembled distributors/ignition coilexcluding those for aircraft engines	11.961	25.222	211.214	559.132
8511309000 Other distributors; ignition coils	164.940	432.433	2.020.541	5.969.102
8511401000 Starter motors & dual purpose starter-generators for aircraft engines	2.556	7.881	1.606.703	2.186.445
8511402000 Other unassembled starter motors	11.186	24.756	88.436	214.018
8511403000 Starter motors for vehicles of heading87.01 to 87.05	117.824	292.677	942.202	2.621.241
8511409000 Other starter motor	179.864	478.705	2.316.125	7.721.097
8511501000 Other generator suitable for aircraftengines	10	16	6.130	7.893
8511502000 Other unassembled alternators	1.234	1.756	10.486	31.886
8511503000 Oth alternators for vehicles of heading87.01 to 87.05	189.124	477.923	1.639.905	4.627.745
8511509000 Other generators	58.819	324.604	546.291	2.949.275
8511800000 Other equipment of electrical ignitionor internal combustion engines	9.112	34.135	150.543	485.612
8511900010 Parts of goods for aircraft engines	2.534	3.266	122.107	172.477
8511900091 Contact points	4.399	48.366	141.340	538.887
8511900099 Other parts of electrical ignition/internal combustion engines	283.496	796.592	3.648.263	10.632.735

**I.3. IMPOR MENURUT KOMODITI / IMPORT BY HS COMMODITY**  
**\*\*\* MARET / MARCH 2009 \*\*\***

H S Uraian Komoditi Commodity Description	Berat Bersih / Net Weight (Kg)		Nilai / Value C.I.F (US\$)	
	Bulan ini Current Month	Kumulatif Cum.Jan. to date	Bulan ini Current Month	Kumulatif Cum.Jan. to date
851210000 Lighting/visual signalling equipment of a kind used on bicycles	6.995	25.439	56.014	144.835
8512201000 Lighting/visual signalling equipment for motor cars, assembled	1.017.496	1.497.304	4.269.564	10.821.676
8512202000 Unassembled lighting/visual signalling equipment	2.044	22.057	17.835	139.983
8512209000 Other lighting/visual signalling equipment	29.914	137.264	379.242	2.238.044
8512301000 Horns and serenes, assembled	26.304	79.774	108.810	405.345
8512302000 Unassembled sound signalling equipment	2.521	3.278	6.642	13.379
8512309000 Other sound signalling equipment :	15.729	48.098	155.091	478.606
8512400000 Windscreen wiper, defroster & demisters	27.939	104.943	230.871	860.361
8512901000 Parts of goods of subheading 8512.10	1.194	50.360	13.232	597.360
8512902000 Parts of goods of subheading 8512.20, 8512.30, 8512.40	94.683	322.036	1.616.051	4.594.088
8513101000 Miners helmet lamps	2.686	6.158	143.805	203.591
8513102000 Quarrymen's lamps	10.957	20.116	24.498	37.736
8513109000 Other portable electric lamps	104.499	366.896	358.741	1.153.475
8513903000 Parts of reflectors for flashlights; plastic switch	5.777	41.746	10.676	46.744
8513909000 Other part of portable electric lamp designed to function by their own source of energy	66.579	301.753	147.809	814.280
8514100000 Resistance heated furnaces and ovens	8.686	129.073	168.073	2.078.312
8514209000 Other furnaces/oven function by induction or dielectric loss	0	112.815	0	741.506
8514302000 Other electric furnace/oven for the manufacture of PCB/printed wiring board	0	31	0	336
8514309000 Other furnaces and ovens	51.487	276.409	688.338	2.643.762
8514400000 Other equipment for the heat treatment of materials by induction/dielectric loss	5.875	14.683	95.452	602.232
8514902000 Part of industrial/laboratory electric furnaces/oven for manufacture of PCB/PWB	399	3.770	7.748	129.421
8514909000 Other parts of furnaces and ovens	317.485	1.072.276	746.972	2.366.556
8515100000 Soldering irons and guns	6.818	38.707	172.156	250.796
8515191000 Machine and apparatus for soldering component on PCB/printed wiring boards	695	33.690	15.561	117.775
8515199000 Other brazing/soldering machines and apparatus	11.462	32.057	222.039	1.047.243
8515210000 Machine and apparatus for resistance welding of metal fully/partly automatic	11.991	34.029	143.912	351.973
8515290000 Machine and apparatus for resistance welding of metal non-automatic	76.713	220.745	352.318	756.026
8515310000 Machine and apparatus for arc welding of metal fully/partly automatic	40.489	132.121	725.424	2.750.397
8515391000 AC arc welders, transformer type non-automatic	33.671	88.292	131.832	372.692
8515399000 Machine and apparatus for arc welding of metal non-automatic	51.586	234.951	422.946	1.506.602
8515801000 Electric machine & apparatus for hot spraying of metals/sintered metal	75	310	1.134	5.033
8515809000 Electric machine & apparatus for hot spraying of metals/sintered metal	33.000	112.734	476.578	1.365.296
8515901000 Parts of AC arc welder, transformer type	1.959	3.562	58.722	148.187
8515902000 Parts of machine & apparatus for soldering component on PCB/printed wiring boards	6.154	12.038	76.321	158.315
8515909000 Other parts in heading 8515	87.640	286.083	581.644	3.304.881
8516101000 Electric instantaneous/storage water heaters	125.968	261.872	712.060	1.474.104
8516103000 Electric immersion water heaters	3.112	4.384	19.540	38.583
8516210000 Storage heating radiators	111	111	304	304
8516290000 Other electric space heating apparatus/electric soil heating apparatus	1.658	5.211	19.252	184.584
8516310000 Hair dryers	14.783	27.835	83.449	161.798
8516320000 Other hair-dressing apparatus	22.570	75.538	84.655	194.436
8516330000 Hand-drying apparatus	284	2.864	3.239	13.180
8516401000 Electric smoothing irons of kind designed to use steam from the industrial boilers	264	20.608	1.474	35.332
8516409000 Other electric smoothing irons	38.303	63.230	154.607	271.686
8516500000 Microwave ovens	32.967	71.619	159.145	371.188
8516601000 Rice cookers	658.198	1.558.029	2.307.590	5.649.196
8516609000 Cooking plates, boiling rings, grills & roasters	32.549	141.648	114.611	588.648
8516710000 Coffee/tea makers	3.472	20.588	15.234	152.193
8516720000 Toasters	23.942	32.096	97.501	130.538
8516791000 Kettles	4.777	21.083	11.894	78.861
8516799000 Other electro-thermic appliances	92.193	228.820	505.595	1.049.375
8516801000 Electric heating resistor for type-founding/type-setting machine; for industrial furnaces	17.722	57.660	200.922	697.343
8516802000 Sealed hotplates for domestic appliances	1	55	379	474
8516803000 Other electric heating resistors for domestic appliances	945	10.723	9.246	46.966
8516809000 Other electric heating resistors not for domestic appliances	18.648	42.414	272.370	794.908
8516902000 Parts of goods of sub 8516.33, 8516.50, 8516.60, 8516.71/8516.79.10	111.349	671.213	230.471	1.434.155
8516903000 Parts of goods of sub 8516.10	17.035	118.750	64.868	425.829
8516909000 Other parts of goods of sub 8516	785.298	2.408.964	3.543.971	9.762.840
8517110000 Line telephone sets with cordless handsets	5.099	9.615	31.678	290.376
8517120000 Telephones for cellular networks/for other wireless networks	725.957	1.411.371	157.265.449	252.033.036
8517180000 Other telephone sets	44.045	220.050	1.148.819	3.557.642
8517610010 Set top boxes which have a communication function of base station	3.786	5.403	370.381	593.884
8517610090 Other base stations	22.869	115.529	9.763.821	26.779.697
8517621000 Radio transmitters/receivers for simultaneous interpretation at multilingual conference	1.514	1.692	561.469	605.004
8517622100 Control & adaptor units, incl. gateways, bridges and routers	30.574	49.806	1.154.758	3.375.250
8517622900 Other unit of automatic data processing machine other than those of heading 84.71	1.354	2.494	256.113	341.796
8517623000 Telephonic/telegraphic switching apparatus	610	17.472	75.224	1.168.990
8517624100 Modems including cable modems and modem cards	41.550	122.629	1.654.711	6.577.756
8517624200 Concentrators/multiplexers	2.040	279.846	489.404	5.097.588
8517624910 Set top boxes which have a communication function of apparatus for carrier-current line system	14	14	7.316	7.316
8517624990 Other apparatus for carrier-current line system for digital line systems	35	5.343	2.535	89.966
8517625100 Wireless lans	4.461	8.435	81.115	152.170
8517625200 Transmission/reception apparatus for simultaneous interpretation at multilingual conference	0	806	0	261.663

**I.3. IMPOR MENURUT KOMODITI / IMPORT BY HS COMMODITY**  
**\*\*\* MARET / MARCH 2009 \*\*\***

H S Uraian Komoditi Commodity Description	Berat Bersih / Net Weight (Kg)		Nilai / Value C.I.F (US\$)	
	Bulan ini Current Month	Kumulatif Cum. Jan. to date	Bulan ini Current Month	Kumulatif Cum. Jan. to date
8517625300 Other transmission apparatus for radio-telephony/radio-telegraphy	72.509	348.419	29.203.794	85.779.909
8517625900 Transmission/reception app.for simultaneinterpretation at multilingual conference	8.296	26.058	291.199	874.854
8517626100 Transmission apparatus for radio-telephony/radio-telegraphy	339	1.149	68.462	96.764
8517626910 Data compression tools	0	5	0	1.204
8517629000 Oth mach for the reception, conversion &transmis/regenerate of voice,images,da	80.441	542.878	10.212.207	30.807.754
8517691000 Portable receiver for call, alert/page &paging alert devices, including pagers	0	9	0	349
8517692000 Oth app. for transmission/recept voicesfor radio-telephony/radio-telegraphy	30	1.761	1.106	111.218
8517699000 Oth app. for transmission/recept voices	29.674	53.113	2.883.750	5.649.650
8517701000 Parts of control and adaptor units incl.gateways, bridges, routers	3.716	9.529	247.504	932.937
8517702100 Parts of cellular telephones	385	23.721	14.575	125.162
8517702900 Oth parts of transmission app, oth thanradio-broadcasting/television trans app	54.426	138.868	2.018.726	5.801.286
8517703100 Other printed circuit boards, assembledfor line telephony/line telegraphy	1.628	7.915	188.393	560.022
8517703200 Other printed circuit boards, assembledfor radio-telephony/radio-telegraphy	361	1.319	76.210	124.416
8517703900 Other printed circuit boards, assembledfor other	26.699	567.731	1.049.190	12.867.855
8517704000 Antennae of a kind used with apparatusfor radio-telephony/radio-telegraphy	58.471	331.409	1.207.939	8.838.568
8517709100 Oth parts for line telephonyor line telegraphy	23.498	33.534	1.378.955	1.677.812
8517709200 Other parts for radio-telephonyor radio-telegraphy	744	15.162	2.506.190	2.975.140
8517709900 Other parts in subheading 85.17.70	239.423	2.408.695	27.816.752	97.148.343
8518101100 Microphones having a frequency rangeof 300 hz to 3.4 khz	200	19.553	11.223	54.422
8518101900 Oth microphones,whether/not withtheir stands	6.235	49.038	77.238	356.830
8518109000 Other microphones	42.189	141.482	473.134	1.460.026
8518210000 Single loudspeakers, mounted in theirenclosures	629.153	1.372.294	2.005.355	4.539.022
8518220000 Multiple loudspeaker,mounted inthe same enclosures	24.823	235.033	174.040	1.137.538
8518291000 Box assembly speakers	3.186	9.127	48.050	137.304
8518292000 Loudspeakers,without housing, havinga freq 300 hz to 3.4 khz	21.143	33.957	28.262	51.672
8518299000 Other loudspeakers	263.558	795.766	2.003.650	6.386.246
8518301000 Headphones	18.514	61.512	159.833	361.585
8518302000 Earphones	34.682	107.479	172.550	545.847
8518303100 Handsets for telephonic apparatus	20	896	1.294	50.030
8518303900 Other headphones and earphones,combined microphone/speaker sets	8.892	11.620	57.854	100.916
8518304000 Line telephone handsets	2	2	571	571
8518309000 Sets consisting of a microphone and oneor more loudspeakers	6.419	28.407	60.288	336.462
8518401000 Audio-frequency electric amplifiers,having 6/more inputs signal lines	35	1.685	667	38.610
8518402000 Audio-frequency electric amplifier usedas repeaters in line telephony	0	122	0	447
8518403000 Audio-frequency electric amplifier usedas repeater in telephony not line tlpny	437	472	48.538	50.269
8518409000 Other amplifier listrik audio-frekuensi	3.382	136.620	47.009	598.843
8518500000 Other electric sound amplifier sets	68.039	227.299	282.622	806.709
8518901000 Parts of subhead 8518.10.11,8518.29.208518.30.40, 8518.40.20,inc print circuit	286.565	649.108	1.466.521	4.071.506
8518902000 Parts of goods of subheadings 8518.40.10	0	1.665	0	52.822
8518909000 Parts of goods of subheadings 8518.50.108518.50.20	363.569	1.322.450	2.394.571	5.376.702
8519200000 App operated by coins, banknotes, bankcard, token/by other mean of payment	0	99	0	1.445
8519300000 Turntables (record-decks)	42	192	472	1.492
8519811000 Pocket size cassette recorders, thedimensions of which < 170 x 100 x 45 mm3	0	5	0	7
8519812000 Cassette recorders,with amplifiers/loud-speakers, operate with ext. source-power	195	530	38.880	99.733
8519813000 Compact disc players	4.746	14.581	24.265	63.885
8519816000 Magnetic tape recorder incorp soundreproducing app, digital audio type	11.009	22.132	114.375	245.137
8519817000 Other sound reproducing app, cassettetype	0	30.151	0	67.881
8519819000 Other apparatus using magnetic, opticalor semi-conductor	744	17.917	34.221	260.069
8519891100 Cinematographic sound reproducers forfilm of a width of less than 16 mm	4	4	90	90
8519892000 Record-players with/without loudspeakers	0	14	0	105
8519899000 Other apparatus not using magnetic,optical/semiconductor	6.798	105.063	224.672	629.968
8521100000 Magnetic tape-type of video recording/reproducing apparatus with video tuner	49	154	12	36.733
8521901100 Laser disc player for used in cinemato-graphy, television/broadcasting	119	176	664	2.287
8521901900 Other laser disc players	32	17.975	1.368	153.390
8521909100 Oth video recording for used in cinematography, television/broadcasting	13.722	81.405	32.235	367.751
8521909900 Oth video recording/reproducing app,whether/not incorp. a video tuner.	176.867	611.929	6.099.647	14.861.666
8522100010 Pick-up cartridges for special used incinematography, television/broadcasting	245	25.936	11.202	367.945
8522100090 Other pick-up cartridges	20	21.892	1.810	309.219
8522901000 PCB assemblies for TV, broadcastingcinematograph sound recorder/reproducer	3.633	158.878	130.739	1.143.636
8522902000 Printed circuit boards assemblies fortelephone answering machines	764	785	16.048	16.177
8522904000 Audio/video tapedecks and compact discmechanisms	4.118	17.432	49.879	280.256
8522905000 Audio/video reproduction heads, magneticitype, magnetic erasing heads and rod:	546	1.718	4.679	27.389
8522909100 Oth parts, accessories of cinematographysound recorders/reproducers	5.817	52.441	111.598	4.920.781
8522909200 Other parts of telephone answeringmachines	97	990	10.250	80.114
8522909300 Other parts and accessories for goods ofsubheading 8519.81/heading 85.21	52.600	217.507	3.080.754	10.960.475
8522909900 Other parts and accessories for goods ofsubheading 85.19 other than 85.19.81	343.263	866.671	16.656.093	45.525.256
8523211000 Cards incorporating a magnetic stripeunrecorded	1.244	9.214	81.756	503.935
8523212000 Cards incorporating a magnetic striperecorded	57	296	2.270	4.317
8523291100 Magnetic tapes, of a width < 4mm forcomputer tapes, unrecorded	99	340	1.100	34.775
8523291200 Magnetic tapes, of a width < 4mm forvideo tapes, recorded	0	436	0	2.139
8523291910 Other magnetic tapes, of a width < 4mmunrecorded	211	16.956	945	71.824
8523291990 Other magnetic tapes, of a width < 4mmrecorded	121	126	2.768	2.783
8523292100 Magnetic tapes, of a width >= 4mm, and< 6.5 mm for computer tapes, unrecorde	11.288	13.572	24.515	28.650

**I.3. IMPOR MENURUT KOMODITI / IMPORT BY HS COMMODITY**  
**\*\*\* MARET / MARCH 2009 \*\*\***

H S Uraian Komoditi Commodity Description	Berat Bersih / Net Weight (Kg)		Nilai / Value C.I.F (US\$)	
	Bulan ini Current Month	Kumulatif Cum.Jan. to date	Bulan ini Current Month	Kumulatif Cum.Jan. to date
8523292200 Magnetic tapes, of a width >= 4mm, and < 6.5 mm for computer tapes, recorded	2.136	9.485	4.748	24.102
8523292910 Other magnetic tapes, of a width >= 4mm, and < 6.5 mm, unrecorded	688	10.334	13.621	103.276
8523293100 Magnetic tapes, of a width >=6.5 mm for computer tape, in pancake/jumbo, unrec	4.338	4.900	107.210	155.127
8523293200 Magnetic tapes, of a width >=6.5 mm for other computer tapes, unrecorded	0	145	0	15.881
8523293300 Magnetic tapes, of a width >=6.5 mm for oth, in pancake/in jumbo form, unrecorde	8	8	16.902	16.902
8523293910 Oth magnetic tapes, of a width >=6.5 mm, unrecorded	60.205	226.937	241.622	893.294
8523293990 Oth magnetic tapes, of a width >=6.5 mm, recorded	0	3	0	13
8523294100 Magnetic discs for reproducing phenomena other than sound/image	202	209	219.169	226.666
8523294200 Magnetic discs for reproducing represent of instruction, data, sound, image	276	5.533	186.236	267.824
8523294300 Other magnetic discs, unrecorded	79.348	95.794	374.093	437.693
8523294400 Other magnetic discs, recorded	894	895	1.729	2.079
8523299100 Magnetic media for computer use, unrecorded	32.593	125.230	59.198	259.602
8523299300 Magnetic media for reproducing represent of instruction, data, sound, image	6.305	12.031	137.695	200.727
8523299900 Other magnetic discs	22.313	60.995	224.572	531.237
8523401100 Discs for laser reading systems for computer use, unrecorded	1.378	7.716	35.133	351.305
8523401200 Discs for laser reading systems for reproducing phenomena not sound/image	10.328	16.175	109.319	155.487
8523401300 Discs for laser reading systems for reproducing sound only	8	13	1.520	3.600
8523401400 Discs for laser reading system for reprepresent of instruct, data, sound, image	7.866	19.253	1.817.035	5.046.201
8523401900 Other discs for laser reading systems	1.815	5.063	46.648	166.426
8523409100 Optical media for computer use, unrecorded	0	16.175	0	77.687
8523409200 Optical media for reproducing phenomena not sound/image	0	27	0	153
8523409400 Optical media for reproducing, represent of instruction, data, sound, image	3.102	4.687	2.762.119	4.778.058
8523409910 Other optical media, unrecorded	0	1.036	0	102.300
8523409990 Other optical media, recorded	2.779	5.328	304.969	1.293.502
8523511000 Solid-state non-volatile storage devices suitable for computer use, unrecorded	0	16	0	772
8523513000 Solid-state non-volatile storage devices represent. of instruct, data, sound, images	37	166	2.654	44.317
8523519010 Solid-state non-volatile storage devices unrecorde	8.946	13.493	16.929	25.020
8523519090 Solid-state non-volatile storage devices recorded	0	48	0	2.192
8523520000 Smart cards	69.548	223.530	5.625.547	28.225.545
8523591000 Proximity cards and tags	3.248	3.480	36.175	41.862
8523592000 Other semiconductor media, suitable for computer use, unrecorded	820	1.516	16.300	156.681
8523593000 Other semiconductor media, suitable for reproducing, phenomena not sound/image	481	481	6.541	6.541
8523594000 Oth semiconductor media, suitable repro, represent of instruct, data, sound, image	886	3.890	11.747	162.247
8523599010 Other semiconductor media, unrecorded	97	97	82	82
8523599090 Other semiconductor media, recorded	21	6.704	5.000	135.330
8523801000 Oth disc, tapes, solid-state non-volatile storage for computer use, unrecorded	575	1.257	749.465	1.305.145
8523803000 Oth disc, tape, solid-state non-vltl for repro, represent of instruct, data, sound	70.978	186.645	267.554	688.950
8523809090 Oth discs, tapes, solid-state non-volatile storage recorded	9	16.581	1.027	390.831
8525500010 Transmission apparatus for radio-broadcasting	134	266	4.773	84.157
8525500020 Transmission apparatus for television	22.126	25.625	1.361.166	1.614.229
8525500090 Other transmission apparatus for other	2.770	4.975	164.353	795.721
8525600000 Transmission apparatus incorporating reception apparatus	1.107	2.454	94.472	316.255
8525801000 Web cameras	13.617	31.804	127.881	320.047
8525802011 Digital still image video cameras	5.930	16.661	77.765	312.703
8525802019 Other digital camera	125.433	237.562	12.762.596	20.713.169
8525802020 Video camera recorders	9.643	32.069	205.240	405.899
8525809000 Television camera	10.333	39.090	98.763	7.214.103
8526101000 Radar app, ground base, of a kind for incorp in civil aircraft/seagoing vessel	3.964	20.849	171.458	3.564.028
8526109000 Other radar apparatus	14.651	20.715	177.329	560.535
8526911000 Radio navigational aid app, for incorp in civil aircraft/seagoing vessel	293	13.096	10.392	265.717
8526919000 Other radio navigational aid apparatus	219.589	646.812	728.454	4.056.271
8526920000 Radio remote control apparatus	32.176	129.875	369.886	1.839.979
8527120000 Pocket-size radio cassette-players	3	11.850	40	19.421
8527131000 Oth app combined with sound, recording or reproducing apparatus, portable	0	101.952	0	243.705
8527139000 Oth app combined with sound, recording or reproducing apparatus, not portable	319	709	9.511	29.222
8527191900 Reception app capable of plan, manage, monitor electromagnet spect not portabl	4.683	23.179	29.584	71.112
8527199900 Oth radio-broadcast receiver can operate without ext source of power, not portabl	217	2.343	7.822	59.451
8527210000 Radio-broadcast receiver, use ext source power combined with sound record app	7.819	51.962	426.263	1.604.515
8527290000 Radio-broadcast receivers, not capable of operate without extern source of power	28.160	53.362	826.213	1.940.055
8527919000 Oth recept app for radio-broadcast, combi-ned with sound record app. not portabl	14.163	66.146	151.013	565.554
8527921000 Oth recept app for radio-broadcast, not combined with sound record app. portabl	0	2.662	0	30.524
8527929000 Oth recept app for radio-broadcast, not combi with sound record app not portabl	10.017	31.335	33.280	288.160
8527991000 Other reception app for radio-broadcast, portable	0	12.168	0	32.497
8527999000 Other reception app for radio-broadcast, not portable	3.213	3.213	16.846	16.846
8528411000 Colors cathode-ray tube monitor for used in auto data proc. system, hd 84.71	488.448	2.486.930	766.607	2.349.889
8528412000 B/w of cathode-ray tube monitor for used in auto data proc. system, hd 84.71	6.044	16.175	10.779	38.325
8528491000 Oth color cathode-ray tube monitor used in auto data process system head. 84.71	3.123	10.588	301.955	777.529
8528492000 Oth b/w/monch color cathode-ray tube monitor in auto data proc system, hd 8471	8	53	126	1.946
8528511000 Projection type flat panel display unit for auto data process system hd 84.71	63.434	144.269	191.999	921.622
8528512000 Oth color monitor use in an auto data process system head. 84.71	552.766	1.318.914	2.313.546	6.262.387
8528513000 Other b/w/monochrome monitor used in automatic data process system hd 84.71	87	595	3.141	28.937
8528591000 Oth colors monitors use in an auto data	1.085	30.937	47.343	276.496
8528592000 Other b/w/monochrome monitors	264	728	18.028	28.380

**I.3. IMPOR MENURUT KOMODITI / IMPORT BY HS COMMODITY**  
**\*\*\* MARET / MARCH 2009 \*\*\***

H S Uraian Komoditi Commodity Description	Berat Bersih / Net Weight (Kg)		Nilai / Value C.I.F (US\$)	
	Bulan ini Current Month	Kumulatif Cum.Jan. to date	Bulan ini Current Month	Kumulatif Cum.Jan. to date
8528611000 Flat panel display types used in auto-data processing system head. 84.71	9	9	111	111
8528619000 Oth projector for used in an automaticdata process system head. 84.71	3.941	4.281	105.799	135.205
8528690000 Other projectors	2.537	16.520	232.955	420.785
8528711000 Recept app for TV, not design to incorpvideo display,with communication funct	6.285	9.800	169.537	227.338
8528719000 Other recept. app for TV, not design toincorporation a video display	5.523	26.847	141.083	629.658
8528721000 Other color receivers, battery operated	0	2	0	16
8528729000 Other color receivers, not batteryoperated	137.498	801.434	2.748.312	16.793.078
8528731000 Other b/w receivers, mains operated/battery operated	102	102	1.411	1.411
8528739000 Other b/w receiver, not battery operated	11	30.283	1.126	64.146
8529102000 Parabolic aerial reflector dishes fordirect broadcast,multi-media system&part	248.486	635.406	605.321	3.266.558
8529103000 Telescopic, rabbit & dipole antennae fortelevision/radio receivers	66	31.684	9.059	93.543
8529104000 Aerial filters and separators	262	25.286	3.168	248.490
8529106000 Feed horn (wave guide)	36.116	65.515	278.801	808.628
8529109200 Other aerial/reflector with transmittionapparatus for radio-broadcasting/tv	59.456	93.916	552.687	714.702
8529109900 Aerials&reflect.s of all kinds not forradio-telephony/radio-telegraphy	102.127	233.151	612.409	2.572.066
8529902000 Parts of decoders suitable for use withthe app of headings 85.25 to 85.28.	105.856	182.742	1.097.791	2.854.853
8529904000 Parts of digital cameras/video camerarecorders with app of hd 85.25 to 85.28	554.202	952.276	83.811.295	138.138.374
8529905100 Other PCB, assembled for goods ofsubheading 8525.50/8525.60	7.351	22.813	42.750	128.404
8529905200 Other PCB, assembled for goods of subhd8527.(13;19;21,29, 91 atau.99)	137.618	325.000	551.076	1.288.130
8529905300 Other PCB, assembled for flat paneldisplay of heading 85.28	11.714	31.133	336.313	956.475
8529905400 Other PCB, assembled for TV receiversof heading 85.28	87.426	171.426	338.463	733.647
8529905500 Other PCB, assembled for goods ofheading 85.28	6.375	6.375	8.769	8.769
8529905900 Other PCB	262.801	597.914	2.750.894	8.881.690
8529909100 Parts of TV receivers suitable forwith the apparatus of hd 85.25 to 85.28	1.806.353	4.999.283	21.429.742	52.520.240
8529909400 Parts of flat panel display for usewith the apparatus of hd 85.25 to 85.28	36.709	38.860	203.914	448.323
8529909900 Other parts suitable for usewith the apparatus of hd 85.25 to 85.28	246.547	782.436	4.773.944	15.440.093
8530100000 Elect. signall, safety/traffic controlequip for railways/tramways	24.826	26.569	239.786	453.816
8530800000 Elect. signall, safety/traffic controlequip for road,inland waterway,park fasc	15.214	90.711	173.424	770.027
8530900000 Part of electrical signall, safety/traffic control equipment	2.754	7.370	41.534	154.198
8531101000 Burglar alarms	17.481	27.949	156.222	217.846
8531102000 Fire alarms	5.052	9.341	208.426	464.475
8531103000 Smoke alarms	8.478	31.135	41.283	236.352
8531109000 Other alarms and similar apparatus	31.176	73.629	691.365	1.938.951
8531200000 Indicator panel incorp liquid crystaldevices (lcd)/light emitting diode (led)	67.766	184.375	4.208.569	12.633.773
8531801100 Door bells, buzzers and dings	3.940	12.015	10.724	85.820
8531801900 Other electric bells	1.646	7.806	62.790	222.288
8531802000 Flat panel displays(including electroluminescence, plasma and other technolog	1.857	2.305	8.721	15.826
8531809010 Telegraphic apparatus for ships enginerooms	1.914	2.696	22.007	106.923
8531809090 Other electric sound/visual signallingapparatus	9.039	25.548	98.350	445.057
8531901000 Parts incl, printed circuit assembliesof subheading 8531.20/8531.80.20	5.611	7.956	781.696	840.235
8531909000 Other parts of electric sound/visualsignaling apparatus	43.403	65.857	1.930.825	2.930.298
8532100000 Fixed capacitor design for use in 50/60hz circuit, reactive power >0.5 kvar	62.841	213.528	2.882.762	8.210.327
8532210000 Tantalum fixed capacitors	1.366	3.601	189.395	371.802
8532220000 Aluminium electrolytic fixed capacitors	126.697	285.283	2.970.370	7.754.873
8532230000 Ceramic dielectric,single layer of fixedcapasitor	14.963	28.981	386.144	1.584.229
8532240000 Ceramic dielectric, multilayer	22.774	50.379	1.389.506	3.230.373
8532250000 Dielectric of paper/plastics of fixedcapasitor	17.005	64.954	251.636	689.521
8532290000 Other fixed capasitors	103.234	274.608	1.394.597	4.102.561
8532300000 Variable/adjustable(pre-set)capacitors	21.198	162.342	185.671	3.645.095
8532900000 Parts of other fixed capasitors	161.910	381.886	7.304.580	16.713.068
8533101000 Fixed carbon resistors, composition/filmtypes surface maunted	7.125	35.520	296.206	1.499.692
8533109000 Fixed carbon resistors, composition/filmtypes not surface maunted	43.569	102.649	2.583.857	5.705.261
8533210000 Oth fixed resistors for a power handlingcapacity <= 20w	22.776	45.484	817.724	2.877.417
8533290000 Oth fixed resistors for a power handlingcapacity > 20w	31.111	74.990	1.737.319	3.815.084
8533310000 Wirewound variable resistors, rheostats,for a power handling capacity <= 20w	1.139	1.643	6.586	10.369
8533390000 Wirewound variable resistors, rheostats,for a power handling capacity > 20w	17.503	24.997	278.203	839.648
8533400000 Other variable resistors, includingrheostats and potentiometers	14.831	33.883	325.859	610.449
8533900000 Parts of lectrical resistors	40.723	116.138	683.456	2.094.695
8534001000 Printed circuits, single-sided	51.445	158.084	852.606	3.549.283
8534002000 Printed circuits, double-sided	11.528	29.256	541.023	908.630
8534003000 Printed circuits, multi-layer	11.203	96.285	439.318	2.905.239
8534009000 Oth printed circuits	291.359	736.634	8.220.611	23.677.412
8535100000 Fuses for voltage >1000volts	3.887	27.339	84.810	261.931
8535211000 Automatic circuit breakers for a volt< 72.5 kv, moulded case type	5.966	13.688	162.174	311.629
8535219000 Automatic circuit breakers for a volt< 72.5 kv, other than moulded case type	61.659	162.307	1.130.262	3.575.579
8535290000 Automatic circuit breakers for a volt>= 72.5 kv, moulded case type	15.857	34.974	868.593	2.222.281
8535301000 Isolating switches, make-&-break switchsuitable for a volt > 1 kv & < 40 kv	5.388	27.827	52.951	165.667
8535302000 Isolating switches, make-&-break switchfor voltage >= 66 kv	64.703	66.491	534.381	544.887
8535309000 Isolating switches, make-&-break switchfor voltage >= 40 kv and < 66 kv	98.502	223.540	2.427.788	5.181.085
8535400000 Lightning arresters, voltage limitersand surge suppressors	29.319	142.878	296.666	3.117.354
8535901000 Bushing and tap changer assemblies forelectricity distrib/power transformers	26.238	112.879	744.150	2.505.917
8535909000 Oth elect app. for switch/protoc. electcircuits,for make connect elect circuits	354.818	1.370.050	5.193.273	12.825.018
8536101000 Thermal fuses; glass type fuses forvoltage <= 1000volts	12.371	46.042	304.494	840.907

**I.3. IMPOR MENURUT KOMODITI / IMPORT BY HS COMMODITY**  
**\*\*\* MARET / MARCH 2009 \*\*\***

H S Uraian Komoditi Commodity Description	Berat Bersih / Net Weight (Kg)		Nilai / Value C.I.F (US\$)	
	Bulan ini	Kumulatif	Bulan ini	Kumulatif
	Current Month	Cum. Jan. to date	Current Month	Cum. Jan. to date
8536109000 Other fuses for voltage <= 1000 volts	99.743	284.876	654.866	1.636.488
8536201000 Automatic circuit breakers mouldedcase type for voltage <=1000volts	3.025	11.994	118.249	326.744
8536202000 Auto-circuit breaker for incorp intoelec-thermic for voltage <=1000volts	287	1.858	5.399	14.124
8536209000 Other automatic circuit breakersfor voltage <=1000volts	7.350	126.770	177.940	2.325.649
8536300000 Oth apparatus for protecting electricalcircuits	34.564	371.182	1.099.293	4.923.282
8536410000 Relay for a voltage <= 60 voltscircuits	49.666	112.414	882.126	3.058.097
8536490000 Relay for a voltage > 60 volts and<= 1000 volts	89.627	235.914	1.792.880	4.989.629
8536502000 Over current, residual current automaticswitches for voltage <= 1000 volts	10.026	24.824	199.541	490.489
8536503100 High inrush switch, commutator for stoveranges, microphone switch, domestic us	16.610	21.789	46.845	82.120
8536503900 High inrush switch, commutator for stoverange,microphone switch,not domestic i	41.545	148.616	601.179	1.746.748
8536504000 Miniature switches for rice cooker/oventoasters	390	391	1.745	1.747
8536505000 Electronic ACswitch consist of opticalcouple input,output circuits,elect switc	3.838	24.023	138.752	568.378
8536506100 Make, break switches for domestic usewith rated current carry cap < 16 amps	300	1.600	10.647	17.857
8536506900 Make, break switch not for domestic usewith rated current carry cap < 16 amps	8.736	22.250	86.981	210.566
8536509100 Starters for elect motor,fuses,switch,fuse, suitable for use in electric fans	8.736	234.327	284.400	2.490.656
8536509910 Smoke switches	2.667	4.302	46.274	105.226
8536509990 Oth electronic ACswitches for voltage< 1000 v & acurrent <= 11 amps	573.181	1.038.584	3.436.979	9.226.474
8536611000 Lamp-holders of a kind for compact lampor halogen lamps	2.518	12.145	5.567	52.254
8536619000 Lamp-holders oth than compact lamps/halogen lamps	20.574	246.385	114.226	640.254
8536691100 Telephone plugs for domestic use, ratecurrent carrying capacity < 16 amps	14.108	27.229	284.226	494.627
8536691900 Telephone plugs not for domestic use,rate current carrying capacity < 16 amps	5.283	81.071	161.554	700.552
8536692100 Av sockets,cathode ray tube sockets for tv,radio receiv, cap<16amp,domestic us	0	3.340	0	595
8536692900 Av sockets,cathode ray tube sockets for tv,radio recv,cap<16amp,not domestic u	3.690	30.526	21.797	166.489
8536693100 Sockets,plug for co-axial cable,printedcircts, domest use, radio equip,<16amps	839	4.193	24.025	79.024
8536693900 Sockets,plug for co-axial cable,printedcircts,not domest use,radio equip,<16amp	34.373	127.687	6.997.696	13.306.416
8536699100 Other plug and sockets, domestic use,radio equip., acapacity < 16 amps	1.112	11.125	24.195	258.264
8536699900 Other plug & sockets, not domestic use,radio equip., acapacity < 16 amps	17.557	89.949	382.904	1.374.962
8536700000 Connectors for optical fibres, opticalfibres bundles/cables	12.323	43.409	273.849	775.534
8536901100 Connection, contact elements for wiresand cables; wafer probers	133.622	261.760	853.239	3.027.664
8536901900 Other connection, contact elements forwires and cables; wafer probers	34.952	131.101	633.766	7.355.643
8536902100 Junction boxes for domestic use,cap. <16 amps, for use elect fan/radio	22.323	52.621	363.589	945.706
8536902900 Junction boxes not for domestic use,cap. <16 amps, for use elect fan/radio	144.606	402.843	2.389.931	7.208.623
8536903100 Cable connectors consist of a jack plug,domestic use,<16amp, for elect fan/radic	15.929	66.916	430.965	1.499.979
8536903900 Cable connectors consist of a jack plug,not domestic,<16amp, for elect fan/radio	182.534	547.109	3.069.461	10.913.893
8536909100 Oth cable connect consist of jack plug,cap. <16 amps, for use elect fan/radio	12.524	138.359	341.696	1.808.274
8536909910 Connector & socket cable for ic,printedcircuit	163.783	348.615	2.357.198	6.905.120
8536909990 Other connector and socket cable	455.742	1.433.078	5.473.078	14.399.134
8537101000 Switchboards&control panels for voltage<= 1000 volt	21.073	182.004	399.118	3.607.441
8537102000 Distribution boards for use with goodsof hd.84.71.85.17.85.25 < 1000 volt	4.496	9.524	228.103	345.257
8537103000 Programmable logic controllers for auto-mach for trans. for voltage <=1000volt	1.584	10.222	57.002	335.150
8537109000 Oth board for elect control for voltage<= 1000volt	110.635	1.109.678	2.510.518	13.234.031
8537201100 Switchboards incorp. elect instrum forbreak, connect/protect elect circt>66 kv	75.336	368.308	405.667	27.665.897
8537201900 Switchboards incorp. elect instrum forbreak,connect/protect e-circt<1000v&>66kv	2.284	175.294	58.059	1.538.737
8537202100 Control panel incorp. elect instrum forbreak,connect/protect e-circuit > 66 kv	4.320	40.330	42.473	863.244
8537202900 Other control panels for a voltage>1,000 volts	58.951	451.502	877.209	8.919.348
8537209000 Oth board for electric control fora voltage > 1000 volt	1.164.648	2.813.114	13.168.109	27.487.488
8538101100 Parts of programmable logic controllersfor auto mach for trans. for <=1000v	3.415	7.506	87.847	429.473
8538101200 Board,panel,console,desk,cabinets ofuse in radio equipment, voltage <= 1000v	0	2	0	36
8538101900 Oth board,panel,console,desk,cabinets ofused in radio equipment, voltage<=100	33.483	147.440	505.662	1.673.214
8538102100 Parts of programmable logic control forauto-mach for trans. for voltage >1000 v	790	2.618	143.247	217.562
8538102900 Board,panel,console,desk,cabinets ofused in radio equip, voltage>1000 v	82.872	226.504	1.830.578	4.930.976
8538901100 Oth board,panel,console,desk,cabinetsconnect for wires, wafer prober<=1000 v	32.150	70.064	577.921	1.513.305
8538901200 Parts of goods of subhd 8536.50.50,8536.69.30,8536.90.10 for voltage<=1000v	6.039	32.248	120.399	438.270
8538901300 Parts of goods of subheading8537.10.20 for voltage <=1000 volt	267	267	2.609	2.609
8538901900 Other parts of boards,panels,consoles,for voltage <=1000 volt	47.900	112.146	566.670	1.539.381
8538902100 Parts/printed circuit ass. of telephoneplug connec for wires,wafer prober>1000v	1.261	16.892	11.734	221.647
8538902900 Other parts of boards,panels,consoles,for voltage > 1000 volt	245.228	782.455	9.211.097	28.463.125
8539101000 Sealed beam lamp units for motorvehicles of chapter 87	11.065	44.747	187.207	490.290
8539109000 Other sealed beam lamp units	7.329	42.783	25.310	169.754
8539212000 Tungsten halogen for used in medicalequipment	259	305	20.520	21.167
8539213000 Tungsten halogen for used for vehicles	18.002	45.987	137.566	702.100
8539214000 Other reflector lamp bulbs of tungstenhalogen	2.909	4.252	20.808	33.671
8539219000 Oth tungsten halogen	14.346	55.007	163.458	544.765
8539222000 Other filament lamps, infra red, power<200 & voltage>100v in medical equip	91	124	1.893	4.972
8539223000 Other reflector lamp bulbs of a power<=200w & for voltage > 100 volt	833	1.269	5.658	12.397
8539229000 Other filament lamps, infra red, power<=200 w& voltage>100v	2.774	7.546	27.371	77.526
8539291000 Other filament lamps, excluding uvor infra-red lamps, in medical equipment	8	33	499	1.134
8539292000 Other filament lamps, excluding uvor infra-red lamps, for motor vehicles	65.141	197.433	650.412	2.470.852
8539293000 Other reflector lamp bulbs	6.602	18.236	68.949	242.899
8539294000 Flashlight bulbs; miniature indicatorbulbs, rated up to 2.25 v	1.375	2.677	11.765	17.494
8539295000 Other filament lamps, capacity > 200w &<=300w, voltage>100volts	1.709	6.026	54.373	71.008
8539296000 Other filament lamps, capacity < 200w &<=300w, voltage <= 100volts	1.535	2.192	32.104	50.951
8539299000 Other filament lamps, excl ultra-violetor infra-red lamps	112.330	225.667	488.635	1.227.019

**I.3. IMPOR MENURUT KOMODITI / IMPORT BY HS COMMODITY**  
**\*\*\* MARET / MARCH 2009 \*\*\***

H S Uraian Komoditi Commodity Description	Berat Bersih / Net Weight (Kg)		Nilai / Value C.I.F (US\$)	
	Bulan ini Current Month	Kumulatif Cum.Jan. to date	Bulan ini Current Month	Kumulatif Cum.Jan. to date
8539311000 Tubes for compact fluorescent lamps	41.456	137.165	182.455	1.549.485
8539319010 Tube lamps	39.734	147.995	243.683	851.050
8539319020 Compact fluorescent lamps	51.519	108.642	450.603	1.067.213
8539319090 Other fluorescent, hot cathode	870.537	3.001.956	6.680.211	21.383.032
8539320000 Mercury/sodium vapour lamps; metalhalide lamps	21.443	63.630	356.617	1.170.202
8539391000 Tubes for compact fluorescent lamps,cold cathode types	97.236	136.877	195.995	271.952
8539392000 Discharge lamps for decorative andpublicity purposes	180	263	3.769	3.992
8539393000 Other fluorescent cold cathode types	1.352	2.755	9.849	27.363
8539394000 Electric lamps for mtr vehicle/cycles	22.665	51.302	234.533	439.792
8539399000 Discharge lamps, other than uv lamps	18.902	53.623	245.030	428.769
8539410000 Arc lamps	3	246	97	65.970
8539490000 Ultra-violet/infra-red lamps	12.063	37.518	79.111	224.045
8539901000 Part of alumi end caps for fluorescentlamps alum. screw caps for incand lamps	232.529	604.974	1.274.170	5.609.786
8539902000 Oth parts,for lamps of vehicles of allkinds	14.635	25.732	18.619	73.512
8539909000 Oth part of elect filament/dischargelamps including sealed beam lamp unit	279.595	711.305	1.608.159	6.827.532
8540110000 Color cathode-ray television picturetube incl video monitor cathode-ray tube	2.106.063	5.895.824	4.241.422	13.000.194
8540120000 B/w cathode-ray TV picture tubes,incl video monitor cathode-ray tubes	0	203.257	0	140.229
8540200000 Tv camera tubes; image converters andintensifiers; other photo-cathode tubes	0	28	0	262
8540401000 Data/graphic display tubes color foruse with articles of heading 85.25	0	1.402	0	246.530
8540409000 Data/graphic display tube color not foruse with articles of heading 85.25	3	21	76	669
8540500000 Data/graphic display tubes, black andwhite/other monochrome	1.030	3.386	14.757	33.226
8540600000 Other cathode-ray tubes	0	320	0	11.087
8540710000 Magnetrons of microwave tubes	25	145	652	27.178
8540720000 Klystrons of microwave tubes	0	3	0	40
8540790000 Travelling wave tube, carcinotrons exclgrid-controlled tubes of microwave tubes	1.388	1.785	24.272	30.060
8540810000 Receiver/amplifier valves and tubes	20	1.395	253	298.056
8540890000 Other valves and tubes	1.757	2.525	53.401	142.098
8540910000 Parts of cathode-ray tubes	12.190	33.858	203.558	710.797
8540991000 Parts of microwave tubes	0	1	0	4
8540999000 Other parts of thermionic, cold cathodeor photo cathode valves and tubes	13.543	14.102	135.393	188.833
8541100000 Diodes, other than photosensitive/lightemitting diodes	147.742	468.979	6.911.372	21.155.413
8541210000 Transistor with a dissipation rateof < 1 w	9.082	19.980	609.988	1.286.623
8541290000 Transistor with a dissipation rateof >= 1 w	65.032	165.549	3.688.096	8.811.217
8541300000 Thyristors,diacs and triacs, other thanphotosesintive devices	2.748	8.421	525.455	1.484.315
8541401000 Light emitting diodes	9.716	33.685	463.464	1.736.972
8541402000 Photocells, including photodiodes/photo-transistors	30.551	40.493	874.215	2.069.083
8541409000 Oth photosensitive semiconductor device,including photovoltaic cells	40.438	80.270	1.531.710	6.513.572
8541500000 Other semiconductor devices	54.498	99.367	1.307.178	2.995.525
8541600000 Mounted piezo-electric crystals	8.487	28.538	561.347	1.525.830
8541900000 Parts of diodes,transistors & similarsemiconductor devices	2.443	35.287	444.766	2.315.260
8542310000 Processors,controller, converter, logiccircuit, amplifier, clock timing circuit	77.696	222.276	15.055.419	31.115.862
8542320000 Memories of elect integrated circuits	25.816	58.268	1.297.313	2.815.651
8542330000 Amplifiers of elect integrated circuits	22.910	38.557	113.791	327.346
8542390000 Other electronic integrated circuits	119.278	334.558	28.093.121	87.979.250
8542900000 Parts of electronic integrated circuits	66.559	249.822	19.712.932	61.218.652
8543100000 Particle accelerators	162	1.998	502	14.379
8543200000 Signal generators	2.844	20.117	29.326	140.439
8543302000 Wet processing equip. for the applic.by immersion of chemical/elec.chemical	0	195	0	10.883
8543309000 Oth machines & app for electroplating,electrolysis/electrophoresis	61.890	172.000	1.344.881	5.970.697
8543701000 Electric fence energisers	2.339	2.396	39.572	72.206
8543702000 Remote control apparatus, other thanradio remote control apparatus	41.307	151.668	200.670	736.294
8543703000 Electrical machines with translationor dictionary functions	1.750	6.678	152.200	616.567
8543704000 Equip for the removal of dust particlesor elimination of electrostatic charge	847	1.710	21.359	61.883
8543705000 Integrated receiver/decoder ird fordirect broadcast multimedia systems	97.379	283.784	942.859	4.166.201
8543709010 Electrical mine detonators	511	5.374	44.483	130.198
8543709090 Other electrical detonators	214.578	443.351	1.226.095	2.809.429
8543901000 Parts of goods of subheading 8543.10/8543.20	142	14.656	9.611	134.603
8543902000 Parts of goods of subheading 8543.30.20	28.094	47.555	45.803	86.488
8543903000 Parts of goods of subheading 8543.70.30	1.708	36.382	17.742	302.833
8543904000 Parts of goods of subheading 8543.70.40	271	307	32.921	35.835
8543905000 Parts of goods of subheading 8543.70.50	13.921	14.134	26.171	27.222
8543909000 Other parts of goods of heading 8543	96.574	228.065	1.134.652	2.727.551
8544110010 Winding wire of copper, laquered/enamelled	195.247	639.709	1.360.564	5.649.260
8544110020 Winding wire of copper, cover with papertextile material/PVC	124.465	339.429	830.882	2.252.010
8544110030 Winding wire of copper, laquer/enamelled& cover with paper, textile material/PVC	94.914	235.475	318.252	1.012.173
8544110040 Winding wire of copper, rect cross-sect.and without connectors	104.584	222.676	729.188	1.701.268
8544110090 Other winding wire of copper	539.407	1.329.121	2.486.375	7.956.771
8544191000 Winding wire not of copper, laquered/enamelled	2.394	5.546	16.380	49.219
8544192000 Winding wire not of copperof manganese resistance wire	4.826	51.134	16.193	2.377.991
8544199000 Other winding wire not of copper	310.841	1.411.598	1.986.658	7.801.324
8544201000 Insulated cables fitted with connectors,for a voltage <=66.000volts	143.734	585.337	1.178.171	3.753.410
8544202000 Insulated cable not fitted withconnector for a voltage <=66.000volts	617.199	1.536.800	2.663.689	8.370.989
8544203000 Insulated cables fitted with connectorsfor a voltage >66.000volts	461	7.157	80.110	161.551



**I.3. IMPOR MENURUT KOMODITI / IMPORT BY HS COMMODITY**  
**\*\*\* MARET / MARCH 2009 \*\*\***

H S Uraian Komoditi Commodity Description	Berat Bersih / Net Weight (Kg)		Nilai / Value C.I.F (US\$)	
	Bulan ini Current Month	Kumulatif Cum.Jan. to date	Bulan ini Current Month	Kumulatif Cum.Jan. to date
8544204000 Insulated cables not fitted withconnectors for a voltage >66.000volts	504	24.831	22.733	483.503
8544301000 Wiring harnesses for motor vehicles	59.271	155.545	827.486	2.303.970
8544309000 Oth ignition wiring sets,oth wiring setfor used in vehicles, aircraft/ships	325.900	654.469	2.747.969	6.738.391
8544421100 Telephone, telegraph, radio relay cables submarine, for communication, <= 80 v	24.038	51.779	338.793	750.491
8544421900 Other fitted with connectors for telecom-munication, voltage <= 80 v	80.578	152.416	1.089.248	3.097.228
8544422000 Fitted with connectors for telecom-munication voltage > 80 v & <= 1000 v	20.566	110.717	114.007	725.240
8544423000 Battery cables for voltage <= 1000 v	3.406	12.755	30.977	115.485
8544429000 Oth fitted with connector, for voltage<= 1000 volts	248.061	1.005.196	2.557.132	9.799.961
8544491100 Telephone,telegraph,radio relay cables submarine, not for communication, <=80 v	1.206	83.755	12.378	1.282.115
8544491900 Other fitted with connectors not for telmunication, voltage <= 80 v	98.416	304.019	571.621	2.314.870
8544492100 Shielded wire for mnfact. of auto-wiringharnesses, not for communication, <=80 v	1.899.525	2.352.577	6.969.558	9.090.262
8544492900 Oth fitted with connectors, <= 80 v,not for used for telecommunications	48.162	125.206	354.647	1.483.015
8544493100 Telephone,telegraph,radio relay cables submarine, for communic., >80v & <=1000	163	14.871	563	106.526
8544493900 Oth fitted with connectors for telecommunication, voltage > 80 v and < 1000 v	109.547	201.669	1.038.194	1.610.719
8544494000 Other fitted with connectors, > 80 v & <= 1000 v of a kind not used for telecom	54.846	278.779	571.891	2.852.677
8544601000 Other electric conductors, volt > 1 kv and <= 36 kv	48.085	338.899	433.176	2.277.309
8544602100 Plastic insulated elec.cable havingcross sec<=400mm for 36kv<volt<=66kv	95	34.226	7.509	108.734
8544602900 Plastic insulated elec.cable havingcross sec>400mm for 36kv<volt<=66kv	680.251	997.831	6.470.578	9.243.142
8544603000 Other electric conductors, for a voltage> 66 kv	60.799	515.615	584.541	5.348.247
8544701000 Optical fibre cables teleph,telegraph,radio relay cables,submarine	47.269	54.619	166.121	1.179.111
8544709000 Other optical fibre cables	23.086	218.223	397.947	2.192.947
8545110000 Electroda of a kind used for furnaces	1.224.788	1.907.043	6.335.944	8.935.704
8545190000 Electroda of a kind used not for furnace	19.850	39.301	81.489	209.657
8545200000 Carbon brushes for electrical purpose	16.799	52.247	280.992	933.939
8545900010 Battery carbons	176.529	481.299	609.938	1.779.618
8545900090 Lamp carbon, oth articles of graphite/oth carbon, with/without metal	5.625	44.928	291.721	727.569
8546100000 Electrical insulators of any material ofglass	23.264	187.356	63.160	794.051
8546200010 Ceramic bushing for transformator	16.427	65.946	156.716	608.238
8546200090 Oth elect insulators of any material ofceramics	214.788	661.188	331.215	1.490.200
8546900000 Oth elect insulators not of glass andof ceramics	24.212	500.622	306.609	2.941.075
8547100000 Insulating fitting of ceramics	42.232	83.931	455.222	970.521
8547200000 Insulating fitting of plastics	80.131	275.906	1.702.241	5.736.000
8547901000 Elect conduit, joints therefor, of basemetal lined with insulating materials	25.746	80.797	394.457	983.958
8547909000 Oth insulating fittings for elect mach,appliances/equipment, being fittings	280.745	637.409	1.244.816	2.835.331
8548101100 Lead acid scrap of primary cells/battery/elect accumulators used in aircraft	0	36	0	2.120
8548109000 Other waste, scrap of primary cells,primary	16	17	254	334
8548901000 Image sensors contact type copmrisinga photo-conductive sensor element	3.914	21.965	179.618	433.903
8548902000 Printed circuit assemblies incl suchassemblies for external connections	29.133	93.088	1.843.302	6.511.874
8548909000 Other electrical parts of mach and app, nes	73.512	152.455	2.206.412	6.109.114
8601100000 Rail locomotives powered from anexternal source of electricity	265.000	268.939	839.269	909.614
8601200000 Rail locomotives powered by electricaccumulators	1	1	33	33
8602100000 Diesel-electric locomotives	79	16.544	1.138	221.742
8603100000 Self-propelled railway, tramway coach, vantruck powered from ext. source of elect	3	2.236	2.438	20.922
8603900000 Self-propelled railway, tramway coach, vantruck not power from ext source of elec	5	21	1.502	2.393
8604000000 Railway/tramway maintenance/servicevehicles, whether/not self-propelled	15.855	88.441	19.667	877.477
8605000000 Railway/tramway passenger coach,not selfpropelled,luggage van,post office coa	9	9	17	17
8606100000 Tank wagons and the like	199	252	7.040	7.878
8606910000 Railway/tramway goods vans & wagonnot self-propelled covered and closed	0	535	0	3.758
8606920000 Railway/tramway goods vans&wagon notself prope open,removable height<=60c	78	78	883	883
8606990000 Railway/tramway goods vans&wagon notself prope open,removable height > 60c	762	766	502	2.413
8607120000 Other bogies and bissel-bogies	1.100	30.577	5.264	141.593
8607190000 Oth, including parts axles & wheels	27.116	691.067	302.460	3.880.073
8607210000 Air brakes and parts thereof	7	576	14	29.214
8607290000 Brakes and parts thereof other than airbrakes	0	1.328	0	36.008
8607300000 Hooks & oth coupling devices, buffers,and parts thereof	75	3.936	1.217	49.618
8607910000 Other parts of locomotives	16	2.016	27	117.035
8607990000 Other part of trolling stone	4.619	22.506	70.042	187.062
8608002000 Electromechanic equip of railway/tramwaytrack fixtures,fitting, mechanic signal	0	6.218	0	165.669
8608009000 Non-electromech equip of railway/tramwaytrack fixtures,fitting, mechanic signal	0	18.938	0	113.325
8609001000 Containers of metal design & equip forcarriage by one/more modes of transport	38.407	135.603	74.439	737.674
8609009000 Other containers design & equip forcarriage by one/more modes of transport	84.227	279.991	201.988	617.615
8701101100 Pedestrian controlled tractors, power<=22.5 kw for agricultural use	16.870	23.388	247.338	272.938
8701102900 Pedestrian controlled tractors, power> 22.5 kw oth than for agricultural use	0	4.886	0	21.908
8701209000 Road tractors for semi-trailers, not ckd	0	343.380	0	3.688.538
8701302000 Track-laying tractors of a cylinder cap> 1100 cc	0	72.070	0	677.335
8701901100 Agriculture tractors of a cylinder cap<= 1100 cc	6.527	26.231	21.936	117.549
8701901900 Agriculture tractors of a cylinder cap<= 1100 cc	29.800	546.888	170.000	3.028.489
8701909100 Other tractors of a cylinder capacity<= 1100 cc	0	2.463	0	16.000
8701909900 Other tractors of a cylinder capacity> 1100 cc	0	253.288	0	1.512.199
8702101400 Motor vehicles for the transport >=10 p,vehicle weight >= 24 t, ckd, diesel	8.865	8.865	242.800	242.800
8702102100 Motor vehicles for the transport >=10 p,vehicle weight < 6 t, not ckd, diesel	0	214.341	0	2.225.835
8703101000 Golf cars, including golf buggies	9.765	24.002	3.500	30.797
8703109000 Vehicles specially designed for travelon snow and similar vehicles	0	1.930	0	110.629

**I.3. IMPOR MENURUT KOMODITI / IMPORT BY HS COMMODITY**  
**\*\*\* MARET / MARCH 2009 \*\*\***

H S Uraian Komoditi Commodity Description	Berat Bersih / Net Weight (Kg)		Nilai / Value C.I.F (US\$)	
	Bulan ini	Kumulatif	Bulan ini	Kumulatif
	Current Month	Cum.Jan. to date	Current Month	Cum.Jan. to date
8703212990 Other motor cars, <= 1,000 cc, not ckdinternal combust recipro piston engine	750	750	8.763	8.763
8703221190 Other motor cars, 1,000-1500 cc, ckdinternal combust recipro piston engine	74	74	5.351	5.351
8703221910 Sedan/station wagon,1,000-1500cc,not ckdinternal combust recipro piston engin	442.470	1.901.994	4.340.549	17.006.435
8703221990 Oth motor cars, 1,000-1500 cc, not ckdinternal combust recipro piston engine	215.431	882.205	1.643.285	6.318.620
8703229000 Other vehicles, 1,000-1500 cc, not ckdinternal combust recipro piston engine	2.114	2.114	9.368	9.368
8703231000 Ambulances, 1500-3000 cc intern combustreciprocating piston engine	0	2.770	0	3.317
8703234190 Other motor cars, 1500-1800 cc, ckdinternal combust recipro piston engine	0	2.500	0	6.879
8703234290 Other motor cars, 1800-2000 cc, ckdinternal combust recipro piston engine	85.703	291.603	581.404	1.981.008
8703235110 Sedan/station wagons, 1500-1800 cc, notinternal combust recipro piston engine	284.366	599.904	2.676.046	6.354.576
8703235190 Other motor cars, 1500-1800 cc, not ckdinternal combust recipro piston engine	48.656	153.073	602.099	1.735.502
8703235210 Sedan/station wagons, 1800-2000 cc, notinternal combust recipro piston engine	52.957	146.294	659.034	1.682.934
8703235291 Oth motor car,1800-2000 cc, (4x2) system,not ckd,int combust recipro pist engin	2.578	18.304	26.656	188.789
8703235310 Sedan/station wagon,2000-2500cc,not ckdinternal combust recipro piston engine	15.991	183.248	198.813	2.531.846
8703235391 Oth motor car,2000-2500cc, (4x2) system,not ckd,int combust recipro pist engine	293.676	1.091.527	3.292.276	11.872.040
8703235392 Oth motor car,2000-2500cc, (4x4) system,not ckd,int combust recipro pist engine	16.700	35.590	178.410	387.897
8703245410 Sedan/station wagon,2500-3000cc,not ckdinternal combust recipro piston engine	5.265	49.440	109.377	1.178.348
8703235492 Oth motor car,2500-3000cc, (4x4) system,not ckd,int combust recipro pist engine	2.145	22.685	41.800	269.690
8703245010 Sedan/station wagons, > 3000 cc,not ckdinternal combust recipro piston engine	41.154	102.319	859.344	2.402.241
8703245091 Oth motor cars, > 3000 cc, (4x2) system,not ckd,int combust recipro pist engine	8.322	32.682	106.801	384.239
8703245092 Oth motor cars, > 3000 cc, (4x4) system,not ckd,int combust recipro pist engine	161.731	324.001	2.036.853	3.964.661
8703325100 Sedan/station wagon,1500-2000cc,not ckd,diesel	80.389	101.264	540.299	731.277
8703325900 Other motor cars, 1500-2000 cc, not ckd,diesel	0	3.600	0	32.724
8703329900 Other vehicles, 2000-2500 cc, not ckd,diesel	1.892	251.490	16.550	2.348.207
8703334190 Other motor cars, 2500-3000 cc, ckd,diesel	3.400	3.400	50.000	50.000
8703335100 Other motor cars, 2500-3000 cc, not ckd,diesel	2.321	4.913	23.193	47.393
8703335200 Other motor cars, > 3000 cc, not ckd,diesel	35.138	43.798	590.039	683.495
8703339000 Other vehicles, > 2500 cc, not ckd,diesel	0	10.398	0	209.660
8704102100 Damper designed for off highway, >24 t,ckd	153.000	1.364.755	2.021.704	21.396.082
8704102200 Damper designed for off highway, > 24 tnot ckd	2.196.720	10.342.140	24.030.174	120.766.186
8704211900 Other vans, <= 5 t, ckd, diesel	1.656	10.057	7.332	833.179
8704212900 Other vans, <= 5 t, not ckd, diesel	888.037	3.352.900	6.407.011	25.064.918
8704222900 Other vans, 5-6 t, not ckd, diesel	2.900	12.114	5.840	84.163
8704222919 Other vans, 6-10 t, not ckd, diesel	0	2.826	0	4.809
8704234900 Other vans, > 24 t, not ckd, diesel	412.768	1.338.463	5.473.525	12.169.217
8704312900 Other vans, <= 5 t, not ckd,internal combustion piston engine	0	686.893	0	3.715.002
8704322300 Tanker vehicles, 5-6 t, not ckd,internalcombustion piston engine	7.500	7.500	28.775	28.775
8704328900 Other vans, > 24 t, not ckd, internalcombustion piston engine	7.000	14.000	38.689	81.421
8704901000 Motor vehicles for the transport of good, ckd	16.901	16.901	170.780	170.780
8705100000 Crane lorries	0	46.870	0	345.274
8705300000 Fire fighting vehicles	0	17.280	0	346.120
8705905000 Street clean vhcl, incl cesspit emptiermobile clinic;spray lorries of all kinds	0	13.207	0	181.546
8705909000 Other special purpose motor vehicles	152.346	249.236	1.628.325	4.753.469
8706001900 Oth chasis fitted with engines for vhclsof heading 8701	72.158	72.158	65.334	65.334
8706002000 Chasis fitted with engines for vehiclesof heading 8702	0	55.200	0	136.688
8706003000 Chasis fitted with engines for vehiclesof heading 8703	0	5.505	0	89.720
8706005000 Chasis fitted with engines for vehiclesof heading 8705	0	232	0	532
8707100000 Bodies for the vehicles of heading 8703	647	12.460	5.885	52.279
8707901000 Bodies for the vehicles of heading 8701	0	121	0	700
8707909000 Bodies for the vehicles of heading 8702,8704	46.410	559.885	614.859	4.161.612
8708101000 Bumper & parts for vehicles heading 8701	2.395	9.238	20.651	61.740
8708109000 Bumper & parts for vehicles heading 8702;8703;8704; 8705	83.389	299.257	969.129	3.071.600
8708211000 Safety seat belt for vehicles 8701	35	104	312	1.012
8708219000 Safety seat belt for vehicles 8702; 8703; 8704; 8705	29.501	128.209	356.309	1.338.060
8708291100 Component of door trim assembly for hd8701	472	2.267	8.935	51.996
8708291200 Component of door trim assembly for hd8703	83.544	170.237	378.855	1.205.424
8708291300 Component of door trim assembly for hd8705/subheading 8704.10	7.658	18.462	86.729	179.963
8708291900 Component of door trim assembly for hd8702 & 8704 (exlcuding 8704.10)	31.888	103.456	208.311	473.412
8708292000 Parts of safety seat belts of heading8701-8705	73.289	190.108	395.167	1.239.247
8708299100 Oth part, access of bodies for agricul.tractors of subhead 8701.10/8701.90	7	904	164	19.860
8708299200 Oth part, access of bodies for agricul.vehicles of heading 8701	19	2.733	733	10.570
8708299300 Oth part, access of bodies for agricul.of heading 8703	701.945	1.421.821	3.438.479	10.508.935
8708299900 Oth part, access of bodies for agricul.of heading 8702; 8704; 8705	258.227	521.138	1.911.172	3.714.700
8708301000 Brakes,servo-brakes; parts thereof forvehicles of heading 87.01	2.462	21.971	125.540	196.610
8708302000 Brakes,servo-brakes; parts thereof forvehicles of heading 87.03	507.538	821.817	2.695.354	7.319.169
8708309000 Brakes,servo-brakes; parts thereof forvehicles of heading 8702; 8704; 8705	189.454	954.206	1.570.330	5.509.139
8708401100 Gear boxes, unassembled for vehicles ofheading 87.03	580	15.252	4.486	69.993
8708401200 Gear boxes, unassembled for vehicles ofsubheading 8704.10/heading 8705	2.876	7.082	106.645	192.666
8708401900 Gear boxes, unassembled for vehicles ofhead 8701-8702 & 8704 (exc 8704.10)	91.045	209.809	1.535.957	3.580.294
8708402100 Gear boxes, assembled for agri tractorsof subheading 8701.10/8701.90	2	163	70	716
8708402200 Gear boxes, assembled for oth vehicle ofheading 87.01	24	6.777	697	75.053
8708402300 Gear boxes, assembled for vehicle of hd87.03	6.814	67.920	114.903	793.414
8708402400 Gear boxes, assembled for vehicle ofsubheading 8704.10/heading 8705	1.017	1.998	20.451	42.855
8708402900 Gear boxes, assembled for vehicles ofheading 8702 & 8704 (exlcuding 8704.10)	200.230	241.546	776.521	1.109.534

**I.3. IMPOR MENURUT KOMODITI / IMPORT BY HS COMMODITY**  
**\*\*\* MARET / MARCH 2009 \*\*\***

H S Uraian Komoditi Commodity Description	Berat Bersih / Net Weight (Kg)		Nilai / Value C.I.F (US\$)	
	Bulan ini Current Month	Kumulatif Cum.Jan. to date	Bulan ini Current Month	Kumulatif Cum.Jan. to date
8708409000 Parts of gear boxes	20.578	150.715	39.233	527.927
8708501100 Drive-axles with differential, unassablfor vehicles of heading 87.03	126.347	362.588	1.407.673	4.680.864
8708501200 Drive-axles with differential, unassablfor vhcl of subhead 8704.10/head 8705	12.046	24.910	14.054	88.138
8708501900 Drive-axles with differential, unassablfor vhcl hd 8701-8702&8704(exlc 8704.10)	53.039	162.996	315.551	1.289.824
8708502100 Drive-axles with differential, assabledfor agri tractor of subhd 870110,870190	0	28	0	286
8708502200 Drive-axles with differential, assabledfor other vehicles of heading 87.01	234	17.858	8.222	236.903
8708502300 Drive-axles with differential, assabledfor vehicles of heading 87.03	98.255	396.823	838.153	3.421.754
8708502400 Drive-axles with differential, assabledfor vhcl of subhd 8704.10/hd 87.05	2.206	30.739	44.363	322.974
8708502900 Drive-axles with differential, assabledfor vhcl of hd 8702,8704 (exlc 8704.10)	243.138	630.837	1.890.452	4.056.069
8708509000 Parts of drive-axles with differential,non-driving, axles	143.686	217.803	416.906	812.686
8708701100 Wheel centre discs and caps for agritractors of subheading 8701.10/8701.90	269	48.186	5.933	128.969
8708701200 Wheel centre disc & cap for oth vehicleof heading 87.01	18.420	18.420	96.561	96.561
8708701300 Wheel centre disc & cap for oth vehicleof heading 87.03	192.151	727.015	482.338	1.848.117
8708701400 Wheel centre disc & cap for oth vehicleof subheading 8704.10/heading 87.05	12.422	137.064	28.690	616.413
8708701900 Wheel centre disc & cap for oth vehicleof heading 8702 & 8704 (exlc 8704.10)	249.451	522.494	506.728	1.133.319
8708709100 Other road wheel for agri tractors ofsubheading 8701.10/8701.90	172	3.978	1.039	46.176
8708709300 Other road wheel for vehicles of head87.03	42.892	89.679	270.961	729.514
8708709400 Other road wheel for vehicles of subhd8704.10/heading 87.05	29.556	49.654	71.680	310.913
8708709900 Other road wheel for vehicles of head8702 & 8704 (exlcuding 8704.10)	147.381	337.732	407.719	827.637
8708801100 Suspension systems for agri tractors ofsubheading 8701.10/8701.90	198	2.081	8.649	21.789
8708801200 Suspension systems for oth vehicles ofheading 87.01	118	2.579	4.408	66.870
8708801300 Suspension systems for vehicles of head87.03	30.120	70.813	115.189	262.224
8708801400 Suspension systems for vehicle of sebhd8704.10/heading 87.05	98	14.610	4.128	226.883
8708801900 Suspension systems for vehicle of sebhd8702 & 8704 (exlcuding 8704.10)	54.456	164.002	152.733	425.241
8708809000 Parts of suspension systems (incl shock-absorbers)	264.152	761.225	1.603.998	4.913.378
8708911100 Radiators systems for agri tractors ofsubheading 8701.10/8701.90	626	8.405	5.434	35.451
8708911200 Radiators for other vehicles of heading87.01	308	824	13.715	26.207
8708911300 Radiators for vehicles of heading 87.03	8.020	30.867	70.686	287.268
8708911400 Radiators for vehicles of subhd 8704.10or heading 87.05	14.578	23.756	142.855	246.615
8708911900 Radiators for vehicles of heading 87.02,8704 (exlcuding 8704.10)	75.449	161.048	538.955	1.015.147
8708919000 Parts of radiator	104.180	289.513	850.015	2.403.412
8708921000 Silencers (mufflers),exhaust pipe; partsfor vehicles of heading 87.01	88	243	1.120	8.457
8708922000 Silencers (mufflers),exhaust pipe; partsfor vehicles of heading 87.03	1.707.448	2.378.187	2.307.874	7.454.545
8708923000 Silencers (mufflers),exhaust pipe; partsfor vhcl of subhd 8704.10/head 87.05	155	575	2.536	11.029
8708929000 Silencers (mufflers),exhaust pipe; partsfor vhcl of hd 8702,8704 (exlc 8704.10)	50.668	140.149	471.910	1.646.757
8708931000 Clutches and parts thereof for agritractors of subhd 8701.10/8701.90	5.121	21.531	44.751	321.241
8708932000 Clutches, parts thereof for oth vehicleof heading 87.01	18	80	627	2.320
8708933000 Clutches, parts thereof for oth vehicleof heading 87.03	123.232	338.117	1.560.691	4.039.905
8708934000 Clutches, parts thereof for vehicles ofsubheading 8704.10/heading 87.05	786	3.321	13.735	57.275
8708939000 Clutches, parts thereof for vehicles ofheading 8702 & 8704 (exlcuding 8704.10)	114.506	424.107	712.149	2.244.299
8708941000 Steering wheels with airbag assemblies	5.450	9.797	70.652	166.432
8708949100 Oth steering wheels, columns,boxes foragri. tractors of subhd 8701.10,8701.90	163	185	3.226	3.978
8708949200 Oth steering wheels, columns,boxes forother vehicles of heading 87.01	245	378	9.990	12.476
8708949300 Oth steering wheels, columns,boxes forvehicles of subheading 87.03	293.889	821.511	3.421.120	10.673.008
8708949900 Oth steering wheels, columns,boxes forfor vehicles of head 8702, 8704, 8705	36.923	101.986	260.501	584.039
8708951000 Safety airbags with inflater system	17.212	251.444	262.540	1.339.976
8708959000 Parts of safety airbags with inflatersystem	377	6.134	22.989	46.774
8708991100 Unassembled fuel tank;engine bracket forvehicles of heading 87.01	103.130	276.607	1.040.707	2.654.552
8708991200 Unassembled fuel tank;engine bracket forvehicles of heading 87.03	79.806	217.274	379.117	1.854.587
8708991900 Unassembled fuel tank;engine bracket forvehicles of head 87.02; 87.04; 8705	60.961	215.463	434.394	1.648.508
8708999100 Other parts and accesories for agritractors of subhd 8701.10/8701.90	4.772	25.944	125.652	581.331
8708999200 Other parts,acces for other vehicles ofheading 87.01	48	271	1.901	4.792
8708999300 Other parts,acces for other vehicles ofheading 87.03	1.316.527	3.727.227	11.070.536	30.504.124
8708999900 Other parts,acces for other vehicles ofheading 87.02, 8704, 8705	2.080.585	5.969.757	16.221.318	44.616.425
8709110000 Electrical vehicles	0	319	0	3.949
8709190000 Non elect work truck,self-propelled,notfitted with lift/handl equip,in factory	15.804	33.930	112.136	276.732
8709900000 Part of work trucks,self-propelled, notfitted with lift/handl equip, in factory	12.139	22.979	81.210	195.446
8710000000 Tanks, other armoured fighting vehicles,motorised, with weapons/not, & parts	100.797	101.928	5.052.396	5.088.729
8711101100 Motorcycle,incl moped,scooters, recipoint combust piston engine < 50 cc, ckd	0	9.472	0	28.276
8711101900 Other motorcycles, reciprocatinginternal piston engine < 50 cc, ckd	0	37.056	0	45.182
8711109100 Motorcycle,incl moped,scooters, recipoint combust piston engine <50 cc,not ckd	0	36.001	0	46.500
8711109900 Other motorcycles, recipro int pistonengine < 50 cc, not ckd	0	684	0	2.400
8711201090 Motocross motorcycles, with recipro intcombust pist engine, 50-250 cc, not ckd	4.973	25.789	81.974	246.942
8711202100 Motorcycles, scooters, with recipro intcombust piston engine, 50 -125 cc, ckd	6.863	6.863	19.488	19.488
8711202200 Motorcycles, scooters, with recipro intcombust piston engine, 125 -150 cc, ckd	6.348	6.348	13.816	13.816
8711202300 Motorcycles, scooters, with recipro intcombust piston engine, 150 -200 cc, ckd	0	21.450	0	77.400
8711204100 Motorcycles, scooters, with recipro intcombust piston engine, 50-125 cc,not ckd	859	2.331	10.718	38.136
8711204200 Motorcycles, scooters, with recipro intcombust piston engine, 125-150cc,not ckd	22.409	32.220	232.680	332.639
8711204300 Motorcycles, scooters, with recipro intcombust piston engine, 150-200cc,not ckd	3.820	58.618	48.012	480.084
8711204400 Motorcycles, scooters, with recipro intcombust piston engine, 200-250cc,not ckd	109.740	258.914	1.387.768	3.316.627
8711301090 Motocross motorcycles, with recipro intcombust pist engine, 250-500 cc, not ckd	0	4.438	0	308.630
8711401090 Motocross motorcycles, with recipro intcombust pist engine, 500-800 cc, not ckd	0	3.111	0	52.800
8711409000 Other motorcycles, recipro int pistonengine, 500 -800 cc, not ckd	250	1.476	6.750	54.584

**I.3. IMPOR MENURUT KOMODITI / IMPORT BY HS COMMODITY**  
**\*\*\* MARET / MARCH 2009 \*\*\***

H S Uraian Komoditi Commodity Description	Berat Bersih / Net Weight (Kg)		Nilai / Value C.I.F (US\$)	
	Bulan ini Current Month	Kumulatif Cum.Jan. to date	Bulan ini Current Month	Kumulatif Cum.Jan. to date
8711509000 Other motorcycles, recipro int pistonengine, > 800 cc, not ckd	785	1.035	17.617	23.517
8711905000 Other motorcycles, ckd	8.499	8.499	41.990	41.990
8711909000 Other motorcycles, not ckd	3.150	12.054	5.175	8.711
8712001000 Racing bicycles	0	1.352	0	9.523
8712002000 Bicycles designed to be ridden bychildren	256.487	1.611.129	196.565	1.418.014
8712003000 Other bicycles	28.268	138.479	43.035	204.996
8712009000 Other cycles	60.626	236.601	131.831	466.522
8713100000 Carriages for disabled persons, notmechanically propelled	43.675	89.501	114.532	226.019
8713900000 Carriages for disabled persons,mechanically propelled	0	51.771	0	116.893
8714110000 Saddles of motorcycles (incl. mopeds)	7.045	13.909	48.602	98.337
8714190010 Clutch assembly of motorcycles(incl. mopeds)	196.248	536.382	2.381.030	6.583.632
8714190020 Gear assembly of motorcycles(incl. mopeds)	273.577	999.859	1.266.346	5.917.051
8714190030 Spokes/nipples of motorcycles(incl. mopeds)	1.696.129	5.375.043	13.508.491	49.025.103
8714190040 Oth part & acces, for motorcycles ofsubheading, 8711.10, 8711.20/8711.90	29.697	258.187	152.985	1.526.442
8714190090 Oth part & acces, for motorcycles ofsubheading, 8711.30, 8711.40/8711.50	941.326	2.736.950	5.579.666	17.223.843
8714201900 Castors of a dia(incl. tyres) > 250 mmthat the wheel width > 30 mm	2.008	2.267	6.323	8.434
8714209000 Other parts of carriages for disabledpersons	4.097	7.681	9.287	15.773
8714911000 Frames & forks for bicycles of subhead8712.00.20	23.753	75.551	22.341	111.113
8714919000 Oth parts of forks	72.454	443.546	466.096	3.057.411
8714921000 Wheel rims and spokes for bicycles ofsubheading 8712.00.20	7.241	38.059	9.707	51.691
8714929000 Other wheel rims and spokes	58.662	278.899	270.081	1.390.181
8714931000 Hubs,(exlc coaster brake hub, hub brake,free/sprocket-wheel), bicycle 8712.00.2	8.727	17.772	46.947	83.516
8714939000 Oth hub, (exlc coaster braking hub, hubbrake, free/sprocket-wheel)	49.943	145.302	194.530	850.978
8714941000 Brakes,(incl coast brake hub,hub brake)for bicycles of subheading 8712.00.20	25.788	50.702	21.318	43.065
8714949000 Oth brakes, (incl coaster braking hubs,hub brakes)	137.639	521.021	756.263	3.244.408
8714951000 Saddles for bicycles of subhd 8712.00.20	976	3.610	4.283	8.063
8714959000 Other saddles	43.555	131.695	91.136	369.171
8714961000 Pedals and crank-gear,& parts thrf forbicycles of subheading 8712.00.20	78	14.902	152	3.816
8714969000 Other pedals and crank-gear,& parts thrf	34.519	139.227	116.903	750.776
8714991000 Parts & accessories of bicycle of subhd8712.00.20	20.588	20.934	29.868	30.405
8714999000 Parts & accessories of vehicle of head87.11 to 87.13. (exlc. 8712.00.20)	601.354	2.338.626	3.236.984	14.260.276
8715000000 Baby carriages, trailers, semi-trailers,oth vhcl, not mechanically propel;& part	144.430	375.277	325.662	769.272
8716200000 Self-loading/self-unloading trailers &semi-trailers for agricultural purposes	1.223	1.223	8.730	8.730
8716310000 Tanker trailers,tanker semi-trailers forthe transport of goods	24.018	34.119	210.406	252.498
8716394000 Agricultural trailers and semi-trailers	172.889	315.946	846.040	1.480.866
8716399000 Other trailers and semi-trailers for thetransport of goods	0	45.988	0	147.282
8716400000 Other trailers and semi-trailers	318.006	544.001	421.998	1.517.467
8716801000 Cart,wagon,sack truck,hand trolleys &similar hand-propelled vhcl used in fact	19.508	90.272	46.557	185.440
8716802000 Wheelbarrows a kind used in factory/workshops	45.410	69.099	55.387	86.189
8716809000 Oth vehicles, not mechanically propelled	15.272	45.888	111.354	489.375
8716901100 Wheels for trailers and semi-trailers	157.238	200.584	222.288	337.986
8716901300 Other parts for goods of subheading8716.20	16.170	53.890	17.965	128.336
8716901900 Other parts for trailers, semi-trailers	297.136	538.970	1.342.479	2.363.876
8716909100 Parts for goods of subhead 8716.80.10or 8716.80.20	5.393	30.589	10.776	83.995
8716909900 Other parts for other vehicles	195.823	344.048	273.626	703.183
8801000000 Balloon,dirigibles,glider, hang glidersand other non-powered aircraft.	30	30	826	826
8802110000 Helicopters of an unladen weight <=2,000 kg	1.210	1.210	6.290.557	6.290.557
8802209000 Other aircraft of an unladen weight,<= 2,000 kg	1.660	4.160	155.045	1.521.165
8802301000 Aeroplane of an unladen weight >2,000 kgand <= 15,000 kg	6.800	6.800	6.302.800	6.302.800
8802401000 Aeroplanes of an unladen weight> 15,000 kg	386.521	1.567.127	257.868.092	592.147.014
8802600000 Spacecraft (including satellites) andsuborbital, spacecraft launch vehicles	23	15.023	3.164	857.414
8803100000 Propellers, rotors, parts thereof ofheading 88.01/88.02.	13.005	37.854	247.606	2.002.545
8803200000 Under-carriages, parts thereof heading88.01/88.02.	1.971	2.214	108.199	163.954
8803300000 Other parts of aeroplanes/helicoptersheading 88.01/88.02.	15.863	51.348	2.990.710	18.305.838
8803901000 Parts of telecommunication satellites	5.103	33.897	294.348	491.925
8803902000 Parts of balloons, gliders/kites	13	25	7.163	7.772
8803909000 Other parts of goods of heading 88.01or 88.02	2.256	8.091	1.291.039	8.179.278
8804000000 Parachutes (incl dirigible parachutes,paragliders)&rotachutes,parts,acces thrf	104	200	1.364	175.821
8805100000 Aircraft launching gear, part thereof,deck arrestor/similar gear, part thereof	52	187	13.969	16.456
8805291000 Ground flying trainers	0	88	0	3.335
8805299000 Parts of ground flying trainers	2.450	3.433	178.167	247.507
8901101000 Cruise ships,excursion boats,ferry-boats of gross tonnage <= 26 ton	6	54	142	583
8901102000 Cruise ships,excursion boats,ferry-boats of gross tonnage>26 but<=250ton	0	1.381.000	0	234.905
8901206000 Tankers of gross tonnage > 5000 ton	18.118.000	20.929.000	20.000.000	30.207.433
8901901200 Other vessels, not motorised of grosstonnage > 26 but <= 250 ton	0	2.764.139	0	10.464.345
8901901400 Other vessels, not motorised of grosstonnage > 500 ton	6.120.000	35.302.861	4.039.332	64.702.033
8901902100 Other vessels, motorised of grosstonnage <= 26 ton	0	29.999	0	338.970
8901902200 Other vessels, motorised of grosstonnage > 26 but <= 250 ton	0	17.861.000	0	29.152.805
8901902300 Other vessels, motorised of grosstonnage > 250 but <= 500 ton	367.000	1.626.000	122.760	730.586
8901902400 Other vessels, motorised of grosstonnage > 500 but <= 4000 ton	4.392.200	18.826.200	4.709.600	36.181.245
8901902600 Other vessels, motorised of grosstonnage > 5000 ton	19.188.000	26.179.000	89.942.686	98.255.506
8902001300 Fishing vessels of gross tonnage> 40 but <= 100 ton	258.000	258.000	397.980	397.980
8902001400 Fishing vessels of gross tonnage> 100 but <= 250 ton	593.572	593.572	732.393	732.393

**I.3. IMPOR MENURUT KOMODITI / IMPORT BY HS COMMODITY**  
**\*\*\* MARET / MARCH 2009 \*\*\***

H S Uraian Komoditi Commodity Description	Berat Bersih / Net Weight (Kg)		Nilai / Value C.I.F (US\$)	
	Bulan ini	Kumulatif	Bulan ini	Kumulatif
	Current Month	Cum.Jan. to date	Current Month	Cum.Jan. to date
8902001500 Fishing vessels of gross tonnage> 250 but <= 4000 ton	998.000	1.159.000	2.188.890	2.268.033
8902009600 Factory ships&oth vessels for proc/preserv fishery of gro ton > 4000 ton	90.000	90.000	198.999	198.999
8903100000 Yachts&oth vessels for pleasure/sportsrowing boats&canoes, inflatable	1.967	16.716	8.048	129.095
8903910000 Sailboats, with/withoutauxiliary motor, not inflatable	2.671	2.671	6.536	6.536
8903990000 Other vessels for pleasure/sports;canoes, not inflatable	992	5.017	8.131	85.898
8904001900 Tugs of gro tonnage >26 ton, of apower <= 4000 hp	490.000	2.557.700	9.814.452	40.908.637
8904002100 Tugs of gro tonnage <26 ton, of apower <= 4000 hp	1.525	108.525	5.899	3.775.669
8904002900 Tugs of gro tonnage >26 ton, of apower > 4000 hp	84.000	1.120.000	495.000	906.730
8905100000 Dredgers	0	3.833.000	0	4.308.189
8905200000 Floating/submersible drilling/production platforms	1	403.233	82	2.182.944
8905901000 Floating docks of a gro ton > 100 tons	0	90.280	0	840.797
8905909000 Oth vessels w/navigability of which issubsidiary to their main function	561.243	851.454	2.971.036	4.467.131
8906901000 Lifeboats oth than rowing boats, othvessels of displacement <= 30 tons	17.150	45.771	117.700	284.900
8906909000 Lifeboats oth than rowing boats, othvessels of displacement > 30 tons	173.153	582.470	15.994.537	18.077.901
8907100000 Floating structures, inflatable rafts	32.527	119.391	168.381	745.529
8907901000 Buoys	24.515	72.262	160.442	269.354
8907909000 Other floating structures	127.263	372.622	274.879	2.033.283
8908000000 Articles of headings 89.01-89.06imported for breaking up	30	145	73.776	86.400
9001101000 Optical fibres,optical fibre bundles&cables for telecom.&oth electrical use	24.492	94.833	915.299	2.451.633
9001109000 Optical fibres, optical fibrebundles&cables for other purpose	5.881	51.055	443.080	1.983.696
9001200000 Sheets&plates of polarising material	1.016	3.889	61.598	224.194
9001300000 Contact lenses	66.990	219.173	6.534.106	19.316.881
9001400000 Spectacle lenses of glass	660	4.013	6.853	22.119
9001500000 Spectacle lenses of other materials	26.245	64.468	549.138	1.043.763
9001901000 Lenses & optic elements for photograpor cinematographic cameras	5.965	10.615	319.660	558.311
9001909010 Lenses & prisms forlighthouses/beacons	1.182	1.557	158.113	262.479
9001909090 Oth elements of glass not opticallyworked	28.969	37.091	659.745	783.929
9002119000 Objective lenses for cameras & otherprojector	5.771	9.837	32.690	81.053
9002190000 Objective lenses for oth instruments& apparatus	1.255	2.794	48.182	64.613
9002202000 Filters for cinematographic cameras,photographic cameras & oth projectors	0	1.161	0	5.221
9002209000 Filters for oth instruments&apparatus	653	919	27.370	46.155
9002901000 Lenses&prisms for lighthouses/beacons	1.651	1.693	17.875	18.484
9002902000 Lenses&prisms for cinematographicprojectors	3	3	70	70
9002903000 Lenses&prisms for cinematographic cam.photographic cameras&oth projectors	0	314	0	24.422
9002909000 Lenses&prisms for oth instruments	3.486	12.288	19.262	119.212
9003110000 Frames&mountings for spectacles,goggles of plastics	12.217	22.338	43.226	83.537
9003190000 Frames&mountings for spectacles,goggles of other materials	3.723	20.778	18.609	104.373
9003900000 Parts of frames&mountings forspectacles, goggles&the like	1.652	5.330	19.488	132.998
9004100000 Sunglasses	38.733	134.943	136.974	508.842
9004901000 Corrective spectacles	9.526	42.481	97.148	419.531
9004902000 Corrective goggles	0	1.737	0	4.866
9004905000 Protective goggles	182	1.348	7.580	17.853
9004909000 Other spectacles & goggles	47.049	133.704	168.718	545.858
9005100000 Binoculars	1.715	4.258	24.261	33.920
9005801000 Astronomical instrumens, excludinginstruments for radio-astronomy	0	707	0	3.599
9005809000 Monoculars & oth optical telescopes	1.203	20.752	6.028	279.964
9005901000 Parts&accessories (incl mountings) forastron.cal instr.ex.instrum.f rad.astr	0	157	0	546
9005909000 Parts&accessories (include mountings)for oth optical telescopes	445	1.322	1.452	3.487
9006109000 Oth cameras of a kind used forpreparing printing plates/cylinders	4.521	4.622	300.845	304.195
9006300000 Cameras specially design for underwater use for aerial survey, medical,or	7	195	100	18.096
9006400000 Instant print cameras	0	37	0	1.690
9006510000 Oth cameras with a slr, for roll filmof a width <= 35 mm	0	79	0	33.931
9006520010 Camr.of a kind used for recording doc.> 35 mm	0	102	0	8.002
9006520090 Other cameras for roll film of a width> 35 mm	0	1.022	0	5.942
9006530010 Cameras of a kind used for rec. doc onmicrofilm, microfiche	2	2	630	630
9006530090 Cameras of oth. a kind used for rec.doc on microfilm, microfiche	81	14.305	3.714	42.651
9006591000 Lasers photo plotters/imagesetterswith raster image processor	0	95	0	4.343
9006599010 Camr.of a kind used for recording doc.on mic.film, microfiche/oth microforms	4	4	838	838
9006599090 Other camera for recording documenton mic.film, microfiche/oth microforms	852	1.145	141.055	141.798
9006610000 Discharge lamp ("electronic") flashlight	0	1	0	165
9006690000 Oth photographic flashlight apparatus& flashbulbs	6.318	10.379	49.568	60.684
9006913000 Parts & accessories for cameras ofsubhead. 9006.40.00 to 9006.53.00	12.553	12.553	33.100	33.100
9006919000 Other parts & accessories for cameras	445	5.187	4.126	55.020
9006991000 Parts & accessories for photographicflash-light apparatus	0	946	0	2.451
9006999000 Parts & accessories not for photograpflash-light apparatus	9.086	21.989	1.218.440	3.079.407
9007110000 Cinematographic cameras for film ofwidth <16 mm/for double-8 mm film	0	13	0	4.794
9007190000 Other cinematographic cameras	130	1.155	7.420	126.306
9007209000 Oth projectors whether/not incorp.sound recording/reproducing apparatus	150	5.458	2.996	57.992
9007910000 Parts and accessories for cameras	7.883	23.327	688.282	2.021.151
9007920000 Slides and accessories for projectors	7.659	10.260	453.449	528.729
9008100000 Slide projectors, oth thancinematographic	74	1.541	225	4.413
9008200000 Microfilm, microfiche/oth m. readers,whether/not capable of prod. copies	1.698	2.280	60.733	89.706
9008300000 Other image projectors	1.202	5.012	5.531	31.268

**I.3. IMPOR MENURUT KOMODITI / IMPORT BY HS COMMODITY**  
**\*\*\* MARET / MARCH 2009 \*\*\***

H S Uraian Komoditi Commodity Description	Berat Bersih / Net Weight (Kg)		Nilai / Value C.I.F (US\$)	
	Bulan ini Current Month	Kumulatif Cum.Jan. to date	Bulan ini Current Month	Kumulatif Cum.Jan. to date
9008409000 Other photographic enlargers and reducers (other than cinematographic)	106	1.344	263	13.707
9008901000 Parts and accessories of the goods of subheading 9008.20.00	28.205	88.860	1.303.040	4.411.078
9008909000 Parts and accessories of other image projectors	11.897	12.081	14.400	16.039
9010100000 Apparatus and equipment for automatically developing x-ray film	11.309	33.400	81.042	160.070
9010501000 App. for the projec./drawing of circ.patt.on sensit.substrates for mk of PCB	2.122	2.309	30.305	31.184
9010509000 Oth app&equip for p.grap (including cinematographic); negatoscopes	1.733	7.585	11.936	71.953
9010600000 Projection screens of 300 inches or more	39.381	99.495	100.874	265.440
9010901000 Parts&acc. for projection screens./for articles of subheading 9010.10	18	18	67	67
9010909000 Parts & acc.of oth apparatus&equip for photographic laboratories	32.226	41.648	191.223	238.923
9011100000 Stereoscopic microscopes	10	1.178	3.695	28.611
9011200000 Other microscopes, for photomicrographic/photomicrography/microproject	6.074	22.943	8.911	248.948
9011800000 Other microscopes	3.145	17.326	27.572	253.838
9011900000 Parts and accessories of stereoscopic microscope	34	770	2.053	32.026
9012100000 Microscopes oth than optical microscopediffraction apparatus	2.557	6.644	594.360	700.052
9012900000 Parts and accessories for microscope	0	4.813	0	15.409
9013100000 Telescopic sights for fitting to armsperiscopes; telescopes design to form	42	530	129	15.310
9013200000 Lasers, other than laser diodes	2.433	3.439	11.134	23.651
9013801000 Optical error verifications&repairapp.for PCB/PWBs&PCAs	3.174	3.275	224.938	234.224
9013802000 Liquid crystal devices	1.335	6.373	78.288	391.880
9013809000 Other devices, appliances&instruments of other optical appliances	13.962	24.940	361.539	1.076.771
9013901000 Parts & accessories of goods of subheading 9013.20.00	33	57	314	607
9013903000 Parts & acc.of goods of sub head.9013.10.00/9013.80.00	15	15	141	141
9013904000 Parts&acc.of optic error verification&repair app for PCB/PWBs&PCAs	4	4	127	127
9013909000 Parts&accessories of other goods of subheading 90.13	47	70	290	2.874
9014100000 Direction finding compasses	4.298	74.587	33.387	435.385
9014200000 Instrum.&appl.for aeronautical/spacenavigation (other than compasses)	20	43	51.951	110.697
9014801000 Navig'nal instrum.&appl.used on ships,work with an automatic data processor	109	18.974	694	183.470
9014809000 Other navigational instruments&appliances	934	7.544	92.508	284.774
9014901000 Parts&acc.of ships navig'nal instrumwork with an automatic data process.	0	4	0	5.654
9014909000 Parts&accessories of oth navigational instruments&appliances	5.603	11.821	66.713	2.112.035
9015101000 Rangefinders used in photography&cinematography	2	2	201	201
9015109000 Other rangefinders	150	5.193	4.593	161.194
9015200000 Theodolites and tachymeters(tacheometers)	1.523	1.951	12.175	68.325
9015300000 Levels [measuring higher of ground]	3.640	12.596	7.919	27.413
9015400000 Photogrammetrical surveying instruments & appliances	18.092	21.698	91.951	550.297
9015801000 Radio sonde and radio wind apparatus	0	42	0	1.675
9015809000 Other instruments&appliances for surveying	36.985	116.178	1.688.447	6.266.976
9015900000 Parts&accessories of surveying instruments and appliances	59.672	247.084	2.836.370	8.621.817
9016001000 Balances of a sens'vity of 5cg/better,w/without their weights, electronic	1.417	8.439	118.028	318.030
9016009000 Balances of a sens'vity of 5cg/better,w/without their weights,not electronic	13.084	47.240	62.651	289.161
9017101000 Plotters whether i/o units of hd 84.71 or drawing/drafting of head 90.17	51	307	9.433	9.894
9017109000 Other drafting tables & machines, whether/not automatic	12.912	13.418	114.533	147.867
9017201000 Rulers	32.691	58.215	41.495	120.330
9017203000 App.for the project/drawing of circ.patt.on sens'zed subs's for mfc.of PCB	444	731	16.334	25.642
9017205000 Plotters whether i/o units of h 84.71/drawing/drafting machines of h 90.17	189	189	350	350
9017209000 Other drawing, marking-out/mathematical calculating instruments	18.257	65.001	38.085	143.739
9017300000 Micrometers, callipers and gauges	33.641	73.162	433.495	1.203.222
9017800000 Other instruments micrometerscallipers&gauges	86.491	175.988	515.870	745.683
9017902000 Parts&acc.of app.for the project/drwgof circ.patt.on sens.subs'tes for PCB	0	248	0	705
9017909000 Parts and accessories of other instruments	1.479	3.592	53.545	118.818
9018110000 Electro-cardiographs	7.475	9.377	65.086	264.175
9018120000 Ultrasonic scanning apparatus	4.908	8.560	470.096	976.786
9018130000 Magnetic resonance imaging apparatus	368	8.019	21.896	643.669
9018140000 Scintigraphic apparatus	585	585	125.196	125.196
9018190000 Other electro-diagnostic apparatus	54.136	125.222	2.589.656	5.625.229
9018200000 Ultra-violet/infra-red ray apparatus	10.390	18.075	245.285	532.115
9018311000 Disposable syringes	98.041	292.264	689.019	2.006.126
9018319000 Other syringes, with/without needles	47.517	142.909	407.008	1.281.066
9018320000 Tubular metal needles and needles for sutures	47.082	140.684	336.581	1.349.719
9018391000 Oth. catheters	10.398	22.953	172.394	639.878
9018392000 Oth.tubular metal needles and needles for sutures	0	1.823	0	32.323
9018399000 Other instruments and appliances, used in dental science	193.052	801.131	1.884.401	5.858.106
9018410000 Dental drill eng., whether/not comb.on a single bs with oth dental equip.	42	143	10.635	19.425
9018490000 Oth.dental drill eng., whether/not comb.on a single bs with oth dental equip.	6.466	28.357	36.321	98.605
9018500000 Other ophthalmic instruments&appliances	1.568	5.637	121.756	324.011
9018902000 Intravenous administration set (adult)	15	4.125	398	224.597
9018903000 Electronic instruments and appliances	2.049	5.822	205.883	439.715
9018909000 Other instruments&appliances in medical	278.053	942.981	3.562.648	11.635.102
9019101000 Electr. mechano-therapy appl.massage apparatus	73.312	122.697	958.653	1.647.025
9019109000 Oth. electr. mechano-therapy appl.massage app.	20.022	72.044	206.217	521.736
9019200000 Ozone therapy, oxygen therapy, aerosol therapy, artificial respiration/other	1.847	20.772	17.397	369.394
9020000000 Oth breathing appl.&gas masks, excl.protect.masks having neith. mech'l part	34.370	58.117	272.051	663.218
9021100000 Orthopaedic/fracture appliances	25.123	47.217	127.522	232.232

**I.3. IMPOR MENURUT KOMODITI / IMPORT BY HS COMMODITY**  
**\*\*\* MARET / MARCH 2009 \*\*\***

H S Uraian Komoditi Commodity Description	Berat Bersih / Net Weight (Kg)		Nilai / Value C.I.F (US\$)	
	Bulan ini Current Month	Kumulatif Cum.Jan. to date	Bulan ini Current Month	Kumulatif Cum.Jan. to date
9021210000 Artificial teeth	43	44	3.964	4.006
9021290000 Other artificial teeth	123	123	1.857	1.857
9021390000 Other artificial joints	115	120	8.332	14.497
9021400000 Hearing aids, excluding parts and accessories	494	532	364.998	380.145
9021500000 Pacemakers for stimulating heart muscles, excluding parts & accessories	8	8	1.902	1.902
9021900000 Oth appl. which are worn/carried/implanted in the body, to compensate for a defect	10.562	20.447	4.244.565	12.766.050
9022120000 Computed tomography apparatus	4.068	14.421	211.114	738.074
9022130000 Oth. computed tomography apparatus for dental use	561	561	16.344	16.344
9022140000 Oth. computed tomography apparatus for medical, surgical/veterinary uses	8.593	32.476	240.310	1.115.268
9022191000 X-ray app for the physical inspection of solder joints on PCB/PWB assemblies	3.620	3.620	40.714	40.714
9022199000 X-ray apparatus for other uses	12.189	44.573	1.021.469	1.579.787
9022210000 Alpha, beta/gamma radiations app for medical, surgical, dental/veterinary uses	0	21.199	0	638.210
9022290000 Alpha, beta/gamma radiations apparatus for other uses	1.553	1.692	27.627	171.455
9022300000 X-ray tubes for medical, surgical, veterinary uses	253	541	162.418	273.612
9022901000 Parts & acc. of x-ray app for the physical inspection of solder joints on PCAs	0	250	0	1.660
9022909000 Parts & accessories for other x-ray, alpha, beta/gamma radiations apparatus	611	12.164	57.243	592.182
9023000000 Instrum. app. & models, for demonstration purposes (exam. in education/exhibitions)	6.759	137.984	467.525	4.405.046
9024101000 Machines and appliances for testing metals, electrically operated	2.876	15.956	44.291	244.019
9024109000 Machines and appliances for testing metals, non-electrically operated	4.353	18.156	29.295	135.196
9024801000 Machines & appliances for testing other material, electrically operated	1.393	7.962	226.878	467.170
9024809000 Machines & appliances for testing other material, non-electrically operated	4.383	29.495	186.162	1.517.732
9024901000 Parts & acc. for elec. operated machines and appliances for testing materials	768	12.326	112.120	549.166
9024902000 Parts & acc. for non-electrically operated machines & appl. for testing materials	324	1.632	17.068	170.720
9025110000 Thermometers & pyrometers not combined with oth instruments, liquid filled	9.415	18.338	49.326	104.973
9025191000 Thermometers & pyrometers not combined with oth instruments, electrical	17.541	65.335	286.309	1.046.922
9025192000 Thermometers & pyrometers not combined with oth instruments, non electrical	1.250	8.956	91.417	228.808
9025801000 Temperature gauges for motor vehicles	1.662	2.842	19.192	64.729
9025802000 Oth. temperature gauges for motor vehic. electrical	15.387	30.230	242.030	709.480
9025803000 Oth. temperature gauges for motor vehic. non electrical	4.967	25.635	111.497	323.682
9025901000 Parts and accessories for electrically operated instruments	507	4.610	34.087	115.606
9025902000 Parts & accessories for non-electrically operated instruments	412	3.049	16.154	70.517
9026101000 Level gauges for motor vehicles electrically operated	4.293	13.677	62.210	226.465
9026102000 Level gauges for motor vehicles non electrically operated	43.911	53.371	157.845	277.366
9026103000 Oth measuring/checking the flow/level of liquids instrum., elec. opt	30.402	101.893	936.520	2.980.843
9026109000 Oth measuring/checking the flow/level of liquids instrum., not elec. op	13.352	61.117	376.639	982.254
9026201000 Pressure gauges for motor vehicles, electrically operated	18.955	21.578	903.475	1.007.032
9026202000 Pressure gauges for motor vehicles, not electrically operated	10.006	14.728	80.539	158.065
9026203000 Other measuring/checking pressure instruments, electrically operated	24.418	129.504	800.717	4.171.606
9026204000 Other measuring/checking pressure instruments, not electrically operated	3.851	26.797	190.945	557.893
9026801000 Oth instruments/app. for measuring, electrically operated	293.864	322.975	2.784.772	3.508.455
9026802000 Oth instruments/app. for measuring, not electrically operated	40.553	113.786	537.739	1.290.971
9026901000 Parts & acc. for electrically operated instruments and apparatus	15.907	59.548	792.108	2.513.702
9026902000 Parts & acc. for non-electrically operated instruments and apparatus	25.064	61.636	576.822	2.553.968
9027101000 Gas/smoke analysis apparatus, electrically operated	1.471	9.767	189.921	957.082
9027102000 Gas/smoke analysis apparatus not electrically operated	320	2.425	41.341	191.607
9027201000 Chromatographs & electrophoresis instrum, electrically operated	12.590	16.674	92.601	296.701
9027202000 Chromatographs & electrophoresis instrum, not electrically operated	910	3.963	78.053	257.124
9027301000 Spectrometers, sp. photometers & sp. graphs use optic radiat, electrically operated	2.166	6.504	169.867	553.184
9027302000 Spectrometers, sp. photometers & sp. graphs use optic radiat, not electrically operated	2.224	3.484	174.941	256.334
9027501000 Oth instrum. & app. using optic radiations (uv, visible, ir), electrically operated	4.986	10.351	631.352	1.304.418
9027502000 Oth instrum. & app. using optic radiations (uv, visible, ir), not electrically operated	828	10.432	133.795	611.094
9027801000 Exposure meters	1.407	1.573	51.131	98.631
9027802000 Coagulometers	1.406	2.288	161.511	243.773
9027803000 Other instruments and apparatus electrically operated	7.666	83.713	501.888	1.484.491
9027804000 Other instruments and apparatus not electrically operated	2.069	60.727	316.311	895.455
9027901000 Parts & acc. includ PCA of h 90.27, oth for gas/smoke analysis app. & microtomes	3.388	17.338	71.780	269.523
9027909100 Parts & acc. of gas/smoke analysis app. and microtomes, electrically operated	672	6.202	113.738	196.240
9027909900 Parts & acc. of gas/smoke analysis app. & microtomes, not-electrically operated	23.096	68.418	387.397	958.516
9028101000 Gas meters of a kind mounted in gas containers	1.709	28.232	50.290	109.431
9028109000 Other gas meters of kind mounted in gas containers	3.982	15.195	341.139	416.250
9028201000 Totalizing water meters	32.050	159.503	58.545	373.536
9028209000 Other liquid meters	27.341	36.741	315.628	459.995
9028301000 Kilowatt hour meters	5.962	30.786	219.480	750.917
9028309000 Other electricity meters	10.521	58.328	43.739	421.383
9028901000 Water meter housings/bodies	1.249	13.438	31.616	96.272
9028909000 Oth parts & accessories of gas, liquid/electricity supply/production meters	183.475	572.425	1.542.518	4.829.290
9029102000 Taximeters	10	280	223	1.649
9029109000 Mileometers, pedometers and the like	1.501	14.324	49.017	179.841
9029201000 Speedometer for motor vehicles	23.452	71.410	302.278	994.470
9029202000 Tachometers for motor vehicles	5.448	31.553	88.927	312.530
9029209000 Oth speed indicators & tachometers; stroboscopes	25.921	82.300	490.153	1.632.321
9029901000 Parts & acc. of goods of sub h 9029.10 of stroboscopes of subheading 9029.20	180.178	262.762	640.809	1.793.460
9029902000 Parts and accessories of goods of subheading 9029.20	92.524	212.664	1.846.880	5.790.887

**I.3. IMPOR MENURUT KOMODITI / IMPORT BY HS COMMODITY**  
**\*\*\* MARET / MARCH 2009 \*\*\***

H S Uraian Komoditi Commodity Description	Berat Bersih / Net Weight (Kg)		Nilai / Value C.I.F (US\$)	
	Bulan ini Current Month	Kumulatif Cum.Jan. to date	Bulan ini Current Month	Kumulatif Cum.Jan. to date
903010000 Instruments & apparatus for measuring/detecting ionising radiations	349	4.340	145.408	686.783
903020000 Cathode-ray oscilloscopes & cathode-ray oscillographs	1.343	6.997	98.911	268.729
903031000 Multimeters without a recording device	3.467	31.005	21.569	294.982
903032000 Multimeters with a recording device	1.077	4.413	7.542	46.178
903033100 Instruments and apparatus for measuring/check voltage without a rec. device	1.874	9.545	251.286	2.148.802
903033200 Impedance-measuring instruments and apparatus designed to provide visual	474	1.012	4.640	7.941
903033300 Ammeters and voltmeters for motorvehicles	168	3.840	6.780	49.738
903033900 Oth instr&app for meas'g/check.voltagecurr.resist./power,w/o record. device	25.355	62.778	293.664	566.705
903039000 Other heading 90.30 with a recording device	5.972	37.392	342.881	1.565.496
903040000 Other instruments and apparatus, designed for telecommunications	1.412	2.802	227.381	798.360
9030821000 Wafer probers	2	68	63	6.828
9030829000 Oth instrum.&app.for measuring/checking semiconductor wafers/devices	542	5.409	2.280	758.921
9030841000 Instruments & app., with a recording for measure, check electrical quantities	247	369	78.855	104.533
9030849000 Oth instru. and app., with a recording for measure, check electrical quantities	147	3.768	7.118	277.411
9030891000 Instru.&app.s,w/o recording device for goods other than subheading 9030.39	649	650	27.987	28.112
9030899000 Other instruments & apparatus, without recording device	14.505	38.210	365.753	801.004
9030901000 Parts & accessories including PCA of goods of subhead 9030.40 & 9030.82	493	4.526	28.985	309.742
9030902000 Parts & acc. of instrum. & app for measure/check elect'al quantities on PCB & PCAs	1.072	3.639	130.806	569.692
9030903000 Parts & acc. of optical instrum. & appl. for measuring/checking PCB/PWBs & PCAs	1.541	1.541	495.695	495.695
9030909000 Other parts & accessories of goods of head 90.30	7.096	25.955	302.000	1.153.829
9031101000 Machines for balancing mechanical parts, electrically operated	27.067	73.070	181.373	749.992
9031102000 Machines for balancing mechanical parts, not electrically operated	18.089	25.507	20.395	89.498
9031201000 Test benches, electrically operated	606	19.559	51.076	879.326
9031202000 Test benches, not electrically operated	4.342	8.787	18.539	38.703
9031410000 Oth optical instrum. & appl. for inspec. s. cond. wafers/devices/p.masks/reticles	222	222	69.210	69.210
9031491000 Optic' instrum & appl. for measur surface particulate contam. on s. cond. wafers	0	423	0	170.950
9031493000 Optical instrum. & appl. for measuring/checking PCB/PWBs & PCAs	3	429	49	49.287
9031499000 Other optical instruments and appliances for other purposes	17.592	29.000	537.410	1.217.828
9031801100 Cable test equipment, electrically operated	5.743	64.319	249.362	1.441.499
9031801900 Cable test equipment, not electrically operated	213	1.106	7.723	37.914
9031809200 Other instruments, appliances & machines of head 90.31, electrically operated	54.232	157.553	2.366.672	5.831.349
9031809900 Other instruments, appl. & machines of head 90.31, not electrically operated	51.816	78.984	1.381.753	2.515.001
9031901100 Parts & acc. incl. PCA of optical instrum. & appl. for inspecting s. cond. wafers	286	3.385	139.846	365.012
9031901200 Parts & acc. of optical error verific. & repair app. for PCB/PWBs & PCAs	0	1.675	0	25.000
9031901300 Parts & acc. of optic. microscopes fitted w/ equip. for hand & trans. of s. cond wafer	5	5	1.534	1.534
9031901900 Parts & accessories for other electrically operated equipment	3.810	35.903	392.677	819.898
9031902000 Parts & accessories for non-electrically operated equipment	965	10.108	52.021	306.378
9032101000 Thermostats, electrically operated	86.182	153.697	486.144	1.693.688
9032102000 Thermostats, not electrically operated	8.185	15.015	53.781	108.016
9032201000 Manostats, electrically operated	703	2.949	20.108	119.186
9032202000 Manostats, not electrically operated	85	7.783	3.934	28.016
9032810000 Hydraulic/pneumatic regulating/ctrl'ing instruments and apparatus	7.426	27.282	192.092	557.397
9032891000 Instru. & app. fitt. with an automatic data process. mach. for control the popul.	2.016	3.060	15.538	76.108
9032892000 Automatic instrum. & app. for controlling chem./electro-chem. solutions in PCA/PWE	129	507	7.085	13.533
9032893100 Automatic regulating voltage units (stabilizers)	96.742	290.531	165.538	574.301
9032893900 Oth automatic regulating/controlling instrum. & app., electrically operated	23.337	197.093	713.909	2.928.497
9032899000 Oth automatic regulating/controlling instrum. & app. not electrically operated	81.316	259.537	1.830.266	5.957.277
9032901000 Parts and accessories of goods of subheading 9032.89.10	76	330	73.899	134.272
9032902000 Parts and accessories of goods of subheading 9032.89.20	911	3.443	12.289	15.986
9032903000 Parts and accessories of other goods, electrically operated	13.486	33.035	250.632	639.328
9032909000 Parts and accessories of other goods, not electrically operated	27.863	78.731	669.969	1.627.735
9033001000 Parts & acc. for machines, appl., instrum. of chapter 90 for elect'ly operated	14.126	37.077	985.975	1.904.740
9033002000 Parts & acc. for mach. appl., instrum. of chap. 90 for not electrically operated	88.739	109.812	722.198	1.276.277
9101110000 Elec'ly wrist-watches, whether/not with a stop watch fac'ty, w/ mech. display only	633	1.209	1.182	3.937
9101190000 Elec'ly wrist-watches, whether/not with a stop watch facility, with oth display	89	6.424	29.580	653.965
9101210000 Other wrist-watches, whether/not with a stop watch fac'ty, w/ automatic winding	392	392	2.816	2.816
9101290000 Oth wrist-watches, whether/not with a stop watch fac'ty, w/ non auto. winding	0	53	0	30.009
9101990000 Other wrist-watches, not electrically operated	0	17.383	0	25.831
9102110000 Elec'ly wrist-watches oth head 91.01, wh'er/not w/ a stop w. fact, w/ mech. dspl	2.386	6.709	152.055	317.238
9102120000 Elec'ly wrist-watches oth head 91.01, w/nw a s. watch fac'ty, w/ op-elec. displ	158	1.129	5.753	31.312
9102190000 Elec'ly wrist-watches oth h 91.01, whether/not w/ a stop watch fact, w/ oth display	13.974	40.266	95.742	203.965
9102210000 Oth wrist-watches oth h 91.01, whether/nt with a s. watch fac'ty, w/ autom. wndg	16.396	72.941	56.931	277.415
9102290000 Oth wrist-watches oth h 91.01, whether/nt w/a s. watch fac'ty, w/n. autom. wndg	17.223	70.346	48.106	256.219
9102911000 Stop-watches, electrically operated	488	1.906	1.269	5.399
9102919000 Other wrist-watches oth head 91.01, electrically operated	188	9.806	19.799	30.896
9102990000 Other wrist-watches oth head 91.02, electrically operated	30.421	110.278	497.026	742.387
9103100000 Clocks with watch movements, excluding clocks of h 91.04., electrically operated	0	73	0	184
9103900000 Clocks with watch movements, excluding clocks of h 91.04., not elec'ly operated	2	4.297	31	3.682
9104001000 Instrument panel clocks & clocks of a similar type, for vehicles	3.635	8.593	214.655	561.471
9104003000 Instrument panel clocks & clocks of a similar type, for vessels	9	9	124	124
9105110000 Alarm clocks, electrically operated	693	30.323	3.393	196.595
9105190000 Alarm clocks, not electrically operated	21.015	67.812	41.103	171.644
9105210000 Wall clocks, electrically operated	8.505	22.753	18.786	66.967



**I.3. IMPOR MENURUT KOMODITI / IMPORT BY HS COMMODITY**  
**\*\*\* MARET / MARCH 2009 \*\*\***

H S Uraian Komoditi Commodity Description	Berat Bersih / Net Weight (Kg)		Nilai / Value C.I.F (US\$)	
	Bulan ini Current Month	Kumulatif Cum.Jan. to date	Bulan ini Current Month	Kumulatif Cum.Jan. to date
9105290000 Wall clocks, not electrically operated	28.988	77.906	122.780	253.158
9105910090 Oth. Clocks, electrically operated	149	1.681	443	9.082
9105990010 Oth. marine and similar chronometers(oth. than clocks of heading 91.04)	0	26	0	379
9105990090 Oth. Clocks, not electrically operated	2.211	7.763	21.479	35.927
9106100000 Time-registers; time-recorders	11.781	38.236	32.501	147.839
9106900000 Oth time record.&intervals of time appw/clock/watch move./with synchron.mtr	4.518	50.456	70.533	348.996
9107000000 Time switches with clock/watchmovement/with synchronous motor.	5.565	25.279	68.050	229.368
9108110000 Watch move., comp.&assem. with mech.display only, electrically operated	0	126	0	173
9108190000 Other watch movements, complete &assembled, electrically operated	461	461	1.980	1.980
9108200000 Watch move., comp.&assem. with mech.-with automatic winding	0	22	0	2.455
9108900000 Other watch movements, complete &assembled, not electrically operated	6	10	665	758
9109110000 Clock movements of alarm clocks,compl.and assembled, electrically operated	0	840	0	3.422
9109190000 Clock movements of oth clocks, compl.&assembled, electrically operated	515	3.362	2.004	14.827
9109900000 Clock movements, complete andassembled, not electrically operated	18	453	63	2.967
9110110000 Complete movements, unassem./partlyassem.(movement sets) of watches	9.646	16.707	41.639	83.687
9110190000 Rough movements of watches	0	2.571	0	893
9110900000 Oth. compl/incomplete movements,unassem.or assembled (movement sets) of c	6.166	6.166	28.800	28.800
9111200000 Watch cases of base metal, whether or not gold/silver-plated	323	6.406	1.271	21.138
9111800000 Other watch cases	701	12.003	11.135	56.723
9111900000 Parts of watch cases	33	3.610	132	7.770
9112200000 Clock cases and cases of a similartype for other goods of this chapter	0	707	0	2.567
9112900000 Part of clock cases&cases of a similartype for other goods of this chapter	2	687	11	2.865
9113200000 Watchstraps,watch bands& bracelets,of base metal,wheth/not gold/s plated	1.255	2.317	4.926	9.477
9113900000 Other watchstraps, watch bands &watch bracelets	4.061	22.605	23.449	112.843
9114100000 Springs, including hair-springs ofclock/watch	0	1	0	18
9114300000 Dials of clock/watch	131	1.440	514	5.288
9114400000 Plates and bridges of clock/watch	0	6.392	0	10.377
9114900000 Other parts of clock/watch	8.998	23.361	44.136	100.643
9201100000 Upright pianos	16.759	69.024	59.806	449.161
9201200000 Grand pianos	0	25.825	0	179.744
9201900000 Oth pianos,including automatic pianos;harpsichords&oth keybrd string.instr.	8.989	91.852	13.730	221.249
9202100000 String musical instruments playedw/a bow	3.538	15.587	54.794	139.749
9202900000 Other string musical instrumentsplayed	18.860	65.541	157.484	419.315
9205100000 Brass-wind instruments	0	5.084	0	45.829
9205901000 Keyboard pipe organ; harmonium & similarkeyboard instrum with free metal reed	2.688	7.025	7.888	328.299
9205909000 Oth. keyboard pipe organs, harmoniumswith free metal reeds	22.582	68.597	117.426	637.052
9206000000 Percussion musical instruments(forex.p, drm,x,ylophones,cymbals,castanets)	12.138	83.290	48.544	404.984
9207100000 Keyboard instruments, other thanaccordions	13.868	79.215	240.155	563.834
9207900000 Oth musical instruments,the sound isproduc/must be amplified,electrically	19.232	41.264	179.492	267.218
9208100000 Musical boxes	4.728	11.592	41.161	62.113
9208901000 Decoy calls, call horns &other mouthblown sound signalling instruments	633	672	1.323	3.181
9208909000 Oth musical instruments not fallingwithin any oth heading of this chapter	1.681	9.631	2.534	137.277
9209300000 Musical instrument strings	19.747	44.153	196.009	447.778
9209911000 Strung backs, keyboards and metalframes for upright pianos	66.755	324.839	652.865	2.992.096
9209919000 Other parts and accessories for pianos	357.420	988.156	2.163.720	5.932.410
9209920000 Parts & accessories for the musicalinstruments of heading 92.02	88.810	321.976	695.252	2.867.553
9209940000 Parts & accessories for the musicalinstruments of heading 92.07	28.612	196.750	590.536	2.696.726
9209990000 Parts & accessories for other musicalinstruments	59.404	134.769	2.063.650	4.806.135
9301110000 Artillery weapons (for example, guns,howitzers & mortars), self-propelled	0	1.323	0	27.459
9301190000 Artillery weapons(for ex.guns,howitzer& mortars), not self-propelled	1	1	10	10
9301900000 Oth military weapons,o than revolvers,pistols & the arms of heading 93.07	1.537	3.731	2.134.310	3.641.869
9302000000 Revolvers and pistols, otherthan those of heading 93.03/93.04.	54	698	10.163	99.256
9303100000 Muzzle-loading firearms	13	13	39	39
9303309000 Oth sporting/target-shooting rifles	0	70	0	3.922
9303900000 Oth firearms&sim. device which operateby the firing of an explosive charge	195	199	7.324	11.228
9304009000 Oth arms (for example,spring, air/gasguns&pistols),excl.those of head 93.07	282	289	1.111	1.455
9305100000 Parts and accessories of revolvers/pistols	0	17	0	8.243
9305219000 Shotgun barrels of other shotguns	314	314	6.278	6.278
9305299000 Other parts and accessories of othershotguns	25	26	507	508
9305910000 Parts and accessories of militaryweapons of heading 93.01	0	28	0	20.045
9305999000 Parts and accessories of other arms	152	154	3.051	3.137
9306210000 Cartridges for shotgun and air gun	624	8.124	1.600	25.275
9306290000 Parts of cartridges, gun pellets	31	3.278	2.143	24.743
9306302000 Cartridges for riveting/similar toolsor for captive-bolt humane killers and	0	105	0	4.677
9306309000 Oth cartridges and parts thereof other arms	0	1.163	0	65.176
9306900000 Other cartridges, missiles and similarmunitions of war & parts thereof	15.000	15.022	40.700	41.706
9307000000 Swords,cutlasses,bayonets,lances&similar arms&parts thereof &scabbards	64	64	26	26
9401100000 Seats of a kind used for aircraft,convertible into beds	292	3.045	2.280	136.045
9401200000 Seats of a kind used for motorvehicles, converti-ble into beds	5.847	21.654	47.858	255.866
9401300000 Swivel seats with variable heightadjustment	88.308	281.917	299.724	860.087
9401400000 Seats other than garden seats/camping	49.524	93.248	116.642	253.209
9401510010 Seats of rattan	0	103	0	1.534
9401510090 Other seats of rattan	19.800	20.437	77.731	81.152

**I.3. IMPOR MENURUT KOMODITI / IMPORT BY HS COMMODITY**  
**\*\*\* MARET / MARCH 2009 \*\*\***

H S Uraian Komoditi Commodity Description	Berat Bersih / Net Weight (Kg)		Nilai / Value C.I.F (US\$)	
	Bulan ini Current Month	Kumulatif Cum.Jan. to date	Bulan ini Current Month	Kumulatif Cum.Jan. to date
9401590000 Other seats of bamboo/rattan	567	648	1.785	1.857
9401610000 Upholstered	75.883	179.642	253.279	616.424
9401690000 Other upsholstered	49.767	167.058	84.164	366.140
9401710000 Other seats, with metal frames,upholstered	160.546	454.350	425.566	1.220.997
9401790000 Other seats, with metal frames, notupholstered	127.632	522.077	193.626	936.302
9401801000 Baby walkers	8.856	10.564	42.350	45.816
9401809000 Other seats	75.138	216.602	170.683	430.822
9401901010 Parts of aircraft seats of plastics	7.506	10.326	88.224	103.158
9401901090 Oth parts of aircraft seats of plastics	166	360	261	6.409
9401902000 Parts of baby walkers	47	47	546	546
9401909100 Parts of seats of goods of subheading9401.20.00/9401.30.00	118.119	325.350	641.838	2.038.667
9401909910 Oth.of goods of subheading of plastic9401.20/9401.30	5.072	34.280	11.518	108.821
9401909990 Oth.of goods of subheading9401.20/9401.30	217.209	624.747	1.028.652	2.713.025
9402101000 Dentists' chairs	22.841	75.558	103.092	457.468
9402103000 Barbers' and hairdressers' chairs andparts	25.418	67.406	69.943	151.887
9402109000 Other dentists, hairdressers & barberschairs and part thereof	353	20.118	2.127	41.228
9402901000 Furntr.designed for medical,surgical/veterinary surg.purp.&parts thereof	38.237	62.524	162.909	336.718
9402909000 Oth. furntr.design for medical,surgical/veterinary surg.purp.&parts thereof	22.361	103.499	179.633	740.900
9403100000 Mtl furniture of a kind used in office	70.977	197.540	138.688	380.071
9403200000 Other metal furniture	346.473	1.019.893	605.585	1.693.021
9403300000 Wooden furniture of a kind usedin offices	54.564	315.077	74.416	615.783
9403400000 Wooden furniture of a kind usedin the kitchen	71.080	119.636	77.861	134.376
9403500000 Wooden furniture of a kind usedin the bedroom	474.772	1.339.668	667.426	2.316.594
9403600000 Other wooden furniture	326.068	883.189	489.206	1.370.212
9403700000 Furniture of plastics	261.297	523.777	156.133	358.078
9403810010 Bedroom, dining room/living room sets ofrattan	0	739	0	550
9403810020 Bedroom, dining room/living room sets ofother materials	1.180	48.181	1.403	34.720
9403810090 Other furniture of bamboo or rattan	0	15.351	0	86.794
9403890010 Bedroom, dining room/living roomsets of other materials	19.193	35.864	22.034	60.497
9403890020 Oth furniture of a kind used in parks,garden/vestibules	3.323	5.942	14.104	19.190
9403890030 Fume cupboards for use in medical lab.of cane,osier,bamboo/similar materials	2	2	59	59
9403890090 Other furniture	97.246	337.575	144.834	624.499
9403900000 Parts of other furniture	464.516	849.420	463.580	1.225.474
9404100000 Mattress supports	462	11.484	1.521	36.363
9404210000 Mattresses of cell. rubber/plastics,whether/not covered	11.596	15.720	30.599	35.242
9404291000 Mattress springs of other materials	0	33.720	0	86.605
9404299000 Other mattress of other materials	190.569	495.062	108.434	288.163
9404300000 Sleeping bags	1.394	3.968	2.379	21.809
9404901000 Quilts, bedspreads and mattressprotectors	334	10.719	1.174	128.951
9404909000 Other articles of bedding and similarfurnishing	20.679	48.235	79.933	158.182
9405102000 Surgical lamps of ceiling/wallighting fittings	2.969	3.419	12.797	25.643
9405103000 Spotlights of ceiling/wall lightingfittings	32.315	75.196	135.919	445.068
9405109000 Oth chandeliers&oth elec ceiling/walllight.fittng,exc.of apublic spac.light	256.305	1.118.608	1.080.113	4.616.082
9405201000 Surgical lamps of electric table,desk,bedside/floor-standing lamps	0	151	0	10.381
9405209010 Elect. table of spotlights	11.446	27.625	22.792	58.760
9405209090 Oth. elect. table, desk	86.286	255.704	283.364	938.097
9405300000 Lighting sets of a kind used forchristmas trees	135	3.021	146	6.623
9405401000 Surgical lamps, incl. operat lights;pilot lamp assem for elec.-thermic dom	155	1.286	8.625	68.466
9405402000 Searchlights	4	324	65	1.745
9405404000 Oth. electr. lamps of spotlights	12.225	50.555	70.173	186.451
9405405000 Street lamps/lanterns	1.271	13.307	15.318	72.201
9405406000 Other exterior lighting, other thanstreet lamps/lanterns	7.917	22.575	71.586	228.492
9405407000 Non-flashing aerodrome beacons;lampsfor railwayloc.aircraft,ships ofbbs mtl	5	7.744	608	13.952
9405408000 Pilot lamp assemblies for electrodomestic appliances of heading 85.16	25	315	345	5.045
9405409010 Fibreoptic operation headlights	754	1.046	15.081	17.684
9405409090 Oth electric lamps,including oth eleclamps&lighting fittings of wood	76.057	136.344	830.916	1.245.413
9405501100 Non elect. lamps&lighting fittings -of brass, for religius rites	23	23	361	361
9405501900 Oth. non elect. lamps&lighting fittings	0	169	0	67
9405504010 Hurricane lamps of base metal	13.717	18.324	10.018	19.386
9405504090 Other hurricane lamps	0	7.043	0	7.668
9405509011 Oil lamps of brass, used for relig.rites	0	71	0	1.683
9405509012 Oil lamps of other base metal,or of wood	2	4	122	214
9405509020 Miners lamps and quarrymens lamps	145	249	5.233	9.859
9405509090 Other miners lamps & quarrymenslamps	731	2.600	11.492	34.466
9405601000 Property protection warning signs,street name plates,road&traffic signs	11.335	30.151	53.204	102.998
9405609010 Property protection warning signs,of stone/ceramic	0	329	0	1.529
9405609090 Other property protection warningsigns	17.236	25.786	91.705	181.084
9405911000 Parts of glass for surgical lamps	0	1.528	0	8.374
9405912000 Parts of glass for spotlights	5.044	7.181	14.595	55.137
9405914000 Glass globes and chimneys for otherlamps	0	133	0	461
9405919000 Parts of glass of other lamps	57.267	120.762	111.448	241.209
9405922000 Parts of plastics for spotlights	0	1.660	0	9.250
9405929000 Parts of plastics for other lamps	170.986	360.026	212.727	522.287

**I.3. IMPOR MENURUT KOMODITI / IMPORT BY HS COMMODITY**  
**\*\*\* MARET / MARCH 2009 \*\*\***

H S Uraian Komoditi Commodity Description	Berat Bersih / Net Weight (Kg)		Nilai / Value C.I.F (US\$)	
	Bulan ini Current Month	Kumulatif Cum.Jan. to date	Bulan ini Current Month	Kumulatif Cum.Jan. to date
9405991000 Lampshades of textile materials	424	5.041	605	14.125
940599010 Frames for miners/quarrymenlamps	190	2.060	426	75.926
940599090 Other, for the miners lamps, surgical	58.597	214.230	188.342	568.274
9406009200 Other prefabricated buildings of wood	635	2.097	18.250	18.770
9406009400 Other prefabricated buildings of iron/steel	134.206	737.986	421.413	2.353.176
9406009900 Other prefabricated buildings of other materials	69.240	533.696	213.604	4.323.695
9503001000 Tricycles, scooters, pedal cars and similar wheeled toys; dolls carriages	18.946	52.526	51.830	163.773
9503002100 Dolls, whether/not dressed	21.362	248.061	176.559	768.955
9503002200 Garments and garments accessories; footwear and headgear	546	569	17.478	18.039
9503002900 Other garments and garm. accessories; footwear and headgear	25.555	61.601	79.880	258.574
9503003000 Electric trains, includ tracks, signals and other accessories therefor	1.012	4.246	12.984	18.310
9503004100 Model aircraft assembly kits	2.267	4.492	13.893	21.028
9503004900 Other model aircraft assembly kits	121.062	609.405	422.119	1.791.256
9503005000 Other construction sets & constructional toys, of materials other than plastics	14.787	33.923	303.630	489.238
9503006000 Stuffed toys representing animals/non-human creatures, puzzles	7.832	17.446	59.018	84.353
9503007100 Toys of jigsaw/picture puzzles	722	1.176	2.336	4.994
9503007900 Other toys of jigsaw/picture puzzles	18.772	80.252	440.998	611.178
9503009100 Numerical, alphabetical/animal block/cut-outs; word builder sets;	15.486	15.888	33.245	34.840
9503009200 Skipping ropes	1.708	2.892	3.261	5.690
9503009300 Marbles	897.334	921.835	133.952	136.810
9503009900 Other of goods of sub heading 95.03.00.9	283.679	1.263.158	1.085.767	3.358.854
9504100000 Video games of a kind used with atelevison receiver	129.770	236.942	342.464	589.531
9504202000 Tables for billiards of all kinds	0	31.068	0	13.714
9504209000 Other articles and accessories for billiards	27.868	61.047	12.978	31.275
9504300000 Oth games, operated by coins, banknotes bank cards, tokens/by other means	72.380	132.996	181.360	393.260
9504400000 Playing cards	73.816	174.489	96.420	168.292
9504901000 Bowling requisites of all kind	14	5.989	52	44.823
9504902000 Darts and parts and accesories of darts	0	263	0	881
9504909100 Tables designed for games	0	57	0	434
9504909900 Other tables designed for games	4.100	35.076	8.018	125.196
9505100000 Articles for christmas festivities	4.727	30.208	12.300	139.127
9505900000 Festive, carnival/oth entertain. articles incl conjuring tricks & novelty jokes	23.650	52.905	70.693	164.749
9506110000 Skis of snow-skis	0	148	0	2.016
9506120000 Ski-fastenings (ski-bindings)	0	18	0	252
9506190000 Other snow-ski equipment	21.095	42.818	51.844	91.282
9506210000 Sailboards	106	240	6.482	11.347
9506290000 Other water-skis, surf-boards, sailboards & oth water-sport equipment	9.480	24.766	14.428	73.202
9506310000 Clubs for golf, complete	13.158	18.236	64.092	83.684
9506320000 Balls for golf	6.548	19.734	16.299	45.358
9506390000 Other golf equipment	3.655	8.935	11.734	70.458
9506401000 Tables tennis	22.697	23.804	36.147	39.960
9506409000 Oth articles & equip for table-tennis	1.617	25.368	6.317	55.676
9506510000 Art. & equip. for lawn tennis rackets whether/not strung	4.601	15.516	38.669	265.055
9506590000 Oth. art. & equip. for lawn tennis rackets	31.381	87.954	74.585	280.122
9506610000 Lawn-tennis balls	3.107	4.569	2.865	11.059
9506620000 Inflatable balls	19.832	59.861	105.008	435.205
9506690000 Other balls, other than golf balls & table-tennis balls	2.377	16.303	8.632	63.261
9506700000 Ice skates and roller skates, incl. skating boots with skates attached	7.363	20.166	32.685	53.289
9506910000 Artic. & equip. for general physics exercise, gymnastics/athletics	150.760	572.283	588.325	1.649.291
9506993000 Nets, cricket pads, shinguards and similar articles	4.784	21.996	19.806	71.631
9506995010 Shuttlecocks	1.935	10.395	3.935	27.302
9506995090 Other articles and equipment for sport but badminton	5.332	25.670	25.494	96.493
9506999000 Oth articles & equipment for oth sports; swimming pools & paddling pools	3.794	25.653	10.483	86.994
9507100000 Fishing rods	71.846	166.599	247.513	556.878
9507200000 Fish-hooks, whether/not snelled	23.590	81.360	46.453	151.012
9507300000 Fishing reels	21.708	56.183	52.188	111.912
9507900000 Other fishing rods, hooks, /reels	14.905	50.376	254.483	905.150
9508900000 Roundabouts, swings, shooting galleries & oth fairground amusem.; trave. theatres	7.256	35.784	108.653	829.503
9601100000 Worked ivory and articles of ivory	811	1.532	9.262	20.175
9601901000 Worked mother-of-pearl/tortoise-shell & articles of the foregoing	137	1.257	1.571	27.213
9601909000 Other worked mother-of-pearl/tortoise-shell & articles of the foregoing	851	22.948	2.405	162.601
9602001000 Gelatin capsules for pharmaceutical products	2.542	9.884	77.916	256.104
9602002000 Cigar/cigarette cases, tobacco jars and household ornamental articles	1.012	1.060	1.357	1.727
9602009000 Oth worked veget/minrl carving matrl & artic. of these matrls; of wax, stearin, gum	36	2.323	277	4.560
9603101000 Brushes consisting of twigs/others vegetable material bound together	8.519	76.763	18.692	137.608
9603102000 Brooms consisting of twigs/others vegetable material bound together	36.373	88.581	44.779	109.149
9603210000 Tooth brushes, including dental-plate brushes	100.447	351.175	863.362	2.770.136
9603290000 Shaving brushes, hair brush, nail brush, eyelash o. toilet brush for use on men	41.548	122.195	88.864	359.393
9603300000 Artists' brushes, writing brush & similar brushes for the applic. of cosmetics	14.886	40.610	131.641	252.772
9603400000 Paint, distemper, varnish/similar brushes; paint pads and rollers	99.270	626.007	114.245	726.836
9603500000 Other brushes constituting parts of machines, appliances/vehicles	24.415	48.648	156.329	371.139
9603901000 Prepared knots and tufts for broom/brush making	23.257	25.312	11.445	40.291
9603902000 Hand-operated mechanical floor sweepers, not motorised	10.836	25.649	40.311	80.700

**I.3. IMPOR MENURUT KOMODITI / IMPORT BY HS COMMODITY**  
**\*\*\* MARET / MARCH 2009 \*\*\***

H S Uraian Komoditi Commodity Description	Berat Bersih / Net Weight (Kg)		Nilai / Value C.I.F (US\$)	
	Bulan ini Current Month	Kumulatif Cum.Jan. to date	Bulan ini Current Month	Kumulatif Cum.Jan. to date
9603904000 Other brushes	82.933	235.355	91.989	263.044
9603909200 Parts for goods of subheading 9603.90.20	1.397	1.823	6.479	9.862
9603909900 Parts for goods of oth than subheading 9603.90.10	46.773	115.548	178.807	390.139
9604001000 Hand sieves and hand riddles of metal	907	1.024	3.413	5.110
9604009000 Hand sieves and hand riddles of other material	906	1.585	7.633	21.062
9605001000 Travel sets for personal toilet	4.829	9.343	10.925	26.636
9605009000 Travel sets for sewing/shoe/clothes cleaning	7.857	34.927	40.087	210.514
9606100000 Press-fasteners, snap-fasteners and press-studs and parts therefor	37.036	89.338	540.634	1.414.248
9606210000 Buttons of plastics, not covered with textile	74.006	232.501	1.096.027	4.086.508
9606220000 Buttons of base metal, not covered with textile	42.799	133.002	658.519	2.099.591
9606290000 Buttons of other material	28.892	161.114	367.653	1.884.927
9606300000 Button moulds & other parts of buttons; button blanks	14.367	27.759	193.279	389.484
9607110000 Slide fasteners fitted with chainscoops of base metal	59.612	137.234	854.931	2.018.277
9607190000 Other slide fasteners	134.931	404.508	1.478.661	3.453.059
9607200000 Parts of slide fasteners	170.021	555.189	722.762	2.447.695
9608101000 Ball point pens of plastics	19.584	67.292	68.973	193.792
9608109000 Oth. ball point pens of plastics	97.494	201.128	244.317	806.094
9608200000 Felt tipped & other porous-tipped pens & markers	71.994	156.738	202.559	544.472
9608310000 Indian ink drawing pens	0	63	0	2.283
9608391000 Fountain pens	3.559	10.483	56.178	89.363
9608399000 Oth. indian ink drawing pens	17.977	28.517	31.535	60.524
9608400000 Propelling/sliding pencils	12.657	25.807	61.045	124.882
9608500000 Sets of articles from two/more of the foregoing subheadings	2.194	19.939	4.252	54.497
9608601000 Refills for ball point pens of plastics comprising the ball point & ink reservoir	2.179	6.624	8.921	65.859
9608609000 Oth. refills for ball point pens of plastic comprising the ball point & ink reservoir	7.989	29.097	71.654	385.615
9608919000 Pen nibs and nib points of other material	27.168	61.985	564.348	1.737.065
9608991000 Duplicating stylos	3.772	5.183	6.698	9.338
9608999000 Penholders, pencil-holders & similar holder parts of the foregoing articles	59.185	104.233	574.919	1.593.012
9609101000 Black pencils	74.855	156.416	140.662	307.557
9609109000 Crayons & other pencils with lead encased in a rigid sheath	36.798	86.131	68.678	143.852
9609200000 Pencil leads, black/colored	27.893	134.469	482.159	1.379.218
9609901000 Slate pencils for school slates	0	6.104	0	9.154
9609903000 Pencils & crayons other than those of subheading 9609.10.00	34.183	44.356	60.994	85.460
9609909000 Pastels, drawing charcoals, tailors' chalks	49.743	102.125	118.238	232.851
9610001000 School slates	4.720	17.878	3.378	17.043
9610009000 Oth slates & boards, with writing/drawing surfaces, whether or not framed for school	5.973	18.867	8.796	85.938
9611000000 Date, seal/numbering stamps & the like hands operate	16.700	35.022	53.804	143.425
9612101000 Ribbons of textile fabric	9.833	30.742	95.747	197.166
9612109000 Ribbons of other materials	41.216	126.689	512.760	1.181.818
9612200000 Ink-pads	12.414	21.411	181.092	241.718
9613101000 Pocket lighters, gas fuelled, non-refillable of plastics	239.531	517.687	273.066	666.984
9613109000 Oth. pocket lighters, gas fuelled, non-refillable	277.376	589.117	338.974	761.610
9613201000 Pocket lighters, gas fuelled, refillable of plastics	68.929	242.407	63.267	169.597
9613209000 Oth. pocket lighters, gas fuelled, refillable	14.654	71.352	20.392	177.462
9613801000 Piezo-elect lighters for stoves & ranges	8	132	20	229
9613802000 Cigarette lighters/table lighter of plastics	0	93	0	153
9613803000 Cigarette lighters/table lighters, other than of plastics	37.639	48.372	75.122	206.781
9613809000 Other lighters	25.680	85.366	91.551	239.415
9613901000 Parts of refilled cartridge/other receptacles	22.553	22.607	45.882	46.944
9613909000 Other parts of lighters other than flints and wicks	53.978	116.112	431.913	992.690
9614009000 Oth smoking pipes, cigar/cigarette holders and parts thereof	373	3.588	4.062	20.545
9615111000 Hair slides and the like of hard rubbers/plastics	54.996	83.426	113.725	167.022
9615119000 Combs of hard rubbers/plastics	134.306	262.750	178.457	367.413
9615191000 Hair slides and the like of material other than hard rubbers/plastics	2.992	9.469	3.544	20.106
9615199000 Combs of material other than hard rubbers/plastics	91.116	194.493	131.865	261.424
9615901100 Decorative hair pins of aluminium	0	70	0	1.620
9615901200 Decorative hair pins of iron/steel	64	1.490	1.132	14.067
9615901900 Oth. decorative hair pins	8.840	13.233	12.686	23.183
9615902000 Parts of decorative hair pins	1.120	1.120	1.140	1.140
9615909100 Parts decorative hair pins of aluminium	5.314	5.314	5.505	5.505
9615909200 Parts decorative hair pins of iron/steel	2.649	2.717	2.749	3.482
9615909900 Oth. parts of decorative hair pins	3.857	7.384	5.390	18.467
9616101000 Sprays of scent and similar toilet sprays	99.456	261.485	669.728	2.073.723
9616102000 Mounds and heads of the sprays	39.454	107.445	221.749	675.670
9616200000 Powder-puffs & pads for the application of cosmetics/toilet preparations	16.583	51.436	291.012	493.314
9617001000 Vacuum flasks and other vacuum vessels	102.586	262.397	157.620	497.814
9617002000 Parts of vacuum flasks & other vacuum vessels other than glass inner	768	2.472	13.269	21.499
9618000000 Tailor' dummies & oth lay figs; auto- & oth displ. used for shop window dressing	1.487	18.772	18.476	220.957
9701100000 Paintings, drawings and pastels	8.276	14.751	37.003	81.317
9701901000 Colleges & similar decorative plaques of cut flower bud, foliage/oth part of plant	0	2.233	0	6.917
9701902000 Colleges & similar decorative plaques of natural corks	0	30	0	482
9701909000 Colleges & similar decorative plaques other than of natural cork	466	24.524	2.407	100.418
9702000000 Original engravings, prints and lithographs	0	27.008	0	8.130

**I.3. IMPOR MENURUT KOMODITI / IMPORT BY HS COMMODITY**  
**\*\*\* MARET / MARCH 2009 \*\*\***

H S Uraian Komoditi Commodity Description	Berat Bersih / Net Weight (Kg)		Nilai / Value C.I.F (US\$)	
	Bulan ini	Kumulatif	Bulan ini	Kumulatif
	Current Month	Cum.Jan. to date	Current Month	Cum.Jan. to date
9703000000 Original sculptures and statuary, in any material	21.344	43.702	28.846	48.102
9705000090 Collection and collectors pieces of other than zoologic/archaeologic interest	0	33	0	1.445
9706000000 Antiques of an age exceeding one hundred years	0	42	0	1.551
9801101000 Sedan of head 8703 with cylinder cap <1500 cc, incompletely knocked down	8.198	50.371	176.964	1.403.099
9801102000 Other vehicle of head 8703 with (4x2) system incompletely knocked down, for person	1.198.868	2.925.424	13.429.863	33.445.069
9801201000 Vehicles of head 8704 with gross weight <= 5 ton, incompletely knocked down	139.557	469.110	1.439.070	5.618.089
9801202000 Vehicles of head 8704 with 5 ton < gross weight <= 24 ton, incompletely knocked down	2.593.268	6.682.292	13.830.836	47.557.451
9801203000 Vehicles of head 8704 with gross weight > 24 ton, incompletely knocked down, for good	3.487.306	7.040.052	11.398.427	23.357.280
9801302000 Vehicles of head 8702 with 5 tons < gross weight <= 24 ton, incompletely knocked down	778.389	1.291.969	2.562.361	4.416.278
9801303000 Vehicles of head 8702 with gross weight > 24 tons, incompletely knocked down	430	430	11.931	11.931
9802100000 Rotary internal/spark-ignition combustion compression-ignition piston engine, of inckd	49.942	114.833	95.620	981.433
9802200000 Gear boxes, of incomplete knocked down vehicles	272.058	693.102	4.511.997	11.979.560
9802300000 Drive-axles, of incomplete knocked down vehicles	505.102	1.708.051	2.661.274	7.507.096
<b>TOTAL IMPORT</b>	<b>5.977.694.304</b>	<b>17.740.040.000</b>	<b>6.554.129.163</b>	<b>19.093.741.739</b>

<https://www.bps.go.id>

**I.4. IMPOR MENURUT NEGARA ASAL / IMPORT BY COUNTRY OF ORIGIN**  
**\*\*\* MARET / MARCH 2009 \*\*\***

Country Code	Negara Asal Country of origin	Berat bersih / Net weight (Kg)		Nilai / Value C.I.F ( U S \$ )	
		Bulan ini Current month	Kumulatif Cum. Jan. to date	Bulan ini Current month	Kumulatif Cum. Jan. to date
111	JP Japan	180.580.388	570.274.092	696.400.113	2.130.523.811
112	HK Hong Kong	13.872.723	42.748.826	132.667.890	384.098.295
113	KP Korea, Democratic People's Republic	78.438	4.964.060	29.073	3.563.660
114	KR Korea, Republic Of	184.087.104	772.480.990	329.130.401	954.529.055
115	TW Taiwan	80.957.473	248.150.770	155.256.852	450.420.084
116	CN China	660.102.750	1.684.538.348	1.075.860.045	2.906.194.606
117	MN Mongolia	0	2.027	0	36.129
118	MO Macau	26.044	75.612	157.319	323.269
120	PG Papua New Guinea	2.405.693	6.169.878	3.894.103	10.544.876
121	TH Thailand	293.918.316	787.141.415	287.013.288	869.518.374
122	SG Singapore	1.040.447.230	3.251.248.146	989.339.138	3.028.699.091
123	PH Philippines	13.594.141	36.250.414	29.198.856	81.977.186
124	MY Malaysia	449.104.390	1.621.914.470	246.471.399	922.021.462
125	MM Myanmar (form. Burma)	11.774.438	18.488.531	5.553.976	8.864.369
126	KH Cambodia	1.290.120	2.970.598	377.148	904.046
127	BN Brunei Darussalam	89.358.000	270.811.922	29.622.335	91.586.793
128	LA Lao People's Democratic Republic	18.545	26.791	116.526	159.768
130	BT Bhutan	239	1.379	16.673	48.509
131	VN Viet Nam	28.273.611	152.692.163	35.931.588	112.842.177
133	IN India	369.701.165	646.622.396	210.308.378	470.094.145
134	PK Pakistan	2.092.484	5.861.417	4.381.667	12.487.307
135	BD Bangladesh	1.563.121	4.307.573	1.547.473	4.632.842
136	LK Sri Lanka	10.740.599	14.860.865	6.810.835	10.534.926
137	AF Afghanistan	19.500	19.500	28.275	28.275
138	ID Indonesia	497.534	1.125.965	1.459.015	4.151.985
142	IR Iran (islamic Republic Of)	83.962.490	114.019.146	43.211.907	57.086.127
143	SA Saudi Arabia	297.960.529	1.303.711.985	117.310.736	509.144.595
144	IL Israel	39.922	63.274	1.027.775	2.876.390
145	KW Kuwait	270.629.719	637.544.939	112.443.593	272.466.390
146	JO Jordan	11	107.174.125	1.169	20.998.993
148	LB Lebanon	1.780	45.320	10.387	257.126
151	YE Yemen	16.193	30.577	61.704	128.316
152	OM Oman	3.561.214	8.362.814	4.334.810	12.008.209
153	SY Syria Arab Republic	140	1.202.661	1.005	601.315
154	TR Turkey	165.270.362	238.281.574	67.038.881	105.062.562
155	AE United Arab Emirates	37.272.391	105.623.724	18.663.786	50.888.991
156	QA Qatar	21.079.464	167.341.023	13.072.813	85.027.915
157	BH Bahrain	1.315.373	10.878.950	885.193	3.916.249
158	CY Cyprus	0	109.000	0	34.766
211	EG Egypt	1.313.882	2.884.179	789.605	2.951.662
212	LY Libyan Arab Jamahiriya	6.062.515	282.515.754	3.608.594	101.293.564
213	MA Morocco	25.825.615	25.873.724	10.597.396	11.594.781
214	TN Tunisia	161.993	1.262.971	393.392	1.866.915
215	DZ Algeria	24.000	24.360	24.000	33.758
216	SD Sudan	190.140.782	268.228.007	94.179.816	119.547.838
217	ER Eritrea	5	14	1.711	2.263
219	NA Namibia	738.400	2.296.991	928.807	3.048.498
221	ET Ethiopia	17.722	137.897	94.529	896.845
222	TZ Tanzania, United Republic Of	751.258	1.745.161	1.068.863	2.294.008
223	MG Madagascar	82.718	414.825	326.068	1.427.430
225	KE Kenya	619.905	1.212.267	921.515	2.363.504
226	RE Reunion	479.910	1.182.470	53.750	121.661
227	MZ Mozambique	24.850	346.912	17.471	236.336
228	BW Botswana	26	88	516	1.526
230	TG Togo	114.150	269.527	51.368	373.474
231	GH Ghana	3.427.880	4.439.390	9.822.154	12.679.609
235	CG Congo	0	420.608	0	330.625
236	CM Cameroon	627.152	1.404.281	1.439.544	2.937.614
237	NG Nigeria	127.359.000	251.043.321	48.521.571	97.093.724
238	SL Sierra Leone	3	88	32	3.154
239	GA Gabon	68.873	139.149	56.871	224.949
240	CI Cote D'ivoire	620.376	1.422.496	1.139.582	2.998.896
241	SN Senegal	3.036	170.497	1.660	108.938
242	MR Mauritania	0	2.430	0	20.875
243	ML Mali	300.151	807.539	330.528	1.022.830
244	BJ Benin	200.319	200.319	255.594	255.594
245	BF Burkina Faso	247.110	255.309	311.437	358.370
248	VI U.s. Virgin Islands	0	433	0	6.054
249	SC Seychelles	1.226	2.226	3.684	38.954
251	UG Uganda	1.340.490	1.351.550	1.612.126	1.720.088
252	CF Central African Republic	305.842	711.986	303.806	811.346
253	NE Niger	20.744	20.807	8.884	8.935
255	DJ Djibouti	5.175	5.175	141.527	141.527
256	SH Saint Helena	1	46.071	7	99.057
260	SZ Swaziland	500.819	1.012.884	394.270	935.900
261	ZA South Africa	14.984.218	173.165.746	13.682.152	93.073.991
262	ZW Zimbabwe	339.982	1.674.342	681.344	3.652.305

**I.4. IMPOR MENURUT NEGARA ASAL / IMPORT BY COUNTRY OF ORIGIN**  
**\*\*\* MARET / MARCH 2009 \*\*\***

Country Code	Negara Asal Country of origin	Berat bersih / Net weight (Kg)		Nilai / Value C.I.F ( U S \$ )	
		Bulan ini Current month	Kumulatif Cum. Jan. to date	Bulan ini Current month	Kumulatif Cum. Jan. to date
263	ZM Zambia	38.350	38.350	17.426	17.426
264	MW Malawi	0	514.057	0	832.968
267	MU Mauritius	593.788	1.638.205	562.805	2.183.945
268	RW Rwanda	0	1	0	3
298	VG Virgin Islands (british)	350	7.700.946	6.900	375.537
311	AU Australia	382.795.219	1.122.402.121	215.814.722	657.719.226
312	NZ New Zealand	43.971.110	127.020.621	47.158.439	123.876.375
318	FM Micronesia, Federated States Of	0	147	0	380
319	GU Guam	0	115	0	549
321	NR Nauru	0	166	0	620
322	NC New Caledonia	43	66	22	539
323	NU Niue	0	2.371	0	9.399
326	VU Vanuatu	0	90	0	519
328	IO British Indian Ocean Territory	0	13	0	216
329	ON Oth.oceania	73	73	2.093	2.093
331	AS American Samoa	184.292	568.511	272.818	1.232.945
332	CK Cook Islands	39.373	44.603	732.022	801.904
333	FJ Fiji	578	578	4.824	4.824
335	MH Marshall Islands	0	17	0	246.725
336	WS Samoa	4.535	4.535	44.924	44.924
337	SB Solomon Islands	120.000	272.150	323.105	533.091
338	TO Tonga	972	1.394	6.254	9.443
339	TV Tuvalu	0	20	0	2.424
341	UM United States Minor Outlying Island	0	1	0	6
342	CC Cocos (keeling) Islands	8.042	18.042	18.749	26.789
343	TK Tokelau	32	150	95	688
391	TL East Timor	57.480	77.080	82.496	109.642
411	US United States	313.675.144	850.050.059	610.544.502	1.586.026.006
412	CA Canada	31.530.020	269.924.553	39.221.139	192.108.449
421	MX Mexico	947.914	3.921.874	11.094.857	27.130.542
422	GT Guatemala	285	17.796	1.516	84.271
423	HN Honduras	4.595	19.910	2.044	31.869
425	PA Panama	0	2.816.228	0	10.302.296
426	CU Cuba	26	1.561	75.600	135.660
427	CB Curacao	0	44	0	12.920
428	SR Suriname	10	18	3.242	3.382
431	CL Chile	11.421.682	37.979.252	5.656.111	22.321.559
432	VE Venezuela	45.500	72.994	153.642	289.259
433	AR Argentina	80.751.815	191.380.568	33.533.428	78.001.455
434	BR Brazil	58.100.775	310.630.911	47.211.275	159.780.221
435	CO Colombia	78.545	557.124	231.652	1.064.704
436	BO Bolivia	0	16.052	0	849.738
437	UY Uruguay	534.549	1.091.056	532.212	989.395
438	PY Paraguay	25.194.533	25.232.475	10.361.367	10.405.856
441	EC Ecuador	1.379	140.949	58.513	398.148
442	PE Peru	1.850.748	3.955.888	2.107.621	5.204.161
443	GY Guyana	0	142	0	5.691
444	TT Trinidad And Tobago	103.717	103.720	51.100	53.606
445	BS Bahamas	626.310	979.645	147.184	283.219
446	JM Jamaica	474	354.661	1.331	148.543
447	PR Puerto Rico	1.870	9.787	1.042.674	4.614.227
448	BZ Belize	9.457.000	9.481.000	5.989.304	6.000.344
449	DO Dominican Republic	364.111	682.634	632.329	934.655
450	SV El Salvador	1.134	8.541	14.506	372.102
451	CR Costa Rica	47.067	63.227	643.922	2.666.419
452	HT Haiti	0	209	0	7.932
453	BB Barbados	0	40.980	0	8.648
454	AG Antigua And Barbuda	896	896	610	610
455	AI Anguilla	0	26	0	92
456	AW Aruba	221.383	221.383	27.887	27.887
457	BM Bermuda	0	70.000	0	528.132
458	CV Cape Verde	0	14.966	0	45.443
459	KY Cayman Islands	0	471	0	92.522
460	DM Dominica	94	97	1.303	1.544
462	GF French Guiana	0	15	0	4.184
464	GL Greenland	0	875	0	4.409
467	AN Netherlands Antilles	145	15.771	16.766	261.100
469	LC Saint Lucia	0	1.674	0	11.093
470	SM San Marino	0	2	0	320
472	GP Guadeloupe	237	237	542	542
511	GB United Kingdom	66.419.118	148.144.517	64.628.073	176.960.178
512	NL Netherlands	29.528.354	72.953.914	39.191.345	124.070.027
513	FR France	26.734.159	49.961.439	127.018.663	291.440.710
514	DE Germany, Fed. Rep. Of	48.298.553	114.047.782	170.661.185	532.823.234
515	AT Austria	4.026.467	10.283.899	18.893.495	69.720.603
516	BE Belgium	26.406.486	55.581.795	27.362.789	98.658.614
517	CH Switzerland	4.427.979	9.337.484	41.654.805	112.765.180

**I.4. IMPOR MENURUT NEGARA ASAL / IMPORT BY COUNTRY OF ORIGIN**  
**\*\*\* MARET / MARCH 2009 \*\*\***

Country Code	Negara Asal Country of origin	Berat bersih / Net weight (Kg)		Nilai / Value C.I.F ( U S \$ )	
		Bulan ini Current month	Kumulatif Cum. Jan. to date	Bulan ini Current month	Kumulatif Cum. Jan. to date
518	LU Luxembourg	32.602	103.652	300.057	622.551
520	MC Monaco	825	1.702	23.632	101.610
521	DK Denmark	1.088.675	3.114.809	8.580.266	29.833.627
522	NO Norway	12.173.007	24.190.922	12.208.036	29.775.464
523	SE Sweden	16.233.902	35.937.666	82.716.566	185.647.880
524	FI Finland	11.074.024	17.118.367	15.580.467	78.989.612
525	IE Ireland	356.705	2.446.396	4.294.224	27.250.241
526	IT Italy	30.596.931	60.962.007	49.729.231	172.600.075
527	ES Spain	3.750.838	10.587.418	14.719.757	42.696.222
528	PT Portugal	319.507	459.504	662.162	2.306.283
529	IS Iceland	15.201	20.043	49.008	81.787
531	GR Greece	1.767.820	4.312.237	1.470.233	3.868.368
532	VA Vatican City State (holy See)	9.434	9.434	16.662	16.662
533	AD Andorra	0	20.798	0	62.477
534	LI Liechtenstein	0	10	0	3.592
540	CD Democratic Republic Of The Congo	129.967	129.967	286.182	286.182
542	HU Hungary	123.506	272.751	3.852.601	7.322.699
543	PL Poland	309.355	13.299.557	2.845.501	10.276.507
544	RO Romania	62.286	445.475	802.089	3.374.249
545	BG Bulgaria	24.243.888	26.155.573	5.978.657	7.203.515
547	YU Yugoslavia	170	390	11.436	12.781
548	AL Albania	0	127.190	0	762.193
549	AM Armenia	0	7	0	212
550	AZ Azerbaijan	0	102.022.632	0	36.254.176
551	BY Belarus	198.593	5.089.044	1.070.635	7.340.541
552	KZ Kazakhstan	223	5.822.268	1.151	6.843.503
553	KG Kyrgyzstan	751	2.452	4.055	26.503
554	MD Moldova, Republic Of	1	11	23	288
557	UA Ukraine	10.255.142	86.533.731	5.307.441	39.329.561
559	LT Lithuania	21.496	76.955	225.436	621.861
560	LV Latvia	1.333	974.226	100.285	335.496
561	EE Estonia	260.138	899.637	78.091	847.424
562	GE Georgia	378	841	24.667	42.967
563	HR Croatia	79.619	282.889	173.790	931.112
564	BA Bosnia And Herzegovina	131	163	1.563	2.256
565	MT Malta	1.855	5.515	166.245	247.995
566	SK Slovakia	75.721	217.327	2.093.122	3.639.298
567	SI Slovenia	75.162	199.784	244.117	1.488.808
568	CZ Czech Republic	570.010	2.903.532	2.793.965	11.016.666
569	GS South Georgia And The South Sa	0	27	0	911
570	MK Rep. Of Macedonia	203	1.464	2.502	34.550
572	RU Russia Federation	2.923.832	39.987.049	2.498.781	30.097.751
<b>TOTAL IMPORT</b>		<b>5.977.694.304</b>	<b>17.740.040.000</b>	<b>6.554.129.163</b>	<b>19.093.741.739</b>



**I.5. IMPOR MENURUT PROPINSI DAN PELABUHAN BONGKAR**  
**IMPORT BY PROVINCE AND PORT OF IMPORTATION**  
**\*\*\* MARET / MARCH 2009 \*\*\***

Kode Pelabuhan Bongkar Port of Importation	Berat bersih / Net weight (Kg)		Nilai / Value C.I.F ( U S \$ )	
	Bulan ini Current month	Kumulatif Cum. Jan. to date	Bulan ini Current month	Kumulatif Cum. Jan. to date
<b>NANGROE ACEH DARUSSALAM</b>	<b>112.309.842</b>	<b>267.028.944</b>	<b>7.783.918</b>	<b>17.647.810</b>
104 IDLSW Lhok Seumawe	0	57.320.428	0	2.731.835
115 IDBTJ Blang Bintang (u)	3.700	11.100	31.102	90.615
117 IDKRU Krueng R. Malahayati	3.971.000	8.624.132	1.513.217	3.234.124
119 IDLHK Lhok Nga	108.335.142	201.073.284	6.239.599	11.591.236
<b>SUMATERA UTARA</b>	<b>684.637.523</b>	<b>1.368.010.961</b>	<b>293.556.564</b>	<b>624.610.472</b>
143 IDTPR Tanjung Pura	250.150	268.648	67.394	95.415
144 IDBLW Belawan	340.068.676	978.247.999	172.056.183	481.102.862
145 IDTJB Tanjung Balai Asahan	1.680.481	5.979.106	762.689	2.849.623
153 IDRPA Rantau Panjang	244.373.640	244.373.640	80.785.356	80.785.356
159 IDSLG Sibolga	0	1.488.336	0	478.648
166 IDMES Medan / Polonia (u)	50.764	111.992	1.234.663	3.712.922
167 IDMDN Medan (ptt)	0	2	0	2.797
170 IDKTJ Kuala Tanjung	98.213.812	137.541.238	38.650.279	55.582.849
<b>SUMATERA BARAT</b>	<b>85.387.861</b>	<b>186.110.720</b>	<b>28.359.891</b>	<b>73.831.802</b>
191 IDTBY Padang/tl.bayur	85.387.851	186.110.710	28.357.788	73.829.699
192 IDPDG Padang / Tabin (u)	10	10	2.103	2.103
<b>RIAU</b>	<b>89.402.707</b>	<b>225.309.629</b>	<b>74.101.107</b>	<b>184.377.112</b>
225 IDDUM Dumai	13.921.574	56.081.004	14.568.050	51.017.874
228 IDBLS Bengkalis	323.502	579.277	140.534	239.643
230 IDSPA Selat Panjang	43.685	139.503	47.028	87.844
233 IDPEK Pekanbaru (rumbai)	1.608.488	3.300.547	1.136.322	3.580.690
235 IDSUQ Sungai Guntung	1.246.373	3.494.282	3.672.356	8.751.232
242 IDTEM Tembilahan	66.658	2.117.326	188.117	3.793.201
243 IDKEN Kuala Enok	0	37.113	0	72.987
261 IDPKU Simpang Tiga (u)	13.249	23.581	81.623	170.535
273 IDPAK Pekanbaru	2.244.185	3.786.261	4.687.168	12.500.586
277 IDBUN Buatan	30.974.246	72.516.013	10.223.786	27.509.027
278 IDPW Perawang, Sumatra	38.960.747	83.234.722	39.356.123	76.653.493
<b>JAMBI</b>	<b>6.764.353</b>	<b>13.460.299</b>	<b>5.780.767</b>	<b>24.037.354</b>
291 IDKTK Kuala Tungkal	6.552.995	8.536.424	5.540.487	20.299.838
292 IDMSA Muara Sabak	100.000	1.704.873	135.000	831.230
293 IDDJM Jambi	111.358	3.219.002	105.280	2.906.286
<b>SUMATERA SELATAN</b>	<b>9.616.206</b>	<b>38.950.799</b>	<b>7.302.610</b>	<b>32.041.322</b>
326 IDPLA Palembang - Plaju	7.362	4.191.954	12.182	1.750.283
334 IDPLM Sm.badaruddin (u)	21.306	45.636	464.149	1.881.160
339 IDBLJ Belinju	0	378.000	0	369.482
340 IDMRI Musi River/boom Baru	9.587.538	34.335.209	6.826.279	28.040.397
<b>BENGGULU</b>	<b>0</b>	<b>4.373.076</b>	<b>0</b>	<b>2.396.839</b>
361 IDBKU Bengkulu	0	4.373.076	0	2.396.839
<b>LAMPUNG</b>	<b>153.638.389</b>	<b>737.632.050</b>	<b>100.849.095</b>	<b>378.365.362</b>
364 IDKTA Kota Agung	90.649.285	574.799.127	43.307.734	234.385.867
395 IDPJG Panjang	62.989.104	162.832.923	57.541.361	143.979.495
<b>BANGKA BELITUNG</b>	<b>389.821</b>	<b>7.184.340</b>	<b>693.143</b>	<b>6.603.158</b>
321 IDMUO Muntok	0	1.475.199	0	1.435.671
323 IDPGX Pangkal Balam	389.821	5.385.141	693.143	4.778.676
330 IDSLI Sungai Liat	0	314.000	0	339.436
333 IDTSE Tanjung Seliu	0	10.000	0	49.375
<b>KEPULAUAN RIAU</b>	<b>212.869.584</b>	<b>617.270.841</b>	<b>679.353.048</b>	<b>1.839.841.187</b>
248 IDTBK Tg Balai Karimun	119.506	797.785	1.058.615	4.080.846
250 IDTAN Tanjung Uban	4.182.081	95.881.504	1.958.160	45.781.598
251 IDTPN Tanjung Pinang	663.220	1.294.005	3.470.906	3.995.754
254 IDTBT Tanjung Batu, Riau	38.000	38.000	37.574	37.574
258 IDBTU Batu Ampar	132.015.741	343.809.114	397.307.049	1.076.868.538
260 IDDAS Singkep - Dabo	4.798	4.798	3.481	3.481
262 IDTNJ Kijang (u)	10.378	36.040	6.688.290	6.879.729
265 IDSKP Sekupang	27.599.580	64.023.651	137.051.309	417.346.009
267 IDKAB Kabil/panau	48.152.493	111.208.728	113.075.738	228.931.340
271 IDBTH Hang Nadim (u)	83.787	177.216	18.701.926	55.916.318
<b>DKI JAKARTA</b>	<b>1.699.899.779</b>	<b>4.595.204.522</b>	<b>3.532.304.008</b>	<b>9.907.717.798</b>
431 IDTPP Tanjung Priok	1.673.589.596	4.538.047.167	2.967.907.214	8.512.529.901
432 IDKLB Kalibaru	20.420.007	41.385.729	10.003.734	19.331.958
433 IDJKT Jakarta / Pasar Ikan	54.743	60.087	88.703	120.448
434 IDCCK Sukarno Hatta (u)	5.755.443	15.460.298	534.577.093	1.338.915.374
435 IDPSB Jkt./ Pos Pasar Baru	4	4	202	202
436 IDHLP Hlm. Perdana Kusuma	79.986	251.237	19.727.062	36.819.915

**I.5. IMPOR MENURUT PROPINSI DAN PELABUHAN BONGKAR**  
**IMPORT BY PROVINCE AND PORT OF IMPORTATION**  
**\*\*\* MARET / MARCH 2009 \*\*\***

Kode Pelabuhan Bongkar Port of Importation	Berat bersih / Net weight (Kg)		Nilai / Value C.I.F ( U S \$ )	
	Bulan ini Current month	Kumulatif Cum. Jan. to date	Bulan ini Current month	Kumulatif Cum. Jan. to date
<b>JAWA BARAT</b>	<b>464.241.825</b>	<b>1.057.624.484</b>	<b>209.236.443</b>	<b>479.938.816</b>
463 IDCBN Cirebon/pengung	6.051.932	18.845.404	2.001.613	4.425.813
467 IDBLG Balongan	453.297.486	1.025.710.774	201.719.174	455.342.347
468 IDBND Bandung(plt/gd Bage)	837.124	2.769.328	979.008	3.035.974
470 IDCRB Cirebon (plt)	0	2	0	1.392
471 IDTLN Tanjung Leneng	4.055.283	10.298.976	4.536.648	17.133.290
<b>JAWA TENGAH</b>	<b>281.952.854</b>	<b>1.534.219.937</b>	<b>197.368.412</b>	<b>861.297.854</b>
494 IDTES Tanjung Emas	187.821.322	497.116.345	160.093.320	472.667.612
495 IDCXP Cilacap	94.120.877	1.037.082.218	37.160.451	388.393.063
496 IDSRG Achmad Yani (u)	6.094	10.835	75.102	128.335
497 IDSMR Semarang (plt)	466	4.261	10.078	33.443
498 IDSOC Jebles/adi Sumarmo	4.095	6.278	29.461	75.401
<b>D I YOGYAKARTA</b>	<b>3.300</b>	<b>63.761</b>	<b>12.991</b>	<b>291.805</b>
531 IDJOG Adi Sucipto (u)	3.225	27.418	10.213	205.909
532 IDJOK Yogyakarta (plt)	75	36.343	2.778	85.896
<b>JAWA TIMUR</b>	<b>976.580.853</b>	<b>3.128.426.135</b>	<b>652.893.877</b>	<b>2.063.243.092</b>
562 IDGRE Gresik	70.903.473	273.399.975	18.801.379	67.846.660
563 IDTPE Tanjung Perak	904.789.284	2.558.914.379	616.895.575	1.817.048.615
564 IDPAZ Pasuruan	0	395.097	0	1.197.955
565 IDPRO Probolinggo	173.925	1.110.953	616.422	7.144.993
566 IDPRN Panarukan	0	292.797.390	0	120.741.344
576 IDKLG Kalianget	56.148	162.148	126.578	226.578
587 IDSUB Surabaya /juanda (u)	512.807	1.156.238	16.019.879	47.103.435
588 IDSUR Surabaya (plt)	145.216	456.652	434.044	1.671.668
592 IDRAM Rambipuji Jember	0	33.303	0	261.844
<b>BANTEN</b>	<b>546.637.738</b>	<b>1.666.936.008</b>	<b>332.437.624</b>	<b>921.853.858</b>
461 IDMRK Merak	405.478.215	1.141.261.240	269.315.770	690.281.460
473 IDC GD Cigading	141.159.523	525.674.768	63.121.854	231.572.398
<b>B A L I</b>	<b>67.540.846</b>	<b>143.595.588</b>	<b>36.548.457</b>	<b>83.626.527</b>
613 IDBOA Benaololoan	67.358.956	143.023.966	31.543.252	69.772.294
620 IDDPS Ngurah Rai (u)	181.890	571.622	5.005.205	13.854.233
<b>NUSA TENGGARA BARAT</b>	<b>3.757.774</b>	<b>15.033.860</b>	<b>13.960.408</b>	<b>41.301.329</b>
655 IDBMU Bima	3.757.774	15.033.860	13.960.408	41.301.329
<b>KALIMATAN BARAT</b>	<b>5.735.987</b>	<b>18.339.672</b>	<b>8.554.025</b>	<b>16.019.689</b>
714 IDPON Pontianak	5.735.987	18.339.672	8.554.025	16.019.689
<b>KALIMANTAN TENGAH</b>	<b>1.148.863</b>	<b>4.703.240</b>	<b>2.100.710</b>	<b>6.428.019</b>
744 IDKUM Kumai	999.920	2.391.632	487.000	3.266.361
746 IDSMQ Sampit	0	2.162.665	0	1.547.948
750 IDPPS Pulang Pisau	148.943	148.943	1.613.710	1.613.710
<b>KALIMANTAN SELATAN</b>	<b>11.236.993</b>	<b>193.896.113</b>	<b>48.994.719</b>	<b>311.949.056</b>
771 IDBAN Banjarmasin	10.453.659	50.375.930	44.416.705	161.324.211
773 IDKTB Kotabaru	0	142.736.849	0	146.046.831
779 IDASA Asam Asam	783.334	783.334	4.578.014	4.578.014
<b>KALIMANTAN TIMUR</b>	<b>407.258.436</b>	<b>1.463.433.883</b>	<b>226.282.849</b>	<b>875.932.208</b>
803 IDBPP Balikpapan	381.563.778	1.407.337.299	183.526.023	720.032.488
805 IDSRD Samarinda	17.531.670	25.647.846	12.359.280	26.174.281
810 IDTGR Pasir/tanah Grogot	0	403.140	0	5.160.000
813 IDTSG Tanjung Sangata	7.767.607	26.309.292	17.927.932	78.386.311
814 IDBPN Sepinggang (u)	202.803	675.427	10.636.231	33.612.218
817 IDBTG Bontang	192.578	3.060.879	1.833.383	12.566.910
<b>SULAWESI UTARA</b>	<b>0</b>	<b>99.000</b>	<b>0</b>	<b>60.500</b>
835 IDBIT Bitung	0	99.000	0	60.500
<b>SULAWESI SELATAN</b>	<b>99.518.061</b>	<b>270.235.807</b>	<b>29.137.025</b>	<b>133.781.495</b>
892 IDPAP Pare-pare	0	56.083.717	0	51.659.261
893 IDUJU Ujungpandang	79.267.521	191.502.944	18.870.513	64.122.788
897 IDMLI Malili, Sulawesi	20.249.319	22.645.694	10.182.631	17.775.469
904 IDUPG Hasanuddin (u)	0	191	0	12.617
907 IDSQR Soroako	1.221	3.261	83.881	211.360
<b>SULAWESI TENGGARA</b>	<b>0</b>	<b>21.409.000</b>	<b>0</b>	<b>7.668.619</b>
925 IDPUM Pomalaa	0	21.409.000	0	7.668.619
<b>MALUKU</b>	<b>24.220.114</b>	<b>49.284.788</b>	<b>13.292.869</b>	<b>30.776.364</b>

**I.5. IMPOR MENURUT PROPINSI DAN PELABUHAN BONGKAR**  
**IMPORT BY PROVINCE AND PORT OF IMPORTATION**  
**\*\*\* MARET / MARCH 2009 \*\*\***

Kode Pelabuhan Bongkar <i>Port of Importation</i>	Berat bersih / <i>Net weight (Kg)</i>		Nilai / <i>Value C.I.F ( U S \$ )</i>	
	Bulan ini <i>Current month</i>	Kumulatif <i>Cum. Jan. to date</i>	Bulan ini <i>Current month</i>	Kumulatif <i>Cum. Jan. to date</i>
946 IDAMB Ambon	22.280.542	47.104.542	9.774.607	26.702.715
949 IDLUV Tual	1.939.572	1.939.572	3.518.262	3.518.262
954 IDAMQ Pattimura/laha (u)	0	240.674	0	555.387
<b>PAPUA</b>	<b>32.944.595</b>	<b>112.202.543</b>	<b>53.224.603</b>	<b>168.102.292</b>
980 IDTIM Amamapare	32.944.595	112.202.543	53.224.603	168.102.292
<b>TOTAL IMPORT</b>	<b>5.977.694.304</b>	<b>17.740.040.000</b>	<b>6.554.129.163</b>	<b>19.093.741.739</b>

<https://www.bps.go.id>

I.6 IMPOR KOMODITI MENURUT NEGARA ASAL / *IMPORT BY COUNTRY OF ORIGIN*  
 DAN LIMA GOLONGAN BARANG (SITC) UTAMA / *AND FIVE MAJOR SITC COMMODITY GROUP*  
 \*\* FEBRUARI / *FEBRUARY 2009* \*\*

Negara Asal/SITC/Uraian Golongan Barang <i>Country of Origin/SITC/group Description</i>	Berat Bersih / <i>Net Weight (Kg)</i>		Nilai CIF / <i>CIF Value (US\$)</i>	
	Bulan ini <i>Current month</i>	Kumulatif <i>Cum. Jan to date</i>	Bulan ini <i>Current month</i>	Kumulatif <i>Cum. Jan to date</i>
<b>JAPAN</b>				
782 Motor Vehicle For The Transportation Of Goods	5.831.470	10.828.374	41.659.261	83.868.147
673 Flat Rolled Products, Not Clad	22.736.745	70.689.551	25.528.771	79.427.757
679 Tubes, Pipes, Hollow Profile, Pipe Fitting Of Iron/Steel	9.781.145	23.672.070	36.034.968	67.514.586
723 Civil Engineering And Contractor Plants And Equipments/Parts	5.242.174	10.199.508	32.731.103	63.838.248
713 Internal Combustion Piston Engines And Parts	2.002.494	4.195.579	25.647.438	62.458.407
Others	157.218.206	270.108.622	506.825.294	1.077.016.553
Sub Total	202.812.234	389.693.704	668.426.835	1.434.123.698
<b>HONG KONG</b>				
764 Telecommunication Equipments And Parts	678.472	1.234.185	51.504.526	68.281.437
652 Cotton Fabrics, Woven	1.106.491	2.210.326	10.743.983	21.435.785
655 Knitted Or Crocheted Fabrics	582.463	1.576.942	5.056.539	15.357.977
656 Tulle, Lace, Embroidery, Ribbons, Trimmings And Other Small Wares	285.035	571.186	5.227.019	10.805.694
776 Thermionic, Cold Cathode, And Photo Cathode Valves/Tubes	253.989	521.330	6.328.632	9.654.111
Others	8.211.469	22.762.134	50.250.776	125.895.401
Sub Total	11.117.919	28.876.103	129.111.475	251.430.405
<b>KOREA, DEMOCRATIC PEOPLE'S REPUBLIC</b>				
672 Ingots And Other Iron/Steel In Primary Forms	3.933.117	3.933.117	1.491.635	1.491.635
232 Synthetic Rubber Latex, Synthetic/Reclaimed Rubber	184.800	589.260	231.336	1.382.724
657 Special Yarns, Textile Fabrics	0	62.271	0	246.382
892 Printed Matter	0	3.799	0	79.772
691 Structures And Parts Of Iron/Steel Or Aluminium	99.860	99.860	56.981	56.981
Others	151.411	197.315	131.972	277.093
Sub Total	4.369.188	4.885.622	1.911.924	3.534.587
<b>KOREA, REPUBLIC OF</b>				
334 Petroleum Products, Refined	181.166.883	392.666.421	85.405.062	180.445.891
655 Knitted Or Crocheted Fabrics	1.905.100	4.166.251	15.282.561	33.427.981
679 Tubes, Pipes, Hollow Profile, Pipe Fitting Of Iron/Steel	1.329.075	12.753.147	5.194.660	27.996.931
673 Flat Rolled Products, Not Clad	14.467.390	28.233.608	11.134.676	24.651.129
764 Telecommunication Equipments And Parts	157.523	352.666	7.651.175	16.461.461
Others	76.085.499	150.221.793	170.709.832	342.415.261
Sub Total	275.111.470	588.393.886	295.377.966	625.398.654
<b>TAIWAN</b>				
334 Petroleum Products, Refined	144.098	48.381.998	229.690	21.895.953
655 Knitted Or Crocheted Fabrics	1.105.489	2.287.319	9.134.413	19.784.620
673 Flat Rolled Products, Not Clad	9.834.806	18.155.312	6.666.975	14.075.056
776 Thermionic, Cold Cathode, And Photo Cathode Valves/Tubes	14.926	28.722	6.083.568	12.619.626
653 Fabrics, Woven, Of Man-Made Fibres	628.124	1.361.405	5.520.216	11.530.363
Others	48.483.261	96.978.541	93.385.752	215.257.614
Sub Total	60.210.704	167.193.297	121.020.614	295.163.232
<b>CHINA</b>				
764 Telecommunication Equipments And Parts	2.640.125	7.892.532	65.501.289	138.665.979
711 Steam And Other Vapour Generating Boilers And Parts	12.235.511	28.005.204	49.336.105	110.746.236
752 Automatic Data Processing Machines And Their Units	723.683	2.338.618	30.195.720	74.783.369
057 Fruit And Nut; Fresh Or Dried	26.949.241	79.523.485	23.482.811	67.619.527
679 Tubes, Pipes, Hollow Profile, Pipe Fitting Of Iron/Steel	17.539.435	40.026.372	29.242.996	62.750.983
Others	342.948.820	866.649.387	563.847.877	1.375.768.467
Sub Total	403.036.815	1.024.435.598	761.606.798	1.830.334.561
<b>MONGOLIA</b>				
652 Cotton Fabrics, Woven	1.501	1.501	22.244	22.244
743 Pumps, Compressors, Fans, Blowers, Centrifuges, And Parts	0	155	0	10.915
278 Other Crude Minerals	0	371	0	2.970
Others	0	0	0	0

1.6 IMPOR KOMODITI MENURUT NEGARA ASAL / *IMPORT BY COUNTRY OF ORIGIN*  
DAN LIMA GOLONGAN BARANG (SITC) UTAMA / *AND FIVE MAJOR SITC COMMODITY GROUP*  
\*\* FEBRUARI / *FEBRUARY 2009* \*\*

Negara Asal/SITC/Uraian Golongan Barang <i>Country of Origin/SITC/group Description</i>	Berat Bersih / <i>Net Weight (Kg)</i>		Nilai CIF / <i>CIF Value (US\$)</i>	
	Bulan ini <i>Current month</i>	Kumulatif <i>Cum. Jan to date</i>	Bulan ini <i>Current month</i>	Kumulatif <i>Cum. Jan to date</i>
Sub Total	1.501	2.027	22.244	36.129
<b>MACAU</b>				
655 Knitted Or Crocheted Fabrics	0	19.113	0	96.316
641 Papers And Paperboards	25.497	25.497	23.712	23.712
831 Travel Goods	0	1.171	0	9.929
844 Women'S Coats/Jackets, Knitted	25	52	2.471	5.696
845 Articles Of Apparel	20	56	2.194	5.158
Others	1.984	3.679	3.772	25.139
Sub Total	27.526	49.568	32.149	165.950
<b>PAPUA NEW GUINEA</b>				
072 Cocoa	1.380.063	2.635.063	3.440.750	6.344.655
282 Waste And Scrap Metal Of Iron/Steel	403.025	1.120.162	78.590	239.905
723 Civil Engineering And Contractor Plants And Equipments/Parts	4.317	4.317	31.900	31.900
581 Tubes, Pipes, And Hoses Of Plastics	2.098	2.098	15.500	15.500
747 Taps, Cocks, And Valves For Pipes	1.063	1.063	7.850	7.850
Others	1.482	1.482	10.963	10.963
Sub Total	1.792.048	3.764.185	3.585.553	6.650.773
<b>THAILAND</b>				
784 Parts And Accessories Of The Motor Vehicles	2.301.613	5.826.508	23.666.994	52.300.022
061 Sugar, Molasses, And Honey	43.911.500	119.001.839	15.022.570	38.807.657
713 Internal Combustion Piston Engines And Parts	847.764	2.590.487	15.130.342	37.709.930
785 Motorcycles, Scooters, And Other Cycles Motorized/Non Motorized	809.995	1.764.879	12.063.253	26.812.640
781 Passengger Motor Cars	741.461	2.522.973	7.086.237	25.520.734
Others	170.714.386	361.516.413	216.485.024	401.354.103
Sub Total	219.326.719	493.223.099	289.454.420	582.505.086
<b>SINGAPORE</b>				
334 Petroleum Products, Refined	684.044.535	1.663.078.764	323.767.592	764.146.240
793 Ships, Boats, And Floating Structures	8.384.642	31.742.286	39.766.196	97.517.098
772 Electrical Apparatus For Making And Breaking Electrical Circuits	1.015.951	2.065.377	44.861.780	75.744.718
679 Tubes, Pipes, Hollow Profile, Pipe Fitting Of Iron/Steel	8.728.681	22.266.550	35.855.362	68.022.702
764 Telecommunication Equipments And Parts	927.231	2.143.599	30.139.954	61.855.463
Others	231.947.854	489.504.340	458.909.573	972.073.732
Sub Total	935.048.894	2.210.800.916	933.300.457	2.039.359.953
<b>PHILIPPINES</b>				
776 Thermionic, Cold Cathode, And Photo Cathode Valves/Tubes	7.746	13.688	3.492.617	7.238.267
022 Milk,Cream, And Milk Products Other Than Butter Or Cheese	491.444	781.484	2.499.039	3.925.240
748 Transmission Shafts And Cranks	131.778	253.558	1.918.299	3.691.232
562 Fertilizers, Manufactured	4.002.000	4.302.000	2.566.887	2.863.887
751 Office Machines	2.639	34.066	1.921.584	2.443.670
Others	5.879.295	17.271.477	14.935.446	32.616.034
Sub Total	10.514.902	22.656.273	27.333.872	52.778.330
<b>MALAYSIA</b>				
334 Petroleum Products, Refined	194.198.076	388.152.820	83.664.441	189.590.969
333 Petroleum Oil, Crude	74.522.142	149.968.953	30.210.869	55.097.009
511 Hydrocarbon And Their Halogenated, Nitrated Derivatives	30.543.728	42.551.496	15.788.327	22.021.265
723 Civil Engineering And Contractor Plants And Equipments/Parts	1.034.356	1.682.105	14.909.619	17.975.732
792 Aircraft And Associated Equipments And Parts	34.897	35.259	16.000.211	16.047.402
Others	300.440.231	590.419.447	170.145.270	374.817.686
Sub Total	600.773.430	1.172.810.080	330.718.737	675.550.063
<b>MYANMAR (FORM. BURMA)</b>				
054 Vegetables, Fresh, Chilled, Frozen Or Simply Preserved	2.954.080	4.630.170	1.475.762	2.490.562

1.6 IMPOR KOMODITI MENURUT NEGARA ASAL / *IMPORT BY COUNTRY OF ORIGIN*  
DAN LIMA GOLONGAN BARANG (SITC) UTAMA / *AND FIVE MAJOR SITC COMMODITY GROUP*  
\*\* FEBRUARI / *FEBRUARY 2009* \*\*

Negara Asal/SITC/Uraian Golongan Barang <i>Country of Origin/SITC/group Description</i>	Berat Bersih / <i>Net Weight (Kg)</i>		Nilai CIF / <i>CIF Value (US\$)</i>	
	Bulan ini <i>Current month</i>	Kumulatif <i>Cum. Jan to date</i>	Bulan ini <i>Current month</i>	Kumulatif <i>Cum. Jan to date</i>
035 Fish, Dried Salted Or In Brine; Smoked Fish	304.083	522.423	196.805	341.842
044 Maize, Unmilled	516.000	1.502.227	91.437	265.999
036 Crustaceans, Molluscs, And Aquatic Invertebrates	0	21.330	0	91.719
247 Wood In The Rough Or Roughly Squared	36.909	36.909	88.193	88.193
Others	719	1.034	32.020	32.078
Sub Total	3.811.791	6.714.093	1.884.217	3.310.393
<b>CAMBODIA</b>				
793 Ships, Boats, And Floating Structures	0	1.657.000	0	300.000
845 Articles Of Apparel	1.913	2.560	75.710	105.291
652 Cotton Fabrics, Woven	15.421	15.421	77.961	77.961
843 Men'S Coats/Jackets, Knitted	318	633	8.181	15.957
841 Men'S Coats/Jackets, Not Knitted	237	251	11.900	12.426
Others	3.604	4.613	13.499	15.263
Sub Total	21.493	1.680.478	187.251	526.898
<b>BRUNEI DARUSSALAM</b>				
333 Petroleum Oil, Crude	90.901.000	178.524.000	31.941.237	61.193.843
282 Waste And Scrap Metal Of Iron/Steel	2.898.927	2.898.927	695.742	695.742
533 Pigments, Paints, Varnishes, And Related Materials	9.500	9.500	39.750	39.750
288 Non-Ferrous Base Metal Waste And Scraps	20.340	20.340	21.357	21.357
723 Civil Engineering And Contractor Plants And Equipments/Parts	0	730	0	9.074
Others	255	425	4.318	4.692
Sub Total	93.830.022	181.453.922	32.702.404	61.964.458
<b>LAO PEOPLE'S DEMOCRATIC REPUBLIC</b>				
773 Equipment For Distributing Electricity	0	8.213	0	41.616
845 Articles Of Apparel	32	33	1.605	1.626
Others	0	0	0	0
Sub Total	32	8.246	1.605	43.242
<b>BHUTAN</b>				
893 Article Of Plastics	715	1.134	14.512	30.868
874 Measuring, Checking, Analysing, And Controlling Instrument And Appa	0	3	0	930
772 Electrical Apparatus For Making And Breaking Electrical Circuits	1	3	20	38
Others	0	0	0	0
Sub Total	716	1.140	14.532	31.836
<b>VIET NAM</b>				
333 Petroleum Oil, Crude	0	80.807.347	0	23.196.056
344 Petroleum Gases And Other Gas	8.374.930	10.883.340	4.400.306	5.650.748
042 Rice	4.649.650	12.684.150	1.852.610	4.791.246
751 Office Machines	458.096	593.417	3.401.055	4.351.364
748 Transmission Shafts And Cranks	427.464	852.337	1.576.124	3.113.990
Others	11.149.676	18.597.961	15.687.289	35.807.185
Sub Total	25.059.816	124.418.552	26.917.384	76.910.589
<b>INDIA</b>				
081 Feeding Stuff For Animals	58.004.136	115.970.251	20.395.907	38.358.815
511 Hydrocarbon And Their Halogenated, Nitrated Derivatives	15.920.039	41.222.433	10.829.825	26.626.424
782 Motor Vehicle For The Transportation Of Goods	1.382.230	2.451.731	14.704.819	26.143.505
222 Oil Seeds Use For Extraction Ofsoft Fixed Vegetable Oils	12.982.227	21.068.432	13.925.765	22.509.428
764 Telecommunication Equipments And Parts	91.693	153.196	11.825.515	19.453.150
Others	53.062.861	96.055.188	66.898.252	126.694.445
Sub Total	141.443.186	276.921.231	138.580.083	259.785.767
<b>PAKISTAN</b>				
652 Cotton Fabrics, Woven	209.737	390.902	818.458	1.415.523

I.6 IMPOR KOMODITI MENURUT NEGARA ASAL / *IMPORT BY COUNTRY OF ORIGIN*  
DAN LIMA GOLONGAN BARANG (SITC) UTAMA / *AND FIVE MAJOR SITC COMMODITY GROUP*  
\*\* FEBRUARI / *FEBRUARY 2009* \*\*

Negara Asal/SITC/Uraian Golongan Barang <i>Country of Origin/SITC/group Description</i>	Berat Bersih / <i>Net Weight (Kg)</i>		Nilai CIF / <i>CIF Value (US\$)</i>	
	Bulan ini <i>Current month</i>	Kumulatif <i>Cum. Jan to date</i>	Bulan ini <i>Current month</i>	Kumulatif <i>Cum. Jan to date</i>
642 Paper And Paperboard Cut To Size/Shape And Article Of Papers	60.912	340.856	159.950	1.203.756
263 Cotton	522.695	625.662	671.202	807.402
034 Fish, Fresh, Chilled Or Frozen	83.000	1.229.210	56.160	799.223
611 Leathers	10.137	18.938	360.869	685.985
Others	529.348	1.163.365	1.514.246	3.193.751
Sub Total	1.415.829	3.768.933	3.580.885	8.105.640
<b>BANGLADESH</b>				
651 Textile Yarns	447.990	785.990	332.250	563.620
658 Made-Up Articles, Wholly/Chiefly Of Textile Materials	319.153	759.611	235.719	545.953
611 Leathers	10.535	10.535	492.819	492.819
264 Jute And Other Textile Bast Fibres	310.850	960.998	149.945	463.824
845 Articles Of Apparel	2.775	5.898	95.408	163.045
Others	118.048	221.420	450.054	856.108
Sub Total	1.209.351	2.744.452	1.756.195	3.085.369
<b>SRI LANKA</b>				
046 Meal And Flour Of Wheat And Flour Of Meslin	2.080.000	3.765.000	1.173.779	2.153.905
074 Tea And Mate	74.168	76.478	197.108	236.786
731 Machine Tools By Removing Metal	2.095	2.095	200.000	200.000
656 Tulle,Lace,Embroidery,Ribbons,Trimmings And Other Small Wares	1.836	2.739	84.106	158.759
651 Textile Yarns	65.791	65.791	140.139	140.139
Others	91.364	208.163	393.167	834.502
Sub Total	2.315.254	4.120.266	2.188.299	3.724.091
<b>INDONESIA</b>				
036 Crustaceans, Molluscs, And Aquatic Invertebrates	67.597	127.438	572.271	1.119.496
676 Iron/Steel Bars, Rods, Angels, Shaped And Sections	87.406	192.569	133.305	297.439
098 Edible Products And Preparations	60.173	60.173	209.401	209.401
776 Thermionic, Cold Cathode, And Photo Cathode Valves/Tubes	29.010	29.010	189.099	189.099
784 Parts And Accessories Of The Motor Vehicles	11.310	23.200	67.999	149.041
Others	137.192	196.041	477.560	728.494
Sub Total	392.688	628.431	1.649.635	2.692.970
<b>IRAN (ISLAMIC REPUBLIC OF)</b>				
511 Hydrocarbon And Their Halogenated, Nitrated Derivatives	9.329.208	19.271.847	5.100.083	9.481.067
562 Fertilizers, Manufactured	1.000.000	3.000.000	650.000	1.950.000
278 Other Crude Minerals	3.587.733	3.587.733	1.136.045	1.136.045
335 Residual Petroleum Products, And Related Materials	2.099.872	2.155.872	875.454	961.414
273 Stone, Sand And Gravel	600.634	1.879.191	46.117	147.027
Others	49.545	162.013	62.492	198.667
Sub Total	16.666.992	30.056.656	7.870.191	13.874.220
<b>SAUDI ARABIA</b>				
333 Petroleum Oil, Crude	243.415.840	710.648.003	81.709.782	246.332.820
342 Liquefied Propane And Butane	33.896.900	111.793.800	17.721.299	55.067.205
334 Petroleum Products, Refined	66.483.995	96.435.005	22.080.666	31.168.981
512 Alcohols, Phenols, Phenol-Alcohols And Their Halogenated	20.722.297	33.572.598	11.995.793	19.993.153
511 Hydrocarbon And Their Halogenated, Nitrated Derivatives	15.486.729	26.893.993	9.439.344	15.476.580
Others	17.189.763	26.408.057	6.336.790	23.795.120
Sub Total	397.195.524	1.005.751.456	149.283.674	391.833.859
<b>ISRAEL</b>				
764 Telecommunication Equipments And Parts	225	9.423	35.908	1.212.199
776 Thermionic, Cold Cathode, And Photo Cathode Valves/Tubes	38	87	87.473	96.204
541 Medicinal And Pharmaceutical Products	1.459	1.947	69.754	94.174
771 Electric Power Machinery And Parts	528	531	85.378	92.764
598 Miscellaneous Chemical Products	3	8	45.780	74.704
Others	4.767	11.356	150.806	278.570

I.6 IMPOR KOMODITI MENURUT NEGARA ASAL / *IMPORT BY COUNTRY OF ORIGIN*  
 DAN LIMA GOLONGAN BARANG (SITC) UTAMA / *AND FIVE MAJOR SITC COMMODITY GROUP*  
 \*\* FEBRUARI / *FEBRUARY 2009* \*\*

Negara Asal/SITC/Uraian Golongan Barang <i>Country of Origin/SITC/group Description</i>	Berat Bersih / <i>Net Weight (Kg)</i>		Nilai CIF / <i>CIF Value (US\$)</i>	
	Bulan ini <i>Current month</i>	Kumulatif <i>Cum. Jan to date</i>	Bulan ini <i>Current month</i>	Kumulatif <i>Cum. Jan to date</i>
Sub Total	7.020	23.352	475.099	1.848.615
<b>KUWAIT</b>				
334 Petroleum Products, Refined	84.285.000	346.271.000	33.821.350	151.799.702
512 Alcohols, Phenols, Phenol-Alcohols And Their Halogenated	2.970.000	5.870.000	1.756.643	3.477.493
571 Polymers Of Ethylene In Primary Forms	1.509.750	3.046.500	1.230.200	2.503.907
522 Inorganic Chemical Elements, Oxides And Halogen Salts	0	11.500.000	0	2.070.000
664 Glass	29.101	85.199	30.150	87.131
Others	51.271	142.521	39.121	84.564
Sub Total	88.845.122	366.915.220	36.877.464	160.022.797
<b>JORDAN</b>				
272 Fertilizers, Crude	0	106.635.000	0	20.580.555
562 Fertilizers, Manufactured	0	500.000	0	285.000
752 Automatic Data Processing Machines And Their Units	229	229	100.800	100.800
651 Textile Yarns	25.545	25.545	19.157	19.157
232 Synthetic Rubber Latex, Synthetic/Reclaimed Rubber	0	13.330	0	12.057
Others	2	10	72	255
Sub Total	25.776	107.174.114	120.029	20.997.824
<b>LEBANON</b>				
892 Printed Matter	13.726	39.731	44.775	129.818
773 Equipment For Distributing Electricity	2.153	2.153	69.305	69.305
699 Manufactures Of Base Metals	1.287	1.287	44.264	44.264
873 Meters And Counters	0	331	0	3.007
772 Electrical Apparatus For Making And Breaking Electrical Circuits	0	36	0	327
Others	0	2	0	18
Sub Total	17.166	43.540	158.344	246.739
<b>YEMEN</b>				
611 Leathers	0	13.700	0	39.655
522 Inorganic Chemical Elements, Oxides And Halogen Salts	30	124	11.000	24.223
893 Article Of Plastics	473	473	2.321	2.321
684 Aluminium	58	58	275	275
899 Other Miscellaneous Manufactured Articles	16	16	78	78
Others	13	13	60	60
Sub Total	590	14.384	13.734	66.612
<b>OMAN</b>				
684 Aluminium	2.520.926	4.797.550	3.701.574	7.618.008
792 Aircraft And Associated Equipments And Parts	62	3.562	39.000	42.500
742 Pumps For Liquid And Parts	335	335	7.122	7.122
731 Machine Tools By Removing Metal	153	153	5.769	5.769
Others	0	0	0	0
Sub Total	2.521.476	4.801.600	3.753.465	7.673.399
<b>SYRIA ARAB REPUBLIC</b>				
334 Petroleum Products, Refined	1.184.661	1.184.661	462.610	462.610
611 Leathers	17.860	17.860	137.700	137.700
Others	0	0	0	0
Sub Total	1.202.521	1.202.521	600.310	600.310
<b>TURKEY</b>				
333 Petroleum Oil, Crude	0	30.670.022	0	10.898.723
672 Ingots And Other Iron/Steel In Primary Forms	15.156.150	15.156.150	6.441.577	6.441.577
121 Tobacco, Unmanufactured And Refused	331.446	1.106.578	2.465.305	5.809.730
046 Meal And Flour Of Wheat And Flour Of Meslin	6.597.325	15.160.325	2.061.452	5.271.631
673 Flat Rolled Products, Not Clad	4.823.472	4.823.472	2.411.495	2.411.495



I.6 IMPOR KOMODITI MENURUT NEGARA ASAL / *IMPORT BY COUNTRY OF ORIGIN*  
 DAN LIMA GOLONGAN BARANG (SITC) UTAMA / *AND FIVE MAJOR SITC COMMODITY GROUP*  
 \*\* FEBRUARI / *FEBRUARY 2009* \*\*

Negara Asal/SITC/Uraian Golongan Barang <i>Country of Origin/SITC/group Description</i>	Berat Bersih / <i>Net Weight (Kg)</i>		Nilai CIF / <i>CIF Value (US\$)</i>	
	Bulan ini <i>Current month</i>	Kumulatif <i>Cum. Jan to date</i>	Bulan ini <i>Current month</i>	Kumulatif <i>Cum. Jan to date</i>
Others	3.993.084	6.094.665	4.235.547	7.190.525
Sub Total	30.901.477	73.011.212	17.615.376	38.023.681
<b>UNITED ARAB EMIRATES</b>				
342 Liquefied Propane And Butane	8.060.000	55.806.000	4.213.768	24.235.696
081 Feeding Stuff For Animals	4.344.780	8.932.860	977.224	2.089.885
684 Alumunium	170.417	784.288	261.883	1.579.415
679 Tubes, Pipes, Hollow Profile, Pipe Fitting Of Iron/Steel	195.579	195.579	1.469.226	1.469.226
571 Polymers Of Ethylene In Primary Forms	915.750	1.237.500	783.585	1.097.168
Others	416.281	1.395.106	365.695	1.753.815
Sub Total	14.102.807	68.351.333	8.071.381	32.225.205
<b>QATAR</b>				
342 Liquefied Propane And Butane	46.527.391	115.091.102	24.324.520	52.110.193
511 Hydrocarbon And Their Halogenated, Nitrated Derivatives	9.239.563	13.771.559	5.805.954	8.152.032
598 Miscellaneous Chemical Products	1.001.677	3.094.741	2.253.773	6.963.167
562 Fertilizers, Manufactured	0	13.199.998	0	3.920.399
571 Polymers Of Ethylene In Primary Forms	273.750	1.104.000	231.953	799.013
Others	5	159	496	10.298
Sub Total	57.042.386	146.261.559	32.616.696	71.955.102
<b>BAHRAIN</b>				
522 Inorganic Chemical Elements, Oxides And Halogen Salts	0	8.871.044	0	1.907.274
684 Alumunium	219.821	483.637	432.995	1.001.093
675 Flat Rolled Products And Alloy Steels	22.493	35.388	41.268	65.678
661 Lime,Cement And Fabricated Construction Materials	38.576	78.176	19.981	41.072
251 Pulp And Waste Paper	0	93.230	0	12.120
Others	2.102	2.102	3.819	3.819
Sub Total	282.992	9.563.577	498.063	3.031.056
<b>CYPRUS</b>				
273 Stone, Sand And Gravel	65.000	109.000	20.331	34.766
Others	0	0	0	0
Sub Total	65.000	109.000	20.331	34.766
<b>EGYPT</b>				
057 Fruit And Nut; Fresh Or Dried	335.446	645.214	246.386	505.343
611 Leathers	38.000	50.000	287.775	394.507
659 Floor Coverings	35.751	103.241	100.474	269.376
263 Cotton	48.887	71.589	135.341	199.241
625 Rubber Tyre, Tyre Cases, Tyre Treads, Inner Tubes, And Tyre Flaps	0	31.228	0	135.924
Others	481.158	669.025	459.310	657.666
Sub Total	939.242	1.570.297	1.229.286	2.162.057
<b>LIBYAN ARAB JAMAHIRIYA</b>				
333 Petroleum Oil, Crude	132.554.000	262.559.808	41.998.671	90.012.934
511 Hydrocarbon And Their Halogenated, Nitrated Derivatives	13.893.431	13.893.431	7.672.036	7.672.036
Others	0	0	0	0
Sub Total	146.447.431	276.453.239	49.670.707	97.684.970
<b>MOROCCO</b>				
842 Women'S Coats/Jacket, Not Knitted	6.843	10.893	307.945	486.594
841 Men'S Coats/Jackets, Not Knitted	2.144	4.785	85.393	201.124
845 Articles Of Apparel	1.808	2.652	92.899	128.872
844 Women'S Coats/Jackets, Knitted	859	1.530	38.170	65.321
598 Miscellaneous Chemical Products	0	13.350	0	58.737
Others	14.731	14.899	50.116	56.737

I.6 IMPOR KOMODITI MENURUT NEGARA ASAL / *IMPORT BY COUNTRY OF ORIGIN*  
DAN LIMA GOLONGAN BARANG (SITC) UTAMA / *AND FIVE MAJOR SITC COMMODITY GROUP*  
\*\* FEBRUARI / *FEBRUARY 2009* \*\*

Negara Asal/SITC/Uraian Golongan Barang <i>Country of Origin/SITC/group Description</i>	Berat Bersih / <i>Net Weight (Kg)</i>		Nilai CIF / <i>CIF Value (US\$)</i>	
	Bulan ini <i>Current month</i>	Kumulatif <i>Cum. Jan to date</i>	Bulan ini <i>Current month</i>	Kumulatif <i>Cum. Jan to date</i>
Sub Total	26.385	48.109	574.523	997.385
<b>TUNISIA</b>				
641 Papers And Paperboards	1.002.300	1.002.300	1.055.422	1.055.422
251 Pulp And Waste Paper	89.600	89.600	166.260	166.260
772 Electrical Apparatus For Making And Breaking Electrical Circuits	1.585	1.599	55.956	56.258
842 Women'S Coats/Jacket, Not Knitted	427	974	29.156	54.264
851 Footwears	0	3.169	0	48.450
Others	2.517	3.336	64.463	92.869
Sub Total	1.096.429	1.100.978	1.371.257	1.473.523
<b>ALGERIA</b>				
699 Manufactures Of Base Metals	0	360	0	9.758
Others	0	0	0	0
Sub Total	0	360	0	9.758
<b>SUDAN</b>				
333 Petroleum Oil, Crude	78.085.370	78.085.370	25.364.390	25.364.390
273 Stone, Sand And Gravel	1.855	1.855	3.632	3.632
Others	0	0	0	0
Sub Total	78.087.225	78.087.225	25.368.022	25.368.022
<b>ERITREA</b>				
695 Tools For Used In The Hand Or In Machines	0	9	0	552
Others	0	0	0	0
Sub Total	0	9	0	552
<b>NAMIBIA</b>				
686 Zinc	939.917	1.558.591	1.267.435	2.119.691
Others	0	0	0	0
Sub Total	939.917	1.558.591	1.267.435	2.119.691
<b>ETHIOPIA</b>				
211 Hides And Skins, Raw	51.348	51.348	544.460	544.460
611 Leathers	0	2.827	0	135.744
071 Coffee And Coffee Substitutes	36.000	36.000	86.112	86.112
075 Spices	0	30.000	0	36.000
Others	0	0	0	0
Sub Total	87.348	120.175	630.572	802.316
<b>TANZANIA, UNITED REPUBLIC OF</b>				
263 Cotton	138.169	379.857	229.299	636.725
222 Oil Seeds Use For Extraction Ofsoft Fixed Vegetable Oils	360.786	461.024	256.158	328.831
292 Crude Vegetable Materials	0	100.000	0	160.000
071 Coffee And Coffee Substitutes	0	36.000	0	77.400
759 Parts And Accessories For Machine Of Heading 751 Or 752	0	1.022	0	12.189
Others	0	16.000	0	10.000
Sub Total	498.955	993.903	485.457	1.225.145
<b>MADAGASCAR</b>				
551 Essential Oils, Perfumes, And Flavour Materials	60.000	136.800	415.000	946.280
287 Ores And Concentrates Of Basemetals	50.000	147.360	35.152	114.032
265 Vegetable Textile Fibres,Raw Or Processed;Waste Of These Fibres	25.284	25.284	27.560	27.560
211 Hides And Skins, Raw	22.500	22.500	7.875	7.875
845 Articles Of Apparel	23	128	334	4.200
Others	23	35	945	1.415
Sub Total	157.830	332.107	486.866	1.101.362

I.6 IMPOR KOMODITI MENURUT NEGARA ASAL / *IMPORT BY COUNTRY OF ORIGIN*  
 DAN LIMA GOLONGAN BARANG (SITC) UTAMA / *AND FIVE MAJOR SITC COMMODITY GROUP*  
 \*\* FEBRUARI / *FEBRUARY 2009* \*\*

Negara Asal/SITC/Uraian Golongan Barang <i>Country of Origin/SITC/group Description</i>	Berat Bersih / <i>Net Weight (Kg)</i>		Nilai CIF / <i>CIF Value (US\$)</i>	
	Bulan ini <i>Current month</i>	Kumulatif <i>Cum. Jan to date</i>	Bulan ini <i>Current month</i>	Kumulatif <i>Cum. Jan to date</i>
<b>KENYA</b>				
074 Tea And Mate	286.114	380.995	571.219	791.971
642 Paper And Paperboard Cut To Size/Shape And Article Of Papers	0	156.000	0	311.040
611 Leathers	0	21.561	0	231.559
741 Heating And Cooling Equipments And Parts	5.640	5.640	68.830	68.830
265 Vegetable Textile Fibres,Raw Or Processed;Waste Of These Fibres	0	26.000	0	27.040
Others	419	2.166	5.140	11.549
Sub Total	292.173	592.362	645.189	1.441.989
<b>REUNION</b>				
251 Pulp And Waste Paper	0	702.171	0	52.663
742 Pumps For Liquid And Parts	0	375	0	10.724
874 Measuring, Checking, Analysing, And Controlling Instrument And Appa	0	14	0	4.524
Others	0	0	0	0
Sub Total	0	702.560	0	67.911
<b>MOZAMBIQUE</b>				
287 Ores And Concentrates Of Basemetals	99.400	148.750	79.050	117.241
222 Oil Seeds Use For Extraction Ofsoft Fixed Vegetable Oils	0	148.815	0	56.550
685 Lead	0	24.497	0	45.074
Others	0	0	0	0
Sub Total	99.400	322.062	79.050	218.865
<b>BOTSWANA</b>				
658 Made-Up Articles, Wholly/Chiefly Of Textile Materials	0	62	0	1.010
Others	0	0	0	0
Sub Total	0	62	0	1.010
<b>TOGO</b>				
263 Cotton	0	119.972	0	206.191
642 Paper And Paperboard Cut To Size/Shape And Article Of Papers	0	30.756	0	83.179
657 Special Yarns,Textile Fabrics	0	2.461	0	16.721
892 Printed Matter	0	1.481	0	10.063
582 Plates, Sheets, And Film Of Plastics	0	707	0	5.952
Others	0	0	0	0
Sub Total	0	155.377	0	322.106
<b>GHANA</b>				
072 Cocoa	900.000	1.000.000	2.506.207	2.831.573
248 Wood,Simply Worked And Railway Sleeper Of Wood	0	11.510	0	25.882
Others	0	0	0	0
Sub Total	900.000	1.011.510	2.506.207	2.857.455
<b>CONGO</b>				
282 Waste And Scrap Metal Of Iron/Steel	0	341.300	0	206.487
248 Wood,Simply Worked And Railway Sleeper Of Wood	73.322	73.322	102.514	102.514
728 Other Machines And Equipment Specialized For Particular Industry	0	5.512	0	19.300
742 Pumps For Liquid And Parts	0	428	0	1.500
747 Taps, Cocks, And Valves For Pipes	46	46	824	824
Others	0	0	0	0
Sub Total	73.368	420.608	103.338	330.625
<b>CAMEROON</b>				
072 Cocoa	297.231	297.231	700.199	700.199
263 Cotton	299.980	399.862	499.772	671.528
248 Wood,Simply Worked And Railway Sleeper Of Wood	32.853	50.907	39.271	59.939
772 Electrical Apparatus For Making And Breaking Electrical Circuits	0	5.733	0	27.098

I.6 IMPOR KOMODITI MENURUT NEGARA ASAL / *IMPORT BY COUNTRY OF ORIGIN*  
DAN LIMA GOLONGAN BARANG (SITC) UTAMA / *AND FIVE MAJOR SITC COMMODITY GROUP*  
\*\* FEBRUARI / *FEBRUARY 2009* \*\*

Negara Asal/SITC/Uraian Golongan Barang <i>Country of Origin/SITC/group Description</i>	Berat Bersih / <i>Net Weight (Kg)</i>		Nilai CIF / <i>CIF Value (US\$)</i>	
	Bulan ini <i>Current month</i>	Kumulatif <i>Cum. Jan to date</i>	Bulan ini <i>Current month</i>	Kumulatif <i>Cum. Jan to date</i>
653 Fabrics, Woven, Of Man-Made Fibres	0	3.856	0	20.523
Others	0	19.540	0	18.783
Sub Total	630.064	777.129	1.239.242	1.498.070
<b>NIGERIA</b>				
333 Petroleum Oil, Crude	123.622.321	123.622.321	48.521.571	48.521.571
248 Wood, Simply Worked And Railway Sleeper Of Wood	40.000	62.000	34.814	50.582
Others	0	0	0	0
Sub Total	123.662.321	123.684.321	48.556.385	48.572.153
<b>SIERRA LEONE</b>				
771 Electric Power Machinery And Parts	0	16	0	2.818
778 Electrical Machinery And Apparatus	44	44	161	161
713 Internal Combustion Piston Engines And Parts	3	3	50	50
772 Electrical Apparatus For Making And Breaking Electrical Circuits	9	9	32	32
893 Article Of Plastics	8	8	28	28
Others	2	5	6	33
Sub Total	66	85	277	3.122
<b>GABON</b>				
635 Wood Manufactures	70.270	70.270	167.815	167.815
748 Transmission Shafts And Cranks	0	6	0	263
Others	0	0	0	0
Sub Total	70.270	70.276	167.815	168.078
<b>COTE D'IVOIRE</b>				
072 Cocoa	150.000	550.400	451.217	1.420.317
263 Cotton	50.360	251.720	86.082	438.997
Others	0	0	0	0
Sub Total	200.360	802.120	537.299	1.859.314
<b>SENEGAL</b>				
287 Ores And Concentrates Of Basemetals	0	165.320	0	104.950
676 Iron/Steel Bars, Rods, Angels, Shaped And Sections	2.139	2.139	1.680	1.680
735 Parts Of Machine Tools	2	2	648	648
Others	0	0	0	0
Sub Total	2.141	167.461	2.328	107.278
<b>MAURITANIA</b>				
652 Cotton Fabrics, Woven	0	2.430	0	20.875
Others	0	0	0	0
Sub Total	0	2.430	0	20.875
<b>MALI</b>				
263 Cotton	202.137	507.388	267.379	692.302
Others	0	0	0	0
Sub Total	202.137	507.388	267.379	692.302
<b>BURKINA FASO</b>				
575 Other Plastics In Primary Forms	0	4.716	0	27.000
582 Plates, Sheets, And Film Of Plastics	0	3.162	0	18.103
592 Starches, Inulin, And Wheat Glutenal Buminoidal Substances; Glues	0	156	0	892
629 Articles Of Rubbers	0	120	0	684
724 Textile/Leather Machinery And Parts	0	28	0	159
Others	0	17	0	95
Sub Total	0	8.199	0	46.933

I.6 IMPOR KOMODITI MENURUT NEGARA ASAL / *IMPORT BY COUNTRY OF ORIGIN*  
DAN LIMA GOLONGAN BARANG (SITC) UTAMA / *AND FIVE MAJOR SITC COMMODITY GROUP*  
\*\* FEBRUARI / *FEBRUARY 2009* \*\*

Negara Asal/SITC/Uraian Golongan Barang <i>Country of Origin/SITC/group Description</i>	Berat Bersih / <i>Net Weight (Kg)</i>		Nilai CIF / <i>CIF Value (US\$)</i>	
	Bulan ini <i>Current month</i>	Kumulatif <i>Cum. Jan to date</i>	Bulan ini <i>Current month</i>	Kumulatif <i>Cum. Jan to date</i>
<b>U.S. VIRGIN ISLANDS</b>				
851 Footwears	0	395	0	4.915
844 Women'S Coats/Jackets, Knitted	0	32	0	979
845 Articles Of Apparel	0	3	0	71
843 Men'S Coats/Jackets, Knitted	0	2	0	67
897 Jewellery, Goldsmith, Silversmith Wares, And Other Articles	0	1	0	22
Others	0	0	0	0
Sub Total	0	433	0	6.054
<b>SEYCHELLES</b>				
598 Miscellaneous Chemical Products	0	1.000	0	35.270
Others	0	0	0	0
Sub Total	0	1.000	0	35.270
<b>UGANDA</b>				
611 Leathers	0	11.059	0	107.952
554 Soap,Cleansing And Polishing Preparations	1	1	10	10
Others	0	0	0	0
Sub Total	1	11.060	10	107.962
<b>CENTRAL AFRICAN REPUBLIC</b>				
263 Cotton	203.970	403.908	210.671	504.894
676 Iron/Steel Bars, Rods, Angels, Shaped And Sections	0	2.236	0	2.646
Others	0	0	0	0
Sub Total	203.970	406.144	210.671	507.540
<b>NIGER</b>				
679 Tubes, Pipes, Hollow Profile, Pipe Fitting Of Iron/Steel	62	62	48	48
784 Parts And Accessories Of The Motor Vehicles	1	1	3	3
Others	0	0	0	0
Sub Total	63	63	51	51
<b>SAINT HELENA</b>				
657 Special Yarns,Textile Fabrics	4.890	4.890	57.926	57.926
675 Flat Rolled Products And Alloy Steels	41.178	41.178	41.122	41.122
512 Alcohols,Phenols,Phenol-Alcohols And Their Halogenated	0	1	0	1
778 Electrical Machinery And Apparatus	0	1	0	1
Others	0	0	0	0
Sub Total	46.068	46.070	99.048	99.050
<b>SWAZILAND</b>				
251 Pulp And Waste Paper	0	481.881	0	226.484
772 Electrical Apparatus For Making And Breaking Electrical Circuits	1.109	1.209	173.258	174.073
598 Miscellaneous Chemical Products	34	4.358	1.335	33.735
885 Watches And Clocks	7	7	22.748	22.748
073 Chocolate And Other Food Preparations Containing Cocoa	1.719	1.719	18.990	18.990
Others	106	22.891	22.548	65.600
Sub Total	2.975	512.065	238.879	541.630
<b>SOUTH AFRICA</b>				
333 Petroleum Oil, Crude	132.753.196	132.753.196	52.287.064	52.287.064
251 Pulp And Waste Paper	16.457.877	20.795.110	13.943.857	17.471.430
057 Fruit And Nut; Fresh Or Dried	406.197	711.239	626.115	1.197.922
675 Flat Rolled Products And Alloy Steels	164.200	377.712	391.854	878.500
651 Textile Yarns	54.256	136.756	341.121	859.725
Others	844.908	3.407.515	1.575.670	6.697.198

I.6 IMPOR KOMODITI MENURUT NEGARA ASAL / *IMPORT BY COUNTRY OF ORIGIN*  
DAN LIMA GOLONGAN BARANG (SITC) UTAMA / *AND FIVE MAJOR SITC COMMODITY GROUP*  
\*\* FEBRUARI / *FEBRUARY 2009* \*\*

Negara Asal/SITC/Uraian Golongan Barang <i>Country of Origin/SITC/group Description</i>	Berat Bersih / <i>Net Weight (Kg)</i>		Nilai CIF / <i>CIF Value (US\$)</i>	
	Bulan ini <i>Current month</i>	Kumulatif <i>Cum. Jan to date</i>	Bulan ini <i>Current month</i>	Kumulatif <i>Cum. Jan to date</i>
Sub Total	150.680.634	158.181.528	69.165.681	79.391.839
<b>ZIMBABWE</b>				
263 Cotton	127.580	1.155.706	149.059	1.816.063
121 Tobacco, Unmanufactured And Refused	79.600	178.600	518.144	1.154.116
821 Furnitures And Parts	0	54	0	782
Others	0	0	0	0
Sub Total	207.180	1.334.360	667.203	2.970.961
<b>MALAWI</b>				
263 Cotton	514.057	514.057	832.968	832.968
Others	0	0	0	0
Sub Total	514.057	514.057	832.968	832.968
<b>MAURITIUS</b>				
575 Other Plastics In Primary Forms	531.000	664.000	475.067	583.698
651 Textile Yarns	296.204	316.271	507.561	547.239
679 Tubes, Pipes, Hollow Profile, Pipe Fitting Of Iron/Steel	5.285	27.923	43.286	227.666
772 Electrical Apparatus For Making And Breaking Electrical Circuits	2.940	2.940	95.661	95.661
845 Articles Of Apparel	2.328	2.608	36.000	44.131
Others	20.043	30.675	103.164	122.745
Sub Total	857.800	1.044.417	1.260.739	1.621.140
<b>RWANDA</b>				
699 Manufactures Of Base Metals	0	1	0	3
Others	0	0	0	0
Sub Total	0	1	0	3
<b>VIRGIN ISLANDS (BRITISH)</b>				
278 Other Crude Minerals	0	7.700.000	0	363.100
772 Electrical Apparatus For Making And Breaking Electrical Circuits	0	581	0	3.996
848 Articles Of Apparel And Clothing Accessories Of Other Than Textile F:	0	15	0	1.541
Others	0	0	0	0
Sub Total	0	7.700.596	0	368.637
<b>AUSTRALIA</b>				
041 Wheat And Meslin, Unmilled	120.253.015	309.379.135	36.719.870	106.412.816
001 Live Animals Other Than Fish	13.575.943	38.122.722	26.757.184	77.024.266
675 Flat Rolled Products And Alloy Steels	9.025.928	13.598.268	16.896.369	24.492.585
684 Alumunium	3.389.561	7.972.146	8.122.821	19.435.845
723 Civil Engineering And Contractor Plants And Equipments/Parts	371.406	1.248.015	5.397.769	17.723.085
Others	231.121.125	369.286.616	96.781.298	196.815.907
Sub Total	377.736.978	739.606.902	190.675.311	441.904.504
<b>NEW ZEALAND</b>				
022 Milk, Cream, And Milk Products Other Than Butter Or Cheese	5.243.841	11.931.848	15.576.697	30.238.690
081 Feeding Stuff For Animals	6.218.559	14.577.789	2.429.643	6.175.944
251 Pulp And Waste Paper	7.675.893	17.306.298	2.534.922	5.899.387
024 Cheese And Curds	655.235	1.331.483	2.405.198	5.430.071
011 Meat Of Bovine Animals Fresh, Chilled Or Frozen	1.362.576	1.793.324	3.914.479	5.152.433
Others	16.451.880	36.108.769	11.966.170	23.821.411
Sub Total	37.607.984	83.049.511	38.827.109	76.717.936
<b>MICRONESIA, FEDERATED STATES OF</b>				
292 Crude Vegetable Materials	81	143	206	371
057 Fruit And Nut; Fresh Or Dried	1	4	1	9
Others	0	0	0	0

I.6 IMPOR KOMODITI MENURUT NEGARA ASAL / *IMPORT BY COUNTRY OF ORIGIN*  
DAN LIMA GOLONGAN BARANG (SITC) UTAMA / *AND FIVE MAJOR SITC COMMODITY GROUP*  
\*\* FEBRUARI / *FEBRUARY 2009* \*\*

Negara Asal/SITC/Uraian Golongan Barang <i>Country of Origin/SITC/group Description</i>	Berat Bersih / <i>Net Weight (Kg)</i>		Nilai CIF / <i>CIF Value (US\$)</i>	
	Bulan ini <i>Current month</i>	Kumulatif <i>Cum. Jan to date</i>	Bulan ini <i>Current month</i>	Kumulatif <i>Cum. Jan to date</i>
Sub Total	82	147	207	380
<b>GUAM</b>				
292 Crude Vegetable Materials	106	106	282	282
844 Women'S Coats/Jackets, Knitted	0	8	0	266
057 Fruit And Nut; Fresh Or Dried	1	1	1	1
Others	0	0	0	0
Sub Total	107	115	283	549
<b>NAURU</b>				
693 Wire Products And Fencing Grills	0	166	0	620
Others	0	0	0	0
Sub Total	0	166	0	620
<b>NEW CALEDONIA</b>				
629 Articles Of Rubbers	23	23	517	517
Others	0	0	0	0
Sub Total	23	23	517	517
<b>NIUE</b>				
694 Nails, Screws, Nuts, Bolts, Rivets Of Iron/Steel Or Copper	2.371	2.371	9.399	9.399
Others	0	0	0	0
Sub Total	2.371	2.371	9.399	9.399
<b>VANUATU</b>				
893 Article Of Plastics	60	60	346	346
899 Other Miscellaneous Manufactured Articles	30	30	173	173
Others	0	0	0	0
Sub Total	90	90	519	519
<b>BRITISH INDIAN OCEAN TERRITORY</b>				
713 Internal Combustion Piston Engines And Parts	0	13	0	216
Others	0	0	0	0
Sub Total	0	13	0	216
<b>AMERICAN SAMOA</b>				
764 Telecommunication Equipments And Parts	14.900	14.900	427.975	427.975
263 Cotton	98.852	159.002	163.448	260.635
781 Passengger Motor Cars	18.197	18.197	142.443	142.443
743 Pumps, Compressors, Fans, Blowers, Centrifuges, And Parts	146.972	146.972	51.436	51.436
575 Other Plastics In Primary Forms	0	15.000	0	32.700
Others	1.634	30.148	20.589	44.938
Sub Total	280.555	384.219	805.891	960.127
<b>COOK ISLANDS</b>				
748 Transmission Shafts And Cranks	5.226	5.226	50.195	50.195
725 Papermill/Pulpmill Machinery And Paper Cutting Machines	4	4	19.687	19.687
Others	0	0	0	0
Sub Total	5.230	5.230	69.882	69.882
<b>MARSHALL ISLANDS</b>				
792 Aircraft And Associated Equipments And Parts	0	9	0	132.312
742 Pumps For Liquid And Parts	0	5	0	76.534
874 Measuring, Checking, Analysing, And Controlling Instrument And Apparatus	0	2	0	27.958
772 Electrical Apparatus For Making And Breaking Electrical Circuits	0	1	0	9.921
Others	0	0	0	0

I.6 IMPOR KOMODITI MENURUT NEGARA ASAL / *IMPORT BY COUNTRY OF ORIGIN*  
DAN LIMA GOLONGAN BARANG (SITC) UTAMA / *AND FIVE MAJOR SITC COMMODITY GROUP*  
\*\* FEBRUARI / *FEBRUARY 2009* \*\*

Negara Asal/SITC/Uraian Golongan Barang <i>Country of Origin/SITC/group Description</i>	Berat Bersih / <i>Net Weight (Kg)</i>		Nilai CIF / <i>CIF Value (US\$)</i>	
	Bulan ini <i>Current month</i>	Kumulatif <i>Cum. Jan to date</i>	Bulan ini <i>Current month</i>	Kumulatif <i>Cum. Jan to date</i>
Sub Total	0	17	0	246.725
<b>SOLOMON ISLANDS</b>				
072 Cocoa	60.000	60.000	156.539	156.539
282 Waste And Scrap Metal Of Iron/Steel	0	92.150	0	53.447
Others	0	0	0	0
Sub Total	60.000	152.150	156.539	209.986
<b>TONGA</b>				
048 Cereal Preparations And Preparations Of Flours/Starchs Of Fruit	241	241	2.113	2.113
292 Crude Vegetable Materials	0	181	0	1.076
Others	0	0	0	0
Sub Total	241	422	2.113	3.189
<b>TUVALU</b>				
776 Thermionic, Cold Cathode, And Photo Cathode Valves/Tubes	0	20	0	2.424
Others	0	0	0	0
Sub Total	0	20	0	2.424
<b>UNITED STATES MINOR OUTLYING ISLAND</b>				
694 Nails, Screws, Nuts, Bolts, Rivets Of Iron/Steel Or Copper	0	1	0	6
Others	0	0	0	0
Sub Total	0	1	0	6
<b>COCOS (KEELING) ISLANDS</b>				
699 Manufactures Of Base Metals	10.000	10.000	8.040	8.040
Others	0	0	0	0
Sub Total	10.000	10.000	8.040	8.040
<b>TOKELAU</b>				
679 Tubes, Pipes, Hollow Profile, Pipe Fitting Of Iron/Steel	118	118	593	593
Others	0	0	0	0
Sub Total	118	118	593	593
<b>EAST TIMOR</b>				
071 Coffee And Coffee Substitutes	0	19.600	0	27.146
Others	0	0	0	0
Sub Total	0	19.600	0	27.146
<b>UNITED STATES</b>				
792 Aircraft And Associated Equipments And Parts	292.828	399.659	167.197.012	206.316.630
222 Oil Seeds Use For Extraction Ofsoft Fixed Vegetable Oils	159.993.168	188.062.052	73.444.814	86.381.002
723 Civil Engineering And Contractor Plants And Equipments/Parts	1.238.271	2.764.549	23.981.045	46.043.827
263 Cotton	8.780.889	22.748.631	13.114.281	35.556.827
782 Motor Vehicle For The Transportation Of Goods	915.234	2.237.085	12.726.412	30.915.798
Others	160.389.786	320.162.939	273.255.002	570.267.420
Sub Total	331.610.176	536.374.915	563.718.566	975.481.504
<b>CANADA</b>				
041 Wheat And Meslin, Unmilled	76.585.000	183.000.000	34.941.827	82.037.947
562 Fertilizers, Manufactured	10.683.601	18.207.601	7.485.098	13.585.926
251 Pulp And Waste Paper	7.023.110	20.099.422	3.266.255	10.790.500
764 Telecommunication Equipments And Parts	22.852	23.021	9.521.782	9.570.663
723 Civil Engineering And Contractor Plants And Equipments/Parts	120.783	232.054	2.644.499	5.031.782
Others	7.939.012	16.832.435	16.467.185	31.870.492
Sub Total	102.374.358	238.394.533	74.326.646	152.887.310



I.6 IMPOR KOMODITI MENURUT NEGARA ASAL / *IMPORT BY COUNTRY OF ORIGIN*  
DAN LIMA GOLONGAN BARANG (SITC) UTAMA / *AND FIVE MAJOR SITC COMMODITY GROUP*  
\*\* FEBRUARI / *FEBRUARY* \*\*

Negara Asal/SITC/Uraian Golongan Barang <i>Country of Origin/SITC/group Description</i>	Berat Bersih / <i>Net Weight (Kg)</i>		Nilai CIF / <i>CIF Value (US\$)</i>	
	Bulan ini <i>Current month</i>	Kumulatif <i>Cum. Jan to date</i>	Bulan ini <i>Current month</i>	Kumulatif <i>Cum. Jan to date</i>
<b>MEXICO</b>				
764 Telecommunication Equipments And Parts	9.995	23.516	3.731.977	4.313.885
784 Parts And Accessories Of The Motor Vehicles	82.513	464.721	994.355	2.950.136
752 Automatic Data Processing Machines And Their Units	3.111	6.821	460.921	985.821
722 Tractors	0	166.165	0	918.248
713 Internal Combustion Piston Engines And Parts	3.735	10.512	231.185	698.670
Others	1.316.372	2.302.225	3.708.702	6.168.925
Sub Total	1.415.726	2.973.960	9.127.140	16.035.685
<b>GUATEMALA</b>				
724 Textile/Leather Machinery And Parts	0	15.694	0	79.272
844 Women'S Coats/Jackets, Knitted	14	39	440	1.276
845 Articles Of Apparel	22	32	785	1.058
075 Spices	1.742	1.742	1.005	1.005
884 Optical Goods	4	4	144	144
Others	0	0	0	0
Sub Total	1.782	17.511	2.374	82.755
<b>HONDURAS</b>				
248 Wood,Simply Worked And Railway Sleeper Of Wood	0	15.180	0	23.602
844 Women'S Coats/Jackets, Knitted	54	83	2.126	3.075
845 Articles Of Apparel	0	22	0	1.889
897 Jewellery, Goldsmith, Silversmith Wares, And Other Articles	19	19	699	699
778 Electrical Machinery And Apparatus	0	11	0	560
Others	0	0	0	0
Sub Total	73	15.315	2.825	29.825
<b>PANAMA</b>				
793 Ships, Boats, And Floating Structures	0	2.811.000	0	10.207.433
611 Leathers	4.932	4.932	77.775	77.775
743 Pumps, Compressors, Fans, Blowers, Centrifuges, And Parts	72	187	6.193	11.334
716 Rotating Electric Plants And Parts	22	45	1.913	2.957
746 Ball Or Roller Bearings	0	51	0	2.294
Others	6	13	166	503
Sub Total	5.032	2.816.228	86.047	10.302.296
<b>CUBA</b>				
542 Medicaments, Including Veterinary Medicaments	1.535	1.535	60.060	60.060
Others	0	0	0	0
Sub Total	1.535	1.535	60.060	60.060
<b>CURACAO</b>				
776 Thermionic, Cold Cathode, And Photo Cathode Valves/Tubes	25	25	12.842	12.842
778 Electrical Machinery And Apparatus	0	7	0	48
749 Non-Electric Parts And Accessories Of Machineries	0	9	0	20
653 Fabrics, Woven, Of Man-Made Fibres	3	3	10	10
Others	0	0	0	0
Sub Total	28	44	12.852	12.920
<b>SURINAME</b>				
665 Glassware	8	8	140	140
Others	0	0	0	0
Sub Total	8	8	140	140
<b>CHILE</b>				
251 Pulp And Waste Paper	9.601.746	24.712.384	4.743.827	13.309.175
682 Copper	0	201.171	0	1.424.451

I.6 IMPOR KOMODITI MENURUT NEGARA ASAL / *IMPORT BY COUNTRY OF ORIGIN*  
DAN LIMA GOLONGAN BARANG (SITC) UTAMA / *AND FIVE MAJOR SITC COMMODITY GROUP*  
\*\* FEBRUARI / *FEBRUARY 2009* \*\*

Negara Asal/SITC/Uraian Golongan Barang <i>Country of Origin/SITC/group Description</i>	Berat Bersih / <i>Net Weight (Kg)</i>		Nilai CIF / <i>CIF Value (US\$)</i>	
	Bulan ini <i>Current month</i>	Kumulatif <i>Cum. Jan to date</i>	Bulan ini <i>Current month</i>	Kumulatif <i>Cum. Jan to date</i>
081 Feeding Stuff For Animals	762.090	914.250	643.175	777.253
562 Fertilizers, Manufactured	520.000	520.000	468.000	468.000
723 Civil Engineering And Contractor Plants And Equipments/Parts	7.391	15.340	111.349	258.340
Others	114.375	194.425	272.257	428.229
Sub Total	11.005.602	26.557.570	6.238.608	16.665.448
<b>VENEZUELA</b>				
514 Nitrogen-Function Compounds	13.500	27.000	58.725	117.450
728 Other Machines And Equipment Specialized For Particular Industry	0	491	0	17.680
841 Men'S Coats/Jackets, Not Knitted	3	3	487	487
Others	0	0	0	0
Sub Total	13.503	27.494	59.212	135.617
<b>ARGENTINA</b>				
081 Feeding Stuff For Animals	56.096.150	107.975.290	20.966.984	39.156.334
679 Tubes, Pipes, Hollow Profile, Pipe Fitting Of Iron/Steel	23.894	635.881	53.354	1.599.249
022 Milk,Cream, And Milk Products Other Than Butter Or Cheese	600.000	800.000	669.600	1.176.352
611 Leathers	58.769	301.065	116.362	745.325
057 Fruit And Nut; Fresh Or Dried	198.780	244.140	371.072	419.771
Others	115.353	672.377	601.123	1.370.996
Sub Total	57.092.946	110.628.753	22.778.495	44.468.027
<b>BRAZIL</b>				
281 Iron Ore And Concentrates	0	144.345.000	0	33.029.640
263 Cotton	7.862.904	18.884.366	11.074.103	26.729.268
672 Ingots And Other Iron/Steel In Primary Forms	40.791.594	40.791.594	18.550.625	18.550.625
081 Feeding Stuff For Animals	14.362.452	14.408.195	5.885.486	5.918.718
071 Coffee And Coffee Substitutes	564.504	963.304	2.002.018	3.942.623
Others	13.053.877	33.137.677	11.242.894	24.398.072
Sub Total	76.635.331	252.530.136	48.755.126	112.568.946
<b>COLOMBIA</b>				
334 Petroleum Products, Refined	54.720	54.720	209.661	209.661
575 Other Plastics In Primary Forms	36.000	90.000	68.120	170.300
513 Carboxylic Acids,And Their Anhydrides,Halides,Peroxides	20.000	119.925	25.000	149.906
121 Tobacco, Unmanufactured And Refused	9.890	19.806	41.957	84.640
524 Other Inorganic Chemicals;Chemical Compound Of Precious Metals	3.466	3.466	62.785	62.785
Others	6.804	190.662	48.718	155.760
Sub Total	130.880	478.579	456.241	833.052
<b>BOLIVIA</b>				
792 Aircraft And Associated Equipments And Parts	0	419	0	817.072
248 Wood,Simply Worked And Railway Sleeper Of Wood	15.559	15.559	23.215	23.215
699 Manufactures Of Base Metals	0	1	0	3.608
694 Nails, Screws, Nuts, Bolts, Rivets Of Iron/Steel Or Copper	0	2	0	2.602
745 Other Non-Electical Machinery, Tools, And Mechanical Apparatus	0	3	0	1.485
Others	0	68	0	1.756
Sub Total	15.559	16.052	23.215	849.738
<b>URUGUAY</b>				
248 Wood,Simply Worked And Railway Sleeper Of Wood	253.201	539.483	237.781	420.412
597 Additive For Mineral Oils	0	17.022	0	36.596
554 Soap,Cleansing And Polishing Preparations	2	2	175	175
Others	0	0	0	0
Sub Total	253.203	556.507	237.956	457.183
<b>PARAGUAY</b>				
551 Essential Oils, Perfumes, And Flavour Materials	720	720	21.600	21.600

I.6 IMPOR KOMODITI MENURUT NEGARA ASAL / *IMPORT BY COUNTRY OF ORIGIN*  
DAN LIMA GOLONGAN BARANG (SITC) UTAMA / *AND FIVE MAJOR SITC COMMODITY GROUP*  
\*\* FEBRUARI / *FEBRUARY 2009* \*\*

Negara Asal/SITC/Uraian Golongan Barang <i>Country of Origin/SITC/group Description</i>	Berat Bersih / <i>Net Weight (Kg)</i>		Nilai CIF / <i>CIF Value (US\$)</i>	
	Bulan ini <i>Current month</i>	Kumulatif <i>Cum. Jan to date</i>	Bulan ini <i>Current month</i>	Kumulatif <i>Cum. Jan to date</i>
121 Tobacco, Unmanufactured And Refused	8.947	8.947	15.657	15.657
635 Wood Manufactures	28.275	28.275	7.232	7.232
Others	0	0	0	0
Sub Total	37.942	37.942	44.489	44.489
<b>ECUADOR</b>				
711 Steam And Other Vapour Generating Boilers And Parts	7.295	7.295	142.806	142.806
036 Crustaceans, Molluscs, And Aquatic Invertebrates	16.732	16.732	76.589	76.589
292 Crude Vegetable Materials	40.000	80.000	38.000	76.000
621 Materials Of Rubber	0	19.440	0	25.347
265 Vegetable Textile Fibres,Raw Or Processed;Waste Of These Fibres	8.128	15.628	3.474	6.797
Others	470	475	11.461	12.096
Sub Total	72.625	139.570	272.330	339.635
<b>PERU</b>				
057 Fruit And Nut; Fresh Or Dried	579.912	706.848	1.118.974	1.366.192
081 Feeding Stuff For Animals	79.500	1.244.050	96.990	1.340.259
523 Metallicsalts And Peroxysalts	0	50.400	0	138.096
248 Wood,Simply Worked And Railway Sleeper Of Wood	0	67.200	0	89.077
741 Heating And Cooling Equipments And Parts	0	7.280	0	43.995
Others	534	29.362	30.210	118.921
Sub Total	659.946	2.105.140	1.246.174	3.096.540
<b>GUYANA</b>				
746 Ball Or Roller Bearings	142	142	5.691	5.691
Others	0	0	0	0
Sub Total	142	142	5.691	5.691
<b>TRINIDAD AND TOBAGO</b>				
874 Measuring, Checking, Analysing, And Controlling Instrument And Apparatus	3	3	2.506	2.506
Others	0	0	0	0
Sub Total	3	3	2.506	2.506
<b>BAHAMAS</b>				
282 Waste And Scrap Metal Of Iron/Steel	0	331.110	0	110.922
248 Wood,Simply Worked And Railway Sleeper Of Wood	0	22.225	0	25.113
Others	0	0	0	0
Sub Total	0	353.335	0	136.035
<b>JAMAICA</b>				
282 Waste And Scrap Metal Of Iron/Steel	342.991	342.991	80.603	80.603
699 Manufactures Of Base Metals	5.365	10.033	17.111	34.963
071 Coffee And Coffee Substitutes	210	210	11.760	11.760
551 Essential Oils, Perfumes, And Flavour Materials	0	40	0	10.080
737 Metalworking Machinery And Parts	0	913	0	9.806
Others	0	0	0	0
Sub Total	348.566	354.187	109.474	147.212
<b>PUERTO RICO</b>				
898 Musical Instrument And Parts/Accessories	592	592	1.106.395	1.106.395
714 Engines And Motors, Non-Electric And Parts	434	434	959.341	959.341
772 Electrical Apparatus For Making And Breaking Electrical Circuits	1.735	1.950	717.352	733.145
541 Medicinal And Pharmaceutical Products	794	850	197.541	265.874
542 Medicaments, Including Veterinary Medicaments	369	369	221.682	221.682
Others	2.917	3.722	153.129	285.116
Sub Total	6.841	7.917	3.355.440	3.571.553

I.6 IMPOR KOMODITI MENURUT NEGARA ASAL / *IMPORT BY COUNTRY OF ORIGIN*  
DAN LIMA GOLONGAN BARANG (SITC) UTAMA / *AND FIVE MAJOR SITC COMMODITY GROUP*  
\*\* FEBRUARI / *FEBRUARY 2009* \*\*

Negara Asal/SITC/Uraian Golongan Barang <i>Country of Origin/SITC/group Description</i>	Berat Bersih / <i>Net Weight (Kg)</i>		Nilai CIF / <i>CIF Value (US\$)</i>	
	Bulan ini <i>Current month</i>	Kumulatif <i>Cum. Jan to date</i>	Bulan ini <i>Current month</i>	Kumulatif <i>Cum. Jan to date</i>
<b>BELIZE</b>				
523 Metallicsalts And Peroxysalts	0	24.000	0	11.040
Others	0	0	0	0
Sub Total	0	24.000	0	11.040
<b>DOMINICAN REPUBLIC</b>				
282 Waste And Scrap Metal Of Iron/Steel	0	272.390	0	117.128
541 Medicinal And Pharmaceutical Products	755	755	62.265	62.265
121 Tobacco, Unmanufactured And Refused	0	5.834	0	30.101
892 Printed Matter	0	3.168	0	24.700
724 Textile/Leather Machinery And Parts	0	2.517	0	19.629
Others	5.199	33.859	15.702	48.503
Sub Total	5.954	318.523	77.967	302.326
<b>EL SALVADOR</b>				
772 Electrical Apparatus For Making And Breaking Electrical Circuits	0	4.383	0	211.626
778 Electrical Machinery And Apparatus	0	2.313	0	111.273
048 Cereal Preparations And Preparations Of Flours/Starchs Of Fruit	0	244	0	12.206
893 Article Of Plastics	0	184	0	8.887
676 Iron/Steel Bars, Rods, Angels, Shaped And Sections	0	165	0	7.897
Others	2	118	81	5.707
Sub Total	2	7.407	81	357.596
<b>COSTA RICA</b>				
223 Oil Seeds Use For Extraction Of Other Fixed Vegetable Oils	3.993	7.845	843.498	1.693.194
759 Parts And Accessories For Machine Of Heading 751 Or 752	139	433	137.695	215.347
611 Leathers	6.671	6.671	105.675	105.675
764 Telecommunication Equipments And Parts	0	43	0	4.466
772 Electrical Apparatus For Making And Breaking Electrical Circuits	616	1.157	1.624	2.869
Others	11	11	946	946
Sub Total	11.430	16.160	1.089.438	2.022.497
<b>HAITI</b>				
551 Essential Oils, Perfumes, And Flavour Materials	9	209	1.159	7.932
Others	0	0	0	0
Sub Total	9	209	1.159	7.932
<b>BARBADOS</b>				
282 Waste And Scrap Metal Of Iron/Steel	18.980	40.980	4.005	8.648
Others	0	0	0	0
Sub Total	18.980	40.980	4.005	8.648
<b>ANGUILLA</b>				
695 Tools For Used In The Hand Or In Machines	0	26	0	92
Others	0	0	0	0
Sub Total	0	26	0	92
<b>BERMUDA</b>				
121 Tobacco, Unmanufactured And Refused	70.000	70.000	528.132	528.132
Others	0	0	0	0
Sub Total	70.000	70.000	528.132	528.132
<b>CAPE VERDE</b>				
037 Fish, Crustaceans, Molluscs, And Other Aquatic Invertebrates; Prepar	0	14.932	0	45.355
785 Motorcycles, Scooters, And Other Cycles Motorized/Non Motorized	0	30	0	77
697 Household Equipment Of Base Metals	0	4	0	11
Others	0	0	0	0

I.6 IMPOR KOMODITI MENURUT NEGARA ASAL / *IMPORT BY COUNTRY OF ORIGIN*  
DAN LIMA GOLONGAN BARANG (SITC) UTAMA / *AND FIVE MAJOR SITC COMMODITY GROUP*  
\*\* FEBRUARI / *FEBRUARY 2009* \*\*

Negara Asal/SITC/Uraian Golongan Barang <i>Country of Origin/SITC/group Description</i>	Berat Bersih / <i>Net Weight (Kg)</i>		Nilai CIF / <i>CIF Value (US\$)</i>	
	Bulan ini <i>Current month</i>	Kumulatif <i>Cum. Jan to date</i>	Bulan ini <i>Current month</i>	Kumulatif <i>Cum. Jan to date</i>
Sub Total	0	14.966	0	45.443
<b>CAYMAN ISLANDS</b>				
776 Thermionic, Cold Cathode, And Photo Cathode Valves/Tubes	9	9	88.850	88.850
651 Textile Yarns	0	462	0	3.672
Others	0	0	0	0
Sub Total	9	471	88.850	92.522
<b>DOMINICA</b>				
771 Electric Power Machinery And Parts	3	3	241	241
Others	0	0	0	0
Sub Total	3	3	241	241
<b>FRENCH GUIANA</b>				
772 Electrical Apparatus For Making And Breaking Electrical Circuits	0	15	0	4.184
Others	0	0	0	0
Sub Total	0	15	0	4.184
<b>GREENLAND</b>				
772 Electrical Apparatus For Making And Breaking Electrical Circuits	875	875	4.409	4.409
Others	0	0	0	0
Sub Total	875	875	4.409	4.409
<b>NETHERLANDS ANTILLES</b>				
748 Transmission Shafts And Cranks	0	9.008	0	187.394
743 Pumps, Compressors, Fans, Blowers, Centrifuges, And Parts	0	4.950	0	25.162
551 Essential Oils, Perfumes, And Flavour Materials	500	500	13.749	13.749
874 Measuring, Checking, Analysing, And Controlling Instrument And Apparatus	101	101	6.091	6.091
641 Papers And Paperboards	0	351	0	3.504
Others	4	716	1.698	8.434
Sub Total	605	15.626	21.538	244.334
<b>SAINT LUCIA</b>				
778 Electrical Machinery And Apparatus	1.421	1.421	8.630	8.630
772 Electrical Apparatus For Making And Breaking Electrical Circuits	0	175	0	1.741
773 Equipment For Distributing Electricity	78	78	722	722
Others	0	0	0	0
Sub Total	1.499	1.674	9.352	11.093
<b>SAN MARINO</b>				
728 Other Machines And Equipment Specialized For Particular Industry	2	2	320	320
Others	0	0	0	0
Sub Total	2	2	320	320
<b>UNITED KINGDOM</b>				
792 Aircraft And Associated Equipments And Parts	65.884	66.313	34.607.965	35.139.265
251 Pulp And Waste Paper	35.512.050	72.059.212	3.293.903	6.588.462
747 Taps, Cocks, And Valves For Pipes	62.208	151.907	1.634.747	6.343.418
723 Civil Engineering And Contractor Plants And Equipments/Parts	55.002	305.496	1.290.719	4.535.091
874 Measuring, Checking, Analysing, And Controlling Instrument And Apparatus	14.994	53.309	1.460.642	3.855.376
Others	3.340.541	9.089.162	25.749.503	55.870.493
Sub Total	39.050.679	81.725.399	68.037.479	112.332.105
<b>NETHERLANDS</b>				
714 Engines And Motors, Non-Electric And Parts	22.880	34.456	435.214	11.805.460
516 Other Organic Chemicals	170.629	3.480.432	288.597	6.171.919

I.6 IMPOR KOMODITI MENURUT NEGARA ASAL / *IMPORT BY COUNTRY OF ORIGIN*  
DAN LIMA GOLONGAN BARANG (SITC) UTAMA / *AND FIVE MAJOR SITC COMMODITY GROUP*  
\*\* FEBRUARI / *FEBRUARY 2009* \*\*

Negara Asal/SITC/Uraian Golongan Barang <i>Country of Origin/SITC/group Description</i>	Berat Bersih / <i>Net Weight (Kg)</i>		Nilai CIF / <i>CIF Value (US\$)</i>	
	Bulan ini <i>Current month</i>	Kumulatif <i>Cum. Jan to date</i>	Bulan ini <i>Current month</i>	Kumulatif <i>Cum. Jan to date</i>
022 Milk, Cream, And Milk Products Other Than Butter Or Cheese	980.496	2.265.791	2.403.611	5.373.065
098 Edible Products And Preparations	279.132	624.320	2.139.916	4.447.605
772 Electrical Apparatus For Making And Breaking Electrical Circuits	6.914	97.510	294.290	3.275.821
Others	10.767.928	36.923.051	25.846.271	53.804.812
Sub Total	12.227.979	43.425.560	31.407.899	84.878.682
<b>FRANCE</b>				
792 Aircraft And Associated Equipments And Parts	89.330	97.708	56.463.041	64.515.125
772 Electrical Apparatus For Making And Breaking Electrical Circuits	258.783	381.601	6.160.624	9.652.351
723 Civil Engineering And Contractor Plants And Equipments/Parts	239.304	584.254	2.883.457	7.049.535
747 Taps, Cocks, And Valves For Pipes	31.613	99.631	2.281.880	5.616.495
551 Essential Oils, Perfumes, And Flavour Materials	22.956	159.043	803.965	4.325.992
Others	11.319.112	21.905.043	35.000.953	73.262.549
Sub Total	11.961.098	23.227.280	103.593.920	164.422.047
<b>GERMANY, FED. REP. OF</b>				
728 Other Machines And Equipment Specialized For Particular Industry	677.293	1.435.719	40.993.415	56.336.554
714 Engines And Motors, Non-Electric And Parts	236.055	236.166	46.310.103	46.319.748
764 Telecommunication Equipments And Parts	83.805	132.421	10.259.705	19.709.956
752 Automatic Data Processing Machines And Their Units	9.025	12.803	5.872.025	10.321.742
782 Motor Vehicle For The Transportation Of Goods	570.326	740.037	6.313.929	8.143.130
Others	23.771.754	63.192.083	100.601.887	221.330.919
Sub Total	25.348.258	65.749.229	210.351.064	362.162.049
<b>AUSTRIA</b>				
776 Thermionic, Cold Cathode, And Photo Cathode Valves/Tubes	12.336	26.836	7.026.330	12.279.736
716 Rotating Electric Plants And Parts	340.148	400.960	9.959.389	11.392.072
725 Papermill/Pulpmill Machinery And Paper Cutting Machines	140	61.007	6.000	4.263.059
641 Papers And Paperboards	229.756	1.881.344	1.405.034	3.963.234
642 Paper And Paperboard Cut To Size/Shape And Article Of Papers	110.079	416.144	666.556	2.160.776
Others	1.644.946	3.471.141	6.928.162	16.768.231
Sub Total	2.337.405	6.257.432	25.991.471	50.827.108
<b>BELGIUM</b>				
515 Organo-Inorganic And Heterocyclic Compounds	850.001	2.093.839	3.985.939	10.318.761
714 Engines And Motors, Non-Electric And Parts	306.669	622.099	5.353.678	10.212.291
691 Structures And Parts Of Iron/Steel Or Aluminium	1.250.366	1.250.401	7.432.200	7.432.247
728 Other Machines And Equipment Specialized For Particular Industry	161.558	174.805	4.096.023	5.394.146
792 Aircraft And Associated Equipments And Parts	10	150.013	22.569	5.023.269
Others	15.428.281	24.884.152	16.341.414	32.915.111
Sub Total	17.996.885	29.175.309	37.231.823	71.295.825
<b>SWITZERLAND</b>				
764 Telecommunication Equipments And Parts	827	115.505	78.465	17.231.249
533 Pigments, Paints, Varnishes, And Related Materials	92.146	241.013	3.900.284	6.462.564
716 Rotating Electric Plants And Parts	35	113.908	4.537	4.548.486
771 Electric Power Machinery And Parts	1.665	53.305	242.467	3.716.379
542 Medicaments, Including Veterinary Medicaments	3.259	7.652	2.862.325	3.691.025
Others	1.448.551	4.378.122	18.574.730	35.460.672
Sub Total	1.546.483	4.909.505	25.662.808	71.110.375
<b>LUXEMBOURG</b>				
749 Non-Electric Parts And Accessories Of Machineries	18.285	35.952	78.603	131.273
893 Article Of Plastics	0	5.126	0	102.876
621 Materials Of Rubber	0	13.121	0	38.953
747 Taps, Cocks, And Valves For Pipes	0	50	0	21.039
657 Special Yarns, Textile Fabrics	0	3.142	0	12.577
Others	13.624	13.659	14.897	15.776

I.6 IMPOR KOMODITI MENURUT NEGARA ASAL / IMPORT BY COUNTRY OF ORIGIN  
DAN LIMA GOLONGAN BARANG (SITC) UTAMA / AND FIVE MAJOR SITC COMMODITY GROUP  
\*\* FEBRUARI / FEBRUARY 2009 \*\*

Negara Asal/SITC/Uraian Golongan Barang <i>Country of Origin/SITC/group Description</i>	Berat Bersih / <i>Net Weight (Kg)</i>		Nilai CIF / <i>CIF Value (US\$)</i>	
	Bulan ini <i>Current month</i>	Kumulatif <i>Cum. Jan to date</i>	Bulan ini <i>Current month</i>	Kumulatif <i>Cum. Jan to date</i>
Sub Total	31.909	71.050	93.500	322.494
<b>MONACO</b>				
542 Medicaments, Including Veterinary Medicaments	0	85	0	53.608
553 Perfumery, Cosmetics, And Toilet Preparations	181	181	12.489	12.489
575 Other Plastics In Primary Forms	82	290	1.770	5.310
551 Essential Oils, Perfumes, And Flavour Materials	178	187	3.850	4.009
541 Medicinal And Pharmaceutical Products	59	134	1.281	2.562
Others	0	0	0	0
Sub Total	500	877	19.390	77.978
<b>DENMARK</b>				
098 Edible Products And Preparations	142.204	403.139	1.555.488	4.207.409
741 Heating And Cooling Equipments And Parts	47.095	62.239	2.738.530	3.367.260
121 Tobacco, Unmanufactured And Refused	25.808	41.812	1.755.382	2.454.921
598 Miscellaneous Chemical Products	183	151.718	18.329	2.117.458
542 Medicaments, Including Veterinary Medicaments	8.301	8.678	1.465.373	1.593.826
Others	517.787	1.358.548	2.999.106	7.512.487
Sub Total	741.378	2.026.134	10.532.208	21.253.361
<b>NORWAY</b>				
744 Mechanical Handling Equipments And Parts	215.290	215.325	3.472.260	3.472.935
511 Hydrocarbon And Their Halogenated, Nitrated Derivatives	6.638.315	6.638.315	3.319.158	3.319.158
874 Measuring, Checking, Analysing, And Controlling Instrument And Apparatus	1.295	5.261	393.767	2.401.286
598 Miscellaneous Chemical Products	1.348.443	1.822.846	1.083.178	1.735.911
737 Metalworking Machinery And Parts	8.500	8.500	1.071.124	1.071.124
Others	1.262.358	3.327.668	2.804.537	5.567.014
Sub Total	9.474.201	12.017.915	12.144.024	17.567.428
<b>SWEDEN</b>				
764 Telecommunication Equipments And Parts	60.157	224.063	15.958.177	49.645.751
771 Electric Power Machinery And Parts	20.135	71.425	3.644.621	10.202.536
251 Pulp And Waste Paper	5.735.160	10.215.910	2.652.528	5.911.598
782 Motor Vehicle For The Transportation Of Goods	431.460	462.740	4.718.647	5.047.861
725 Papermill/Pulpmill Machinery And Paper Cutting Machines	323	278.369	58.042	4.860.375
Others	2.454.165	8.451.257	10.717.202	27.263.193
Sub Total	8.701.400	19.703.764	37.749.217	102.931.314
<b>FINLAND</b>				
716 Rotating Electric Plants And Parts	976.746	1.315.245	31.662.787	41.922.404
764 Telecommunication Equipments And Parts	33.143	83.067	2.975.492	5.614.208
641 Papers And Paperboards	887.837	2.418.650	1.004.261	2.452.025
713 Internal Combustion Piston Engines And Parts	8.097	97.591	205.866	2.448.230
748 Transmission Shafts And Cranks	77.979	78.640	1.997.487	2.016.987
Others	580.583	2.051.150	4.377.471	8.955.291
Sub Total	2.564.385	6.044.343	42.223.364	63.409.145
<b>IRELAND</b>				
792 Aircraft And Associated Equipments And Parts	0	48.003	0	16.584.348
551 Essential Oils, Perfumes, And Flavour Materials	94.291	223.827	538.379	1.915.345
515 Organo-Inorganic And Heterocyclic Compounds	63	120	682.992	1.074.910
098 Edible Products And Preparations	27.948	54.399	429.814	902.962
022 Milk, Cream, And Milk Products Other Than Butter Or Cheese	170.000	295.409	244.700	694.656
Others	291.213	1.467.933	700.479	1.783.796
Sub Total	583.515	2.089.691	2.596.364	22.956.017
<b>ITALY</b>				
745 Other Non-Electrical Machinery, Tools, And Mechanical Apparatus	99.592	224.137	10.146.387	22.576.949
747 Taps, Cocks, And Valves For Pipes	222.730	328.691	6.892.609	9.023.808

I.6 IMPOR KOMODITI MENURUT NEGARA ASAL / *IMPORT BY COUNTRY OF ORIGIN*  
DAN LIMA GOLONGAN BARANG (SITC) UTAMA / *AND FIVE MAJOR SITC COMMODITY GROUP*  
\*\* FEBRUARI / *FEBRUARY 2009* \*\*

Negara Asal/SITC/Uraian Golongan Barang <i>Country of Origin/SITC/group Description</i>	Berat Bersih / <i>Net Weight (Kg)</i>		Nilai CIF / <i>CIF Value (US\$)</i>	
	Bulan ini <i>Current month</i>	Kumulatif <i>Cum. Jan to date</i>	Bulan ini <i>Current month</i>	Kumulatif <i>Cum. Jan to date</i>
764 Telecommunication Equipments And Parts	25.460	64.623	2.086.874	8.886.562
728 Other Machines And Equipment Specialized For Particular Industry	131.806	283.305	2.966.788	6.058.438
741 Heating And Cooling Equipments And Parts	145.738	188.026	5.328.483	5.935.131
Others	15.260.483	29.276.294	31.806.000	70.389.956
Sub Total	15.885.809	30.365.076	59.227.141	122.870.844
<b>SPAIN</b>				
699 Manufactures Of Base Metals	176.857	177.225	2.054.645	2.059.896
684 Alumunium	362.029	1.196.340	531.685	1.944.206
711 Steam And Other Vapour Generating Boilers And Parts	558.366	563.087	1.795.527	1.850.706
533 Pigments, Paints, Varnishes, And Related Materials	626.792	1.456.655	659.316	1.784.936
716 Rotating Electric Plants And Parts	22.118	62.976	528.571	1.723.335
Others	1.928.757	3.380.297	8.414.562	18.613.386
Sub Total	3.674.919	6.836.580	13.984.306	27.976.465
<b>PORTUGAL</b>				
845 Articles Of Apparel	5.614	9.056	225.092	374.413
898 Musical Instrument And Parts/Accessories	1.138	1.138	297.000	297.000
778 Electrical Machinery And Apparatus	18	24.022	218	139.868
844 Women'S Coats/Jackets, Knitted	1.990	2.945	77.241	119.463
841 Men'S Coats/Jackets, Not Knitted	1.293	2.119	62.195	107.262
Others	38.673	100.717	247.303	606.115
Sub Total	48.726	139.997	909.049	1.644.121
<b>ICELAND</b>				
411 Animal Oils And Fats	288	4.088	2.016	15.546
751 Office Machines	0	52	0	8.132
542 Medicaments, Including Veterinary Medicaments	0	107	0	8.015
653 Fabrics, Woven, Of Man-Made Fibres	593	593	1.015	1.015
629 Articles Of Rubbers	0	2	0	71
Others	0	0	0	0
Sub Total	881	4.842	3.031	32.779
<b>GREECE</b>				
263 Cotton	805.960	1.005.957	998.910	1.304.463
121 Tobacco, Unmanufactured And Refused	13.540	64.559	148.507	643.138
251 Pulp And Waste Paper	1.114.170	1.114.170	117.031	117.031
278 Other Crude Minerals	176.000	176.000	86.069	86.069
675 Flat Rolled Products And Alloy Steels	20.480	20.480	52.572	52.572
Others	28.809	163.251	99.547	194.862
Sub Total	2.158.959	2.544.417	1.502.636	2.398.135
<b>ANDORRA</b>				
741 Heating And Cooling Equipments And Parts	0	16.877	0	33.544
652 Cotton Fabrics, Woven	0	2.794	0	26.444
743 Pumps, Compressors, Fans, Blowers, Centrifuges, And Parts	0	419	0	832
775 Household Type, Electrical/Non-Electrical Equipments	0	203	0	404
874 Measuring, Checking, Analysing, And Controlling Instrument And Appr	0	171	0	339
Others	4	334	261	914
Sub Total	4	20.798	261	62.477
<b>LIECHTENSTEIN</b>				
522 Inorganic Chemical Elements, Oxides And Halogen Salts	10	10	3.592	3.592
Others	0	0	0	0
Sub Total	10	10	3.592	3.592
<b>HUNGARY</b>				
714 Engines And Motors, Non-Electric And Parts	0	1.243	0	1.110.546



I.6 IMPOR KOMODITI MENURUT NEGARA ASAL / *IMPORT BY COUNTRY OF ORIGIN*  
DAN LIMA GOLONGAN BARANG (SITC) UTAMA / *AND FIVE MAJOR SITC COMMODITY GROUP*  
\*\* FEBRUARI / *FEBRUARY 2009* \*\*

Negara Asal/SITC/Uraian Golongan Barang <i>Country of Origin/SITC/group Description</i>	Berat Bersih / <i>Net Weight (Kg)</i>		Nilai CIF / <i>CIF Value (US\$)</i>	
	Bulan ini <i>Current month</i>	Kumulatif <i>Cum. Jan to date</i>	Bulan ini <i>Current month</i>	Kumulatif <i>Cum. Jan to date</i>
764 Telecommunication Equipments And Parts	976	2.446	518.784	643.943
541 Medicinal And Pharmaceutical Products	670	685	251.498	314.108
778 Electrical Machinery And Apparatus	17.086	18.523	180.015	209.570
716 Rotating Electric Plants And Parts	13.968	17.507	171.420	205.772
Others	52.724	108.841	483.084	986.159
Sub Total	85.424	149.245	1.604.801	3.470.098
<b>POLAND</b>				
061 Sugar, Molasses, And Honey	12.000.000	12.000.000	3.900.000	3.900.000
598 Miscellaneous Chemical Products	464	531.812	1.340	1.271.420
874 Measuring, Checking, Analysing, And Controlling Instrument And Apparatus	270	388	307.724	317.703
764 Telecommunication Equipments And Parts	0	1.277	0	289.779
553 Perfumery, Cosmetics, And Toilet Preparations	22.761	22.761	247.855	247.855
Others	116.853	433.964	540.857	1.404.249
Sub Total	12.140.348	12.990.202	4.997.776	7.431.006
<b>ROMANIA</b>				
728 Other Machines And Equipment Specialized For Particular Industry	0	40.868	0	755.356
653 Fabrics, Woven, Of Man-Made Fibres	10.569	43.288	59.091	614.045
747 Taps, Cocks, And Valves For Pipes	16.004	53.195	138.514	461.908
655 Knitted Or Crocheted Fabrics	0	18.141	0	123.656
211 Hides And Skins, Raw	0	23.000	0	74.750
Others	95.725	204.697	248.433	542.445
Sub Total	122.298	383.189	446.038	2.572.160
<b>BULGARIA</b>				
075 Spices	1.054.780	1.827.510	321.824	588.177
682 Copper	0	15.255	0	132.801
663 Mineral Manufactures	2.059	2.493	106.326	125.355
652 Cotton Fabrics, Woven	2.727	2.727	88.159	88.159
744 Mechanical Handling Equipments And Parts	0	9.120	0	55.753
Others	25.255	54.580	128.064	234.613
Sub Total	1.084.821	1.911.685	644.373	1.224.858
<b>YUGOSLAVIA</b>				
679 Tubes, Pipes, Hollow Profile, Pipe Fitting Of Iron/Steel	35	48	591	879
748 Transmission Shafts And Cranks	0	131	0	362
746 Ball Or Roller Bearings	28	41	66	104
Others	0	0	0	0
Sub Total	63	220	657	1.345
<b>ALBANIA</b>				
121 Tobacco, Unmanufactured And Refused	127.061	127.061	757.753	757.753
842 Women'S Coats/Jacket, Not Knitted	0	38	0	2.668
098 Edible Products And Preparations	0	78	0	1.370
851 Footwears	13	13	402	402
Others	0	0	0	0
Sub Total	127.074	127.190	758.155	762.193
<b>ARMENIA</b>				
629 Articles Of Rubbers	0	3	0	200
851 Footwears	0	4	0	12
Others	0	0	0	0
Sub Total	0	7	0	212
<b>AZERBAIJAN</b>				
333 Petroleum Oil, Crude	0	102.022.632	0	36.254.176
Others	0	0	0	0

I.6 IMPOR KOMODITI MENURUT NEGARA ASAL / IMPORT BY COUNTRY OF ORIGIN  
DAN LIMA GOLONGAN BARANG (SITC) UTAMA / AND FIVE MAJOR SITC COMMODITY GROUP  
\*\* FEBRUARI / FEBRUARY 2009 \*\*

Negara Asal/SITC/Uraian Golongan Barang <i>Country of Origin/SITC/group Description</i>	Berat Bersih / <i>Net Weight (Kg)</i>		Nilai CIF / <i>CIF Value (US\$)</i>	
	Bulan ini <i>Current month</i>	Kumulatif <i>Cum. Jan to date</i>	Bulan ini <i>Current month</i>	Kumulatif <i>Cum. Jan to date</i>
Sub Total	0	102.022.632	0	36.254.176
<b>BELARUS</b>				
562 Fertilizers, Manufactured	0	4.509.000	0	3.929.149
625 Rubber Tyre, Tyre Cases, Tyre Treads, Inner Tubes, And Tyre Flaps	240.695	379.284	1.429.464	2.336.086
676 Iron/Steel Bars, Rods, Angels, Shaped And Sections	0	2.105	0	3.222
695 Tools For Used In The Hand Or In Machines	61	61	1.427	1.427
778 Electrical Machinery And Apparatus	0	1	0	22
Others	0	0	0	0
Sub Total	240.756	4.890.451	1.430.891	6.269.906
<b>KAZAKHSTAN</b>				
673 Flat Rolled Products, Not Clad	0	5.209.460	0	6.017.169
685 Lead	69.743	533.609	87.146	738.326
263 Cotton	26.080	78.973	28.604	86.616
746 Ball Or Roller Bearings	3	3	241	241
Others	0	0	0	0
Sub Total	95.826	5.822.045	115.991	6.842.352
<b>KYRGYZSTAN</b>				
598 Miscellaneous Chemical Products	895	895	15.390	15.390
611 Leathers	0	336	0	3.908
592 Starches, Inulin, And Wheat Glutenal Buminoidal Substances; Glues	0	75	0	2.117
574 Poliacetals And Polycarbons In Primary Forms	15	15	544	544
694 Nails, Screws, Nuts, Bolts, Rivets Of Iron/Steel Or Copper	0	380	0	489
Others	0	0	0	0
Sub Total	910	1.701	15.934	22.448
<b>MOLDOVA, REPUBLIC OF</b>				
842 Women'S Coats/Jacket, Not Knitted	7	10	161	265
Others	0	0	0	0
Sub Total	7	10	161	265
<b>UKRAINE</b>				
672 Ingots And Other Iron/Steel In Primary Forms	49.033.373	49.117.870	21.802.574	21.888.502
673 Flat Rolled Products, Not Clad	6.836.451	7.303.738	4.428.643	4.882.314
061 Sugar, Molasses, And Honey	5.500.000	10.750.000	1.424.500	2.894.499
675 Flat Rolled Products And Alloy Steels	2.853.311	3.233.600	1.804.756	2.117.844
041 Wheat And Meslin, Unmilled	653.940	5.025.140	120.979	987.314
Others	402.708	848.241	403.862	1.251.647
Sub Total	65.279.783	76.278.589	29.985.314	34.022.120
<b>LITHUANIA</b>				
625 Rubber Tyre, Tyre Cases, Tyre Treads, Inner Tubes, And Tyre Flaps	12.580	46.508	66.888	358.332
899 Other Miscellaneous Manufactured Articles	0	513	0	21.733
841 Men'S Coats/Jackets, Not Knitted	58	156	2.560	7.103
844 Women'S Coats/Jackets, Knitted	90	90	4.565	4.565
081 Feeding Stuff For Animals	8.100	8.100	2.695	2.695
Others	92	92	1.997	1.997
Sub Total	20.920	55.459	78.705	396.425
<b>LATVIA</b>				
282 Waste And Scrap Metal Of Iron/Steel	0	972.075	0	223.577
658 Made-Up Articles, Wholly/Chiefly Of Textile Materials	141	456	2.508	7.219
821 Furnitures And Parts	246	316	2.464	3.635
894 Baby Carriages, Toys, Games, And Sporting Goods	0	38	0	638
844 Women'S Coats/Jackets, Knitted	0	8	0	142
Others	0	0	0	0

I.6 IMPOR KOMODITI MENURUT NEGARA ASAL / *IMPORT BY COUNTRY OF ORIGIN*  
 DAN LIMA GOLONGAN BARANG (SITC) UTAMA / *AND FIVE MAJOR SITC COMMODITY GROUP*  
 \*\* FEBRUARI / *FEBRUARY 2009* \*\*

Negara Asal/SITC/Uraian Golongan Barang <i>Country of Origin/SITC/group Description</i>	Berat Bersih / <i>Net Weight (Kg)</i>		Nilai CIF / <i>CIF Value (US\$)</i>	
	Bulan ini <i>Current month</i>	Kumulatif <i>Cum. Jan to date</i>	Bulan ini <i>Current month</i>	Kumulatif <i>Cum. Jan to date</i>
Sub Total	387	972.893	4.972	235.211
<b>ESTONIA</b>				
764 Telecommunication Equipments And Parts	319	7.783	39.384	578.667
282 Waste And Scrap Metal Of Iron/Steel	0	630.520	0	158.941
081 Feeding Stuff For Animals	500	500	8.875	8.875
735 Parts Of Machine Tools	25	273	1.154	6.981
743 Pumps, Compressors, Fans, Blowers, Centrifuges, And Parts	30	43	2.317	2.556
Others	168	380	5.524	13.313
Sub Total	1.042	639.499	57.254	769.333
<b>GEORGIA</b>				
842 Women'S Coats/Jacket, Not Knitted	341	451	14.358	18.189
874 Measuring, Checking, Analysing, And Controlling Instrument And Apparatus	8	12	73	111
Others	0	0	0	0
Sub Total	349	463	14.431	18.300
<b>CROATIA</b>				
121 Tobacco, Unmanufactured And Refused	79.200	99.000	292.248	366.102
727 Food Processing Machines And Parts	0	12.160	0	268.302
737 Metalworking Machinery And Parts	646	5.011	4.909	42.561
661 Lime,Cement And Fabricated Construction Materials	0	63.000	0	29.969
541 Medicinal And Pharmaceutical Products	0	440	0	19.800
Others	21	23.659	257	30.588
Sub Total	79.867	203.270	297.414	757.322
<b>BOSNIA AND HERZEGOVINA</b>				
845 Articles Of Apparel	1	1	381	381
851 Footwears	25	25	177	177
842 Women'S Coats/Jacket, Not Knitted	3	3	78	78
844 Women'S Coats/Jackets, Knitted	0	2	0	55
892 Printed Matter	0	1	0	2
Others	0	0	0	0
Sub Total	29	32	636	693
<b>MALTA</b>				
741 Heating And Cooling Equipments And Parts	2.776	2.846	66.476	70.631
831 Travel Goods	0	701	0	7.947
752 Automatic Data Processing Machines And Their Units	0	14	0	2.390
629 Articles Of Rubbers	35	55	252	396
772 Electrical Apparatus For Making And Breaking Electrical Circuits	7	8	192	208
Others	36	36	178	178
Sub Total	2.854	3.660	67.098	81.750
<b>SLOVAKIA</b>				
764 Telecommunication Equipments And Parts	1.006	4.068	346.412	774.178
611 Leathers	2.079	2.079	222.049	222.049
759 Parts And Accessories For Machine Of Heading 751 Or 752	435	435	113.509	113.509
514 Nitrogen-Function Compounds	17.501	35.002	40.250	80.500
775 Household Type, Electrical/Non-Electrical Equipments	0	17.861	0	57.606
Others	4.231	82.161	78.665	298.334
Sub Total	25.252	141.606	800.885	1.546.176
<b>SLOVENIA</b>				
723 Civil Engineering And Contractor Plants And Equipments/Parts	0	22.700	0	276.011
699 Manufactures Of Base Metals	209	25.000	1.316	245.812
516 Other Organic Chemicals	375	1.045	58.500	161.940
772 Electrical Apparatus For Making And Breaking Electrical Circuits	2.424	2.599	64.748	149.248

I.6 IMPOR KOMODITI MENURUT NEGARA ASAL / *IMPORT BY COUNTRY OF ORIGIN*  
 DAN LIMA GOLONGAN BARANG (SITC) UTAMA / *AND FIVE MAJOR SITC COMMODITY GROUP*  
 \*\* FEBRUARI / *FEBRUARY 2009* \*\*

Negara Asal/SITC/Uraian Golongan Barang <i>Country of Origin/SITC/group Description</i>	Berat Bersih / <i>Net Weight (Kg)</i>		Nilai CIF / <i>CIF Value (US\$)</i>	
	Bulan ini <i>Current month</i>	Kumulatif <i>Cum. Jan to date</i>	Bulan ini <i>Current month</i>	Kumulatif <i>Cum. Jan to date</i>
541 Medicinal And Pharmaceutical Products	1.200	1.200	144.000	144.000
Others	46.686	72.078	189.778	267.680
Sub Total	50.894	124.622	458.342	1.244.691
<b>CZECH REPUBLIC</b>				
764 Telecommunication Equipments And Parts	12.252	66.481	386.186	1.510.016
772 Electrical Apparatus For Making And Breaking Electrical Circuits	12.527	21.899	575.248	1.177.889
718 Other Power Generating Machines And Parts	23.055	23.074	906.040	906.518
641 Papers And Paperboards	74.481	734.873	75.488	775.928
514 Nitrogen-Function Compounds	1	336.001	43	766.403
Others	490.430	1.151.194	1.635.964	3.085.947
Sub Total	612.746	2.333.522	3.578.969	8.222.701
<b>SOUTH GEORGIA AND THE SOUTH SA</b>				
575 Other Plastics In Primary Forms	0	27	0	911
Others	0	0	0	0
Sub Total	0	27	0	911
<b>REP. OF MACEDONIA</b>				
791 Railway Vehicles And Associated Equipments	0	375	0	26.314
842 Women'S Coats/Jacket, Not Knitted	886	886	5.734	5.734
Others	0	0	0	0
Sub Total	886	1.261	5.734	32.048
<b>RUSSIA FEDERATION</b>				
251 Pulp And Waste Paper	1.832.544	6.184.836	1.603.227	5.382.537
334 Petroleum Products, Refined	0	10.576.203	0	4.802.830
641 Papers And Paperboards	2.622.905	4.719.320	2.349.035	4.368.394
675 Flat Rolled Products And Alloy Steels	500.124	916.098	2.258.647	3.950.009
682 Copper	0	502.335	0	1.734.926
Others	7.607.450	14.164.425	3.896.263	7.360.274
Sub Total	12.563.023	37.063.217	10.107.172	27.598.970

**I.7 IMPOR KOMODITI TERTENTU MENURUT NEGARA ASAL UTAMA**  
**CERTAIN COMMODITIES IMPORT BY MAIN COUNTRY OF ORIGIN**  
**\*\* MARET / MARCH 2009 \*\***

Komoditi Commodity	Negara Asal Country Of Origin	Berat Bersih / Net Weight (Kg)		Nilai CIF / CIF Value (US\$)	
		Bulan ini Current month	Kumulatif Cum. Jan to date	Bulan ini Current month	Kumulatif Cum. Jan to date
<b>Beras</b>					
	THAILAND	28.475.600	58.306.097	11.003.856	22.500.793
	VIET NAM	6.000.000	18.684.150	2.229.775	7.021.021
	CHINA	722.612	722.667	1.623.772	1.624.239
	INDIA	0	220.969	0	428.226
	UNITED STATES	96.319	182.982	143.146	296.004
	OTHERS	0	7.752	0	16.732
	Sub Total	35.294.531	78.124.617	15.000.549	31.887.015
<b>Jagung</b>					
	BRAZIL	0	20.775.000	0	3.705.509
	THAILAND	234.945	8.286.940	421.027	2.281.353
	MYANMAR (FORM. BURMA)	0	1.502.227	0	265.999
	UNITED STATES	251.287	461.753	96.286	255.491
	INDIA	510.420	510.420	140.843	140.843
	OTHERS	111.168	180.387	66.291	121.764
	Sub Total	1.107.820	31.716.727	724.447	6.770.959
<b>Kedelai</b>					
	UNITED STATES	164.014.239	352.075.429	70.388.624	156.764.808
	MALAYSIA	3.070.142	7.126.810	1.940.359	4.468.596
	CANADA	20.400	269.340	14.892	185.377
	SINGAPORE	0	27.795	0	27.108
	CHINA	2.174	2.174	21.177	21.177
	OTHERS	0	1	0	129
	Sub Total	167.106.955	359.501.549	72.365.052	161.467.195
<b>Biji Gandum dan Meslin</b>					
	AUSTRALIA	121.888.469	431.267.604	31.357.063	137.769.879
	CANADA	3.000.000	186.000.000	1.373.790	83.411.737
	UNITED STATES	0	28.624.048	0	12.076.123
	BULGARIA	22.900.000	22.900.000	5.106.700	5.106.700
	RUSSIA FEDERATION	0	4.654.170	0	1.630.252
	OTHERS	1.189.820	6.336.375	232.920	1.612.984
	Sub Total	148.978.289	679.782.197	38.070.473	241.607.675
<b>Tepung terigu</b>					
	TURKEY	30.929.710	46.090.035	9.222.497	14.494.128
	SRI LANKA	10.650.000	14.415.000	6.032.007	8.185.912
	AUSTRALIA	4.183.701	15.332.601	1.557.710	5.788.797
	BELGIUM	3.430.000	4.900.000	1.292.865	1.994.447
	JAPAN	210.000	210.000	78.750	78.750
	OTHERS	89.583	113.988	19.124	45.374
	Sub Total	49.492.994	81.061.624	18.202.953	30.587.408
<b>Gula Pasir</b>					
	THAILAND	1.025.000	4.425.000	407.050	1.706.950
	MALAYSIA	2.045.000	3.635.000	852.735	1.499.300
	SINGAPORE	734.868	1.244.218	486.285	796.664
	AUSTRALIA	0	660.000	0	400.570
	OTHERS	0	0	0	0
	Sub Total	3.804.868	9.964.218	1.746.070	4.403.484
<b>Gula Tebu</b>					
	THAILAND	25.400.000	137.704.605	7.438.086	43.269.889
	AUSTRALIA	2.500.000	2.500.000	885.820	885.820
	CHINA	0	304	0	74
	OTHERS	0	0	0	0

**I.7 IMPOR KOMODITI TERTENTU MENURUT NEGARA ASAL UTAMA  
CERTAIN COMMODITIES IMPORT BY MAIN COUNTRY OF ORIGIN  
\*\* MARET / MARCH 2009 \*\***

Komoditi Commodity	Negara Asal Country Of Origin	Berat Bersih / Net Weight (Kg)		Nilai CIF / CIF Value (US\$)	
		Bulan ini Current month	Kumulatif Cum. Jan to date	Bulan ini Current month	Kumulatif Cum. Jan to date
	Sub Total	27.900.000	140.204.909	8.323.906	44.155.783
<b>Daging Lembu dan Sejenisnya</b>					
	AUSTRALIA	6.764.281	15.330.369	16.378.566	36.311.275
	NEW ZEALAND	3.734.635	7.745.341	8.945.234	17.327.680
	CANADA	194.693	415.032	339.516	699.358
	UNITED STATES	47.084	263.573	36.726	208.683
	SINGAPORE	3.594	3.594	4.941	4.941
	OTHERS	0	0	0	0
	Sub Total	10.744.287	23.757.909	25.704.983	54.551.937
<b>Daging Ayam</b>					
	UNITED STATES	395.154	888.852	550.002	1.267.325
	SINGAPORE	0	110.440	0	147.609
	MALAYSIA	7.224	7.224	13.365	13.365
	OTHERS	0	0	0	0
	Sub Total	402.378	1.006.516	563.367	1.428.299
<b>Garam</b>					
	AUSTRALIA	70.326.000	268.079.000	4.193.552	14.562.411
	INDIA	59.200.000	59.200.000	2.638.760	2.638.760
	CHINA	12.891.000	12.891.000	679.640	679.640
	NEW ZEALAND	10.000	154.000	4.450	47.770
	NETHERLANDS	12	98.211	1.331	25.378
	OTHERS	66.265	66.811	14.794	18.472
	Sub Total	142.493.277	340.489.022	7.532.527	17.972.431
<b>Mentega</b>					
	NEW ZEALAND	625.880	1.674.303	1.997.770	6.052.521
	AUSTRALIA	234.100	260.168	599.816	666.649
	FRANCE	36.081	70.664	215.722	432.522
	UNITED STATES	50.000	99.525	159.750	319.718
	BELGIUM	0	59.332	0	153.375
	OTHERS	34.914	126.110	32.368	180.593
	Sub Total	980.975	2.290.102	3.005.426	7.805.378
<b>Minyak Goreng</b>					
	CHINA	8.501.220	8.501.220	4.548.327	4.548.327
	MALAYSIA	1.494.518	2.778.435	1.444.174	2.756.823
	SINGAPORE	107.765	552.954	164.272	745.515
	THAILAND	0	501.100	0	541.100
	UNITED ARAB EMIRATES	60.120	119.940	60.120	119.940
	OTHERS	57.482	144.575	82.782	204.003
	Sub Total	10.221.105	12.598.224	6.299.675	8.915.708
<b>Susu</b>					
	NEW ZEALAND	6.267.632	16.856.955	18.158.150	46.194.678
	UNITED STATES	3.354.439	7.099.149	7.738.430	18.246.969
	AUSTRALIA	3.820.281	7.134.879	7.822.870	17.026.753
	SINGAPORE	472.546	2.118.569	2.754.621	9.377.322
	PHILIPPINES	582.063	1.363.547	2.977.663	6.902.903
	OTHERS	1.727.812	6.163.525	3.846.408	14.182.194
	Sub Total	16.224.773	40.736.624	43.298.142	111.930.819
<b>Bawang Merah</b>					
	THAILAND	13.141.666	16.195.207	5.438.445	6.710.621
	VIET NAM	9.346.549	11.556.549	4.028.747	4.972.184
	MALAYSIA	330.194	3.104.704	176.314	1.551.690
	MYANMAR (FORM. BURMA)	1.543.000	2.670.000	627.235	1.089.800

**I.7 IMPOR KOMODITI TERTENTU MENURUT NEGARA ASAL UTAMA  
CERTAIN COMMODITIES IMPORT BY MAIN COUNTRY OF ORIGIN  
\*\* MARET / MARCH 2009 \*\***

Komoditi Commodity	Negara Asal Country Of Origin	Berat Bersih / Net Weight (Kg)		Nilai CIF / CIF Value (US\$)	
		Bulan ini Current month	Kumulatif Cum. Jan to date	Bulan ini Current month	Kumulatif Cum. Jan to date
	PHILIPPINES	1.478.500	2.192.710	598.528	888.559
	OTHERS	756.906	2.010.906	308.992	691.435
	Sub Total	26.596.815	37.730.076	11.178.261	15.904.289
<b>Bawang putih</b>					
	CHINA	39.900.256	114.685.259	14.387.759	40.730.865
	MALAYSIA	61.319	200.909	28.716	101.109
	NETHERLANDS	0	28.600	0	11.154
	THAILAND	25.000	25.000	9.625	9.625
	SINGAPORE	558	2.556	1.642	3.950
	OTHERS	1.688	3.676	797	1.970
	Sub Total	39.988.821	114.946.000	14.428.539	40.858.673
<b>Kelapa</b>					
	THAILAND	146.880	776.856	74.242	349.324
	SINGAPORE	78.798	142.558	239.291	344.415
	VIET NAM	15.876	47.628	79.800	228.200
	PHILIPPINES	24.267	55.563	33.765	82.215
	INDONESIA	0	12.500	0	13.819
	OTHERS	3	74	144	724
	Sub Total	265.824	1.035.179	427.242	1.018.697
<b>Kelapa Sawit</b>					
	UNITED STATES	0	1.785	0	386.925
	THAILAND	900	900	130.650	130.650
	OTHERS	0	0	0	0
	Sub Total	900	2.685	130.650	517.575
<b>Lada</b>					
	VIET NAM	65.500	65.579	88.685	90.068
	INDIA	528	5.949	13.160	27.733
	CHINA	1.793	33.793	860	10.940
	MALAYSIA	5.443	18.727	1.862	10.790
	UNITED STATES	0	278	0	4.861
	OTHERS	0	389	0	2.274
	Sub Total	73.264	124.715	104.567	146.666
<b>Teh</b>					
	KENYA	26.799	407.794	69.365	861.336
	VIET NAM	198.365	580.366	156.403	530.730
	CHINA	77.544	235.375	191.355	483.461
	INDIA	102.345	181.587	263.566	477.349
	SRI LANKA	26.886	103.334	144.163	380.676
	OTHERS	19.587	38.187	15.118	143.687
	Sub Total	451.526	1.546.643	839.970	2.877.239
<b>Kopi</b>					
	BRAZIL	149	767.749	551	2.123.073
	ITALY	5.086	40.151	39.073	577.304
	VIET NAM	172.348	269.218	279.835	447.747
	UNITED STATES	16.265	87.942	105.806	413.222
	MALAYSIA	21.986	78.150	46.462	161.850
	OTHERS	68.744	204.866	164.888	524.882
	Sub Total	284.578	1.448.076	636.615	4.248.078
<b>Kakao</b>					
	GHANA	3.400.000	4.400.000	9.803.791	12.635.364
	PAPUA NEW GUINEA	1.345.001	3.980.064	3.640.079	9.984.734

**I.7 IMPOR KOMODITI TERTENTU MENURUT NEGARA ASAL UTAMA  
CERTAIN COMMODITIES IMPORT BY MAIN COUNTRY OF ORIGIN  
\*\* MARET / MARCH 2009 \*\***

Komoditi Commodity	Negara Asal Country Of Origin	Berat Bersih / Net Weight (Kg)		Nilai CIF / CIF Value (US\$)	
		Bulan ini Current month	Kumulatif Cum. Jan to date	Bulan ini Current month	Kumulatif Cum. Jan to date
	CAMEROON	596.213	893.444	1.404.523	2.104.722
	COTE D'IVOIRE	201.038	751.438	570.685	1.991.002
	SOLOMON ISLANDS	120.000	180.000	323.105	479.644
	OTHERS	21.206	141.206	52.723	193.723
	Sub Total	5.683.458	10.346.152	15.794.906	27.389.189
<b>Cabe (segar-dingin)</b>					
	INDIA	96.750	166.750	62.596	110.196
	AUSTRALIA	1.932	5.925	4.900	14.528
	CHINA	0	3.114	0	2.920
	OTHERS	0	0	0	0
	Sub Total	98.682	175.789	67.496	127.644
<b>Cabe (kering-tumbuk)</b>					
	INDIA	670.180	2.329.299	458.324	1.614.584
	CHINA	426.869	1.399.393	360.038	1.279.039
	MALAYSIA	215.192	700.551	101.182	361.194
	SPAIN	1.250	1.250	6.519	6.519
	KOREA, REPUBLIC OF	10.000	10.000	3.750	3.750
	OTHERS	0	773	0	5.366
	Sub Total	1.323.491	4.441.266	929.813	3.270.452
<b>Cabe (awet sementara)</b>					
	AUSTRALIA	32	42	95	114
	OTHERS	0	0	0	0
	Sub Total	32	42	95	114
<b>Tembakau</b>					
	CHINA	839.820	2.866.181	5.114.965	15.663.089
	UNITED STATES	55.680	1.082.581	530.803	9.224.797
	TURKEY	246.749	1.353.327	1.580.633	7.390.363
	SWITZERLAND	923.139	1.061.739	5.510.852	6.694.525
	INDIA	714.223	1.312.253	3.295.708	5.999.266
	OTHERS	773.225	2.195.896	5.302.406	16.801.527
	Sub Total	3.552.836	9.871.977	21.335.367	61.773.567
<b>Ubi Kayu</b>					
	VIET NAM	234.000	519.814	30.420	67.576
	AUSTRALIA	0	142	0	270
	OTHERS	0	0	0	0
	Sub Total	234.000	519.956	30.420	67.846



**K1. IMPOR KAWASAN BERIKAT / BOUNDED ZONE IMPORT**  
**MENURUT GOLONGAN BARANG 2 DIJIT HS / BY COMMODITY 2 DIGITS HS**  
**\*\* MARET / MARCH 2009 \*\***

HS	Uraian Golongan Barang Group Description	Berat Bersih / Net Weight (Kg)		Nilai CIF / CIF Value (US\$)	
		Bulan ini Current month	Kumulatif Cum. Jan to date	Bulan ini Current month	Kumulatif Cum. Jan to date
02	Meat and edible meat offal	30.224	30.224	146.601	146.601
03	Fish and crustaceans	60.531	909.125	270.471	2.052.964
04	Dairy products, bird's eggs, natural honey	382.909	421.629	682.400	747.387
05	Products of animal origin	5.694	15.063	75.966	184.390
06	Live trees and other plants	19.552	28.484	157.809	201.986
07	Edible vegetables and certain roots and tubers	79	64.480	804	30.567
08	Edible fruits and nuts	79.393	225.217	250.034	467.300
09	Coffee, tea, mate, and spices	15.289	79.521	78.506	282.602
10	Cereals	0	121.386	0	391.456
11	Products of the milling industry	28.339	406.452	39.755	167.335
12	Oil seeds and oleaginous fruits	141.793	448.520	385.029	759.298
13	Lac	34.958	56.552	56.839	170.759
14	Vegetable plaiting materials	420	6.426	1.449	27.368
15	Animal or vegetable oils/fats and their cleavage products	9.206.814	9.969.746	5.206.074	6.295.005
16	Preparations of meat/fish/crustaceans/mollucs or other aquatic inverte	15.529	78.792	102.299	247.225
17	Sugar and sugar confectionery	12.124.868	72.548.833	3.639.399	23.558.922
18	Cocoa and cocoa preparations	1.062	7.307	1.707	114.536
19	Preparations of cereals, flour, starch or milk	49.757	192.209	94.698	443.202
20	Preparations of vegetables, fruits, nuts or other part of plants	2.045	105.386	12.740	481.674
21	Miscellaneous edible preparations	2.118	17.955	31.577	105.678
22	Beverages, spirit, and vinegar	12.619	35.640	109.048	159.748
23	Residues and waste from the food industries	203	529.809	3.467	280.352
24	Tobacco and manufactured tobacco substitutes	809.623	1.413.398	4.651.963	11.962.757
25	Salts	35.871.736	97.067.984	5.742.469	13.697.735
26	Ores, slag, and ash	169.063	421.958	158.288	209.203
27	Mineral fuels, mineral oils and products of their distillation	2.170.050	11.308.111	1.982.157	7.510.631
28	Inorganic chemicals	9.682.861	23.618.408	5.333.129	16.047.964
29	Organic chemicals	10.169.524	34.009.684	10.031.329	31.773.074
30	Pharmaceutical products	39.081	96.500	114.981	428.419
31	Fertilizers	364	2.355.088	5.417	1.413.495
32	Tanning or dyeing extracts	1.489.660	3.374.071	6.074.049	14.277.150
33	Essential oils and resinoids	195.871	306.008	259.845	753.359
34	Soap, organic surfasce-active agents, washing, and lubricating prepara	538.904	1.284.593	1.471.380	3.872.910
35	Albuminoidal substances	4.365.332	10.918.908	4.589.301	11.356.520
36	Explosives	24.140	38.025	1.086.162	1.794.312
37	Photographic and cinematographic goods	100.333	252.224	157.690	327.942
38	Miscellaneous chemical products	1.879.178	4.198.802	7.080.562	17.712.719
39	Plastics and articles thereof	22.914.227	58.884.649	52.879.916	132.978.550
40	Rubber and articles thereof	4.812.051	11.625.919	10.443.872	25.890.063
41	Raw hides, skins, and leather	2.035.709	4.811.599	16.672.064	36.124.618
42	Articles of leather	50.269	103.981	325.841	1.528.442
43	Furskins and artificial fur	318	3.253	2.680	45.538
44	Wood and articles of wood	4.580.069	14.478.213	3.728.911	10.810.811
45	Cork and articles of cork	764	1.928	8.410	27.235
46	Manufactured of straw or other plaiting materials	13.505	34.538	49.212	117.446
47	Pulp of wood or of other fibrous cellulosic material	2.401.620	37.365.598	1.200.301	28.940.935
48	Paper and paperboard	5.718.687	16.348.227	16.312.894	46.386.540
49	Printed books, newspapers, pictures, and other products of printing in	58.861	556.868	770.753	3.001.662
50	Silk	109.757	230.450	814.112	1.902.010
51	Wool, fine or coarse animal hair	206.612	498.413	2.063.240	6.522.974
52	Cotton	12.571.299	27.346.277	51.659.719	140.714.231
53	Other vegetable textile fibres	46.720	374.738	690.848	5.304.014
54	Man-made filaments	4.372.504	9.935.988	33.968.561	78.304.454
55	Man-made staple fibres	5.051.915	13.472.493	14.042.463	46.013.605
56	Wadding, felt, and non-wovens	770.015	1.952.929	5.528.956	13.578.667
57	Carpets and other textile floor coverings	33.600	149.984	361.913	1.614.782
58	Special woven fabrics	1.184.123	2.806.539	11.590.542	34.922.737
59	Impregnated, coated, covered or laminated textile fabrics	888.767	2.032.520	8.158.284	19.385.273
60	Knitted or crocheted fabrics	5.028.022	13.276.171	38.469.973	108.705.486
61	Articles of apparel and clothing accessories, knitted or crocheted	453.414	1.018.025	3.014.229	6.884.441
62	Articles of apparel and clothing accessories, not knitted or crocheted	218.683	585.636	2.239.848	7.306.578
63	Other made up textile articles	41.043	141.108	421.041	1.268.333
64	Footwear, gaiters and the like	232.295	622.735	2.081.142	5.670.264
65	Headgear and parts thereof	13.048	28.993	133.444	391.243
66	Umbrellas, walking sticks, seat-sticks, whips, riding crops and parts	164	20.321	13.203	107.120

**K1. IMPOR KAWASAN BERIKAT / BOUNDED ZONE IMPORT**  
**MENURUT GOLONGAN BARANG 2 DIJIT HS / BY COMMODITY 2 DIGITS HS**  
**\*\* MARET / MARCH 2009 \*\***

HS	Uraian Golongan Barang Group Description	Berat Bersih / Net Weight (Kg)		Nilai CIF / CIF Value (US\$)	
		Bulan ini Current month	Kumulatif Cum. Jan to date	Bulan ini Current month	Kumulatif Cum. Jan to date
67	Prepared feathers and articles	4.416	7.043	52.064	151.973
68	Articles of stone, plaster, cement, asbestos, mica or similar material	1.150.360	1.530.452	807.300	2.729.769
69	Ceramic products	422.689	1.285.103	1.766.505	4.088.210
70	Glass and glassware	598.962	1.649.374	1.791.606	6.010.310
71	Natural and cultured pearls, precious/semi precious stones, and precious	41.252	72.018	3.613.669	7.794.500
72	Iron and steel	48.613.829	113.454.417	59.409.204	153.845.300
73	Articles of iron and steel	53.832.100	123.426.181	121.042.458	309.392.290
74	Copper and articles thereof	4.541.191	8.793.973	17.748.030	38.031.299
75	Nickel and articles thereof	12.820	123.932	355.918	1.209.322
76	Aluminium and articles thereof	1.959.458	5.441.506	7.135.222	22.251.642
78	Lead and articles thereof	3.186	26.463	95.837	433.742
79	Zinc and articles thereof	334.552	1.322.503	523.424	2.694.144
80	Tin and articles thereof	32.984	74.168	388.604	1.363.095
81	Other base metal	3.646	21.042	609.382	1.279.656
82	Tools, implements, cutlery, spoon and forks, of base metal and parts thereof	233.079	520.897	1.742.250	4.928.217
83	Miscellaneous articles of base metal	1.160.132	2.878.627	8.415.392	17.413.283
84	Nuclear reactors, boilers, machinery and mechanical appliances	15.443.127	40.994.188	242.722.825	622.146.260
85	Electrical machinery and equipments	13.747.501	35.595.657	389.725.389	950.863.883
86	Railway and tramway locomotive, mechanical traffic, and all kinds	108.870	321.198	227.032	1.384.222
87	Vehicles other than railway/tramway, and parts and accessories thereof	2.383.033	5.757.673	18.651.890	48.051.686
88	Aircraft and its components	14.843	663.673	1.748.078	22.005.553
89	Ships, boat, and floating structures	474.431	3.774.125	1.287.143	8.527.188
90	Optical, photographic, cinematographic, measuring, checking, medical	942.626	2.728.803	26.718.538	80.315.272
91	Clocks and watches and parts thereof	461	45.592	53.317	889.825
92	Musical instruments	497.445	1.361.086	5.555.886	16.318.974
93	Arms and ammunition	15.028	16.356	42.487	73.851
94	Furnitures, bedding, mattress supports, cushions and stuffed furnishings	447.695	1.233.856	931.843	6.833.700
95	Toys, games and sports requisites	13.083	29.147	465.917	1.430.814
96	Miscellaneous manufactured articles	390.565	923.416	5.294.838	12.215.429
97	Works of arts, collectors' pieces and antiques	0	180	0	2.859
98	Vehicles in ckd and their components	833.194	1.073.340	10.869.217	15.025.114
<b>Total Import</b>		<b>311.784.535</b>	<b>850.816.600</b>	<b>1.267.523.031</b>	<b>3.294.603.979</b>

**K2. IMPOR KAWASAN BERIKAT / BOUNDED ZONE IMPORT**  
**MENURUT GOLONGAN BARANG SITC / BY SITC COMMODITY GROUP**  
**\*\* MARET / MARCH 2009 \*\***

SITC Uraian Golongan Barang Group Description	Berat Bersih / Net Weight (Kg)		Nilai CIF / CIF Value (US\$)	
	Bulan ini Current month	Kumulatif Cum. Jan to date	Bulan ini Current month	Kumulatif Cum. Jan to date
<b>A. By Commodity 1 Dijit SITC</b>				
0 Bahan makanan dan binatang hidup	12.798.553	75.838.388	5.367.561	29.652.347
1 Minuman dan tembakau	819.285	1.441.786	4.757.906	12.110.654
2 Bahan mentah	57.174.733	159.411.763	37.604.733	113.555.964
3 Bahan bakar, bahan penyemir, dsb	2.170.050	11.308.111	1.982.157	7.510.631
4 Minyak/lemak nabati dan hewan	9.196.214	9.808.373	5.184.474	6.158.569
5 Bahan kimia	49.091.356	134.059.195	76.616.869	199.238.551
6 Hasil industri menurut bahan	141.295.611	354.622.481	398.976.708	1.055.291.715
7 Mesin dan alat pengangkutan	33.063.894	88.366.710	662.688.515	1.651.834.922
8 Hasil industri lainnya	6.160.443	15.937.210	72.630.043	215.700.658
9 Barang dan transaksi khusus lainnya	14.396	22.583	1.714.065	3.549.968
<b>B. By Commodity 2 Dijit SITC</b>				
01 Meat and meat preparations	30.269	70.056	147.263	186.054
02 Dairy product and eggs	8	3.712	133	16.739
03 Fish, crustaceans, molluscs and their preparations	76.015	948.085	372.108	2.260.736
04 Cereals and cereal preparations	37.442	569.417	68.998	757.230
05 Fruits and vegetables	103.673	454.945	276.040	1.019.010
06 Sugar, sugar preparations, and honey	12.507.769	72.970.053	4.321.666	24.304.969
07 Coffee, tea, cocoa, and spices	18.129	100.134	110.695	483.270
08 Feeding stuff for animals	203	529.809	3.467	280.352
09 Miscellaneous food preparations	25.045	192.177	67.191	343.987
11 Beverages	9.662	28.388	105.943	147.897
12 Tobacco and tobacco manufactured	809.623	1.413.398	4.651.963	11.962.757
21 Hides, skins and furskins	3.602	4.712	70.915	97.354
22 Oil seeds, nuts, and kernels	2.784	306.911	27.598	359.630
23 Crude rubber	4.251.190	10.120.848	6.344.718	16.011.439
24 Wood, lumber, and cork	2.388.791	5.087.273	2.055.057	4.380.572
25 Pulp and waste paper	2.401.620	37.365.598	1.200.301	28.940.935
26 Textile fibres and their waste	11.887.050	24.839.563	21.446.616	49.448.611
27 Crude fertilizers and crude minerals	35.804.930	80.670.380	5.534.984	12.466.493
28 Metalliferous ores and metal scraps	235.133	768.344	275.050	866.759
29 Crude animals and vegetable materials, nes	199.633	248.134	649.494	984.171
32 Coal, coke, and briquettes	0	37.510	0	64.571
33 Petroleum and petroleum products	2.168.673	11.265.489	1.980.109	7.430.385
34 Gas; natural and manufactured	1.377	5.112	2.048	15.675
41 Animal oils and fats	767	28.797	1.352	101.370
42 Fixed vegetable oils/fats	9.155.530	9.678.605	5.149.902	5.965.131
43 Animal vegetable oils/fats	39.917	100.971	33.220	92.068
51 Organic chemicals	10.221.336	34.267.220	9.643.889	30.405.503
52 Inorganic chemicals	9.682.598	23.616.669	5.329.867	16.024.012
53 Dyeing, tanning, and colouring materials	1.597.432	3.649.003	6.183.935	15.073.401
54 Medical and pharmaceutical products	44.135	111.767	812.642	2.724.209
55 Essential oils and perfumery materials	595.436	1.055.325	1.221.925	2.789.608
56 Manufactured fertilizers	177	2.334.453	2.911	1.394.050
57 Plastics in primary forms	18.661.510	49.427.238	29.863.659	76.533.092
58 Plastics in non-primary forms	2.063.070	4.437.477	10.965.605	23.841.419
59 Chemical materials and its products, nes	6.225.662	15.160.043	12.592.436	30.453.257
61 Leather, leather med, nes	2.043.888	4.835.914	16.724.648	36.279.106
62 Rubber manufactured, nes	511.345	1.373.487	3.796.575	8.843.725
63 Wood and cork manufactured	2.192.042	9.392.868	1.682.264	6.457.474
64 Paper, paperboard, and manufactured thereof	5.411.486	15.415.013	10.748.139	31.426.081
65 Textile yarns, fabrics, and their products	18.432.443	47.415.709	146.531.865	409.604.018
66 Non metallic minerals manufactured	2.226.024	21.098.167	4.395.185	13.336.344
67 Iron and steel	92.402.202	214.163.644	143.955.107	377.665.980
68 Non ferrous metals	6.278.537	13.462.118	24.506.842	55.897.203
69 Manufactured of metal, nes	11.797.644	27.465.561	46.636.083	115.781.784
71 Power generating machine and equipments	2.709.862	6.930.073	70.477.371	159.000.149
72 Machinery specialized for particular industry	3.212.611	10.791.349	43.072.768	140.704.354
73 Metalworking machinery	578.098	1.521.197	7.405.465	23.261.143
74 General industrial machinery and equipments	8.308.907	20.817.787	83.768.461	210.969.764
75 Office machinery and automatic data processing	1.880.312	4.146.494	57.201.618	138.196.196
76 Telecommunication and reproducers apparatus	4.265.713	11.469.816	159.741.161	324.298.313
77 Electrical machinery and apparatus	8.295.416	21.122.158	208.245.776	561.165.805
78 Road vehicles	3.322.453	7.029.660	29.728.419	62.682.274

**K2. IMPOR KAWASAN BERIKAT / BOUNDED ZONE IMPORT**  
**MENURUT GOLONGAN BARANG SITC / BY SITC COMMODITY GROUP**  
**\*\* MARET / MARCH 2009 \*\***

SITC Uraian Golongan Barang Group Description	Berat Bersih / Net Weight (Kg)		Nilai CIF / CIF Value (US\$)	
	Bulan ini Current month	Kumulatif Cum. Jan to date	Bulan ini Current month	Kumulatif Cum. Jan to date
79 Other transportation equipments	490.522	4.538.176	3.047.476	31.556.924
81 Sanitary, plumbing, and fittings	152.710	831.916	458.498	5.361.159
82 Furniture	297.843	420.589	520.567	1.694.751
83 Traveling goods	37.874	69.758	182.511	1.078.109
84 Clothing	848.793	2.232.093	6.987.132	23.070.854
85 Footwear	232.295	622.735	2.081.142	5.670.264
87 Professional, scientific, and contractor instruments	724.015	2.141.677	9.239.396	33.547.621
88 Photographic apparatus, equipments and optics	302.522	839.969	12.475.869	33.718.642
89 Miscellaneous manufactured articles	3.564.391	8.778.473	40.684.928	111.559.258
97 Gold; non monetary	14.396	22.583	1.714.065	3.549.968
<b>C. By Commodity 3 Dijit SITC</b>				
012 Other Meat, Other Edible Meat Offal, Fresh, Chilled Or Frozen	30.224	30.224	146.601	146.601
017 Meat And Edible Meat Offal, Prepared Or Preserved	45	39.832	662	39.453
022 Milk, Cream, And Milk Products Other Than Butter Or Cheese	8	409	133	1.340
025 Eggs, Birds, And Egg Yolks; Fresh, Dried Or Otherwise Preserved	0	3.303	0	15.399
034 Fish, Fresh, Chilled Or Frozen	27.324	730.080	33.087	992.748
035 Fish, Dried Salted Or In Brine; Smoked Fish	3.500	36.940	103.950	440.953
036 Crustaceans, Molluscs, And Aquatic Invertebrates	29.707	142.105	133.434	619.263
037 Fish, Crustaceans, Molluscs, And Other Aquatic Invertebrates; Prepared	15.484	38.960	101.637	207.772
041 Wheat And Meslin, Unmilled	0	121.363	0	391.203
045 Cereals, Unmilled	0	23	0	253
046 Meal And Flour Of Wheat And Flour Of Meslin	147	346.185	2.978	112.958
047 Other Cereal Meals And Flours	7.799	7.799	20.600	20.600
048 Cereal Preparations And Preparations Of Flours/Starches Of Fruit	29.496	94.047	45.420	232.216
054 Vegetables, Fresh, Chilled, Frozen Or Simply Preserved	79	64.480	804	30.567
056 Vegetables, Roots And Tubers, Prepared Or Preserved Nes	22.156	160.545	12.462	504.893
057 Fruit And Nut; Fresh Or Dried	79.393	225.215	250.034	467.293
058 Fruits, Preserved And Preparations	2.045	2.047	12.740	12.747
059 Fruit And Vegetable Juices	0	2.658	0	3.510
061 Sugar, Molasses, And Honey	12.507.769	72.970.053	4.321.666	24.304.969
071 Coffee And Coffee Substitutes	7.908	55.920	51.979	272.342
072 Cocoa	1.062	1.062	1.707	1.707
073 Chocolate And Other Food Preparations Containing Cocoa	0	6.245	0	112.829
074 Tea And Mate	600	4.051	851	8.651
075 Spices	8.559	32.856	56.158	87.741
081 Feeding Stuff For Animals	203	529.809	3.467	280.352
091 Margarine And Shortening	10.600	101.153	21.600	127.644
098 Edible Products And Preparations	14.445	91.024	45.591	216.343
111 Non-Alcoholic Beverages, Nes	780	7.737	1.856	7.529
112 Alcoholic Beverages	8.882	20.651	104.087	140.368
121 Tobacco, Unmanufactured And Refused	800.817	1.279.553	4.418.179	10.009.643
122 Tobacco, Manufactured	8.806	133.845	233.784	1.953.114
211 Hides And Skins, Raw	3.601	4.262	70.877	87.672
212 Furskins, Raw	1	450	38	9.682
222 Oil Seeds Use For Extraction Ofsoft Fixed Vegetable Oils	2.174	306.289	21.177	344.929
223 Oil Seeds Use For Extraction Of Other Fixed Vegetable Oils	610	622	6.421	14.701
231 Natural Rubber Latex; Natural Rubber And Similar Natural Gums	546.358	1.435.016	789.244	1.975.847
232 Synthetic Rubber Latex, Synthetic/Reclaimed Rubber	3.704.832	8.685.832	5.555.474	14.035.592
244 Cork, Natural, Raw And Waste	65	75	2.067	3.986
245 Fuel Wood And Wood Charcoal	0	9.200	0	43.422
246 Wood In Chips Or Particles And Waste	14	28.907	128	12.409
247 Wood In The Rough Or Roughly Squared	361.314	650.575	133.933	310.929
248 Wood, Simply Worked And Railway Sleeper Of Wood	2.027.398	4.398.516	1.918.929	4.009.826
251 Pulp And Waste Paper	2.401.620	37.365.598	1.200.301	28.940.935
261 Silk	105.041	202.133	762.981	1.480.366
263 Cotton	7.871.656	14.466.748	14.293.029	30.832.116
264 Jute And Other Textile Bast Fibres	0	2.186	0	42.912
265 Vegetable Textile Fibres, Raw Or Processed; Waste Of These Fibres	2.557	2.700	13.026	14.981
266 Synthetic Fibres Suitable For Spinning	1.913.762	5.047.726	2.527.233	6.341.020
267 Other Man-Made Fibres Suitable For Spinning And Waste	1.924.041	5.005.259	3.503.254	10.254.128
268 Wool And Other Animal Hair	69.913	107.082	346.045	476.740
269 Old Clothing And Other Old Textile Articles; Rags	80	5.729	1.048	6.348
272 Fertilizers, Crude	823	78.358	3.663	62.548
273 Stone, Sand And Gravel	8.157.018	26.470.166	571.468	1.501.796

**K2. IMPOR KAWASAN BERIKAT / BOUNDED ZONE IMPORT  
MENURUT GOLONGAN BARANG SITC / BY SITC COMMODITY GROUP  
\*\* MARET / MARCH 2009 \*\***

SITC Uraian Golongan Barang Group Description	Berat Bersih / Net Weight (Kg)		Nilai CIF / CIF Value (US\$)	
	Bulan ini Current month	Kumulatif Cum. Jan to date	Bulan ini Current month	Kumulatif Cum. Jan to date
274 Sulphur And Unroasted Iron Pyrites	13.285.380	26.795.923	3.697.168	7.554.804
277 Natural Abrasives	225.373	3.066.633	64.191	992.454
278 Other Crude Minerals	14.136.336	24.259.300	1.198.494	2.354.891
281 Iron Ore And Concentrates	10.000	11.997	9.359	19.740
282 Waste And Scrap Metal Of Iron/Steel	1.783	141.345	46.758	145.045
283 Copper Ores And Concentrates	0	3.128	0	16.796
284 Nickel Ores And Concentrates	0	235	0	1.889
285 Aluminium Ores And Concentrates	60.263	61.739	80.242	100.932
286 Ores And Concentrates Of Uraniumand Thorium	2	2	6	6
287 Ores And Concentrates Of Basemetals	99.029	99.030	71.250	72.488
288 Non-Ferrous Base Metal Waste And Scraps	64.053	450.865	67.407	509.835
289 Ores And Concentrates Of Precious Metals; Waste,scraps	3	3	28	28
291 Crude Animal Materials	5.694	15.063	75.966	184.390
292 Crude Vegetable Materials	193.939	233.071	573.528	799.781
321 Coals, Pulverized Or Not	0	37.510	0	64.571
325 Coke And Semi Coke Of Coal/lignite/peat	0	0	0	0
334 Petroleum Products, Refined	1.967.740	10.817.495	1.573.051	6.606.465
335 Residual Petroleum Products, And Related Materials	200.933	447.994	407.058	823.920
342 Liquefied Propane And Butane	788	3.857	278	3.093
343 Natural Gas, Liquefied Or Not	69	103	170	7.553
344 Petroleum Gases And Other Gas	520	1.152	1.600	5.029
345 Coal Gas, Water Gas And Similar Gas	0	0	0	0
411 Animal Oils And Fats	767	28.797	1.352	101.370
421 Fixed Vegetable Fats And Oils Soft,Crude,Refined Or Fractioned	363.444	783.809	408.854	944.986
422 Fixed Vegetable Fats And Oils Solid,Crude,Refined Or Fractioned	8.792.086	8.894.796	4.741.048	5.020.145
431 Animal And Vegetable Oil; Fat Processed And Their Wax	39.917	100.971	33.220	92.068
511 Hydrocarbon And Their Halogenated, Nitrated Derivatives	152.975	1.555.996	358.514	1.812.257
512 Alcohols,Phenols,Phenol-Alcohols And Their Halogenated	8.196.641	25.362.762	5.689.100	16.973.527
513 Carboxylic Acids,And Their Anhydrides,Halides,Peroxides	850.972	4.479.718	798.951	4.035.873
514 Nitrogen-Function Compounds	285.117	862.410	794.565	1.933.746
515 Organo-Inorganic And Heterocyclic Compounds	468.914	1.054.488	1.008.031	3.084.603
516 Other Organic Chemicals	266.717	951.846	994.728	2.565.497
522 Inorganic Chemical Elements, Oxides And Halogen Salts	5.539.199	16.053.484	3.879.568	11.838.649
523 Metallicsalts And Peroxysalts	3.828.758	6.576.266	1.186.857	3.115.385
524 Other Inorganic Chemicals;Chemical Compound Of Precious Metals	314.616	986.457	260.186	1.053.246
525 Radioactive And Associated Materials	25	462	3.256	16.732
531 Synthetic Organic; Colouring Matter	149.026	418.502	703.991	1.645.178
532 Dyeing/Tanning Extracts And Synthetic Tanning Materials	2.547	6.965	33.804	90.634
533 Pigments, Paints, Varnishes, And Related Materials	1.445.859	3.223.536	5.446.140	13.337.589
541 Medicinal And Pharmaceutical Products	44.131	111.411	812.620	2.723.999
542 Medicaments, Including Veterinary Medicaments	4	356	22	210
551 Essential Oils, Perfumes, And Flavour Materials	13.285	23.471	152.048	280.376
553 Perfumery, Cosmetics, And Toilet Preparations	182.586	282.537	107.797	472.983
554 Soap,Cleansing And Polishing Preparations	399.565	749.317	962.080	2.036.249
562 Fertilizers, Manufactured	177	2.334.453	2.911	1.394.050
571 Polymers Of Ethylene In Primary Forms	4.832.801	15.525.226	5.065.069	16.523.684
572 Polimers Of Styrene In Primary Forms	4.195.784	8.896.993	6.545.911	15.048.828
573 Polimers Of Vinyl Chloride In Primary Forms	1.891.292	5.705.969	2.201.938	6.192.165
574 Poliactetals And Polycarbons In Primary Forms	1.257.868	3.084.314	4.017.765	10.119.811
575 Other Plastics In Primary Forms	6.398.385	15.859.128	12.021.250	28.493.911
579 Waste And Scrap Of Plastics	85.380	355.608	11.726	154.693
581 Tubes, Pipes, And Hoses Of Plastics	484.596	664.182	2.954.015	4.125.878
582 Plates, Sheets, And Film Of Plastics	1.570.262	3.755.784	7.920.658	19.525.665
583 Monofilament And Rod Of Plastics	8.212	17.511	90.932	189.876
591 Disinfectants, Insecticides, And Fungicides Put In Forms	55.275	255.543	379.955	1.024.605
592 Starches, Inulin, And Wheat Glutenal Buminoidal Substances; Glues	4.362.156	10.903.154	4.546.200	11.250.176
593 Explosive And Pyrotechnic Products	22.781	35.416	1.071.450	1.762.813
597 Additive For Mineral Oils	140.741	553.834	636.642	2.132.681
598 Miscellaneous Chemical Products	1.644.709	3.412.094	5.958.189	14.282.882
599 Residual Products of Chemical or Allied Industries, Sewage	0	2	0	100
611 Leathers	2.032.108	4.807.337	16.601.187	36.036.946
612 Manufactures And Composition Leathers	11.779	28.576	123.446	242.145
613 Furskins, Tanned Or Dressed	1	1	15	15
621 Materials Of Rubber	259.682	521.328	1.453.049	2.869.284
625 Rubber Tyre,Tyre Cases,Tyre Treads,Inner Tubes, And Tyre Flaps	4.295	124.583	19.649	1.165.607

**K2. IMPOR KAWASAN BERIKAT / BOUNDED ZONE IMPORT  
MENURUT GOLONGAN BARANG SITC / BY SITC COMMODITY GROUP  
\*\* MARET / MARCH 2009 \*\***

SITC Uraian Golongan Barang Group Description	Berat Bersih / Net Weight (Kg)		Nilai CIF / CIF Value (US\$)	
	Bulan ini Current month	Kumulatif Cum. Jan to date	Bulan ini Current month	Kumulatif Cum. Jan to date
629 Articles Of Rubbers	247.368	727.576	2.323.877	4.808.834
633 Cork Manufactures	699	1.853	6.343	23.249
634 Veneers,Plywood,Improved/Reconstituted Wood Worked	2.107.232	8.419.151	1.275.562	4.730.949
635 Wood Manufactures	84.111	971.864	400.359	1.703.276
641 Papers And Paperboards	3.147.122	10.394.049	3.388.302	14.088.209
642 Paper And Paperboard Cut To Size/Shape And Article Of Papers	2.264.364	5.020.964	7.359.837	17.337.872
651 Textile Yarns	1.999.938	4.841.254	9.468.184	26.840.157
652 Cotton Fabrics, Woven	4.614.715	12.464.766	36.921.626	107.645.260
653 Fabrics, Woven, Of Man-Made Fibres	3.779.026	9.188.386	33.901.741	85.806.809
654 Textile Fabrics, Woven, Other Than Of Cotton Or Man-Made Fibres	559.836	1.304.314	4.468.341	14.515.493
655 Knitted Or Crocheted Fabrics	5.028.022	13.276.171	38.469.973	108.705.486
656 Tulle,Lace,Embroidery,Ribbons,Trimmings And Other Small Wares	724.122	2.045.537	8.834.325	29.994.368
657 Special Yarns,Textile Fabrics	1.652.033	4.007.583	13.683.129	33.188.702
658 Made-Up Articles, Wholly/Chiefly Of Textile Materials	41.150	136.592	422.623	1.274.147
659 Floor Coverings	33.601	151.106	361.923	1.633.596
661 Lime,Cement And Fabricated Construction Materials	296.598	16.995.153	382.725	2.192.034
662 Clay And Refractory Construction Materials	84.580	805.520	161.571	1.730.306
663 Mineral Manufactures	1.258.057	1.657.302	2.244.091	4.136.355
664 Glass	473.150	1.456.801	1.216.606	4.486.285
665 Glassware	112.239	156.256	384.846	722.542
666 Pottery	1.351	25.465	2.819	49.144
667 Pearl, Precious And Semi Precious Stones	49	1.670	2.527	19.678
671 Pig Iron,Spiegeleisen,Sponge Iron, And Ferro-Alloys	249.248	803.625	559.697	1.467.225
672 Ingots And Other Iron/Steel In Primary Forms	1.406.946	2.569.787	1.614.214	5.619.966
673 Flat Rolled Products, Not Clad	11.145.875	25.100.075	7.745.735	21.742.488
674 Flat Rolled Products, Clad Or Plated	1.652.169	6.901.696	3.095.816	12.677.174
675 Flat Rolled Products And Alloy Steels	17.996.174	50.094.739	32.574.640	80.976.694
676 Iron/Steel Bars, Rods, Angels, Shaped And Sections	15.587.289	26.657.851	12.634.867	28.107.523
677 Rail/Railway And Tractor Construction Of Iron/Steel Materials	4.023.012	4.220.231	3.711.803	6.716.985
678 Wire Of Iron/Steel	574.345	1.434.387	1.137.477	3.579.467
679 Tubes, Pipes, Hollow Profile, Pipe Fitting Of Iron/Steel	39.767.144	96.381.253	80.880.858	216.778.458
681 Silver, Platinum, And Other Metal Of The Platinum Groups	618	1.670	218.965	545.060
682 Copper	4.432.193	8.565.742	17.209.001	37.015.862
683 Nickel	11.540	73.220	352.687	1.062.050
684 Aluminium	1.524.736	3.556.646	5.561.524	12.870.926
685 Lead	599	4.508	4.275	49.821
686 Zinc	274.960	1.182.378	428.519	2.315.609
687 Tin	32.983	61.429	388.595	1.213.737
689 Miscellaneous Non-Ferrous Basemetals Employed In Metallurgy	908	16.525	343.276	824.138
691 Structures And Parts Of Iron/Steel Or Aluminium	4.538.028	12.067.539	19.921.214	47.720.707
692 Metal Containers For Storage And Transportations	856.327	2.633.168	1.944.359	6.855.481
693 Wire Products And Fencing Grills	1.811.610	3.542.854	4.670.929	11.442.047
694 Nails, Screws, Nuts, Bolts, Rivets Of Iron/Steel Or Copper	689.768	1.511.904	5.164.345	12.500.926
695 Tools For Used In The Hand Or In Machines	230.330	510.067	1.710.639	4.815.353
696 Cutlery	2.623	10.238	26.537	97.161
697 Household Equipment Of Base Metals	173.823	496.418	526.681	2.055.815
699 Manufactures Of Base Metals	3.495.135	6.693.373	12.671.379	30.294.294
711 Steam And Other Vapour Generating Boilers And Parts	9.758	280.284	300.060	1.357.120
712 Steam Or Other Generating Boilers And Parts	4.902	62.009	261.289	785.604
713 Internal Combustion Piston Engines And Parts	1.012.773	2.594.510	19.768.646	39.461.505
714 Engines And Motors, Non-Electric And Parts	391.225	559.135	31.099.002	68.552.415
716 Rotating Electric Plants And Parts	1.096.156	2.672.708	17.358.384	43.144.964
718 Other Power Generating Machines And Parts	195.048	761.427	1.689.990	5.698.541
721 Agricultural Machinery And Parts	33.211	133.379	143.814	737.956
722 Tractors	5	496	62	11.364
723 Civil Engineering And Contractor Plants And Equipments/Parts	1.388.666	5.566.428	8.896.099	44.672.058
724 Textile/Leather Machinery And Parts	385.623	1.171.582	3.305.054	9.875.598
725 Papermill/Pulpmill Machinery And Paper Cutting Machines	33.251	119.871	579.047	2.183.286
726 Printing/Book Binding Machinery And Parts	147.710	511.113	10.244.574	32.498.241
727 Food Processing Machines And Parts	498.151	1.169.353	6.769.551	13.146.556
728 Other Machines And Equipment Specialized For Particular Industry	725.994	2.119.127	13.134.567	37.579.295
731 Machine Tools By Removing Metal	292.355	669.185	3.422.687	8.431.001
733 Machine Tool For Working Metals	158.335	342.249	1.004.595	3.346.858
735 Parts Of Machine Tools	32.177	157.328	768.481	3.440.920
737 Metalworking Machinery And Parts	95.231	352.435	2.209.702	8.042.364

**K2. IMPOR KAWASAN BERIKAT / BOUNDED ZONE IMPORT  
MENURUT GOLONGAN BARANG SITC / BY SITC COMMODITY GROUP  
\*\* MARET / MARCH 2009 \*\***

SITC Uraian Golongan Barang Group Description	Berat Bersih / Net Weight (Kg)		Nilai CIF / CIF Value (US\$)	
	Bulan ini Current month	Kumulatif Cum. Jan to date	Bulan ini Current month	Kumulatif Cum. Jan to date
741 Heating And Cooling Equipments And Parts	542.653	2.083.685	4.786.145	33.977.347
742 Pumps For Liquid And Parts	1.112.365	2.233.697	7.421.254	18.260.108
743 Pumps, Compressors, Fans, Blowers, Centrifuges, And Parts	1.038.313	2.685.370	6.959.408	19.028.832
744 Mechanical Handling Equipments And Parts	2.638.259	7.114.793	26.480.501	52.326.894
745 Other Non-Electrical Machinery, Tools, And Mechanical Apparatus	315.569	814.443	3.773.470	11.381.725
746 Ball Or Roller Bearings	154.386	307.207	885.049	3.097.505
747 Taps, Cocks, And Valves For Pipes	1.547.792	2.635.982	19.659.549	33.081.058
748 Transmission Shafts And Cranks	473.448	1.286.898	5.308.660	15.663.853
749 Non-Electric Parts And Accessories Of Machineries	486.122	1.655.712	8.494.425	24.152.442
751 Office Machines	600.273	1.491.696	12.261.349	31.055.834
752 Automatic Data Processing Machines And Their Units	603.135	1.357.082	19.649.746	41.881.234
759 Parts And Accessories For Machine Of Heading 751 Or 752	676.904	1.297.716	25.290.523	65.259.128
761 Television Receivers	718.409	2.952.349	781.851	3.505.353
762 Radio Broadcast Receivers	5.691	26.500	86.950	712.008
763 Sound Recorders Or Reproducers	171.215	454.456	6.220.659	14.446.675
764 Telecommunication Equipments And Parts	3.370.398	8.036.511	152.651.701	305.634.277
771 Electric Power Machinery And Parts	441.215	1.182.527	14.663.275	26.578.563
772 Electrical Apparatus For Making And Breaking Electrical Circuits	1.807.360	5.428.177	48.815.141	161.626.280
773 Equipment For Distributing Electricity	1.486.863	3.765.059	13.417.920	35.883.750
774 Electrical Apparatus For Medical Purposes And Radiological Apparatus	12.746	33.391	777.778	1.415.869
775 Household Type, Electrical/Non-Electrical Equipments	819.855	2.275.911	3.978.805	12.434.270
776 Thermionic, Cold Cathode, And Photo Cathode Valves/Tubes	1.497.570	3.754.647	77.282.111	201.141.930
778 Electrical Machinery And Apparatus	2.229.807	4.682.446	49.310.746	122.085.143
781 Passenger Motor Cars	645.852	844.828	7.910.126	11.201.529
782 Motor Vehicle For The Transportation Of Goods	92.360	108.027	923.176	1.118.975
783 Road Motor Vehicles	430	23.164	11.931	25.355
784 Parts And Accessories Of The Motor Vehicles	1.613.917	3.173.083	16.336.409	32.839.941
785 Motorcycles, Scooters, And Other Cycles Motorized/Non Motorized	502.718	2.084.399	3.875.400	16.084.852
786 Trailers And Other Vehicles, Not Motorized	467.176	796.159	671.377	1.411.622
791 Railway Vehicles And Associated Equipments	1.249	100.387	13.444	1.032.779
792 Aircraft And Associated Equipments And Parts	14.842	663.664	1.746.889	21.996.957
793 Ships, Boats, And Floating Structures	474.431	3.774.125	1.287.143	8.527.188
811 Prefabricated Buildings	67.059	605.699	117.692	4.104.001
812 Sanitary, Plumbing, Heating, And Lighting Fixtures/Fittings	3.809	15.824	45.665	187.457
813 Lighting Fixtures And Fittings	81.842	210.393	295.141	1.069.701
821 Furnitures And Parts	297.843	420.589	520.567	1.694.751
831 Travel Goods	37.874	69.758	182.511	1.078.109
841 Men'S Coats/Jackets, Not Knitted	93.649	161.642	34.117	189.232
842 Women'S Coats/Jacket, Not Knitted	8.964	36.813	91.634	441.533
843 Men'S Coats/Jackets, Knitted	2.249	15.373	45.232	190.650
844 Women'S Coats/Jackets, Knitted	259	1.410	8.288	16.825
845 Articles Of Apparel	418.956	934.664	3.356.623	7.217.272
846 Clothing Accessories Of Textiles Fabrics	148.020	453.759	1.718.183	6.135.507
848 Articles Of Apparel And Clothing Accessories Of Other Than Textile Fab	176.696	628.432	1.733.055	8.879.835
851 Footwears	232.295	622.735	2.081.142	5.670.264
871 Optical Instrument And Apparatus	12.201	34.765	446.997	1.304.293
872 Medical Instruments And Appliances	250.271	872.236	1.914.646	6.626.924
873 Meters And Counters	187.309	505.903	1.710.235	4.948.181
874 Measuring, Checking, Analysing, And Controlling Instrument And Appar	274.234	728.773	5.167.518	20.668.223
881 Photographic Apparatus And Equipments	83.862	161.340	4.117.574	10.392.159
882 Photographic And Cinematographic Supplies	99.990	251.789	147.579	317.711
883 Cinematograph Film, Exposed And Developed	343	435	10.111	10.231
884 Optical Goods	117.866	380.813	8.147.288	22.108.716
885 Watches And Clocks	461	45.592	53.317	889.825
891 Arms And Ammunitions	15.028	16.410	42.487	87.362
892 Printed Matter	366.062	1.490.082	6.335.508	17.962.121
893 Article Of Plastics	2.081.307	4.578.649	10.791.949	25.517.304
894 Baby Carriages, Toys, Games, And Sporting Goods	13.083	29.148	465.917	1.430.818
895 Office And Stationery Supplies	144.287	223.015	2.586.326	3.172.609
896 Works Of Art, Collectors Pieces And Antiques	0	180	0	2.859
897 Jewellery, Goldsmith, Silversmith Wares, And Other Articles	26.189	46.016	1.678.112	3.675.721
898 Musical Instrument And Parts/Accessories	534.160	1.452.725	9.326.439	34.926.411
899 Other Miscellaneous Manufactured Articles	384.275	942.248	9.458.190	24.784.053
971 Gold, Non-Monetary	14.396	22.583	1.714.065	3.549.968

**K2. IMPOR KAWASAN BERIKAT / BOUNDED ZONE IMPORT**  
**MENURUT GOLONGAN BARANG SITC / BY SITC COMMODITY GROUP**  
**\*\* MARET / MARCH 2009 \*\***

SITC Uraian Golongan Barang <i>Group Description</i>	Berat Bersih / <i>Net Weight (Kg)</i>		Nilai CIF / <i>CIF Value (US\$)</i>	
	Bulan ini <i>Current month</i>	Kumulatif <i>Cum. Jan to date</i>	Bulan ini <i>Current month</i>	Kumulatif <i>Cum. Jan to date</i>
<b>TOTAL IMPORT</b>	<b>311.784.535</b>	<b>850.816.600</b>	<b>1.267.523.031</b>	<b>3.294.603.979</b>

<https://www.bps.go.id>



**K3. IMPOR KAWASAN BERIKAT / BOUNDED ZONE IMPORT  
MENURUT NEGARA ASAL / BY COUNTRY OF ORIGIN  
\*\* MARET / MARCH 2009 \*\***

Kode Code	Negara Asal Country of Origin	Berat Bersih / Net Weight (Kg)		Nilai CIF / CIF Value (US\$)	
		Bulan ini Current month	Kumulatif Cum. Jan to date	Bulan ini Current month	Kumulatif Cum. Jan to date
111	JP JAPAN	45.507.836	104.830.345	209.987.921	489.903.271
112	HK HONG KONG	5.950.005	17.031.373	105.294.798	273.169.625
113	KP KOREA, DEM. PEOPLE'S REP.	0	12.800	0	167.576
114	KR KOREA, REPUBLIC OF	18.049.232	52.331.450	116.837.542	286.444.172
115	TW TAIWAN	8.838.658	22.148.244	51.707.651	131.336.256
116	CN CHINA	47.999.152	85.764.728	129.645.542	320.918.971
117	MN MONGOLIA	0	1.656	0	33.159
118	MO MACAU	10.011	56.229	47.465	168.583
120	PG PAPUA NEW GUINEA	0	8.960	0	66.213
121	TH THAILAND	30.619.336	109.849.955	43.867.528	121.637.324
122	SG SINGAPORE	83.977.025	207.989.410	373.769.175	965.316.430
123	PH PHILIPPINES	424.102	942.111	10.491.726	26.393.458
124	MY MALAYSIA	16.898.140	63.898.316	39.441.592	126.303.306
125	MM MYANMAR	0	37.384	0	91.921
126	KH CAMBODIA	2.659	22.402	22.761	106.166
128	LA LAO PEOPLE'S DEM. REP.	2.534	10.747	19.945	61.561
130	BT BHUTAN	239	1.379	16.673	48.509
131	VN VIET NAM	987.989	2.824.359	7.902.765	18.808.954
133	IN INDIA	3.458.154	8.188.914	7.186.476	18.308.949
134	PK PAKISTAN	869.031	1.408.365	2.541.516	5.916.359
135	BD BANGLADESH	37.163	76.638	88.972	279.200
136	LK SRI LANKA	8.893	118.803	391.073	1.155.578
138	ID INDONESIA	0	30.754	0	205.814
142	IR IRAN (ISLAMIC REPUBLIC OF)	7	41	5.296	6.622
143	SA SAUDI ARABIA	5.663.592	18.090.533	3.639.105	21.461.615
144	IL ISRAEL	2.276	3.073	256.055	541.595
145	KW KUWAIT	3.497.551	7.440.572	2.296.487	4.820.456
146	JO JORDAN	0	13.567	0	113.040
151	YE YEMEN	15.863	30.247	49.352	115.964
152	OM OMAN	64	3.626	240	42.740
154	TR TURKEY	166.256	849.449	733.367	1.836.439
155	AE UNITED ARAB EMIRATES	68.426	436.941	166.717	1.984.960
156	QA QATAR	150.000	316.546	79.830	173.932
157	BH BAHRAIN	42.490	104.933	85.349	210.814
211	EG EGYPT	0	29.050	0	79.428
213	MA MOROCCO	0	1.284	0	19.043
214	TN TUNISIA	0	217	0	27.283
217	ER ERITREA	1	1	1.000	1.000
221	ET ETHIOPIA	201	454	22.582	53.905
222	TZ TANZANIA, UNITED REP. OF	191.367	286.450	311.567	477.207
223	GN GUINEA	293	293	4.638	4.638
225	KE KENYA	16	7.822	1.002	81.381
230	TG TOGO	0	35.405	0	115.915
235	CG CONGO	0	5.986	0	21.624
236	CM CAMEROON	0	29.129	0	66.404
239	GA GABON	0	70.270	0	167.815
240	CI COTE D'IVOIRE	0	50.360	0	86.082
241	SN SENEGAL	0	2.139	0	1.680
242	MR MAURITANIA	0	2.430	0	20.875
245	BF BURKINA FASO	51.536	59.735	88.904	135.837
248	VI U.S. VIRGIN ISLANDS	0	395	0	4.915
251	UG UGANDA	0	1	0	10
252	CF CENTRAL AFRICAN REPUBLIC	0	2.236	0	2.646
255	DJ DJIBOUTI	5.175	5.175	141.527	141.527
256	SH SAINT HELENA	0	46.070	0	99.050
260	SZ SWAZILAND	5.151	6.327	155.326	343.452
261	ZA SOUTH AFRICA	115.946	14.078.189	647.180	14.062.150
267	MU MAURITIUS	296.862	1.324.796	446.833	2.000.985
298	VG VIRGIN ISLANDS (BRITISH)	350	7.700.946	6.900	375.537
311	AU AUSTRALIA	7.014.633	28.009.347	13.492.008	53.040.555
312	NZ NEW ZEALAND	1.688.001	5.352.561	1.110.714	2.900.918
329	ON OTH.OCEANIA	73	73	2.093	2.093

**K3. IMPOR KAWASAN BERIKAT / BOUNDED ZONE IMPORT  
MENURUT NEGARA ASAL / BY COUNTRY OF ORIGIN  
\*\* MARET / MARCH 2009 \*\***

Kode Code	Negara Asal Country of Origin	Berat Bersih / Net Weight (Kg)		Nilai CIF / CIF Value (US\$)	
		Bulan ini Current month	Kumulatif Cum. Jan to date	Bulan ini Current month	Kumulatif Cum. Jan to date
331	AS AMERICAN SAMOA	20.795	220.494	11.894	542.036
332	CK COOK ISLANDS	39.373	44.603	732.022	801.904
333	FJ FIJI	339	339	3.008	3.008
336	WS SAMOA	4.535	4.535	44.924	44.924
339	TV TUVALU	0	20	0	2.424
342	CC COCOS (KEELING) ISLANDS	0	10.000	0	8.040
343	TK TOKELAU	0	118	0	593
411	US UNITED STATES	7.031.352	16.649.292	34.744.058	100.355.056
412	CA CANADA	192.768	856.753	3.388.064	6.159.771
421	MX MEXICO	26.301	427.490	258.418	1.667.247
422	GT GUATEMALA	0	15.694	0	79.272
423	HN HONDURAS	0	11	0	560
425	PA PANAMA	0	4.932	0	77.775
427	CB CURACAO	0	44	0	12.920
428	SR SURINAME	10	10	3.242	3.242
431	CL CHILE	1.199.814	7.401.255	594.958	5.051.857
433	AR ARGENTINA	443.614	776.260	1.822.696	2.867.311
434	BR BRAZIL	1.434.251	3.505.532	4.295.320	11.023.508
435	CO COLOMBIA	413	20.295	16.916	104.724
436	BO BOLIVIA	0	493	0	826.523
438	PY PARAGUAY	194.758	203.705	637.973	653.630
441	EC ECUADOR	0	1	0	1
442	PE PERU	0	26.465	0	57.389
444	TT TRINIDAD AND TOBAGO	97	100	10.302	12.808
446	JM JAMAICA	474	11.420	1.331	46.100
447	PR PUERTO RICO	186	2.758	108.295	2.304.877
449	DO DOMINICAN REPUBLIC	16.020	28.031	30.530	117.997
450	SV EL SALVADOR	0	7.403	0	357.443
451	CR COSTA RICA	7.558	14.229	118.719	224.394
453	BB BARBADOS	0	18.980	0	4.005
454	AG ANTIGUA AND BARBUDA	896	896	610	610
458	CV CAPE VERDE	0	14.932	0	45.355
459	KY CAYMAN ISLANDS	0	471	0	92.522
460	DM DOMINICA	94	94	1.303	1.303
467	AN NETHERLANDS ANTILLES	9	360	10	3.514
469	LC SAINT LUCIA	0	1.674	0	11.093
511	GB UNITED KINGDOM	1.297.444	2.943.041	7.011.460	15.627.504
512	NL NETHERLANDS	1.953.283	3.787.114	14.844.362	41.814.589
513	FR FRANCE	3.548.379	4.331.904	19.797.276	35.475.080
514	DE GERMANY, FED. REP. OF	5.455.972	10.864.323	30.199.577	58.655.688
515	AT AUSTRIA	244.322	1.089.433	4.637.083	20.609.463
516	BE BELGIUM	451.025	2.882.631	1.971.543	19.820.988
517	CH SWITZERLAND	32.896	154.946	373.288	2.696.989
518	LU LUXEMBOURG	70	12.110	1.990	2.781
521	DK DENMARK	25.025	131.822	470.903	4.129.635
522	NO NORWAY	347.969	756.942	5.103.580	15.041.451
523	SE SWEDEN	285.971	2.968.684	1.864.123	5.053.902
524	FI FINLAND	162.602	675.171	615.082	6.912.979
525	IE IRELAND	792	38.528	35.489	231.381
526	IT ITALY	931.742	2.210.054	5.619.459	15.425.215
527	ES SPAIN	56.251	325.984	415.250	3.673.380
528	PT PORTUGAL	485	4.291	18.514	386.959
529	IS ICELAND	0	593	0	1.015
531	GR GREECE	596.378	1.607.104	604.230	1.937.059
532	SE SWEDEN	9.434	9.434	16.662	16.662
533	AD ANDORRA	0	20.798	0	62.477
540	CD DEMOCRATIC REP. OF THE CONGO	97.357	97.357	237.651	237.651
542	HU HUNGARY	26.813	76.478	252.739	631.382
543	PL POLAND	58.118	193.902	612.765	1.207.750
544	RO ROMANIA	10.442	73.250	153.576	948.002
545	BG BULGARIA	76.933	111.297	287.477	468.309
549	AM ARMENIA	0	7	0	212

**K3. IMPOR KAWASAN BERIKAT / BOUNDED ZONE IMPORT  
MENURUT NEGARA ASAL / BY COUNTRY OF ORIGIN  
\*\* MARET / MARCH 2009 \*\***

Kode Code	Negara Asal Country of Origin	Berat Bersih / Net Weight (Kg)		Nilai CIF / CIF Value (US\$)	
		Bulan ini Current month	Kumulatif Cum. Jan to date	Bulan ini Current month	Kumulatif Cum. Jan to date
553	KG KYRGYZSTAN	41	41	1.602	1.602
557	UA UKRAINE	2.802.499	16.664.881	1.839.209	8.892.039
560	LV LATVIA	4.025	4.025	69.793	69.793
563	HR CROATIA	0	36	0	178
566	SK SLOVAKIA	1.146	8.198	60.595	884.032
567	SI SLOVENIA	0	700	0	213.069
568	CZ CZECH REPUBLIC	74.866	99.727	576.301	1.738.824
570	MK REP. OF MACEDONIA	0	0	0	0
572	RU RUSSIA FEDERATION	2.309	6.420.114	1.666	5.686.716
<b>TOTAL</b>		<b>311.784.535</b>	<b>850.816.600</b>	<b>1.267.523.031</b>	<b>3.294.603.979</b>

<https://www.bps.go.id>

**K4. IMPOR KAWASAN BERIKAT / BOUNDED ZONE IMPORT**  
**MENURUT PROPINSI DAN PELABUHAN IMPOR / BY PROVINCE AND PORT OF IMPORTATION**  
**\*\* MARET / MARCH 2009 \*\***

Kode Code	Propinsi / Pelabuhan Impor Province / Port of Impotation	Berat Bersih / Net Weight (Kg)		Nilai CIF / CIF Value (US\$)	
		Bulan ini Current month	Kumulatif Cum. Jan to date	Bulan ini Current month	Kumulatif Cum. Jan to date
<b>SUMATERA UTARA</b>		<b>6.792.934</b>	<b>20.281.725</b>	<b>13.479.610</b>	<b>35.202.671</b>
144 IDBLW	BELAWAN	6.775.418	20.259.658	13.367.392	34.968.176
166 IDMES	MEDAN / POLONIA (U)	4.616	9.165	86.618	206.098
167 IDMDN	MEDAN (POS)	0	2	0	2.797
170 IDKTJ	KUALA TANJUNG	12.900	12.900	25.600	25.600
<b>RIAU</b>		<b>41.052.721</b>	<b>90.718.902</b>	<b>21.789.926</b>	<b>62.649.691</b>
225 IDDUM	DUMAI	8.782.641	15.910.575	7.787.601	24.975.539
228 IDBLS	BENGKALIS	0	16.107	0	7.219
235 IDSUQ	SUNGAI GUNTUNG	1.246.373	3.494.282	3.672.356	8.751.232
242 IDTEM	TEMBILAHAN	66.658	2.117.326	188.117	3.793.201
243 IDKEN	KUALA ENOK	0	37.113	0	72.987
261 IDPKU	SIMPANG TIGA (U)	0	105	0	17.949
277 IDBUN	BUATAN	30.957.049	69.143.394	10.141.852	25.031.564
<b>KEPULAUAN RIAU</b>		<b>137.150.887</b>	<b>336.391.388</b>	<b>581.159.957</b>	<b>1.493.880.837</b>
251 IDTPN	TANJUNG PINANG	36.087	52.199	2.913.777	3.039.561
258 IDBTU	BATU AMPAR	78.072.871	195.586.703	335.480.912	844.185.019
262 IDTNJ	KIJANG (U)	378	22.377	6.646.080	6.813.653
265 IDSKP	SEKUPANG	23.811.687	50.749.557	133.476.966	389.536.367
267 IDKAB	KABIL/PANAU	35.147.408	89.805.144	83.969.164	194.432.520
271 IDBTH	HANG NADIM (U)	<b>82.456</b>	<b>175.408</b>	<b>18.673.058</b>	<b>55.873.717</b>
<b>DKI JAKARTA</b>		<b>96.241.191</b>	<b>268.454.290</b>	<b>589.301.691</b>	<b>1.493.699.248</b>
431 IDTPP	TANJUNG PRIOK	81.481.044	236.549.603	432.866.971	1.145.195.395
432 IDKLB	KALIBARU	12.349.960	26.207.326	4.049.988	8.914.463
434 IDCGK	SOEKARNO-HATTA (U)	2.408.002	5.680.750	152.339.657	339.183.720
435 IDPSB	JAKARTA/POS PASAR BARU	4	4	202	202
436 IDHLP	HALIM PERDANA KUSUMA (U)	2.181	16.607	44.873	405.468
<b>BANTEN</b>		<b>0</b>	<b>2.200.000</b>	<b>0</b>	<b>1.267.870</b>
461 IDMRK	MERAK	0	2.200.000	0	1.267.870
<b>JAWA BARAT</b>		<b>178</b>	<b>488</b>	<b>3.679</b>	<b>16.446</b>
463 IDCBN	CIREBON/PENGGUNG	0	0	0	0
466 IDBDO	HUSEIN SASTRANEGARA	0	0	0	0
468 IDBND	GEDE BAGE-BANDUNG (POS)	178	486	3.679	15.054
470 IDCRB	CIREBON (POS)	0	2	0	1.392
<b>JAWA TENGAH</b>		<b>7.641.313</b>	<b>19.714.503</b>	<b>26.417.750</b>	<b>76.536.296</b>
494 IDTES	TANJUNG EMAS	7.634.746	19.700.464	26.331.168	76.356.687
496 IDSRG	ACHMAD YANI (U)	5.719	10.068	74.037	120.114
497 IDSMR	SEMARANG (POS)	466	2.261	10.078	31.105
498 IDSOC	JEBRES/ADI SUMARMO	382	1.710	2.467	28.390
<b>DI YOGYAKARTA</b>		<b>589</b>	<b>27.790</b>	<b>10.596</b>	<b>69.507</b>
531 IDJOG	ADI SUCIPTO (U)	514	3.672	7.818	60.758
532 IDJOK	YOGYAKARTA (POS)	75	24.118	2.778	8.749
<b>JAWA TIMUR</b>		<b>22.878.552</b>	<b>112.799.521</b>	<b>33.703.113</b>	<b>125.952.871</b>
563 IDTPE	TANJUNG PERAK	22.742.788	111.790.780	31.134.669	114.445.408
564 IDPAZ	PASURUAN	0	395.097	0	1.197.955
565 IDPRO	PROBOLINGGO	19.958	131.299	163.469	1.164.697
567 IDBJU	BANYUWANGI	0	0	0	0
587 IDSUB	JUANDA (U)-SURABAYA	29.389	101.016	2.050.868	7.416.140
588 IDSUR	SURABAYA (POS)	86.417	348.026	354.107	1.466.827
592 IDRAM	RAMBIPUJI-JEMBER	0	33.303	0	261.844
<b>BALI</b>		<b>26.170</b>	<b>201.030</b>	<b>1.656.709</b>	<b>4.954.990</b>
613 IDBOA	BENOA/LOLOAN	19.536	147.007	2.465	385.519
620 IDDPS	NGURAH RAI (U)	6.634	54.023	1.654.244	4.569.471
<b>KALIMANTAN TIMUR</b>		<b>0</b>	<b>26.963</b>	<b>0</b>	<b>373.552</b>
803 IDBPP	BALIKPAPAN	0	26.963	0	373.552
<b>T O T A L</b>		<b>311.784.535</b>	<b>850.816.600</b>	<b>1.267.523.031</b>	<b>3.294.603.979</b>