Katalog/*Catalog*: 8202002

BULETIN
STATISTIK PERDAGANGAN LUAR NEGERI

EKSPOR

https://www.bps.go.id

MENURUT KELOMPOK KOMODITI DAN NEGARA
AGUSTUS 2021

BADAN PUSAT STATISTIK

BULETIN
STATISTIK PERDAGANGAN LUAR NEGERI

EKSPOR

https://www.bps.go.id

MENURUT KELOMPOK KOMODITI DAN NEGARA

AGUSTUS 2021

Buletin Statistik Perdagangan Luar Negeri Ekspor Menurut Kelompok Komoditi dan Negara, Agustus 2021

ISSN : 2745-3995
No. Publikasi: 06100.2162
Katalog: 8202002

Ukuran Buku: -
Jumlah Halaman: vi + 240 halaman

Naskah:
Direktorat Statistik Distribusi

Penyunting:
Direktorat Statistik Distribusi

Desain Kover :
Direktorat Diseminasi Statistik

Diterbitkan oleh:
© Badan Pusat Statistik

Sumber Ilustrasi: -

Dilarang mengumumkan, mendistribusikan, mengkomunikasikan, dan/atau menggandakan sebagian atau seluruh isi buku ini untuk tujuan komersial tanpa izin tertulis dari Badan Pusat Statistik

https://www.bps.go.id

KATA PENGANTAR

Buletin Statistik Perdagangan Luar Negeri Ekspor yang diterbitkan secara bulanan oleh Badan Pusat Statistik (BPS), memuat data ekspor menurut sektor pertanian, industri pengolahan, pertambangan, dan lainnya, serta perkembangan ekspor Indonesia menurut negara tujuan. Data ekspor yang disajikan adalah data ekspor Agustus 2021. Pada terbitan ini pengelompokan komoditi menurut sektor mengikuti struktur KBLI 2015.

Buletin Ekspor ini juga memuat penjelasan ringkas tentang perbandingan, pertumbuhan, dan peranan ekspor dari komoditas dominan atau signifikan. Diharapkan buletin ini dapat membantu para pengguna data, utamanya pengguna data ekspor dalam menyusun perencanaan dan kebijakan yang terkait dengan masalah ekspor atau perekonomian lainnya.

Kepada pengguna data diharapkan dapat memberikan saran dan kritik yang konstruktif guna perbaikan buletin ini untuk masa yang akan datang. Akhirnya, ucapan terima kasih disampaikan kepada semua pihak yang telah memungkinkan terbitnya buletin ini. Semoga bermanfaat.

https://www.bps.go.id

Jakarta, Oktober 2021

Kepala Badan Pusat Statistik

Margo Yuwono

Daftar Isi

Halaman

Kata Pengantar iii
Daftar Isi iv
Penjelasan 1
Ringkasan 4

Tabel-tabel

Tabel 1. Ringkasan Perkembangan Ekspor Indonesia Januari–Agustus 2021 14

Tabel 2. Perkembangan Ekspor Komoditi Pertanian Januari–Agustus 2021 14

Tabel 3. Perkembangan Ekspor Komoditi Industri Pengolahan Januari–Agustus 2021 15

Tabel 4. Perkembangan Ekspor Komoditi Pertambangan Januari–Agustus 2021 20

Tabel 5. Perkembangan Ekspor Komoditi Lainnya Januari–Agustus 2021 20

Tabel 6. Perkembangan Ekspor Indonesia Menurut Komoditi dan Negara Tujuan Januari–Agustus 2021 21

https://www.bps.go.id

EKSPOR MENURUT KOMODITI DAN NEGARA

Ekspor Indonesia Januari-Agustus 2021 : US$143,68 miliar

- Minyak bumi dan gas (migas) US$7.891,6 juta
- Nonmigas US$135.791,6 juta

Migas:

- Minyak mentah US$2.347,3 juta
- Hasil minyak US$1.154,7 juta
- Gas US$4.389,6 juta

Nonmigas:

- Pertanian US$2.602,6 juta
- Industri pengolahan US$112.188,0 juta
- Pertambangan dan lainnya US$21.001,0 juta.

EKSPOR MIGAS

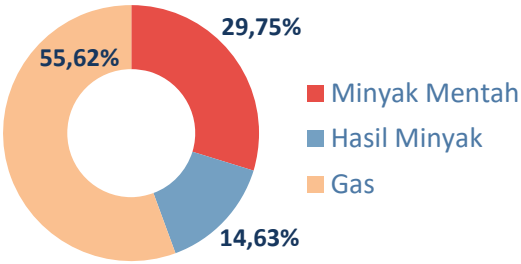

EKSPOR NONMIGAS

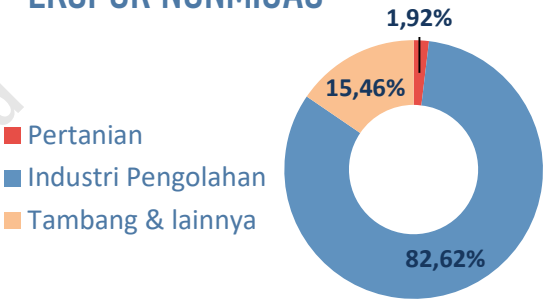

https://www.bps.go.id

Ekspor migas dan nonmigas Indonesia ke beberapa negara di Asia pada Agustus 2021 serta perubahannya (*year on year*)

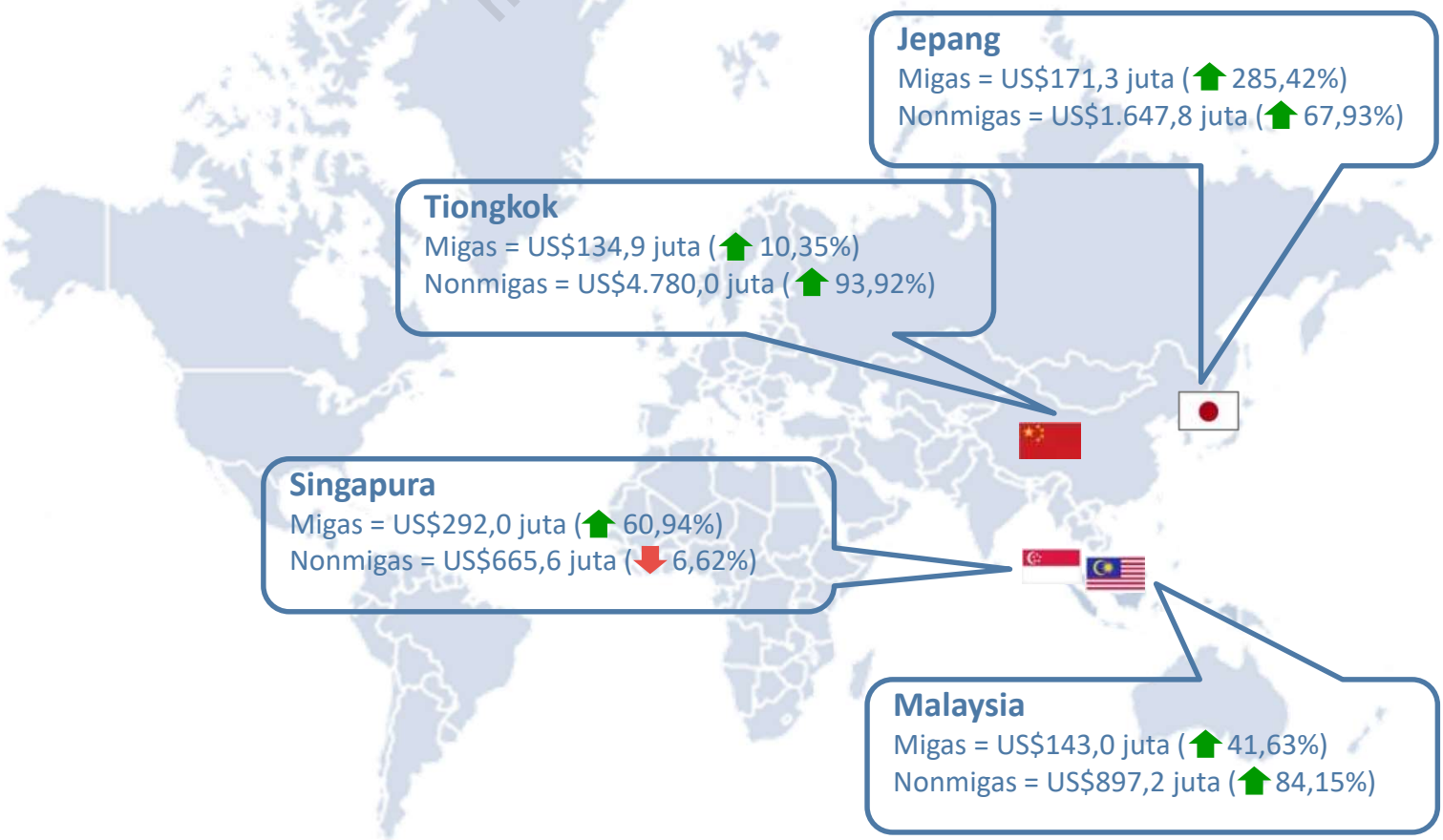

https://www.bps.go.id

PENJELASAN

A. PENDAHULUAN

Penyajian buku publikasi Buletin Statistik Perdagangan Luar Negeri Ekspor menurut Komoditi dan Negara Agustus 2021 terdiri dari :

- Bagian ulasan yang menjelaskan tentang ringkasan ekspor Indonesia dari sisi migas dan nonmigas, perkembangan nilai ekspor Indonesia (FOB), Tabel A. Ringkasan Ekspor Nonmigas Indonesia, Tabel B. Perkembangan Ekspor Migas dan Nonmigas Indonesia menurut Negara Tujuan, Tabel C. Ekspor Utama Komoditas Nonmigas.
- Bagian lampiran yang berisi Tabel 1. Ringkasan Perkembangan Ekspor Indonesia, Tabel 2. Perkembangan Ekspor Komoditas Pertanian, Tabel 3. Perkembangan Ekspor Komoditas Industri Pengolahan, Tabel 4. Perkembangan Ekspor Komoditas Pertambangan, Tabel 5. Perkembangan Ekspor Komoditas Lainnya dan Tabel 6. Perkembangan Ekspor Indonesia Menurut Komoditas dan Negara.

https://www.bps.go.id

B. DAERAH PENCATATAN

Daerah pencatatan statistik dalam publikasi ini meliputi seluruh wilayah Republik Indonesia.

C. SUMBER DATA

Data ekspor dikumpulkan berdasarkan dokumen ekspor atau Pemberitahuan Ekspor Barang (PEB) yang diisi oleh eksportir dan telah diberikan ijin muat oleh Kantor Pelayanan Bea dan Cukai, selanjutnya dikirim ke Badan Pusat Statistik (BPS) dan Bank Indonesia (BI). Sejak tahun 2015, BPS juga mengumpulkan beberapa dokumen dari sumber data lainnya yaitu catatan instansi lain, PT. POS Indonesia, dan pendataan ekspor perbatasan laut.

D. SISTEM PERDAGANGAN

Pencatatan Statistik Perdagangan Luar Negeri menggunakan sistem perdagangan umum (*General Trade*) dimana pencatatan dilakukan dari dokumen PEB yang dimuat dari pelabuhan di seluruh wilayah Indonesia termasuk kawasan berikat.

E. RUANG LINGKUP

Pencatatan Statistik Ekspor meliputi seluruh barang yang keluar dari wilayah Republik Indonesia, baik yang bersifat komersial maupun bukan komersial seperti bantuan barang kredit lunak, hadiah dan sebagainya.

a. Ekspor kapal laut dan pesawat udara termasuk dalam statistik ekspor sedangkan ekspor *bunker oil* untuk kapal tidak tercatat dalam publikasi ini.

b. Barang-barang yang diolah di luar negeri tetap dicatat sebagai ekspor, meskipun hasil olahan barang tersebut akan kembali masuk ke wilayah Indonesia.

c. Barang-barang berikut ini tidak termasuk dalam statistik ekspor, yaitu: pakaian dan barang-barang perhiasan penumpang, barang-barang yang dikirim untuk perwakilan Indonesia di luar negeri, barang-barang untuk ekspedisi dan ekshibisi/pameran, pembungkus/peti kemas untuk diisi di luar negeri, uang dan surat-surat berharga, barang-barang contoh dan barang-barang yang dikirim ke luar negeri untuk diperbaiki.

https://www.bps.go.id

F. SISTEM PENGOLAHAN

Data dalam publikasi ini mencakup dokumen-dokumen ekspor periode pencatatan Agustus 2021 yang diterima Badan Pusat Statistik, yang terdiri dari dokumen kepabeanan (PEB) dan dokumen dari sumber lainnya (Non-PEB).

G. KLASIFIKASI KELOMPOK KOMODITAS

Sejak tahun 2016, kelompok komoditas yang ditampilkan merupakan gabungan dari beberapa kode HS dengan pendekatan struktur KBLI 2015.

H. PERIODE REFERENSI

Periode penentuan ekspor adalah tanggal diberikannya izin muat barang tersebut oleh pejabat Kantor Pelayanan Bea dan Cukai setelah diadakan pemeriksaan seperlunya.

I. NILAI BARANG

Nilai barang yang dicatat untuk Statistik Ekspor adalah nilai FOB (dolar AS).

J. SATUAN BARANG

Sejak tahun 1975 ekspor disajikan dalam berat bersih (kg).

K. NEGARA TUJUAN

Yang dimaksud dengan negara tujuan adalah negara tujuan akhir yang diketahui dimana barang tersebut akan dikonsumsi atau diperdagangkan.

https://www.bps.go.id

RINGKASAN

Ekspor Indonesia selama Januari–Agustus 2021 mencapai volume 414.481,8 ribu ton dengan nilai US$143.683,2 juta, yang terdiri dari US$7.891,6 juta hasil ekspor minyak bumi dan gas serta US$135.791,6 juta hasil ekspor komoditas nonmigas.

Dibandingkan periode yang sama tahun 2020, nilai ekspor tahun 2021 naik US$40.609,0 juta. Peningkatan ini karena adanya peningkatan ekspor komoditas nonmigas senilai US$37.905,5 juta dan ekspor komoditas migas senilai US$2.703,5 juta. Pada Agustus 2021 harga minyak mentah Indonesia US$67,80 per barel, naik sebesar US$26,17 per barel dibandingkan Agustus 2020.

Gambar 1. Komposisi Nilai Ekspor Indonesia Januari–Agustus 2020 dan 2021

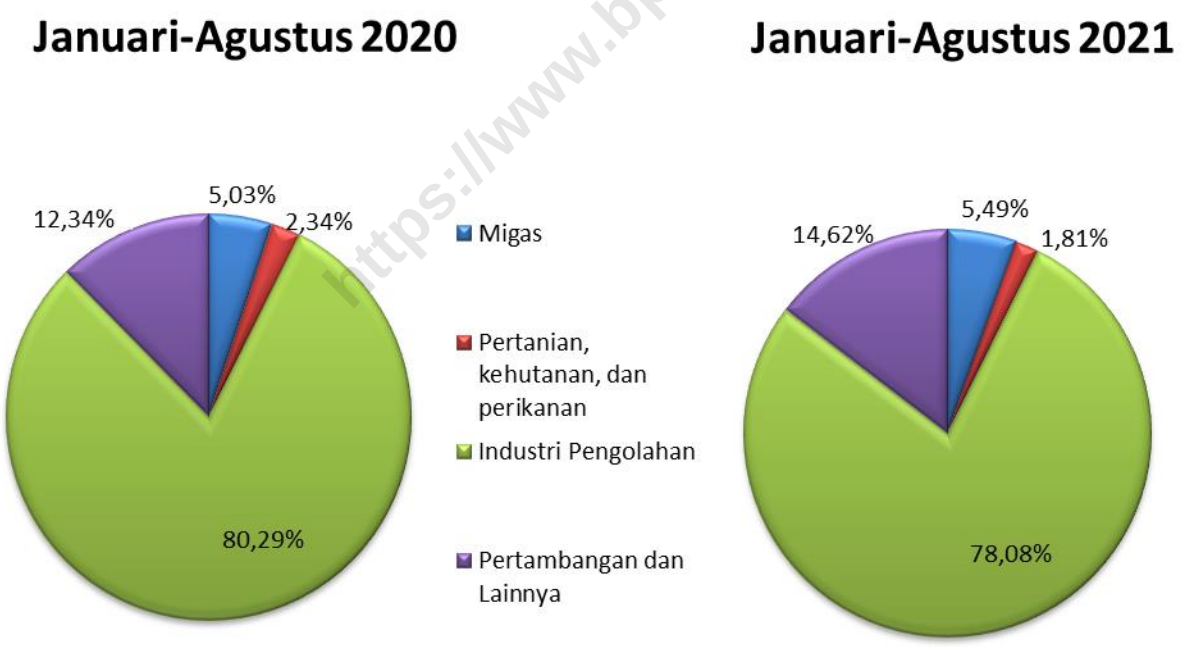

https://www.bps.go.id

Sumber: Dokumen PEB dan Non-PEB, diolah

Gambar 1 menyajikan komposisi nilai ekspor selama Januari–Agustus 2020 dan 2021. Perkembangan nilai ekspor dari Agustus 2020 sampai dengan Agustus 2021 disajikan pada

Gambar 2, 3, dan 4. Nilai ekspor kelompok migas pada Januari–Agustus 2020 sebesar US$5.188,1 juta yang terdiri dari minyak mentah, hasil minyak dan gas masing-masing senilai US$525,8 juta, US$1.006,9 juta, dan US$3.655,4 juta. Sedangkan pada Januari–Agustus 2021 nilai ekspor untuk kelompok migas masing-masing sebesar US$2.347,3 juta, US$1.154,7 juta dan US$4.389,6 juta.

Gambar 2. Perkembangan Nilai Ekspor Migas dan Nonmigas Agustus 2020–Agustus 2021

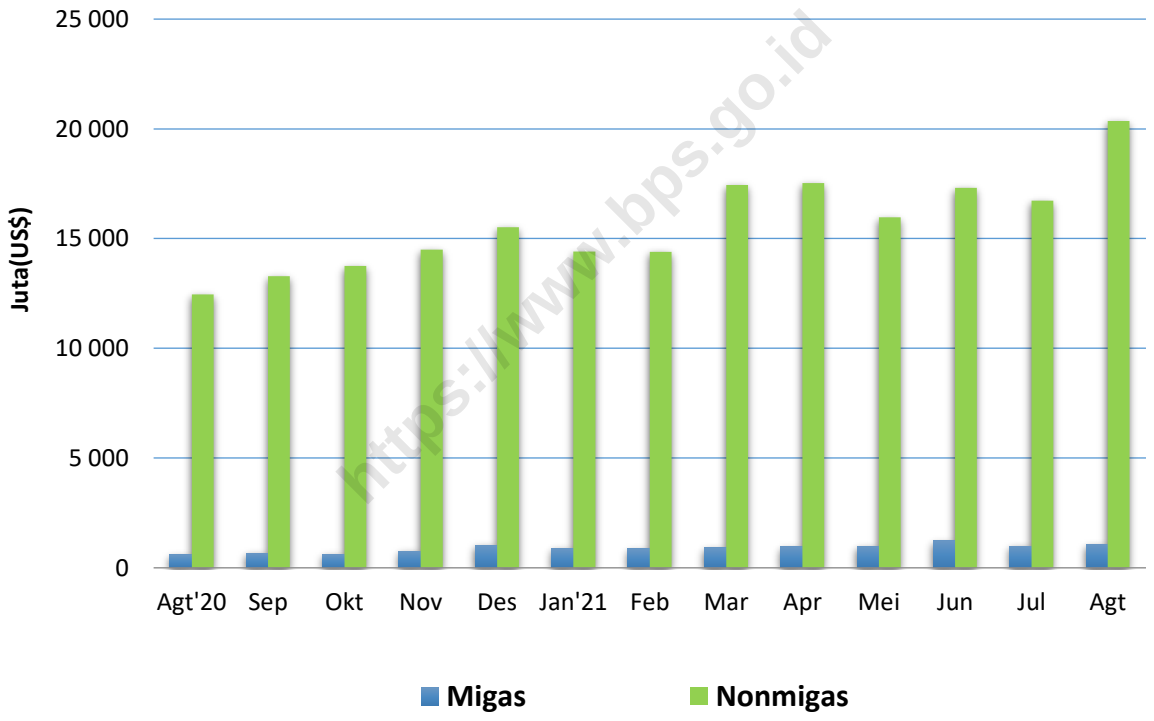

https://www.bps.go.id

Sumber: Dokumen PEB dan Non-PEB, diolah

Nilai ekspor untuk kelompok nonmigas yang terdiri dari pertanian, kehutanan dan perikanan; industri pengolahan; serta pertambangan dan lainnya pada Januari–Agustus 2020 masing-masing US$2.402,5 juta, US$82.761,8 juta, dan US$12.721,8 juta. Sementara itu pada Januari–Agustus 2021 nilai ekspor masing-masing kelompok nonmigas tersebut mencapai US$2.602,6 juta, US$112.188,0 juta, dan US$21.001,0 juta.

Gambar 3. Perkembangan Nilai Ekspor Komoditas Migas
Agustus 2020–Agustus 2021

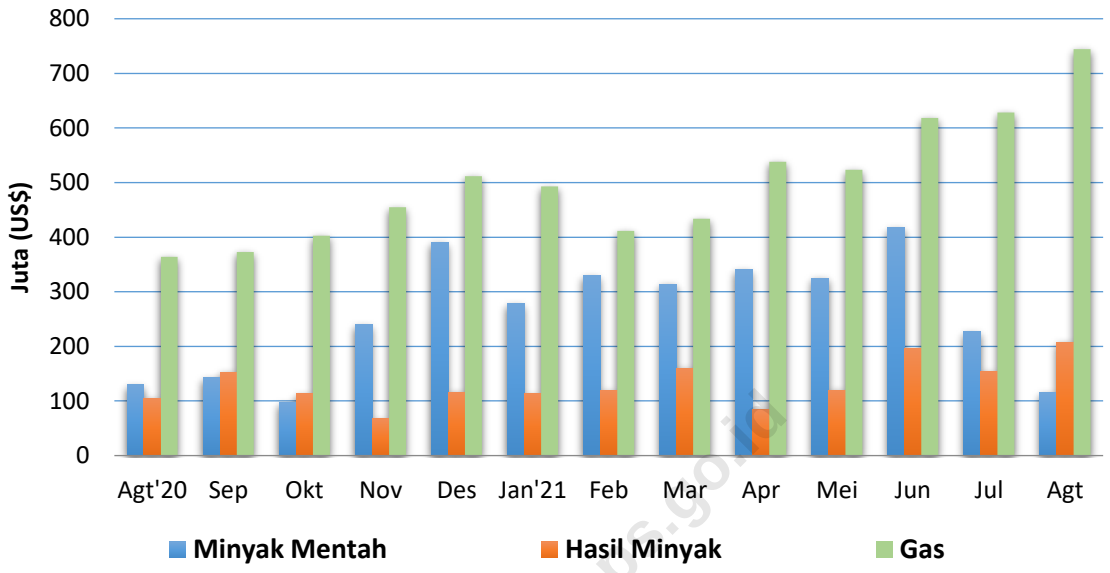

Sumber: Dokumen PEB dan Non-PEB, diolah

https://www.bps.go.id

Gambar 4. Perkembangan Nilai Ekspor Komoditas Nonmigas
Agustus 2020–Agustus 2021

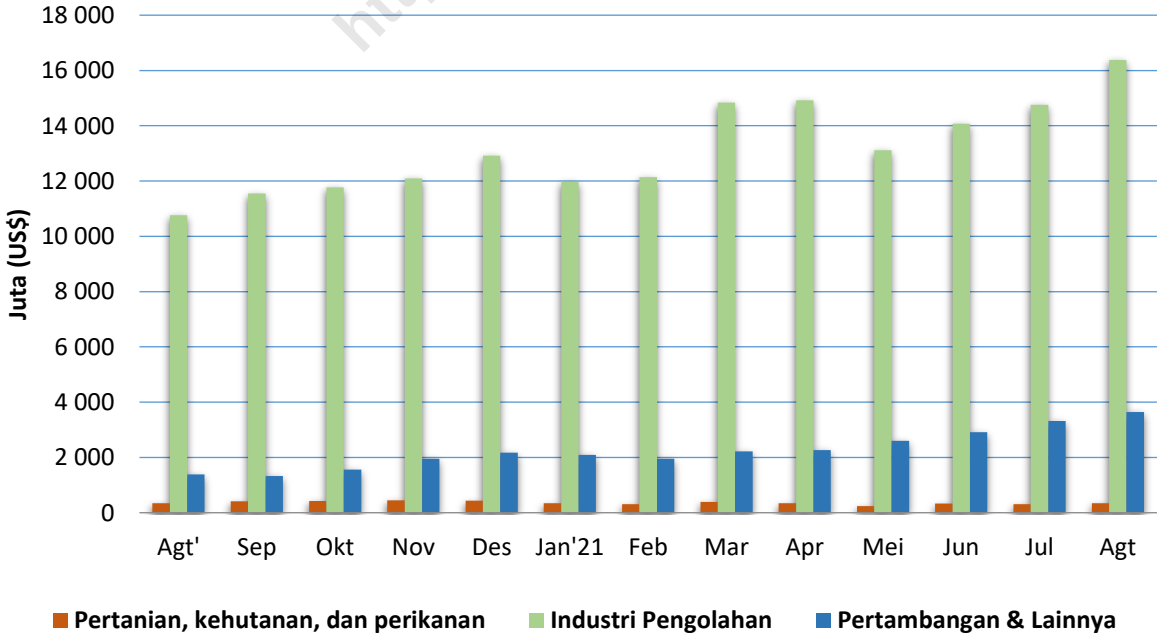

Sumber: Dokumen PEB dan Non-PEB, diolah

Tabel A. Ringkasan Ekspor Nonmigas Indonesia (Juta US$)
Agustus 2019–Agustus 2021

Tahun dan Bulan		Pertanian, kehutanan, dan perikanan	Industri Pengolahan	Pertambangan & Lainnya	Total Nonmigas
[1]		[2]	[3]	[4]	[5]
2019					
	Agustus	337,9	11.238,5	1.842,7	13.419,1
	September	356,2	10.845,0	2.075,9	13.277,1
	Oktober	339,4	11.350,3	2.331,8	14.021,5
	November	335,0	10.585,9	1.989,9	12.910,8
	Desember	369,8	10.842,2	2.083,5	13.295,5
2020[r]					
	Januari	295,7	10.738,0	1.787,4	12.821,1
	Februari	299,1	11.140,5	1.797,3	13.236,9
	Maret	315,0	11.118,7	1.980,2	13.413,9
	April	283,8	9.772,8	1.541,1	11.597,7
	Mei	235,6	8.328,9	1.327,2	9.891,7
	Juni	281,2	9.647,9	1.510,3	11.439,4
	Juli	349,6	11.287,6	1.392,3	13.029,5
	Agustus	342,3	10.727,4	1.386,0	12.455,7
	September	414,8	11.544,8	1.329,3	13.288,9
	Oktober	420,5	11.770,1	1.558,3	13.748,9
	November	448,0	12.095,0	1.953,1	14.496,2
	Desember	433,1	12 915,3	2.172,4	15.520,8
2021					
	Januari	338,8	11.981,4	2.089,7	14.409,9
	Februari	310,2	12.135,9	1.949,5	14.395,6
	Maret	395,3	14.835,2	2.216,0	17.446,5
	April	339,2	14.920,3	2.268,8	17.528,3
	Mei	243,5	13.115,3	2.605,7	15.964,5
	Juni	362,2	14.072,4	2.911,8	17.310,4
	Juli[r]	306,8	14.753,7	3.315,7	18.376,2
	Agustus	342,7	16.373,9	3.643,7	20.360,3

Sumber: Dokumen PEB dan Non-PEB, diolah

Keterangan: [r] = Angka revisi

https://www.bps.go.id

Tabel 1 pada publikasi ini berisi ringkasan perkembangan ekspor Indonesia. Dari tabel ini terlihat bahwa perolehan ekspor nonmigas terbesar pada Januari–Agustus 2021 berasal dari industri pengolahan dengan nilai US$112.188,0 juta atau sekitar 78,08 persen dari total ekspor. Demikian juga pada Januari–Agustus 2020 perolehan ekspor terbesar juga berasal dari industri pengolahan dengan nilai US$82.761,8 juta atau sekitar 80,29 persen dari total ekspor. Jika dibandingkan periode yang sama tahun sebelumnya, industri pengolahan pada Januari–Agustus 2021 mengalami peningkatan 35,56 persen.

Tabel 2 berisi perkembangan ekspor komoditas pertanian, kehutanan, dan perikanan. Pada Januari–Agustus 2021, sepuluh komoditas andalan pertanian terbesar adalah tanaman obat, aromatik, dan rempah-rempah dengan nilai US$510,9 juta (19,63 persen); kopi dengan nilai US$472,4 juta (18,15 persen); sarang burung dengan nilai US$351,7 juta (13,52 persen); hasil hutan bukan kayu lainnya dengan nilai US$243,4 juta (9,35 persen); buah-buahan tahunan dengan nilai US$216,8 juta (8,33 persen); rumput laut dan ganggang lainnya dengan nilai US$132,1 juta (5,08 persen); ikan segar/dingin hasil tangkap dengan nilai US$81,1 juta (3,12 persen); cengkeh dengan nilai US$71,0 juta (2,73 persen); lada putih dengan nilai US$53,8 juta (2,07 persen); dan kepiting dengan nilai US$50,1 juta (1,93 persen).

Tabel 3 berisi perkembangan ekspor komoditas industri pengolahan. Pada Januari–Agustus 2021, sepuluh komoditas andalan industri pengolahan adalah minyak kelapa sawit dengan nilai U$18.548,6 juta (16,53 persen); besi/baja dengan nilai US$12.583,7 juta (11,22 persen); kimia dasar organik yang bersumber dari hasil pertanian dengan nilai US$4.368,6 juta (3,89 persen); pakaian jadi (konveksi) dari tekstil dengan nilai US$4.302,5 juta (3,84 persen); peralatan listrik dengan nilai US$4.142,2 juta (3,69 persen); sepatu olahraga dengan nilai US$2.832,6 juta (2,52 persen); karet remah (*crumb rubber*) dengan nilai US$2.649,4 juta (2,36 persen); kendaraan bermotor roda empat atau lebih dengan nilai US$2.408,7 juta (2,15 persen); logam dasar mulia dengan nilai US$2.058,3 juta (1,83 persen); dan bubur kertas (pulp) dengan nilai US$2.010,1 juta (1,79 persen).

Tabel 4 berisi perkembangan ekspor komoditas pertambangan dan Tabel 5 berisi perkembangan ekspor menurut komoditas lainnya seperti barang bukan logam daur ulang dan rongsokan kapal. Pada Januari–Agustus 2021, komoditas andalan sektor pertambangan adalah batu bara dengan nilai US$14.555,4 juta (69,31 persen) dan bijih tembaga dengan nilai

https://www.bps.go.id

US$3.152,5 juta (15,01 persen). Ekspor batu bara meningkat 47,35 persen dibanding periode yang sama tahun sebelumnya, demikian juga ekspor bijih tembaga naik 266,77 persen.

Secara garis besar perkembangan ekspor nonmigas selama ini lebih banyak bertumpu pada 15 komoditas utama (ringkasan disajikan pada Tabel B yang diurutkan menurut nilai ekspor nonmigas). Lima belas komoditas tersebut pada Januari–Agustus 2021 menyumbang sekitar 58,94 persen dari ekspor nonmigas.

Nilai ekspor minyak kelapa sawit pada Januari–Agustus 2021 naik US$7.764,1 juta dari tahun sebelumnya, sehingga komoditas ini menyumbang sekitar 13,66 persen ekspor nonmigas nasional. Selanjutnya nilai ekspor batu bara berada pada posisi kedua, nilai ekspornya pada Januari–Agustus 2021 naik US$4.677,2 juta menjadi US$14.555,4 juta.

Sejalan dengan batubara, pada Januari–Agustus 2021 nilai ekspor besi/baja meningkat sebesar US$6.072,0 juta atau 93,25 persen dibanding tahun sebelumnya. Nilai ekspor kimia dasar organik yang bersumber dari hasil pertanian naik 77,64 persen, demikian juga pakaian jadi (konveksi) dari tekstil naik 7,96 persen.

Pada Januari–Agustus 2021, nilai ekspor komoditas peralatan listrik mengalami peningkatan sekitar US$978,1 juta (30,91 persen) dibanding periode tahun sebelumnya dan peranannya mencapai 3,05 persen terhadap total ekspor nonmigas. Nilai ekspor bijih tembaga naik US$2.293,0 juta (266,77 persen) dibanding Januari–Agustus 2020 dan peranannya mencapai 2,32 persen.

Nilai ekspor sepatu olahraga pada Januari–Agustus 2021 peranannya mencapai 2,09 persen dari keseluruhan ekspor nonmigas, sedangkan nilai ekspor lignit pada Januari–Agustus 2021 peranannya mencapai 2,01 persen dari keseluruhan ekspor nonmigas.

Nilai ekspor karet remah (*crumb rubber*) naik US$813,5 juta dibanding tahun sebelumnya dan peranannya mencapai 1,95 persen dari ekspor nonmigas, demikian juga nilai ekspor kendaraan bermotor roda empat atau lebih pada Januari–Agustus 2021 naik 36,95 persen dibanding tahun lalu dan peranannya mencapai 1,77 persen. Nilai ekspor logam dasar mulia turun US$3.356,6 juta dibanding tahun sebelumnya dan peranannya terhadap ekspor nonmigas adalah 1,52 persen. Nilai ekspor bubur kertas (pulp) naik US$338,8 juta dan peranannya mencapai 1,48 persen. Nilai ekspor tembaga naik US$669,3 juta menjadi

https://www.bps.go.id

US$1.915,2 juta, demikian juga nilai ekspor kimia dasar organik yang bersumber dari minyak naik US$987,1 juta menjadi US$1.782,0 juta.

Tabel B. Ekspor Utama Komoditas Nonmigas
Januari–Agustus 2020 dan 2021

Komoditas	Nilai FOB (juta US$)		Perubahan		% Peran 2021(Thd Nonmigas)
	2020	2021	Absolut	Persen	
(1)	(2)	(3)	(4)	(5)	(6)
Minyak Kelapa Sawit	10.784,5	18.548,6	7.764,1	71,99	13,66
Batu Bara	9.878,2	14.555,4	4.677,2	47,35	10,72
Besi/Baja	6.511,7	12.583,7	6.072,0	93,25	9,27
Kimia Dasar Organik yang Bersumber dari Hasil Pertanian	2.459,3	4.368,6	1.909,3	77,64	3,22
Pakaian Jadi (Konveksi) dari Tekstil	3.985,3	4.302,5	317,2	7,96	3,17
Peralatan Listrik	3.164,1	4.142,2	978,1	30,91	3,05
Bijih Tembaga	859,5	3.152,5	2.293,0	266,77	2,32
Sepatu Olahraga	2.203,1	2.832,6	629,5	28,58	2,09
Lignit	1.377,5	2.729,7	1.352,2	98,17	2,01
Karet Remah (Crumb Rubber)	1.835,9	2.649,4	813,5	44,31	1,95
Kendaraan Bermotor Roda 4 atau Lebih	1.758,8	2.408,7	649,9	36,95	1,77
Logam Dasar Mulia	5.414,9	2.058,3	-3.356,6	-61,99	1,52
Bubur Kertas/Pulp	1.671,3	2.010,1	338,8	20,27	1,48
Kimia Dasar Organik yang Bersumber dari Hasil Minyak	1.245,9	1.915,2	669,3	53,72	1,41
Tembaga	794,9	1.782,0	987,1	124,18	1,31
Total Komoditas Utama	**53.945,0**	**80.039,5**	26.094,5	**48,37**	**58,94**

Sumber: Dokumen PEB dan Non-PEB, diolah

https://www.bps.go.id

Tabel 6 berisi perkembangan ekspor menurut komoditas dan negara tujuan. Menurut negara tujuan ekspor (Tabel C), pada Agustus 2021 ekspor migas yang ditujukan ke kawasan Asia Timur tercatat US$508,0 juta, naik 117,60 persen jika dibandingkan tahun lalu. Hal ini sejalan dengan ekspor ke Jepang yang naik 285,42 persen, demikian juga ke Tiongkok naik 10,35 persen. Ekspor ke Asia Selatan dan Tenggara tercatat US$540,1 juta, naik 49,90 persen

dibanding tahun 2020 yang disebabkan oleh peningkatan ekspor ke Singapura dengan persentase peningkatan 60,94 persen, dan Malaysia dengan persentase peningkatan 41,63 persen. Sedangkan ekspor ke Thailand dan Filipina mengalami penurunan dengan persentase penurunan 29,73 persen dan 99,32 persen.

Tabel C. Perkembangan Ekspor Migas & Nonmigas Indonesia Menurut Negara Tujuan, Agustus 2020 dan Agustus 2021 (Juta US$)

Kawasan Negara Tujuan Ekspor	Migas			Nonmigas		
	Agustus 2020	Agustus 2021	Perub (%)	Agustus 2020	Agustus 2021	Perub (%)
(1)	(2)	(3)	(4)	(5)	(6)	(7)
Asia Timur	233,5	508,0	117,60	4.302,8	7.910,0	83,84
- Jepang	44,4	171,3	285,42	981,3	1.647,8	67,93
- Tiongkok	122,3	134,9	10,35	2.465,0	4.780,0	93,92
Asia Selatan & Tenggara	360,3	540,1	49,90	3.631,4	5.813,7	60,10
- Thailand	50,6	35,6	-29,73	331,1	446,1	34,76
- Singapura	181,4	292,0	60,94	712,8	665,6	-6,62
- Filipina	11,3	0,1	-99,32	495,0	707,7	42,97
- Malaysia	101,0	143,0	41,63	487,2	897,2	84,15
Asia Barat	0,3	8,2	2.267,32	364,2	569,1	56,25
Afrika	0,1	0,4	395,17	381,6	789,6	106,92
Australia & Oseania	0,8	0,9	10,76	262,6	366,2	39,42
Amerika Utara	0,0	0,0	-	1.679,2	2.366,8	40,95
- Amerika Serikat	0,0	0,0	-	1.620,1	2.253,7	39,10
Amerika Tengah & Selatan	0,1	0,0	-100,00	223,3	464,5	107,98
Eropa Barat	4,5	9,1	100,28	1.410,6	1.789,2	26,84
Eropa Timur	0,0	0,1	139.155,73	200,0	291,2	45,59
Total Ekspor	599,6	1.066,8	77,93	12.455,7	20.360,3	63,46

Sumber: Dokumen PEB dan Non-PEB, diolah

https://www.bps.go.id

Dari Tabel C terlihat bahwa total ekspor migas pada Agustus 2021 menunjukkan peningkatan 77,93 persen dan nilainya mencapai US$1.066,8 juta. Pada kelompok nonmigas nilai ekspor Agustus 2021 meningkat 63,46 persen dan nilai ekspornya menjadi US$20.360,3 juta. Peningkatan nilai ekspor nonmigas terbesar terjadi ke Tiongkok yaitu US$2.315,0 juta (93,92 persen).

Menurut kelompok negara ekonomi, nilai ekspor pada Januari–Agustus 2021 ke kelompok negara APEC adalah yang terbesar dan mencapai US$105.068,4 juta atau 73,13 persen dari total ekspor. Nilai ekspor ke ASEAN dan NAFTA berturut-turut US$30.907,9 juta (21,51 persen) dan US$17.364,0 juta (12,08 persen). Sementara nilai ekspor ke Uni Eropa sebesar US$11.321,4 juta (7,88 persen) dan ke Timur Tengah sebesar US$3.957,4 juta (2,75 persen).

Jika dibandingkan dengan Januari–Agustus 2020, nilai ekspor ke negara-negara APEC selama Januari–Agustus 2021 naik 42,13 persen. Peningkatan ini terdiri dari peningkatan ekspor ke ASEAN 34,15 persen, NAFTA naik 34,54 persen, dan Jepang naik 26,60 persen, demikian juga ekspor ke Korea Selatan naik 34,75 persen.

Nilai ekspor pada Agustus 2021 ke tujuh negara tujuan utama yaitu Jepang, Korea Selatan, Taiwan, Tiongkok, Singapura, Amerika Serikat dan Jerman mencapai US$11.729,0 juta atau sekitar 54,74 persen dari total ekspor. Dibandingkan bulan yang sama tahun sebelumnya nilai ini naik US$4.625,5 juta atau 65,11 persen.

https://www.bps.go.id

Gambar 5. Ekspor Indonesia Menurut Negara Tujuan Utama Agustus 2020 dan 2021

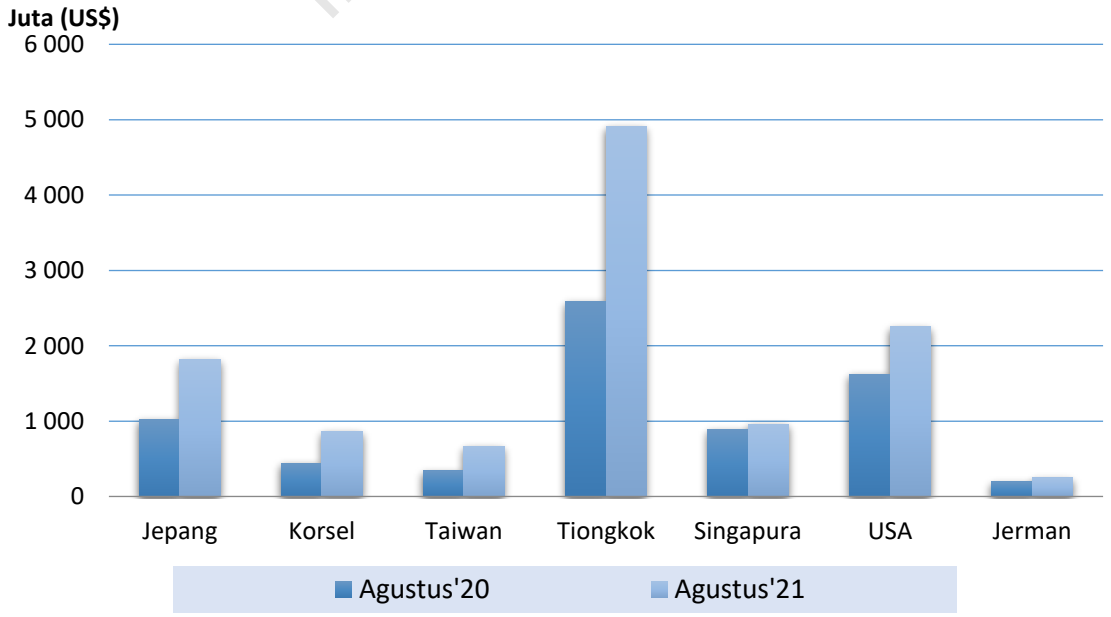

Sumber: Dokumen PEB dan Non-PEB, diolah

Selain tujuh negara tujuan utama tersebut, beberapa negara tujuan lain yang membeli produk nasional di atas US$100,0 juta pada Agustus 2021 adalah Malaysia, Australia dan Vietnam. Nilai ekspor ke tiga negara tersebut berturut-turut US$1.040,2 juta, US$272,8 juta, dan US$528,4 juta. Sedangkan negara tujuan ekspor dari kawasan Eropa diantaranya adalah Belanda dan Jerman dengan nilai ekspor masing-masing US$468,0 juta dan US$248,2 juta. Perbandingan nilai ekspor Agustus 2020 dan 2021 ke beberapa negara tujuan utama disajikan pada Gambar 5.

https://www.bps.go.id

TABEL 1. RINGKASAN PERKEMBANGAN EKSPOR INDONESIA
JANUARI-AGUSTUS 2020 DAN 2021

KOMODITI	BERAT BERSIH (RIBU TON)		PERUB	NILAI FOB (JUTA US$)		PERUB
	JAN-AGT 2020	JAN-AGT 2021	%	JAN-AGT 2020	JAN-AGT 2021	%
(1)	(2)	(3)	(4)	(5)	(6)	(7)
TOTAL EKSPOR	**378.071,9**	**414.481,8**	**9,63**	**103.074,2**	**143.683,2**	**39,40**
MIGAS	**17.081,8**	**19.121,4**	**11,94**	**5.188,2**	**7.891,6**	**52,11**
MINYAK MENTAH	1.561,6	5.224,5	234,56	525,8	2.347,4	346,44
HASIL MINYAK	3.465,7	2.299,4	-33,65	1.006,9	1.154,7	14,68
GAS	12.054,5	11.597,5	-3,79	3.655,4	4.389,6	20,09
NON MIGAS	**360.990,1**	**395.360,4**	**9,52**	**97.886,1**	**135.791,6**	**38,72**
PERTANIAN, KEHUTANAN, DAN PERIKANAN	3.538,2	3.836,0	8,42	2.402,4	2.602,6	8,33
INDUSTRI PENGOLAHAN	67.528,0	79.857,1	18,26	82.761,8	112.188,0	35,56
PERTAMBANGAN	289.920,1	311.661,3	7,50	12.718,8	20.996,3	65,08
LAINNYA	3,8	6,0	57,89	3,0	4,6	53,33

TABEL 2. PERKEMBANGAN EKSPOR KOMODITI PERTANIAN
JANUARI-AGUSTUS 2020 DAN 2021

KOMODITI	BERAT BERSIH (TON)		PERUB	NILAI FOB (RIBU US$)		PERUB
	JAN-AGT 2020	JAN-AGT 2021	%	JAN-AGT 2020	JAN-AGT 2021	%
(1)	(2)	(3)	(4)	(5)	(6)	(7)
TOTAL PERTANIAN, KEHUTANAN, DAN PERIKANAN	**3.538.176,6**	**3.836.022,9**	**8,42**	**2.402.448,9**	**2.602.598,2**	**8,33**
PERTANIAN TANAMAN SEMUSIM	135.365,6	66.500,1	-50,87	131.165,8	94.272,9	-28,13
SAYUR-SAYURAN	55.504,2	36.515,1	-34,21	44.048,5	29.824,2	-32,29
TEMBAKAU	6.274,7	4.817,3	-23,23	40.740,1	38.182,7	-6,28
JAGUNG	51.027,3	1.672,3	-96,72	13.099,6	2.676,2	-79,57
BUNGA	633,5	686,5	8,37	2.782,0	2.454,3	-11,78
BIJI-BIJIAN	3.135,2	2.979,6	-4,96	2.606,8	1.934,0	-25,81
TANAMAN BERSERAT	5.323,5	7.614,9	43,04	4.433,4	6.497,2	46,55
KACANG TANAH	1.005,2	1.032,9	2,76	2.129,5	2.035,4	-4,42
UMBI-UMBIAN	10.607,7	9.227,2	-13,01	18.414,3	7.136,6	-61,24
BIBIT BUNGA	0,8	0,8	0,00	2.144,7	2.389,1	11,40
BUAH-BUAHAN SEMUSIM	262,6	118,4	-54,91	143,4	77,3	-46,09
TANAMAN SEMUSIM LAINNYA	1.590,9	1.835,2	15,36	623,5	1.065,8	70,94
PERTANIAN TANAMAN TAHUNAN	1.090.548,5	1.066.638,7	-2,19	1.358.940,9	1.416.457,1	4,23
KOPI	218.099,8	217.153,6	-0,43	501.185,3	472.430,1	-5,74
TANAMAN OBAT, AROMATIK, DAN REMPAH-REMPAH	185.016,7	206.993,2	11,88	386.705,5	510.923,8	32,12
LADA HITAM	10.889,4	9.701,1	-10,91	24.945,8	29.979,9	20,18
LADA PUTIH	14.283,5	12.413,0	-13,10	42.008,3	53.811,8	28,10
BIJI KAKAO	17.028,3	15.152,1	-11,02	46.901,8	37.468,1	-20,11
CENGKEH	20.742,9	15.635,6	-24,62	77.327,0	71.015,5	-8,16
LADA LAINNYA	2.900,8	2.685,1	-7,44	9.805,9	14.197,8	44,79
TEH	4.883,9	2.780,3	-43,07	10.563,5	5.686,1	-46,17
KARET ALAM	3.687,5	1.687,2	-54,25	4.398,4	3.335,6	-24,16
TANAMAN TAHUNAN LAINNYA	260,3	217,5	-16,44	462,6	855,4	84,91
BUAH-BUAHAN TAHUNAN	612.755,4	582.220,0	-4,98	254.637,0	216.753,1	-14,88
PERTANIAN TANAMAN HIAS DAN PENGEMBANGBIAKAN T	3.016,3	4.057,4	34,52	7.780,1	10.998,1	41,36
TANAMAN HIAS	1.146,0	1.491,9	30,18	1.337,3	1.349,8	0,93
TANAMAN HORTIKULTURA LAINNYA	1.870,4	2.565,5	37,16	6.442,8	9.648,2	49,75
PETERNAKAN	23.428,4	18.898,5	-19,34	330.383,4	395.273,1	19,64
SARANG BURUNG	776,9	1.051,2	35,31	276.469,4	351.744,5	27,23
BABI	22.290,3	17.067,4	-23,43	50.345,7	38.162,7	-24,20
REPTIL	106,6	106,2	-0,38	1.866,2	2.342,1	25,50
TERNAK LAINNYA	254,5	673,7	164,72	1.702,1	3.023,8	77,65
PERBURUAN, PENANGKAPAN DAN PENANGKARAN SATW	0,8	2,8	250,00	173,6	704,4	305,76
SATWA LIAR	0,8	2,8	250,00	173,6	704,4	305,76
PENGUSAHAAN HUTAN	2.143,3	2.946,1	37,46	12.003,1	11.486,1	-4,31
GAHARU	347,3	1.042,3	200,12	10.467,3	8.854,2	-15,41

https://www.bps.go.id

TABEL 2. PERKEMBANGAN EKSPOR KOMODITI PERTANIAN
JANUARI-AGUSTUS 2020 DAN 2021

KOMODITI	BERAT BERSIH (TON)		PERUB	NILAI FOB (RIBU US$)		PERUB
	JAN-AGT 2020	JAN-AGT 2021	%	JAN-AGT 2020	JAN-AGT 2021	%
(1)	(2)	(3)	(4)	(5)	(6)	(7)
BAMBU	1.770,5	1.780,8	0,58	1.333,0	1.685,1	26,41
HASIL HUTAN LAINNYA	25,5	123,0	382,35	202,7	946,8	367,09
PENEBANGAN DAN PEMUNGUTAN KAYU	357,5	158,8	-55,58	188,5	87,2	-53,74
KAYU BAKAR	353,5	158,8	-55,08	135,7	87,0	-35,89
KAYU LAINNYA	4,0	0,1	-97,50	52,8	0,1	-99,81
PEMUNGUTAN HASIL HUTAN BUKAN KAYU	2.115.738,9	2.486.295,4	17,51	226.235,0	285.582,4	26,23
GETAH KARET DAN SEJENISNYA	29.851,1	32.131,7	7,64	29.845,1	41.898,5	40,39
BAHAN ANYAMAN SELAIN BAMBU DAN ROTAN	348,7	110,5	-68,31	217,8	242,9	11,52
HASIL HUTAN BUKAN KAYU LAINNYA	2.085.539,1	2.454.053,2	17,67	196.172,1	243.441,0	24,10
PERIKANAN TANGKAP	57.245,2	56.382,1	-1,51	160.505,9	178.930,3	11,48
IKAN SEGAR / DINGIN HASIL TANGKAP	35.896,2	37.371,5	4,11	78.088,6	81.146,0	3,92
UDANG HASIL TANGKAP	1.786,0	1.543,2	-13,59	29.447,2	15.281,5	-48,11
IKAN HIDUP HASIL TANGKAP	1.130,5	1.422,0	25,79	10.759,6	14.818,9	37,73
KEPITING	5.568,3	9.273,9	66,55	27.614,0	50.134,0	81,55
MOLUSKA	4.969,4	3.165,3	-36,30	6.449,2	6.632,7	2,85
KULIT KERANG DAN LAIN-LAIN	7.779,4	3.534,5	-54,57	6.972,4	10.244,8	46,93
INVERTEBRATA AIR LAINNYA	115,4	71,7	-37,87	1.174,9	672,2	-42,79
PERIKANAN BUDIDAYA	110.332,1	134.143,0	21,58	175.072,5	208.806,7	19,27
RUMPUT LAUT DAN GANGGANG LAINNYA	105.856,6	127.852,6	20,78	115.040,9	132.104,6	14,83
IKAN HIDUP HASIL BUDIDAYA	1.822,0	2.177,4	19,51	21.657,9	23.484,6	8,43
MUTIARA HASIL BUDIDAYA	2,7	4,1	51,85	21.403,2	26.562,3	24,10
UDANG HASIL BUDIDAYA	2.650,9	4.104,3	54,83	16.970,4	26.650,3	57,04
IKAN SEGAR / DINGIN HASIL BUDIDAYA	0,1	4,6	4.500,00	0,1	4,9	4.800,00

https://www.bps.go.id

TABEL 3. PERKEMBANGAN EKSPOR KOMODITI INDUSTRI PENGOLAHAN
JANUARI-AGUSTUS 2020 DAN 2021

KOMODITI	BERAT BERSIH (TON)		PERUB	NILAI FOB (RIBU US$)		PERUB
	JAN-AGT 2020	JAN-AGT 2021	%	JAN-AGT 2020	JAN-AGT 2021	%
(1)	(2)	(3)	(4)	(5)	(6)	(7)
TOTAL INDUSTRI PENGOLAHAN	**67.528.015,0**	**79.857.127,1**	**18,26**	**82.761.803,1**	**112.188.037,8**	**35,56**
INDUSTRI MAKANAN	24.670.379,5	27.554.087,2	11,69	18.649.124,0	28.560.071,7	53,14
MINYAK KELAPA SAWIT	17.074.810,9	18.411.931,5	7,83	10.784.544,9	18.548.560,8	71,99
MINYAK KELAPA	569.656,5	451.664,7	-20,71	469.034,9	684.742,4	45,99
UDANG DIBEKUKAN	108.737,4	108.546,7	-0,18	927.228,5	965.155,3	4,09
MENTEGA, LEMAK DAN MINYAK KAKAO	95.741,1	88.526,3	-7,54	533.954,6	428.067,7	-19,83
MARGARIN	671.105,5	926.171,0	38,01	485.321,7	969.715,5	99,81
BIOTA AIR LAINNYA DIOLAH ATAU DIAWETKAN	50.904,1	55.780,2	9,58	479.404,1	558.990,3	16,60
OLAHAN KOPI DAN TEH	140.936,8	150.927,6	7,09	409.968,3	443.576,9	8,20
IKAN DIBEKUKAN	230.023,3	167.201,0	-27,31	400.739,8	314.827,0	-21,44
BUNGKIL DAN RESIDU	3.132.378,5	3.704.628,4	18,27	440.279,8	805.351,2	82,92
ROTI DAN KUE	179.939,8	192.027,5	6,72	398.036,8	440.410,5	10,65
IKAN DIOLAH ATAU DIAWETKAN	72.213,9	60.301,8	-16,50	275.444,0	227.910,7	-17,26
PASTA KAKAO	44.647,5	38.056,1	-14,76	87.979,0	102.652,5	16,68
FILLET IKAN DIBEKUKAN	40.294,9	53.952,9	33,90	271.780,8	333.992,2	22,89
BUAH DAN SAYUR YANG DIKERINGKAN	99.552,1	104.429,1	4,90	156.284,4	192.423,8	23,12
BUAH DAN SAYUR DIOLAH ATAU DIAWETKAN	119.301,1	153.449,8	28,62	147.990,4	195.943,0	32,40
BIOTA AIR LAINNYA DIBEKUKAN	79.876,8	97.505,4	22,07	281.183,5	344.486,3	22,51
MAKARONI, MIE DAN PRODUK SEJENISNYA	137.824,1	125.633,6	-8,84	223.150,7	199.764,3	-10,48
MINYAK MAKAN DAN LEMAK NABATI	186.181,3	438.531,7	135,54	181.463,4	475.189,4	161,87
MAKANAN DARI COKELAT DAN KEMBANG GULA	37.170,4	45.866,5	23,40	100.176,5	118.469,9	18,26
BUBUK KAKAO	67.993,8	76.049,2	11,85	120.631,0	163.651,3	35,66
SEREALIA YANG DIGILING ATAU DIBERSIHKAN	417.470,2	379.604,4	-9,07	79.408,4	87.681,9	10,42
KEPITING DIOLAH ATAU DIAWETKAN	6.248,4	6.692,1	7,10	110.545,7	199.636,4	80,59

TABEL 3. PERKEMBANGAN EKSPOR KOMODITI INDUSTRI PENGOLAHAN
JANUARI-AGUSTUS 2020 DAN 2021

KOMODITI	BERAT BERSIH (TON)		PERUB	NILAI FOB (RIBU US$)		PERUB
	JAN-AGT 2020	JAN-AGT 2021	%	JAN-AGT 2020	JAN-AGT 2021	%
(1)	(2)	(3)	(4)	(5)	(6)	(7)
IKAN DIGARAMI ATAU DIKERINGKAN	10.100,4	6.677,9	-33,88	58.622,2	52.195,7	-10,96
KAYU MANIS BUBUK	14.130,0	10.154,0	-28,14	52.905,5	46.900,6	-11,35
TETES PEMURNIAN GULA	194.003,1	344.744,2	77,70	35.046,6	58.293,4	66,33
JUS BUAH DAN SAYURAN	16.173,1	20.429,7	26,32	24.648,9	35.171,8	42,69
GLUKOSA DAN SEJENISNYA	60.395,0	52.191,8	-13,58	56.587,9	61.982,4	9,53
BUAH DAN SAYUR BEKU	13.345,2	12.652,3	-5,19	21.494,9	20.638,1	-3,99
KERUPUK, KERIPIK, PEYEK DAN SEJENISNYA	8.958,8	15.982,7	78,40	22.889,5	41.014,7	79,19
TEPUNG TERIGU	38.458,3	33.601,3	-12,63	14.532,7	14.064,3	-3,22
KARAGINAN	8.824,0	9.253,4	4,87	58.971,6	59.023,8	0,09
BIJI PALA, BUNGA PALA DAN KAPULAGA BUBUK	2.616,4	2.550,0	-2,54	25.590,7	24.158,4	-5,60
KOPRA	92.091,9	29.129,4	-68,37	21.815,7	32.880,7	50,72
TEPUNG IKAN & BIOTA AIR LAYAK KONSUMSI	107,7	75,0	-30,36	561,2	610,6	8,80
MINYAK MAKAN DAN LEMAK NABATI DAN HEWANI LAI	136.480,4	212.903,0	56,00	87.255,3	201.763,0	131,23
LADA BUBUK	1.801,6	2.523,5	40,07	7.665,7	11.435,4	49,18
MAKANAN HEWAN	73.697,6	89.212,0	21,05	50.940,9	68.684,1	34,83
DAGING TERNAK	1.347,9	866,2	-35,74	9.278,4	5.138,7	-44,62
ES KRIM	7.432,7	11.703,9	57,46	15.998,3	24.186,3	51,18
OLAHAN SUSU BUBUK DAN SUSU KENTAL	5.197,4	4.461,7	-14,16	13.384,6	13.548,5	1,22
FILLET IKAN SEGAR ATAU DINGIN	1.339,1	1.294,2	-3,35	14.745,4	14.159,8	-3,97
KEPITING DIBEKUKAN	683,1	655,3	-4,07	4.938,4	6.756,9	36,82
OLAHAN PRODUK SUSU LAINNYA	10.010,8	15.316,3	53,00	13.584,0	22.354,5	64,56
KECAP	9.514,9	9.538,3	0,25	14.074,1	14.315,7	1,72
BIOTA AIR LAINNYA DIKERINGKAN/DIASINKAN/DIASAF	5.632,2	6.247,7	10,93	15.527,0	13.904,8	-10,45
BUAH DAN SAYUR YANG DIASINKAN ATAU DIMANISK/	2.779,5	2.297,1	-17,36	8.501,8	7.469,0	-12,15
MAKANAN BAYI	12.549,3	11.951,0	-4,77	41.613,1	41.971,3	0,86
OLAHAN SUSU SEGAR DAN KRIM	5.701,7	5.990,0	5,06	7.168,0	7.888,3	10,05
HERBAL	2.329,4	3.578,1	53,61	26.421,3	40.031,5	51,51
SAUS	5.542,9	5.643,3	1,81	10.378,2	9.600,4	-7,49
TEPUNG SEREALIA LAINNYA	15.024,4	11.253,1	-25,10	16.921,4	23.149,9	36,81
AGAR-AGAR	516,0	827,7	60,41	7.250,2	10.606,2	46,29
PATI UBI KAYU	7.241,7	218.241,7	2.913,68	6.138,9	93.197,5	1418,15
MAKANAN OLAHAN LAINNYA	343.344,7	564.663,8	64,46	519.120,6	681.776,0	31,33
INDUSTRI MINUMAN	116.598,9	145.495,0	24,78	56.196,8	63.400,8	12,82
MINUMAN RINGAN	53.298,1	63.331,1	18,82	42.071,1	48.285,9	14,77
MINUMAN BERALKOHOL	6.816,5	5.069,3	-25,63	5.416,4	4.395,4	-18,85
AIR MINUM DAN AIR MINERAL	56.484,2	77.094,7	36,49	8.709,3	10.719,5	23,08
INDUSTRI PENGOLAHAN TEMBAKAU	84.212,5	78.952,6	-6,25	715.230,3	708.625,8	-0,92
ROKOK KRETEK	58.013,8	57.787,5	-0,39	499.207,1	500.734,1	0,31
TEMBAKAU OLAHAN	22.887,0	17.981,9	-21,43	157.105,3	142.084,0	-9,56
ROKOK DAN CERUTU LAINNYA	3.311,7	3.183,3	-3,88	58.917,9	65.807,7	11,69
INDUSTRI TEKSTIL	1.092.718,8	1.238.682,4	13,36	2.357.979,4	2.947.433,3	25,00
BENANG PINTAL	371.141,9	449.309,2	21,06	795.171,7	1.135.586,4	42,81
KAIN TENUNAN	72.478,6	72.067,7	-0,57	393.440,3	403.862,4	2,65
SERAT STAPEL BUATAN	413.282,6	444.316,5	7,51	438.079,4	684.144,4	56,17
SERAT/BENANG/STRIP FILAMEN BUATAN	91.896,0	125.802,5	36,90	154.154,6	225.519,6	46,29
KAIN RAJUTAN	13.199,8	12.700,3	-3,78	79.199,2	79.625,7	0,54
KAIN SULAMAN/BORDIR	170,8	126,8	-25,76	2.179,7	1.592,1	-26,96
SERAT TEKSTIL	43.819,4	45.475,8	3,78	26.819,8	26.372,2	-1,67
SUTRA	10,1	43,7	332,67	31,8	59,4	86,79
BARANG TEKSTIL LAINNYA	86.719,7	88.839,8	2,44	468.902,9	390.671,0	-16,68
INDUSTRI PAKAIAN JADI	261.986,8	270.023,6	3,07	4.716.946,0	5.300.093,2	12,36
PAKAIAN JADI (KONVEKSI) DARI TEKSTIL	195.813,0	207.967,7	6,21	3.985.270,7	4.302.511,3	7,96
PAKAIAN JADI RAJUTAN	47.495,1	43.777,6	-7,83	524.269,8	764.136,9	45,75
PERLENGKAPAN PAKAIAN DARI TEKSTIL	12.001,6	11.641,1	-3,00	127.946,7	139.062,3	8,69
KAOS KAKI RAJUTAN DAN SEJENISNYA	6.374,8	6.066,8	-4,83	73.475,4	72.480,4	-1,35
PAKAIAN JADI DAN PERLENGKAPANNYA DARI KULIT	302,3	570,3	88,65	5.983,5	21.902,4	266,05
INDUSTRI KULIT, BARANG DARI KULIT DAN ALAS KAKI	175.966,6	221.199,8	25,71	3.587.532,8	4.452.135,8	24,10
SEPATU OLAHRAGA	105.757,2	135.456,1	28,08	2.203.059,7	2.832.615,8	28,58
SEPATU TEKNIK LAPANGAN/KEPERLUAN INDUSTRI	23.406,5	27.223,8	16,31	481.104,0	563.469,2	17,12

https://www.bps.go.id

TABEL 3. PERKEMBANGAN EKSPOR KOMODITI INDUSTRI PENGOLAHAN
JANUARI-AGUSTUS 2020 DAN 2021

KOMODITI	BERAT BERSIH (TON)		PERUB	NILAI FOB (RIBU US$)		PERUB
	JAN-AGT 2020	JAN-AGT 2021	%	JAN-AGT 2020	JAN-AGT 2021	%
(1)	(2)	(3)	(4)	(5)	(6)	(7)
ALAS KAKI UNTUK KEPERLUAN SEHARI-HARI	22.442,1	26.152,7	16,53	484.450,5	493.871,8	1,94
BARANG DARI KULIT DAN KULIT BUATAN UNTUK KEP	21.947,7	29.229,7	33,18	381.202,0	509.531,1	33,66
KULIT DISAMAK	2.413,1	3.137,5	30,02	37.716,5	52.647,9	39,59
INDUSTRI KAYU, BARANG DARI KAYU DAN GABUS (TIDAK	3.072.834,7	3.631.970,0	18,20	2.337.902,4	2.880.575,3	23,21
KAYU LAPIS	1.003.142,6	1.083.306,5	7,99	880.184,3	1.105.024,8	25,54
PANEL KAYU LAINNYA	901.834,6	849.096,0	-5,85	527.460,9	611.084,9	15,85
KAYU OLAHAN	903.373,8	1.377.109,3	52,44	439.738,1	539.375,4	22,66
BARANG BANGUNAN DARI KAYU	127.981,0	162.660,4	27,10	254.904,3	334.493,3	31,22
KERAJINAN UKIRAN DARI KAYU BUKAN MEBELLER	17.677,0	19.400,1	9,75	58.543,9	70.845,3	21,01
BARANG ANYAMAN DARI ROTAN DAN BAMBU	10.894,2	12.027,0	10,40	44.639,8	54.137,8	21,28
KAYU GERGAJIAN	52.050,8	37.450,1	-28,05	43.138,2	31.203,4	-27,67
VENEER	41.079,5	73.544,2	79,03	45.922,3	72.163,0	57,14
BARANG ANYAMAN DARI TANAMAN BUKAN ROTAN D/	2.341,0	4.617,1	97,23	14.030,6	28.917,0	106,10
ALAT DAPUR DARI KAYU, ROTAN DAN BAMBU	5.895,9	6.738,8	14,30	16.154,2	21.046,4	30,28
WADAH DARI KAYU	3.950,9	3.348,9	-15,24	5.113,9	4.684,5	-8,40
BANGUNAN PRAFABRIKASI DARI KAYU	585,9	790,4	34,90	1.130,4	1.231,6	8,95
BARANG DARI KAYU, ROTAN, GABUS LAINNYA	2.027,5	1.881,3	-7,21	6.941,5	6.367,9	-8,26
INDUSTRI KERTAS DAN BARANG DARI KERTAS	8.232.640,6	7.686.296,1	-6,64	4.561.490,0	4.940.663,7	8,31
BUBUR KERTAS (PULP)	3.733.946,1	3.978.289,7	6,54	1.671.337,8	2.010.143,3	20,27
KERTAS TISSUE	1.127.767,1	505.426,3	-55,18	789.658,0	572.143,1	-27,55
KERTAS KHUSUS	216.622,5	260.241,6	20,14	176.898,3	253.796,7	43,47
BARANG DARI KERTAS DAN PAPAN KERTAS LAINNYA	137.523,6	127.772,8	-7,09	177.776,0	184.336,8	3,69
KERTAS DAN PAPAN KERTAS BERGELOMBANG	1.102.602,1	779.909,8	-29,27	404.797,1	394.717,0	-2,49
KEMASAN DAN KOTAK DARI KERTAS DAN KARTON	44.813,9	44.479,7	-0,75	104.259,7	104.098,5	-0,15
KERTAS BUDAYA	18.211,5	16.016,2	-12,05	8.335,2	7.827,0	-6,10
KERTAS LAINNYA	1.851.153,8	1.974.159,9	6,64	1.228.427,8	1.413.601,3	15,07
INDUSTRI PENCETAKAN DAN REPRODUKSI MEDIA REKAI	4.634,5	4.464,3	-3,67	21.915,6	35.809,1	63,40
BARANG HASIL PENCETAKAN UMUM	4.241,8	2.526,6	-40,44	19.700,7	15.009,1	-23,81
BARANG HASIL PENCETAKAN KHUSUS	392,7	1.937,7	393,43	2.213,9	20.799,7	839,50
MEDIA REKAMAN FILM DAN VIDEO	0,0	0,0	-	1,0	0,2	-80,00
INDUSTRI PRODUK DARI BATU BARA DAN PENGILANGAN	300.085,4	165.609,0	-44,81	44.776,2	37.150,7	-17,03
PRODUK DARI BATU BARA	194.334,5	165.606,3	-14,78	41.186,9	37.139,4	-9,83
PEMBUATAN MINYAK PELUMAS	0,9	2,7	200,00	3,2	11,3	253,13
BRIKET BATU BARA	105.750,0	0,0	-100,00	3.586,1	0,0	-100,00
INDUSTRI BAHAN KIMIA DAN BARANG DARI BAHAN KIMIA	12.073.322,7	13.979.887,9	15,79	7.977.939,5	12.285.221,9	53,99
KIMIA DASAR ORGANIK YANG BERSUMBER DARI HAS	3.206.566,0	3.956.804,9	23,40	2.459.305,0	4.368.605,9	77,64
SABUN DAN BAHAN PEMBERSIH KEPERLUAN RUMAH	1.211.318,7	1.328.266,0	9,65	985.980,2	1.245.325,5	26,30
DAMAR BUATAN (RESIN SINTETIS) DAN BAHAN BAKU	934.233,0	814.560,7	-12,81	759.280,3	890.646,9	17,30
PUPUK	2.911.863,2	3.086.422,8	5,99	701.955,2	1.197.125,3	70,54
KIMIA DASAR ORGANIK YANG BERSUMBER DARI MIN	1.823.895,2	2.738.995,1	50,17	794.901,9	1.782.002,6	124,18
KIMIA DASAR ORGANIK LAINNYA	611.834,9	709.280,3	15,93	527.771,3	725.402,9	37,45
BARANG KIMIA LAINNYA	388.507,2	481.379,9	23,91	363.338,7	602.807,3	65,91
MINYAK ATSIRI	55.964,0	56.428,0	0,83	298.501,2	336.511,8	12,73
KIMIA DASAR ORGANIK YANG MENGHASILKAN BAHA	111.906,1	112.648,4	0,66	177.571,1	203.558,2	14,63
PEMBERANTAS HAMA (FORMULASI)	42.628,1	45.404,0	6,51	174.823,0	206.062,2	17,87
KIMIA DASAR ORGANIK UNTUK BAHAN BAKU ZAT WA	19.564,5	20.617,3	5,38	103.488,0	122.679,1	18,54
CAT DAN TINTA CETAK	27.530,6	28.211,9	2,47	94.539,4	113.463,7	20,02
ARANG KAYU	153.714,9	121.608,0	-20,89	111.206,4	98.137,0	-11,75
KARET BUATAN	179.121,8	115.044,2	-35,77	226.529,9	166.595,4	-26,46
PERNIS (TERMASUK MASTIK)	6.726,5	8.935,7	32,84	19.449,0	27.788,3	42,88
PEREKAT/LEM	9.442,3	9.567,3	1,32	27.792,5	29.511,2	6,18
KIMIA DASAR ANORGANIK KHLOR DAN ALKALI	154.661,2	112.965,9	-26,96	31.186,4	25.420,6	-18,49
KOREK API	4.132,4	3.603,7	-12,79	5.597,6	4.982,0	-11,00
LAK	5.356,5	4.160,8	-22,32	7.067,8	8.499,5	20,26
KIMIA DASAR ANORGANIK LAINNYA	214.355,6	224.983,1	4,96	107.654,6	130.096,5	20,85
INDUSTRI FARMASI, PRODUK OBAT KIMIA DAN OBAT TRA	31.110,0	27.606,1	-11,26	427.524,6	374.236,3	-12,46
PRODUK FARMASI	14.793,2	11.749,3	-20,58	333.279,9	256.278,1	-23,10
BAHAN FARMASI	16.061,7	15.205,4	-5,33	92.549,3	115.263,3	24,54
SIMPLISIA (BAHAN OBAT TRADISIONAL)	171,2	513,1	199,71	290,4	866,0	198,21

https://www.bps.go.id

TABEL 3. PERKEMBANGAN EKSPOR KOMODITI INDUSTRI PENGOLAHAN
JANUARI-AGUSTUS 2020 DAN 2021

KOMODITI	BERAT BERSIH (TON)		PERUB	NILAI FOB (RIBU US$)		PERUB
	JAN-AGT 2020	JAN-AGT 2021	%	JAN-AGT 2020	JAN-AGT 2021	%
(1)	(2)	(3)	(4)	(5)	(6)	(7)
PRODUK OBAT TRADISIONAL	83,9	138,2	64,72	1.404,9	1.829,0	30,19
INDUSTRI KARET, BARANG DARI KARET DAN PLASTIK	2.199.233,7	2.410.871,9	9,62	4.208.062,7	5.680.699,7	35,00
KARET ASAP	46.361,3	36.358,9	-21,57	64.699,5	81.296,4	25,65
KARET REMAH (CRUMB RUBBER)	1.417.196,3	1.575.592,1	11,18	1.835.915,9	2.649.399,4	44,31
KARET REMILLING	0,0	6,3	-	0,0	223,8	-
BAN LUAR DAN BAN DALAM	293.328,1	350.565,6	19,51	936.311,7	1.121.307,7	19,76
BARANG PLASTIK LEMBARAN	222.774,9	222.657,0	-0,05	529.579,0	581.340,6	9,77
BARANG DARI PLASTIK UNTUK PENGEMASAN	98.153,2	90.278,7	-8,02	199.293,8	200.306,1	0,51
BARANG DARI KARET UNTUK KEPERLUAN INDUSTRI	16.284,5	25.843,1	58,70	65.595,2	96.215,4	46,68
BARANG PLASTIK LAINNYA	13.991,3	16.317,8	16,63	91.558,2	122.171,8	33,44
PIPA PLASTIK DAN PERLENGKAPANNYA	11.842,3	9.353,8	-21,01	41.762,4	36.587,8	-12,39
BARANG DARI PLASTIK UNTUK BANGUNAN	8.726,0	10.229,9	17,23	27.302,0	31.968,2	17,09
PERLENGKAPAN DAN PERALATAN RUMAH TANGGA (	6.560,9	6.971,3	6,26	38.005,0	46.616,8	22,66
BAN VULKANISIR	1.941,9	2.298,5	18,36	6.841,7	6.783,3	-0,85
BARANG DARI KARET UNTUK KEPERLUAN RUMAH TA	4.562,1	4.506,5	-1,22	24.262,1	25.870,2	6,63
BARANG DARI KARET LAINNYA	57.510,9	59.892,4	4,14	346.936,2	680.612,2	96,18
INDUSTRI BARANG GALIAN BUKAN LOGAM	6.640.427,0	9.590.566,8	44,43	623.755,8	838.706,1	34,46
KACA	337.609,3	362.656,3	7,42	168.737,2	199.841,7	18,43
KERAMIK	220.034,2	208.538,8	-5,22	169.380,3	235.054,6	38,77
SEMEN	5.822.701,5	8.831.731,0	51,68	192.116,6	292.978,5	52,50
BARANG DARI BATU UNTUK KEPERLUAN RUMAH TAN	29.399,3	33.362,2	13,48	31.477,6	35.801,4	13,74
BARANG DARI SEMEN DAN KAPUR UNTUK KONSTRUI	104.812,7	35.426,0	-66,20	11.975,4	19.608,4	63,74
BARANG GALIAN BUKAN LOGAM LAINNYA	4.320,0	4.854,3	12,37	8.212,3	11.308,4	37,70
BARANG DARI SEMEN, KAPUR, GIPS DAN ASBES LAIN	67.601,5	68.075,1	0,70	14.748,1	14.290,3	-3,10
BARANG DARI MARMER, GRANIT DAN BATU LAINNYA	10.462,5	13.761,8	31,53	7.173,0	9.559,9	33,28
BARANG TAHAN API DARI TANAH LIAT/KERAMIK LAINI	4.698,0	4.721,6	0,50	5.528,7	7.006,1	26,72
BARANG DARI MARMER DAN GRANIT UNTUK KEPERL	1.977,0	2.136,5	8,07	2.165,2	2.782,1	28,49
BARANG DARI GIPS UNTUK KONSTRUKSI	17.779,9	17.430,1	-1,97	3.446,5	2.930,5	-14,97
ALAT-ALAT LABORATORIUM, FARMASI DAN KESEHAT	340,7	316,8	-7,01	4.252,0	4.026,9	-5,29
KAPUR	9.621,5	0,0	-100,00	875,3	0,0	-100,00
BARANG BUKAN LOGAM LAINNYA	9.068,9	7.556,3	-16,68	3.667,8	3.517,3	-4,10
INDUSTRI LOGAM DASAR	6.583.581,1	10.422.139,7	58,31	14.977.453,0	19.302.644,4	28,88
BESI/BAJA	5.431.726,6	9.066.906,3	66,92	6.511.679,7	12.583.706,4	93,25
LOGAM DASAR MULIA	1.382,3	1.277,1	-7,61	5.414.938,8	2.058.255,0	-61,99
TEMBAGA	223.087,6	223.831,2	0,33	1.245.913,6	1.915.217,1	53,72
TIMAH	45.057,1	46.840,1	3,96	739.899,3	1.381.560,1	86,72
NIKEL	63.913,3	66.243,2	3,65	523.313,0	630.146,0	20,41
ALUMUNIUM	176.092,8	158.353,8	-10,07	338.051,9	423.725,6	25,34
LOGAM DASAR BUKAN BESI	635.788,4	849.372,0	33,59	192.977,1	288.478,8	49,49
SENG	6.332,8	9.316,1	47,11	10.657,8	21.555,3	102,25
BAUKSIT	200,2	0,0	-100,00	21,8	0,0	-100,00
INDUSTRI BARANG LOGAM, BUKAN MESIN DAN PERALAT	263.645,2	298.841,5	13,35	799.856,8	915.064,0	14,40
BARANG DARI KAWAT	70.092,4	98.133,2	40,01	135.580,8	179.563,0	32,44
KONSTRUKSI BERAT SIAP PASANG DARI BAJA	51.148,8	48.281,4	-5,61	78.521,5	65.206,4	-16,96
BARANG DARI LOGAM SIAP PASANG UNTUK KONSTR	44.198,6	45.564,0	3,09	171.589,8	162.310,7	-5,41
ALAT POTONG DAN PERKAKAS TANGAN PERTUKANG	7.352,3	6.625,8	-9,88	70.636,0	77.434,1	9,62
PAKU, MUR DAN BAUT	12.440,5	14.641,3	17,69	55.005,3	68.646,4	24,80
PERALATAN DAPUR DAN PERALATAN MEJA DARI LOC	3.982,1	5.988,4	50,38	25.368,0	39.092,4	54,10
PERALATAN UMUM	6.154,7	7.369,3	19,73	31.879,7	38.183,2	19,77
EMBER, KALENG, DRUM DAN WADAH SEJENIS DARI L	5.277,3	7.904,5	49,78	19.606,6	36.564,5	86,49
TANGKI, TANDON AIR DAN WADAH DARI LOGAM	6.072,5	6.528,7	7,51	10.372,6	14.091,9	35,86
ALAT POTONG DAN PERKAKAS TANGAN RUMAH TAN	1.115,3	1.218,2	9,23	11.828,4	13.819,6	16,83
GENERATOR UAP, BUKAN KETEL PEMANAS	1.396,5	1.782,9	27,67	7.266,3	7.446,3	2,48
BARANG DARI LOGAM BUKAN ALUMINIUM SIAP PASA	2.500,0	1.520,7	-39,17	4.249,1	2.309,1	-45,66
BARANG DARI LOGAM ALUMINIUM SIAP PASANG UNT	948,4	1.405,3	48,18	6.009,1	7.500,2	24,81
BRANKAS, FILLING KANTOR DAN SEJENISNYA	2.340,9	2.672,5	14,17	4.408,3	5.643,8	28,03
KEPERLUAN RUMAH TANGGA DARI LOGAM	173,1	191,6	10,69	1.049,4	1.234,4	17,63
ALAT POTONG DAN PERKAKAS TANGAN UNTUK PER	17,7	82,9	368,36	56,8	237,9	318,84
SENJATA DAN AMUNISI	6,5	52,3	704,62	223,2	1.278,9	472,98

https://www.bps.go.id

TABEL 3. PERKEMBANGAN EKSPOR KOMODITI INDUSTRI PENGOLAHAN
JANUARI-AGUSTUS 2020 DAN 2021

KOMODITI	BERAT BERSIH (TON)		PERUB	NILAI FOB (RIBU US$)		PERUB
	JAN-AGT 2020	JAN-AGT 2021	%	JAN-AGT 2020	JAN-AGT 2021	%
(1)	(2)	(3)	(4)	(5)	(6)	(7)
BARANG LOGAM LAINNYA	48.427,8	48.878,5	0,93	166.206,0	194.501,1	17,02
INDUSTRI KOMPUTER, BARANG ELEKTRONIK DAN OPTIK	121.603,2	156.006,7	28,29	4.032.161,4	5.124.483,1	27,09
PERLENGKAPAN KOMPUTER	44.810,1	51.470,0	14,86	1.009.624,8	1.109.883,5	9,93
SEMI KONDUKTOR DAN KOMPONEN ELEKTRONIK LAI	20.843,6	16.015,8	-23,16	705.819,3	916.263,3	29,82
TELEVISI DAN PERLENGKAPAN TELEVISI	19.707,3	46.266,9	134,77	508.992,3	1.242.952,1	144,20
PERALATAN PEREKAM, PENERIMA DAN PENGGANDA	2.317,0	2.439,4	5,28	88.555,1	82.449,1	-6,90
PERALATAN AUDIO DAN VIDEO ELEKTRONIK LAINNY	15.122,4	18.680,5	23,53	216.526,3	310.445,3	43,38
ALAT UKUR DAN ALAT UJI	5.394,7	5.869,6	8,80	237.194,2	265.303,3	11,85
PERALATAN KOMUNIKASI LAINNYA	10.545,8	12.354,8	17,15	1.080.902,9	986.666,5	-8,72
KAMERA CINEMATOGRAFI PROYEKTOR DAN PERLEN	258,3	134,7	-47,85	30.428,7	30.896,3	1,54
PERALATAN ELEKTROMEDIKAL DAN ELEKTROTERAP	171,3	210,8	23,06	12.667,4	14.782,9	16,70
KOMPUTER DAN PERLENGKAPAN KOMPUTER	1.756,9	2.143,4	22,00	72.566,4	99.671,1	37,35
MEDIA MAGNETIK DAN OPTIK	195,6	97,3	-50,26	2.630,4	2.343,4	-10,91
PERALATAN IRADIASI/SINAR X, PERLENGKAPAN DAN	44,4	68,1	53,38	5.967,4	4.561,1	-23,57
TEROPONG DAN INSTRUMEN OPTIK BUKAN KACA MA	174,4	44,9	-74,25	804,2	1.135,8	41,23
PERALATAN FOTOGRAFI	258,8	208,7	-19,36	59.131,6	56.987,6	-3,63
TABUNG ELEKTRON DAN KONEKTOR ELEKTRONIK	2,5	1,9	-24,00	350,4	141,7	-59,56
INDUSTRI PERALATAN LISTRIK	282.332,7	340.208,7	20,50	3.175.821,3	4.163.900,4	31,11
PERALATAN LISTRIK	281.560,4	339.163,0	20,46	3.164.141,8	4.142.213,1	30,91
PERALATAN RUMAH TANGGA	585,0	898,2	53,54	3.514,8	5.512,6	56,84
KABEL SERAT OPTIK	187,4	147,5	-21,29	8.164,7	16.174,7	98,11
INDUSTRI MESIN DAN PERLENGKAPAN YTDL	234.681,5	301.454,4	28,45	1.658.846,4	2.138.992,9	28,94
MESIN UNTUK KEPERLUAN UMUM	113.258,6	147.673,4	30,39	1.061.139,8	1.309.977,8	23,45
MESIN UNTUK KEPERLUAN KHUSUS	121.423,0	153.781,0	26,65	597.706,6	829.015,1	38,70
INDUSTRI KENDARAAN BERMOTOR, TRAILER DAN SEMI T	338.384,8	476.925,3	40,94	2.769.645,6	3.928.535,3	41,84
KENDARAAN BERMOTOR RODA 4 DAN LEBIH	201.710,1	273.253,1	35,47	1.758.786,4	2.408.697,8	36,95
SUKU CADANG KENDARAAN BERMOTOR RODA EMPA	132.006,6	193.279,0	46,42	992.166,0	1.484.551,2	49,63
KAROSERI KENDARAAN BERMOTOR RODA EMPAT AT	4.160,0	9.852,4	136,84	13.247,9	30.291,1	128,65
KURSI UNTUK KENDARAAN BERMOTOR RODA EMPAT	508,2	540,9	6,43	5.445,3	4.995,2	-8,27
INDUSTRI ALAT ANGKUTAN LAINNYA	227.686,5	245.808,6	7,96	1.561.660,3	2.314.336,9	48,20
KENDARAAN TEMPUR DAN BAGIANNYA	68.572,1	94.238,6	37,43	753.181,3	1.071.693,2	42,29
KAPAL LAUT DAN SEJENISNYA	95.868,2	52.936,4	-44,78	121.366,3	95.646,6	-21,19
SUKU CADANG KENDARAAN BERMOTOR RODA DUA	28.431,9	54.731,2	92,50	322.060,6	606.891,8	88,44
SUKU CADANG SEPEDA DAN SEJENISNYA	10.895,3	19.419,4	78,24	86.127,4	161.391,9	87,39
PESAWAT UDARA DAN BAGIANNYA	205,2	533,2	159,84	40.207,8	73.383,2	82,51
SUKU CADANG MESIN KENDARAAN RODA DUA DAN T	8.181,9	10.135,4	23,88	104.008,3	139.217,3	33,85
SEPEDA DAN SEJENISNYA	5.417,7	8.748,8	61,49	71.011,3	145.971,4	105,56
LOKOMOTIF DAN GERBONG KERETA SERTA KELENG	9.110,6	3.901,7	-57,17	54.650,3	10.483,6	-80,82
SUKU CADANG KENDARAAN BERMOTOR	472,0	566,3	19,98	3.012,5	3.991,5	32,50
PERAHU LAYAR DAN SEJENISNYA	481,1	488,7	1,58	5.669,7	4.642,9	-18,11
KERETA BAYI	17,5	18,4	5,14	68,3	31,9	-53,29
INDUSTRI LAINNYA	32,6	89,3	173,93	295,1	984,7	233,68
ALAT ANGKUTAN LAINNYA	0,3	1,2	300,00	1,5	7,0	366,67
INDUSTRI FURNITUR	373.969,7	448.856,1	20,02	1.373.223,9	1.802.025,1	31,23
FURNITUR DARI KAYU	262.151,7	336.438,8	28,34	939.833,8	1.285.534,0	36,78
FURNITUR DARI ROTAN ATAU BAMBU	14.441,0	17.997,9	24,63	88.105,2	119.566,3	35,71
FURNITUR DARI LOGAM	15.360,1	19.256,3	25,37	73.130,5	116.230,7	58,94
FURNITUR DARI PLASTIK	9.906,9	9.582,6	-3,27	42.652,5	45.739,9	7,24
FURNITUR LAINNYA	72.110,0	65.580,4	-9,06	229.501,8	234.954,2	2,38
INDUSTRI PENGOLAHAN LAINNYA	145.978,8	161.173,3	10,41	2.126.758,6	3.393.232,5	59,55
BARANG PERHIASAN DAN BARANG BERHARGA	418,2	521,3	24,65	790.827,3	1.758.199,1	122,32
INSTRUMEN ALAT MUSIK	27.872,1	39.519,7	41,79	330.846,2	479.489,0	44,93
BARANG INDUSTRI KERAJINAN	63.854,5	59.723,9	-6,47	384.551,8	418.371,4	8,79
MAINAN ANAK-ANAK	19.541,4	22.793,8	16,64	214.779,6	253.971,2	18,25
ALAT OLAH RAGA	4.264,7	5.746,5	34,75	107.423,9	146.239,2	36,13
KACA MATA DAN BAGIANNYA	1.058,3	1.502,5	41,97	44.731,0	61.587,2	37,68
ALAT TULIS DAN GAMBAR	6.910,8	8.385,6	21,34	48.132,0	44.070,6	-8,44
PERALATAN KEDOKTERAN DAN KEDOKTERAN GIGI	15.824,4	13.386,6	-15,41	153.866,4	152.177,4	-1,10
ALAT PERMAINAN	4.794,8	7.860,7	63,94	32.949,2	49.925,9	51,52

https://www.bps.go.id

TABEL 3. PERKEMBANGAN EKSPOR KOMODITI INDUSTRI PENGOLAHAN
JANUARI-AGUSTUS 2020 DAN 2021

KOMODITI	BERAT BERSIH (TON)		PERUB	NILAI FOB (RIBU US$)		PERUB
	JAN-AGT 2020	JAN-AGT 2021	%	JAN-AGT 2020	JAN-AGT 2021	%
(1)	(2)	(3)	(4)	(5)	(6)	(7)
PERALATAN UNTUK PELINDUNG KESELAMATAN	825,3	1.038,6	25,85	11.654,5	14.890,1	27,76
PITA MESIN TULIS/GAMBAR	614,2	693,9	12,98	6.996,8	14.311,4	104,54

TABEL 4. PERKEMBANGAN EKSPOR KOMODITI PERTAMBANGAN
JANUARI-AGUSTUS 2020 DAN 2021

KOMODITI	BERAT BERSIH (TON)		PERUB	NILAI FOB (RIBU US$)		PERUB
	JAN-AGT 2020	JAN-AGT 2021	%	JAN-AGT 2020	JAN-AGT 2021	%
(1)	(2)	(3)	(4)	(5)	(6)	(7)
TOTAL PERTAMBANGAN	**289.920.125,7**	**311.661.308,4**	**7,50**	**12.718.845,3**	**20.996.317,6**	**65,08**
PERTAMBANGAN BATU BARA DAN LIGNIT	268.870.393,4	290.791.398,7	8,15	11.255.703,0	17.285.096,1	53,57
BATU BARA	223.384.131,4	231.645.556,9	3,70	9.878.242,6	14.555.419,5	47,35
LIGNIT	45.486.261,9	59.145.841,8	30,03	1.377.460,4	2.729.676,6	98,17
PERTAMBANGAN MINYAK BUMI DAN GAS ALAM DAN PAN	104,5	111,7	6,89	43,7	36,7	-16,02
BITUMEN	104,5	111,7	6,89	43,7	36,7	-16,02
PERTAMBANGAN BIJIH LOGAM	17.269.416,2	13.246.454,3	-23,30	1.420.523,9	3.636.265,2	155,98
BIJIH TEMBAGA	521.193,1	1.356.156,7	160,20	859.518,9	3.152.466,4	266,77
BIJIH ZIRCONIUM, NIOBIUM, DAN TANTALUM	46.036,1	32.930,0	-28,47	60.323,3	49.270,6	-18,32
BIJIH BESI	2.310.803,6	1.349.998,3	-41,58	63.641,1	64.012,6	0,58
BIJIH SENG	24.495,6	19.803,2	-19,16	12.748,7	18.918,3	48,39
BIJIH TIMBAL	7.494,2	7.814,1	4,27	12.963,8	14.297,9	10,29
BIJIH TITANIUM	0,0	17.005,5	-	0,0	5.009,1	-
BIJIH LOGAM LAINNYA	14.359.393,6	10.462.746,5	-27,14	411.328,1	332.290,2	-19,22
PERTAMBANGAN DAN PENGGALIAN LAINNYA	3.780.211,7	7.623.343,7	101,66	42.574,7	74.919,7	75,97
BATU KERIKIL	3.319.286,0	6.460.168,4	94,63	19.740,4	39.275,5	98,96
BATU HIAS DAN BATU BANGUNAN	13.064,3	13.974,8	6,97	1.829,9	1.787,2	-2,33
ZIRCONIUM SILIKAT	1.877,4	1.181,0	-37,09	2.867,2	1.809,5	-36,89
BATU APUNG DAN SEJENISNYA	67.439,0	80.856,4	19,90	4.959,3	6.416,6	29,39
ASPAL	65.239,5	332,0	-99,49	2.755,8	41,6	-98,49
TANAH DAN TANAH LIAT	58.265,7	101.060,3	73,45	4.744,5	7.823,6	64,90
BAHAN MINERAL LAINNYA	255.039,9	965.770,8	278,67	5.677,8	17.765,7	212,90

https://www.bps.go.id

TABEL 5. PERKEMBANGAN EKSPOR KOMODITI LAINNYA
JANUARI-AGUSTUS 2020 DAN 2021

KOMODITI	BERAT BERSIH (TON)		PERUB	NILAI FOB (RIBU US$)		PERUB
	JAN-AGT 2020	JAN-AGT 2021	%	JAN-AGT 2020	JAN-AGT 2021	%
(1)	(2)	(3)	(4)	(5)	(6)	(7)
TOTAL LAINNYA	**3.821,8**	**5.954,9**	**55,81**	**2.961,7**	**4.635,9**	**56,53**
PENGADAAN LISTRIK, GAS, UAP/AIR PANAS DAN UDARA	0,1	0,0	-100,00	0,2	0,0	-100,00
GAS ALAM DAN BUATAN	0,1	0,0	-100,00	0,2	0,0	-100,00
PENGELOLAAN SAMPAH DAN DAUR ULANG	3.821,8	5.954,9	55,81	2.961,5	4.635,9	56,54
BARANG BUKAN LOGAM DAUR ULANG	3.821,8	5.952,4	55,75	2.961,5	4.612,5	55,75
RONGSOKAN KAPAL	0,0	2,5	-	0,0	23,4	-

TABEL 6. PERKEMBANGAN EKSPOR INDONESIA MENURUT KOMODITI DAN NEGARA TUJUAN
JANUARI-AGUSTUS 2020 DAN 2021

KOMODITI / NEGARA TUJUAN	BERAT BERSIH (KG)		PERUB	NILAI FOB (US $)		PERUB
	JAN-AGT 2020	JAN-AGT 2021	%	JAN-AGT 2020	JAN-AGT 2021	%
(1)	(2)	(3)	(4)	(5)	(6)	(7)
HASIL MINYAK	**3.465.719.477**	**2.299.381.264**	**-33,65**	**1.006.938.074**	**1.154.699.332**	**14,67**
JAPAN	7.148.723	6.663.389	-6,79	2.675.522	4.158.517	55,43
HONG KONG	39.834.273	2.171	-99,99	16.147.470	10.004	-99,94
KOREA, REPUBLIC OF	133.990.630	162.093.629	20,97	82.033.964	140.199.665	70,90
TAIWAN	29.320.656	11.158.522	-61,94	10.820.104	6.714.877	-37,94
CHINA	323.885.167	271.324.301	-16,23	71.834.748	140.844.804	96,07
MACAU		36	-		131	-
PAPUA NEW GUINEA	2.889		-100,00	1.268		-100,00
THAILAND	3.112.677	4.731.763	52,02	4.326.448	6.423.006	48,46
SINGAPORE	391.916.642	352.851.413	-9,97	139.491.937	175.943.543	26,13
PHILIPPINES	28.074.718	1.235.777	-95,60	12.131.845	1.709.008	-85,91
MALAYSIA	2.270.479.976	1.229.750.518	-45,84	587.764.281	500.860.263	-14,79
MYANMAR	220.046	345.575	57,05	208.292	429.307	106,11
CAMBODIA	41.128		-100,00	71.129		-100,00
BRUNEI DARUSSALAM		11.682	-		20.109	-
VIET NAM	29.096.370	45.589.514	56,68	11.342.561	32.785.911	189,05
MALDIVES	16.862	17.149	1,70	57.085	56.739	-0,61
INDIA	135.791.487	23.386.848	-82,78	21.193.374	8.879.298	-58,10
PAKISTAN	170.234	347.648	104,22	164.796	656.592	298,43
BANGLADESH	343.110	22.129.887	6.349,79	270.791	10.359.592	3.725,67
SRI LANKA		40.951.025	-		23.425.450	-
IRAQ		2	-		26	-
SAUDI ARABIA	11.712	71.091	506,99	29.467	206.745	601,61
ISRAEL		155	-		1.047	-
OMAN	22.540		-100,00	42.765		-100,00
TURKEY	3.564		-100,00	9.000		-100,00
UNITED ARAB EMIRATES	1.387.220	40.261.931	2.802,35	1.279.407	27.281.042	2.032,32
QATAR		172	-		1.440	-
EGYPT		969	-		5.776	-
LIBYAN ARAB JAMAHIRIYA		8.006	-		38.748	-
SUDAN	199.920		-100,00	146.341		-100,00
TANZANIA, UNITED REP. OF	8.942	1.100	-87,70	4.215	618	-85,34
MOZAMBIQUE	20.600		-100,00	14.091		-100,00
NIGERIA	31.200	88.201	182,70	29.798	143.420	381,31
SENEGAL		20	-		19	-
SOUTH AFRICA	228.223	153.319	-32,82	318.561	229.908	-27,83
MAURITIUS	21.385	153.781	619,11	62.376	358.802	475,22
AUSTRALIA	2.035.560	7.681.216	277,35	2.644.856	6.418.670	142,68
NEW ZEALAND	10.329.706	10.429.526	0,97	2.690.126	5.315.643	97,60
SOLOMON ISLANDS	8.200	4.160	-49,27	16.282	7.312	-55,09
EAST TIMOR	1.526.229	1.583.018	3,72	1.520.502	1.327.845	-12,67
UNITED STATES	97.828	130.550	33,45	67.701	151.598	123,92
CANADA	22.400		-100,00	24.394		-100,00
MEXICO	175.000		-100,00	112.622		-100,00
GUATEMALA	46.450		-100,00	33.923		-100,00
ARGENTINA		0	-		129	-
PERU	59.160	45.560	-22,99	49.128	40.753	-17,05
DOMINICAN REPUBLIC		52.000	-		59.202	-
UNITED KINGDOM	327.690	248.164	-24,27	328.277	257.114	-21,68
NETHERLANDS	55.695.954	65.508.860	17,62	36.948.744	58.911.549	59,44
FRANCE	723	39	-94,58	4.193	41	-99,01
GERMANY, FED. REP. OF	13.600	230.082	1.591,78	25.400	186.457	634,08
BELGIUM	41	794	1.833,41	205	33.941	16.437,84
POLAND	35		-100,00	19		-100,00
KYRGYZSTAN		137.700	-		244.674	-
RUSSIA FEDERATION	6		-100,00	65		-100,00
MINYAK MENTAH	**1.561.566.249**	**5.224.470.944**	**234,57**	**525.832.225**	**2.347.359.254**	**346,41**
JAPAN		115.225.990	-		50.655.143	-
KOREA, REPUBLIC OF		44.303.747	-		19.405.896	-
TAIWAN		78.276.610	-		36.813.873	-
CHINA	177.930.800	407.821.570	129,20	57.958.836	177.978.988	207,08
THAILAND	860.975.468	1.952.756.798	126,81	298.143.635	869.207.996	191,54
SINGAPORE	249.023.405	755.400.223	203,35	96.755.548	341.345.297	252,79
MALAYSIA	216.982.853	1.013.999.220	367,32	56.878.493	450.180.870	691,48
VIET NAM		150.502.430	-		70.602.971	-
INDIA		314.216.260	-		158.833.558	-
AUSTRALIA	56.653.723	391.968.080	591,87	16.095.713	172.334.649	970,69
UNITED STATES		16	-		14	-
GAS ALAM (PERTAMBANGAN)	**12.054.261.387**	**11.595.319.061**	**-3,81**	**3.655.271.722**	**4.388.534.905**	**20,06**
JAPAN	1.305.491.768	1.488.307.194	14,00	540.350.729	587.469.801	8,72
KOREA, REPUBLIC OF	1.903.162.479	1.469.471.893	-22,79	518.371.310	466.193.101	-10,07
TAIWAN	638.125.948	897.456.345	40,64	230.999.468	367.625.964	59,15
CHINA	3.788.524.321	3.066.753.374	-19,05	1.148.395.895	1.120.936.810	-2,39
THAILAND	141.661.206		-100,00	32.781.354		-100,00
SINGAPORE	3.848.281.812	4.131.567.157	7,36	1.097.500.854	1.705.525.374	55,40
MALAYSIA	232.286.861	269.769.751	16,14	74.805.749	90.432.555	20,89
MYANMAR		19.561.945	-		5.132.167	-
BANGLADESH		64.458.088	-		19.269.772	-
MEXICO	196.726.992	187.973.314	-4,45	12.066.364	25.949.362	115,06
GAS (PENGADAAN GAS)	**225.826**	**2.184.981**	**867,55**	**140.286**	**1.035.180**	**637,91**
JAPAN	6		-100,00	4		-100,00
CHINA		1.900.180	-		810.427	-
SINGAPORE		1	-		1	-
EAST TIMOR	225.820	284.800	26,12	140.282	224.752	60,21

https://www.bps.go.id

TABEL 6. PERKEMBANGAN EKSPOR INDONESIA MENURUT KOMODITI DAN NEGARA TUJUAN
JANUARI-AGUSTUS 2020 DAN 2021

KOMODITI / NEGARA TUJUAN	BERAT BERSIH (KG)		PERUB	NILAI FOB (US $)		PERUB
	JAN-AGT 2020	JAN-AGT 2021	%	JAN-AGT 2020	JAN-AGT 2021	%
(1)	(2)	(3)	(4)	(5)	(6)	(7)
SAYUR-SAYURAN	**55.504.155**	**36.515.058**	**-34,21**	**44.048.530**	**29.824.188**	**-32,29**
JAPAN	18.475	547.370	2.862,73	59.911	1.067.087	1.681,11
HONG KONG	104.869	163.374	55,79	147.065	186.212	26,62
KOREA, REPUBLIC OF	25.311	10.878	-57,02	138.584	68.966	-50,24
TAIWAN	23.022.375	13.431.989	-41,66	5.777.253	3.481.546	-39,74
CHINA	7.495.389	4.647.787	-37,99	14.975.675	6.347.608	-57,61
THAILAND	2.312.213	1.027.187	-55,58	3.800.663	2.005.587	-47,23
SINGAPORE	10.791.947	8.091.923	-25,02	7.919.232	6.832.311	-13,73
PHILIPPINES	5.669.477	3.904.120	-31,14	6.999.824	5.078.637	-27,45
MALAYSIA	5.540.374	3.996.826	-27,86	2.759.917	2.328.255	-15,64
MYANMAR	1.140		-100,00	17.412		-100,00
CAMBODIA	25.980	28.262	8,78	61.594	52.341	-15,02
BRUNEI DARUSSALAM	2.123		-100,00	12.211		-100,00
BHUTAN		665	-		670	-
VIET NAM	166.687	32.985	-80,21	426.218	62.129	-85,42
MALDIVES	27.995		-100,00	10.347		-100,00
INDIA	61.276	13.202	-78,46	247.955	619.831	149,98
PAKISTAN	868	1.182	36,12	74.399	125.485	68,66
BANGLADESH		58	-		9.182	-
SRI LANKA	45		-100,00	4.050		-100,00
SAUDI ARABIA	80.674	104.263	29,24	180.978	425.353	135,03
KUWAIT	13.003	11.010	-15,33	39.627	35.918	-9,36
YEMEN	500		-100,00	246		-100,00
OMAN		4	-		16	-
UNITED ARAB EMIRATES	21.695	888	-95,91	31.423	5.235	-83,34
QATAR	2.458	5.494	123,50	8.860	22.041	148,77
BAHRAIN	54		-100,00	143		-100,00
TOGO		2	-		15	-
AUSTRALIA	2.068	55.350	2.576,23	6.512	646.212	9.822,90
NEW ZEALAND	130		-100,00	130		-100,00
EAST TIMOR	29.020	344.636	1.087,58	16.858	168.573	899,93
UNITED STATES		275	-		111	-
UNITED KINGDOM	301	200	-33,44	7.140	6.900	-3,36
NETHERLANDS	76.973	91.287	18,60	252.504	215.072	-14,82
FRANCE	388	1.964	406,13	17.455	20.510	17,50
GERMANY, FED. REP. OF	347	1.880	441,73	1.842	12.387	572,45
RUSSIA FEDERATION	10.000		-100,00	52.500		-100,00
TEMBAKAU	**6.274.748**	**4.817.250**	**-23,23**	**40.740.112**	**38.182.725**	**-6,28**
JAPAN	5		-100,00	90		-100,00
KOREA, REPUBLIC OF	99.720		-100,00	577.728		-100,00
TAIWAN		9.900	-		22.275	-
CHINA	75.520	197.205	161,13	1.709.741	2.861.101	67,34
SINGAPORE	911	1.196	31,31	4.793	3.138	-34,53
PHILIPPINES	274.470	208.843	-23,91	3.184.575	3.252.916	2,15
MALAYSIA	11.340	23.595	108,07	43.092	62.662	45,41
MYANMAR	623		-100,00	36.581		-100,00
CAMBODIA		179.800	-		623.470	-
VIET NAM	15.099		-100,00	57.376		-100,00
SRI LANKA	271.892	346.811	27,55	4.268.320	4.305.409	0,87
TURKEY	18.000	18.000	0,00	36.900	36.900	0,00
UNITED ARAB EMIRATES	21.900		-100,00	70.920		-100,00
EGYPT		17.820	-		73.116	-
TUNISIA		204.000	-		450.300	-
ALGERIA	52.555		-100,00	145.052		-100,00
SOUTH AFRICA		34.560	-		11.059	-
EAST TIMOR		5	-		444	-
UNITED STATES	1.787.390	1.110.147	-37,89	3.221.261	5.083.658	57,82
HONDURAS	17.867	75.722	323,82	625.598	1.026.621	64,10
NICARAGUA	198.117	190.727	-3,73	1.856.849	2.195.502	18,24
SURINAME		5.040	-		13.608	-
ARGENTINA	10.000		-100,00	86.330		-100,00
PARAGUAY	230	250	8,70	17.270	9.340	-45,92
DOMINICAN REPUBLIC	1.551.821	1.315.464	-15,23	9.178.492	4.249.276	-53,70
UNITED KINGDOM	7.000		-100,00	41.300		-100,00
NETHERLANDS	291.125	132.087	-54,63	2.277.181	1.840.420	-19,18
FRANCE	18.000	18.000	0,00	57.600	53.100	-7,81
GERMANY, FED. REP. OF	300.627	158.867	-47,15	6.409.800	8.673.467	35,32
BELGIUM	828.387	399.689	-51,75	5.389.473	2.633.718	-51,13
DENMARK	44.900		-100,00	167.870		-100,00
SWEDEN		1	-		7	-
ITALY	95.680	111.661	16,70	267.543	508.905	90,21
SPAIN	27.413	4.400	-83,95	108.687	93.905	-13,60
ANDORRA	14.513		-100,00	18.867		-100,00
HUNGARY	39.600	53.460	35,00	140.580	98.406	-30,00
POLAND	200.044		-100,00	740.243		-100,00
JAGUNG	**51.027.296**	**1.672.297**	**-96,72**	**13.099.638**	**2.676.199**	**-79,57**
JAPAN	483.500	171.500	-64,53	227.440	83.655	-63,22
HONG KONG	680	310	-54,41	730	436	-40,28
TAIWAN	378	126	-66,67	2.907	969	-66,67
CHINA	6		-100,00	2		-100,00
THAILAND		400.002	-		1.009.720	-
SINGAPORE	325.129	332.265	2,19	222.780	231.460	3,90
PHILIPPINES	49.800.000		-100,00	11.897.350		-100,00
MALAYSIA	98.850	81.100	-17,96	62.409	65.206	4,48
VIET NAM		134.020	-		293.905	-
INDIA	127.122	21	-99,98	381.325	20	-99,99

https://www.bpsbogo.id

TABEL 6. PERKEMBANGAN EKSPOR INDONESIA MENURUT KOMODITI DAN NEGARA TUJUAN
JANUARI-AGUSTUS 2020 DAN 2021

KOMODITI / NEGARA TUJUAN	BERAT BERSIH (KG)		PERUB	NILAI FOB (US $)		PERUB
	JAN-AGT 2020	JAN-AGT 2021	%	JAN-AGT 2020	JAN-AGT 2021	%
(1)	(2)	(3)	(4)	(5)	(6)	(7)
PAKISTAN		297.736	-		627.662	-
BANGLADESH	250		-100,00	63		-100,00
SRI LANKA	83.500	101.000	20,96	242.200	290.800	20,07
SAUDI ARABIA	6.530		-100,00	6.857		-100,00
SOUTH AFRICA	10	1	-94,70	10	1	-88,66
VANUATU	12.928	7.742	-40,11	27.118	15.829	-41,63
SOLOMON ISLANDS	80.000	40.000	-50,00	24.000	14.400	-40,00
EAST TIMOR	8.409	106.476	1.166,22	4.417	42.135	853,94
FRANCE	3		-100,00	30		-100,00
BUNGA	**633.535**	**686.487**	**8,36**	**2.782.009**	**2.454.254**	**-11,78**
JAPAN	24.912	77.543	211,27	435.363	599.496	37,70
HONG KONG		9	-		445	-
KOREA, REPUBLIC OF	14.000	11.858	-15,30	54.500	80.748	48,16
TAIWAN	100		-100,00	450		-100,00
CHINA	184.001	259.000	40,76	259.901	374.933	44,26
THAILAND	77.278	63.333	-18,05	353.286	93.493	-73,54
SINGAPORE	167.104	172.715	3,36	563.273	551.760	-2,04
PHILIPPINES		1	-		24	-
MALAYSIA	110.853	63.417	-42,79	338.447	200.725	-40,69
SAUDI ARABIA	50.467	28.458	-43,61	26.804	14.167	-47,15
QATAR	5		-100,00	49		-100,00
AUSTRALIA		8.125	-		51.138	-
EAST TIMOR		151	-		351	-
UNITED STATES	3	5	83,82	1.800	49	-97,28
CHILE	900		-100,00	148.369		-100,00
MONTSERRAT	243		-100,00	991		-100,00
NETHERLANDS	3.670	1.874	-48,95	598.775	486.924	-18,68
BIJI-BIJIAN	**3.135.216**	**2.979.586**	**-4,96**	**2.606.758**	**1.934.037**	**-25,81**
JAPAN	1.482.257	1.078.584	-27,23	1.440.617	721.915	-49,89
KOREA, REPUBLIC OF	1.064.770	1.437.710	35,03	336.416	537.644	59,82
TAIWAN	252.613	199.815	-20,90	234.700	168.092	-28,38
CHINA	199.631	75.070	-62,40	119.765	84.419	-29,51
THAILAND		8.000	-		19.840	-
SINGAPORE	23.068	35.535	54,05	70.932	93.080	31,22
MALAYSIA	111.400	140.000	25,67	310.501	296.475	-4,52
VIET NAM		4.500	-		10.530	-
QATAR	55	35	-36,36	138	69	-50,21
KENYA	2	21	837,50	66	137	108,96
CAMEROON	2		-100,00	89.124		-100,00
NORTHERN MARIANA ISLANDS	86		-100,00	515		-100,00
EAST TIMOR	348	246	-29,24	146	1.637	1.017,28
UNITED STATES	160		-100,00	750		-100,00
NETHERLANDS	225		-100,00	2.955		-100,00
GERMANY, FED. REP. OF		50	-		190	-
SWITZERLAND		20	-		10	-
ITALY	600		-100,00	134		-100,00
TANAMAN BERSERAT	**5.323.543**	**7.614.932**	**43,04**	**4.433.439**	**6.497.230**	**46,55**
JAPAN	31.359	133.609	326,06	61.656	88.585	43,68
HONG KONG	2	1	-70,59	26	1	-96,15
KOREA, REPUBLIC OF	2.292.529	3.638.300	58,70	572.271	980.559	71,35
TAIWAN	67.476	7.359	-89,09	57.390	13.964	-75,67
CHINA	225.518	346.973	53,86	401.855	573.529	42,72
THAILAND		132.762	-		302.458	-
SINGAPORE	57.765	55.723	-3,53	89.567	93.728	4,65
MALAYSIA	724.164	644.324	-11,03	997.913	922.677	-7,54
BRUNEI DARUSSALAM	6.168		-100,00	13.086		-100,00
VIET NAM	82.067	123.214	50,14	108.891	114.399	5,06
INDIA	1.264.624	1.754.465	38,73	1.300.350	2.118.385	62,91
BANGLADESH	415.952	612.751	47,31	575.568	991.895	72,33
SRI LANKA	20.000	10.000	-50,00	10.400	7.500	-27,88
TURKEY	7.295	7.152	-1,96	17.872	15.733	-11,96
NEW ZEALAND		2.745	-		10.502	-
UNITED STATES	19.715	55.190	179,94	37.299	105.287	182,28
CANADA	7.305	7.100	-2,81	11.688	11.360	-2,81
COSTA RICA		8.289	-		14.091	-
UNITED KINGDOM	7.061	135	-98,09	12.258	606	-95,06
NETHERLANDS	10.615		-100,00	21.957		-100,00
FRANCE	22.295	135	-99,39	40.791	3.167	-92,24
GERMANY, FED. REP. OF	39.089	56.649	44,92	59.981	92.251	53,80
AUSTRIA		207	-		2.685	-
ITALY	15.762	17.852	13,26	30.020	33.868	12,82
SPAIN	4.000		-100,00	6.480		-100,00
PORTUGAL	2.783		-100,00	6.122		-100,00
KACANG TANAH	**1.005.154**	**1.032.891**	**2,76**	**2.129.477**	**2.035.410**	**-4,42**
HONG KONG	465.258	383.545	-17,56	928.943	719.531	-22,54
THAILAND	400	117.540	29.285,00	1.486	253.785	16.981,62
SINGAPORE	27.135	10	-99,96	76.899	317	-99,59
MALAYSIA	489.616	447.330	-8,64	1.058.037	962.434	-9,04
AUSTRALIA	14.400	14.400	0,00	61.200	64.460	5,33
EAST TIMOR	8.130	51.750	536,50	2.328	6.855	194,42
UNITED STATES		18.024	-		27.141	-
FRANCE	215	292	35,81	584	887	51,81
UMBI-UMBIAN	**10.607.714**	**9.227.206**	**-13,01**	**18.414.334**	**7.136.615**	**-61,24**

https://www.bpsbo.id

TABEL 6. PERKEMBANGAN EKSPOR INDONESIA MENURUT KOMODITI DAN NEGARA TUJUAN
JANUARI-AGUSTUS 2020 DAN 2021

KOMODITI / NEGARA TUJUAN	BERAT BERSIH (KG)		PERUB	NILAI FOB (US $)		PERUB
	JAN-AGT 2020	JAN-AGT 2021	%	JAN-AGT 2020	JAN-AGT 2021	%
(1)	(2)	(3)	(4)	(5)	(6)	(7)
JAPAN	21.000	551.470	2.526,05	32.000	471.661	1.373,94
HONG KONG	611.168	681.089	11,44	348.099	561.274	61,24
KOREA, REPUBLIC OF	0	21.080	21.079.900,00	396	39.992	9.998,99
TAIWAN	97.825	41.023	-58,06	411.456	210.796	-48,77
CHINA	1.445.932	220.697	-84,74	4.922.009	298.065	-93,94
THAILAND	2.562.334	1.247.888	-51,30	9.634.636	1.668.594	-82,68
SINGAPORE	1.129.346	1.397.614	23,75	850.183	1.140.013	34,09
MALAYSIA	4.140.864	4.563.404	10,20	866.181	1.614.181	86,36
MYANMAR	25.780		-100,00	58.464		-100,00
VIET NAM	428.529	399.025	-6,89	1.134.836	1.021.558	-9,98
MALDIVES	900		-100,00	86		-100,00
INDIA		24.004	-		11.643	-
SAUDI ARABIA	230		-100,00	373		-100,00
KUWAIT		110	-		435	-
UNITED ARAB EMIRATES	314	101	-67,83	379	20	-94,72
QATAR	145	1.076	642,07	229	2.229	873,82
AUSTRALIA	61.186	21.450	-64,94	85.273	66.830	-21,63
UNITED STATES	3.094		-100,00	27.953		-100,00
UNITED KINGDOM		1	-		2	-
NETHERLANDS	78.977	57.175	-27,61	41.656	29.322	-29,61
FRANCE	2		-100,00	3		-100,00
CZECH REPUBLIC	88		-100,00	123		-100,00
BIBIT BUNGA	**812**	**828**	**2,00**	**2.144.656**	**2.389.141**	**11,40**
THAILAND	12		-100,00	48.107		-100,00
SINGAPORE	14	21	54,25	132.791	1.836	-98,62
UNITED KINGDOM	4	151	3.602,62	34.975	474.706	1.257,28
NETHERLANDS	778	655	-15,73	1.922.092	1.912.599	-0,49
FRANCE	3		-100,00	3.095		-100,00
GERMANY, FED. REP. OF	1		-100,00	3.596		-100,00
BUAH-BUAHAN SEMUSIM	**262.576**	**118.378**	**-54,92**	**143.408**	**77.291**	**-46,10**
JAPAN	89	6	-93,28	11.883	2.909	-75,52
SINGAPORE	86.126	27.725	-67,81	75.926	28.811	-62,05
MALAYSIA	161.847	33.760	-79,14	48.281	16.032	-66,79
SAUDI ARABIA	350		-100,00	404		-100,00
OMAN		60	-		194	-
UNITED ARAB EMIRATES	1.390	14.850	968,35	915	10.810	1.081,54
QATAR	2.405	2.087	-13,20	2.879	3.268	13,52
EAST TIMOR	10.360	39.890	285,04	3.115	15.268	390,12
GERMANY, FED. REP. OF	10		-100,00	6		-100,00
TANAMAN SEMUSIM LAINNYA	**1.590.876**	**1.835.199**	**15,36**	**623.451**	**1.065.818**	**70,95**
JAPAN	46.528	94.541	103,19	60.814	92.084	51,42
HONG KONG	27	10.750	39.714,81	3.252	9.189	182,55
TAIWAN	68.500	6	-99,99	48.986	47	-99,90
CHINA	9	60	555,74	10	144	1.382,13
PAPUA NEW GUINEA		2	-		2	-
THAILAND	1		-100,00	1		-100,00
SINGAPORE	2.022	92.189	4.459,36	18.837	33.610	78,42
MALAYSIA		270	-		404	-
BRUNEI DARUSSALAM	70.600	54.500	-22,80	254.023	464.738	82,95
PAKISTAN		54	-		262	-
SAUDI ARABIA	28.000	33.900	21,07	15.483	23.405	51,17
KUWAIT	2.130		-100,00	2.130		-100,00
TURKEY	10		-100,00	11		-100,00
EAST TIMOR	1.373.048	1.548.925	12,81	219.904	441.930	100,97
FRANCE	1	3	257,14	1	3	206,99
KOPI	**218.099.807**	**217.153.585**	**-0,43**	**501.185.322**	**472.430.122**	**-5,74**
JAPAN	16.013.022	17.661.413	10,29	37.662.990	41.448.553	10,05
HONG KONG	595.975	814.389	36,65	1.136.734	1.603.476	41,06
KOREA, REPUBLIC OF	2.003.760	1.357.756	-32,24	6.703.014	4.872.543	-27,31
TAIWAN	3.242.479	2.926.356	-9,75	10.981.256	8.721.458	-20,58
CHINA	1.314.885	1.616.090	22,91	5.225.028	5.975.792	14,37
MACAU	19.200	38.400	100,00	32.832	101.875	210,29
THAILAND	1.741.943	4.022.984	130,95	2.860.620	6.349.577	121,97
SINGAPORE	3.524.109	3.517.609	-0,18	7.374.805	5.935.232	-19,52
PHILIPPINES	60.180	493.133	719,43	133.726	789.076	490,07
MALAYSIA	22.694.277	16.320.240	-28,09	34.392.850	26.075.327	-24,18
CAMBODIA	14.000	15.000	7,14	75.658	66.000	-12,76
BRUNEI DARUSSALAM		13	-		253	-
VIET NAM	4.471.974	4.254.054	-4,87	6.940.156	6.155.623	-11,30
INDIA	12.092.690	10.921.980	-9,68	15.002.348	14.457.434	-3,63
PAKISTAN		45	-		359	-
SRI LANKA	5	150	2.900,00	6	1.269	21.050,00
IRAN (ISLAMIC REPUBLIC OF)	959.940	498.241	-48,10	1.811.998	893.991	-50,66
SAUDI ARABIA	121.907	195.803	60,62	694.704	1.149.833	65,51
ISRAEL	129.601	57.645	-55,52	472.162	166.683	-64,70
KUWAIT		62	-		410	-
JORDAN		8	-		63	-
LEBANON		38.400	-		64.361	-
PALESTINA		19.161	-		31.913	-
OMAN	18.000	19.200	6,67	51.400	41.760	-18,75
TURKEY	37.981	1	-100,00	167.566	7	-100,00
UNITED ARAB EMIRATES	564.890	1.860.151	229,29	1.254.086	3.922.736	212,80
QATAR	2.250	8.136	261,60	23.728	45.948	93,64
CYPRUS	4		-100,00	40		-100,00

https://www.bps.go.id

TABEL 6. PERKEMBANGAN EKSPOR INDONESIA MENURUT KOMODITI DAN NEGARA TUJUAN
JANUARI-AGUSTUS 2020 DAN 2021

KOMODITI / NEGARA TUJUAN	BERAT BERSIH (KG)		PERUB	NILAI FOB (US $)		PERUB
	JAN-AGT 2020	JAN-AGT 2021	%	JAN-AGT 2020	JAN-AGT 2021	%
(1)	(2)	(3)	(4)	(5)	(6)	(7)
EGYPT	19.160.590	29.626.115	54,62	32.518.256	51.930.877	59,70
MOROCCO	5.690.100	7.377.901	29,66	9.277.605	12.164.173	31,11
ALGERIA	2.165.400	2.600.400	20,09	3.257.550	4.226.992	29,76
NIGERIA		11	-		75	-
SOUTH AFRICA	75.600	115.200	52,38	409.032	484.800	18,52
AUSTRALIA	2.397.092	3.116.306	30,00	6.627.094	8.166.817	23,23
NEW ZEALAND	253.620	309.761	22,14	1.253.072	1.258.998	0,47
EAST TIMOR		1.925	-		5.684	-
UNITED STATES	35.994.128	34.317.190	-4,66	142.298.339	118.009.502	-17,07
CANADA	2.871.076	2.830.689	-1,41	14.727.398	11.776.307	-20,04
MEXICO	108.000	96.000	-11,11	504.306	382.886	-24,08
UNITED KINGDOM	11.272.151	8.096.452	-28,17	22.617.445	15.055.053	-33,44
NETHERLANDS	1.108.691	1.238.976	11,75	4.488.303	3.880.597	-13,54
FRANCE	1.668.022	2.147.308	28,73	2.940.018	3.594.528	22,26
GERMANY, FED. REP. OF	8.702.291	6.933.684	-20,32	24.652.447	15.917.598	-35,43
BELGIUM	6.871.069	6.022.720	-12,35	22.262.095	21.828.041	-1,95
SWITZERLAND	1	247	18.861,54	4	3.328	75.542,73
DENMARK	57.000	19.200	-66,32	351.459	51.360	-85,39
NORWAY	79.241	162.050	104,50	354.912	700.259	97,31
SWEDEN	54.400	94.811	74,28	282.257	362.172	28,31
FINLAND	134.400	56.401	-58,03	365.399	178.135	-51,25
IRELAND	129.400	188.401	45,60	501.067	661.418	32,00
ITALY	21.958.930	15.722.148	-28,40	35.722.535	26.304.065	-26,37
SPAIN	6.930.801	16.361.600	136,07	10.834.339	24.974.475	130,51
PORTUGAL	290.400	595.201	104,96	467.591	972.567	107,99
ICELAND	15.000		-100,00	72.000		-100,00
GREECE	542.400	1.066.200	96,57	845.790	1.765.024	108,68
HUNGARY		260	-		700	-
POLAND	21.220	62.640	195,19	38.227	111.899	192,72
ROMANIA	340.800	230.401	-32,39	562.558	378.664	-32,69
BULGARIA	609.600	403.200	-33,86	1.024.947	647.539	-36,82
ALBANIA		19.200	-		42.912	-
ARMENIA	19.200	253.200	1.218,75	34.368	494.156	1.337,84
KAZAKHSTAN		4	-		161	-
UKRAINE	96.013	113.826	18,55	175.162	237.070	35,34
LATVIA	57.000	93.600	64,21	112.191	175.198	56,16
ESTONIA		130.200	-		224.353	-
GEORGIA	8.555.700	8.113.800	-5,16	13.305.907	13.400.039	0,71
CZECH REPUBLIC		1.130	-		9.926	-
RUSSIA FEDERATION	10.247.400	1.978.811	-80,69	15.303.941	3.180.221	-79,22
TANAMAN OBAT, AROMATIK, DAN REMPAH-REMPAH	**185.016.659**	**206.993.196**	**11,88**	**386.705.484**	**510.923.766**	**32,12**
JAPAN	582.641	535.839	-8,03	4.800.491	4.107.455	-14,44
HONG KONG	326.324	214.732	-34,20	581.573	633.313	8,90
KOREA, REPUBLIC OF	749.847	225.173	-69,97	1.717.359	1.415.924	-17,55
TAIWAN	300.406	1.070.811	256,45	650.144	1.878.977	189,01
CHINA	9.099.522	19.103.582	109,94	29.652.861	81.175.838	173,75
PAPUA NEW GUINEA	24		-100,00	204		-100,00
THAILAND	38.643.661	98.668.483	155,33	52.970.207	157.703.268	197,72
SINGAPORE	3.046.290	4.411.558	44,82	4.787.248	8.571.183	79,04
PHILIPPINES	202.342	620.608	206,71	275.046	465.839	69,37
MALAYSIA	3.170.087	3.666.062	15,65	4.565.137	4.865.804	6,59
MYANMAR	395.920	26.880	-93,21	1.012.128	206.744	-79,57
CAMBODIA	202.750	309.563	52,68	272.663	233.650	-14,31
BRUNEI DARUSSALAM	596	5	-99,09	2.832	2.768	-2,24
NEPAL	1.843.830	3.948.265	114,13	2.353.551	6.056.637	157,34
VIET NAM	6.656.313	5.029.310	-24,44	26.729.462	21.779.219	-18,52
MALDIVES	39.353	55.330	40,60	40.394	51.555	27,63
INDIA	21.003.183	18.854.933	-10,23	41.265.527	54.085.786	31,07
PAKISTAN	812.017	1.356.203	67,02	4.234.617	4.929.923	16,42
BANGLADESH	2.510.721	13.801.905	449,72	6.825.598	29.113.225	326,53
SRI LANKA	72.000	3.018	-95,81	93.600	3.650	-96,10
AFGHANISTAN	3.314.000	998.000	-69,89	4.678.044	1.722.620	-63,18
IRAQ	180.300	70.950	-60,65	555.919	122.309	-78,00
IRAN (ISLAMIC REPUBLIC OF)	73.080.685	15.514.390	-78,77	87.669.260	27.094.915	-69,09
SAUDI ARABIA	268.914	281.849	4,81	557.280	681.439	22,28
ISRAEL	55.850	43.820	-21,54	398.618	334.278	-16,14
KUWAIT	14.044	5.128	-63,49	68.678	24.636	-64,13
JORDAN	8.000	5.000	-37,50	50.343	17.950	-64,34
LEBANON	18.818	2.760	-85,33	20.110	19.432	-3,37
YEMEN	52.000	41.500	-20,19	99.150	102.860	3,74
OMAN	729	10	-98,63	1.941	42	-97,86
SYRIA ARAB REPUBLIC	24.500	12.000	-51,02	122.580	48.000	-60,84
TURKEY	96.300	79.721	-17,22	357.310	578.081	61,79
UNITED ARAB EMIRATES	2.719.394	2.564.278	-5,70	3.695.393	4.913.912	32,97
QATAR	2.929	6.021	105,58	22.585	12.913	-42,83
BAHRAIN	12.034	4.269	-64,52	37.427	6.637	-82,27
CYPRUS	8.000		-100,00	24.700		-100,00
EGYPT	134.700	246.000	82,63	728.300	766.714	5,27
LIBYAN ARAB JAMAHIRIYA	116.405	3.000	-97,42	299.056	3.985	-98,67
MOROCCO	127.520	42.280	-66,84	1.427.395	612.771	-57,07
TUNISIA	18.640		-100,00	59.754		-100,00
ALGERIA	47.700	26.075	-45,34	259.446	130.375	-49,75
SUDAN	23.800		-100,00	81.747		-100,00
ETHIOPIA	6.875	4.500	-34,55	13.356	6.750	-49,46
TANZANIA, UNITED REP. OF		1.600	-		14.400	-
TOGO		3.576	-		27.199	-

https://www.bps.go.id

TABEL 6. PERKEMBANGAN EKSPOR INDONESIA MENURUT KOMODITI DAN NEGARA TUJUAN
JANUARI-AGUSTUS 2020 DAN 2021

KOMODITI / NEGARA TUJUAN	BERAT BERSIH (KG)		PERUB	NILAI FOB (US $)		PERUB
	JAN-AGT 2020	JAN-AGT 2021	%	JAN-AGT 2020	JAN-AGT 2021	%
(1)	(2)	(3)	(4)	(5)	(6)	(7)
GHANA	200		-100,00	310		-100,00
NIGERIA	28.414	59.732	110,22	125.344	106.688	-14,88
MAURITANIA	3.000		-100,00	29.631		-100,00
BENIN		88.000	-		120.000	-
DJIBOUTI	8.500	72.300	750,59	12.750	223.389	1.652,07
SOUTH AFRICA	10.091	30	-99,70	11.091	45	-99,60
MAURITIUS	10.340		-100,00	48.053		-100,00
AUSTRALIA	112.515	152.005	35,10	515.985	619.581	20,08
NEW ZEALAND	4.460	2.657	-40,43	32.781	20.843	-36,42
GUAM		3	-		3	-
EAST TIMOR	1.408	2.184	55,09	404	5.751	1.323,95
UNITED STATES	8.307.979	8.842.148	6,43	58.170.974	54.763.787	-5,86
CANADA	116.242	117.159	0,79	4.526.972	1.121.680	-75,22
MEXICO		80.920	-		408.042	-
GUATEMALA	6.000	3.000	-50,00	33.407	20.706	-38,02
SURINAME	750	600	-20,00	6.195	4.150	-33,01
CHILE	7.000	14.002	100,03	48.453	92.502	90,91
VENEZUELA	55.000	18.000	-67,27	251.776	92.700	-63,18
ARGENTINA	174.500	130.650	-25,13	610.327	535.927	-12,19
BRAZIL	1.108.730	589.358	-46,84	4.788.699	3.077.192	-35,74
COLOMBIA	29.750	7.500	-74,79	118.719	29.250	-75,36
URUGUAY	25.500	12.000	-52,94	110.453	46.620	-57,79
PARAGUAY	5.500		-100,00	39.600		-100,00
PERU	10.400	227.420	2.086,73	71.000	462.972	552,07
GUYANA	12.005	30.250	151,99	38.294	154.039	302,25
JAMAICA		15.000	-		104.000	-
PUERTO RICO		1.000	-		1.500	-
DOMINICAN REPUBLIC	388.012	79.001	-79,64	1.670.943	558.258	-66,59
COSTA RICA	11.000	14.000	27,27	35.980	79.750	121,65
GUADELOUPE		50	-		5.000	-
UNITED KINGDOM	117.482	142.529	21,32	918.312	1.135.842	23,69
NETHERLANDS	1.844.296	1.568.144	-14,97	10.888.572	9.486.211	-12,88
FRANCE	121.827	395.706	224,81	1.773.771	2.297.357	29,52
GERMANY, FED. REP. OF	1.091.181	1.205.479	10,47	9.891.714	12.422.749	25,59
AUSTRIA	1.000	555	-44,50	4.000	2.149	-46,29
BELGIUM	21.088	23.867	13,18	125.745	203.207	61,60
SWITZERLAND	13.020	19	-99,85	42.966	3.702	-91,38
DENMARK	257.176	106.926	-58,42	286.693	87.589	-69,45
NORWAY	44.051	48.000	8,96	203.146	260.785	28,37
SWEDEN	57.830	14.814	-74,38	318.468	144.574	-54,60
IRELAND		20	-		1.041	-
ITALY	275.464	443.472	60,99	1.941.618	2.899.638	49,34
SPAIN	92.424	84.667	-8,39	879.684	1.014.118	15,28
PORTUGAL	146.250	68.500	-53,16	774.611	446.627	-42,34
ICELAND		12	-		12	-
GREECE	152.315	78.113	-48,72	760.374	450.699	-40,73
HUNGARY	13.185	668	-94,93	75.136	13.058	-82,62
POLAND	53.229	56.954	7,00	1.111.618	1.002.878	-9,78
ROMANIA	5.325	9.086	70,63	33.154	12.052	-63,65
BULGARIA	34.080		-100,00	52.700		-100,00
ALBANIA	1.000		-100,00	7.150		-100,00
KAZAKHSTAN	500	16.000	3.100,00	3.125	55.470	1.675,04
KYRGYZSTAN		20	-		677	-
UKRAINE	31.005	82.175	165,04	135.451	464.840	243,18
LITHUANIA	4.800		-100,00	33.417		-100,00
LATVIA	39.000	38.000	-2,56	170.480	149.456	-12,33
ESTONIA	20.300	20.000	-1,48	139.884	168.257	20,28
SLOVAKIA		31	-		42	-
CZECH REPUBLIC	3.535	11.447	223,79	20.579	72.050	250,11
RUSSIA FEDERATION	148.040	160.037	8,10	755.939	951.339	25,85
LADA HITAM	**10.889.364**	**9.701.058**	**-10,91**	**24.945.791**	**29.979.872**	**20,18**
JAPAN	201.506	162.578	-19,32	572.648	781.006	36,39
HONG KONG	187.321	267.330	42,71	460.219	941.382	104,55
KOREA, REPUBLIC OF	864.000		-100,00	1.747.110		-100,00
TAIWAN	141.198	118.970	-15,74	293.706	420.963	43,33
CHINA	1.743.291	1.803.476	3,45	4.358.076	6.082.705	39,57
THAILAND	292.465	275.000	-5,97	711.964	641.515	-9,89
SINGAPORE	69.618	343.525	393,44	192.826	1.283.168	565,46
PHILIPPINES	23.000	19.000	-17,39	56.460	67.108	18,86
MALAYSIA	134.990	114.599	-15,11	216.387	382.150	76,60
NEPAL	13.500	14.000	3,70	30.888	48.800	57,99
VIET NAM	2.683.204	1.527.084	-43,09	5.554.450	4.575.034	-17,63
INDIA	1.418.840	1.405.275	-0,96	3.584.345	4.182.480	16,69
PAKISTAN	23.675	128.000	440,65	39.345	329.655	737,87
IRAN (ISLAMIC REPUBLIC OF)	79.920		-100,00	116.830		-100,00
ISRAEL		15.000	-		41.250	-
TURKEY	61.000	53.070	-13,00	72.607	71.382	-1,69
UNITED ARAB EMIRATES		44.000	-		224.140	-
QATAR		3	-		11	-
EGYPT	24.825	57.000	129,61	49.898	94.683	89,75
TOGO		3.678	-		14.612	-
NIGERIA	7.000	12.000	71,43	18.900	42.000	122,22
AUSTRALIA	65.000	25.007	-61,53	159.250	82.552	-48,16
EAST TIMOR		3	-		78	-
UNITED STATES	1.685.343	1.662.895	-1,33	4.022.505	4.845.638	20,46
CANADA	23.995	8.006	-66,64	77.549	35.480	-54,25
DOMINICAN REPUBLIC	23.000	13.000	-43,48	48.732	51.433	5,54

https://www.bps.go.id

TABEL 6. PERKEMBANGAN EKSPOR INDONESIA MENURUT KOMODITI DAN NEGARA TUJUAN
JANUARI-AGUSTUS 2020 DAN 2021

KOMODITI / NEGARA TUJUAN	BERAT BERSIH (KG)		PERUB	NILAI FOB (US $)		PERUB
	JAN-AGT 2020	JAN-AGT 2021	%	JAN-AGT 2020	JAN-AGT 2021	%
(1)	(2)	(3)	(4)	(5)	(6)	(7)
UNITED KINGDOM	6.000	5.035	-16,08	10.794	22.058	104,35
NETHERLANDS	376.001	497.000	32,18	886.870	1.454.469	64,00
FRANCE	305.007	418.016	37,05	662.106	933.157	40,94
GERMANY, FED. REP. OF	87.125	325.000	273,03	230.838	1.135.538	391,92
BELGIUM	2.050	8.500	314,63	6.054	27.625	356,31
FINLAND		50.000	-		127.250	-
ITALY	25.040	18.010	-28,08	61.277	63.547	3,70
SPAIN	76.250	78.000	2,30	166.818	232.206	39,20
GREECE	15.000	14.000	-6,67	27.765	33.950	22,28
POLAND		50.000	-		180.350	-
LITHUANIA	5.200		-100,00	9.702		-100,00
RUSSIA FEDERATION	225.000	165.000	-26,67	498.875	530.500	6,34
LADA PUTIH	**14.283.500**	**12.413.031**	**-13,10**	**42.008.270**	**53.811.791**	**28,10**
JAPAN	584.785	511.322	-12,56	2.330.975	3.014.311	29,32
HONG KONG	19.300	11.763	-39,05	61.520	68.473	11,30
KOREA, REPUBLIC OF		30.000	-		187.500	-
TAIWAN	473.050	616.628	30,35	1.683.260	3.157.624	87,59
CHINA	3.450.030	1.740.454	-49,55	8.944.056	6.212.965	-30,54
THAILAND	210.000	323.004	53,81	836.676	1.289.908	54,17
SINGAPORE	315.784	339.998	7,67	1.164.597	1.916.964	64,60
PHILIPPINES	13.585	25.250	85,87	54.076	129.524	139,52
MALAYSIA	383.170	495.507	29,32	1.402.928	2.425.003	72,85
BRUNEI DARUSSALAM	100		-100,00	352		-100,00
NEPAL	1.200	37.100	2.991,67	1.200	187.607	15.533,94
VIET NAM	4.161.881	3.834.824	-7,86	9.006.351	12.967.951	43,99
INDIA	811.410	859.083	5,88	2.510.559	3.463.084	37,94
PAKISTAN	73.700	47.260	-35,88	152.031	136.894	-9,96
BANGLADESH		14.700	-		5.145	-
SRI LANKA		250	-		1.125	-
IRAN (ISLAMIC REPUBLIC OF)	1.850		-100,00	5.755		-100,00
TURKEY		2.100	-		2.100	-
UNITED ARAB EMIRATES	14.000	44.014	214,39	58.146	205.700	253,76
QATAR		3	-		16	-
EGYPT		5.000	-		52.133	-
MOROCCO	300		-100,00	1.200		-100,00
ETHIOPIA	3.500	3.000	-14,29	3.500	3.000	-14,29
NIGERIA	1.000		-100,00	3.600		-100,00
DJIBOUTI	16.500		-100,00	16.500		-100,00
AUSTRALIA	50.000	15.000	-70,00	200.000	76.500	-61,75
EAST TIMOR	1.340	320	-76,12	425	135	-68,24
UNITED STATES	1.964.011	1.596.040	-18,74	7.028.304	7.799.073	10,97
CANADA		300	-		5.288	-
MEXICO	1.000	3.875	287,50	4.040	18.019	346,01
DOMINICAN REPUBLIC	9.000	12.000	33,33	30.258	52.873	74,74
UNITED KINGDOM	111.000	86.150	-22,39	376.585	417.550	10,88
NETHERLANDS	263.000	516.075	96,23	1.211.342	3.443.632	184,28
FRANCE	540.004	360.010	-33,33	1.943.564	1.483.763	-23,66
GERMANY, FED. REP. OF	634.050	812.000	28,07	2.323.659	4.737.436	103,88
BELGIUM	500	3.000	500,00	1.964	14.325	629,27
ITALY	38.000	32.000	-15,79	158.237	179.620	13,51
SPAIN	130.000	30.000	-76,92	467.625	131.050	-71,98
GREECE	6.000	5.000	-16,67	23.176	25.500	10,03
LITHUANIA	450		-100,00	1.810		-100,00
BIJI KAKAO	**17.028.305**	**15.152.058**	**-11,02**	**46.901.764**	**37.468.091**	**-20,11**
JAPAN	220	34.268	15.476,39	545	105.168	19.186,19
CHINA		2	-		10	-
SINGAPORE	503.263	1.518	-99,70	1.377.846	9.682	-99,30
PHILIPPINES		250.000	-		657.500	-
MALAYSIA	16.234.078	14.776.205	-8,98	44.839.598	36.360.106	-18,91
BRUNEI DARUSSALAM	120		-100,00	3.168		-100,00
SAUDI ARABIA		320	-		1.440	-
UNITED ARAB EMIRATES		10	-		25	-
NEW ZEALAND	500	368	-26,40	2.350	1.266	-46,13
UNITED STATES	37.002	23.490	-36,52	164.902	149.588	-9,29
UNITED KINGDOM		17	-		44	-
NETHERLANDS	5.647		-100,00	24.124		-100,00
FRANCE	20	62	210,00	374	1.359	263,46
GERMANY, FED. REP. OF	3.000	12.571	319,04	13.704	69.224	405,12
AUSTRIA		27	-		643	-
BELGIUM	244.455	53.200	-78,24	475.153	112.037	-76,42
CENGKEH	**20.742.917**	**15.635.592**	**-24,62**	**77.327.016**	**71.015.542**	**-8,16**
JAPAN	20.100	44.182	119,81	56.613	184.871	226,55
HONG KONG	62.880	44.000	-30,03	220.414	70.340	-68,09
KOREA, REPUBLIC OF	46.346	26.018	-43,86	277.574	176.514	-36,41
TAIWAN	81.496	74.245	-8,90	240.148	194.792	-18,89
CHINA	1.021.448	913.154	-10,60	4.163.558	1.508.974	-63,76
THAILAND	57.440	61.330	6,77	300.942	242.887	-19,29
SINGAPORE	1.318.750	1.366.620	3,63	6.404.332	8.109.979	26,63
MALAYSIA	155.994	162.195	3,98	644.872	907.361	40,70
MYANMAR	142.500	41.760	-70,69	420.999	108.127	-74,32
BRUNEI DARUSSALAM	100		-100,00	566		-100,00
NEPAL	117.750	104.240	-11,47	469.172	415.072	-11,53
VIET NAM	2.485.528	471.760	-81,02	6.245.760	983.876	-84,25
INDIA	5.120.015	4.944.696	-3,42	16.298.828	22.747.304	39,56
PAKISTAN	1.572.552	1.122.449	-28,62	6.397.959	5.081.194	-20,58

https://www.bps.go.id

TABEL 6. PERKEMBANGAN EKSPOR INDONESIA MENURUT KOMODITI DAN NEGARA TUJUAN
JANUARI-AGUSTUS 2020 DAN 2021

KOMODITI / NEGARA TUJUAN	BERAT BERSIH (KG)		PERUB	NILAI FOB (US $)		PERUB
	JAN-AGT 2020	JAN-AGT 2021	%	JAN-AGT 2020	JAN-AGT 2021	%
(1)	(2)	(3)	(4)	(5)	(6)	(7)
BANGLADESH	319.230	1.124.465	252,24	1.565.158	6.309.760	303,14
AFGHANISTAN		25.000	-		146.271	-
IRAQ	608.850	74.600	-87,75	1.417.891	158.383	-88,83
IRAN (ISLAMIC REPUBLIC OF)	137.190	99.950	-27,14	499.304	270.966	-45,73
SAUDI ARABIA	1.314.760	543.910	-58,63	6.590.294	2.870.714	-56,44
ISRAEL	114.230	114.625	0,35	320.221	308.466	-3,67
KUWAIT	73.000	21.200	-70,96	390.709	153.333	-60,76
JORDAN	111.680	91.550	-18,02	252.108	124.024	-50,81
LEBANON	8.800	5.930	-32,61	18.760	18.275	-2,59
YEMEN	142.160	30.000	-78,90	714.530	175.680	-75,41
OMAN	12.000	29.500	145,83	55.500	147.228	165,28
SYRIA ARAB REPUBLIC	207.880	40.020	-80,75	206.884	14.207	-93,13
TURKEY	257.751	106.640	-58,63	1.018.670	387.570	-61,95
UNITED ARAB EMIRATES	1.190.470	1.700.733	42,86	4.849.024	9.423.464	94,34
QATAR	42.210	11.300	-73,23	166.538	48.050	-71,15
BAHRAIN	25.750	7.500	-70,87	115.131	24.000	-79,15
CYPRUS	2.200		-100,00	15.290		-100,00
EGYPT	562.880	223.100	-60,36	2.109.393	414.874	-80,33
LIBYAN ARAB JAMAHIRIYA	30.500	37.000	21,31	159.565	160.435	0,54
MOROCCO	226.140	49.210	-78,24	1.053.479	234.685	-77,72
TUNISIA	73.500	10.000	-86,39	275.900	47.000	-82,96
ALGERIA	196.050	57.000	-70,93	890.664	252.650	-71,63
SUDAN	247.870	120.780	-51,27	1.124.188	563.888	-49,84
ETHIOPIA	31.900	21.500	-32,60	118.380	58.050	-50,96
KENYA		23.500	-		121.400	-
TOGO		1.690	-		9.493	-
GHANA	11.000		-100,00	55.089		-100,00
SENEGAL	36.081	545	-98,49	180.096	1.987	-98,90
BENIN	38.500		-100,00	151.475		-100,00
DJIBOUTI	118.590	160.620	35,44	457.494	673.824	47,29
SOUTH AFRICA	9.001	9.000	-0,01	6.193	5.175	-16,43
MAURITIUS	90		-100,00	720		-100,00
AUSTRALIA	23.500	34.000	44,68	140.810	125.114	-11,15
NEW ZEALAND	1.400	1.000	-28,57	8.660	6.250	-27,83
EAST TIMOR	58		-100,00	15		-100,00
UNITED STATES	627.443	266.788	-57,48	3.422.948	1.757.168	-48,67
CANADA	64.484	42.796	-33,63	259.903	146.691	-43,56
MEXICO	23.000	4.500	-80,43	44.350	34.335	-22,58
GUATEMALA	12.000		-100,00	54.000		-100,00
CHILE	54.375	11.000	-79,77	237.159	48.600	-79,51
ARGENTINA	17.400	8.300	-52,30	53.777	18.568	-65,47
BRAZIL	19.650	19.950	1,53	173.117	139.451	-19,45
COLOMBIA	3.000		-100,00	13.950		-100,00
PERU	363.960	206.270	-43,33	1.895.754	1.286.335	-32,15
GUYANA	12.000		-100,00	60.000		-100,00
DOMINICAN REPUBLIC	89.500	90.000	0,56	429.250	457.800	6,65
COSTA RICA	5.000		-100,00	31.100		-100,00
HAITI	120.006	104.325	-13,07	670.949	523.409	-21,99
UNITED KINGDOM	85.870	59.000	-31,29	345.399	317.127	-8,19
NETHERLANDS	418.225	361.370	-13,59	464.542	710.124	52,87
FRANCE	80.000	56.986	-28,77	567.329	342.212	-39,68
GERMANY, FED. REP. OF	108.055	63.875	-40,89	382.048	154.819	-59,48
BELGIUM	5.000	8.200	64,00	30.294	58.455	92,96
DENMARK		480	-		2.382	-
NORWAY	1.000		-100,00	7.025		-100,00
FINLAND	1.000		-100,00	5.500		-100,00
ITALY	41.500	8.850	-78,67	139.801	24.597	-82,41
SPAIN	4.000	42.725	968,13	14.588	141.992	873,33
GREECE	4.000		-100,00	13.400		-100,00
HUNGARY	1.000		-100,00	4.800		-100,00
POLAND	9.000		-100,00	7.893		-100,00
ROMANIA	1.600	3.000	87,50	5.280	16.750	217,23
AZERBAIJAN	10.500		-100,00	51.450		-100,00
KAZAKHSTAN	12.000	11.500	-4,17	69.100	82.175	18,92
UKRAINE	37.000	14.160	-61,73	192.836	65.977	-65,79
LITHUANIA	10.230		-100,00	33.693		-100,00
LATVIA	3.000		-100,00	2.079		-100,00
ESTONIA	6.000	10.000	66,67	34.200	75.850	121,78
GEORGIA	10.000		-100,00	48.072		-100,00
RUSSIA FEDERATION	104.000	89.000	-14,42	491.560	624.221	26,99
LADA LAINNYA	**2.900.797**	**2.685.122**	**-7,44**	**9.805.890**	**14.197.776**	**44,79**
JAPAN	4.000	2.752	-31,20	53.150	64.645	21,63
HONG KONG	100	50	-50,00	209	298	42,29
KOREA, REPUBLIC OF		2.808	-		17.094	-
TAIWAN	1.591	1.000	-37,16	4.816	5.000	3,81
CHINA	1.129.566	459.961	-59,28	3.246.710	1.859.502	-42,73
THAILAND	6	1	-92,26	12	1	-91,67
SINGAPORE	1.958	5.976	205,24	3.899	20.965	437,71
MALAYSIA	3.870	4.080	5,43	29.642	25.344	-14,50
NEPAL	70.040	256.860	266,73	252.597	1.500.470	494,02
VIET NAM	872.775	241.700	-72,31	1.996.165	1.072.830	-46,26
INDIA	500.725	1.538.458	207,25	2.671.599	8.616.128	222,51
PAKISTAN	67.200	54.470	-18,94	164.463	204.472	24,33
BANGLADESH	27.000	24.150	-10,56	15.500	88.000	467,74
ISRAEL	2.500	500	-80,00	9.250	2.582	-72,08
UNITED ARAB EMIRATES	150.150	27.000	-82,02	1.044.236	203.850	-80,48
EGYPT	7.500		-100,00	13.091		-100,00

https://www.bpsgo.id

TABEL 6. PERKEMBANGAN EKSPOR INDONESIA MENURUT KOMODITI DAN NEGARA TUJUAN
JANUARI-AGUSTUS 2020 DAN 2021

KOMODITI / NEGARA TUJUAN	BERAT BERSIH (KG)		PERUB	NILAI FOB (US $)		PERUB
	JAN-AGT 2020	JAN-AGT 2021	%	JAN-AGT 2020	JAN-AGT 2021	%
(1)	(2)	(3)	(4)	(5)	(6)	(7)
MOROCCO	6.000	28.000	366,67	19.094	123.760	548,18
ETHIOPIA	3.000		-100,00	12.900		-100,00
DJIBOUTI	14.000	24.000	71,43	51.800	99.096	91,31
EAST TIMOR	3.410	100	-97,07	1.025	20	-98,05
UNITED STATES	25.480	651	-97,45	57.244	9.834	-82,82
CANADA		200	-		5.025	-
UNITED KINGDOM	5.665	640	-88,70	120.736	16.698	-86,17
FRANCE		182	-		5.127	-
GERMANY, FED. REP. OF	3.560	10.234	187,47	24.119	230.514	855,73
ITALY	700	1.350	92,86	13.633	26.522	94,54
TEH	**4.883.920**	**2.780.338**	**-43,07**	**10.563.464**	**5.686.051**	**-46,17**
JAPAN	1.302	3.978	205,50	10.579	39.171	270,26
HONG KONG	2.775	2.826	1,86	4.879	9.693	98,65
KOREA, REPUBLIC OF		12	-		1	-
TAIWAN	379.622	372.346	-1,92	727.449	697.392	-4,13
CHINA	24.128	24	-99,90	14.602	646	-95,58
PAPUA NEW GUINEA		172	-		666	-
THAILAND		60.025	-		180.154	-
SINGAPORE	10.819	3.550	-67,19	53.476	14.265	-73,33
PHILIPPINES	43.430		-100,00	228.216		-100,00
MALAYSIA	38.513	22.280	-42,15	71.893	48.818	-32,10
BRUNEI DARUSSALAM	57	190	233,33	685	345	-49,66
VIET NAM	51.800	12.950	-75,00	154.786	38.259	-75,28
INDIA	393.000	451.500	14,89	527.378	605.010	14,72
PAKISTAN	234.500	75.100	-67,97	553.177	184.900	-66,57
AFGHANISTAN	324.510	94.000	-71,03	767.724	221.240	-71,18
IRAN (ISLAMIC REPUBLIC OF)	66.500		-100,00	139.555		-100,00
SAUDI ARABIA	3.960		-100,00	69.513		-100,00
KUWAIT		3	-		19	-
OMAN	1.848		-100,00	770		-100,00
TURKEY	27.500		-100,00	60.500		-100,00
UNITED ARAB EMIRATES	721.890	182.088	-74,78	1.584.788	386.000	-75,64
EGYPT	20.000	80.000	300,00	44.000	174.400	296,36
MOROCCO		324	-		5.003	-
KENYA	9.240	25.050	171,11	26.426	71.044	168,84
SENEGAL		74	-		621	-
MAURITIUS		19	-		1.492	-
AUSTRALIA	41.066	1.174	-97,14	87.181	9.462	-89,15
EAST TIMOR	61.352	1.710	-97,21	26.194	4.665	-82,19
UNITED STATES	645.723	100.522	-84,43	1.424.770	203.931	-85,69
SURINAME	3.800	3.340	-12,11	16.290	15.335	-5,86
CHILE	55.000		-100,00	147.950		-100,00
PERU		41.000	-		91.100	-
NETHERLANDS	80.000	261.250	226,56	176.000	656.125	272,80
FRANCE		156	-		10.168	-
GERMANY, FED. REP. OF	901.042	545.470	-39,46	1.674.611	837.725	-49,97
BELGIUM		1.100	-		4.353	-
ITALY	13.544	6.300	-53,48	43.620	29.796	-31,69
SPAIN		21.266	-		80.220	-
POLAND	563.000	202.000	-64,12	1.526.050	515.415	-66,23
TURKMENISTAN		3.000	-		6.150	-
UKRAINE	11.000	16.400	49,09	24.200	41.750	72,52
RUSSIA FEDERATION	153.000	189.140	23,62	376.200	500.720	33,10
KARET ALAM	**3.687.463**	**1.687.191**	**-54,25**	**4.398.374**	**3.335.600**	**-24,16**
CHINA	420.063	2.056	-99,51	376.411	6.081	-98,38
THAILAND	41	82	100,98	400	1.270	217,50
SINGAPORE	298	9	-97,03	929	55	-94,05
VIET NAM	526.000	766.500	45,72	1.283.160	1.940.540	51,23
INDIA	121.000		-100,00	113.775		-100,00
TURKEY	620.500	144.500	-76,71	631.345	221.025	-64,99
EAST TIMOR	3	36	1.102,90	20	6	-72,00
UNITED STATES	21.500	7	-99,97	22.790	13	-99,94
GUATEMALA	387.000		-100,00	363.780		-100,00
BRAZIL	1.032.000	473.000	-54,17	1.006.415	707.350	-29,72
NETHERLANDS	129.000	1	-100,00	121.260	21	-99,98
FRANCE	58		-100,00	79.694		-100,00
GERMANY, FED. REP. OF		86.000	-		119.540	-
BELGIUM	344.000	107.500	-68,75	321.855	177.375	-44,89
ITALY	21.500	107.500	400,00	21.070	162.325	670,41
SLOVENIA	64.500		-100,00	55.470		-100,00
TANAMAN TAHUNAN LAINNYA	**260.344**	**217.527**	**-16,45**	**462.600**	**855.372**	**84,91**
JAPAN	30.630	29.440	-3,88	102.684	131.024	27,60
HONG KONG	2.948	3.130	6,17	3.378	3.275	-3,05
CHINA		60.203	-		141.423	-
THAILAND	16		-100,00	423		-100,00
SINGAPORE	101.520	57.872	-42,99	192.841	122.625	-36,41
MALAYSIA	94.624	46.215	-51,16	54.608	19.159	-64,91
SAUDI ARABIA	17.104	13.475	-21,21	45.720	65.851	44,03
UNITED ARAB EMIRATES	1.350		-100,00	5.400		-100,00
QATAR	1.509	969	-35,78	5.725	2.961	-48,28
SOUTH AFRICA		10	-		45	-
UNITED STATES	264	1.593	504,26	15.068	281.277	1.766,67
UNITED KINGDOM		20	-		423	-
NETHERLANDS	10.381	4.575	-55,93	36.753	87.128	137,07
ITALY		25	-		182	-

https://www.bpsgo.id

TABEL 6. PERKEMBANGAN EKSPOR INDONESIA MENURUT KOMODITI DAN NEGARA TUJUAN
JANUARI-AGUSTUS 2020 DAN 2021

KOMODITI / NEGARA TUJUAN	BERAT BERSIH (KG)		PERUB	NILAI FOB (US $)		PERUB
	JAN-AGT 2020	JAN-AGT 2021	%	JAN-AGT 2020	JAN-AGT 2021	%
(1)	(2)	(3)	(4)	(5)	(6)	(7)
BUAH-BUAHAN TAHUNAN	**612.755.437**	**582.220.018**	**-4,98**	**254.636.968**	**216.753.134**	**-14,88**
JAPAN	2.147.260	2.477.179	15,36	1.261.838	1.458.272	15,57
HONG KONG	25.513.073	3.836.808	-84,96	48.946.340	12.245.464	-74,98
KOREA, REPUBLIC OF	911.892	1.290.791	41,55	519.666	765.843	47,37
TAIWAN	48.539	74.044	52,55	201.114	218.190	8,49
CHINA	146.069.744	253.601.650	73,62	49.974.367	78.602.118	57,28
MACAU	120		-100,00	600		-100,00
PAPUA NEW GUINEA	60		-100,00	247		-100,00
THAILAND	89.592.311	59.698.015	-33,37	25.484.158	20.422.916	-19,86
SINGAPORE	3.636.412	4.013.558	10,37	2.844.014	2.920.429	2,69
PHILIPPINES	22.000	754	-96,57	28.600	4.263	-85,09
MALAYSIA	240.019.821	190.138.298	-20,78	57.664.170	50.915.764	-11,70
MYANMAR	28.000		-100,00	7.011		-100,00
CAMBODIA	281.094	133.588	-52,48	211.037	88.168	-58,22
BRUNEI DARUSSALAM	1.030	12.936	1.155,43	4.731	24.994	428,34
NEPAL	130.000		-100,00	90.020		-100,00
VIET NAM	71.324.562	49.044.915	-31,24	31.696.327	25.587.155	-19,27
MALDIVES	22.884		-100,00	26.632		-100,00
INDIA	10.668.705	8.225.810	-22,90	15.272.235	12.086.879	-20,86
PAKISTAN	595.976	196.016	-67,11	171.331	32.445	-81,06
BANGLADESH	279.000	2.031.317	628,07	405.630	3.806.946	838,53
SRI LANKA	157.600		-100,00	255.940		-100,00
IRAQ	300.300		-100,00	271.953		-100,00
IRAN (ISLAMIC REPUBLIC OF)	728.160	297.120	-59,20	1.030.880	658.258	-36,15
SAUDI ARABIA	3.485.330	1.257.074	-63,93	2.983.980	890.145	-70,17
ISRAEL	150.270	25.912	-82,76	93.957	21.572	-77,04
KUWAIT	123.641	55.554	-55,07	145.629	151.040	3,72
JORDAN	579.880	232.990	-59,82	515.249	215.587	-58,16
LEBANON	1.269.215	93.760	-92,61	831.053	72.530	-91,27
YEMEN	63.470		-100,00	60.150		-100,00
OMAN	979.240	970.017	-0,94	626.759	518.219	-17,32
SYRIA ARAB REPUBLIC	26.000		-100,00	7.220		-100,00
TURKEY	1.053.333	18.200	-98,27	807.596	23.205	-97,13
UNITED ARAB EMIRATES	2.774.934	2.465.359	-11,16	2.036.449	1.819.515	-10,65
QATAR	1.064.744	908.778	-14,65	656.976	573.311	-12,73
BAHRAIN	104.200	51.830	-50,26	82.084	35.412	-56,86
EGYPT	247.360	36.700	-85,16	109.995	33.000	-70,00
LIBYAN ARAB JAMAHIRIYA	50.000		-100,00	57.500		-100,00
REUNION	27.000		-100,00	38.675		-100,00
GHANA	157	167	6,37	1.530	1.943	26,96
LIBERIA	143	731	411,19	12.926	82.074	534,96
CAMEROON	231	504	118,18	38.426	73.398	91,01
SIERRA LEONE		1.200	-		5.350	-
COTE D'IVOIRE	133	130	-2,26	14.048	14.048	0,00
SENEGAL	21.000	100	-99,52	23.100	297	-98,72
SOUTH AFRICA		5.535	-		13.561	-
MAURITIUS	144		-100,00	438		-100,00
AUSTRALIA	624.755	140.268	-77,55	429.954	139.057	-67,66
SOLOMON ISLANDS		360	-		3.000	-
TONGA		240	-		2.000	-
EAST TIMOR	5.880	54.026	818,76	8.834	29.825	237,62
UNITED STATES	117.140	44.215	-62,26	177.197	131.202	-25,96
CANADA	117.589	25.277	-78,50	107.304	67.174	-37,40
CHILE	100		-100,00	240		-100,00
BRAZIL	1.787.352	100.860	-94,36	1.533.754	57.418	-96,26
URUGUAY		25.500	-		17.850	-
PARAGUAY	26.004		-100,00	13.164		-100,00
DOMINICAN REPUBLIC	342.000	25.000	-92,69	398.100	28.750	-92,78
FRENCH POLYNESIA		10	-		32	-
UNITED KINGDOM	390.273	87.259	-77,64	383.376	127.456	-66,75
NETHERLANDS	1.046.494	140.568	-86,57	1.039.364	580.124	-44,18
FRANCE	422.515	116.881	-72,34	1.069.612	696.363	-34,90
GERMANY, FED. REP. OF	802.847	16.630	-97,93	995.577	65.268	-93,44
AUSTRIA	20.005		-100,00	24.000		-100,00
BELGIUM	733.330	75.000	-89,77	675.228	75.000	-88,89
SWITZERLAND	320	1.684	426,25	2.665	22.005	725,60
DENMARK	18.000		-100,00	20.730		-100,00
SWEDEN	51.000		-100,00	27.700		-100,00
ITALY	30	1.012	3.272,67	60	2.075	3.357,62
SPAIN	628.741	89.166	-85,82	892.045	90.502	-89,85
GREECE	19.450		-100,00	3.985		-100,00
HUNGARY		150	-		378	-
POLAND	25.000		-100,00	12.750		-100,00
ROMANIA	36.000	25	-99,93	47.700	75	-99,84
BULGARIA	25.000		-100,00	11.500		-100,00
ALBANIA	18.000		-100,00	19.710		-100,00
KAZAKHSTAN	26.004		-100,00	23.400		-100,00
UKRAINE	191.300	34.200	-82,12	174.735	45.453	-73,99
LITHUANIA	297		-100,00	991		-100,00
ESTONIA	18.002		-100,00	10.497		-100,00
CROATIA	36.000		-100,00	31.600		-100,00
SLOVENIA	65		-100,00	750		-100,00
CZECH REPUBLIC	20.417	7.028	-65,58	57.761	15.706	-72,81
RUSSIA FEDERATION	686.518	37.318	-94,56	908.061	174.113	-80,83
MONTENEGRO	20.040		-100,00	22.044		-100,00
TANAMAN HIAS	**1.145.963**	**1.491.897**	**30,19**	**1.337.348**	**1.349.820**	**0,93**

https://www.bps.go.id

TABEL 6. PERKEMBANGAN EKSPOR INDONESIA MENURUT KOMODITI DAN NEGARA TUJUAN
JANUARI-AGUSTUS 2020 DAN 2021

KOMODITI / NEGARA TUJUAN	BERAT BERSIH (KG)		PERUB	NILAI FOB (US $)		PERUB
	JAN-AGT 2020	JAN-AGT 2021	%	JAN-AGT 2020	JAN-AGT 2021	%
(1)	(2)	(3)	(4)	(5)	(6)	(7)
JAPAN	848.159	1.038.872	22,49	882.399	1.180.379	33,77
TAIWAN	29.950	66.185	120,98	20.520	60.433	194,51
CHINA	240.000		-100,00	351.825		-100,00
SINGAPORE	6.480	998	-84,60	16.028	1.294	-91,92
MALAYSIA	18.735	374.190	1.897,28	34.186	30.826	-9,83
OMAN		3	-		35	-
QATAR	134	494	268,66	164	959	482,83
AUSTRALIA	2.385	5.325	123,25	30.376	72.482	138,61
GERMANY, FED. REP. OF	120	5.530	4.519,88	1.850	3.040	64,32
RUSSIA FEDERATION		300	-		372	-
TANAMAN HORTIKULTURA LAINNYA	**1.870.365**	**2.565.486**	**37,17**	**6.442.802**	**9.648.237**	**49,75**
JAPAN	35.083	48.728	38,89	389.350	560.443	43,94
HONG KONG	5.860	5.989	2,22	5.911	77.035	1.203,23
KOREA, REPUBLIC OF	1.177.535	1.590.852	35,10	1.329.514	1.049.499	-21,06
TAIWAN	75.621	51.505	-31,89	148.246	101.759	-31,36
CHINA	280.401	409.663	46,10	121.452	242.999	100,08
THAILAND	27.747	2.955	-89,35	44.424	133.198	199,83
SINGAPORE	34.466	97.275	182,24	1.492.274	2.652.904	77,78
PHILIPPINES	38	145	282,23	988	89.270	8.935,40
MALAYSIA	153	29.277	19.034,97	1.703	31.978	1.778,30
MYANMAR	6.095	10.021	64,41	4.267	10.021	134,85
CAMBODIA		5	-		375	-
BRUNEI DARUSSALAM		40	-		982	-
VIET NAM	25.243	28.708	13,73	30.279	54.524	80,07
MALDIVES	9	32	274,27	883	832	-5,81
BANGLADESH		18	-		3.000	-
IRAQ		221	-		3.339	-
IRAN (ISLAMIC REPUBLIC OF)		10	-		100	-
SAUDI ARABIA	4.340	1.285	-70,39	7.155	3.436	-51,97
KUWAIT	3.641	8.124	123,12	8.943	25.711	187,51
JORDAN	6	116	1.833,33	441	854	93,79
LEBANON	10		-100,00	75		-100,00
OMAN	460	173	-62,37	524	813	55,23
TURKEY	17	10	-41,18	407	583	43,08
UNITED ARAB EMIRATES	8.220	7.548	-8,18	16.532	32.599	97,19
QATAR	10.626	9.880	-7,02	23.599	27.317	15,75
BAHRAIN	350	160	-54,29	394	512	29,95
CYPRUS		54	-		2.327	-
EGYPT	15		-100,00	673		-100,00
MOROCCO	6		-100,00	427		-100,00
TANZANIA, UNITED REP. OF		12	-		968	-
KENYA		72	-		9.527	-
SOUTH AFRICA	168	746	343,90	11.478	69.040	501,48
MAURITIUS		40	-		3.755	-
AUSTRALIA	7.193	7.807	8,53	373.382	587.247	57,28
NEW ZEALAND	405	335	-17,41	20.926	42.231	101,81
EAST TIMOR		222	-		2.273	-
UNITED STATES	41.211	70.828	71,87	651.596	1.244.667	91,02
CANADA	3.471	33.044	851,86	210.212	439.700	109,17
CHILE		190	-		38.249	-
PERU	10		-100,00	1.806		-100,00
BARBADOS		1	-		50	-
UNITED KINGDOM	520	1.443	177,42	10.365	34.856	236,29
NETHERLANDS	103.307	82.631	-20,01	1.339.523	1.690.498	26,20
FRANCE		24	-		1.516	-
GERMANY, FED. REP. OF	2.582	6.337	145,44	135.819	190.746	40,44
AUSTRIA		30	-		8.302	-
BELGIUM	80	349	336,25	1.891	50.356	2.562,35
NORWAY		8	-		259	-
ITALY	700	425	-39,29	3.058	956	-68,75
SPAIN	395	416	5,31	5.618	7.718	37,39
GREECE	15		-100,00	171		-100,00
POLAND	894	670	-25,06	8.590	48.159	460,66
CROATIA		10	-		1.832	-
CZECH REPUBLIC	13.471	10.556	-21,64	39.906	45.556	14,16
RUSSIA FEDERATION		46.499	-		23.371	-
SARANG BURUNG	**776.916**	**1.051.250**	**35,31**	**276.469.433**	**351.744.497**	**27,23**
JAPAN	141	41	-71,22	114.878	14.713	-87,19
HONG KONG	556.950	700.493	25,77	47.116.456	68.931.173	46,30
KOREA, REPUBLIC OF	74	0	-99,73	43.518	115	-99,74
TAIWAN	7.032	17.079	142,88	727.171	2.698.279	271,06
CHINA	129.787	154.244	18,84	203.557.932	236.353.173	16,11
MONGOLIA		1	-		150	-
THAILAND	1.800	931	-48,25	1.449.626	778.524	-46,29
SINGAPORE	41.077	54.648	33,04	10.815.276	18.966.640	75,37
MALAYSIA	7.416	23.537	217,36	877.280	1.671.184	90,50
VIET NAM	18.747	46.506	148,07	931.647	3.124.252	235,35
UNITED ARAB EMIRATES		10	-		2.600	-
AUSTRALIA	1.640	1.341	-18,28	1.298.874	1.942.072	49,52
UNITED STATES	10.982	50.897	363,45	8.770.991	16.218.506	84,91
CANADA	1.044	1.259	20,63	653.257	886.648	35,73
FRANCE	205	262	27,93	112.522	156.369	38,97
AUSTRIA		1	-		100	-
SPAIN	20		-100,00	6		-100,00
BABI	**22.290.278**	**17.067.368**	**-23,43**	**50.345.708**	**38.162.710**	**-24,20**

https://www.bps.go.id

TABEL 6. PERKEMBANGAN EKSPOR INDONESIA MENURUT KOMODITI DAN NEGARA TUJUAN
JANUARI-AGUSTUS 2020 DAN 2021

KOMODITI / NEGARA TUJUAN	BERAT BERSIH (KG)		PERUB	NILAI FOB (US $)		PERUB
	JAN-AGT 2020	JAN-AGT 2021	%	JAN-AGT 2020	JAN-AGT 2021	%
(1)	(2)	(3)	(4)	(5)	(6)	(7)
SINGAPORE	22.290.278	17.067.368	-23,43	50.345.708	38.162.710	-24,20
REPTIL	**106.634**	**106.190**	**-0,42**	**1.866.188**	**2.342.062**	**25,50**
JAPAN	1.002	1.910	90,76	217.636	419.800	92,89
HONG KONG	712	786	10,39	86.098	144.324	67,63
KOREA, REPUBLIC OF	19.370	19.373	0,01	64.151	108.630	69,33
TAIWAN	217	174	-19,63	56.212	56.951	1,31
CHINA	1.989		-100,00	15.419		-100,00
MACAU		10	-		10.000	-
THAILAND	10	44	340,00	1.425	10.911	665,68
SINGAPORE	74.843	79.233	5,87	217.068	208.667	-3,87
PHILIPPINES	20		-100,00	3.280		-100,00
MALAYSIA		40	-		3.049	-
VIET NAM	4.351		-100,00	43.508		-100,00
INDIA		5	-		828	-
IRAQ		15	-		1.200	-
IRAN (ISLAMIC REPUBLIC OF)		13	-		1.221	-
JORDAN		25	-		330	-
BAHRAIN		72	-		5.019	-
MAURITIUS		15	-		1.173	-
UNITED STATES	3.461	2.960	-14,48	1.041.568	1.055.803	1,37
CANADA		71	-		9.125	-
UNITED KINGDOM	48	258	437,50	2.807	61.059	2.075,44
NETHERLANDS	100	97	-3,00	10.500	9.520	-9,33
FRANCE	111	57	-48,65	27.784	44.490	60,13
GERMANY, FED. REP. OF	35	379	982,86	23.276	109.932	372,30
ITALY	90	308	242,22	1.720	6.147	257,38
ARMENIA	40		-100,00	1.360		-100,00
CZECH REPUBLIC	236	345	46,19	52.377	73.883	41,06
TERNAK LAINNYA	**254.525**	**673.693**	**164,69**	**1.702.059**	**3.023.842**	**77,66**
JAPAN	1.336	4.427	231,44	91.572	141.612	54,65
HONG KONG	25.231	59.773	136,90	49.847	249.258	400,05
KOREA, REPUBLIC OF	610	917	50,39	83.835	102.222	21,93
TAIWAN	643	268	-58,32	4.826	1.349	-72,05
CHINA	47	128	171,70	217	3.392	1.461,36
THAILAND	58	475	718,10	240	3.348	1.294,88
SINGAPORE	34.215	84.938	148,25	180.351	474.975	163,36
PHILIPPINES	893	5.030	463,29	4.625	30.572	561,05
MALAYSIA	127.630	466.531	265,53	281.719	1.260.235	347,34
MYANMAR	46.255	30.217	-34,67	808.003	542.571	-32,85
CAMBODIA	67	49	-27,37	100	2.350	2.249,86
BRUNEI DARUSSALAM	696	417	-40,03	611	4.722	673,29
VIET NAM	400	707	76,75	1.940	2.913	50,15
INDIA		124	-		493	-
PAKISTAN	1.582	2.081	31,52	15.137	13.600	-10,16
BANGLADESH		1.498	-		9.350	-
IRAQ		5	-		2.500	-
KUWAIT		269	-		2.365	-
JORDAN		20	-		915	-
UNITED ARAB EMIRATES	40	933	2.232,50	2.050	4.591	123,96
QATAR	100	25	-75,00	1.000	255	-74,50
BAHRAIN	32	15	-53,13	146	126	-13,70
EGYPT	15	40	166,67	100	75	-25,00
EQUATORIAL GUINEA		157	-		967	-
GABON	24		-100,00	1.200		-100,00
SENEGAL		750	-		710	-
SOUTH AFRICA		44	-		413	-
AUSTRALIA	4	1.400	34.900,00	970	4.872	402,27
EAST TIMOR	12.121	9.551	-21,21	149.538	119.554	-20,05
UNITED STATES	1.155	1.060	-8,23	13.020	14.199	9,05
CANADA	54	52	-3,24	223	1.105	395,51
MEXICO		78	-		350	-
CHILE		8	-		69	-
COLOMBIA		19	-		100	-
CAPE VERDE		20	-		210	-
UNITED KINGDOM	193	675	249,70	896	7.792	769,60
NETHERLANDS	79	223	182,28	464	4.929	962,70
FRANCE	10	101	905,00	68	831	1.121,76
GERMANY, FED. REP. OF	95	78	-17,89	807	307	-61,93
AUSTRIA		60	-		207	-
BELGIUM	14	20	42,86	348	178	-49,04
SWITZERLAND	25		-100,00	73		-100,00
DENMARK	5	5	0,00	75	50	-33,33
SWEDEN	10		-100,00	100		-100,00
FINLAND		8	-		345	-
IRELAND	52	4	-92,31	124	144	16,13
ITALY	70	101	44,29	5.980	4.590	-23,24
SPAIN	191	246	29,18	577	1.550	168,79
PORTUGAL		15	-		104	-
GREECE	6		-100,00	103		-100,00
HUNGARY	25		-100,00	68		-100,00
POLAND	160		-100,00	200		-100,00
UKRAINE	300		-100,00	600		-100,00
UZBEKISTAN		5	-		150	-
CZECH REPUBLIC		25	-		5.504	-
RUSSIA FEDERATION	82	102	24,39	306	826	169,99

https://www.bps.go.id

TABEL 6. PERKEMBANGAN EKSPOR INDONESIA MENURUT KOMODITI DAN NEGARA TUJUAN
JANUARI-AGUSTUS 2020 DAN 2021

KOMODITI / NEGARA TUJUAN	BERAT BERSIH (KG)		PERUB	NILAI FOB (US $)		PERUB
	JAN-AGT 2020	JAN-AGT 2021	%	JAN-AGT 2020	JAN-AGT 2021	%
(1)	(2)	(3)	(4)	(5)	(6)	(7)
SATWA LIAR	**764**	**2.785**	**264,68**	**173.566**	**704.377**	**305,83**
JAPAN		950	-		29.217	-
THAILAND	60		-100,00	60		-100,00
SINGAPORE	19		-100,00	6.666		-100,00
MALAYSIA		14	-		18.000	-
BANGLADESH	369	991	168,43	101.690	336.600	231,01
AFGHANISTAN		128	-		55.000	-
IRAQ		43	-		3.000	-
JORDAN	200		-100,00	20.000		-100,00
LEBANON	110	286	160,00	21.350	130.300	510,30
NIGER		10	-		10.800	-
UNITED STATES		334	-		120.000	-
NETHERLANDS		2	-		20	-
NORWAY	2		-100,00	2.400		-100,00
UZBEKISTAN		29	-		1.440	-
CZECH REPUBLIC	4		-100,00	21.400		-100,00
GAHARU	**347.294**	**1.042.289**	**200,12**	**10.467.340**	**8.854.208**	**-15,41**
JAPAN		7	-		700	-
HONG KONG		3.206	-		24.502	-
KOREA, REPUBLIC OF	24.980	39.200	56,93	478.700	392.420	-18,02
TAIWAN	16.222	5.102	-68,55	98.726	267.265	170,71
CHINA	1.174	137.450	11.607,84	29.350	177.640	505,25
SINGAPORE	39.366	85.728	117,77	812.984	805.139	-0,96
MALAYSIA	95	2	-97,89	760	200	-73,68
VIET NAM	822	300	-63,50	7.845	1.500	-80,88
INDIA	4.305	5.950	38,23	23.250	6.500	-72,04
SAUDI ARABIA	233.602	324.022	38,71	8.138.325	5.673.993	-30,28
KUWAIT	6.868	9.353	36,18	164.388	150.590	-8,39
YEMEN		2	-		200	-
OMAN	37	104	184,93	1.690	5.735	239,35
UNITED ARAB EMIRATES	16.706	164.695	885,84	581.598	694.972	19,49
QATAR	2.108	3.069	45,57	50.725	168.565	232,31
BAHRAIN	1.005	1.502	49,45	78.500	117.200	49,30
LIBYAN ARAB JAMAHIRIYA		40.000	-		29.000	-
MOROCCO	1	19	1.800,00	100	1.580	1.480,00
SUDAN		81.500	-		120.375	-
NIGERIA		121.500	-		186.682	-
BENIN		19.500	-		23.400	-
UNITED STATES	3	67	2.133,33	300	4.950	1.550,00
UNITED KINGDOM	1	4	300,00	100	400	300,00
GERMANY, FED. REP. OF		3	-		300	-
LUXEMBOURG		4	-		400	-
BAMBU	**1.770.519**	**1.780.797**	**0,58**	**1.333.048**	**1.685.110**	**26,41**
JAPAN		82	-		105	-
HONG KONG		11.481	-		15.289	-
KOREA, REPUBLIC OF		594	-		318	-
TAIWAN	18.000		-100,00	9.000		-100,00
CHINA	18.743	2.024	-89,20	6.403	10.415	62,67
PAPUA NEW GUINEA	1.050		-100,00	1.490		-100,00
SINGAPORE	52	28.445	54.308,51	730	19.576	2.579,77
PHILIPPINES		197	-		103	-
MALAYSIA	5.000		-100,00	620		-100,00
MALDIVES	6.000	111.026	1.750,43	3.270	75.003	2.193,67
SRI LANKA	28.000	54.369	94,18	5.870	148.449	2.428,94
SAUDI ARABIA	153.850	188.546	22,55	53.228	47.500	-10,76
ISRAEL	6	240	3.900,00	75	1.800	2.300,00
KUWAIT	3.080	12.000	289,61	4.967	6.051	21,83
OMAN	69.840	76.939	10,16	18.130	13.347	-26,38
TURKEY	10.000		-100,00	3.200		-100,00
UNITED ARAB EMIRATES	65.798	69.986	6,36	16.634	349.655	2.002,11
QATAR	4.444		-100,00	1.267		-100,00
BAHRAIN	13.200		-100,00	1.247		-100,00
CYPRUS	650		-100,00	1.338		-100,00
KENYA	24		-100,00	360		-100,00
AUSTRALIA	1.132.881	849.694	-25,00	993.210	706.564	-28,86
NEW ZEALAND	1.660		-100,00	963		-100,00
NEW CALEDONIA	8.860	5.123	-42,18	8.154	4.801	-41,12
UNITED STATES	10.847	140.951	1.199,40	24.032	107.773	348,46
CANADA		14	-		440	-
NETHERLANDS ANTILLES		15	-		13	-
GUADELOUPE	620		-100,00	790		-100,00
UNITED KINGDOM	18.891	14.887	-21,20	25.823	24.496	-5,14
NETHERLANDS	44.514	70.390	58,13	10.796	13.613	26,09
FRANCE	46.356	24.721	-46,67	31.335	29.392	-6,20
GERMANY, FED. REP. OF	34.951	40.163	14,91	37.853	40.571	7,18
BELGIUM	23.500	41.534	76,74	20.324	25.108	23,54
SWEDEN		1.495	-		575	-
ITALY	18.348	23.406	27,57	20.724	35.226	69,98
SPAIN	15.088	6.037	-59,99	15.090	3.160	-79,06
PORTUGAL	600		-100,00	130		-100,00
GREECE	12.456	6.439	-48,31	15.060	5.766	-61,71
POLAND	3.200		-100,00	829		-100,00
RUSSIA FEDERATION	11		-100,00	110		-100,00
HASIL HUTAN LAINNYA	**25.520**	**122.968**	**381,85**	**202.682**	**946.751**	**367,11**
HONG KONG		1.068	-		1.239	-

https://www.bpsntb.id

TABEL 6. PERKEMBANGAN EKSPOR INDONESIA MENURUT KOMODITI DAN NEGARA TUJUAN
JANUARI-AGUSTUS 2020 DAN 2021

KOMODITI / NEGARA TUJUAN	BERAT BERSIH (KG)		PERUB	NILAI FOB (US $)		PERUB
	JAN-AGT 2020	JAN-AGT 2021	%	JAN-AGT 2020	JAN-AGT 2021	%
(1)	(2)	(3)	(4)	(5)	(6)	(7)
TAIWAN		333	-		4.995	-
CHINA	17.662	52.750	198,67	123.154	441.956	258,87
SINGAPORE	1.213	18.017	1.385,49	20.853	15.434	-25,99
PHILIPPINES		0	-		8	-
INDIA	100	6.990	6.890,00	6.100	439.320	7.101,97
PAKISTAN		28.020	-		8.406	-
UNITED ARAB EMIRATES		14.400	-		29.088	-
SUDAN	2.010	1.075	-46,52	10.050	5.425	-46,02
TANZANIA, UNITED REP. OF	4.500		-100,00	41.850		-100,00
UNITED STATES	35		-100,00	675		-100,00
GERMANY, FED. REP. OF		314	-		879	-
KAYU BAKAR	**353.542**	**158.770**	**-55,09**	**135.669**	**87.042**	**-35,84**
JAPAN	1.675	1.863	11,28	19.190	17.055	-11,12
KOREA, REPUBLIC OF	19.500		-100,00	4.095		-100,00
TAIWAN	5.512		-100,00	331		-100,00
CHINA	189.770		-100,00	81.543		-100,00
SINGAPORE	108.562	123.577	13,83	12.658	13.579	7,28
SAUDI ARABIA	25.640	27.000	5,30	5.384	2.700	-49,86
SEYCHELLES		900	-		189	-
EAST TIMOR		25	-		31	-
ITALY	2.884	5.404	87,38	12.468	53.488	329,01
KAYU LAINNYA	**4.000**	**52**	**-98,70**	**52.828**	**136**	**-99,74**
TAIWAN	1.000		-100,00	3.000		-100,00
CHINA	2.500		-100,00	39.250		-100,00
SINGAPORE	500	40	-92,00	10.578	100	-99,05
UNITED ARAB EMIRATES		12	-		36	-
GETAH KARET DAN SEJENISNYA	**29.851.058**	**32.131.743**	**7,64**	**29.845.073**	**41.898.489**	**40,39**
JAPAN	159.037	89.100	-43,98	783.465	521.620	-33,42
HONG KONG	700	2.306	229,43	30.500	57.164	87,42
KOREA, REPUBLIC OF	45.770	68.060	48,70	94.343	176.187	86,75
TAIWAN	110.300	95.061	-13,82	271.294	260.219	-4,08
CHINA	5.499.705	2.724.922	-50,45	5.815.095	5.334.447	-8,27
THAILAND	123.300	164.301	33,25	279.420	570.280	104,09
SINGAPORE	861.000	756.818	-12,10	1.958.708	1.726.411	-11,86
PHILIPPINES	115.300	111.600	-3,21	255.718	365.644	42,99
MALAYSIA	462.838	654.313	41,37	711.997	786.479	10,46
MYANMAR		48.400	-		69.424	-
LAO PEOPLE'S DEM. REP.	1.244	5.000	301,93	27.256	121.600	346,14
NEPAL		31.300	-		15.630	-
VIET NAM	4.042.703	6.036.725	49,32	3.117.421	7.292.302	133,92
INDIA	11.529.004	15.017.513	30,26	9.322.942	14.682.967	57,49
PAKISTAN	991.433	1.121.520	13,12	657.535	786.273	19,58
BANGLADESH	2.892.670	2.298.795	-20,53	1.548.916	1.498.489	-3,26
SRI LANKA	874.830	584.290	-33,21	245.198	293.224	19,59
IRAQ	11.032		-100,00	8.428		-100,00
IRAN (ISLAMIC REPUBLIC OF)	22.920	28.000	22,16	163.371	34.000	-79,19
SAUDI ARABIA	882.060	740.110	-16,09	608.521	1.268.665	108,48
JORDAN	4.000		-100,00	13.950		-100,00
YEMEN	44.020	45.420	3,18	52.300	138.522	164,86
OMAN		36.535	-		91.318	-
SYRIA ARAB REPUBLIC	12.000		-100,00	32.280		-100,00
TURKEY	2.200		-100,00	2.239		-100,00
UNITED ARAB EMIRATES	143.100	348.291	143,39	65.000	501.999	672,31
QATAR		5.005	-		6.330	-
EGYPT	280.475	258.000	-8,01	658.774	903.117	37,09
LIBYAN ARAB JAMAHIRIYA	40.500	16.000	-60,49	40.294	17.500	-56,57
MOROCCO	21.700		-100,00	56.098		-100,00
TUNISIA	76.745	84.720	10,39	55.495	156.740	182,44
SUDAN	53.220	37.020	-30,44	28.738	24.971	-13,11
ETHIOPIA	15.000	118.900	692,67	17.250	414.962	2.305,58
DJIBOUTI	120.500	94.220	-21,81	174.023	149.698	-13,98
AUSTRALIA	1.750	350	-80,00	7.434	1.069	-85,62
NEW ZEALAND		600	-		3.300	-
UNITED STATES	341	41.740	12.140,47	1.872	155.758	8.219,41
CANADA	18	2.000	11.011,11	65	6.800	10.404,69
UNITED KINGDOM	31.140	24.000	-22,93	819.412	663.600	-19,02
NETHERLANDS	7	1.677	23.858,09	374	47.868	12.712,88
FRANCE	115.562	72.873	-36,94	402.077	480.257	19,44
GERMANY, FED. REP. OF	98.850	152.705	54,48	438.860	932.322	112,44
BELGIUM	45.000	67.500	50,00	283.500	430.538	51,87
SWITZERLAND	200	200	0,00	7.730	7.357	-4,83
ITALY	108.500	123.842	14,14	700.100	761.301	8,74
SPAIN	10.275	20.000	94,65	85.238	134.300	57,56
PORTUGAL		2.010	-		7.839	-
POLAND	108		-100,00	1.844		-100,00
BAHAN ANYAMAN SELAIN BAMBU DAN ROTAN	**348.664**	**110.456**	**-68,32**	**217.802**	**242.861**	**11,51**
JAPAN	100	411	310,50	105	625	495,66
HONG KONG	2.452		-100,00	16.811		-100,00
CHINA	73.737	883	-98,80	19.733	49.166	149,16
THAILAND		2.049	-		2.208	-
SINGAPORE		192	-		612	-
PHILIPPINES	66.690	43.511	-34,76	6.669	4.403	-33,98
MALAYSIA	131.621	19.010	-85,56	68.098	31.842	-53,24

https://www.bps.go.id

TABEL 6. PERKEMBANGAN EKSPOR INDONESIA MENURUT KOMODITI DAN NEGARA TUJUAN
JANUARI-AGUSTUS 2020 DAN 2021

KOMODITI / NEGARA TUJUAN	BERAT BERSIH (KG)		PERUB	NILAI FOB (US $)		PERUB
	JAN-AGT 2020	JAN-AGT 2021	%	JAN-AGT 2020	JAN-AGT 2021	%
(1)	(2)	(3)	(4)	(5)	(6)	(7)
MALDIVES	1.972		-100,00	870		-100,00
ISRAEL	29		-100,00	51		-100,00
LEBANON	7.550		-100,00	4.000		-100,00
UNITED ARAB EMIRATES	28.615	14.405	-49,66	7.620	6.650	-12,73
REUNION	500		-100,00	601		-100,00
SOUTH AFRICA	10		-100,00	33		-100,00
AUSTRALIA	164	2.253	1.273,78	553	5.859	960,25
NEW ZEALAND	28	76	171,43	305	214	-29,90
WALLIS AND FUTUNA ISLANDS	816		-100,00	552		-100,00
MARSHALL ISLANDS	483		-100,00	315		-100,00
UNITED STATES	2.905	9.006	210,04	7.629	46.180	505,34
CANADA	73	391	434,15	730	1.144	56,81
ARGENTINA	1.890	3.700	95,77	13.729	42.975	213,02
BRAZIL	738		-100,00	1.130		-100,00
COSTA RICA	1.123		-100,00	3.195		-100,00
CAYMAN ISLANDS	160	383	139,38	160	500	212,39
FRENCH POLYNESIA	291		-100,00	569		-100,00
GUADELOUPE	19		-100,00	165		-100,00
UNITED KINGDOM	1.281		-100,00	6.008		-100,00
NETHERLANDS	7.674	92	-98,80	9.297	575	-93,81
FRANCE	2.038	112	-94,52	1.562	654	-58,14
GERMANY, FED. REP. OF	11.884	13.000	9,39	39.640	37.395	-5,66
BELGIUM	1.590	681	-57,16	2.989	9.810	228,16
SPAIN	1.164	5	-99,57	3.803	50	-98,68
GREECE	100	72	-28,00	289	335	15,78
HUNGARY		120	-		280	-
CZECH REPUBLIC	967	106	-89,09	589	1.383	134,88
HASIL HUTAN BUKAN KAYU LAINNYA	**2.085.539.134**	**2.454.053.201**	**17,67**	**196.172.130**	**243.441.009**	**24,10**
JAPAN	1.635.140.334	2.141.877.847	30,99	152.674.248	210.726.253	38,02
KOREA, REPUBLIC OF	197.428.140	2.337.124	-98,82	17.727.623	381.214	-97,85
TAIWAN	6.552.688	182.877	-97,21	525.755	31.487	-94,01
CHINA	7.236.028	7.334.926	1,37	1.411.394	1.569.984	11,24
THAILAND	185.066.851	212.263.285	14,70	17.089.134	18.982.182	11,08
SINGAPORE	38.530.540	48.979.246	27,12	3.353.040	4.754.152	41,79
PHILIPPINES		5	-		57	-
MALAYSIA	12.849.545	20.929.074	62,88	1.224.933	2.069.050	68,91
CAMBODIA		4.000	-		14.401	-
NEPAL	26.857		-100,00	5.038		-100,00
VIET NAM	443.159	297.000	-32,98	76.380	69.110	-9,52
INDIA	263.471	1.313.895	398,69	361.222	983.675	172,32
PAKISTAN	1.470.107	7.399.381	403,32	369.091	1.946.797	427,46
BANGLADESH	85.450		-100,00	17.090		-100,00
SRI LANKA	69.727	22.200	-68,16	110.292	80.621	-26,90
AFGHANISTAN	50.000	325.000	550,00	16.500	116.260	604,61
KUWAIT	12.701		-100,00	7.123		-100,00
QATAR	38.102		-100,00	22.165		-100,00
EGYPT		23.400	-		3.713	-
SOUTH AFRICA	2.000	4.000	100,00	8.960	17.920	100,00
AUSTRALIA	3.662	750	-79,52	18.768	1.004	-94,65
NEW ZEALAND	2.000	2.000	0,00	9.069	8.952	-1,29
GUAM		3.294	-		8.102	-
UNITED STATES	500	388	-22,36	6.713	3.923	-41,57
PANAMA		10.579.136	-		1.057.914	-
UNITED KINGDOM	7.108	6.000	-15,59	25.899	25.022	-3,38
NETHERLANDS		17	-		20	-
FRANCE	8.160	6	-99,93	1.800	30	-98,34
GERMANY, FED. REP. OF	203.629	168.350	-17,33	638.809	589.167	-7,77
BELGIUM	48.000		-100,00	470.177		-100,00
ITALY	375		-100,00	908		-100,00
IKAN SEGAR / DINGIN HASIL TANGKAP	**35.896.155**	**37.371.458**	**4,11**	**78.088.564**	**81.146.021**	**3,92**
JAPAN	1.609.702	2.032.070	26,24	8.558.172	8.865.418	3,59
HONG KONG	1.871.509	761.477	-59,31	5.604.976	2.021.919	-63,93
KOREA, REPUBLIC OF	3.876	175	-95,49	9.005	175	-98,06
TAIWAN	1.469.180	1.189.392	-19,04	4.753.420	3.472.209	-26,95
CHINA	1.085.111	2.632.695	142,62	3.343.949	8.411.579	151,55
THAILAND	109.927	5.606	-94,90	351.287	15.889	-95,48
SINGAPORE	9.868.791	10.057.785	1,92	20.803.348	24.996.068	20,15
PHILIPPINES	9.207	28.842	213,26	20.062	65.014	224,07
MALAYSIA	19.218.602	20.364.948	5,96	31.827.841	31.040.343	-2,47
MYANMAR	20		-100,00	20		-100,00
BRUNEI DARUSSALAM		27	-		10	-
VIET NAM	1.740	28.087	1.514,20	1.740	75.716	4.251,48
SRI LANKA	32.000	338	-98,94	40.404	314	-99,22
SAUDI ARABIA	190.875	74.010	-61,23	711.790	232.895	-67,28
UNITED ARAB EMIRATES	58.559	7.527	-87,15	163.729	21.827	-86,67
BAHRAIN	400		-100,00	6.860		-100,00
SAINT HELENA	29		-100,00	39		-100,00
MAURITIUS		2.050	-		4.100	-
AUSTRALIA	152.720	163.078	6,78	1.004.534	1.814.547	80,64
AMERICAN SAMOA	134.904		-100,00	297.760		-100,00
COOK ISLANDS		100	-		100	-
EAST TIMOR	650		-100,00	650		-100,00
UNITED STATES	77.803	22.910	-70,55	585.093	106.977	-81,72
CANADA	542		-100,00	3.855		-100,00
HONDURAS		340	-		920	-
SLOVAKIA	7		-100,00	31		-100,00

https://www.bps.go.id

TABEL 6. PERKEMBANGAN EKSPOR INDONESIA MENURUT KOMODITI DAN NEGARA TUJUAN
JANUARI-AGUSTUS 2020 DAN 2021

KOMODITI / NEGARA TUJUAN	BERAT BERSIH (KG)		PERUB	NILAI FOB (US $)		PERUB
	JAN-AGT 2020	JAN-AGT 2021	%	JAN-AGT 2020	JAN-AGT 2021	%
(1)	(2)	(3)	(4)	(5)	(6)	(7)
UDANG HASIL TANGKAP	**1.786.030**	**1.543.239**	**-13,59**	**29.447.250**	**15.281.542**	**-48,11**
JAPAN	3.882	5.070	30,62	22.634	33.102	46,25
HONG KONG	268.002	146.629	-45,29	4.937.248	1.988.505	-59,72
KOREA, REPUBLIC OF	751	564	-24,88	18.296	12.831	-29,87
TAIWAN	372.301	117.522	-68,43	7.874.886	1.633.336	-79,26
CHINA	180.175	706.641	292,20	3.516.771	9.808.369	178,90
THAILAND	3.633	112	-96,92	46.989	112	-99,76
SINGAPORE	479.138	302.941	-36,77	1.698.911	1.093.077	-35,66
PHILIPPINES	20	25	25,00	769	505	-34,29
MALAYSIA	458.081	251.711	-45,05	892.197	408.887	-54,17
MYANMAR	5	3	-40,00	5	8	60,00
BRUNEI DARUSSALAM		3	-		126	-
VIET NAM	8.893	885	-90,05	10.223.131	8.350	-99,92
MALDIVES		4	-		44	-
IRAQ		14	-		211	-
IRAN (ISLAMIC REPUBLIC OF)		20	-		189	-
SAUDI ARABIA	20	39	95,00	20	327	1.535,00
ISRAEL	63	13	-79,50	1.652	705	-57,32
KUWAIT	30	59	96,01	500	392	-21,68
JORDAN		12	-		63	-
UNITED ARAB EMIRATES	1.131	94	-91,65	3.956	1.579	-60,09
QATAR	10	4	-60,00	414	428	3,26
BAHRAIN	6	33	439,52	44	1.184	2.578,55
CYPRUS		18	-		11	-
TUNISIA		3	-		20	-
CAMEROON		875	-		21.886	-
SAINT HELENA	1		-100,00	25		-100,00
SOUTH AFRICA	85	87	2,35	438	653	49,09
RWANDA		75	-		747	-
AUSTRALIA		858	-		2.535	-
NEW ZEALAND	10		-100,00	400		-100,00
COOK ISLANDS		120	-		240	-
UNITED STATES	1.082	1.679	55,21	17.520	32.729	86,82
CANADA	636	879	38,21	14.344	17.597	22,68
CHILE	4		-100,00	34		-100,00
PERU	65	57	-11,88	1.321	1.947	47,39
UNITED KINGDOM	572	558	-2,44	8.925	17.183	92,53
NETHERLANDS	2.254	1.029	-54,36	40.789	20.680	-49,30
FRANCE	997	1.243	24,62	12.086	20.141	66,65
GERMANY, FED. REP. OF	1.876	2.072	10,45	59.275	102.245	72,49
AUSTRIA		8	-		132	-
BELGIUM	291	1	-99,66	4.867	50	-98,97
SWITZERLAND	95	67	-29,47	4.460	2.005	-55,06
DENMARK	98	37	-62,18	2.247	140	-93,77
NORWAY	5	19	306,74	182	258	41,31
SWEDEN	48	12	-75,00	2.803	19.105	581,68
FINLAND	17	28	62,89	1.112	820	-26,26
IRELAND		64	-		544	-
ITALY	247	180	-27,17	3.232	3.757	16,27
SPAIN	393	45	-88,42	7.539	383	-94,91
PORTUGAL	83	49	-41,19	1.165	849	-27,08
ICELAND	57	27	-52,70	2.227	673	-69,76
GREECE	95	52	-44,85	885	1.180	33,25
HUNGARY	7	5	-25,37	28	30	7,91
POLAND	364	321	-11,91	9.131	10.038	9,93
ROMANIA	38	9	-75,61	514	637	23,89
BULGARIA		35	-		785	-
ARMENIA		2	-		18	-
KAZAKHSTAN	10	9	-13,02	67	39	-42,53
UKRAINE		37	-		162	-
CROATIA	3		-100,00	152		-100,00
MALTA	10	54	438,60	23	1.398	5.953,98
SLOVAKIA	1		-100,00	5		-100,00
CZECH REPUBLIC	274	102	-62,80	9.401	5.753	-38,80
RUSSIA FEDERATION	169	123	-27,27	3.630	1.845	-49,19
IKAN HIDUP HASIL TANGKAP	**1.130.539**	**1.422.031**	**25,78**	**10.759.554**	**14.818.896**	**37,73**
JAPAN	23.820	13.573	-43,02	288.063	295.748	2,67
HONG KONG	839.599	953.294	13,54	6.886.835	8.353.066	21,29
KOREA, REPUBLIC OF	9.110	7.590	-16,69	120.310	74.137	-38,38
TAIWAN	10.251	10.789	5,25	139.933	74.079	-47,06
CHINA	42.867	201.571	370,22	558.535	2.428.124	334,73
MACAU	37		-100,00	1.103		-100,00
THAILAND	4.327	2.941	-32,03	27.110	43.864	61,80
SINGAPORE	21.562	24.729	14,69	211.038	244.067	15,65
PHILIPPINES	605	65	-89,20	1.848	4.660	152,10
MALAYSIA	6.167	22.941	272,02	60.922	61.538	1,01
MYANMAR	5	161	3.120,00	5	2.265	45.196,00
BRUNEI DARUSSALAM	1.060	463	-56,32	10.808	7.676	-28,98
VIET NAM	70	1.940	2.671,79	119	7.116	5.879,50
MALDIVES		6	-		316	-
INDIA	434	2.839	554,15	21.163	20.134	-4,86
PAKISTAN	104	252	142,31	2.063	3.131	51,78
BANGLADESH	69	130	88,41	577	2.087	261,63
SRI LANKA	128	34	-73,44	1.963	619	-68,47
IRAQ	210	1.188	465,59	2.468	19.750	700,20
IRAN (ISLAMIC REPUBLIC OF)	738	1.979	168,15	39.295	21.395	-45,55

https://www.bps.go.id

TABEL 6. PERKEMBANGAN EKSPOR INDONESIA MENURUT KOMODITI DAN NEGARA TUJUAN
JANUARI-AGUSTUS 2020 DAN 2021

KOMODITI / NEGARA TUJUAN	BERAT BERSIH (KG)		PERUB	NILAI FOB (US $)		PERUB
	JAN-AGT 2020	JAN-AGT 2021	%	JAN-AGT 2020	JAN-AGT 2021	%
(1)	(2)	(3)	(4)	(5)	(6)	(7)
SAUDI ARABIA	188	567	201,45	4.629	3.523	-23,90
ISRAEL	3.965	3.245	-18,16	54.055	46.573	-13,84
KUWAIT	447	945	111,43	13.854	19.326	39,50
JORDAN	220	204	-7,27	2.161	4.558	110,96
LEBANON	76	58	-23,13	2.419	308	-87,27
TURKEY	436	679	55,73	5.210	21.287	308,61
UNITED ARAB EMIRATES	1.707	2.315	35,59	36.823	40.236	9,27
QATAR	176	661	275,38	7.095	11.990	68,98
BAHRAIN	139	554	299,83	1.018	14.658	1.339,34
CYPRUS	316	699	121,17	3.286	8.561	160,52
EGYPT	30	5	-82,13	5.830	24	-99,59
MOROCCO	21	14	-33,33	2.602	1.566	-39,81
REUNION	33		-100,00	942		-100,00
CAMEROON		721	-		7.212	-
SAINT HELENA	1		-100,00	5		-100,00
SOUTH AFRICA	1.863	2.196	17,88	31.969	34.674	8,46
AUSTRALIA	11.540	9.310	-19,33	142.048	146.721	3,29
NEW ZEALAND	258	95	-63,18	7.606	12.082	58,86
UNITED STATES	64.529	53.827	-16,58	859.306	893.958	4,03
CANADA	7.117	8.378	17,72	73.803	95.953	30,01
MEXICO		50	-		250	-
HONDURAS		40	-		40	-
CHILE	170		-100,00	3.848		-100,00
ARGENTINA	280	239	-14,58	4.501	13.690	204,18
BRAZIL	6.019	7.399	22,92	57.973	71.369	23,11
PERU	330	311	-5,76	2.222	4.511	103,07
UNITED KINGDOM	10.423	15.362	47,39	176.021	252.304	43,34
NETHERLANDS	16.545	13.472	-18,58	225.228	485.642	115,62
FRANCE	10.928	13.359	22,25	122.981	112.879	-8,21
GERMANY, FED. REP. OF	10.844	13.276	22,43	201.545	265.533	31,75
AUSTRIA	826	549	-33,54	6.082	6.736	10,76
BELGIUM	2.275	171	-92,48	25.679	11.976	-53,36
SWITZERLAND	731	2.259	208,86	28.848	51.982	80,19
DENMARK	348	496	42,43	4.774	10.569	121,40
NORWAY	105	58	-44,76	252	2.351	832,22
SWEDEN	83	43	-48,19	2.662	4.540	70,57
IRELAND		1.057	-		6.670	-
ITALY	4.763	6.260	31,45	68.561	133.907	95,31
SPAIN	1.552	2.007	29,32	44.459	41.851	-5,86
PORTUGAL		2.308	-		39.980	-
ICELAND	78	120	53,71	770	579	-24,74
GREECE	1.867	1.467	-21,43	14.220	13.901	-2,24
HUNGARY	312	380	21,65	3.913	3.461	-11,56
POLAND	2.129	3.670	72,37	45.734	76.045	66,28
ROMANIA	85	36	-57,65	592	2.499	322,49
BULGARIA	104	361	247,12	567	3.265	475,79
ARMENIA		142	-		1.972	-
KAZAKHSTAN	64	145	124,31	968	1.877	93,94
UKRAINE	786	1.464	86,26	7.563	19.052	151,91
UZBEKISTAN		43	-		680	-
CROATIA	5		-100,00	64		-100,00
MALTA	384		-100,00	2.191		-100,00
SLOVAKIA	1		-100,00	5		-100,00
CZECH REPUBLIC	346	1.452	319,65	19.494	39.093	100,54
RUSSIA FEDERATION	3.931	3.078	-21,71	59.019	112.709	90,97
KEPITING	**5.568.335**	**9.273.886**	**66,55**	**27.613.954**	**50.134.029**	**81,55**
JAPAN	647	846	30,80	11.016	17.623	59,97
HONG KONG	263.113	209.798	-20,26	1.314.663	671.364	-48,93
KOREA, REPUBLIC OF	270	2.154	699,12	10.207	16.748	64,09
TAIWAN	97.609	188.933	93,56	549.583	662.820	20,60
CHINA	2.449.620	5.683.727	132,02	16.480.981	36.141.689	119,29
THAILAND	10.932	541	-95,05	30.198	3.218	-89,34
SINGAPORE	702.930	528.227	-24,85	3.212.669	2.972.654	-7,47
PHILIPPINES		125	-		750	-
MALAYSIA	2.029.638	2.643.356	30,24	5.890.141	9.513.345	61,51
BRUNEI DARUSSALAM		1	-		6	-
VIET NAM	10.194	7.317	-28,22	70.494	10.288	-85,41
PAKISTAN		3	-		50	-
IRAQ		17	-		498	-
IRAN (ISLAMIC REPUBLIC OF)		37	-		485	-
SAUDI ARABIA		5	-		237	-
ISRAEL		40	-		112	-
KUWAIT	2	27	1.123,09	68	387	468,14
JORDAN		4	-		5	-
UNITED ARAB EMIRATES	145	201	39,10	244	4.292	1.659,20
BAHRAIN		23	-		607	-
CAMEROON		5.745	-		40.215	-
SAINT HELENA	532		-100,00	2.310		-100,00
SOUTH AFRICA	11		-100,00	13		-100,00
UNITED STATES	225	657	192,22	3.497	12.054	244,64
CANADA	38	73	91,59	1.345	2.264	68,24
PERU	3	37	1.251,66	132	979	641,45
UNITED KINGDOM	11	197	1.659,65	521	3.450	562,44
NETHERLANDS	673	332	-50,65	2.416	2.534	4,88
FRANCE	116	196	68,09	3.549	7.310	105,96
GERMANY, FED. REP. OF	337	560	66,34	11.410	28.797	152,38
AUSTRIA		4	-		35	-

https://www.bps.go.id

TABEL 6. PERKEMBANGAN EKSPOR INDONESIA MENURUT KOMODITI DAN NEGARA TUJUAN
JANUARI-AGUSTUS 2020 DAN 2021

KOMODITI / NEGARA TUJUAN	BERAT BERSIH (KG)		PERUB	NILAI FOB (US $)		PERUB
	JAN-AGT 2020	JAN-AGT 2021	%	JAN-AGT 2020	JAN-AGT 2021	%
(1)	(2)	(3)	(4)	(5)	(6)	(7)
BELGIUM	12	4	-66,67	43	110	152,77
SWITZERLAND	3	13	333,33	6	349	5.347,03
DENMARK	6		-100,00	172		-100,00
NORWAY		6	-		123	-
ITALY	6	24	294,17	1.019	638	-37,32
SPAIN	12	24	98,13	174	55	-68,32
PORTUGAL		3	-		40	-
ICELAND	9	6	-34,14	36	114	217,78
POLAND	125	190	52,31	1.275	4.285	236,18
BULGARIA		12	-		21	-
KAZAKHSTAN	1	37	3.582,29	11	213	1.831,82
UKRAINE		44	-		195	-
MALTA		6	-		158	-
SLOVAKIA	993		-100,00	6.947		-100,00
SLOVENIA		3	-		30	-
CZECH REPUBLIC	61	239	291,80	5.618	8.840	57,36
RUSSIA FEDERATION	62	91	47,44	3.195	4.042	26,50
MOLUSKA	**4.969.358**	**3.165.289**	**-36,30**	**6.449.242**	**6.632.725**	**2,85**
JAPAN	2.674	2.520	-5,76	38.526	46.930	21,82
HONG KONG	187.868	145.884	-22,35	242.054	199.706	-17,50
KOREA, REPUBLIC OF	23.616	695	-97,06	30.261	3.033	-89,98
TAIWAN	788.111	570.869	-27,56	1.232.459	1.525.704	23,79
CHINA	257.287	509.755	98,13	504.061	901.477	78,84
THAILAND	1.194.795	16.037	-98,66	569.700	30.713	-94,61
SINGAPORE	130.293	97.793	-24,94	286.294	240.365	-16,04
PHILIPPINES	3	38	1.166,67	80	1.285	1.506,25
MALAYSIA	2.046.052	1.561.468	-23,68	1.329.402	1.682.219	26,54
MYANMAR		3	-		18	-
BRUNEI DARUSSALAM		6	-		129	-
NEPAL		5	-		58	-
VIET NAM	44.686	25.615	-42,68	86.938	78.169	-10,09
MALDIVES	3	29	871,47	26	699	2.642,63
INDIA	3	53	1.666,67	51	1.531	2.901,39
PAKISTAN	16	17	6,25	344	620	80,20
BANGLADESH	24	20	-16,67	50	21	-57,42
SRI LANKA	16		-100,00	61		-100,00
IRAQ	3	85	2.733,33	5	1.100	21.743,28
IRAN (ISLAMIC REPUBLIC OF)	35	499	1.325,71	304	2.708	791,28
SAUDI ARABIA	24	94	298,65	264	611	131,19
ISRAEL		10	-		9	-
KUWAIT	567	158	-72,14	1.265	1.493	18,04
JORDAN	3	76	2.433,33	213	940	342,59
LEBANON	13	13	-2,02	207	136	-34,35
TURKEY	334		-100,00	137		-100,00
UNITED ARAB EMIRATES	1.212	263	-78,30	2.731	1.850	-32,24
QATAR	39	44	12,82	500	418	-16,41
BAHRAIN	40	116	188,28	84	1.755	1.983,22
CYPRUS	115	312	171,00	248	4.382	1.669,76
EGYPT	26	10	-61,54	2.471	99	-95,99
REUNION	3		-100,00	17		-100,00
MALI		3	-		33	-
SAINT HELENA	1		-100,00	1		-100,00
SOUTH AFRICA	46.266	37.908	-18,06	224.552	158.513	-29,41
AUSTRALIA	15		-100,00	171		-100,00
NEW ZEALAND	27	16	-40,74	836	2.135	155,34
COOK ISLANDS		1.253	-		2.506	-
UNITED STATES	37.014	53.228	43,80	397.682	448.493	12,78
CANADA	96.211	50.038	-47,99	463.700	251.444	-45,77
SURINAME		10	-		102	-
ARGENTINA	15	7	-52,13	163	553	238,68
BRAZIL	10	120	1.100,00	40	203	410,71
PERU	22	157	612,68	237	1.610	580,36
UNITED KINGDOM	2.693	4.556	69,22	53.591	77.978	45,51
NETHERLANDS	8.008	5.798	-27,60	91.711	115.164	25,57
FRANCE	67.911	22.773	-66,47	469.269	175.637	-62,57
GERMANY, FED. REP. OF	5.900	5.875	-0,41	168.475	261.635	55,30
AUSTRIA	221	507	129,45	668	4.603	588,94
BELGIUM	20.498	40.068	95,47	116.056	192.793	66,12
SWITZERLAND	370	795	115,16	10.079	19.698	95,44
LUXEMBOURG		9	-		224	-
DENMARK	204	357	75,03	4.004	4.668	16,59
NORWAY	21	66	207,30	242	1.042	329,84
SWEDEN	137	61	-55,74	5.173	7.813	51,02
FINLAND	5	4	-16,33	58	44	-23,61
IRELAND		298	-		1.620	-
ITALY	1.527	2.187	43,17	8.476	15.504	82,93
SPAIN	1.139	1.215	6,68	27.314	31.865	16,66
PORTUGAL	52	752	1.345,74	1.372	5.798	322,53
ICELAND	27	41	56,51	620	765	23,43
GREECE	219	337	53,83	4.751	4.607	-3,03
HUNGARY	61	133	118,90	1.212	1.437	18,61
POLAND	980	1.137	15,98	21.597	32.330	49,70
ROMANIA	17	24	43,53	14	1.171	8.479,85
BULGARIA	26	201	673,03	160	4.478	2.705,47
ARMENIA		23	-		1.679	-
KAZAKHSTAN	30	161	435,93	230	603	161,88
UKRAINE	148	457	208,81	1.771	4.735	167,36

https://www.bps.go.id

TABEL 6. PERKEMBANGAN EKSPOR INDONESIA MENURUT KOMODITI DAN NEGARA TUJUAN
JANUARI-AGUSTUS 2020 DAN 2021

KOMODITI / NEGARA TUJUAN	BERAT BERSIH (KG)		PERUB	NILAI FOB (US $)		PERUB
	JAN-AGT 2020	JAN-AGT 2021	%	JAN-AGT 2020	JAN-AGT 2021	%
(1)	(2)	(3)	(4)	(5)	(6)	(7)
GEORGIA		10	-		39	-
CROATIA	11		-100,00	157		-100,00
MALTA	64	22	-66,02	354	336	-5,08
SLOVAKIA	1		-100,00	1		-100,00
SLOVENIA	3	6	100,00	140	112	-20,00
CZECH REPUBLIC	903	1.064	17,89	26.254	35.992	37,09
RUSSIA FEDERATION	740	1.123	51,60	19.362	34.586	78,63
KULIT KERANG DAN LAIN-LAIN	**7.779.401**	**3.534.490**	**-54,57**	**6.972.435**	**10.244.836**	**46,93**
JAPAN	889.393	692.698	-22,12	701.961	696.405	-0,79
HONG KONG	6.966	39.987	474,00	138.007	294.738	113,57
KOREA, REPUBLIC OF	159.525	142.380	-10,75	210.406	197.796	-5,99
TAIWAN	3.156	19.145	506,71	42.879	83.847	95,54
CHINA	1.580.315	1.444.896	-8,57	1.552.693	1.499.930	-3,40
THAILAND	231	31.864	13.694,07	2.079	64.831	3.018,39
SINGAPORE	6.104	6.878	12,67	51.153	86.068	68,26
MALAYSIA	320	2.340	631,25	557	18.644	3.247,22
CAMBODIA	40.000		-100,00	45.000		-100,00
VIET NAM	80.322	192.928	140,19	66.057	142.962	116,42
INDIA	138.082	293.641	112,66	185.433	247.978	33,73
PAKISTAN	96	397	313,54	4.618	3.016	-34,70
BANGLADESH	140	245	75,00	197	732	271,35
IRAQ		1.219	-		8.113	-
IRAN (ISLAMIC REPUBLIC OF)	110	1.129	926,36	6.207	12.420	100,09
SAUDI ARABIA	1.901.705	5.840	-99,69	540.857	5.640	-98,96
ISRAEL	63		-100,00	914		-100,00
KUWAIT	220	1.042	373,64	951	7.823	722,20
JORDAN	450	327	-27,33	889	3.860	334,42
LEBANON		12	-		58	-
UNITED ARAB EMIRATES	2.837.397	337.189	-88,12	557.459	110.425	-80,19
QATAR	62	322	418,55	2.658	3.253	22,37
BAHRAIN	451	691	53,22	2.476	4.506	82,00
CYPRUS		127	-		5.873	-
SUDAN		786	-		3.171	-
SOUTH AFRICA	139	1.902	1.268,00	2.658	44.069	1.557,86
AUSTRALIA		138	-		3.312	-
NEW ZEALAND	148	24	-83,78	3.312	9.283	180,29
UNITED STATES	83.819	135.912	62,15	2.157.608	4.097.353	89,90
CANADA	1.222	10.918	793,70	74.960	213.687	185,07
MEXICO	204	724	255,77	1.751	13.755	685,78
CHILE	22		-100,00	1.392		-100,00
ARGENTINA	47	701	1.381,25	2.127	28.467	1.238,58
BRAZIL	7.796	21.090	170,51	33.465	73.034	118,24
PERU	57		-100,00	846		-100,00
UNITED KINGDOM	7.964	18.372	130,69	105.915	549.686	418,99
NETHERLANDS	13.480	26.628	97,54	163.667	358.074	118,78
FRANCE	3.363	23.213	590,25	36.693	237.767	547,99
GERMANY, FED. REP. OF	5.952	25.538	329,09	111.156	450.250	305,06
AUSTRIA	40	1.591	3.877,50	1.469	7.778	429,40
BELGIUM	19	2.115	11.031,58	1.968	33.533	1.603,78
SWITZERLAND	1.667	15.946	856,54	28.579	225.113	687,69
DENMARK	130	662	407,82	1.409	6.017	327,05
NORWAY	40	788	1.870,00	176	7.615	4.227,86
SWEDEN		16	-		647	-
IRELAND		137	-		7.227	-
ITALY	3.368	10.613	215,10	63.727	153.831	141,39
SPAIN	359	3.431	855,57	13.421	32.501	142,18
PORTUGAL		495	-		15.309	-
ICELAND	50	214	328,00	1.715	8.155	375,51
GREECE		240	-		936	-
HUNGARY	16	224	1.300,00	680	2.251	231,01
POLAND	1.373	6.304	359,15	26.341	64.405	144,50
BULGARIA		150	-		2.619	-
ARMENIA		40	-		2.020	-
UKRAINE		3.629	-		17.671	-
CZECH REPUBLIC	17	221	1.201,47	1.062	6.975	556,93
RUSSIA FEDERATION	3.001	6.434	114,40	22.886	69.406	203,26
INVERTEBRATA AIR LAINNYA	**115.424**	**71.742**	**-37,84**	**1.174.935**	**672.242**	**-42,78**
JAPAN	1.606	2.967	84,76	25.295	39.010	54,22
HONG KONG	4.736	2.367	-50,02	52.818	14.519	-72,51
KOREA, REPUBLIC OF	2.492	2.089	-16,17	69.876	17.373	-75,14
TAIWAN	476	877	84,24	3.585	5.796	61,69
CHINA	10.558	1.592	-84,92	31.342	14.773	-52,87
THAILAND	25	61	144,00	268	382	42,68
SINGAPORE	10.793	3.131	-70,99	103.369	12.492	-87,92
PHILIPPINES	3		-100,00	575		-100,00
MALAYSIA	560	4.224	654,29	4.514	5.138	13,83
MYANMAR		35	-		130	-
BRUNEI DARUSSALAM		8	-		66	-
VIET NAM	11.710		-100,00	115.044		-100,00
PAKISTAN	8	27	237,50	84	116	37,97
BANGLADESH	69	75	8,70	179	68	-61,97
SRI LANKA	19		-100,00	225		-100,00
IRAQ	3	194	6.366,67	1	346	59.227,23
IRAN (ISLAMIC REPUBLIC OF)	129	1.004	679,50	589	2.341	297,17
ISRAEL	360	348	-3,33	1.925	3.182	65,35
KUWAIT	76	147	93,42	237	151	-36,49

https://www.bps.go.id

TABEL 6. PERKEMBANGAN EKSPOR INDONESIA MENURUT KOMODITI DAN NEGARA TUJUAN
JANUARI-AGUSTUS 2020 DAN 2021

KOMODITI / NEGARA TUJUAN	BERAT BERSIH (KG)		PERUB	NILAI FOB (US $)		PERUB
	JAN-AGT 2020	JAN-AGT 2021	%	JAN-AGT 2020	JAN-AGT 2021	%
(1)	(2)	(3)	(4)	(5)	(6)	(7)
JORDAN		14	-		11	-
LEBANON	6		-100,00	83		-100,00
YEMEN	6.300		-100,00	3.150		-100,00
TURKEY	5		-100,00	24		-100,00
UNITED ARAB EMIRATES	340	478	40,46	1.547	1.198	-22,56
QATAR	37	80	116,22	72	97	34,32
BAHRAIN	65	239	267,69	114	1.429	1.156,39
CYPRUS	45	29	-36,44	61	144	134,17
SOUTH AFRICA	498	765	53,59	1.662	8.195	393,11
NEW ZEALAND	76	17	-77,63	1.936	669	-65,48
UNITED STATES	32.815	13.087	-60,12	344.862	183.196	-46,88
CANADA	2.584	1.726	-33,18	41.510	16.954	-59,16
MEXICO	4		-100,00	12		-100,00
ARGENTINA	75	8	-89,33	171	284	65,81
BRAZIL	829	3.040	266,71	3.926	3.704	-5,66
PERU	4	15	277,50	4	170	3.918,91
UNITED KINGDOM	3.386	7.369	117,59	57.249	75.543	31,96
NETHERLANDS	4.979	3.176	-36,21	82.161	63.840	-22,30
FRANCE	2.002	3.807	90,18	18.395	22.130	20,30
GERMANY, FED. REP. OF	2.812	5.904	109,94	53.013	75.331	42,10
AUSTRIA	276	58	-78,99	1.037	98	-90,54
BELGIUM	232	21	-90,95	2.371	1.026	-56,72
SWITZERLAND	1.848	1.233	-33,29	15.440	6.762	-56,20
DENMARK	98	39	-60,11	852	834	-2,04
NORWAY	45	118	162,22	65	88	34,82
SWEDEN	69	7	-89,86	1.017	393	-61,32
IRELAND		350	-		4.733	-
ITALY	9.893	4.941	-50,06	104.813	31.828	-69,63
SPAIN	511	774	51,43	7.120	8.205	15,24
PORTUGAL		590	-		1.582	-
ICELAND	21	18	-14,85	125	12	-90,37
GREECE	120	785	554,24	620	1.078	73,92
HUNGARY	71	325	357,75	255	319	25,03
POLAND	391	1.419	262,98	10.380	20.589	98,36
ROMANIA	30	3	-90,00	20	379	1.803,32
BULGARIA		65	-		567	-
ARMENIA		42	-		72	-
KAZAKHSTAN	2	50	1.949,18	87	145	67,67
UKRAINE	90	584	549,32	831	1.330	60,01
CROATIA	3		-100,00	3		-100,00
MALTA	9		-100,00	12		-100,00
CZECH REPUBLIC	147	667	353,57	3.471	9.680	178,93
RUSSIA FEDERATION	1.078	753	-30,15	6.253	13.740	119,75
SERBIA	4		-100,00	286		-100,00
RUMPUT LAUT DAN GANGGANG LAINNYA	**105.856.555**	**127.852.617**	**20,78**	**115.040.940**	**132.104.558**	**14,83**
JAPAN	818.972	885.231	8,09	538.112	594.269	10,44
HONG KONG	290.400	323.012	11,23	178.911	215.815	20,63
KOREA, REPUBLIC OF	5.115.351	3.949.771	-22,79	6.447.722	4.293.274	-33,41
TAIWAN	133.422	126.000	-5,56	119.649	101.050	-15,54
CHINA	86.337.675	106.527.306	23,38	94.160.880	108.674.452	15,41
SINGAPORE	2	990	44.797,96	65	297	355,03
PHILIPPINES	517.306	611.581	18,22	553.324	913.700	65,13
VIET NAM	3.478.683	5.968.876	71,58	2.296.156	3.771.623	64,26
INDIA	115.315	95.012	-17,61	152.711	131.768	-13,71
TUNISIA	65.000	122.500	88,46	96.700	183.365	89,62
UNITED STATES	2.865.210	3.676.622	28,32	2.174.688	2.830.396	30,15
CANADA	36.250	416.500	1.048,97	193.162	2.635.758	1.264,53
CHILE	2.241.520	2.570.230	14,66	3.734.882	4.331.941	15,99
UNITED KINGDOM	189.600	138.602	-26,90	1.270.765	913.187	-28,14
FRANCE	2.176.930	1.570.125	-27,87	2.389.548	1.882.192	-21,23
DENMARK	154.780		-100,00	142.806		-100,00
ITALY	2.000	17.300	765,00	26.180	252.476	864,39
SPAIN	1.318.139	852.960	-35,29	564.679	378.994	-32,88
IKAN HIDUP HASIL BUDIDAYA	**1.821.973**	**2.177.417**	**19,51**	**21.657.911**	**23.484.637**	**8,43**
JAPAN	51.228	43.589	-14,91	1.975.133	2.586.113	30,93
HONG KONG	163.955	36.232	-77,90	545.804	2.749.636	403,78
KOREA, REPUBLIC OF	52.979	25.183	-52,47	562.336	541.128	-3,77
TAIWAN	46.668	24.993	-46,45	859.260	700.603	-18,46
CHINA	820.781	1.474.350	79,63	7.063.186	2.457.698	-65,20
THAILAND	20.234	22.642	11,90	575.355	535.060	-7,00
SINGAPORE	101.758	98.997	-2,71	977.257	1.152.716	17,95
PHILIPPINES	123.540	72.523	-41,30	2.251.818	2.928.710	30,06
MALAYSIA	91.800	35.887	-60,91	603.146	458.204	-24,03
CAMBODIA	10		-100,00	1.800		-100,00
BRUNEI DARUSSALAM	6.514	27.573	323,29	35.812	37.386	4,40
NEPAL		205	-		7.156	-
VIET NAM	108.799	62.557	-42,50	1.033.680	1.542.578	49,23
MALDIVES	1.914	4.432	131,54	22.603	43.294	91,54
INDIA	2.615	3.741	43,06	133.202	168.201	26,28
PAKISTAN	72	724	905,54	947	15.338	1.519,80
SRI LANKA	106	480	352,62	6.859	14.826	116,13
IRAQ	28	766	2.635,71	2.950	21.527	629,74
IRAN (ISLAMIC REPUBLIC OF)	3.623	4.424	22,11	61.533	81.255	32,05
SAUDI ARABIA	1.811	2.563	41,49	141.296	254.783	80,32
ISRAEL	3.184	2.082	-34,62	79.412	102.072	28,53

https://www.bps.go.id

TABEL 6. PERKEMBANGAN EKSPOR INDONESIA MENURUT KOMODITI DAN NEGARA TUJUAN
JANUARI-AGUSTUS 2020 DAN 2021

KOMODITI / NEGARA TUJUAN	BERAT BERSIH (KG)		PERUB	NILAI FOB (US $)		PERUB
	JAN-AGT 2020	JAN-AGT 2021	%	JAN-AGT 2020	JAN-AGT 2021	%
(1)	(2)	(3)	(4)	(5)	(6)	(7)
KUWAIT	1.851	8.263	346,45	39.403	117.744	198,82
JORDAN	368	596	61,96	7.680	9.983	29,99
LEBANON	101	142	40,96	6.204	5.752	-7,30
TURKEY	473	3.050	544,81	4.675	44.932	861,03
UNITED ARAB EMIRATES	1.812	2.273	25,43	49.437	48.406	-2,08
QATAR	719	408	-43,28	26.016	33.056	27,06
BAHRAIN	184	730	297,45	3.310	12.706	283,90
CYPRUS	389	599	53,99	5.079	14.021	176,07
EGYPT	172	1.974	1.047,47	8.542	37.572	339,83
MOROCCO	314	233	-25,80	20.982	65.334	211,37
TUNISIA	40	14	-65,00	449	269	-40,01
ALGERIA	20		-100,00	3.161		-100,00
TANZANIA, UNITED REP. OF		73	-		6.101	-
REUNION	143		-100,00	3.502		-100,00
BOTSWANA		200	-		1.603	-
MALI		32	-		3.270	-
SOUTH AFRICA	4.016	3.177	-20,91	94.610	105.144	11,13
MAURITIUS		182	-		2.664	-
AUSTRALIA	38.542	23.282	-39,59	721.535	859.232	19,08
NEW ZEALAND	45		-100,00	1.076		-100,00
UNITED STATES	57.683	63.042	9,29	1.215.358	1.696.982	39,63
CANADA	15.779	17.498	10,90	290.826	427.677	47,06
SURINAME		131	-		2.921	-
ARGENTINA	125	285	128,00	803	28.596	3.460,06
BRAZIL	1.251	1.324	5,80	34.585	64.108	85,37
PERU	942	3.454	266,76	9.309	59.752	541,88
UNITED KINGDOM	10.284	14.076	36,88	459.066	827.336	80,22
NETHERLANDS	17.575	12.773	-27,32	287.750	419.790	45,89
FRANCE	5.979	9.748	63,04	147.328	227.575	54,47
GERMANY, FED. REP. OF	25.531	29.821	16,80	329.270	446.910	35,73
AUSTRIA		466	-		6.753	-
BELGIUM	1.794	321	-82,09	39.755	15.756	-60,37
SWITZERLAND	1.062	2.108	98,49	94.827	220.601	132,63
LUXEMBOURG		88	-		6.540	-
DENMARK	1.801	794	-55,91	39.957	43.884	9,83
NORWAY	808	469	-41,89	12.466	5.999	-51,88
SWEDEN	382	435	14,02	59.040	97.890	65,80
FINLAND	254	277	9,23	3.933	5.204	32,32
IRELAND		547	-		23.711	-
ITALY	3.786	2.976	-21,41	63.900	66.412	3,93
SPAIN	5.671	7.037	24,09	171.168	272.258	59,06
PORTUGAL	1.518	2.529	66,59	26.953	68.374	153,68
ICELAND	560	862	53,83	11.532	16.339	41,68
GREECE	1.537	958	-37,65	26.569	16.600	-37,52
HUNGARY	416	219	-47,40	7.942	7.016	-11,66
POLAND	5.512	6.256	13,50	96.316	210.851	118,92
ROMANIA	324	246	-24,02	6.347	8.862	39,61
BULGARIA	386	677	75,40	6.215	18.064	190,64
ARMENIA		55	-		1.824	-
KAZAKHSTAN	783	1.785	128,14	5.561	42.528	664,69
UKRAINE	156	278	77,91	1.949	6.078	211,88
UZBEKISTAN		32	-		2.520	-
GEORGIA		13	-		561	-
CROATIA	114		-100,00	2.141		-100,00
MALTA	590	265	-55,01	16.723	7.596	-54,57
SLOVENIA	3	4	33,33	246	195	-20,73
CZECH REPUBLIC	5.577	3.674	-34,12	153.980	230.469	49,67
RUSSIA FEDERATION	2.951	2.724	-7,67	105.911	114.034	7,67
SERBIA	35		-100,00	1.137		-100,00
MUTIARA HASIL BUDIDAYA	**2.652**	**4.137**	**56,01**	**21.403.172**	**26.562.294**	**24,10**
JAPAN	760	1.413	85,94	5.565.811	9.806.419	76,19
HONG KONG	1.228	2.016	64,09	9.293.199	9.053.240	-2,58
CHINA	1		-100,00	120		-100,00
SINGAPORE	6		-100,00	23.116		-100,00
UNITED ARAB EMIRATES		1	-		18	-
AUSTRALIA	656	708	7,82	6.520.923	7.702.618	18,12
LITHUANIA	1		-100,00	3		-100,00
UDANG HASIL BUDIDAYA	**2.650.856**	**4.104.263**	**54,83**	**16.970.424**	**26.650.296**	**57,04**
JAPAN	6.504	6.271	-3,59	242.901	201.914	-16,87
HONG KONG	386.427	326.407	-15,53	5.906.621	6.641.676	12,44
KOREA, REPUBLIC OF	1.657	68.574	4.037,95	40.072	74.424	85,73
TAIWAN	30.759	28.200	-8,32	175.084	101.775	-41,87
CHINA	224.614	534.757	138,08	3.787.551	9.488.812	150,53
THAILAND	12.751	149	-98,83	26.366	887	-96,64
SINGAPORE	750.749	1.460.382	94,52	3.292.010	6.144.612	86,65
PHILIPPINES	10	94	838,30	735	2.248	205,78
MALAYSIA	1.200.169	1.623.899	35,31	2.636.092	2.593.171	-1,63
MYANMAR	8	11	37,50	8	134	1.580,00
BRUNEI DARUSSALAM	50	1.055	2.010,00	3.450	3.589	4,04
VIET NAM	633	10.022	1.483,25	34.499	93.362	170,62
MALDIVES	21	95	353,41	1.583	6.295	297,67
INDIA	4	13	225,00	813	261	-67,85
PAKISTAN		28	-		1.010	-
BANGLADESH	24	25	4,17	83	43	-48,94
SRI LANKA	19	9	-52,63	321	538	67,52
IRAQ	3	100	3.233,33	4	2.001	53.656,16

https://www.bps.go.id

TABEL 6. PERKEMBANGAN EKSPOR INDONESIA MENURUT KOMODITI DAN NEGARA TUJUAN
JANUARI-AGUSTUS 2020 DAN 2021

KOMODITI / NEGARA TUJUAN	BERAT BERSIH (KG)		PERUB	NILAI FOB (US $)		PERUB
	JAN-AGT 2020	JAN-AGT 2021	%	JAN-AGT 2020	JAN-AGT 2021	%
(1)	(2)	(3)	(4)	(5)	(6)	(7)
IRAN (ISLAMIC REPUBLIC OF)	32	475	1.375,16	797	1.930	142,18
SAUDI ARABIA	25	80	220,96	262	3.906	1.390,92
ISRAEL	72	325	353,59	8.623	16.136	87,13
KUWAIT	259	328	26,85	10.622	10.330	-2,75
JORDAN	10	9	-10,00	2.555	367	-85,64
LEBANON	7	22	221,06	99	688	598,12
UNITED ARAB EMIRATES	872	355	-59,27	13.697	4.245	-69,01
QATAR	42	42	-0,47	2.715	1.081	-60,17
BAHRAIN	59	182	206,72	274	3.534	1.191,97
CYPRUS	36	194	439,09	314	3.680	1.073,74
EGYPT	16	10	-37,50	1.435	66	-95,40
MOROCCO	3		-100,00	68		-100,00
REUNION	6		-100,00	195		-100,00
CAMEROON		1.425	-		31.384	-
MALI		3	-		198	-
SAINT HELENA	1		-100,00	20		-100,00
SOUTH AFRICA	201	237	17,97	1.897	3.584	88,91
RWANDA		10	-		46	-
AUSTRALIA	429	80	-81,35	1.417	60	-95,77
NEW ZEALAND		5	-		963	-
COOK ISLANDS		1.929	-		30.969	-
EAST TIMOR	270	500	85,19	1.703	1.987	16,72
UNITED STATES	17.318	13.765	-20,52	258.017	345.642	33,96
CANADA	1.469	2.399	63,31	41.300	73.818	78,74
ARGENTINA	190	8	-95,79	79	418	429,48
BRAZIL	3	92	2.966,67	55	181	228,44
PERU	64	155	142,29	317	3.524	1.012,58
UNITED KINGDOM	2.279	4.699	106,19	78.665	139.000	76,70
NETHERLANDS	3.201	2.750	-14,08	81.783	126.713	54,94
FRANCE	1.651	2.804	69,82	31.027	43.517	40,26
GERMANY, FED. REP. OF	2.966	4.000	34,84	122.489	169.184	38,12
AUSTRIA	3	62	1.977,33	17	786	4.424,69
BELGIUM	413	61	-85,33	11.413	4.006	-64,90
SWITZERLAND	288	605	110,14	10.498	48.905	365,83
LUXEMBOURG		9	-		1.704	-
DENMARK	224	303	35,72	7.021	18.286	160,44
NORWAY	60	55	-9,31	2.169	524	-75,85
SWEDEN	81	52	-36,26	20.031	33.635	67,91
FINLAND	15	42	185,27	688	2.152	212,79
IRELAND		103	-		1.299	-
ITALY	785	944	20,24	15.625	19.143	22,51
SPAIN	805	1.570	95,11	28.519	37.714	32,24
PORTUGAL	32	220	592,41	980	4.704	380,25
ICELAND	32	36	15,43	1.274	1.820	42,85
GREECE	204	237	16,18	6.086	4.078	-33,00
HUNGARY	57	130	126,99	1.070	1.501	40,29
POLAND	791	1.238	56,45	23.081	46.141	99,91
ROMANIA	17	16	-5,88	64	2.250	3.404,88
BULGARIA	77	166	116,68	1.937	5.384	177,98
ARMENIA		21	-		303	-
KAZAKHSTAN	34	186	448,65	190	1.250	558,93
UKRAINE	60	133	121,17	324	510	57,47
GEORGIA		10	-		35	-
CROATIA	9		-100,00	122		-100,00
MALTA	86	8	-90,58	2.270	290	-87,21
SLOVAKIA	1		-100,00	5		-100,00
SLOVENIA	10	14	40,00	1.023	900	-11,98
CZECH REPUBLIC	603	594	-1,37	11.293	19.582	73,41
RUSSIA FEDERATION	287	473	64,79	16.108	19.491	21,00
IKAN SEGAR / DINGIN HASIL BUDIDAYA	**50**	**4.564**	**9.028,20**	**50**	**4.932**	**9.763,60**
TAIWAN	50	2.554	5.008,80	50	3.188	6.275,00
MALAYSIA		1.990	-		1.704	-
UNITED ARAB EMIRATES		20	-		40	-
MINYAK KELAPA SAWIT	**17.074.810.933**	**18.411.931.455**	**7,83**	**10.784.544.937**	**18.548.560.790**	**71,99**
JAPAN	238.693.784	195.768.026	-17,98	150.147.435	193.695.932	29,00
HONG KONG	101.955	68.353	-32,96	115.928	94.446	-18,53
KOREA, REPUBLIC OF	223.225.536	296.472.124	32,81	134.815.015	291.268.830	116,05
TAIWAN	3.710.920	4.063.354	9,50	2.679.550	4.503.050	68,05
CHINA	2.143.302.373	3.166.590.706	47,74	1.262.653.646	3.072.804.508	143,36
MONGOLIA	180.270	275.220	52,67	140.343	296.829	111,50
PAPUA NEW GUINEA	3.468.314	4.479.335	29,15	2.726.514	5.622.076	106,20
THAILAND	17.242.301	416.849	-97,58	13.343.671	510.851	-96,17
SINGAPORE	332.747.949	35.431.772	-89,35	213.457.934	38.143.811	-82,13
PHILIPPINES	292.420.685	403.617.828	38,03	195.136.798	402.326.165	106,18
MALAYSIA	469.549.675	974.784.579	107,60	297.828.467	977.835.929	228,32
MYANMAR	577.455.927	527.122.754	-8,72	387.066.952	536.164.061	38,52
CAMBODIA	1.132.056	1.004.530	-11,26	805.906	1.124.829	39,57
BRUNEI DARUSSALAM	2.199.642	1.934.558	-12,05	1.935.814	2.434.252	25,75
NEPAL	770.356	1.082.520	40,52	524.322	1.210.509	130,87
VIET NAM	327.229.129	416.584.472	27,31	200.002.698	400.257.037	100,13
MALDIVES	1.108.041	821.185	-25,89	940.176	980.758	4,32
INDIA	3.200.194.761	2.334.829.136	-27,04	1.954.707.601	2.446.464.505	25,16
PAKISTAN	1.457.565.941	1.788.613.203	22,71	891.955.450	1.778.496.032	99,39
BANGLADESH	675.481.044	882.129.197	30,59	439.693.660	861.211.799	95,87
SRI LANKA	1.827.360	4.449.698	143,50	1.277.348	4.781.677	274,34
IRAQ	56.475.814	67.101.100	18,81	33.892.587	64.606.351	90,62

https://www.bps.go.id

TABEL 6. PERKEMBANGAN EKSPOR INDONESIA MENURUT KOMODITI DAN NEGARA TUJUAN
JANUARI-AGUSTUS 2020 DAN 2021

KOMODITI / NEGARA TUJUAN	BERAT BERSIH (KG)		PERUB	NILAI FOB (US $)		PERUB
	JAN-AGT 2020	JAN-AGT 2021	%	JAN-AGT 2020	JAN-AGT 2021	%
(1)	(2)	(3)	(4)	(5)	(6)	(7)
IRAN (ISLAMIC REPUBLIC OF)	30.111.129	20.400.108	-32,25	18.631.726	22.185.411	19,07
SAUDI ARABIA	76.169.444	147.492.121	93,64	49.513.784	148.349.180	199,61
ISRAEL	17.680.131	12.081.689	-31,67	11.393.568	11.681.536	2,53
KUWAIT	243.000	326.430	34,33	217.680	330.290	51,73
JORDAN	9.868.780	3.352.850	-66,03	6.536.547	3.473.255	-46,86
LEBANON	595.636	1.730.679	190,56	393.628	1.869.060	374,83
YEMEN	69.733.401	28.332.493	-59,37	45.949.004	30.052.731	-34,60
OMAN	69.007.848	74.587.277	8,09	44.751.950	75.948.275	69,71
SYRIA ARAB REPUBLIC	1.603.300	339.210	-78,84	865.641	358.154	-58,63
TURKEY	254.358.836	205.221.476	-19,32	153.576.857	210.043.479	36,77
UNITED ARAB EMIRATES	145.106.350	162.335.005	11,87	91.283.136	166.813.926	82,74
QATAR	1.980.423	1.403.370	-29,14	1.561.404	1.675.376	7,30
BAHRAIN	1.706.731	2.366.464	38,65	1.175.979	2.650.962	125,43
EGYPT	636.988.268	652.276.033	2,40	405.828.116	661.674.824	63,04
LIBYAN ARAB JAMAHIRIYA		164.520	-		197.057	-
MOROCCO	9.324.697	2.850.160	-69,43	5.412.907	3.082.448	-43,05
TUNISIA	39.430.555	39.574.683	0,37	24.998.817	41.804.502	67,23
ALGERIA	67.423.368	76.939.508	14,11	43.241.142	69.636.698	61,04
SUDAN	54.154.010	53.777.124	-0,70	34.722.096	53.038.202	52,75
NAMIBIA		128.333	-		134.990	-
ETHIOPIA	654.583	180.800	-72,38	547.217	185.862	-66,03
TANZANIA, UNITED REP. OF	171.316.859	186.345.003	8,77	111.121.700	195.584.109	76,01
MADAGASCAR	20.015.918	8.862.781	-55,72	14.187.589	9.718.507	-31,50
SOMALIA	15.573.597	21.223.387	36,28	11.477.080	24.171.681	110,61
KENYA	200.056.719	261.902.664	30,91	137.384.015	271.953.013	97,95
REUNION	21.870		-100,00	14.062		-100,00
MOZAMBIQUE	26.195.069	34.332.559	31,06	16.577.923	34.681.119	109,20
EQUATORIAL GUINEA	3.338.179	7.584.866	127,22	2.708.740	8.598.570	217,44
TOGO	77.256.040	101.518.234	31,40	53.179.109	102.973.493	93,64
GHANA	28.556.745	34.722.973	21,59	20.935.759	37.612.531	79,66
LIBERIA	20.646.068	21.290.437	3,12	15.079.486	21.333.309	41,47
GUINEA	36.909.593	51.084.152	38,40	22.991.368	45.590.232	98,29
ANGOLA	60.047.770	46.561.714	-22,46	45.088.210	52.321.774	16,04
CONGO	47.775.586	28.638.407	-40,06	34.079.439	31.148.040	-8,60
CAMEROON	5.253.510	5.013.039	-4,58	4.007.527	5.693.402	42,07
NIGERIA	35.345.600	23.226.123	-34,29	25.096.037	24.883.564	-0,85
SIERRA LEONE	3.246.119	120.780	-96,28	2.431.951	136.783	-94,38
GABON	160.675	437.003	171,98	128.846	529.140	310,68
COTE D'IVOIRE	32.881.721	42.501.348	29,26	23.932.190	47.238.613	97,39
SENEGAL	47.467.669	35.416.116	-25,39	34.026.998	38.343.023	12,68
MAURITANIA	64.520.689	54.023.614	-16,27	45.767.965	59.274.801	29,51
BENIN	113.959.645	127.373.028	11,77	81.284.914	136.415.514	67,82
BURKINA FASO	98.820	1.232.505	1.147,22	74.436	1.395.951	1.775,37
GUINEA BISSAU	656.469		-100,00	404.900		-100,00
GAMBIA	48.393.411	40.039.139	-17,26	35.175.907	44.639.634	26,90
UGANDA	241.200	444.330	84,22	196.712	494.518	151,39
CENTRAL AFRICAN REPUBLIC	95.760		-100,00	72.873		-100,00
NIGER		123.525	-		127.725	-
DJIBOUTI	122.919.920	150.453.069	22,40	86.753.070	158.929.380	83,20
SAO TOME AND PRINCIPE	1.064.160	527.670	-50,41	840.917	594.488	-29,30
SOUTH AFRICA	202.851.239	265.212.718	30,74	130.850.759	261.072.850	99,52
ZIMBABWE		62.010	-		83.339	-
COMOROS	1.956.483	1.335.800	-31,72	1.539.113	1.553.427	0,93
MAURITIUS	2.065.432	1.375.209	-33,42	1.332.302	1.491.872	11,98
RWANDA	434.268		-100,00	341.518		-100,00
MAYOTTE	536.303	76.442	-85,75	452.905	93.811	-79,29
DEMOCRATIC REP. OF THE CONGO	2.256.642	15.518.226	587,67	1.698.160	14.881.323	776,32
NEW ZEALAND		72.000	-		85.500	-
MICRONESIA, FED. STATES OF	145.159	141.395	-2,59	133.991	181.951	35,79
PALAU		18.414	-		23.394	-
NORTHERN MARIANA ISLANDS	29.777	51.535	73,07	30.609	64.065	109,30
SAINT VINCENT AND THE GRENADINES	53.424	35.586	-33,39	45.154	45.510	0,79
VANUATU	817.464	1.035.490	26,67	694.471	1.327.770	91,19
AMERICAN SAMOA		108.725	-		131.651	-
COOK ISLANDS	11.538	8.640	-25,12	9.705	10.845	11,75
FIJI	819.000	1.431.656	74,81	639.054	1.256.203	96,57
KIRIBATI	215.864	375.127	73,78	182.345	483.007	164,89
MARSHALL ISLANDS	55.735	40.464	-27,40	50.033	51.509	2,95
SAMOA	1.549.170	1.353.763	-12,61	1.383.238	1.628.807	17,75
SOLOMON ISLANDS	1.582.321	1.516.781	-4,14	1.470.105	1.884.073	28,16
TONGA	331.906	658.123	98,29	250.728	804.366	220,81
EAST TIMOR	9.752.651	7.332.505	-24,82	7.895.822	8.020.218	1,58
UNITED STATES	711.226.192	1.059.028.612	48,90	470.706.874	1.115.083.306	136,90
CANADA	216.000	251.950	16,64	232.809	274.912	18,08
MEXICO	38.931.086	33.759.141	-13,28	26.446.600	34.902.229	31,97
GUATEMALA	2.999.913	2.998.439	-0,05	1.749.949	2.689.600	53,70
HONDURAS	3.000.133	2.499.960	-16,67	2.139.327	2.707.457	26,56
PANAMA	20.715.701	140.227	-99,32	12.553.995	167.687	-98,66
CUBA		86.000	-		119.196	-
CHILE	5.726.830	2.026.440	-64,61	4.148.580	1.720.772	-58,52
ARGENTINA	786.780	1.758.282	123,48	683.363	2.153.559	215,14
BRAZIL	152.588.445	245.489.101	60,88	108.796.815	280.508.638	157,83
COLOMBIA		54.663.886	-		57.684.332	-
URUGUAY	4.554.610	3.632.930	-20,24	4.016.273	4.187.987	4,28
ECUADOR		16.000.870	-		18.861.285	-
PERU	13.921.662	5.000.368	-64,08	10.616.700	5.062.673	-52,31
GUYANA	985.932	407.844	-58,63	730.629	456.799	-37,48
TRINIDAD AND TOBAGO	457.220	574.620	25,68	330.954	572.426	72,96

https://www.bps.go.id

TABEL 6. PERKEMBANGAN EKSPOR INDONESIA MENURUT KOMODITI DAN NEGARA TUJUAN
JANUARI-AGUSTUS 2020 DAN 2021

KOMODITI / NEGARA TUJUAN	BERAT BERSIH (KG)		PERUB	NILAI FOB (US $)		PERUB
	JAN-AGT 2020	JAN-AGT 2021	%	JAN-AGT 2020	JAN-AGT 2021	%
(1)	(2)	(3)	(4)	(5)	(6)	(7)
JAMAICA	1.913.220	602.000	-68,53	1.230.588	649.042	-47,26
DOMINICAN REPUBLIC	1.393.248	96.624	-93,06	1.157.381	101.455	-91,23
COSTA RICA	186.052	123.525	-33,61	144.934	124.451	-14,13
HAITI	117.391.039	73.903.755	-37,04	81.396.623	74.335.912	-8,67
CAPE VERDE	36.260		-100,00	23.660		-100,00
DOMINICA	55.074	67.568	22,69	46.794	79.019	68,87
GRENADA	166.824	95.357	-42,84	145.575	120.132	-17,48
SAINT LUCIA	243.648	158.796	-34,83	220.185	201.877	-8,31
UNITED KINGDOM	48.008.098	47.741.270	-0,56	31.233.790	49.120.149	57,27
NETHERLANDS	499.773.308	427.563.521	-14,45	325.356.072	443.717.782	36,38
FRANCE	161.498.790	57.999.172	-64,09	96.209.721	60.321.744	-37,30
GERMANY, FED. REP. OF	69.578.630	71.806.344	3,20	45.487.784	76.379.306	67,91
BELGIUM	24.435.269	114.909.518	370,26	15.518.936	99.725.581	542,61
DENMARK	6.759.618	18.800.838	178,13	4.766.383	17.333.276	263,66
SWEDEN	31.698.104	34.415.987	8,57	19.302.918	34.740.640	79,98
ITALY	629.013.518	403.470.675	-35,86	397.890.113	382.229.692	-3,94
SPAIN	820.596.877	709.789.830	-13,50	524.289.731	684.692.218	30,59
GREECE	55.083.080	51.762.989	-6,03	34.574.735	49.425.335	42,95
POLAND	66.360	66.360	0,00	53.906	79.897	48,22
ROMANIA	297.522		-100,00	231.286		-100,00
BULGARIA	483.872	42.480	-91,22	359.185	44.604	-87,58
ALBANIA	144.333	289.908	100,86	103.844	322.138	210,21
KAZAKHSTAN	13.902.354	3.864.000	-72,21	8.758.308	3.930.948	-55,12
KYRGYZSTAN	126.000	126.000	0,00	74.970	141.120	88,24
UKRAINE	175.724.024	195.294.479	11,14	110.921.109	200.162.574	80,45
UZBEKISTAN		21.500	-		31.326	-
LATVIA	22.063.524	12.483.595	-43,42	14.340.844	13.514.087	-5,77
ESTONIA	76.121.086	105.969.143	39,21	51.723.528	97.987.558	89,44
GEORGIA	13.634.997	8.699.589	-36,20	9.048.432	7.098.128	-21,55
CROATIA	2.963.444	5.682.952	91,77	2.160.380	6.515.437	201,59
REP. OF MACEDONIA	22.662	21.870	-3,49	18.447	24.691	33,85
RUSSIA FEDERATION	422.380.536	460.722.834	9,08	263.242.371	477.821.040	81,51
SERBIA	593.676	736.242	24,01	435.649	831.404	90,84
MONTENEGRO	641.304	24.156	-96,23	455.140	26.511	-94,18
MINYAK KELAPA	**569.656.511**	**451.664.661**	**-20,71**	**469.034.863**	**684.742.407**	**45,99**
JAPAN	2.611.200	725.546	-72,21	2.344.875	1.248.592	-46,75
HONG KONG	14	12	-12,92	95	1	-98,95
KOREA, REPUBLIC OF	20.232.422	22.270.012	10,07	18.598.130	36.453.303	96,01
TAIWAN	37.591	18.781	-50,04	43.964	35.861	-18,43
CHINA	57.550.770	73.309.870	27,38	47.499.155	112.334.820	136,50
MONGOLIA	132.336	170.910	29,15	122.643	283.654	131,28
THAILAND	5.093.954	6.783.971	33,18	4.667.369	10.213.452	118,83
SINGAPORE	17.656.097	16.380.688	-7,22	15.253.215	25.087.484	64,47
PHILIPPINES	209.940		-100,00	230.934		-100,00
MALAYSIA	131.843.891	88.390.948	-32,96	103.723.846	124.557.607	20,09
MYANMAR	111.093		-100,00	109.970		-100,00
BRUNEI DARUSSALAM	7.698		-100,00	14.535		-100,00
VIET NAM	781.505	708.660	-9,32	793.545	1.194.483	50,52
MALDIVES	378		-100,00	2.643		-100,00
INDIA	46.978.599	15.534.170	-66,93	36.715.379	20.067.085	-45,34
PAKISTAN	700.135	994.818	42,09	536.133	1.599.196	198,28
BANGLADESH	4.809.604	4.978.154	3,50	3.797.893	7.645.053	101,30
SRI LANKA	21.316.974	40.959.074	92,14	20.306.397	64.371.219	217,00
IRAQ		441.400	-		766.601	-
IRAN (ISLAMIC REPUBLIC OF)	6.028.340	3.416.800	-43,32	5.529.413	5.544.585	0,27
SAUDI ARABIA	1.001.330	2	-100,00	707.155	2	-100,00
ISRAEL	576.202	523.080	-9,22	537.518	892.609	66,06
KUWAIT		1.287	-		4.771	-
JORDAN	525.750	64.200	-87,79	479.602	114.021	-76,23
LEBANON	151.470	111.800	-26,19	158.783	203.252	28,01
SYRIA ARAB REPUBLIC	125.280		-100,00	120.169		-100,00
TURKEY	1.515.978	323.057	-78,69	1.404.923	561.084	-60,06
UNITED ARAB EMIRATES	1.314.167	1.090.851	-16,99	1.249.044	1.615.722	29,36
QATAR		120	-		80	-
EGYPT	2.441.280	2.282.823	-6,49	2.400.187	3.814.206	58,91
LIBYAN ARAB JAMAHIRIYA		292.380	-		484.972	-
MOROCCO	999.957		-100,00	719.969		-100,00
TUNISIA	1.249.933	800.027	-35,99	1.174.019	1.276.040	8,69
ALGERIA	940.502	411.715	-56,22	838.132	654.253	-21,94
ETHIOPIA		18.130	-		26.470	-
TANZANIA, UNITED REP. OF	649.050	84.000	-87,06	431.983	65.730	-84,78
MADAGASCAR	303.440	37.620	-87,60	229.232	65.835	-71,28
KENYA	30.400	218.692	619,38	37.077	316.683	754,13
REUNION	15.200	15.200	0,00	19.000	25.536	34,40
GABON	30.400		-100,00	37.848		-100,00
SENEGAL	10.008	10.404	3,96	12.230	20.142	64,70
MAURITANIA	18.620		-100,00	16.758		-100,00
GUINEA BISSAU	100.000		-100,00	72.500		-100,00
SOUTH AFRICA	2.216.966	916.818	-58,65	2.052.292	1.443.674	-29,66
MALAWI	1.127.500	341.250	-69,73	617.050	294.883	-52,21
AUSTRALIA	255.935	376.484	47,10	300.968	711.197	136,30
NEW ZEALAND	106.020	147.280	38,92	117.221	264.218	125,40
NEW CALEDONIA	29.600	15.286	-48,36	36.615	29.242	-20,14
SOLOMON ISLANDS	17.410		-100,00	11.445		-100,00
EAST TIMOR	6		-100,00	113		-100,00
UNITED STATES	88.789.403	88.280.416	-0,57	76.064.729	136.064.372	78,88
CANADA	238.506	460.887	93,24	547.633	1.376.594	151,37

https://www.bps.go.id

TABEL 6. PERKEMBANGAN EKSPOR INDONESIA MENURUT KOMODITI DAN NEGARA TUJUAN
JANUARI-AGUSTUS 2020 DAN 2021

KOMODITI / NEGARA TUJUAN	BERAT BERSIH (KG)		PERUB	NILAI FOB (US $)		PERUB
	JAN-AGT 2020	JAN-AGT 2021	%	JAN-AGT 2020	JAN-AGT 2021	%
(1)	(2)	(3)	(4)	(5)	(6)	(7)
MEXICO	271.800	108.400	-60,12	435.671	196.278	-54,95
PANAMA		4.510	-		8.447	-
CHILE	26.560		-100,00	36.713		-100,00
ARGENTINA	606.688	216.200	-64,36	626.597	301.840	-51,83
BRAZIL	556.136	401.111	-27,88	728.474	859.397	17,97
COLOMBIA		14.220	-		55.508	-
PARAGUAY	6.260		-100,00	23.504		-100,00
ECUADOR	43.105	73.600	70,75	58.991	160.632	172,30
TRINIDAD AND TOBAGO	1.069.240	645.000	-39,68	860.417	1.051.565	22,22
DOMINICAN REPUBLIC	43.500	86.000	97,70	47.788	145.985	205,49
COSTA RICA	2.033	2.000	-1,61	15.682	7.000	-55,36
FRENCH POLYNESIA		15.200	-		30.628	-
UNITED KINGDOM	8.164	121.175	1.384,19	57.009	536.148	840,46
NETHERLANDS	117.838.973	48.825.753	-58,57	90.044.260	72.729.113	-19,23
FRANCE	42.364	4.858	-88,53	64.984	51.822	-20,25
GERMANY, FED. REP. OF	2.500.118	16.560	-99,34	2.356.988	53.930	-97,71
SWEDEN	68.847	80.000	16,20	72.842	146.400	100,98
SPAIN	5.502.056	2.450.191	-55,47	3.965.169	3.482.915	-12,16
GREECE	1.178.255	529.862	-55,03	1.046.183	888.959	-15,03
HUNGARY	272.922	91.336	-66,53	292.078	152.902	-47,65
ROMANIA	131.220		-100,00	117.573		-100,00
BULGARIA	347.138		-100,00	339.358		-100,00
AZERBAIJAN		22.000	-		39.930	-
KAZAKHSTAN	253.400	82.944	-67,27	242.458	141.420	-41,67
KYRGYZSTAN	424.440	321.872	-24,17	427.669	549.449	28,48
UKRAINE	4.064.932	7.998.671	96,77	3.388.406	12.577.700	271,20
UZBEKISTAN	127.740		-100,00	142.571		-100,00
LITHUANIA	120.000		-100,00	81.000		-100,00
ESTONIA	355.000		-100,00	282.225		-100,00
GEORGIA	86.740	87.480	0,85	83.824	141.521	68,83
CROATIA	21.870	208.828	854,86	21.017	343.396	1.533,89
SLOVENIA		279.200	-		1.045.714	-
RUSSIA FEDERATION	12.722.016	17.049.408	34,01	12.412.504	27.272.240	119,72
SERBIA	21.660	20.661	-4,61	19.044	42.986	125,72
MONTENEGRO	60.480		-100,00	59.532		-100,00
UDANG DIBEKUKAN	**108.737.378**	**108.546.684**	**-0,18**	**927.228.458**	**965.155.269**	**4,09**
JAPAN	15.349.443	16.484.068	7,39	156.257.701	172.245.982	10,23
HONG KONG	550.961	416.636	-24,38	4.583.340	4.156.946	-9,30
KOREA, REPUBLIC OF	417.493	774.777	85,58	3.091.570	6.832.131	120,99
TAIWAN	1.048.660	1.102.730	5,16	7.055.008	7.747.987	9,82
CHINA	9.544.807	3.252.232	-65,93	48.257.101	18.026.191	-62,65
THAILAND	17.340		-100,00	125.836		-100,00
SINGAPORE	336.353	288.879	-14,11	1.777.058	1.705.965	-4,00
PHILIPPINES	26.266	9.000	-65,73	218.456	53.650	-75,44
MALAYSIA	777.880	892.132	14,69	3.734.176	4.222.565	13,08
BRUNEI DARUSSALAM		9.500	-		50.350	-
VIET NAM	110.686	98.204	-11,28	581.036	565.053	-2,75
TURKEY	64.050	15.350	-76,03	201.025	138.150	-31,28
BAHRAIN		7	-		24	-
CYPRUS	7.768	17.763	128,68	74.802	137.526	83,85
REUNION	51.394	17.970	-65,03	547.582	213.786	-60,96
SOUTH AFRICA		6.450	-		59.340	-
AUSTRALIA	40.761	42.552	4,39	499.887	520.016	4,03
GUAM		8.399	-		68.880	-
UNITED STATES	75.793.007	79.734.809	5,20	655.354.756	699.905.829	6,80
CANADA	877.704	1.187.155	35,26	8.905.273	11.519.798	29,36
TRINIDAD AND TOBAGO	82.428	151.091	83,30	687.209	1.287.503	87,35
JAMAICA	18.534		-100,00	159.037		-100,00
PUERTO RICO	667.770	801.044	19,96	5.628.995	7.042.368	25,11
DOMINICAN REPUBLIC	9.072	10.982	21,05	79.343	94.409	18,99
UNITED KINGDOM	466.051	320.397	-31,25	4.787.105	2.745.930	-42,64
NETHERLANDS	765.897	716.244	-6,48	7.838.353	7.429.811	-5,21
FRANCE	530.900	465.767	-12,27	6.328.987	4.747.083	-24,99
GERMANY, FED. REP. OF	126.241	71.352	-43,48	1.424.650	901.303	-36,74
BELGIUM	364.971	311.152	-14,75	3.057.358	2.787.808	-8,82
SWITZERLAND	17		-100,00	31		-100,00
DENMARK	6.780	19.548	188,32	51.596	188.964	266,24
SWEDEN	11.165	27.043	142,22	128.384	221.368	72,43
ITALY	119.900	132.606	10,60	810.269	767.378	-5,29
SPAIN	119.197	179.886	50,92	1.130.010	437.656	-61,27
GREECE	37.600	22.450	-40,29	262.985	227.580	-13,46
KAZAKHSTAN		13.480	-		110.302	-
UKRAINE	38.750		-100,00	357.250		-100,00
LATVIA		19.000	-		145.060	-
CROATIA	6.825		-100,00	84.971		-100,00
RUSSIA FEDERATION	350.708	926.030	164,05	3.147.317	7.850.578	149,44
MENTEGA, LEMAK DAN MINYAK KAKAO	**95.741.085**	**88.526.307**	**-7,54**	**533.954.562**	**428.067.719**	**-19,83**
JAPAN	3.107.181	3.794.080	22,11	17.622.288	18.201.718	3,29
HONG KONG	14.828	4.502	-69,64	36.333	15.054	-58,57
KOREA, REPUBLIC OF	69.000	40.000	-42,03	383.196	189.920	-50,44
TAIWAN	4.900	1.000	-79,59	20.949	5.285	-74,77
CHINA	4.086.500	5.499.000	34,57	23.910.487	24.626.377	2,99
THAILAND		7.000	-		32.328	-
SINGAPORE	31.587	101.950	222,76	185.749	469.220	152,61
PHILIPPINES	21.800	13.500	-38,07	127.545	70.200	-44,96
MALAYSIA	1.462.876	1.398.505	-4,40	8.601.075	7.017.657	-18,41

https://www.bps.go.id

TABEL 6. PERKEMBANGAN EKSPOR INDONESIA MENURUT KOMODITI DAN NEGARA TUJUAN
JANUARI-AGUSTUS 2020 DAN 2021

KOMODITI / NEGARA TUJUAN	BERAT BERSIH (KG)		PERUB	NILAI FOB (US $)		PERUB
	JAN-AGT 2020	JAN-AGT 2021	%	JAN-AGT 2020	JAN-AGT 2021	%
(1)	(2)	(3)	(4)	(5)	(6)	(7)
INDIA	7.302.000	9.103.000	24,66	40.504.129	45.644.712	12,69
PAKISTAN	470.000	380.225	-19,10	2.560.500	1.459.490	-43,00
BANGLADESH		14.500	-		62.673	-
SAUDI ARABIA	174.000	114.000	-34,48	986.886	560.427	-43,21
ISRAEL	1.040.000	920.000	-11,54	6.038.000	4.508.000	-25,34
JORDAN	36.000	40.000	11,11	181.360	181.563	0,11
TURKEY	189.000	210.000	11,11	1.022.364	1.032.269	0,97
UNITED ARAB EMIRATES	2.019.000	1.034.000	-48,79	11.574.190	5.261.911	-54,54
EGYPT	645.000	515.000	-20,16	3.712.303	2.659.541	-28,36
GAMBIA	100.000	60.000	-40,00	26.500	16.700	-36,98
SOUTH AFRICA	1.322.475	561.475	-57,54	7.607.977	2.872.257	-62,25
AUSTRALIA	7.234.140	6.420.220	-11,25	40.923.233	32.078.572	-21,61
NEW ZEALAND	363.000	540.000	48,76	2.078.810	2.658.108	27,87
UNITED STATES	30.819.502	24.590.600	-20,21	171.743.911	121.875.366	-29,04
CANADA	4.140.000	1.520.000	-63,29	22.890.574	8.039.908	-64,88
MEXICO	2.600.000	860.000	-66,92	14.352.709	4.438.525	-69,08
CHILE		48.000	-		273.600	-
UNITED KINGDOM	22		-100,00	102		-100,00
NETHERLANDS	13.187.400	4.099.000	-68,92	71.683.581	18.003.978	-74,88
FRANCE	2.528.550	2.880.000	13,90	14.498.450	14.541.178	0,29
GERMANY, FED. REP. OF	4.620.400	10.300.000	122,92	24.893.542	44.087.172	77,10
SPAIN	50.000		-100,00	261.057		-100,00
GREECE	35.000	80.000	128,57	189.310	407.010	115,00
KYRGYZSTAN	60.000		-100,00	91.555		-100,00
UKRAINE	80.000	100.000	25,00	465.200	563.500	21,13
LITHUANIA	20.000		-100,00	104.497		-100,00
ESTONIA	4.985.000	9.353.000	87,62	27.721.098	47.387.767	70,94
GEORGIA		250	-		2.500	-
RUSSIA FEDERATION	2.921.925	3.923.500	34,28	16.955.101	18.823.233	11,02
MARGARIN	**671.105.486**	**926.171.025**	**38,01**	**485.321.747**	**969.715.477**	**99,81**
JAPAN	459.161	154.309	-66,39	392.319	271.573	-30,78
HONG KONG	1.081.991	1.177.048	8,79	876.380	1.354.129	54,51
KOREA, REPUBLIC OF	4.305.350	4.828.443	12,15	3.459.541	5.275.311	52,49
TAIWAN	4.882.275	5.732.568	17,42	3.648.823	5.803.148	59,04
CHINA	307.463.853	538.693.433	75,21	214.115.876	562.351.472	162,64
PAPUA NEW GUINEA	2.361.198	2.743.203	16,18	1.836.978	2.901.047	57,92
THAILAND	5.624.241	6.561.778	16,67	4.124.312	6.672.260	61,78
SINGAPORE	437.645	409.269	-6,48	427.283	611.670	43,15
PHILIPPINES	7.147.445	9.834.297	37,59	5.778.326	10.807.476	87,03
MALAYSIA	6.110.559	8.775.385	43,61	4.889.563	8.938.402	82,81
MYANMAR	4.172.193	4.581.233	9,80	3.746.573	5.030.612	34,27
CAMBODIA	24.255	162.678	570,70	15.509	156.816	911,11
BRUNEI DARUSSALAM	13.750	19.700	43,27	14.369	18.975	32,06
NEPAL	1.132.300	2.139.525	88,95	765.769	2.097.663	173,93
VIET NAM	10.463.426	19.631.750	87,62	7.799.067	21.388.876	174,25
MALDIVES	68.475	136.605	99,50	47.141	129.545	174,80
INDIA	2.586.940	3.390.525	31,06	1.853.027	3.399.097	83,43
PAKISTAN	2.708.480	4.553.652	68,13	1.945.895	4.453.159	128,85
BANGLADESH	423.404	518.046	22,35	316.979	481.162	51,80
SRI LANKA	1.937.630	2.784.382	43,70	1.550.640	3.069.038	97,92
AFGHANISTAN	22.000	22.000	0,00	15.810	21.890	38,46
IRAQ	990.560	2.088.809	110,87	762.316	2.056.928	169,83
IRAN (ISLAMIC REPUBLIC OF)	852.800		-100,00	569.608		-100,00
SAUDI ARABIA	9.020.504	6.918.565	-23,30	6.524.899	7.908.759	21,21
ISRAEL	3.916.320	3.184.394	-18,69	2.981.702	3.938.038	32,07
KUWAIT	52.500	81.170	54,61	46.087	76.966	67,00
JORDAN	1.894.620	2.161.510	14,09	1.405.694	2.288.597	62,81
LEBANON	3.659.550	5.571.412	52,24	2.720.707	5.849.633	115,00
YEMEN	3.887.385	1.006.060	-74,12	2.323.965	906.022	-61,01
OMAN	1.294.780	1.284.030	-0,83	845.080	1.367.817	61,86
SYRIA ARAB REPUBLIC	2.168.446	87.200	-95,98	1.460.971	84.148	-94,24
TURKEY	11.082.574	10.827.958	-2,30	8.501.744	14.083.727	65,66
UNITED ARAB EMIRATES	5.556.737	3.594.149	-35,32	5.544.833	4.352.470	-21,50
QATAR	121.200	207.840	71,49	100.629	209.973	108,66
BAHRAIN	1.591.670	1.881.645	18,22	1.175.818	2.311.448	96,58
CYPRUS	22.860	68.580	200,00	24.049	100.035	315,97
EGYPT	10.167.890	7.201.304	-29,18	8.722.914	9.128.380	4,65
LIBYAN ARAB JAMAHIRIYA	801.200	1.212.302	51,31	598.730	1.525.036	154,71
MOROCCO	872.000	885.350	1,53	642.540	1.002.832	56,07
TUNISIA	44.360	68.580	54,60	35.580	123.444	246,95
ALGERIA	20.493.196	23.579.160	15,06	14.401.567	23.709.864	64,63
SUDAN	4.392.515	4.795.520	9,17	3.178.160	4.796.418	50,92
NAMIBIA	20.700		-100,00	16.767		-100,00
ETHIOPIA	312.000		-100,00	213.720		-100,00
TANZANIA, UNITED REP. OF	676.170	1.325.368	96,01	499.833	1.303.375	160,76
MADAGASCAR	21.900	21.000	-4,11	14.271	19.530	36,85
MOZAMBIQUE	1.019.260	2.562.080	151,37	727.511	2.435.098	234,72
TOGO	619.677	132.590	-78,60	449.296	131.746	-70,68
GHANA	12.879.867	17.165.445	33,27	8.818.232	16.978.644	92,54
LIBERIA	983.472	1.580.350	60,69	738.831	1.561.548	111,35
GUINEA	2.243.800	660.000	-70,59	1.458.983	565.400	-61,25
ANGOLA	7.257.561	7.073.405	-2,54	5.126.461	6.711.303	30,91
CONGO	2.262.540	945.000	-58,23	1.823.300	925.463	-49,24
CAMEROON	2.155.238	2.815.094	30,62	1.572.083	3.226.867	105,26
NIGERIA	53.076.304	59.838.299	12,74	35.324.208	53.820.404	52,36
SIERRA LEONE	180.180	286.530	59,02	127.774	278.421	117,90
GABON		22.050	-		24.255	-

https://www.bps.go.id

TABEL 6. PERKEMBANGAN EKSPOR INDONESIA MENURUT KOMODITI DAN NEGARA TUJUAN
JANUARI-AGUSTUS 2020 DAN 2021

KOMODITI / NEGARA TUJUAN	BERAT BERSIH (KG)		PERUB	NILAI FOB (US $)		PERUB
	JAN-AGT 2020	JAN-AGT 2021	%	JAN-AGT 2020	JAN-AGT 2021	%
(1)	(2)	(3)	(4)	(5)	(6)	(7)
COTE D'IVOIRE	45.000	282.670	528,16	34.200	324.908	850,02
SENEGAL	3.407.660	6.823.500	100,24	2.467.226	6.633.651	168,87
MAURITANIA	66.800	43.800	-34,43	44.376	39.267	-11,51
BENIN	374.663	117.175	-68,73	270.896	109.950	-59,41
GAMBIA	116.390	142.200	22,18	83.576	138.612	65,85
DJIBOUTI	9.947.696	8.184.130	-17,73	6.757.503	7.928.956	17,34
SAO TOME AND PRINCIPE	182.000		-100,00	178.815		-100,00
SOUTH AFRICA	3.716.220	3.485.610	-6,21	3.348.105	5.029.677	50,22
ZIMBABWE	66.320		-100,00	68.883		-100,00
MALAWI	348.660	208.000	-40,34	244.492	201.525	-17,57
MAURITIUS	148.800	43.680	-70,65	103.070	44.763	-56,57
DEMOCRATIC REP. OF THE CONGO	719.950	446.300	-38,01	517.072	449.282	-13,11
AUSTRALIA	1.909.711	1.429.584	-25,14	1.385.917	1.465.583	5,75
NEW ZEALAND	2.456.560	3.382.169	37,68	1.998.962	3.838.236	92,01
SAINT VINCENT AND THE GRENADINES	43.704		-100,00	32.593		-100,00
VANUATU	32.120	44.025	37,06	34.659	46.919	35,37
FIJI	72.500	177.320	144,58	48.227	182.225	277,85
KIRIBATI	9.924	1.440	-85,49	18.252	2.340	-87,18
SAMOA	76.800	57.600	-25,00	67.493	63.710	-5,61
SOLOMON ISLANDS	121.128	37.139	-69,34	176.129	46.133	-73,81
EAST TIMOR	275.805	352.635	27,86	225.649	348.194	54,31
UNITED STATES	26.889.388	39.850.819	48,20	19.991.286	42.627.556	113,23
CANADA	2.317.596	4.543.406	96,04	1.756.924	5.161.939	193,81
MEXICO	1.126.400	180.400	-83,98	761.521	283.567	-62,76
GUATEMALA	189.000	21.000	-88,89	132.594	24.213	-81,74
HONDURAS	621.600		-100,00	458.880		-100,00
NICARAGUA	126.000	63.000	-50,00	88.137	53.571	-39,22
PANAMA	105.900	21.000	-80,17	77.049	18.165	-76,42
CHILE	1.203.480	757.620	-37,05	846.356	781.643	-7,65
VENEZUELA	63.690		-100,00	44.190		-100,00
ARGENTINA	288.000		-100,00	304.272		-100,00
BRAZIL	42.000		-100,00	25.410		-100,00
COLOMBIA	292.560	562.500	92,27	275.930	687.735	149,24
BOLIVIA	247.500	495.000	100,00	220.568	619.088	180,68
URUGUAY	273.000		-100,00	172.809		-100,00
ECUADOR	280.000	487.500	74,11	262.593	599.618	128,35
PERU	2.526.780	595.620	-76,43	1.868.681	656.485	-64,87
GUYANA	21.000	105.900	404,29	14.910	107.849	623,33
TRINIDAD AND TOBAGO	1.154.766	1.198.311	3,77	860.632	1.113.330	29,36
JAMAICA	2.381.060	2.492.700	4,69	1.622.429	2.182.581	34,53
PUERTO RICO	1.153.600	1.149.338	-0,37	820.461	1.293.067	57,60
DOMINICAN REPUBLIC	22.580	725.000	3.110,81	17.793	797.350	4.381,25
HAITI	1.909.206	1.308.026	-31,49	1.623.657	1.324.225	-18,44
BARBADOS	674.957	522.547	-22,58	501.580	492.762	-1,76
DOMINICA	44.000		-100,00	28.472		-100,00
GRENADA	140.184	140.409	0,16	116.849	131.814	12,81
UNITED KINGDOM	1.399.738	1.069.430	-23,60	953.927	993.096	4,11
NETHERLANDS		80.488	-		84.084	-
FRANCE	501	1	-99,90	11.001	1	-99,99
GERMANY, FED. REP. OF		103.200	-		117.768	-
DENMARK	16.086.958	7.334.520	-54,41	10.543.385	5.848.885	-44,53
SWEDEN	5.262.911	4.674.254	-11,19	5.044.279	4.136.474	-18,00
ITALY	5.059.309	204.000	-95,97	2.824.090	206.459	-92,69
SPAIN	614.400	370.800	-39,65	454.547	409.860	-9,83
PORTUGAL	43.200	129.600	200,00	28.944	133.272	360,45
GREECE	5.541.578	4.587.810	-17,21	4.126.387	5.037.569	22,08
HUNGARY	507.440	271.900	-46,42	361.921	276.106	-23,71
POLAND	64.800	222.320	243,09	42.781	311.512	628,15
ROMANIA	1.084.780	155.300	-85,68	795.022	193.291	-75,69
BULGARIA	5.923.600	895.580	-84,88	4.283.555	942.843	-77,99
ALBANIA	1.036.520	1.805.940	74,23	717.209	1.957.940	172,99
ARMENIA		45.320	-		41.113	-
KAZAKHSTAN	319.140	403.660	26,48	328.111	585.289	78,38
KYRGYZSTAN	43.280	288.960	567,65	25.535	299.583	1.073,22
TURKMENISTAN	1.175.952	175.200	-85,10	896.309	177.828	-80,16
UKRAINE	8.116.194	11.196.036	37,95	6.161.577	13.340.477	116,51
UZBEKISTAN		540.000	-		715.365	-
LITHUANIA	21.600	761.900	3.427,31	15.660	783.146	4.900,93
LATVIA	154.000	110.000	-28,57	176.682	176.066	-0,35
ESTONIA	937.260		-100,00	683.903		-100,00
GEORGIA	1.279.960	919.900	-28,13	1.037.350	1.008.928	-2,74
CROATIA	3.383.260	4.703.800	39,03	2.402.109	4.743.479	97,47
SLOVAKIA	16.920		-100,00	16.835		-100,00
SLOVENIA	710.400	558.340	-21,40	570.853	570.137	-0,13
CZECH REPUBLIC	16.920		-100,00	16.835		-100,00
REP. OF MACEDONIA	1.105.260	788.220	-28,68	804.532	857.973	6,64
RUSSIA FEDERATION	11.695.740	14.573.006	24,60	12.988.911	20.073.485	54,54
SERBIA	1.184.780	718.090	-39,39	848.477	788.086	-7,12
MONTENEGRO	67.520	21.800	-67,71	61.901	18.966	-69,36
BIOTA AIR LAINNYA DIOLAH ATAU DIAWETKAN	**50.904.097**	**55.780.223**	**9,58**	**479.404.120**	**558.990.311**	**16,60**
JAPAN	6.239.497	6.437.258	3,17	61.260.201	60.838.717	-0,69
HONG KONG	28.634	37.787	31,97	592.641	528.846	-10,76
KOREA, REPUBLIC OF	348.257	108.942	-68,72	4.138.094	1.792.787	-56,68
TAIWAN	486.627	233.349	-52,05	2.108.978	1.673.124	-20,67
CHINA	273.586	374.819	37,00	866.437	3.082.528	255,77
THAILAND	67.561	12.242	-81,88	285.665	164.864	-42,29

https://www.bpsgo.id

TABEL 6. PERKEMBANGAN EKSPOR INDONESIA MENURUT KOMODITI DAN NEGARA TUJUAN
JANUARI-AGUSTUS 2020 DAN 2021

KOMODITI / NEGARA TUJUAN	BERAT BERSIH (KG)		PERUB	NILAI FOB (US $)		PERUB
	JAN-AGT 2020	JAN-AGT 2021	%	JAN-AGT 2020	JAN-AGT 2021	%
(1)	(2)	(3)	(4)	(5)	(6)	(7)
SINGAPORE	223.725	250.095	11,79	754.721	1.138.038	50,79
PHILIPPINES	37.024	77.581	109,54	209.141	455.339	117,72
MALAYSIA	1.052.810	469.014	-55,45	1.518.019	1.282.616	-15,51
MYANMAR		3	-		102	-
BRUNEI DARUSSALAM	2.344	10	-99,57	21.345	358	-98,32
VIET NAM		25.750	-		19.175	-
PAKISTAN	26	19	-26,92	44	47	6,59
IRAQ		10	-		779	-
IRAN (ISLAMIC REPUBLIC OF)		37	-		38	-
ISRAEL	73	27	-63,21	348	2.716	680,74
JORDAN	140		-100,00	461		-100,00
UNITED ARAB EMIRATES	17.716	7.407	-58,19	261.907	196.980	-24,79
QATAR		44	-		183	-
CYPRUS	315	80	-74,69	3.038	410	-86,49
EGYPT	1.530		-100,00	15.634		-100,00
REUNION	2.865	9.898	245,49	19.574	41.961	114,38
SOUTH AFRICA	49.368	7.262	-85,29	264.118	33.003	-87,50
AUSTRALIA	210.684	145.024	-31,16	2.759.207	1.854.161	-32,80
NEW ZEALAND	4	44	1.025,32	4	599	15.226,85
GUAM		2.724	-		28.380	-
UNITED STATES	37.036.280	42.464.193	14,66	360.426.278	438.263.644	21,60
CANADA	1.006.318	886.607	-11,90	7.170.090	7.241.992	1,00
MEXICO	12.572	8.109	-35,50	39.787	43.350	8,95
CHILE		555	-		4.029	-
ARGENTINA	3	52	1.682,55	313	925	195,55
BRAZIL	329	194	-40,87	15.634	9.053	-42,09
PERU	1		-100,00	2		-100,00
TRINIDAD AND TOBAGO	2.134	3.223	51,06	20.977	30.912	47,36
PUERTO RICO	780.854	582.038	-25,46	7.474.119	5.445.458	-27,14
DOMINICAN REPUBLIC	16.787	17.720	5,55	153.479	203.648	32,69
UNITED KINGDOM	691.245	1.376.358	99,11	6.786.671	13.176.371	94,15
NETHERLANDS	1.409.643	770.903	-45,31	13.551.321	7.091.463	-47,67
FRANCE	48.314	72.060	49,15	522.580	655.476	25,43
GERMANY, FED. REP. OF	260.183	532.275	104,58	2.897.653	6.006.999	107,31
AUSTRIA	300		-100,00	821		-100,00
BELGIUM	127.983	205.243	60,37	1.050.662	1.588.396	51,18
SWITZERLAND	1	10	900,00	180	197	9,58
DENMARK	100.820	63.186	-37,33	839.881	697.384	-16,97
SWEDEN		1.820	-		28.676	-
FINLAND		113	-		5.768	-
IRELAND		17	-		149	-
ITALY	220.114	435.180	97,71	2.017.753	3.967.003	96,60
SPAIN	53.445	10.033	-81,23	613.631	110.670	-81,96
PORTUGAL		188	-		9.154	-
GREECE	39.963	50.961	27,52	254.213	355.787	39,96
HUNGARY		19	-		127	-
POLAND	78	16	-79,74	1.185	54	-95,44
ROMANIA		1	-		90	-
ARMENIA		9	-		179	-
UKRAINE	105	6	-94,43	228	54	-76,37
SLOVAKIA	2.592		-100,00	18.360		-100,00
CZECH REPUBLIC	25	4	-84,00	86	466	439,71
RUSSIA FEDERATION	51.223	99.704	94,65	468.639	917.085	95,69
OLAHAN KOPI DAN TEH	**140.936.779**	**150.927.630**	**7,09**	**409.968.325**	**443.576.883**	**8,20**
JAPAN	1.930.148	1.433.426	-25,73	6.654.344	5.063.321	-23,91
HONG KONG	1.364.040	912.045	-33,14	3.712.922	3.109.519	-16,25
KOREA, REPUBLIC OF	109.374	119.345	9,12	422.645	364.072	-13,86
TAIWAN	1.883.647	1.869.539	-0,75	5.381.116	4.893.912	-9,05
CHINA	2.727.594	2.703.344	-0,89	7.161.513	7.458.191	4,14
MONGOLIA	6.322	49.495	682,89	37.100	256.855	592,34
MACAU		8.195	-		27.170	-
PAPUA NEW GUINEA	1.454.009	1.938.520	33,32	4.049.012	5.520.229	36,34
THAILAND	1.847.196	1.915.501	3,70	5.927.537	5.315.872	-10,32
SINGAPORE	1.644.432	1.878.488	14,23	7.266.913	8.686.598	19,54
PHILIPPINES	88.119.608	95.400.094	8,26	258.139.073	289.103.585	12,00
MALAYSIA	13.428.288	13.884.672	3,40	38.681.506	38.656.788	-0,06
MYANMAR	113.140	15.006	-86,74	434.383	86.336	-80,12
CAMBODIA	26.139	66.967	156,20	102.945	208.902	102,93
BRUNEI DARUSSALAM	124.115	156.565	26,14	457.274	506.008	10,66
NEPAL	4.419		-100,00	15.207		-100,00
VIET NAM	949.104	1.112.955	17,26	3.151.631	3.777.776	19,87
MALDIVES	10.598	17.872	68,63	57.763	84.033	45,48
INDIA	277.070	432.470	56,09	1.505.298	1.377.893	-8,46
PAKISTAN	1.756.789	1.092.847	-37,79	3.459.334	2.443.180	-29,37
BANGLADESH	66.945	84.456	26,16	189.358	268.542	41,82
SRI LANKA	20.635	77.928	277,65	43.964	222.207	405,42
AFGHANISTAN	74.456	107.198	43,98	260.109	273.372	5,10
IRAQ	655.913	1.172.974	78,83	2.098.634	3.278.415	56,22
IRAN (ISLAMIC REPUBLIC OF)	163.665	207.554	26,82	472.229	457.885	-3,04
SAUDI ARABIA	630.605	274.863	-56,41	2.527.582	1.361.021	-46,15
ISRAEL	390.138	172.035	-55,90	1.317.942	420.317	-68,11
KUWAIT	137.688	86.122	-37,45	477.970	362.892	-24,08
JORDAN	510.737	918.389	79,82	2.050.417	2.759.878	34,60
LEBANON	1.028.428	1.256.942	22,22	2.960.032	3.502.175	18,32
PALESTINA	301.908		-100,00	1.254.139		-100,00
YEMEN		22.478	-		53.447	-
OMAN	3.960	3.361	-15,13	12.680	9.697	-23,53

https://www.bps.go.id

TABEL 6. PERKEMBANGAN EKSPOR INDONESIA MENURUT KOMODITI DAN NEGARA TUJUAN
JANUARI-AGUSTUS 2020 DAN 2021

KOMODITI / NEGARA TUJUAN	BERAT BERSIH (KG)		PERUB	NILAI FOB (US $)		PERUB
	JAN-AGT 2020	JAN-AGT 2021	%	JAN-AGT 2020	JAN-AGT 2021	%
(1)	(2)	(3)	(4)	(5)	(6)	(7)
TURKEY	39.414	40.452	2,63	87.848	92.304	5,07
UNITED ARAB EMIRATES	4.027.389	4.151.297	3,08	12.785.874	11.450.078	-10,45
QATAR	17.449	7.434	-57,39	52.364	29.249	-44,14
BAHRAIN	10.275	20.542	99,93	38.461	63.093	64,05
EGYPT	15.852	21.289	34,30	67.040	70.261	4,80
LIBYAN ARAB JAMAHIRIYA	159.530	124.093	-22,21	653.855	421.783	-35,49
TANZANIA, UNITED REP. OF	31.589	26.310	-16,71	111.564	89.706	-19,59
MADAGASCAR	63.821	56.891	-10,86	176.191	183.960	4,41
SOMALIA	57	11.196	19.542,11	1.044	134.619	12.799,45
KENYA	76.474	49.830	-34,84	230.537	104.803	-54,54
MOZAMBIQUE	41.181	2.055	-95,01	141.655	9.000	-93,65
GHANA	2.412	15.696	550,85	9.087	38.408	322,66
LIBERIA	11.055		-100,00	30.150		-100,00
CONGO	3.085	5.540	79,60	40.761	82.156	101,56
CAMEROON		17.621	-		28.259	-
NIGERIA	13.170	185.402	1.307,76	46.550	372.300	699,79
SIERRA LEONE	403		-100,00	1.840		-100,00
COTE D'IVOIRE		4.182	-		18.240	-
SENEGAL		39.136	-		86.889	-
GAMBIA	5.263	14.275	171,26	15.060	39.167	160,08
SEYCHELLES		1.277	-		1.892	-
UGANDA		14.151	-		52.179	-
NIGER	4.680	2.400	-48,72	8.900	7.200	-19,10
SOUTH AFRICA	19.284	34.411	78,45	66.820	113.681	70,13
ZIMBABWE	13.155		-100,00	44.366		-100,00
ZAMBIA	78.930		-100,00	267.627		-100,00
MAURITIUS	51.030	48.365	-5,22	154.708	149.091	-3,63
DEMOCRATIC REP. OF THE CONGO		2.670	-		32.215	-
AUSTRALIA	1.249.161	1.392.656	11,49	6.155.564	6.948.562	12,88
NEW ZEALAND	564.549	560.079	-0,79	1.769.403	1.480.078	-16,35
MICRONESIA, FED. STATES OF		6	-		20	-
GUAM	2.707		-100,00	33.893		-100,00
NEW CALEDONIA	241	25.195	10.354,21	1.692	144.308	8.428,13
NORTHERN MARIANA ISLANDS		48	-		1.144	-
VANUATU	13.939	16.056	15,18	68.500	70.533	2,97
FIJI	53.536	96.766	80,75	125.974	269.760	114,14
KIRIBATI	1.218	2.263	85,81	10.489	8.765	-16,44
MARSHALL ISLANDS	28.590	19.932	-30,28	95.300	66.139	-30,60
SAMOA	24.345	20.808	-14,53	112.659	105.867	-6,03
SOLOMON ISLANDS	29.618	160.045	440,36	108.879	439.295	303,47
TONGA	691	192	-72,22	1.680	4.420	163,10
EAST TIMOR	1.138.157	649.789	-42,91	2.962.117	1.794.778	-39,41
UNITED STATES	2.277.469	2.691.889	18,20	5.123.917	5.856.978	14,31
CANADA	296.544	334.783	12,89	1.024.966	1.223.560	19,38
MEXICO		200	-		800	-
CHILE	120.609	13.316	-88,96	198.537	36.160	-81,79
ARGENTINA	50	50	0,00	1.840	1.675	-8,99
BRAZIL	55	20	-63,64	1.305	599	-54,07
PERU	600	600	0,00	2.800	2.800	0,00
GUYANA	2.302		-100,00	12.500		-100,00
PUERTO RICO	550		-100,00	1.210		-100,00
BERMUDA	33.600		-100,00	45.696		-100,00
UNITED KINGDOM	457.398	716.857	56,72	725.772	1.232.623	69,84
NETHERLANDS	159.933	190.290	18,98	489.539	582.244	18,94
FRANCE	1.843	1.727	-6,28	35.046	40.197	14,70
GERMANY, FED. REP. OF	639.222	556.150	-13,00	1.526.490	1.044.463	-31,58
BELGIUM	9.500	515	-94,58	38.231	17.967	-53,00
SWITZERLAND	6.960	13.786	98,08	134.195	256.242	90,95
NORWAY		1	-		9	-
SWEDEN	26.219	43.609	66,33	110.678	201.281	81,86
ITALY	32.701	42.343	29,49	159.997	204.147	27,59
SPAIN	7.425	145.882	1.864,74	35.330	143.075	304,96
PORTUGAL		21	-		97	-
POLAND	805.240	676.170	-16,03	1.383.491	1.067.381	-22,85
ROMANIA		2.060	-		12.767	-
BULGARIA	9		-100,00	27		-100,00
ARMENIA	44.175	38.100	-13,75	162.316	125.376	-22,76
AZERBAIJAN	108.596	168.768	55,41	396.407	626.118	57,95
KAZAKHSTAN	48.000	12.342	-74,29	160.000	39.904	-75,06
KYRGYZSTAN	40.830	29.970	-26,60	135.425	99.900	-26,23
TURKMENISTAN	9.642	41.800	333,52	36.493	85.817	135,16
UKRAINE	390.379	373.339	-4,36	683.827	611.960	-10,51
UZBEKISTAN	17.814	114.312	541,69	56.357	342.936	508,50
LATVIA	70.370		-100,00	227.214		-100,00
GEORGIA	42.298	503.976	1.091,50	139.205	1.511.808	986,03
SLOVAKIA	471		-100,00	11.974		-100,00
CZECH REPUBLIC	7	902	12.785,71	14	8.048	57.382,14
RUSSIA FEDERATION	5.732.608	6.981.856	21,79	10.146.503	13.285.665	30,94
IKAN DIBEKUKAN	**230.023.270**	**167.201.032**	**-27,31**	**400.739.786**	**314.826.995**	**-21,44**
JAPAN	19.396.970	13.779.968	-28,96	28.142.567	22.477.012	-20,13
HONG KONG	548.309	618.526	12,81	1.160.610	1.299.964	12,01
KOREA, REPUBLIC OF	7.505.370	5.919.017	-21,14	12.571.900	10.469.517	-16,72
TAIWAN	8.756.861	7.706.322	-12,00	16.055.560	16.566.286	3,18
CHINA	98.248.284	73.938.306	-24,74	155.813.593	112.990.004	-27,48
THAILAND	54.091.231	23.989.337	-55,65	89.640.501	46.608.411	-48,01
SINGAPORE	3.610.770	2.253.251	-37,60	8.107.933	5.538.433	-31,69
PHILIPPINES	3.611.347	4.308.227	19,30	4.877.479	6.839.425	40,22

https://www.bps.go.id

TABEL 6. PERKEMBANGAN EKSPOR INDONESIA MENURUT KOMODITI DAN NEGARA TUJUAN
JANUARI-AGUSTUS 2020 DAN 2021

KOMODITI / NEGARA TUJUAN	BERAT BERSIH (KG)		PERUB	NILAI FOB (US $)		PERUB
	JAN-AGT 2020	JAN-AGT 2021	%	JAN-AGT 2020	JAN-AGT 2021	%
(1)	(2)	(3)	(4)	(5)	(6)	(7)
MALAYSIA	10.274.153	8.386.806	-18,37	23.912.145	19.705.486	-17,59
MYANMAR	990		-100,00	990		-100,00
BRUNEI DARUSSALAM	22.400	37.350	66,74	38.913	102.283	162,85
VIET NAM	3.119.876	6.106.065	95,71	7.368.928	16.479.428	123,63
INDIA	223.221	233.040	4,40	555.566	488.060	-12,15
BANGLADESH	68.000	26.000	-61,76	34.850	32.500	-6,74
SRI LANKA	2.984.035	1.358.073	-54,49	3.831.395	1.558.017	-59,34
SAUDI ARABIA	64.454	8.149	-87,36	110.773	15.366	-86,13
KUWAIT	10.000		-100,00	18.100		-100,00
JORDAN	10.300	25.000	142,72	17.875	44.200	147,27
OMAN	49.159	50.000	1,71	180.909	57.871	-68,01
UNITED ARAB EMIRATES	147.527	154.581	4,78	510.708	433.957	-15,03
QATAR	13.000	38.000	192,31	37.250	57.475	54,30
BAHRAIN	75.600		-100,00	131.487		-100,00
CYPRUS	24.966	6.000	-75,97	114.425	21.646	-81,08
EGYPT	1.072.250	970.096	-9,53	1.210.306	1.193.196	-1,41
KENYA	10.160	7.400	-27,17	66.304	49.950	-24,67
REUNION	176.961	189.143	6,88	696.797	679.552	-2,47
MOZAMBIQUE		162.896	-		246.634	-
GHANA		133.998	-		115.682	-
CAMEROON		297.000	-		271.860	-
SENEGAL	346.800	1.325.493	282,21	656.384	1.772.584	170,05
BENIN	27.000		-100,00	47.250		-100,00
SEYCHELLES	300.000	183.000	-39,00	412.449	255.794	-37,98
SOUTH AFRICA	132.170	115.000	-12,99	219.111	177.430	-19,02
MAURITIUS	3.001.442	1.823.858	-39,23	5.305.834	3.510.298	-33,84
MAYOTTE	12.000	30.075	150,63	42.780	98.273	129,72
AUSTRALIA	176.799	318.309	80,04	771.022	1.316.372	70,73
NEW ZEALAND	67.008	13.210	-80,29	124.761	70.615	-43,40
AMERICAN SAMOA	259.681		-100,00	646.304		-100,00
FIJI	100.000	125.000	25,00	98.450	343.150	248,55
SAMOA	592.000	27.000	-95,44	1.770.750	35.580	-97,99
EAST TIMOR	11.100	4.000	-63,96	6.700	2.550	-61,94
UNITED STATES	1.374.122	4.516.173	228,66	10.186.958	17.264.073	69,47
CANADA	134.446	79.628	-40,77	524.803	273.844	-47,82
MEXICO	375.000	1.338.180	256,85	809.706	2.286.922	182,44
PANAMA	57.153	129.000	125,71	61.439	115.260	87,60
SURINAME	853.000	238.000	-72,10	1.027.579	272.930	-73,44
ECUADOR	50.000		-100,00	184.000		-100,00
PERU	124.000	96.000	-22,58	171.582	137.274	-20,00
TRINIDAD AND TOBAGO	81.000		-100,00	100.550		-100,00
PUERTO RICO	20.537	66.724	224,89	149.146	435.024	191,68
DOMINICAN REPUBLIC	92.001	181.944	97,76	464.783	956.659	105,83
EL SALVADOR	100.000	490.000	390,00	226.993	800.675	252,73
BARBADOS	20.587	24.964	21,26	71.217	80.313	12,77
ARUBA	838		-100,00	5.955		-100,00
MARTINIQUE	64.496	54.086	-16,14	173.453	145.087	-16,35
NETHERLANDS ANTILLES	2.430	2.000	-17,70	19.312	13.300	-31,13
GUADELOUPE	40.534	47.400	16,94	119.465	158.658	32,81
UNITED KINGDOM	615.162	444.869	-27,68	1.966.563	1.316.678	-33,05
NETHERLANDS	712.315	508.127	-28,67	1.377.740	1.042.252	-24,35
FRANCE	610.416	508.160	-16,75	2.124.923	1.407.137	-33,78
GERMANY, FED. REP. OF		35	-		112	-
BELGIUM	268.640	273.334	1,75	551.805	571.058	3,49
DENMARK		500	-		3.173	-
ITALY	555.381	1.081.805	94,79	1.758.288	5.270.111	199,73
SPAIN	3.572.200	983.173	-72,48	8.289.437	2.457.209	-70,36
PORTUGAL	879.961	1.031.160	17,18	3.755.624	4.403.599	17,25
GREECE	104.911	48.046	-54,20	387.871	189.540	-51,13
UKRAINE	25.020	166.096	563,84	59.548	477.381	701,67
GEORGIA		21.082	-		65.556	-
RUSSIA FEDERATION	146.927	203.049	38,20	861.389	2.758.311	220,22
BUNGKIL DAN RESIDU	**3.132.378.506**	**3.704.628.412**	**18,27**	**440.279.775**	**805.351.184**	**82,92**
JAPAN	1.924.150	1.857.540	-3,46	525.887	511.961	-2,65
HONG KONG	4.500	20.246	349,91	9.900	12.148	22,70
KOREA, REPUBLIC OF	363.548.102	403.704.398	11,05	46.296.306	72.616.576	56,85
TAIWAN	600	42.708	7.018,01	1.186	14.541	1.125,87
CHINA	352.990.663	568.645.865	61,09	57.042.139	180.815.927	216,99
THAILAND	125.833.906	154.171.737	22,52	14.563.370	23.459.721	61,09
SINGAPORE	6.785	18.825	177,45	5.486	17.921	226,64
PHILIPPINES	16.050.000		-100,00	1.797.750		-100,00
MALAYSIA	19.131.362	70.553.365	268,78	8.356.892	57.160.508	583,99
MYANMAR	5.545.060	3.044.680	-45,09	654.718	411.032	-37,22
BRUNEI DARUSSALAM	183.650	2.160	-98,82	32.205	7.743	-75,96
NEPAL		36.842	-		34.079	-
VIET NAM	223.894.259	356.724.414	59,33	24.856.344	53.362.689	114,68
INDIA	89.150.059	106.965.546	19,98	18.553.853	31.186.289	68,09
PAKISTAN	4.111.460	1.686.501	-58,98	1.513.693	890.770	-41,15
BANGLADESH	232		-100,00	32.050		-100,00
IRAN (ISLAMIC REPUBLIC OF)	108.780	400.155	267,86	67.614	397.678	488,16
SAUDI ARABIA	133.612.254	87.296.254	-34,66	17.229.928	13.317.295	-22,71
TURKEY	56.217.734	35.200.000	-37,39	6.603.949	5.750.917	-12,92
UNITED ARAB EMIRATES	93.211	98.322	5,48	51.365	71.492	39,18
MOROCCO	17.000		-100,00	5.100		-100,00
MADAGASCAR	2.020.375	876.386	-56,62	953.306	555.735	-41,70
SENEGAL		43.820	-		19.719	-
MALAWI		462.930	-		344.589	-

https://www.bps.go.id

TABEL 6. PERKEMBANGAN EKSPOR INDONESIA MENURUT KOMODITI DAN NEGARA TUJUAN
JANUARI-AGUSTUS 2020 DAN 2021

KOMODITI / NEGARA TUJUAN	BERAT BERSIH (KG)		PERUB	NILAI FOB (US $)		PERUB
	JAN-AGT 2020	JAN-AGT 2021	%	JAN-AGT 2020	JAN-AGT 2021	%
(1)	(2)	(3)	(4)	(5)	(6)	(7)
AUSTRALIA	20.611.840	16.711.000	-18,93	2.533.659	2.544.118	0,41
NEW ZEALAND	758.445.959	815.810.915	7,56	99.031.111	129.950.736	31,22
EAST TIMOR	581	12.071	1.977,62	506	3.387	569,95
UNITED STATES	4.529.331	2.816.133	-37,82	1.993.173	2.027.616	1,73
NETHERLANDS	898.523.960	975.580.042	8,58	113.155.543	159.359.640	40,83
IRELAND		200.330	-		176.290	-
ITALY	47.972.693	76.040.519	58,51	23.407.943	57.607.585	146,10
SPAIN	7.850.000	10.506.129	33,84	1.004.800	6.681.629	564,97
PORTUGAL		8.800.000	-		1.439.400	-
MALTA		6.298.579	-		4.601.456	-
ROTI DAN KUE	**179.939.811**	**192.027.487**	**6,72**	**398.036.752**	**440.410.492**	**10,65**
JAPAN	4.797.866	4.756.269	-0,87	11.761.166	12.674.332	7,76
HONG KONG	3.080.595	2.404.649	-21,94	6.255.019	5.527.515	-11,63
KOREA, REPUBLIC OF	3.260.519	3.167.005	-2,87	10.351.694	10.142.417	-2,02
TAIWAN	4.186.901	4.147.623	-0,94	9.208.142	9.232.089	0,26
CHINA	35.953.794	48.179.565	34,00	95.324.791	124.197.476	30,29
MONGOLIA	116.743	83.381	-28,58	138.018	140.955	2,13
MACAU	16.451	15.239	-7,37	52.151	46.858	-10,15
PAPUA NEW GUINEA	207.618	200.781	-3,29	430.146	474.492	10,31
THAILAND	14.665.301	18.424.466	25,63	29.843.655	35.804.756	19,97
SINGAPORE	3.280.681	2.795.492	-14,79	6.894.016	6.804.488	-1,30
PHILIPPINES	25.171.228	17.531.607	-30,35	51.686.383	37.537.643	-27,37
MALAYSIA	17.835.577	17.443.261	-2,20	29.710.639	31.981.568	7,64
MYANMAR	13.836.898	14.493.083	4,74	25.909.596	24.383.448	-5,89
CAMBODIA	2.559.891	3.376.341	31,89	6.259.112	9.187.244	46,78
BRUNEI DARUSSALAM	603.663	616.669	2,15	1.536.759	1.761.454	14,62
LAO PEOPLE'S DEM. REP.	13.661		-100,00	23.219		-100,00
NEPAL	89.120		-100,00	150.791		-100,00
BHUTAN		7.406	-		13.250	-
VIET NAM	13.624.227	14.327.972	5,17	28.012.717	35.888.238	28,11
MALDIVES	467.559	553.575	18,40	1.062.469	1.199.932	12,94
INDIA	5.577.700	7.569.460	35,71	9.690.735	11.105.377	14,60
PAKISTAN	84.732	115.232	36,00	370.810	468.998	26,48
BANGLADESH	28.050	31.765	13,24	85.507	108.523	26,92
SRI LANKA	51.776		-100,00	47.224		-100,00
IRAQ	115.554	115.991	0,38	317.220	269.655	-14,99
IRAN (ISLAMIC REPUBLIC OF)	268.098	49.731	-81,45	708.886	144.573	-79,61
SAUDI ARABIA	2.196.953	2.245.394	2,20	5.606.109	6.119.040	9,15
ISRAEL	204.690	97.339	-52,45	663.271	375.227	-43,43
KUWAIT	586.794	508.209	-13,39	1.369.174	1.180.478	-13,78
JORDAN	324.556	257.969	-20,52	803.468	725.741	-9,67
LEBANON	70.214	29.798	-57,56	239.932	90.004	-62,49
PALESTINA	46.774	5.763	-87,68	170.579	36.182	-78,79
YEMEN	12.448	984.887	7.811,89	47.710	1.376.402	2.784,92
OMAN	410.856	303.434	-26,15	1.060.839	792.183	-25,32
SYRIA ARAB REPUBLIC		231.120	-		353.845	-
TURKEY	54.456		-100,00	139.574		-100,00
UNITED ARAB EMIRATES	2.072.232	2.111.288	1,88	4.859.310	5.635.006	15,96
QATAR	271.392	194.338	-28,39	547.163	408.136	-25,41
BAHRAIN	426.602	431.800	1,22	1.022.425	1.019.077	-0,33
EGYPT	43.937	53.728	22,28	106.174	128.953	21,45
LIBYAN ARAB JAMAHIRIYA	228.983	172.403	-24,71	615.652	493.432	-19,85
ALGERIA	22.922	161.280	603,61	59.602	205.632	245,01
ETHIOPIA	4.941	23.070	366,91	34.487	35.320	2,42
TANZANIA, UNITED REP. OF	17.863	73.281	310,23	48.237	110.163	128,38
MADAGASCAR	30.458	50.021	64,23	59.681	114.966	92,63
KENYA	3.460	22.891	561,61	13.224	87.851	564,35
MOZAMBIQUE	11.587	6.406	-44,72	40.147	25.340	-36,88
EQUATORIAL GUINEA		15.390	-		49.131	-
TOGO	34.730	13	-99,96	25.256	107	-99,57
GHANA	17.951	21.024	17,12	66.220	49.363	-25,46
LIBERIA	57.612	38.605	-32,99	165.941	122.764	-26,02
GUINEA		10.875	-		25.962	-
NIGERIA	74.733	150.958	102,00	142.802	253.705	77,66
SIERRA LEONE	2.691	10.797	301,26	8.333	42.366	408,39
GABON	151.620	166.115	9,56	353.782	399.261	12,86
COTE D'IVOIRE	4.759	4	-99,92	15.635	14	-99,91
SENEGAL		3.215	-		8.688	-
MAURITANIA	192		-100,00	1.476		-100,00
MALI		1.052	-		3.592	-
GAMBIA	3.643	7.701	111,38	16.324	20.010	22,58
SEYCHELLES	36.115	19.141	-47,00	169.916	80.815	-52,44
UGANDA	28		-100,00	319		-100,00
NIGER	3.312		-100,00	6.030		-100,00
SOUTH AFRICA	309.977	165.193	-46,71	1.081.338	618.737	-42,78
MAURITIUS	662.584	576.317	-13,02	1.845.860	1.658.626	-10,14
DEMOCRATIC REP. OF THE CONGO		27.422	-		35.845	-
AUSTRALIA	9.651.379	9.020.112	-6,54	18.556.170	19.831.824	6,87
NEW ZEALAND	935.269	850.164	-9,10	1.766.444	1.839.612	4,14
MICRONESIA, FED. STATES OF	52.667	89.445	69,83	123.199	242.927	97,18
GUAM		471	-		4.901	-
NAURU	79.708	2.182	-97,26	89.380	9.708	-89,14
NEW CALEDONIA	107.634	72.232	-32,89	137.782	109.008	-20,88
NORTHERN MARIANA ISLANDS	21.917	16.728	-23,67	84.509	60.787	-28,07
VANUATU	115.222	94.322	-18,14	241.515	177.345	-26,57
AMERICAN SAMOA	24.790	33.893	36,72	61.780	84.440	36,68
FIJI	332.537	527.805	58,72	486.938	777.838	59,74

https://www.bpsbaso.id

TABEL 6. PERKEMBANGAN EKSPOR INDONESIA MENURUT KOMODITI DAN NEGARA TUJUAN
JANUARI-AGUSTUS 2020 DAN 2021

KOMODITI / NEGARA TUJUAN	BERAT BERSIH (KG)		PERUB	NILAI FOB (US $)		PERUB
	JAN-AGT 2020	JAN-AGT 2021	%	JAN-AGT 2020	JAN-AGT 2021	%
(1)	(2)	(3)	(4)	(5)	(6)	(7)
KIRIBATI	32.646	94.154	188,41	70.322	221.252	214,63
MARSHALL ISLANDS	63.517	54.580	-14,07	178.693	138.997	-22,21
SAMOA	263.234	346.408	31,60	447.882	686.440	53,26
SOLOMON ISLANDS	269.870	306.028	13,40	410.949	523.759	27,45
TONGA	178.401	372.109	108,58	341.188	726.105	112,82
TUVALU	2.113	200	-90,53	5.680	732	-87,12
EAST TIMOR	2.867.751	3.399.021	18,53	4.627.495	5.703.055	23,24
UNITED STATES	3.627.273	4.037.742	11,32	14.579.998	16.867.594	15,69
CANADA	227.318	202.799	-10,79	939.581	745.553	-20,65
MEXICO	1.771.367	1.448.986	-18,20	4.000.094	3.343.756	-16,41
HONDURAS	58.217	73.422	26,12	114.038	144.278	26,52
PANAMA		14.350	-		29.320	-
SURINAME	12.104		-100,00	17.641		-100,00
CHILE	118.945	230.747	93,99	477.227	990.936	107,64
VENEZUELA	18.763	26.680	42,19	51.284	90.336	76,15
ARGENTINA	27.016		-100,00	102.423		-100,00
BRAZIL	40.444	64.254	58,87	203.976	271.615	33,16
COLOMBIA	20.448	30.953	51,38	82.576	131.837	59,66
PERU	6.269	5.051	-19,42	25.163	20.399	-18,93
GUYANA	11.784	2.346	-80,09	34.681	9.438	-72,79
TRINIDAD AND TOBAGO	5.482	5.520	0,70	15.303	17.275	12,89
BAHAMAS	7.140		-100,00	24.370		-100,00
PUERTO RICO	2.520	2.520	0,00	10.559	10.938	3,60
EL SALVADOR	9.672		-100,00	39.060		-100,00
FRENCH POLYNESIA	58.297	61.478	5,46	92.243	100.362	8,80
NETHERLANDS ANTILLES	102		-100,00	228		-100,00
UNITED KINGDOM	213.005	197.840	-7,12	623.308	629.451	0,99
NETHERLANDS	187.628	286.525	52,71	585.803	1.521.173	159,67
FRANCE	21	19.661	93.522,48	82	80.062	97.459,85
GERMANY, FED. REP. OF	76.285	160.725	110,69	414.930	1.446.024	248,50
AUSTRIA	1.343	1.447	7,77	4.191	4.673	11,50
BELGIUM	21.420	52.140	143,42	59.029	131.092	122,08
DENMARK	3	58	1.959,64	2	36	2.126,25
NORWAY	1.290	2.318	79,69	6.143	11.025	79,48
SWEDEN	111	156	40,74	238	600	151,72
IRELAND		42.840	-		120.546	-
ITALY	752	423	-43,76	4.656	1.376	-70,44
PORTUGAL		15.206	-		33.699	-
POLAND		78.167	-		444.502	-
ROMANIA		3.447	-		16.875	-
ARMENIA	10.744	4.992	-53,54	53.015	22.345	-57,85
AZERBAIJAN	1.539	285	-81,47	4.775	968	-79,73
KAZAKHSTAN		3.851	-		9.703	-
KYRGYZSTAN	855		-100,00	3.168		-100,00
UKRAINE	5.589	6.644	18,87	16.100	19.138	18,87
LITHUANIA	101.061	126	-99,88	583.989	1.386	-99,76
GEORGIA		8.748	-		16.700	-
CROATIA		3.172	-		10.551	-
BOSNIA AND HERZEGOVINA	86		-100,00	100		-100,00
RUSSIA FEDERATION		67.210	-		198.954	-
IKAN DIOLAH ATAU DIAWETKAN	**72.213.913**	**60.301.818**	**-16,50**	**275.443.995**	**227.910.679**	**-17,26**
JAPAN	8.784.159	6.936.583	-21,03	44.737.572	34.531.128	-22,81
HONG KONG	54.004	87.494	62,01	305.739	1.091.662	257,06
KOREA, REPUBLIC OF	202.625	133.017	-34,35	1.132.444	570.224	-49,65
TAIWAN	590.813	175.846	-70,24	781.293	419.674	-46,28
CHINA	338.460	68.551	-79,75	724.324	219.498	-69,70
PAPUA NEW GUINEA	1.079.687	541.008	-49,89	1.643.206	838.500	-48,97
THAILAND	9.366.769	6.770.681	-27,72	30.463.556	23.189.365	-23,88
SINGAPORE	447.359	45.985	-89,72	2.009.721	323.671	-83,89
PHILIPPINES	308.466	1	-100,00	1.537.808	0	-100,00
MALAYSIA	541.699	502.156	-7,30	1.908.895	1.849.827	-3,09
CAMBODIA	4.923	7.441	51,13	25.795	39.067	51,45
BRUNEI DARUSSALAM	25.500	60.306	136,49	120.556	276.227	129,13
VIET NAM	108.000		-100,00	495.530		-100,00
INDIA		19.663	-		47.587	-
IRAQ	595.701	311.650	-47,68	1.470.561	814.031	-44,64
IRAN (ISLAMIC REPUBLIC OF)	38.744	178.081	359,64	91.335	433.934	375,10
SAUDI ARABIA	12.466.037	9.412.847	-24,49	50.560.791	36.881.234	-27,06
ISRAEL	207.250	135.156	-34,79	557.020	360.239	-35,33
KUWAIT	800.163	1.040.179	30,00	3.236.137	3.938.484	21,70
JORDAN	1.713.097	1.671.070	-2,45	5.845.662	5.866.160	0,35
LEBANON	79.082	119.244	50,78	189.753	272.875	43,81
YEMEN	388.980	899.157	131,16	1.669.570	3.363.288	101,45
OMAN	255.761	62.250	-75,66	992.618	229.349	-76,89
TURKEY	283.394		-100,00	671.496		-100,00
UNITED ARAB EMIRATES	881.412	404.793	-54,07	3.242.328	1.294.556	-60,07
QATAR		15.504	-		38.315	-
BAHRAIN	37.092	32.028	-13,65	132.816	90.703	-31,71
EGYPT	413.335	685.093	65,75	1.319.296	1.844.215	39,79
LIBYAN ARAB JAMAHIRIYA	286.040	120.000	-58,05	1.021.330	440.954	-56,83
ALGERIA	880.200	233.000	-73,53	2.957.860	647.583	-78,11
SUDAN	100.000		-100,00	250.027		-100,00
NAMIBIA	71.640	47.746	-33,35	91.885	67.024	-27,06
ETHIOPIA	63.840		-100,00	272.506		-100,00
TANZANIA, UNITED REP. OF	113.000	240.250	112,61	194.960	487.817	150,21
MADAGASCAR		80.000	-		199.360	-
SOMALIA	79.920		-100,00	288.000		-100,00

https://www.bps.go.id

TABEL 6. PERKEMBANGAN EKSPOR INDONESIA MENURUT KOMODITI DAN NEGARA TUJUAN
JANUARI-AGUSTUS 2020 DAN 2021

KOMODITI / NEGARA TUJUAN	BERAT BERSIH (KG)		PERUB	NILAI FOB (US $)		PERUB
	JAN-AGT 2020	JAN-AGT 2021	%	JAN-AGT 2020	JAN-AGT 2021	%
(1)	(2)	(3)	(4)	(5)	(6)	(7)
KENYA	35.810	35.810	0,00	72.040	79.100	9,80
REUNION	62.669	38.044	-39,29	248.336	148.124	-40,35
MOZAMBIQUE	194.096	130.572	-32,73	315.640	210.600	-33,28
EQUATORIAL GUINEA		20.000	-		48.960	-
TOGO	756.199	1.483.843	96,22	1.738.153	3.675.206	111,44
GHANA	1.857.543	2.557.943	37,71	4.138.404	6.359.718	53,68
LIBERIA	80.000	120.500	50,63	177.120	302.520	70,80
GUINEA		60.750	-		139.860	-
ANGOLA	170.389	160.500	-5,80	477.638	396.055	-17,08
CONGO	160.000	340.306	112,69	363.520	838.325	130,61
CAMEROON	195.934	240.394	22,69	478.858	588.559	22,91
NIGERIA	285.500	1.355.391	374,74	824.712	3.743.416	353,91
SIERRA LEONE	100.750	242.463	140,66	237.590	563.462	137,16
GABON	315.506	100.000	-68,30	705.521	247.915	-64,86
COTE D'IVOIRE	40.000	400.500	901,25	91.200	996.440	992,59
SENEGAL	200.000	520.378	160,19	452.800	1.301.283	187,39
BENIN	20.250	381.237	1.782,65	46.980	942.556	1.906,29
GAMBIA	101.000	181.488	79,69	233.520	437.928	87,53
DJIBOUTI	20.000	20.000	0,00	45.600	48.800	7,02
SOUTH AFRICA	243.078	176.916	-27,22	617.362	387.150	-37,29
COMOROS	120.000	120.000	0,00	265.920	304.320	14,44
MAURITIUS	56.720	71.803	26,59	146.416	183.177	25,11
MAYOTTE	20.000	19.619	-1,91	49.600	45.829	-7,60
DEMOCRATIC REP. OF THE CONGO	349.331	647.156	85,26	658.440	1.392.343	111,46
AUSTRALIA	4.033.142	4.568.769	13,28	22.827.247	25.340.093	11,01
NEW ZEALAND	11.166	22.982	105,82	38.451	75.145	95,43
AMERICAN SAMOA	54.541		-100,00	265.334		-100,00
SAMOA	40.556	137.360	238,69	73.670	166.398	125,87
EAST TIMOR	210.262	534.020	153,98	735.358	1.223.212	66,34
UNITED STATES	11.478.700	7.048.133	-38,60	42.957.145	30.565.292	-28,85
CANADA	572.948	693.265	21,00	1.838.876	2.344.052	27,47
MEXICO	133.750	361.000	169,91	654.125	1.413.172	116,04
GUATEMALA	72.540	43.524	-40,00	111.150	67.860	-38,95
PANAMA	171.373		-100,00	175.352		-100,00
SURINAME	16.150	15.981	-1,04	43.928	43.469	-1,04
CHILE	326.172	368.641	13,02	1.082.700	1.349.201	24,61
PARAGUAY	99.644		-100,00	226.391		-100,00
ECUADOR		232.040	-		941.758	-
PERU	50.400		-100,00	165.080		-100,00
PUERTO RICO	71.461	156.700	119,28	358.102	652.251	82,14
DOMINICAN REPUBLIC	439.512	520.000	18,31	1.069.051	1.326.880	24,12
HAITI	31.000		-100,00	16.000		-100,00
DOMINICA	15.038	9.199	-38,83	32.310	20.394	-36,88
UNITED KINGDOM	1.745.403	2.005.665	14,91	6.122.781	7.615.940	24,39
NETHERLANDS	327.922	538.654	64,26	1.540.438	2.676.199	73,73
FRANCE	69.888	76.000	8,75	290.639	312.353	7,47
GERMANY, FED. REP. OF	57.500	281.203	389,05	140.676	954.069	578,20
BELGIUM	36.096	53.251	47,53	127.900	190.454	48,91
ITALY	2.385.987	244.800	-89,74	13.466.938	1.189.915	-91,16
SPAIN	590.000		-100,00	1.789.128		-100,00
PORTUGAL	248.000	250.000	0,81	1.053.720	1.118.810	6,18
GREECE	43.152	98.905	129,20	126.881	254.289	100,42
POLAND	32.640		-100,00	73.720		-100,00
ROMANIA	124.608	18.544	-85,12	318.770	41.538	-86,97
BULGARIA	172.327	204.438	18,63	554.283	524.570	-5,36
ALBANIA	504.156	512.506	1,66	1.131.156	1.158.920	2,45
UZBEKISTAN	18.432	18.432	0,00	74.155	70.928	-4,35
LITHUANIA	78.655	31.462	-60,00	178.319	62.534	-64,93
LATVIA		15.984	-		43.784	-
ESTONIA	15.185	15.171	-0,09	57.151	59.054	3,33
CROATIA	331.734	214.638	-35,30	845.597	516.195	-38,95
SLOVAKIA	47.952		-100,00	85.770		-100,00
SLOVENIA	15.984	19.881	24,38	33.020	42.478	28,64
RUSSIA FEDERATION	7		-100,00	20		-100,00
SERBIA	364.404	473.328	29,89	1.007.892	1.362.490	35,18
MONTENEGRO	183.603	54.947	-70,07	427.012	138.787	-67,50
PASTA KAKAO	**44.647.499**	**38.056.118**	**-14,76**	**87.978.980**	**102.652.460**	**16,68**
JAPAN	342.546	222.348	-35,09	1.139.980	808.093	-29,11
HONG KONG	2.041	2.553	25,05	8.211	10.956	33,44
KOREA, REPUBLIC OF	120.000		-100,00	401.160		-100,00
TAIWAN	8.000	5.000	-37,50	29.814	19.472	-34,69
CHINA	3.498.654	6.090.648	74,09	19.313.187	35.141.486	81,96
THAILAND	120.000	183.000	52,50	422.950	606.725	43,45
SINGAPORE	546.726	486.541	-11,01	974.970	1.068.384	9,58
PHILIPPINES	301.600	128.300	-57,46	937.910	466.700	-50,24
MALAYSIA	10.439.141	14.217.661	36,20	18.975.398	27.550.782	45,19
VIET NAM	42.000	56.000	33,33	138.740	186.522	34,44
INDIA	100.720	20.000	-80,14	154.536	80.000	-48,23
PAKISTAN	10.000		-100,00	31.630		-100,00
BANGLADESH	20.000	21.000	5,00	70.550	80.921	14,70
SRI LANKA	90.000	40.000	-55,56	337.350	154.250	-54,28
IRAN (ISLAMIC REPUBLIC OF)		4.000	-		13.800	-
EGYPT	5.000	40.000	700,00	19.866	131.300	560,94
SOUTH AFRICA	42.225	625	-98,52	105.898	2.355	-97,78
AUSTRALIA	867.401	1.373.759	58,38	3.436.361	4.787.997	39,33
NEW ZEALAND	163.000	485.000	197,55	628.945	1.940.000	208,45
EAST TIMOR		20	-		20	-

https://www.bps.go.id

TABEL 6. PERKEMBANGAN EKSPOR INDONESIA MENURUT KOMODITI DAN NEGARA TUJUAN
JANUARI-AGUSTUS 2020 DAN 2021

KOMODITI / NEGARA TUJUAN	BERAT BERSIH (KG)		PERUB	NILAI FOB (US $)		PERUB
	JAN-AGT 2020	JAN-AGT 2021	%	JAN-AGT 2020	JAN-AGT 2021	%
(1)	(2)	(3)	(4)	(5)	(6)	(7)
UNITED STATES	5.371.455	2.494.615	-53,56	9.751.995	4.225.827	-56,67
MEXICO	800.000	644.000	-19,50	1.112.574	1.098.508	-1,26
BRAZIL	4.682.000	4.795.000	2,41	7.198.804	9.368.031	30,13
URUGUAY	140.000	140.000	0,00	98.800	259.050	162,20
ECUADOR	100.000		-100,00	126.945		-100,00
NETHERLANDS		1.050	-		12.333	-
GERMANY, FED. REP. OF	1.014	25.998	2.463,91	20.031	54.444	171,80
SPAIN	14.232.600	6.479.000	-54,48	19.533.058	14.429.806	-26,13
BULGARIA	2.600.000	40.000	-98,46	3.004.601	58.000	-98,07
RUSSIA FEDERATION	1.375	60.000	4.263,64	4.716	96.699	1.950,60
FILLET IKAN DIBEKUKAN	**40.294.902**	**53.952.882**	**33,90**	**271.780.847**	**333.992.197**	**22,89**
JAPAN	4.657.464	4.924.461	5,73	24.525.843	26.122.881	6,51
HONG KONG	64.145	78.722	22,72	632.025	868.403	37,40
KOREA, REPUBLIC OF	457.247	778.530	70,26	1.128.046	1.482.974	31,46
TAIWAN	1.309.906	820.771	-37,34	3.842.608	2.962.009	-22,92
CHINA	914.070	658.710	-27,94	2.478.018	1.757.244	-29,09
THAILAND	1.247.242	3.051.528	144,66	3.320.836	10.932.843	229,22
SINGAPORE	1.128.863	1.014.309	-10,15	5.094.117	4.795.203	-5,87
PHILIPPINES	193.115	1.066.970	452,50	509.631	3.575.148	601,52
MALAYSIA	590.272	599.983	1,65	1.995.646	1.893.185	-5,13
BRUNEI DARUSSALAM		3.000	-		39.941	-
VIET NAM	854.486	919.173	7,57	5.069.830	5.284.781	4,24
INDIA	2.500		-100,00	2.708		-100,00
SRI LANKA	629		-100,00	1.367		-100,00
SAUDI ARABIA	7.440	500	-93,28	44.668	7.000	-84,33
ISRAEL		11.000	-		36.950	-
KUWAIT	5		-100,00	46		-100,00
JORDAN	600	4.350	625,00	14.682	50.802	246,01
LEBANON	7.200	17.295	140,21	138.754	225.931	62,83
TURKEY	2.630	26.350	901,90	23.644	46.150	95,19
UNITED ARAB EMIRATES	45.521	92.234	102,62	445.239	944.461	112,12
BAHRAIN		600	-		8.925	-
CYPRUS	9.280	9.720	4,74	62.913	54.160	-13,91
ALGERIA		130.000	-		504.400	-
NAMIBIA	26.000	39.001	50,00	168.808	189.005	11,96
REUNION	171.093	144.966	-15,27	996.354	911.707	-8,50
MAURITIUS	438.092	366.665	-16,30	1.552.083	1.319.964	-14,96
MAYOTTE	3.000	6.500	116,67	13.000	32.851	152,70
AUSTRALIA	955.417	1.739.333	82,05	8.151.480	15.094.028	85,17
NEW ZEALAND	17.555	16.221	-7,60	176.195	220.108	24,92
AMERICAN SAMOA	50.000		-100,00	160.000		-100,00
EAST TIMOR	62		-100,00	620		-100,00
UNITED STATES	18.301.850	21.813.455	19,19	157.978.831	173.496.771	9,82
CANADA	1.754.012	1.927.757	9,91	12.190.624	11.123.317	-8,76
MEXICO	84.260	1.404.657	1.567,06	462.866	5.563.481	1.101,96
COLOMBIA		30.268	-		176.633	-
URUGUAY		17.900	-		64.152	-
ECUADOR	74.034	24.116	-67,43	543.855	224.398	-58,74
PERU		148.500	-		560.588	-
PUERTO RICO	79.031	119.392	51,07	809.949	1.194.238	47,45
DOMINICAN REPUBLIC	42.566	50.417	18,44	380.945	408.160	7,14
BARBADOS	2.000		-100,00	5.185		-100,00
ARUBA	6.538		-100,00	77.374		-100,00
MARTINIQUE	126.928	210.165	65,58	559.776	1.006.788	79,86
NETHERLANDS ANTILLES	6.342	15.130	138,55	74.206	166.782	124,75
GUADELOUPE	119.373	141.447	18,49	558.155	668.710	19,81
UNITED KINGDOM	152.119	102.637	-32,53	842.037	418.378	-50,31
NETHERLANDS	827.210	909.112	9,90	4.677.790	4.735.904	1,24
FRANCE	693.761	938.800	35,32	3.465.597	4.787.798	38,15
GERMANY, FED. REP. OF	713.283	840.653	17,86	4.314.610	4.187.767	-2,94
BELGIUM	319.265	260.703	-18,34	2.060.739	1.416.716	-31,25
DENMARK	47.440	16.055	-66,16	276.121	80.925	-70,69
ITALY	2.739.549	6.127.662	123,67	16.035.579	35.462.820	121,15
SPAIN	483.147	1.256.406	160,05	2.181.309	3.764.113	72,56
PORTUGAL	215.510	386.875	79,52	1.054.679	1.407.591	33,46
POLAND	157.945	292.820	85,39	1.144.026	1.549.321	35,43
UKRAINE	100.318	290.950	190,03	716.044	1.439.860	101,09
LITHUANIA	24.190	50.020	106,78	150.663	186.240	23,61
GEORGIA	21.420	26.095	21,83	125.383	101.291	-19,21
RUSSIA FEDERATION	48.980	30.000	-38,75	545.345	438.402	-19,61
BUAH DAN SAYUR YANG DIKERINGKAN	**99.552.114**	**104.429.061**	**4,90**	**156.284.413**	**192.423.786**	**23,12**
JAPAN	1.958.485	1.380.446	-29,51	2.765.232	1.800.438	-34,89
HONG KONG	181.844	321.619	76,87	502.617	532.216	5,89
KOREA, REPUBLIC OF	954.632	1.753.217	83,65	2.297.013	4.232.074	84,24
TAIWAN	359.375	305.678	-14,94	958.065	762.195	-20,44
CHINA	3.829.498	2.833.548	-26,01	7.024.935	7.456.322	6,14
PAPUA NEW GUINEA	20.000	13.500	-32,50	20.000	14.881	-25,60
THAILAND	7.832.062	4.923.941	-37,13	14.693.359	9.811.332	-33,23
SINGAPORE	19.853.373	19.381.948	-2,37	12.380.667	12.480.066	0,80
PHILIPPINES	8.926	247.550	2.673,48	76.265	332.356	335,79
MALAYSIA	4.810.402	2.764.919	-42,52	5.863.723	5.612.112	-4,29
MYANMAR	32.010		-100,00	55.740		-100,00
CAMBODIA	125	9.598	7.591,06	570	17.253	2.926,43
BRUNEI DARUSSALAM		37	-		433	-
NEPAL	2.000	500	-75,00	2.000	2.850	42,50
VIET NAM	541.429	127.625	-76,43	1.113.091	564.365	-49,30

https://www.bps.go.id

TABEL 6. PERKEMBANGAN EKSPOR INDONESIA MENURUT KOMODITI DAN NEGARA TUJUAN
JANUARI-AGUSTUS 2020 DAN 2021

KOMODITI / NEGARA TUJUAN	BERAT BERSIH (KG)		PERUB	NILAI FOB (US $)		PERUB
	JAN-AGT 2020	JAN-AGT 2021	%	JAN-AGT 2020	JAN-AGT 2021	%
(1)	(2)	(3)	(4)	(5)	(6)	(7)
MALDIVES	436	53	-87,75	1.236	1.795	45,27
INDIA	435.140	320.334	-26,38	669.335	610.671	-8,76
PAKISTAN	5.198.403	3.392.555	-34,74	3.420.153	2.453.967	-28,25
BANGLADESH	438.153	215.800	-50,75	142.517	299.290	110,00
AFGHANISTAN	12.500		-100,00	21.250		-100,00
IRAQ	1.265.250	2.118.000	67,40	2.160.946	4.672.144	116,21
IRAN (ISLAMIC REPUBLIC OF)	1.352.275	1.069.305	-20,93	2.244.326	2.212.106	-1,44
SAUDI ARABIA	2.315.483	1.994.687	-13,85	3.564.562	3.772.585	5,84
ISRAEL	177.000	39.000	-77,97	187.909	109.525	-41,71
KUWAIT	272.470	86.053	-68,42	503.980	191.592	-61,98
JORDAN	522.771	523.639	0,17	1.007.220	1.275.554	26,64
LEBANON	162.725	90.500	-44,38	278.924	197.086	-29,34
YEMEN	157.448	160.032	1,64	277.310	316.155	14,01
OMAN	294.657	286.007	-2,94	468.701	599.376	27,88
SYRIA ARAB REPUBLIC	78.030	267.500	242,82	129.270	360.150	178,60
TURKEY	2.712.089	3.914.105	44,32	4.319.058	6.651.357	54,00
UNITED ARAB EMIRATES	2.785.954	3.896.479	39,86	4.770.619	7.921.568	66,05
QATAR	505.556	507.058	0,30	903.351	1.024.488	13,41
BAHRAIN	188.472	112.572	-40,27	356.975	255.187	-28,51
EGYPT	3.637.123	3.526.250	-3,05	6.315.718	7.389.834	17,01
LIBYAN ARAB JAMAHIRIYA		145.000	-		283.925	-
MOROCCO	403.275	198.250	-50,84	639.899	350.983	-45,15
TUNISIA	42.897	49.057	14,36	167.331	142.573	-14,80
ALGERIA		67.194	-		78.174	-
SUDAN	416.292	129.830	-68,81	754.321	278.735	-63,05
MADAGASCAR	5.000	5.400	8,00	9.160	9.120	-0,44
KENYA	26.000	38.900	49,62	47.415	85.562	80,45
REUNION		65.000	-		144.570	-
TOGO		32	-		97	-
GHANA	200		-100,00	300		-100,00
ANGOLA		64.500	-		143.950	-
NIGERIA	83.758	113.641	35,68	134.819	183.713	36,27
SIERRA LEONE	16.940		-100,00	18.648		-100,00
SOUTH AFRICA	593.000	406.010	-31,53	988.286	785.204	-20,55
MAURITIUS	51.350	38.500	-25,02	119.418	80.704	-32,42
AUSTRALIA	874.292	897.814	2,69	2.268.812	2.014.202	-11,22
NEW ZEALAND	872.422	1.052.729	20,67	1.606.244	2.390.109	48,80
NEW CALEDONIA	711	2.435	242,48	4.279	11.640	172,04
EAST TIMOR	3.578	2.051	-42,67	3.432	3.416	-0,48
UNITED STATES	3.687.162	3.232.410	-12,33	17.580.570	12.692.979	-27,80
CANADA	24.398	158.289	548,77	39.950	389.797	875,71
MEXICO	52.000	52.000	0,00	76.310	109.200	43,10
CHILE	311.500	243.000	-21,99	524.450	519.319	-0,98
VENEZUELA	18.000	25.000	38,89	34.042	48.635	42,87
ARGENTINA	892.194	565.400	-36,63	1.242.424	751.904	-39,48
BRAZIL	2.107.505	4.113.171	95,17	3.078.974	5.143.816	67,06
COLOMBIA	39.000	100.275	157,12	71.305	211.532	196,66
URUGUAY	1.091.500	1.070.100	-1,96	1.913.342	1.798.499	-6,00
PARAGUAY	70.954	161.600	127,75	109.587	247.866	126,18
ECUADOR	39.555	12.500	-68,40	86.398	28.763	-66,71
PERU	52.000	282.250	442,79	79.430	604.100	660,54
DOMINICAN REPUBLIC	77.500	231.000	198,06	144.103	503.030	249,08
COSTA RICA	142.500	227.012	59,31	247.285	448.001	81,17
CAPE VERDE		13.000	-		27.456	-
GUADELOUPE	12.000		-100,00	17.640		-100,00
UNITED KINGDOM	1.865.092	2.385.850	27,92	3.224.742	5.515.695	71,04
NETHERLANDS	3.975.265	5.653.078	42,21	8.109.095	15.723.619	93,90
FRANCE	665.778	1.629.021	144,68	980.377	3.504.109	257,42
GERMANY, FED. REP. OF	5.850.950	8.760.332	49,72	11.202.373	22.230.275	98,44
AUSTRIA	175.000	19.200	-89,03	324.850	37.533	-88,45
BELGIUM	854.536	127.210	-85,11	2.366.380	222.565	-90,59
DENMARK	78.000	78.000	0,00	141.640	170.480	20,36
NORWAY	24.199	50.350	108,06	43.447	103.933	139,22
SWEDEN		25.740	-		44.903	-
FINLAND	13.000	13.000	0,00	22.100	30.875	39,71
IRELAND		91.000	-		209.735	-
ITALY	848.843	696.672	-17,93	1.422.076	1.424.059	0,14
SPAIN	671.243	1.127.294	67,94	1.012.794	2.237.101	120,88
PORTUGAL	426.000	532.200	24,93	730.027	1.042.293	42,77
GREECE	327.900	478.500	45,93	520.029	923.651	77,62
HUNGARY	114.200	131.050	14,75	209.535	217.719	3,91
POLAND	1.483.850	2.244.171	51,24	2.360.335	4.481.653	89,87
ROMANIA		10	-		33	-
BULGARIA	37.000	74.425	101,15	52.720	149.725	184,00
ALBANIA		24.250	-		23.038	-
KAZAKHSTAN	25.000	50.000	100,00	44.500	114.080	156,36
UKRAINE	740.595	977.740	32,02	1.186.078	1.890.727	59,41
UZBEKISTAN	24.500	49.500	102,04	23.275	51.980	123,33
LITHUANIA	72.000	193.500	168,75	122.980	443.780	260,86
LATVIA	77.900	103.518	32,89	146.949	189.534	28,98
ESTONIA	13.000	13.000	0,00	21.800	25.555	17,22
GEORGIA	210.500	252.500	19,95	366.201	516.211	40,96
CROATIA	195.720	143.000	-26,94	236.562	318.345	34,57
MALTA	12.375		-100,00	22.008		-100,00
SLOVENIA	230.000	369.488	60,65	377.051	761.376	101,93
CZECH REPUBLIC	108.552	136.264	25,53	266.218	406.883	52,84
RUSSIA FEDERATION	5.515.791	7.651.796	38,73	9.222.452	14.967.425	62,29
MONTENEGRO	11.750		-100,00	21.006		-100,00

https://www.bps.go.id

TABEL 6. PERKEMBANGAN EKSPOR INDONESIA MENURUT KOMODITI DAN NEGARA TUJUAN
JANUARI-AGUSTUS 2020 DAN 2021

KOMODITI / NEGARA TUJUAN	BERAT BERSIH (KG)		PERUB	NILAI FOB (US $)		PERUB
	JAN-AGT 2020	JAN-AGT 2021	%	JAN-AGT 2020	JAN-AGT 2021	%
(1)	(2)	(3)	(4)	(5)	(6)	(7)
BUAH DAN SAYUR DIOLAH ATAU DIAWETKAN	**119.301.097**	**153.449.771**	**28,62**	**147.990.390**	**195.942.990**	**32,40**
JAPAN	8.005.437	7.028.245	-12,21	11.122.129	10.345.743	-6,98
HONG KONG	502.010	397.341	-20,85	710.494	585.451	-17,60
KOREA, REPUBLIC OF	3.635.486	3.577.199	-1,60	5.009.091	5.296.938	5,75
TAIWAN	689.692	1.019.899	47,88	815.749	1.182.799	45,00
CHINA	2.123.398	6.002.367	182,68	3.267.355	7.091.623	117,04
MONGOLIA	36.600	44.890	22,65	44.196	54.115	22,44
MACAU	2.934	2.498	-14,89	8.864	8.090	-8,74
PAPUA NEW GUINEA	1.530	1.275	-16,67	3.384	2.820	-16,67
THAILAND	1.921.248	255.985	-86,68	3.173.977	500.866	-84,22
SINGAPORE	4.272.914	5.532.030	29,47	4.399.452	5.727.564	30,19
PHILIPPINES	555.541	692.850	24,72	405.174	439.143	8,38
MALAYSIA	1.802.773	2.080.007	15,38	2.048.393	2.253.171	10,00
MYANMAR		4.113	-		4.113	-
BRUNEI DARUSSALAM	59.275	59.330	0,09	201.649	177.374	-12,04
VIET NAM	44.242	101.510	129,44	72.755	118.905	63,43
MALDIVES	9.096		-100,00	23.283		-100,00
INDIA	16.650	54.690	228,47	31.522	99.493	215,63
PAKISTAN	185.000	564.984	205,40	74.572	392.741	426,66
BANGLADESH	102	50.687	49.593,14	207	10.287	4.869,61
SRI LANKA		10	-		248	-
IRAQ	17.341		-100,00	17.188		-100,00
SAUDI ARABIA	643.833	425.406	-33,93	1.165.498	856.830	-26,48
ISRAEL	198.480	212.124	6,87	227.392	242.735	6,75
KUWAIT	263.035	123.337	-53,11	406.606	194.950	-52,05
JORDAN	121.512	144.204	18,67	127.705	125.651	-1,61
LEBANON		17.484	-		17.851	-
YEMEN	33.273	50.339	51,29	31.534	66.541	111,01
OMAN	36.880	24.653	-33,15	59.056	42.594	-27,88
UNITED ARAB EMIRATES	446.088	422.999	-5,18	631.037	645.351	2,27
QATAR	141.535	53.219	-62,40	210.647	96.303	-54,28
BAHRAIN	139.811	97.075	-30,57	220.598	167.305	-24,16
EGYPT		520	-		104	-
ALGERIA		17.690	-		19.760	-
SOMALIA	9.831		-100,00	44.748		-100,00
GUINEA	7.787		-100,00	18.900		-100,00
NIGERIA	2.722	20.250	643,94	3.716	22.680	510,29
SENEGAL		50	-		207	-
SEYCHELLES		65	-		336	-
DJIBOUTI		35.256	-		40.699	-
SOUTH AFRICA	18.300		-100,00	16.089		-100,00
MAURITIUS	952		-100,00	6.851		-100,00
AUSTRALIA	3.731.060	4.872.056	30,58	5.350.635	7.095.545	32,61
NEW ZEALAND	1.362.846	1.002.852	-26,41	1.697.001	1.287.537	-24,13
NEW CALEDONIA	15.740	7.752	-50,75	69.628	25.035	-64,04
FIJI	32.959	44.160	33,99	109.630	202.290	84,52
SAMOA	11.609	7.440	-35,91	58.044	37.200	-35,91
SOLOMON ISLANDS	1.109	1.680	51,46	4.893	8.400	71,69
EAST TIMOR	21.597	5.864	-72,85	75.951	13.789	-81,84
UNITED STATES	34.923.357	46.874.196	34,22	42.158.643	57.920.382	37,39
CANADA	1.199.379	1.834.105	52,92	1.515.443	2.393.559	57,94
MEXICO	1.224.814	3.931.812	221,01	1.247.246	4.513.695	261,89
PANAMA	33.872	16.741	-50,58	57.866	24.523	-57,62
SURINAME	2.250	1.350	-40,00	2.475	1.494	-39,64
CHILE	212.556	815.615	283,72	273.491	1.012.990	270,39
ARGENTINA	3.349.208	2.440.731	-27,13	4.072.737	3.006.206	-26,19
URUGUAY	106.618	35.640	-66,57	138.780	47.250	-65,95
PERU	758.338	561.940	-25,90	962.751	777.005	-19,29
PUERTO RICO	230.821	184.795	-19,94	242.812	211.359	-12,95
DOMINICAN REPUBLIC	200.000	550.000	175,00	200.000	623.500	211,75
NETHERLANDS ANTILLES	366		-100,00	440		-100,00
UNITED KINGDOM	1.960.048	3.832.302	95,52	2.933.834	5.856.868	99,63
NETHERLANDS	11.105.876	18.820.307	69,46	12.774.765	22.263.246	74,28
FRANCE	2.821.286	3.370.274	19,46	3.349.895	4.302.688	28,44
GERMANY, FED. REP. OF	7.145.727	7.276.620	1,83	7.910.219	8.404.072	6,24
AUSTRIA	742.866	740.545	-0,31	893.795	921.255	3,07
BELGIUM	1.361.545	1.648.936	21,11	1.967.237	2.646.938	34,55
SWITZERLAND	529.938	1.400.659	164,31	706.866	2.179.971	208,40
DENMARK	537.169	485.882	-9,55	622.975	670.020	7,55
NORWAY	1.122.242	980.623	-12,62	1.785.129	1.818.415	1,86
SWEDEN	645.580	527.433	-18,30	799.453	792.610	-0,86
FINLAND	2.027.917	1.766.310	-12,90	2.286.320	2.431.125	6,33
IRELAND	18.300	117.810	543,77	20.500	196.466	858,37
ITALY	3.111.016	1.916.239	-38,40	3.628.821	2.502.051	-31,05
SPAIN	9.372.327	14.808.004	58,00	11.667.548	20.858.370	78,77
PORTUGAL	88.884	269.199	202,87	110.528	315.447	185,40
GREECE	109.332	338.238	209,37	123.336	398.514	223,11
HUNGARY	141.758	35.256	-75,13	164.860	34.060	-79,34
POLAND	344.620	219.040	-36,44	379.790	286.048	-24,68
ROMANIA	158.652	88.157	-44,43	195.010	110.255	-43,46
BULGARIA		17.691	-		20.524	-
UKRAINE	142.308	435.030	205,70	153.751	493.964	221,28
UZBEKISTAN	52.946	123.583	133,41	55.396	141.348	155,16
LITHUANIA	35.256	17.628	-50,00	35.318	16.224	-54,06
LATVIA	246.818	141.348	-42,73	275.133	176.311	-35,92
GEORGIA	17.400		-100,00	21.350		-100,00

https://www.bpsbbo.id

TABEL 6. PERKEMBANGAN EKSPOR INDONESIA MENURUT KOMODITI DAN NEGARA TUJUAN
JANUARI-AGUSTUS 2020 DAN 2021

KOMODITI / NEGARA TUJUAN	BERAT BERSIH (KG)		PERUB	NILAI FOB (US $)		PERUB
	JAN-AGT 2020	JAN-AGT 2021	%	JAN-AGT 2020	JAN-AGT 2021	%
(1)	(2)	(3)	(4)	(5)	(6)	(7)
CROATIA	178.488	53.136	-70,23	169.056	52.877	-68,72
SLOVAKIA	158.652		-100,00	162.630		-100,00
SLOVENIA	25.000		-100,00	44.375		-100,00
CZECH REPUBLIC	599.436	405.612	-32,33	631.010	429.290	-31,97
RUSSIA FEDERATION	1.135.906	1.310.599	15,38	1.283.216	1.590.901	23,98
BIOTA AIR LAINNYA DIBEKUKAN	**79.876.815**	**97.505.432**	**22,07**	**281.183.462**	**344.486.325**	**22,51**
JAPAN	1.277.140	981.499	-23,15	9.273.442	8.108.079	-12,57
HONG KONG	627.154	423.547	-32,47	3.151.968	2.170.802	-31,13
KOREA, REPUBLIC OF	2.263.234	1.930.146	-14,72	10.802.851	10.407.268	-3,66
TAIWAN	7.415.598	6.704.709	-9,59	36.432.277	30.146.226	-17,25
CHINA	44.918.602	58.035.859	29,20	118.238.164	157.761.408	33,43
THAILAND	1.791.676	1.274.174	-28,88	5.382.535	4.404.406	-18,17
SINGAPORE	486.663	523.294	7,53	1.923.270	2.270.927	18,08
PHILIPPINES	5.884	50	-99,15	22.343	523	-97,66
MALAYSIA	1.250.333	1.381.678	10,50	2.313.323	2.908.637	25,73
VIET NAM	10.769.102	14.328.431	33,05	53.542.568	68.547.572	28,02
MALDIVES	24		-100,00	48		-100,00
SAUDI ARABIA	30		-100,00	30		-100,00
TURKEY	73.131	3.800	-94,80	395.392	34.200	-91,35
UNITED ARAB EMIRATES	36.548	37.702	3,16	173.163	238.027	37,46
QATAR		460	-		115	-
CYPRUS	140.928	148.607	5,45	600.622	690.449	14,96
REUNION	18.998	8.210	-56,78	78.368	33.518	-57,23
SOUTH AFRICA		3.120	-		17.556	-
MAURITIUS	88.468	59.502	-32,74	238.983	138.252	-42,15
AUSTRALIA	618.817	930.003	50,29	3.579.289	6.002.150	67,69
NEW ZEALAND	46.340	55.690	20,18	229.525	386.626	68,45
UNITED STATES	1.468.388	3.136.299	113,59	6.004.039	13.947.861	132,31
CANADA	62.607	62.789	0,29	251.629	265.018	5,32
MEXICO		362.500	-		1.347.647	-
PANAMA	20.430		-100,00	80.719		-100,00
COLOMBIA		28.023	-		116.178	-
URUGUAY		4.035	-		18.678	-
ECUADOR	11.022	4.364	-60,41	50.152	24.183	-51,78
PERU	38.014		-100,00	126.847		-100,00
PUERTO RICO	34.763	7.843	-77,44	162.663	37.199	-77,13
DOMINICAN REPUBLIC	10.678		-100,00	41.642		-100,00
MARTINIQUE	61.235	53.135	-13,23	209.483	204.835	-2,22
GUADELOUPE	63.974	86.311	34,92	231.968	314.257	35,47
UNITED KINGDOM	128.698	101.298	-21,29	852.205	601.636	-29,40
NETHERLANDS	155.904	78.560	-49,61	637.649	215.398	-66,22
FRANCE	201.608	214.663	6,48	653.201	817.756	25,19
GERMANY, FED. REP. OF	20.916	40.136	91,89	200.268	282.134	40,88
BELGIUM	26.861	9.020	-66,42	114.442	69.769	-39,04
DENMARK	11.915	114.508	861,04	57.120	659.640	1.054,83
SWEDEN	3.375	3.983	18,00	22.937	21.862	-4,69
ITALY	3.631.510	4.165.344	14,70	16.453.694	21.155.477	28,58
SPAIN	232.705	214.900	-7,65	1.233.197	1.006.462	-18,39
PORTUGAL	235.693	107.310	-54,47	791.465	431.324	-45,50
GREECE	1.047.265	1.529.691	46,07	4.346.594	7.282.923	67,55
BULGARIA	20.390		-100,00	115.270		-100,00
ALBANIA	228.545	128.460	-43,79	712.626	429.024	-39,80
CROATIA	10.010	29.000	189,72	33.435	131.850	294,35
MALTA	51.143	21.097	-58,75	178.381	83.655	-53,10
SLOVENIA	44.947		-100,00	159.171		-100,00
RUSSIA FEDERATION	225.549	171.682	-23,88	1.084.507	754.820	-30,40
MAKARONI, MIE DAN PRODUK SEJENISNYA	**137.824.118**	**125.633.602**	**-8,84**	**223.150.701**	**199.764.311**	**-10,48**
JAPAN	446.779	359.409	-19,56	1.140.286	993.920	-12,84
HONG KONG	4.981.806	4.318.731	-13,31	7.526.108	6.268.053	-16,72
KOREA, REPUBLIC OF	2.620.012	2.542.245	-2,97	3.810.252	4.048.098	6,24
TAIWAN	3.571.513	3.687.595	3,25	7.446.910	7.939.491	6,61
CHINA	4.831.417	4.799.318	-0,66	11.541.998	12.768.055	10,62
MONGOLIA	107.402	113.756	5,92	175.594	176.817	0,70
PAPUA NEW GUINEA	5.394.832	4.760.943	-11,75	7.085.289	6.728.705	-5,03
THAILAND	3.088.886	2.215.662	-28,27	3.290.723	2.995.954	-8,96
SINGAPORE	5.222.017	3.493.282	-33,10	10.705.664	7.665.491	-28,40
PHILIPPINES	10.532.892	12.639.972	20,00	10.332.458	11.170.057	8,11
MALAYSIA	43.575.169	35.699.083	-18,07	61.596.588	53.678.605	-12,85
MYANMAR	868.244	1.781.525	105,19	1.172.839	2.798.032	138,57
CAMBODIA	3.219.830	5.705.322	77,19	4.964.931	8.391.902	69,02
BRUNEI DARUSSALAM	1.819.926	1.419.970	-21,98	3.099.174	2.612.688	-15,70
VIET NAM	1.774.755	2.810.246	58,35	2.606.647	3.857.477	47,99
MALDIVES	53.483	38.216	-28,55	88.444	62.650	-29,16
INDIA	370.157	571.648	54,43	462.693	621.469	34,32
PAKISTAN	51.906	20.291	-60,91	55.544	72.862	31,18
BANGLADESH	528	8.530	1.514,61	463	29.246	6.212,25
SRI LANKA	54.484	16.120	-70,41	64.534	15.758	-75,58
AFGHANISTAN	52.149	26.055	-50,04	57.092	22.087	-61,31
IRAQ	4.046.504	3.002.555	-25,80	7.179.066	3.237.408	-54,90
IRAN (ISLAMIC REPUBLIC OF)	103.767	63.782	-38,53	148.215	79.592	-46,30
SAUDI ARABIA	4.296.132	1.778.474	-58,60	8.772.772	4.939.845	-43,69
ISRAEL	138.610	18.193	-86,87	270.484	36.048	-86,67
KUWAIT	341.897	31.657	-90,74	762.715	50.052	-93,44
JORDAN	1.927.167	1.773.868	-7,95	4.737.713	2.922.435	-38,32
LEBANON	7.718	7.252	-6,03	15.178	14.290	-5,85

https://www.bpsgo.id

TABEL 6. PERKEMBANGAN EKSPOR INDONESIA MENURUT KOMODITI DAN NEGARA TUJUAN
JANUARI-AGUSTUS 2020 DAN 2021

KOMODITI / NEGARA TUJUAN	BERAT BERSIH (KG)		PERUB	NILAI FOB (US $)		PERUB
	JAN-AGT 2020	JAN-AGT 2021	%	JAN-AGT 2020	JAN-AGT 2021	%
(1)	(2)	(3)	(4)	(5)	(6)	(7)
YEMEN	10.004	9.659	-3,45	16.510	16.319	-1,16
OMAN	146.181	107.949	-26,15	299.036	152.595	-48,97
TURKEY	82.112	24.780	-69,82	152.716	21.535	-85,90
UNITED ARAB EMIRATES	1.149.694	987.359	-14,12	2.218.534	1.459.134	-34,23
QATAR	356.561	330.048	-7,44	1.203.827	703.202	-41,59
BAHRAIN	270.537	121.149	-55,22	289.362	129.852	-55,12
EGYPT	7.254	3.765	-48,10	6.384	1.506	-76,41
NAMIBIA	12.324	24.650	100,01	13.237	24.873	87,91
MADAGASCAR	1.285.197	1.612.430	25,46	1.486.900	1.765.585	18,74
SOMALIA	4.760	50.488	960,67	5.781	40.692	603,96
KENYA	58.673	51.168	-12,79	108.281	56.556	-47,77
MOZAMBIQUE	11.076	22.100	99,52	13.196	26.520	100,98
TOGO	24.198	756	-96,87	27.860	696	-97,50
GUINEA		485	-		715	-
ANGOLA		12.190	-		13.272	-
CONGO		96	-		84	-
NIGERIA	150		-100,00	184		-100,00
SIERRA LEONE	680	624	-8,24	1.528	1.457	-4,68
GABON	24.430	12.240	-49,90	25.369	8.911	-64,88
COTE D'IVOIRE	5.149	12.128	135,54	4.674	9.249	97,90
SENEGAL	21.640	37.163	71,73	24.782	32.759	32,19
GAMBIA	555	12.708	2.191,80	1.088	16.192	1.387,85
SEYCHELLES	620	140	-77,42	1.305	335	-74,33
UGANDA	80	15	-81,25	40	8	-80,00
DJIBOUTI	12.533	12.620	0,69	13.767	13.179	-4,27
SOUTH AFRICA	895.977	1.441.972	60,94	1.134.335	1.760.317	55,18
MALAWI	78.607	38.776	-50,67	93.910	43.726	-53,44
MAURITIUS	217.654	159.508	-26,71	311.071	238.255	-23,41
AUSTRALIA	9.454.102	7.325.193	-22,52	19.805.842	15.742.272	-20,52
NEW ZEALAND	3.091.201	2.747.199	-11,13	6.136.302	4.928.883	-19,68
MICRONESIA, FED. STATES OF	23.840	11.920	-50,00	28.000	14.400	-48,57
GUAM	11.093	2.831	-74,48	21.086	4.378	-79,24
NAURU	59.393	30.448	-48,73	152.792	80.548	-47,28
NEW CALEDONIA	111.905	119.843	7,09	207.818	218.738	5,25
VANUATU	64.603	59.438	-7,99	164.638	134.329	-18,41
AMERICAN SAMOA	3.902	4.358	11,70	7.214	8.024	11,23
COOK ISLANDS	23.622	37.791	59,98	50.323	84.474	67,86
FIJI	164.579	162.668	-1,16	331.294	291.975	-11,87
KIRIBATI	105.766	152.766	44,44	183.908	248.575	35,16
MARSHALL ISLANDS	11.682		-100,00	14.112		-100,00
SAMOA	172.744	206.070	19,29	277.954	329.395	18,51
SOLOMON ISLANDS	524.150	627.207	19,66	1.193.811	1.407.631	17,91
TONGA	321.486	388.036	20,70	644.881	768.554	19,18
TUVALU	1.540	3.060	98,68	3.076	6.489	110,96
EAST TIMOR	5.733.452	6.123.829	6,81	8.545.273	9.405.525	10,07
UNITED STATES	3.646.156	1.890.748	-48,14	7.271.712	3.700.342	-49,11
CANADA	1.365.795	1.401.810	2,64	2.412.589	2.422.777	0,42
PANAMA	69.340	103.178	48,80	114.342	170.143	48,80
SURINAME	242.002	370.810	53,23	513.342	603.387	17,54
CHILE	1.223	8.594	602,84	2.578	19.011	637,57
VENEZUELA	19.822		-100,00	41.930		-100,00
TRINIDAD AND TOBAGO	9.383	57.559	513,44	15.491	81.921	428,84
HAITI		12.107	-		13.392	-
FRENCH POLYNESIA	24.561	13.440	-45,28	36.938	21.496	-41,81
GRENADA		12.054	-		13.984	-
NETHERLANDS ANTILLES	17		-100,00	52		-100,00
UNITED KINGDOM	698.873	832.945	19,18	1.444.445	1.484.337	2,76
NETHERLANDS	1.653.939	1.603.878	-3,03	3.073.754	2.240.093	-27,12
FRANCE	163.397	152.306	-6,79	411.459	441.441	7,29
GERMANY, FED. REP. OF	628.614	746.948	18,82	1.162.614	1.232.370	6,00
AUSTRIA	1.343	1.185	-11,79	1.616	1.484	-8,17
BELGIUM	9.922		-100,00	12.783		-100,00
SWITZERLAND	12		-100,00	82		-100,00
NORWAY	60.371	57.806	-4,25	144.463	137.324	-4,94
SWEDEN	10.817	12.166	12,46	15.499	19.527	25,98
ITALY	488.183	546.182	11,88	739.118	632.595	-14,41
SPAIN	247.202	451.352	82,58	510.398	1.125.018	120,42
PORTUGAL	48.000	184.640	284,67	99.600	349.304	250,71
POLAND	44.520	29.055	-34,74	100.250	56.525	-43,62
ROMANIA	11.232	1.753	-84,40	13.104	3.668	-72,01
CROATIA		11.710	-		12.796	-
MALTA	256.034	261.996	2,33	525.464	438.848	-16,48
RUSSIA FEDERATION	67.674	76.058	12,39	154.702	133.732	-13,55
MINYAK MAKAN DAN LEMAK NABATI	**186.181.274**	**438.531.702**	**135,54**	**181.463.428**	**475.189.429**	**161,87**
JAPAN	1.643.120	1.753.500	6,72	5.272.568	5.022.170	-4,75
HONG KONG	296.388	479.205	61,68	367.673	626.992	70,53
KOREA, REPUBLIC OF	5.121.053	12.743.166	148,84	4.561.509	14.125.489	209,67
TAIWAN	2.575.966	2.228.611	-13,48	2.431.514	2.853.723	17,36
CHINA	53.358.346	148.484.823	178,28	37.473.807	160.420.216	328,09
PAPUA NEW GUINEA		460	-		645	-
THAILAND	24.382.350	26.779.135	9,83	23.688.580	26.292.290	10,99
SINGAPORE	878.307	737.114	-16,08	2.361.975	3.156.155	33,62
PHILIPPINES	6.723.620	9.810.445	45,91	7.457.253	12.159.250	63,05
MALAYSIA	1.885.086	131.849.020	6.894,32	3.492.279	103.954.796	2.876,70
MYANMAR	143.654	42.035	-70,74	176.394	81.687	-53,69
VIET NAM	10.861.965	8.948.465	-17,62	8.787.214	12.419.167	41,33
INDIA	571.753	642.406	12,36	1.191.809	1.479.190	24,11

https://www.bps.go.id

TABEL 6. PERKEMBANGAN EKSPOR INDONESIA MENURUT KOMODITI DAN NEGARA TUJUAN
JANUARI-AGUSTUS 2020 DAN 2021

KOMODITI / NEGARA TUJUAN	BERAT BERSIH (KG)		PERUB	NILAI FOB (US $)		PERUB
	JAN-AGT 2020	JAN-AGT 2021	%	JAN-AGT 2020	JAN-AGT 2021	%
(1)	(2)	(3)	(4)	(5)	(6)	(7)
PAKISTAN	1.368.820	2.596.140	89,66	1.231.168	3.539.602	187,50
BANGLADESH	904.092	1.528.480	69,06	691.644	2.130.161	207,99
SRI LANKA	393.000	462.000	17,56	293.497	509.289	73,52
IRAQ	945.000	67.500	-92,86	832.680	99.900	-88,00
IRAN (ISLAMIC REPUBLIC OF)		112.500	-		166.163	-
SAUDI ARABIA	136.200	254.970	87,20	144.762	371.519	156,64
ISRAEL	3.703.675	1.622.605	-56,19	3.765.193	2.086.612	-44,58
JORDAN		60.500	-		102.218	-
LEBANON	147.250	448.870	204,84	127.819	535.551	318,99
YEMEN	4		-100,00	31		-100,00
SYRIA ARAB REPUBLIC	798.140	1.181.860	48,08	740.947	1.640.396	121,39
TURKEY	6.588.980	5.933.140	-9,95	5.965.725	8.122.084	36,15
UNITED ARAB EMIRATES	775.224	905.918	16,86	678.313	1.388.333	104,67
EGYPT	3.594.050	4.231.595	17,74	3.953.413	6.046.759	52,95
LIBYAN ARAB JAMAHIRIYA		113.240	-		175.321	-
MOROCCO	3.622.500	771.755	-78,70	2.977.045	1.150.014	-61,37
TUNISIA	44.000	88.000	100,00	39.380	145.992	270,73
ALGERIA	14.640.280	21.684.330	48,11	11.640.201	24.933.647	114,20
SUDAN	10.000	45.720	357,20	7.330	62.316	750,15
MADAGASCAR		22.375	-		40.163	-
KENYA		20.000	-		35.872	-
MOZAMBIQUE		150.880	-		212.436	-
GHANA	2.406.100	987.540	-58,96	1.733.290	1.065.024	-38,55
ANGOLA	8.000		-100,00	6.144		-100,00
NIGERIA	5.998.120	10.080.730	68,06	4.532.756	11.088.728	144,64
COTE D'IVOIRE	338.700	406.440	20,00	237.993	491.273	106,42
SENEGAL	1.668.480	926.000	-44,50	1.378.282	1.388.622	0,75
MAURITANIA	21.900		-100,00	16.491		-100,00
SOUTH AFRICA	62.460	1.060.587	1.598,03	127.798	1.386.666	985,04
ZIMBABWE	632.240	861.320	36,23	479.238	1.120.217	133,75
MALAWI	37.240		-100,00	19.752		-100,00
MAURITIUS		500	-		893	-
AUSTRALIA	609.505	630.677	3,47	1.498.395	1.302.172	-13,10
NEW ZEALAND	592.537	407.965	-31,15	561.167	690.519	23,05
VANUATU	22.381	22.375	-0,03	26.508	40.723	53,63
FIJI		44.800	-		44.576	-
KIRIBATI		353	-		3.863	-
TONGA		46.900	-		52.186	-
EAST TIMOR	335	662	97,60	2.152	3.605	67,51
UNITED STATES	7.377.346	10.270.220	39,21	17.716.936	23.627.117	33,36
CANADA	741.758	450.634	-39,25	1.079.515	858.847	-20,44
MEXICO	7.470.160	7.931.160	6,17	7.277.779	11.175.495	53,56
NICARAGUA	52.000		-100,00	37.960		-100,00
CHILE	335.750	308.250	-8,19	392.011	499.910	27,52
ARGENTINA	145.090	174.420	20,22	198.474	297.223	49,75
BRAZIL	1.220.500	2.423.760	98,59	1.267.361	3.356.084	164,81
COLOMBIA	160.410	96.000	-40,15	170.827	125.783	-26,37
URUGUAY	1.932.000	1.365.000	-29,35	1.684.116	1.782.375	5,83
PERU	26.000	78.000	200,00	20.690	86.458	317,87
TRINIDAD AND TOBAGO	112.500	22.500	-80,00	113.715	35.573	-68,72
DOMINICAN REPUBLIC	792.000	512.800	-35,25	547.272	567.489	3,69
UNITED KINGDOM	221.040	194.102	-12,19	274.756	258.373	-5,96
NETHERLANDS	191.653	175.140	-8,62	621.846	372.181	-40,15
FRANCE	18.235	20.668	13,34	116.469	170.967	46,79
GERMANY, FED. REP. OF	1.534.700	1.400.605	-8,74	2.901.617	2.334.133	-19,56
BELGIUM	21.040	38.300	82,03	22.260	66.471	198,61
SWITZERLAND		18	-		495	-
IRELAND	28.800		-100,00	81.766		-100,00
ITALY	19.600	13.300	-32,14	27.438	31.892	16,23
SPAIN	254.050	1.520.100	498,35	457.094	1.849.649	304,65
GREECE	186.640	11.400	-93,89	220.558	28.147	-87,24
HUNGARY	2		-100,00	267		-100,00
POLAND	56.840		-100,00	118.466		-100,00
ROMANIA	87.500		-100,00	67.378		-100,00
BULGARIA	110.560	2.517.480	2.177,03	128.622	3.010.208	2.240,35
KAZAKHSTAN	80.000	80.000	0,00	101.880	142.200	39,58
TURKMENISTAN	84.000		-100,00	91.350		-100,00
UKRAINE	717.090	2.801.491	290,67	760.641	4.384.194	476,38
LITHUANIA	74.000	300.000	305,41	57.845	332.843	475,40
LATVIA		22.000	-		36.718	-
ESTONIA	126.000	108.000	-14,29	105.930	124.200	17,25
GEORGIA	22.500	134.440	497,51	24.863	203.357	717,93
CROATIA	242.000	286.000	18,18	243.606	441.452	81,22
SLOVENIA	96.000	72.100	-24,90	63.600	72.201	13,52
REP. OF MACEDONIA	22.500		-100,00	19.283		-100,00
RUSSIA FEDERATION	2.805.910	2.679.280	-4,51	3.198.826	3.787.973	18,42
SERBIA	216.800	137.680	-36,49	210.513	224.319	6,56
MONTENEGRO	87.480	109.242	24,88	68.213	139.922	105,13
MAKANAN DARI COKELAT DAN KEMBANG GULA	**37.170.404**	**45.866.502**	**23,40**	**100.176.534**	**118.469.908**	**18,26**
JAPAN	68.083	97.924	43,83	275.033	338.854	23,20
HONG KONG	214.360	226.409	5,62	758.970	819.161	7,93
KOREA, REPUBLIC OF	1.007.604	1.333.451	32,34	2.785.308	3.615.824	29,82
TAIWAN	633.363	912.625	44,09	1.652.967	2.405.043	45,50
CHINA	2.693.791	6.594.318	144,80	3.490.311	7.390.302	111,74
MACAU	6.695	6.175	-7,76	18.646	16.172	-13,27
PAPUA NEW GUINEA	51.719	38.083	-26,37	125.402	86.406	-31,10

https://www.bpsbogor.id

TABEL 6. PERKEMBANGAN EKSPOR INDONESIA MENURUT KOMODITI DAN NEGARA TUJUAN
JANUARI-AGUSTUS 2020 DAN 2021

KOMODITI / NEGARA TUJUAN	BERAT BERSIH (KG)		PERUB	NILAI FOB (US $)		PERUB
	JAN-AGT 2020	JAN-AGT 2021	%	JAN-AGT 2020	JAN-AGT 2021	%
(1)	(2)	(3)	(4)	(5)	(6)	(7)
THAILAND	5.485.826	6.651.746	21,25	16.342.099	20.980.136	28,38
SINGAPORE	655.508	659.246	0,57	2.430.793	2.337.556	-3,84
PHILIPPINES	7.066.942	8.703.340	23,16	18.184.793	20.361.494	11,97
MALAYSIA	3.274.503	3.839.120	17,24	8.839.848	11.203.196	26,74
MYANMAR	488.501	288.646	-40,91	1.229.861	777.463	-36,78
CAMBODIA	607.511	240.021	-60,49	1.383.552	831.211	-39,92
BRUNEI DARUSSALAM	235.804	203.780	-13,58	727.178	711.547	-2,15
LAO PEOPLE'S DEM. REP.	706		-100,00	2.664		-100,00
NEPAL	9.654		-100,00	28.442		-100,00
BHUTAN		1.330	-		155	-
VIET NAM	2.887.050	3.087.175	6,93	7.733.526	7.885.455	1,96
MALDIVES	23.142	22.208	-4,04	91.022	72.684	-20,15
INDIA	751.605	947.143	26,02	1.723.920	2.101.314	21,89
PAKISTAN	101.250	249.988	146,90	314.290	695.574	121,32
BANGLADESH	51.331	61.067	18,97	165.566	222.153	34,18
SRI LANKA	110.287	38.678	-64,93	195.370	79.888	-59,11
IRAQ	55.516	57.616	3,78	124.851	122.306	-2,04
IRAN (ISLAMIC REPUBLIC OF)	22.583	9.590	-57,53	70.633	27.750	-60,71
SAUDI ARABIA	865.140	716.135	-17,22	2.691.140	1.997.575	-25,77
ISRAEL	155.253	157.737	1,60	511.910	485.251	-5,21
KUWAIT	409.516	491.334	19,98	1.270.693	1.497.620	17,86
JORDAN	243.107	173.225	-28,75	559.051	426.276	-23,75
LEBANON	62.815	63.066	0,40	132.421	172.321	30,13
PALESTINA	5.971	96	-98,39	13.871	505	-96,36
YEMEN	142.408	88.053	-38,17	311.981	206.798	-33,71
OMAN	257.125	159.176	-38,09	498.884	316.370	-36,58
TURKEY		47.656	-		143.102	-
UNITED ARAB EMIRATES	1.613.445	1.857.163	15,11	4.403.441	4.871.329	10,63
QATAR	283.101	242.036	-14,51	638.503	649.085	1,66
BAHRAIN	225.126	148.668	-33,96	678.323	433.059	-36,16
EGYPT	126.401	214.499	69,70	292.659	458.617	56,71
LIBYAN ARAB JAMAHIRIYA	76.927	128.126	66,56	334.754	678.772	102,77
MOROCCO	27.629	58.620	112,17	54.721	116.781	113,41
TUNISIA		12.212	-		25.548	-
ALGERIA		15.806	-		31.647	-
SUDAN		16.750	-		41.038	-
ETHIOPIA		16.668	-		60.611	-
TANZANIA, UNITED REP. OF	17.684	28.944	63,67	49.726	73.506	47,82
MADAGASCAR	70.046	82.123	17,24	129.582	178.810	37,99
SOMALIA	241		-100,00	907		-100,00
KENYA	9.113	4.490	-50,72	21.150	14.894	-29,58
REUNION		3.874	-		8.477	-
MOZAMBIQUE	4.708		-100,00	11.664		-100,00
EQUATORIAL GUINEA		9	-		135	-
TOGO	5.072		-100,00	15.478		-100,00
GHANA	21.244	42.522	100,16	44.048	92.495	109,99
LIBERIA	5.899	3	-99,95	16.080	8	-99,95
NIGERIA	382.622	322.637	-15,68	724.799	682.997	-5,77
SIERRA LEONE	1.193	3.231	170,85	1.178	11.494	875,94
SENEGAL		232	-		1.006	-
MAURITANIA	1.200		-100,00	3.600		-100,00
MALI		2.793	-		8.136	-
GAMBIA	345	1.894	449,19	1.777	8.162	359,24
SEYCHELLES	1.290	2.585	100,40	4.717	11.059	134,44
UGANDA		5.914	-		11.981	-
NIGER	682.942	530.013	-22,39	1.528.776	1.190.166	-22,15
CHAD		19.080	-		41.975	-
SOUTH AFRICA	79.904	58.041	-27,36	205.402	172.838	-15,85
MAURITIUS	77.073	110.497	43,37	261.693	409.901	56,63
DEMOCRATIC REP. OF THE CONGO	174.658	79.390	-54,55	358.358	162.890	-54,55
AUSTRALIA	521.103	498.318	-4,37	1.802.178	1.901.559	5,51
NEW ZEALAND	7.522	10.381	38,01	39.202	47.466	21,08
MICRONESIA, FED. STATES OF	41	815	1.880,32	1.215	6.037	397,00
NAURU	25	660	2.542,31	424	1.972	364,79
NEW CALEDONIA	435	100	-77,01	1.568	2.313	47,53
NORTHERN MARIANA ISLANDS	1.387	1.156	-16,66	17.433	8.258	-52,63
VANUATU	43.697	56.611	29,55	108.629	132.482	21,96
AMERICAN SAMOA	15.740	5.649	-64,11	18.267	16.771	-8,19
FIJI	69.887	70.148	0,37	192.306	205.910	7,07
KIRIBATI	18.328	34.079	85,94	48.444	108.286	123,53
MARSHALL ISLANDS	5.061	3.181	-37,14	19.470	11.653	-40,15
SAMOA	21.648	43.960	103,07	92.589	182.729	97,36
SOLOMON ISLANDS	56.748	42.224	-25,59	158.191	130.456	-17,53
TONGA	29.459	27.230	-7,57	58.701	94.256	60,57
TUVALU	180		-100,00	476		-100,00
EAST TIMOR	592.746	694.117	17,10	953.434	1.447.425	51,81
UNITED STATES	1.628.743	2.304.353	41,48	6.408.985	9.138.866	42,59
CANADA	15.778	25.080	58,96	59.433	73.018	22,86
MEXICO	26.948	23.735	-11,92	111.621	93.421	-16,31
PANAMA	4.376	4.200	-4,02	21.970	19.659	-10,52
SURINAME	72	529	635,00	650	2.177	234,92
CHILE	1.854	576	-68,93	6.575	1.800	-72,62
VENEZUELA	2.520		-100,00	5.678		-100,00
ARGENTINA	17.957	36.109	101,09	75.260	151.307	101,05
BRAZIL	1.627	450	-72,34	16.670	12.780	-23,34
COLOMBIA		1.888	-		9.738	-
ECUADOR	3.791	4.452	17,44	17.805	21.341	19,86
PERU	3.110	720	-76,85	7.680	1.700	-77,86

https://www.bpsbbo.id

TABEL 6. PERKEMBANGAN EKSPOR INDONESIA MENURUT KOMODITI DAN NEGARA TUJUAN
JANUARI-AGUSTUS 2020 DAN 2021

KOMODITI / NEGARA TUJUAN	BERAT BERSIH (KG)		PERUB	NILAI FOB (US $)		PERUB
	JAN-AGT 2020	JAN-AGT 2021	%	JAN-AGT 2020	JAN-AGT 2021	%
(1)	(2)	(3)	(4)	(5)	(6)	(7)
GUYANA	2.363	3.069	29,89	9.850	13.589	37,95
BAHAMAS	212		-100,00	934		-100,00
PUERTO RICO	485.413	620.018	27,73	1.414.266	1.816.368	28,43
HAITI	17.024	16.507	-3,04	28.000	27.088	-3,26
FRENCH POLYNESIA	938	2.070	120,59	2.242	5.174	130,72
UNITED KINGDOM	276.099	307.280	11,29	996.882	1.139.235	14,28
NETHERLANDS	212.031	166.509	-21,47	721.905	584.139	-19,08
FRANCE	715	1.236	72,73	2.481	5.080	104,75
GERMANY, FED. REP. OF	301.555	120.014	-60,20	1.142.687	454.771	-60,20
AUSTRIA		766	-		14.596	-
BELGIUM	300	700	133,33	8.520	19.880	133,33
SWITZERLAND	3.950	3.745	-5,20	112.180	104.552	-6,80
DENMARK	4.973		-100,00	18.567		-100,00
NORWAY	1.438	12.961	801,54	4.131	47.869	1.058,76
SWEDEN	37.106	31.664	-14,67	253.481	231.127	-8,82
FINLAND	19.210	19.073	-0,72	132.648	153.377	15,63
ITALY	32.953	54.865	66,49	95.040	168.978	77,80
SPAIN	56.134	44.894	-20,02	204.506	222.635	8,86
HUNGARY	18.461		-100,00	69.827		-100,00
POLAND		166	-		1.082	-
ARMENIA	5.022	6.372	26,88	11.393	14.455	26,88
TURKMENISTAN	1.800		-100,00	5.590		-100,00
UKRAINE	780	1.020	30,77	2.470	3.230	30,77
LITHUANIA	466	185	-60,36	2.533	2.609	3,00
LATVIA	43.245	22.170	-48,73	152.557	79.796	-47,69
GEORGIA	6.720		-100,00	13.219		-100,00
CZECH REPUBLIC	13.882	8.618	-37,92	47.339	25.653	-45,81
RUSSIA FEDERATION	4.303	356.902	8.194,93	12.099	736.367	5.986,18
BUBUK KAKAO	**67.993.839**	**76.049.244**	**11,85**	**120.630.988**	**163.651.258**	**35,66**
JAPAN	414.289	672.300	62,28	750.775	1.529.494	103,72
HONG KONG	128	214	66,65	4.039	841	-79,17
KOREA, REPUBLIC OF	377.450	371.350	-1,62	708.777	877.375	23,79
TAIWAN	179.200	228.200	27,34	352.007	554.523	57,53
CHINA	6.565.186	10.715.803	63,22	11.800.606	21.992.922	86,37
PAPUA NEW GUINEA	137		-100,00	443		-100,00
THAILAND	1.498.700	3.360.100	124,20	2.792.948	7.319.271	162,06
SINGAPORE	216.814	378.921	74,77	456.548	974.621	113,48
PHILIPPINES	7.887.600	6.699.750	-15,06	15.440.868	17.191.748	11,34
MALAYSIA	8.472.342	4.258.481	-49,74	14.423.273	9.983.331	-30,78
MYANMAR	20.000	45.000	125,00	29.821	82.600	176,99
BRUNEI DARUSSALAM	119	212	78,18	684	1.239	81,26
NEPAL		14.500	-		32.458	-
VIET NAM	1.945.825	1.421.932	-26,92	3.724.634	3.362.404	-9,73
MALDIVES	11.191	14.574	30,23	121.237	167.444	38,11
INDIA	13.600.150	19.443.150	42,96	24.869.225	41.407.287	66,50
PAKISTAN	1.027.900	2.006.175	95,17	1.827.417	4.781.006	161,63
BANGLADESH	742.500	815.500	9,83	1.149.849	1.600.041	39,15
SRI LANKA	334.800	185.000	-44,74	665.733	466.610	-29,91
AFGHANISTAN		43.500	-		116.213	-
IRAQ	138.000	61.000	-55,80	214.047	84.940	-60,32
IRAN (ISLAMIC REPUBLIC OF)	236.250	108.750	-53,97	463.343	261.543	-43,55
SAUDI ARABIA	108.900	289.300	165,66	125.628	560.751	346,36
ISRAEL	95.000	52.000	-45,26	179.121	104.493	-41,66
KUWAIT	12.000	10.000	-16,67	25.665	25.375	-1,13
JORDAN	77.000		-100,00	139.489		-100,00
LEBANON	140.400	163.800	16,67	245.560	408.611	66,40
SYRIA ARAB REPUBLIC	51.000	94.000	84,31	42.075	164.350	290,61
TURKEY	3.076.700	1.544.150	-49,81	5.731.943	3.654.035	-36,25
UNITED ARAB EMIRATES	431.011	243.002	-43,62	708.114	548.921	-22,48
QATAR	2.150		-100,00	7.085		-100,00
EGYPT	2.975.450	4.232.100	42,23	5.194.363	8.562.173	64,84
LIBYAN ARAB JAMAHIRIYA	46.800		-100,00	83.425		-100,00
MOROCCO	159.000	104.800	-34,09	296.462	237.429	-19,91
ALGERIA	100.000	151.000	51,00	121.000	167.175	38,16
ETHIOPIA	11.700		-100,00	20.744		-100,00
KENYA	58.500	74.200	26,84	108.213	180.908	67,18
MOZAMBIQUE	14.000	16.000	14,29	28.002	20.030	-28,47
CONGO	11.000		-100,00	23.295		-100,00
CAMEROON	65.000	138.500	113,08	147.100	316.285	115,01
NIGERIA		121	-		536	-
GABON	11.900	22.000	84,87	29.614	63.138	113,20
DJIBOUTI		16.000	-		27.200	-
SOUTH AFRICA	1.290.400	1.675.550	29,85	2.479.827	4.090.527	64,95
ZIMBABWE	10.000	10.000	0,00	18.500	25.000	35,14
MAURITIUS	1.888		-100,00	5.310		-100,00
AUSTRALIA	2.574.375	2.213.250	-14,03	4.830.605	5.370.543	11,18
NEW ZEALAND	542.650	340.600	-37,23	1.009.332	800.492	-20,69
FIJI	14.750	28.000	89,83	29.037	66.144	127,79
SAMOA	34.000	28.125	-17,28	78.531	75.719	-3,58
TONGA	270	270	0,00	3.768	3.623	-3,85
EAST TIMOR	2	37	1.750,00	2	1.400	69.898,39
UNITED STATES	778.000	408.033	-47,55	1.351.358	725.208	-46,33
CANADA	324.000	288.000	-11,11	464.115	517.539	11,51
MEXICO	1.999.400	2.058.800	2,97	3.108.306	4.287.413	37,93
CHILE	17.000	17.000	0,00	20.947	21.088	0,67
ARGENTINA	68.000	62.000	-8,82	68.000	81.230	19,46
BRAZIL	3.354.129	1.248.300	-62,78	5.446.757	2.159.523	-60,35

https://www.bps.go.id

TABEL 6. PERKEMBANGAN EKSPOR INDONESIA MENURUT KOMODITI DAN NEGARA TUJUAN
JANUARI-AGUSTUS 2020 DAN 2021

KOMODITI / NEGARA TUJUAN	BERAT BERSIH (KG)		PERUB	NILAI FOB (US $)		PERUB
	JAN-AGT 2020	JAN-AGT 2021	%	JAN-AGT 2020	JAN-AGT 2021	%
(1)	(2)	(3)	(4)	(5)	(6)	(7)
COLOMBIA	17.000	78.000	358,82	12.940	52.405	304,98
URUGUAY	52.000		-100,00	16.640		-100,00
DOMINICAN REPUBLIC	15.000		-100,00	20.778		-100,00
UNITED KINGDOM	10.500	21.000	100,00	17.325	33.600	93,94
NETHERLANDS	557.975	300.151	-46,21	967.590	558.010	-42,33
FRANCE	25	20.185	80.638,80	1	105.164	20.742.392,52
GERMANY, FED. REP. OF	1	469.950	93.989.900,00	1	905.224	90.522.273,00
AUSTRIA		485	-		10.366	-
DENMARK	75.075	53.625	-28,57	116.903	85.800	-26,61
SPAIN	32.000	11.000	-65,63	48.750	17.600	-63,90
PORTUGAL	32.000		-100,00	45.875		-100,00
GREECE	55.500	76.000	36,94	52.553	96.078	82,82
HUNGARY	82.204	32.000	-61,07	110.169	53.255	-51,66
POLAND		15.000	-		24.000	-
BULGARIA	34.000	67.000	97,06	41.410	89.803	116,86
ALBANIA		16.000	-		17.490	-
KYRGYZSTAN	5.000	86.000	1.620,00	5.750	139.742	2.330,29
UKRAINE	127.000	1.075.000	746,46	214.450	1.802.400	740,48
LITHUANIA	15.000	15.000	0,00	22.250	18.929	-14,93
LATVIA	15.000		-100,00	24.681		-100,00
ESTONIA	1.587.550	711.600	-55,18	1.944.722	2.081.525	7,03
CROATIA		17.000	-		17.850	-
BOSNIA AND HERZEGOVINA	51.204	68.000	32,80	68.850	101.565	47,52
SLOVENIA	52.000		-100,00	100.830		-100,00
RUSSIA FEDERATION	3.035.850	6.542.900	115,52	4.815.655	11.385.683	136,43
SERBIA	17.000		-100,00	15.300		-100,00
SEREALIA YANG DIGILING ATAU DIBERSIHKAN	**417.470.192**	**379.604.418**	**-9,07**	**79.408.381**	**87.681.895**	**10,42**
JAPAN	24.330.279	24.087.964	-1,00	4.625.215	4.703.050	1,68
HONG KONG	1.533	154.644	9.984,55	2.897	74.542	2.472,98
KOREA, REPUBLIC OF	59.447.679	68.311.740	14,91	10.555.401	14.269.764	35,19
TAIWAN	263.671	333.101	26,33	93.638	77.126	-17,63
CHINA	69.505.137	192.421.286	176,84	16.456.188	46.508.335	182,62
PAPUA NEW GUINEA	1.019.130	1.793	-99,82	403.495	521	-99,87
THAILAND	61.748.360	22.531.362	-63,51	11.155.324	4.776.419	-57,18
SINGAPORE	508	2.948	480,48	3.309	9.054	173,63
PHILIPPINES	63.004.380	14.894.090	-76,36	12.143.281	3.358.653	-72,34
MALAYSIA	2.580	281.452	10.808,98	1.132	219.330	19.280,97
BRUNEI DARUSSALAM		625.200	-		138.814	-
VIET NAM	75.411.790	50.804.534	-32,63	12.802.637	11.685.838	-8,72
INDIA	232.080	1.447.250	523,60	91.606	546.055	496,09
SAUDI ARABIA	56.109.770	16.500	-99,97	8.992.313	15.675	-99,83
TURKEY	6.378.240	3.126.250	-50,99	2.055.168	1.129.554	-45,04
UNITED ARAB EMIRATES	48		-100,00	288		-100,00
NAMIBIA		520.000	-		133.640	-
AUSTRALIA	372	129	-65,32	884	785	-11,26
TONGA	3.040		-100,00	11.150		-100,00
EAST TIMOR	10.233	44.085	330,83	12.161	33.655	176,76
UNITED STATES	150		-100,00	645		-100,00
CANADA	185	90	-51,29	1.206	1.087	-9,87
GERMANY, FED. REP. OF	1.028		-100,00	444		-100,00
KEPITING DIOLAH ATAU DIAWETKAN	**6.248.378**	**6.692.066**	**7,10**	**110.545.727**	**199.636.409**	**80,59**
JAPAN	32.740	39.722	21,32	388.159	384.570	-0,92
HONG KONG	36.709	54.377	48,13	595.751	1.225.596	105,72
KOREA, REPUBLIC OF	2.469	1.173	-52,49	49.849	37.597	-24,58
TAIWAN	6.644	7.609	14,53	129.197	234.073	81,17
THAILAND	24.485	10.200	-58,34	478.403	285.541	-40,31
SINGAPORE	25.053	46.152	84,22	473.577	1.344.040	183,81
MALAYSIA	9.608	3.094	-67,79	162.742	70.852	-56,46
TURKEY		302	-		13.844	-
UNITED ARAB EMIRATES	7.566	5.081	-32,85	226.629	183.161	-19,18
REUNION	1.206	288	-76,12	14.110	3.370	-76,12
SOUTH AFRICA	4.800		-100,00	24.840		-100,00
AUSTRALIA	42.522	64.497	51,68	749.377	1.492.524	99,17
UNITED STATES	5.206.519	5.618.304	7,91	97.443.721	184.309.590	89,14
CANADA	255.285	138.166	-45,88	2.535.881	1.317.487	-48,05
DOMINICAN REPUBLIC	1.818		-100,00	22.473		-100,00
MARTINIQUE	3.000		-100,00	33.562		-100,00
UNITED KINGDOM	110.894	74.706	-32,63	1.950.024	1.877.733	-3,71
NETHERLANDS	175.509	194.241	10,67	1.682.956	2.144.810	27,44
FRANCE	133.254	121.894	-8,52	1.314.374	1.407.974	7,12
GERMANY, FED. REP. OF	1.020		-100,00	10.714		-100,00
BELGIUM	117.760	158.216	34,35	1.769.447	1.934.555	9,33
DENMARK	34.823	137.904	296,01	358.251	1.208.686	237,39
SWEDEN	3		-100,00	2		-100,00
ITALY	8.160	16.116	97,50	82.863	159.880	92,94
SPAIN	6.528		-100,00	48.800		-100,00
GREECE	5	24	338,18	24	526	2.091,67
IKAN DIGARAMI ATAU DIKERINGKAN	**10.100.361**	**6.677.861**	**-33,88**	**58.622.202**	**52.195.733**	**-10,96**
JAPAN	3.538.274	2.423.279	-31,51	23.766.385	13.079.871	-44,96
HONG KONG	280.091	532.013	89,94	7.396.404	10.015.326	35,41
KOREA, REPUBLIC OF	353.352	287.525	-18,63	3.767.530	5.691.499	51,07
TAIWAN	705.408	203.806	-71,11	1.670.329	2.378.311	42,39
CHINA	1.382.225	1.016.289	-26,47	7.970.672	11.840.241	48,55
MONGOLIA	814		-100,00	16.280		-100,00

https://www.bps.go.id

TABEL 6. PERKEMBANGAN EKSPOR INDONESIA MENURUT KOMODITI DAN NEGARA TUJUAN
JANUARI-AGUSTUS 2020 DAN 2021

KOMODITI / NEGARA TUJUAN	BERAT BERSIH (KG)		PERUB	NILAI FOB (US $)		PERUB
	JAN-AGT 2020	JAN-AGT 2021	%	JAN-AGT 2020	JAN-AGT 2021	%
(1)	(2)	(3)	(4)	(5)	(6)	(7)
THAILAND	82.456	13.858	-83,19	624.121	476.017	-23,73
SINGAPORE	141.820	55.783	-60,67	963.582	750.320	-22,13
PHILIPPINES	59	24.563	41.532,20	1.050	37.124	3.435,62
MALAYSIA	559.173	452.350	-19,10	1.296.798	1.139.301	-12,15
MYANMAR	725		-100,00	14.405		-100,00
VIET NAM	25.195	46.665	85,22	54.152	190.899	252,52
INDIA		12.000	-		39.080	-
SRI LANKA	2.671.396	1.309.056	-51,00	5.534.495	3.337.683	-39,69
UNITED ARAB EMIRATES	1.080	3.400	214,81	14.925	61.091	309,32
QATAR		890	-		4.933	-
CENTRAL AFRICAN REPUBLIC	11.090		-100,00	2.773		-100,00
SAINT HELENA	1		-100,00	10		-100,00
SOUTH AFRICA	52.000		-100,00	78.200		-100,00
AUSTRALIA	5.236	15.525	196,47	87.486	193.122	120,75
NEW ZEALAND	1.247	807	-35,32	16.445	13.468	-18,11
EAST TIMOR	133.985	163.672	22,16	32.826	47.800	45,62
UNITED STATES	26.397	68.112	158,03	349.200	687.273	96,81
CANADA	4.546	8.144	79,15	81.905	155.826	90,25
BRAZIL	16.290		-100,00	24.435		-100,00
BELARUS	60.100	10.000	-83,36	2.715.225	550.000	-79,74
KAZAKHSTAN		5.000	-		244.000	-
LITHUANIA	10.000		-100,00	469.100		-100,00
SLOVAKIA	400		-100,00	400		-100,00
REP. OF MACEDONIA		125	-		125	-
RUSSIA FEDERATION	37.000	25.000	-32,43	1.673.070	1.262.425	-24,54
KAYU MANIS BUBUK	**14.129.990**	**10.154.029**	**-28,14**	**52.905.491**	**46.900.617**	**-11,35**
JAPAN	4.142	4.026	-2,81	24.909	26.106	4,81
HONG KONG	325	114	-64,97	2.247	1.247	-44,52
KOREA, REPUBLIC OF	567	690	21,76	3.413	4.560	33,63
TAIWAN		2.025	-		1.013	-
CHINA	102.025	63.502	-37,76	327.640	495.510	51,24
THAILAND	88.472	44.772	-49,39	212.878	273.221	28,35
SINGAPORE	2.585	12.073	367,10	24.472	66.809	173,00
PHILIPPINES	12.050	62.268	416,75	50.100	393.245	684,92
MALAYSIA	98.082	2.963	-96,98	197.326	12.744	-93,54
MYANMAR	7.200		-100,00	39.160		-100,00
BRUNEI DARUSSALAM	400	19	-95,25	1.033	206	-80,03
VIET NAM	273.482	553.850	102,52	857.933	2.597.304	202,74
INDIA	199.500	209.001	4,76	874.067	1.096.379	25,43
BANGLADESH	24.000		-100,00	4.670		-100,00
SAUDI ARABIA		1.900	-		15.055	-
ISRAEL	59.000	52.000	-11,86	294.750	300.827	2,06
TURKEY		19.500	-		57.207	-
UNITED ARAB EMIRATES	28.000	30.408	8,60	83.740	148.967	77,89
AUSTRALIA	100.550	255.162	153,77	378.091	1.104.284	192,07
NEW ZEALAND	600	500	-16,67	2.788	4.840	73,60
EAST TIMOR		4	-		44	-
UNITED STATES	9.463.523	6.397.596	-32,40	36.877.763	29.566.861	-19,82
CANADA	226.371	151.000	-33,30	943.777	702.670	-25,55
MEXICO	14.000		-100,00	25.200		-100,00
GUATEMALA	10.000	5.000	-50,00	45.927	24.511	-46,63
SURINAME		300	-		1.935	-
CHILE	3.000		-100,00	7.500		-100,00
BRAZIL	206.000	124.000	-39,81	655.430	531.156	-18,96
COLOMBIA	11.680	2.000	-82,88	30.045	6.600	-78,03
URUGUAY	7.000		-100,00	16.800		-100,00
GUYANA	10.000		-100,00	47.175		-100,00
COSTA RICA		8.000	-		34.000	-
UNITED KINGDOM	54.000	39.500	-26,85	206.450	242.170	17,30
NETHERLANDS	1.507.200	1.091.525	-27,58	5.291.237	4.717.379	-10,85
FRANCE	638.004	188.151	-70,51	2.110.274	767.278	-63,64
GERMANY, FED. REP. OF	101.000	200.506	98,52	310.441	708.432	128,20
BELGIUM	63.000	56.750	-9,92	168.347	176.977	5,13
NORWAY		1.000	-		5.291	-
SWEDEN	231.950	257.075	10,83	988.361	1.457.255	47,44
FINLAND	49.012		-100,00	132.530		-100,00
ITALY	15.020	16.000	6,52	57.656	69.347	20,28
SPAIN	68.500		-100,00	253.441		-100,00
PORTUGAL	30.000	33.850	12,83	75.680	123.833	63,63
POLAND	21.000	13.000	-38,10	51.139	32.960	-35,55
ROMANIA	6.000	2.000	-66,67	7.140	3.300	-53,78
KAZAKHSTAN	29.000	15.000	-48,28	59.050	37.500	-36,49
UKRAINE	30.000	29.000	-3,33	82.040	138.750	69,13
LATVIA	47.000	45.000	-4,26	141.183	148.635	5,28
ESTONIA	101.500	57.000	-43,84	444.874	397.110	-10,74
CROATIA	13.000	13.000	0,00	30.940	42.200	36,39
RUSSIA FEDERATION	132.251	80.000	-39,51	378.275	324.952	-14,10
SERBIA	40.000	13.000	-67,50	87.600	39.950	-54,39
TETES PEMURNIAN GULA	**194.003.136**	**344.744.185**	**77,70**	**35.046.631**	**58.293.436**	**66,33**
JAPAN	26.033.910	19.061.370	-26,78	4.309.434	3.781.107	-12,26
HONG KONG	619	5	-99,19	3.859	80	-97,93
KOREA, REPUBLIC OF	1.000	29.403.260	2.940.226,00	100	5.110.993	5.110.892,63
TAIWAN	11.024	16.958	53,83	38.400	57.799	50,52
CHINA	12	8	-37,50	118	54	-54,47
THAILAND	49.373.664	94.173.741	90,74	8.254.173	15.323.382	85,64
SINGAPORE	130.560	127.502	-2,34	261.207	218.177	-16,47

https://www.bpsntb.bps.go.id

TABEL 6. PERKEMBANGAN EKSPOR INDONESIA MENURUT KOMODITI DAN NEGARA TUJUAN
JANUARI-AGUSTUS 2020 DAN 2021

KOMODITI / NEGARA TUJUAN	BERAT BERSIH (KG)		PERUB	NILAI FOB (US $)		PERUB
	JAN-AGT 2020	JAN-AGT 2021	%	JAN-AGT 2020	JAN-AGT 2021	%
(1)	(2)	(3)	(4)	(5)	(6)	(7)
PHILIPPINES	102.524.921	158.998.029	55,08	17.913.392	25.584.929	42,83
MALAYSIA	19.163	80.570	320,45	54.204	227.644	319,97
BRUNEI DARUSSALAM	570	839	47,19	1.796	3.506	95,24
VIET NAM	14.227.135	41.891.262	194,45	2.453.603	6.114.527	149,21
MALDIVES		440	-		1.620	-
ALGERIA		5.022	-		12.665	-
SOMALIA	98.496	162.360	64,84	441.612	730.620	65,44
KENYA	5.365	9.290	73,15	42.010	72.830	73,36
MOZAMBIQUE	21.600	10.800	-50,00	96.300	48.150	-50,00
TOGO	7.650		-100,00	1.500		-100,00
GUINEA	32.880	69.480	111,31	146.590	309.765	111,31
NIGERIA	4.096	1.225	-70,10	5.734	1.715	-70,10
SIERRA LEONE	68.400	68.280	-0,18	304.950	304.415	-0,18
COTE D'IVOIRE	22.320	10.560	-52,69	99.510	47.080	-52,69
GAMBIA	10.800	20.640	91,11	48.150	92.020	91,11
SEYCHELLES	120	480	300,00	338	1.350	300,00
DJIBOUTI		8.842	-		39.787	-
MAURITIUS		1.520	-		17.000	-
AUSTRALIA	1.544	10.930	607,85	9.884	47.579	381,36
NEW ZEALAND	768	104	-86,50	3.121	196	-93,72
VANUATU	1.200	120	-90,00	3.376	325	-90,37
FIJI	1.920		-100,00	5.025		-100,00
EAST TIMOR	174	180	3,68	1.491	655	-56,06
UNITED STATES	54.384	5.972	-89,02	139.426	17.977	-87,11
BRAZIL	43.129		-100,00	87.764		-100,00
UNITED KINGDOM	1.247.340	596.510	-52,18	183.573	94.249	-48,66
NETHERLANDS	36.241	7.883	-78,25	87.162	31.222	-64,18
FRANCE	2	4	180,00	3	18	472,92
HUNGARY	20.612		-100,00	43.212		-100,00
SERBIA	1.518		-100,00	5.617		-100,00
JUS BUAH DAN SAYURAN	**16.173.111**	**20.429.749**	**26,32**	**24.648.882**	**35.171.801**	**42,69**
JAPAN	383.037	159.604	-58,33	600.602	289.474	-51,80
HONG KONG	291.400	938.282	221,99	449.912	183.633	-59,18
KOREA, REPUBLIC OF	67.214	10.300	-84,68	80.776	21.911	-72,87
TAIWAN	1.578	34.971	2.115,75	5.567	57.854	939,27
CHINA	401.702	96.671	-75,93	339.822	73.872	-78,26
PAPUA NEW GUINEA	19.965	6.787	-66,01	35.390	9.513	-73,12
THAILAND	20.984	4.368	-79,18	41.067	9.133	-77,76
SINGAPORE	653.991	518.065	-20,78	1.454.928	1.068.442	-26,56
PHILIPPINES	4.495	11.402	153,67	31.380	80.471	156,44
MALAYSIA	217.362	83.942	-61,38	645.884	598.585	-7,32
CAMBODIA	528	4.474	747,42	61.200	32.189	-47,40
BRUNEI DARUSSALAM	4.169	5.025	20,52	10.243	4.120	-59,78
VIET NAM	93.786	176.827	88,54	197.348	383.175	94,16
MALDIVES		70	-		102	-
INDIA	2.000		-100,00	1.380		-100,00
PAKISTAN	404.250	38.500	-90,48	655.568	66.922	-89,79
SRI LANKA		18.830	-		31.617	-
SAUDI ARABIA	1.436.570	595.888	-58,52	2.499.771	1.176.149	-52,95
ISRAEL	77.432	37.660	-51,36	127.406	78.709	-38,22
KUWAIT	42.900	21.450	-50,00	82.691	46.036	-44,33
JORDAN	19.250		-100,00	36.614		-100,00
LEBANON	67.920	37.962	-44,11	88.583	58.774	-33,65
TURKEY	104.910		-100,00	111.619		-100,00
UNITED ARAB EMIRATES	255.688	477.270	86,66	532.399	842.536	58,25
EGYPT		57.986	-		101.293	-
MOROCCO	20.982		-100,00	36.606		-100,00
ALGERIA	41.964		-100,00	58.526		-100,00
KENYA	21.450		-100,00	20.811		-100,00
EQUATORIAL GUINEA		7	-		26	-
TOGO	8.914		-100,00	133.960		-100,00
CAMEROON	1.443		-100,00	168.480		-100,00
NIGERIA	301.280	357.860	18,78	438.362	642.468	46,56
GABON	20.982		-100,00	43.608		-100,00
COTE D'IVOIRE	1.188		-100,00	137.700		-100,00
SENEGAL	352		-100,00	40.800		-100,00
UGANDA	959		-100,00	111.180		-100,00
MAURITIUS	221		-100,00	2.675		-100,00
AUSTRALIA	1.168.637	1.971.437	68,70	1.849.549	3.938.061	112,92
NEW ZEALAND	478.616	605.518	26,51	770.094	1.006.542	30,70
NEW CALEDONIA	34	700	1.958,82	169	2.471	1.365,56
VANUATU	1.677	4.578	172,99	28.126	2.508	-91,08
AMERICAN SAMOA	78.684		-100,00	55.593		-100,00
FIJI	960	2.520	162,50	5.200	14.750	183,65
KIRIBATI	4.560	9.840	115,79	22.715	54.155	138,41
SOLOMON ISLANDS	15.104		-100,00	42.858		-100,00
EAST TIMOR	203.805	282.785	38,75	91.552	149.583	63,39
UNITED STATES	2.056.985	4.600.723	123,66	3.171.583	8.640.895	172,45
CANADA		647.244	-		1.169.461	-
SURINAME	2.625	2.400	-8,57	12.850	12.800	-0,39
CHILE		19.368	-		34.330	-
COLOMBIA		110	-		15.630	-
PUERTO RICO	626.594	475.343	-24,14	826.543	802.753	-2,88
FRENCH POLYNESIA	14.350		-100,00	7.921		-100,00
NETHERLANDS ANTILLES	9.900		-100,00	17.820		-100,00
UNITED KINGDOM	298.896	767.052	156,63	495.418	1.512.455	205,29
NETHERLANDS	5.188.149	5.993.086	15,51	6.528.075	9.636.772	47,62

https://www.bpsntb.co.id

TABEL 6. PERKEMBANGAN EKSPOR INDONESIA MENURUT KOMODITI DAN NEGARA TUJUAN
JANUARI-AGUSTUS 2020 DAN 2021

KOMODITI / NEGARA TUJUAN	BERAT BERSIH (KG)		PERUB	NILAI FOB (US $)		PERUB
	JAN-AGT 2020	JAN-AGT 2021	%	JAN-AGT 2020	JAN-AGT 2021	%
(1)	(2)	(3)	(4)	(5)	(6)	(7)
FRANCE	107.251	64.352	-40,00	249.726	114.187	-54,28
GERMANY, FED. REP. OF	194.439	100	-99,95	217.079	4.106	-98,11
AUSTRIA	515	376	-27,06	776	971	25,04
NORWAY	16.000		-100,00	8.000		-100,00
ITALY	13.320	2.000	-84,98	23.615	8.000	-66,12
SPAIN	533.286	1.135.866	112,99	622.676	1.873.902	200,94
KAZAKHSTAN	167.856	150.150	-10,55	318.087	320.463	0,75
GLUKOSA DAN SEJENISNYA	**60.395.039**	**52.191.760**	**-13,58**	**56.587.864**	**61.982.420**	**9,53**
JAPAN	47.660	122.504	157,04	152.821	183.338	19,97
HONG KONG	144.298	110.970	-23,10	193.362	173.017	-10,52
KOREA, REPUBLIC OF	679.026	772.311	13,74	921.152	1.199.326	30,20
TAIWAN	275.830	248.170	-10,03	341.042	367.242	7,68
CHINA	26.976.089	8.602.665	-68,11	9.525.919	3.288.107	-65,48
THAILAND	346.300	146.011	-57,84	205.422	97.870	-52,36
SINGAPORE	770.740	1.389.671	80,30	1.091.766	1.562.150	43,08
PHILIPPINES	579.174	735.790	27,04	461.318	499.951	8,37
MALAYSIA	1.818.687	2.265.568	24,57	1.586.280	1.696.165	6,93
CAMBODIA	228	1.757	670,44	965	3.905	304,63
BRUNEI DARUSSALAM	1.772	5.424	206,15	4.061	16.672	310,49
VIET NAM	2.445.680	10.105.037	313,18	1.287.032	4.471.120	247,40
MALDIVES	546	725	32,96	2.292	931	-59,38
INDIA	24.422	61.802	153,06	102.318	234.481	129,17
PAKISTAN	6.983	80.728	1.056,09	15.946	66.328	315,96
SRI LANKA	130.025	171.150	31,63	277.125	366.615	32,29
IRAQ	3.739	13.627	264,43	13.666	28.824	110,92
SAUDI ARABIA	689.833	127.930	-81,45	682.194	195.275	-71,38
ISRAEL	126.013	63.719	-49,43	216.111	136.572	-36,80
KUWAIT	4.660	7.533	61,64	16.965	26.928	58,72
JORDAN	2.759	24.552	789,97	10.043	40.662	304,88
LEBANON		6.300	-		16.850	-
PALESTINA	337	6.415	1.801,17	1.228	14.197	1.055,70
YEMEN	816		-100,00	3.491		-100,00
OMAN	397	501	26,07	666	880	32,27
TURKEY	2.240	10.040	348,21	5.635	24.440	333,72
UNITED ARAB EMIRATES	453.800	87.700	-80,67	539.483	198.299	-63,24
QATAR	4.618	55	-98,81	21.519	131	-99,39
BAHRAIN	233	1.658	613,02	847	4.726	458,20
EGYPT	7.000		-100,00	18.200		-100,00
LIBYAN ARAB JAMAHIRIYA		2.322	-		5.489	-
MOROCCO		8.000	-		18.240	-
ALGERIA		5.000	-		10.100	-
EQUATORIAL GUINEA		20	-		42	-
TOGO	1.200	26.597	2.116,40	1.200	22.228	1.752,29
NIGERIA	198.666		-100,00	196.560		-100,00
SENEGAL		6	-		56	-
MAURITANIA	356		-100,00	1.531		-100,00
MALI		3.160	-		9.587	-
SOUTH AFRICA	203.503	75.763	-62,77	300.208	158.441	-47,22
MAURITIUS		2.168	-		6.188	-
AUSTRALIA	495.238	713.534	44,08	1.016.389	1.579.752	55,43
NEW ZEALAND	3.134.017	1.364.990	-56,45	2.296.189	895.004	-61,02
NEW CALEDONIA		1.958	-		3.617	-
FIJI	121.050	96.000	-20,69	76.095	59.040	-22,41
EAST TIMOR	22.197	30.089	35,55	37.699	37.316	-1,02
UNITED STATES	16.346.775	18.405.565	12,59	24.900.562	28.722.546	15,35
CANADA	449.960	375.569	-16,53	995.141	941.416	-5,40
MEXICO	47.100	26.000	-44,80	92.392	69.935	-24,31
SURINAME	1.125		-100,00	2.835		-100,00
CHILE	35.000	12.500	-64,29	72.840	31.666	-56,53
ARGENTINA	25.000	15.000	-40,00	51.200	28.050	-45,21
BRAZIL	502.600	460.225	-8,43	1.032.130	1.115.340	8,06
COLOMBIA		5.600	-		16.688	-
PARAGUAY	3.000		-100,00	6.750		-100,00
ECUADOR	27.196	11.200	-58,82	68.938	31.360	-54,51
PERU	5.301	16.002	201,87	18.988	45.713	140,75
PUERTO RICO	22.000	22.000	0,00	55.000	55.000	0,00
COSTA RICA		2.000	-		4.060	-
NETHERLANDS ANTILLES	17		-100,00	34		-100,00
UNITED KINGDOM	545.730	724.000	32,67	1.396.693	1.839.937	31,74
NETHERLANDS	717.217	1.752.047	144,28	1.587.702	4.030.647	153,87
FRANCE	110.047	201.694	83,28	283.414	543.580	91,80
GERMANY, FED. REP. OF	702.693	1.251.654	78,12	1.638.563	3.326.296	103,00
AUSTRIA	8.000		-100,00	19.440		-100,00
BELGIUM	185.055	276.140	49,22	565.235	886.096	56,77
SWITZERLAND	10.012	3.007	-69,96	34.823	9.823	-71,79
NORWAY	9.000		-100,00	24.735		-100,00
FINLAND	21.250	39.350	85,18	49.075	95.615	94,83
ITALY	20.375	40.672	99,62	48.752	91.142	86,95
SPAIN	51.800	120.800	133,20	114.810	279.091	143,09
PORTUGAL	57.500	28.100	-51,13	129.075	67.485	-47,72
GREECE	226.000	414.499	83,41	501.980	912.961	81,87
HUNGARY	29.810	97.676	227,66	60.913	202.510	232,46
POLAND	138.708	118.850	-14,32	323.578	270.418	-16,43
ROMANIA	6.102	2.000	-67,22	20.848	5.800	-72,18
BULGARIA	35.200	14.200	-59,66	83.240	35.796	-57,00
UKRAINE	65.000	29.270	-54,97	156.471	66.368	-57,58
LITHUANIA	22.800		-100,00	50.388		-100,00

https://www.bps.go.id

TABEL 6. PERKEMBANGAN EKSPOR INDONESIA MENURUT KOMODITI DAN NEGARA TUJUAN
JANUARI-AGUSTUS 2020 DAN 2021

KOMODITI / NEGARA TUJUAN	BERAT BERSIH (KG)		PERUB	NILAI FOB (US $)		PERUB
	JAN-AGT 2020	JAN-AGT 2021	%	JAN-AGT 2020	JAN-AGT 2021	%
(1)	(2)	(3)	(4)	(5)	(6)	(7)
ESTONIA	20.995	17.525	-16,53	67.546	56.521	-16,32
SLOVAKIA	12.000	25.796	114,97	26.570	57.271	115,55
SLOVENIA	67.001	47.700	-28,81	137.611	109.580	-20,37
CZECH REPUBLIC	23.500	13.500	-42,55	52.950	33.075	-37,54
RUSSIA FEDERATION	106.840	110.500	3,43	249.291	251.775	1,00
SERBIA	17.200	11.201	-34,88	42.614	28.764	-32,50
BUAH DAN SAYUR BEKU	**13.345.160**	**12.652.270**	**-5,19**	**21.494.895**	**20.638.080**	**-3,99**
JAPAN	8.987.185	7.677.244	-14,58	15.873.150	13.740.957	-13,43
HONG KONG	37.580	58.142	54,72	45.580	54.796	20,22
KOREA, REPUBLIC OF	69.404	189.346	172,82	118.972	367.858	209,20
TAIWAN	64.193	17.442	-72,83	49.136	17.696	-63,99
CHINA	43.500	20.000	-54,02	54.695	32.050	-41,40
THAILAND	207.206	86.425	-58,29	368.810	138.873	-62,35
SINGAPORE	1.182.978	1.305.931	10,39	1.260.183	1.315.689	4,40
PHILIPPINES		216.000	-		328.320	-
MALAYSIA	305.213	621.775	103,72	324.219	605.518	86,76
LAO PEOPLE'S DEM. REP.		16.500	-		28.995	-
VIET NAM	75.240		-100,00	140.218		-100,00
MALDIVES	800		-100,00	79		-100,00
INDIA		18.000	-		40.570	-
SAUDI ARABIA	147.428	460.082	212,07	207.772	575.302	176,89
KUWAIT	23.330	11.620	-50,19	61.823	30.843	-50,11
LEBANON		5	-		5	-
UNITED ARAB EMIRATES	38.645	19.037	-50,74	72.856	42.799	-41,26
QATAR	924	2.842	207,70	3.060	5.490	79,39
BAHRAIN	29	8.050	27.658,62	69	9.352	13.503,27
EGYPT	5.000		-100,00	13.150		-100,00
AUSTRALIA	35.005	62.670	79,03	84.458	150.204	77,84
NEW ZEALAND	25.000		-100,00	11.250		-100,00
EAST TIMOR	24	350	1.358,33	19	110	475,54
UNITED STATES	1.104.291	830.171	-24,82	1.265.727	1.432.938	13,21
CANADA	62.000	74.992	20,95	125.434	143.465	14,38
PUERTO RICO		33.932	-		74.445	-
NETHERLANDS	465.029	397.504	-14,52	880.759	843.349	-4,25
FRANCE	700	4.855	593,50	2.926	12.095	313,31
GERMANY, FED. REP. OF	22.000	44.000	100,00	47.520	96.800	103,70
BELGIUM	43.289	71.000	64,01	115.774	177.750	53,53
HUNGARY		2.275	-		7.030	-
CZECH REPUBLIC	9		-100,00	51		-100,00
RUSSIA FEDERATION	399.158	402.080	0,73	367.204	364.779	-0,66
KERUPUK, KERIPIK, PEYEK DAN SEJENISNYA	**8.958.770**	**15.982.729**	**78,40**	**22.889.476**	**41.014.651**	**79,19**
JAPAN	12.210	12.745	4,39	64.454	74.277	15,24
HONG KONG	94.526	107.394	13,61	385.359	380.832	-1,17
KOREA, REPUBLIC OF	1.841.411	2.429.511	31,94	4.555.676	5.904.986	29,62
TAIWAN	251.530	342.662	36,23	662.979	1.341.454	102,34
CHINA	568.518	835.510	46,96	2.754.188	4.191.972	52,20
PAPUA NEW GUINEA	1.364	436	-68,04	7.787	1.244	-84,03
THAILAND		4.494.756	-		13.305.431	-
SINGAPORE	360.816	506.862	40,48	520.832	723.195	38,85
PHILIPPINES		6.478	-		19.516	-
MALAYSIA	1.399.529	2.603.133	86,00	855.221	1.261.537	47,51
CAMBODIA	2.327	3.503	50,50	15.793	5.602	-64,53
BRUNEI DARUSSALAM	20.036	31.329	56,36	43.082	47.051	9,21
VIET NAM		18.000	-		44.075	-
INDIA		76.260	-		69.759	-
SAUDI ARABIA	147.302	164.638	11,77	490.783	526.103	7,20
KUWAIT	588		-100,00	686		-100,00
YEMEN	16.700	9.680	-42,04	12.186	6.790	-44,28
OMAN	54		-100,00	228		-100,00
UNITED ARAB EMIRATES	8.100	41.594	413,51	14.433	27.539	90,81
QATAR		516	-		1.359	-
BAHRAIN		4.100	-		12.095	-
SUDAN		8	-		11	-
NIGERIA	12.546	83.640	566,67	18.192	120.442	562,07
SEYCHELLES		1.102	-		6.495	-
AUSTRALIA	48.061	65.878	37,07	179.624	442.204	146,18
NEW ZEALAND	239.947	82.413	-65,65	433.268	161.783	-62,66
NEW CALEDONIA	1.600		-100,00	6.345		-100,00
FIJI		3.746	-		13.079	-
SAMOA		2.577	-		10.196	-
EAST TIMOR	32.291	29.958	-7,22	101.802	61.410	-39,68
UNITED STATES	191.106	176.783	-7,49	941.248	971.820	3,25
CANADA	9.718	5.806	-40,26	51.730	42.688	-17,48
UNITED KINGDOM	1.031.079	934.746	-9,34	3.031.329	2.767.993	-8,69
NETHERLANDS	2.404.481	2.580.938	7,34	6.924.423	7.517.247	8,56
GERMANY, FED. REP. OF	77.872	234.288	200,86	225.599	661.077	193,03
DENMARK	168.000	75.000	-55,36	534.240	238.500	-55,36
NORWAY	826		-100,00	6.287		-100,00
SPAIN	15.536	16.736	7,72	46.657	54.891	17,65
RUSSIA FEDERATION	698		-100,00	5.047		-100,00
TEPUNG TERIGU	**38.458.340**	**33.601.312**	**-12,63**	**14.532.717**	**14.064.347**	**-3,22**
JAPAN	17	1.145	6.635,29	9	2.113	24.616,52
HONG KONG	618.062	528.941	-14,42	334.441	302.263	-9,62
KOREA, REPUBLIC OF	21.000	40.000	90,48	9.493	18.460	94,46

https://www.bpsbbo.id

TABEL 6. PERKEMBANGAN EKSPOR INDONESIA MENURUT KOMODITI DAN NEGARA TUJUAN
JANUARI-AGUSTUS 2020 DAN 2021

KOMODITI / NEGARA TUJUAN	BERAT BERSIH (KG)		PERUB	NILAI FOB (US $)		PERUB
	JAN-AGT 2020	JAN-AGT 2021	%	JAN-AGT 2020	JAN-AGT 2021	%
(1)	(2)	(3)	(4)	(5)	(6)	(7)
TAIWAN	24.091	23.082	-4,19	17.252	17.842	3,42
CHINA	5.385.051	779.511	-85,52	1.063.085	205.337	-80,68
PAPUA NEW GUINEA	18.384.731	15.221.760	-17,20	7.195.868	6.521.407	-9,37
THAILAND	163.375	48.001	-70,62	79.131	29.512	-62,70
SINGAPORE	666.616	842.888	26,44	307.925	487.631	58,36
PHILIPPINES	877.550	481.863	-45,09	373.320	246.656	-33,93
MALAYSIA	60.624	2.474.620	3.981,91	23.657	1.019.400	4.209,10
BRUNEI DARUSSALAM	177.548	136.952	-22,87	82.124	67.455	-17,86
BHUTAN		665	-		4	-
VIET NAM		1.560.000	-		385.840	-
BANGLADESH		60	-		19	-
SRI LANKA	117.500		-100,00	46.323		-100,00
SAUDI ARABIA		2	-		3	-
UNITED ARAB EMIRATES		135	-		90	-
BAHRAIN		120	-		80	-
SUDAN		9	-		2	-
AUSTRALIA	69.418	451.917	551,00	84.574	234.778	177,60
VANUATU	71.625	70.275	-1,88	27.337	27.269	-0,25
KIRIBATI	450.000	562.500	25,00	184.725	237.375	28,50
SAMOA	23.875		-100,00	8.845		-100,00
SOLOMON ISLANDS	398.690	589.015	47,74	153.048	250.260	63,52
TONGA		119.375	-		43.572	-
EAST TIMOR	10.948.566	9.668.412	-11,69	4.541.561	3.966.909	-12,65
NETHERLANDS		64	-		69	-
FRANCE		1	-		2	-
KARAGINAN	**8.823.980**	**9.253.421**	**4,87**	**58.971.590**	**59.023.755**	**0,09**
JAPAN	252.800	195.850	-22,53	3.024.757	2.536.661	-16,14
HONG KONG	1.605		-100,00	12.826		-100,00
KOREA, REPUBLIC OF	2.000	3.002	50,10	11.900	17.973	51,04
CHINA	4.647.325	3.599.199	-22,55	28.703.822	20.570.659	-28,33
THAILAND	112.350	216.800	92,97	840.861	1.469.670	74,78
SINGAPORE	22	77	251,02	69	215	209,89
PHILIPPINES	182.001	319.005	75,28	1.408.792	2.162.537	53,50
MALAYSIA	72.004	52.165	-27,55	1.224.998	776.494	-36,61
BRUNEI DARUSSALAM	1.166	1.404	20,37	9.428	11.475	21,72
VIET NAM	52.500	49.300	-6,10	406.070	351.947	-13,33
MALDIVES	2		-100,00	98		-100,00
INDIA	1.000	2.500	150,00	3.588	16.290	354,02
TURKEY	13.700	40.001	191,97	114.816	330.401	187,77
AUSTRALIA	316.838	283.459	-10,54	2.090.325	1.664.757	-20,36
NEW ZEALAND	28.000		-100,00	109.900		-100,00
EAST TIMOR	1.128	108	-90,42	4.762	1.755	-63,15
UNITED STATES	783.559	869.362	10,95	5.420.048	5.137.316	-5,22
CANADA	49.000	12.263	-74,97	224.757	78.702	-64,98
MEXICO	18.000	128.000	611,11	127.800	825.100	545,62
CHILE	67.000		-100,00	213.050		-100,00
BRAZIL	112.280	51.100	-54,49	777.123	317.326	-59,17
UNITED KINGDOM	484.000	1.109.800	129,30	3.380.360	7.082.669	109,52
NETHERLANDS	688.400	922.201	33,96	4.338.267	6.078.122	40,10
FRANCE	140.000	94.000	-32,86	824.002	678.981	-17,60
GERMANY, FED. REP. OF	251.500	477.000	89,66	1.788.796	3.044.771	70,21
BELGIUM	143.000	124.125	-13,20	878.100	843.713	-3,92
DENMARK	50.000		-100,00	380.000		-100,00
IRELAND	32.100		-100,00	221.809		-100,00
ITALY		2.500	-		35.422	-
SPAIN	70.200	228.200	225,07	505.931	1.658.715	227,85
HUNGARY		54.000	-		363.738	-
POLAND	88.500	74.000	-16,38	699.974	510.637	-27,05
UKRAINE	12.000		-100,00	72.055		-100,00
RUSSIA FEDERATION	150.000	344.000	129,33	1.152.506	2.457.707	113,25
BIJI PALA, BUNGA PALA DAN KAPULAGA BUBUK	**2.616.443**	**2.549.989**	**-2,54**	**25.590.660**	**24.158.415**	**-5,60**
JAPAN	118.052	101.473	-14,04	1.460.343	1.351.805	-7,43
HONG KONG	1.106	3.098	180,24	10.201	45.092	342,04
KOREA, REPUBLIC OF	12.775	5.048	-60,49	141.891	66.176	-53,36
TAIWAN	66	182	175,00	1.446	3.076	112,72
CHINA	118	25.984	21.883,42	245	97.947	39.864,02
THAILAND	1.001		-100,00	22.002		-100,00
SINGAPORE	3.644	10.974	201,17	54.987	153.830	179,76
PHILIPPINES		16.000	-		81.135	-
MALAYSIA	7.255	16.700	130,17	70.356	176.215	150,46
NEPAL	1.500	675	-55,00	30.150	3.038	-89,93
VIET NAM	47.520	43.500	-8,46	599.828	460.075	-23,30
INDIA	203.579	259.740	27,59	2.904.524	1.671.275	-42,46
PAKISTAN	33.850	8.510	-74,86	187.070	97.035	-48,13
SAUDI ARABIA		200	-		1.900	-
ISRAEL		10.000	-		63.850	-
LEBANON		2.000	-		9.800	-
TURKEY	20.000	13.500	-32,50	157.404	99.643	-36,70
UNITED ARAB EMIRATES	3.000		-100,00	63.700		-100,00
EGYPT		15.000	-		131.250	-
MAURITANIA	13.000		-100,00	114.319		-100,00
MAURITIUS	13		-100,00	264		-100,00
AUSTRALIA	62.800	35.506	-43,46	336.600	245.205	-27,15
NEW ZEALAND	200		-100,00	7.920		-100,00
EAST TIMOR	250	75	-70,00	25	30	20,00

https://www.bps.go.id

TABEL 6. PERKEMBANGAN EKSPOR INDONESIA MENURUT KOMODITI DAN NEGARA TUJUAN
JANUARI-AGUSTUS 2020 DAN 2021

KOMODITI / NEGARA TUJUAN	BERAT BERSIH (KG)		PERUB	NILAI FOB (US $)		PERUB
	JAN-AGT 2020	JAN-AGT 2021	%	JAN-AGT 2020	JAN-AGT 2021	%
(1)	(2)	(3)	(4)	(5)	(6)	(7)
UNITED STATES	375.379	514.661	37,10	2.749.833	3.933.340	43,04
CANADA	9.480	5.000	-47,26	64.866	109.063	68,13
MEXICO	7.000	43.000	514,29	30.700	234.650	664,33
CHILE	6.000		-100,00	19.500		-100,00
ARGENTINA	45.750	45.025	-1,58	148.268	215.262	45,18
BRAZIL	16.000	40.000	150,00	115.265	302.320	162,28
DOMINICAN REPUBLIC		8.000	-		56.192	-
UNITED KINGDOM	85.260	98.631	15,68	971.214	1.162.329	19,68
NETHERLANDS	653.000	687.945	5,35	6.996.816	8.180.036	16,91
FRANCE	68.389	24.437	-64,27	634.746	204.448	-67,79
GERMANY, FED. REP. OF	262.000	187.540	-28,42	3.152.782	2.138.836	-32,16
BELGIUM	210.500	67.125	-68,11	1.928.868	830.160	-56,96
DENMARK	14.000	6.000	-57,14	140.563	67.872	-51,71
SWEDEN	1.000		-100,00	18.700		-100,00
ITALY	191.955	124.730	-35,02	1.467.657	1.066.481	-27,33
SPAIN	119.000	103.400	-13,11	838.881	736.223	-12,24
GREECE	2.000	4.000	100,00	9.000	23.000	155,56
POLAND	2.000	8.000	300,00	16.600	70.800	326,51
ROMANIA	1.000		-100,00	5.750		-100,00
KAZAKHSTAN	8.000		-100,00	30.750		-100,00
UKRAINE		4.500	-		16.000	-
LATVIA		3.330	-		2.526	-
ESTONIA	9.000	6.500	-27,78	86.625	50.500	-41,70
RUSSIA FEDERATION	1		-100,00	1		-100,00
KOPRA	**92.091.943**	**29.129.389**	**-68,37**	**21.815.680**	**32.880.746**	**50,72**
CHINA		50.005	-		41.502	-
THAILAND	25.680	23.766	-7,45	7.447	28.978	289,13
SINGAPORE	4		-100,00	0		-100,00
MALAYSIA	70.200	23.000	-67,24	32.643	22.312	-31,65
MYANMAR	120.710	97.000	-19,64	166.685	101.699	-38,99
INDIA	8.433.368	9.719.423	15,25	7.030.583	11.067.723	57,42
PAKISTAN	3.643.792	3.559.490	-2,31	3.513.591	3.497.301	-0,46
BANGLADESH	79.530.888	15.646.605	-80,33	10.745.243	18.110.626	68,55
AFGHANISTAN	23.250		-100,00	18.525		-100,00
IRAQ	26.050		-100,00	13.025		-100,00
IRAN (ISLAMIC REPUBLIC OF)	208.000	10.100	-95,14	279.810	10.605	-96,21
SAUDI ARABIA	10.000		-100,00	8.125		-100,00
FRANCE	1		-100,00	4		-100,00
TEPUNG IKAN & BIOTA AIR LAYAK KONSUMSI	**107.681**	**74.965**	**-30,38**	**561.156**	**610.618**	**8,81**
JAPAN	12.000	2.675	-77,71	8.796	24.075	173,72
HONG KONG	12.563		-100,00	94.452		-100,00
KOREA, REPUBLIC OF	48.948	39.440	-19,42	390.206	285.659	-26,79
SINGAPORE	2.640	2.160	-18,18	24.617	18.072	-26,59
MALAYSIA	29.000	3.150	-89,14	13.317	1.876	-85,91
AUSTRALIA	1.970	2.620	32,99	22.963	29.152	26,95
NEW ZEALAND	560		-100,00	6.806		-100,00
UNITED KINGDOM		23.040	-		232.978	-
ITALY		1.880	-		18.807	-
MINYAK MAKAN DAN LEMAK NABATI DAN HEWANI LAINNYA	**136.480.370**	**212.902.975**	**56,00**	**87.255.269**	**201.762.994**	**131,23**
JAPAN	256		-100,00	13.651		-100,00
HONG KONG	500	4.000	700,00	634	5.092	703,52
KOREA, REPUBLIC OF	19.133.090	14.136.610	-26,11	10.656.830	7.532.280	-29,32
TAIWAN	660.000	400.000	-39,39	290.180	185.500	-36,07
CHINA	6.614.402	24.561.700	271,34	3.236.395	19.955.320	516,59
THAILAND	298.000	295.000	-1,01	228.265	321.570	40,88
SINGAPORE	24.430.203	18.023.493	-26,22	18.185.017	18.776.235	3,25
PHILIPPINES	163.800	203.923	24,50	133.323	215.717	61,80
MALAYSIA	18.974.215	34.969.725	84,30	11.825.428	32.962.938	178,75
NEPAL	37.720		-100,00	14.334		-100,00
VIET NAM	2.480.200	2.290.700	-7,64	1.692.219	2.392.093	41,36
INDIA	1.937.156	5.227.507	169,85	985.184	4.024.520	308,50
PAKISTAN	2.025.550	1.035.725	-48,87	988.279	590.325	-40,27
BANGLADESH		92.500	-		69.048	-
ISRAEL	18.000		-100,00	13.435		-100,00
UNITED ARAB EMIRATES		607.970	-		504.159	-
MADAGASCAR	725.000	200.000	-72,41	364.780	108.000	-70,39
SENEGAL	560	466.670	83.233,93	402	479.769	119.370,42
DJIBOUTI		273.910	-		287.606	-
SOUTH AFRICA	21.000		-100,00	10.500		-100,00
AUSTRALIA	4.282		-100,00	30.328		-100,00
NEW ZEALAND	18.000		-100,00	13.950		-100,00
UNITED STATES	72.000		-100,00	61.540		-100,00
CANADA	14.000		-100,00	12.180		-100,00
VENEZUELA	52.000		-100,00	42.325		-100,00
BRAZIL	463.500	154.500	-66,67	395.063	166.586	-57,83
COLOMBIA	148.000	26.000	-82,43	114.629	26.172	-77,17
PERU	18.000		-100,00	13.412		-100,00
UNITED KINGDOM	4.286.670	4.927.942	14,96	2.967.558	3.960.014	33,44
NETHERLANDS	42.383.329	53.616.610	26,50	31.655.909	59.239.963	87,14
GERMANY, FED. REP. OF	63		-100,00	6.226		-100,00
ITALY	10.602.874	14.990.683	41,38	2.675.092	11.177.019	317,82
SPAIN	454.000	35.042.268	7.618,56	293.050	37.299.061	12.627,89
PORTUGAL	63.000	365.540	480,22	44.730	395.459	784,10

https://www.bps.go.id

TABEL 6. PERKEMBANGAN EKSPOR INDONESIA MENURUT KOMODITI DAN NEGARA TUJUAN
JANUARI-AGUSTUS 2020 DAN 2021

KOMODITI / NEGARA TUJUAN	BERAT BERSIH (KG)		PERUB	NILAI FOB (US $)		PERUB
	JAN-AGT 2020	JAN-AGT 2021	%	JAN-AGT 2020	JAN-AGT 2021	%
(1)	(2)	(3)	(4)	(5)	(6)	(7)
GREECE	21.000		-100,00	15.085		-100,00
POLAND	288.000	216.000	-25,00	224.289	232.758	3,78
LITHUANIA		612.000	-		678.060	-
ESTONIA	18.000	54.000	200,00	13.230	62.910	375,51
SLOVENIA	54.000	108.000	100,00	37.818	114.822	203,62
LADA BUBUK	**1.801.600**	**2.523.461**	**40,07**	**7.665.666**	**11.435.390**	**49,18**
JAPAN	305.528	234.160	-23,36	1.037.458	1.266.441	22,07
HONG KONG	7.864	34.680	340,97	101.354	194.251	91,66
TAIWAN	57.106	34.344	-39,86	242.444	255.602	5,43
CHINA	113.168	9	-99,99	288.105	34	-99,99
PAPUA NEW GUINEA	199		-100,00	1.281		-100,00
THAILAND	1.825	50.000	2.639,73	4.818	206.236	4.180,53
SINGAPORE	3.485	41.431	1.088,67	20.952	233.568	1.014,78
PHILIPPINES		5	-		92	-
MALAYSIA	10.812	36.103	233,93	81.205	175.706	116,37
CAMBODIA		9.723	-		1.680	-
BRUNEI DARUSSALAM	793	56	-93,00	11.031	1.296	-88,26
VIET NAM		137.600	-		540.539	-
INDIA	10.042	153.175	1.425,34	29.156	614.930	2.009,11
PAKISTAN		18.857	-		36.441	-
SAUDI ARABIA	300.054	511.295	70,40	1.843.055	2.286.335	24,05
UNITED ARAB EMIRATES	1	58	5.665,00	29	543	1.792,13
TUNISIA		26.000	-		28.600	-
SUDAN	65.625	36.950	-43,70	386.794	217.783	-43,70
ETHIOPIA	12.000	2.750	-77,08	72.492	16.613	-77,08
NIGERIA	322.575	425.000	31,75	1.367.395	1.801.575	31,75
SENEGAL		32	-		173	-
MAURITIUS	360	75	-79,17	1.920	381	-80,16
AUSTRALIA	4.679	7.215	54,20	18.212	32.088	76,19
NEW ZEALAND	81	106	30,86	241	90	-62,67
EAST TIMOR	25.909	31.990	23,47	17.234	27.606	60,19
UNITED STATES	92.042	241.436	162,31	393.975	1.049.388	166,36
CANADA		28.010	-		133.409	-
MEXICO	43.000	40.500	-5,81	130.680	151.565	15,98
CHILE	12.000		-100,00	26.052		-100,00
UNITED KINGDOM	47.000	18.000	-61,70	181.209	78.826	-56,50
NETHERLANDS	290.915	321.908	10,65	1.154.888	1.733.732	50,12
FRANCE	13	50.041	387.815,50	16	185.200	1.127.104,96
GERMANY, FED. REP. OF	10.025	23.422	133,64	54.234	114.656	111,41
BELGIUM	61.000	7.000	-88,52	178.807	23.184	-87,03
NORWAY		19	-		368	-
ITALY		1.500	-		26.400	-
ROMANIA		10	-		60	-
CROATIA	3.500		-100,00	20.629		-100,00
MAKANAN HEWAN	**73.697.604**	**89.212.002**	**21,05**	**50.940.930**	**68.684.053**	**34,83**
JAPAN	1.461.196	1.100.923	-24,66	1.742.540	1.106.182	-36,52
HONG KONG		12.750	-		58.943	-
KOREA, REPUBLIC OF	366.353	474.000	29,38	96.169	257.249	167,50
TAIWAN	101.516	70.908	-30,15	79.695	76.294	-4,27
CHINA	17.232	601.048	3.388,06	211.690	685.667	223,90
THAILAND	87.003	10.000	-88,51	60.268	60.900	1,05
SINGAPORE	14.958	15.756	5,34	39.446	38.072	-3,48
PHILIPPINES	716.580	352.883	-50,75	2.818.989	887.174	-68,53
MALAYSIA	613.514	105.661	-82,78	462.217	143.283	-69,00
MYANMAR	5.000	14.025	180,50	5.041	102.940	1.941,93
CAMBODIA	19.000	57.000	200,00	9.025	41.705	362,11
BRUNEI DARUSSALAM		250	-		690	-
VIET NAM	1.363.700	2.113.575	54,99	810.684	1.767.171	117,99
MALDIVES		1.500	-		2.303	-
INDIA	19.500	925.759	4.647,48	11.115	1.281.379	11.428,38
PAKISTAN		19.000	-		13.585	-
BANGLADESH	5.043.000	4.648.970	-7,81	6.186.247	5.643.987	-8,77
SRI LANKA	48.460	63.000	30,00	24.315	49.260	102,59
IRAQ		27.025	-		23.350	-
SAUDI ARABIA	408.000	304.000	-25,49	242.918	206.394	-15,04
ISRAEL	13.244.700	5.591.600	-57,78	7.397.801	4.170.258	-43,63
KUWAIT	96.000	24.020	-74,98	47.040	19.134	-59,32
JORDAN	96.000	48.000	-50,00	65.836	33.600	-48,96
TURKEY	3.708.000	3.758.000	1,35	2.361.264	2.417.723	2,39
UNITED ARAB EMIRATES	25.000	85.018	240,07	15.500	77.369	399,16
QATAR		193.000	-		164.854	-
BAHRAIN		11	-		240	-
TUNISIA	576.000	400.000	-30,56	342.714	191.572	-44,10
MADAGASCAR	20.000		-100,00	8.600		-100,00
KENYA	34.000		-100,00	15.900		-100,00
GHANA	18.000		-100,00	10.801		-100,00
NIGERIA	180.000		-100,00	112.722		-100,00
SOUTH AFRICA	608.000	228.000	-62,50	390.496	186.237	-52,31
ZAMBIA	24.000		-100,00	10.320		-100,00
AUSTRALIA	756.250	433.250	-42,71	1.030.014	698.947	-32,14
NEW ZEALAND	530.000	451.000	-14,91	303.154	350.584	15,65
EAST TIMOR	3.641.884	2.801.718	-23,07	1.491.212	1.284.397	-13,87
UNITED STATES	19.501.135	27.677.888	41,93	10.871.278	20.729.789	90,68
CANADA	182.000	156.000	-14,29	102.180	123.463	20,83
BRAZIL	52.000		-100,00	28.961		-100,00
ECUADOR	268.000		-100,00	180.052		-100,00

https://www.bpsntb.go.id

TABEL 6. PERKEMBANGAN EKSPOR INDONESIA MENURUT KOMODITI DAN NEGARA TUJUAN
JANUARI-AGUSTUS 2020 DAN 2021

KOMODITI / NEGARA TUJUAN	BERAT BERSIH (KG)		PERUB	NILAI FOB (US $)		PERUB
	JAN-AGT 2020	JAN-AGT 2021	%	JAN-AGT 2020	JAN-AGT 2021	%
(1)	(2)	(3)	(4)	(5)	(6)	(7)
PERU	732.000	52.000	-92,90	384.345	35.816	-90,68
COSTA RICA	156.000	26.000	-83,33	85.566	18.996	-77,80
UNITED KINGDOM	456.000	53.963	-88,17	253.228	43.092	-82,98
NETHERLANDS	642.000	6.736.000	949,22	445.046	4.610.285	935,91
FRANCE		944.000	-		707.345	-
GERMANY, FED. REP. OF	4.242.000	17.924.000	322,54	2.985.917	12.690.488	325,01
BELGIUM	1.548.000	798.000	-48,45	898.073	604.362	-32,70
DENMARK	1.384.000	512.000	-63,01	1.198.714	467.625	-60,99
SWEDEN	2.384.000	2.208.000	-7,38	1.617.388	1.477.196	-8,67
FINLAND	2.416.000	544.000	-77,48	1.677.198	392.831	-76,58
ITALY		176.000	-		121.346	-
SPAIN	2.262.000	865.500	-61,74	1.521.595	731.847	-51,90
PORTUGAL	432.000	474.000	9,72	297.038	279.973	-5,74
GREECE	96.000	438.000	356,25	66.693	289.787	334,51
POLAND	546.000	3.492.000	539,56	379.437	2.427.426	539,74
ROMANIA	704.000		-100,00	458.823		-100,00
BULGARIA	288.000	658.000	128,47	201.195	498.787	147,91
MOLDOVA, REPUBLIC OF	455.124		-100,00	243.491		-100,00
UKRAINE	164.000		-100,00	96.947		-100,00
LITHUANIA	18.000		-100,00	13.892		-100,00
LATVIA	691.500	192.000	-72,23	377.450	136.440	-63,85
GEORGIA	211.000	144.000	-31,75	139.614	102.385	-26,67
RUSSIA FEDERATION	24.000	209.000	770,83	13.080	153.330	1.072,25
DAGING TERNAK	**1.347.943**	**866.208**	**-35,74**	**9.278.415**	**5.138.675**	**-44,62**
HONG KONG	57.806	74.258	28,46	65.544	99.319	51,53
SINGAPORE	8		-100,00	50		-100,00
SAUDI ARABIA		20	-		6	-
AUSTRALIA		69	-		72	-
EAST TIMOR	316		-100,00	80		-100,00
FRANCE	221.109	572.417	158,88	1.690.508	3.532.869	108,98
BELGIUM	1.068.704	219.444	-79,47	7.522.234	1.506.409	-79,97
ES KRIM	**7.432.725**	**11.703.901**	**57,46**	**15.998.250**	**24.186.348**	**51,18**
HONG KONG	20	25.455	127.175,00	6	13.490	224.733,33
KOREA, REPUBLIC OF		5.310	-		12.368	-
PAPUA NEW GUINEA	3.266	3.509	7,44	9.964	13.477	35,25
THAILAND	926.931	1.353.361	46,00	1.727.452	2.974.868	72,21
SINGAPORE	202.778	150.937	-25,57	621.500	441.715	-28,93
PHILIPPINES	2.334.450	5.136.044	120,01	4.133.979	9.010.026	117,95
MALAYSIA	1.479.744	2.095.714	41,63	5.379.707	6.994.399	30,01
CAMBODIA	301.515	152.536	-49,41	193.705	181.163	-6,48
BRUNEI DARUSSALAM	46.000	63.315	37,64	64.520	94.689	46,76
VIET NAM	835.785	1.686.241	101,76	1.472.927	2.849.472	93,46
UNITED ARAB EMIRATES		528	-		2.566	-
SENEGAL		441	-		277	-
AUSTRALIA	680.137	257.477	-62,14	1.780.000	647.304	-63,63
NEW ZEALAND	61.236	68.685	12,16	151.668	199.392	31,47
VANUATU	2.424	9.870	307,18	1.332	4.995	275,00
FIJI	37.916	43.302	14,20	105.418	143.320	35,95
SOLOMON ISLANDS	252.918	441.716	74,65	152.565	241.207	58,10
EAST TIMOR	267.604	209.460	-21,73	203.508	361.621	77,69
OLAHAN SUSU BUBUK DAN SUSU KENTAL	**5.197.381**	**4.461.739**	**-14,15**	**13.384.611**	**13.548.503**	**1,22**
JAPAN		193	-		747	-
HONG KONG	9.467	6.783	-28,35	27.668	16.667	-39,76
KOREA, REPUBLIC OF		1.776	-		3.931	-
TAIWAN	8.218	13.237	61,08	22.382	29.655	32,50
CHINA	2.773	136	-95,08	2.933	1.428	-51,31
MONGOLIA	982	1.429	45,45	9.229	13.425	45,45
PAPUA NEW GUINEA	52	20.240	38.823,08	88	24.640	27.916,56
THAILAND	4		-100,00	3		-100,00
SINGAPORE	297.344	261.554	-12,04	256.594	278.258	8,44
PHILIPPINES	2.182.029	2.372.900	8,75	5.341.297	6.811.504	27,53
MALAYSIA	23.103	19.973	-13,55	112.473	175.337	55,89
MYANMAR	102.301	18.933	-81,49	645.753	198.537	-69,25
CAMBODIA	2.872	1.374	-52,17	27.935	14.043	-49,73
BRUNEI DARUSSALAM	5.171	4.880	-5,63	5.107	5.066	-0,80
VIET NAM	1.627.467	774.951	-52,38	1.662.190	841.671	-49,36
MALDIVES	263	3.471	1.221,17	1.677	8.981	435,68
PAKISTAN	189.929	224.886	18,40	1.726.843	2.063.767	19,51
BANGLADESH	298	648	117,39	3.047	5.616	84,31
SRI LANKA	34.237	51.887	51,55	321.247	489.991	52,53
IRAQ	640	996	55,71	4.153	6.510	56,77
SAUDI ARABIA	19.496	36.063	84,98	48.073	55.317	15,07
KUWAIT	6.523	11.112	70,34	44.979	74.448	65,52
PALESTINA	130		-100,00	1.004		-100,00
YEMEN	292		-100,00	1.886		-100,00
OMAN	15.214	27.431	80,30	29.939	33.050	10,39
UNITED ARAB EMIRATES	33.826	31.812	-5,95	75.264	48.540	-35,51
QATAR	1.135		-100,00	7.268		-100,00
BAHRAIN	365	233	-36,07	2.424	1.570	-35,24
LIBYAN ARAB JAMAHIRIYA		115	-		850	-
SOMALIA	1.495		-100,00	16.209		-100,00
EQUATORIAL GUINEA		15.974	-		18.820	-
TOGO	3	15.974	532.366,67	5	16.673	333.365,60
NIGERIA	143	4.730	3.210,94	1.252	25.266	1.917,40

https://www.bps.go.id

TABEL 6. PERKEMBANGAN EKSPOR INDONESIA MENURUT KOMODITI DAN NEGARA TUJUAN
JANUARI-AGUSTUS 2020 DAN 2021

KOMODITI / NEGARA TUJUAN	BERAT BERSIH (KG)		PERUB	NILAI FOB (US $)		PERUB
	JAN-AGT 2020	JAN-AGT 2021	%	JAN-AGT 2020	JAN-AGT 2021	%
(1)	(2)	(3)	(4)	(5)	(6)	(7)
MALI	438	60	-86,29	2.176	256	-88,23
AUSTRALIA		72	-		753	-
VANUATU		722	-		1.195	-
KIRIBATI		533	-		2.992	-
SAMOA		14.232	-		58.451	-
TONGA		1.776	-		3.220	-
TUVALU	799		-100,00	1.370		-100,00
EAST TIMOR	630.332	520.278	-17,46	2.981.871	2.211.342	-25,84
UNITED STATES	7	3	-62,37	107	11	-89,75
FRANCE	34	131	285,00	167	534	220,31
GERMANY, FED. REP. OF		240	-		5.442	-
FILLET IKAN SEGAR ATAU DINGIN	**1.339.142**	**1.294.243**	**-3,35**	**14.745.379**	**14.159.813**	**-3,97**
JAPAN	877.710	388.558	-55,73	10.349.168	4.314.092	-58,31
HONG KONG	46	2.164	4.655,49	166	9.690	5.734,71
KOREA, REPUBLIC OF		18.500	-		45.955	-
TAIWAN	3.874	12	-99,69	14.158	24	-99,83
CHINA	3.324	90	-97,29	8.413	90	-98,93
THAILAND	38.960	25.641	-34,19	375.453	220.432	-41,29
SINGAPORE	66.175	64.834	-2,03	513.030	568.759	10,86
PHILIPPINES		18.790	-		20.349	-
MALAYSIA	9.392	32.676	247,90	64.850	93.916	44,82
VIET NAM	4.431		-100,00	45.491		-100,00
KUWAIT	460		-100,00	5.198		-100,00
UNITED ARAB EMIRATES	2.050	485	-76,33	23.110	17.493	-24,30
AUSTRALIA	90.845	293.812	223,42	874.858	3.509.709	301,17
UNITED STATES	220.837	387.806	75,61	2.290.461	4.440.217	93,86
CANADA	567		-100,00	5.517		-100,00
DOMINICAN REPUBLIC	906		-100,00	14.400		-100,00
NETHERLANDS		2.918	-		47.799	-
FRANCE	14.515	18.553	27,82	104.242	281.441	169,99
GERMANY, FED. REP. OF	5.050	33.005	553,56	56.865	481.119	746,08
SWITZERLAND		6.400	-		108.727	-
KEPITING DIBEKUKAN	**683.138**	**655.267**	**-4,08**	**4.938.403**	**6.756.939**	**36,82**
JAPAN	123.153	103.013	-16,35	1.790.425	1.874.198	4,68
HONG KONG	11.445	64.419	462,86	58.026	411.898	609,85
TAIWAN	49.755	47.653	-4,23	323.770	432.065	33,45
CHINA	4.330	120	-97,23	20.278	362	-98,21
THAILAND	31		-100,00	71		-100,00
SINGAPORE	30.117	53.920	79,04	172.505	336.926	95,31
MALAYSIA	240.489	168.354	-30,00	325.023	421.766	29,77
UNITED ARAB EMIRATES	3.200	11.050	245,31	35.440	130.495	268,21
CYPRUS	840	204	-75,71	15.308	2.934	-80,83
AUSTRALIA	12.228	38.721	216,65	53.805	335.609	523,75
UNITED STATES	165.330	114.852	-30,53	1.669.391	2.044.903	22,49
CANADA	16.348	31.224	91,00	307.498	384.977	25,20
UNITED KINGDOM		6.948	-		130.670	-
NETHERLANDS	6.144	12.288	100,00	114.936	206.548	79,71
BELGIUM	19.728		-100,00	51.927		-100,00
DENMARK		2.502	-		43.586	-
OLAHAN PRODUK SUSU LAINNYA	**10.010.822**	**15.316.252**	**53,00**	**13.583.970**	**22.354.547**	**64,57**
JAPAN	13.337	9.917	-25,65	19.659	14.740	-25,02
HONG KONG	74.792	80.524	7,66	250.907	147.763	-41,11
KOREA, REPUBLIC OF	60.187	68.049	13,06	52.741	116.878	121,61
TAIWAN	68.846	76.088	10,52	158.986	193.013	21,40
CHINA	25.340	9	-99,96	25.365	28	-99,89
PAPUA NEW GUINEA	3.432.972	4.995.912	45,53	3.288.878	4.687.421	42,52
THAILAND	313.034	890.733	184,55	873.761	913.326	4,53
SINGAPORE	105.806	210.357	98,81	348.187	1.156.620	232,18
PHILIPPINES	1.268.541	3.765.746	196,86	2.685.631	8.406.276	213,01
MALAYSIA	336.189	333.448	-0,82	1.215.868	1.196.528	-1,59
MYANMAR		5.314	-		55.769	-
CAMBODIA	781.031	121.912	-84,39	616.862	103.039	-83,30
BRUNEI DARUSSALAM	219.710	201.173	-8,44	297.475	261.838	-11,98
VIET NAM	414.176	556.628	34,39	408.170	540.681	32,46
MALDIVES	636.602	849.877	33,50	712.525	993.300	39,41
INDIA		716	-		5.970	-
BANGLADESH	4		-100,00	47		-100,00
SAUDI ARABIA		2.700	-		3.186	-
UNITED ARAB EMIRATES		47	-		116	-
QATAR	1.495		-100,00	19.507		-100,00
ANGOLA	11.988		-100,00	18.495		-100,00
NIGERIA		18.038	-		17.201	-
SIERRA LEONE	24	19	-22,92	152	114	-25,00
SENEGAL		92	-		599	-
SEYCHELLES	1.920		-100,00	2.632		-100,00
COMOROS	21.291	21.291	0,00	20.798	20.798	0,00
MAYOTTE		0	-		27	-
AUSTRALIA	1.763	2.494	41,53	6.450	6.689	3,70
NEW ZEALAND	1.358	1.851	36,29	2.323	3.253	40,00
NORTHERN MARIANA ISLANDS	480		-100,00	6.323		-100,00
VANUATU		8.465	-		8.913	-
FIJI	15.984	26.640	66,67	24.985	39.281	57,22
KIRIBATI	27.246	24.008	-11,88	29.724	23.456	-21,09
SAMOA	16.850	10.592	-37,14	36.370	28.175	-22,53
SOLOMON ISLANDS	29.366	39.024	32,89	30.066	39.865	32,59

https://www.bps.go.id

TABEL 6. PERKEMBANGAN EKSPOR INDONESIA MENURUT KOMODITI DAN NEGARA TUJUAN
JANUARI-AGUSTUS 2020 DAN 2021

KOMODITI / NEGARA TUJUAN	BERAT BERSIH (KG)		PERUB	NILAI FOB (US $)		PERUB
	JAN-AGT 2020	JAN-AGT 2021	%	JAN-AGT 2020	JAN-AGT 2021	%
(1)	(2)	(3)	(4)	(5)	(6)	(7)
TONGA	12.404	51.346	313,95	19.089	76.409	300,28
EAST TIMOR	2.077.765	2.840.427	36,71	2.343.956	3.166.947	35,11
UNITED STATES	21.492	102.772	378,19	36.480	126.214	245,98
GUYANA	18.648		-100,00	19.950		-100,00
NETHERLANDS		44	-		117	-
SWITZERLAND	181		-100,00	11.608		-100,00
KECAP	**9.514.908**	**9.538.335**	**0,25**	**14.074.083**	**14.315.679**	**1,72**
JAPAN	111.416	104.973	-5,78	182.805	185.603	1,53
HONG KONG	235.825	202.192	-14,26	391.738	403.596	3,03
KOREA, REPUBLIC OF	102.002	28.477	-72,08	211.375	114.566	-45,80
TAIWAN	323.596	247.283	-23,58	601.768	495.357	-17,68
CHINA		48.719	-		86.979	-
PAPUA NEW GUINEA	1.066	756	-29,07	2.611	1.478	-43,38
THAILAND	2.673	357	-86,63	3.320	580	-82,53
SINGAPORE	256.072	237.090	-7,41	373.903	306.870	-17,93
PHILIPPINES	151.284	158.623	4,85	212.631	236.644	11,29
MALAYSIA	2.307.004	1.942.616	-15,79	2.589.082	2.321.956	-10,32
MYANMAR	806.366	457.000	-43,33	1.382.917	769.919	-44,33
CAMBODIA		15.088	-		26.125	-
BRUNEI DARUSSALAM	303.624	291.717	-3,92	476.632	514.736	7,99
VIET NAM	339	9.337	2.658,20	619	17.611	2.743,96
INDIA	2.880	17.221	497,96	6.608	32.551	392,60
BANGLADESH	1.135		-100,00	2.632		-100,00
SAUDI ARABIA	1.085.383	1.142.086	5,22	1.950.934	1.853.075	-5,02
KUWAIT	132.853	172.544	29,88	257.120	255.218	-0,74
YEMEN	22.300		-100,00	14.305		-100,00
OMAN	23.174	22.758	-1,79	41.855	40.108	-4,18
TURKEY		2.836	-		4.165	-
UNITED ARAB EMIRATES	98.527	216.574	119,81	170.764	326.644	91,28
QATAR	44.044	41.408	-5,98	72.343	69.324	-4,17
BAHRAIN	3.134	4.704	50,11	7.778	11.703	50,46
EGYPT	1.800	420	-76,67	500	840	68,00
SENEGAL		279	-		904	-
GAMBIA	38	49	31,20	85	75	-11,65
MAURITIUS	1.005		-100,00	1.400		-100,00
AUSTRALIA	1.369.556	1.635.925	19,45	2.162.132	2.664.200	23,22
NEW ZEALAND	145.206	163.121	12,34	230.349	258.962	12,42
NEW CALEDONIA	174		-100,00	1.009		-100,00
KIRIBATI	337		-100,00	890		-100,00
SOLOMON ISLANDS	9.650	5.543	-42,56	7.974	9.977	25,12
TONGA		1.746	-		8.949	-
EAST TIMOR	291.943	242.371	-16,98	381.114	336.663	-11,66
UNITED STATES	538.208	685.326	27,33	937.647	1.119.963	19,44
CANADA	115.941	97.961	-15,51	190.150	167.251	-12,04
SURINAME	825	330	-60,00	3.225	1.350	-58,14
CHILE	196	392	100,00	617	1.200	94,47
UNITED KINGDOM		43.422	-		70.305	-
NETHERLANDS	971.511	1.230.628	26,67	1.099.004	1.439.134	30,95
FRANCE		13	-		28	-
GERMANY, FED. REP. OF	10.921	20.609	88,71	45.948	93.734	104,00
NORWAY	42.903	41.814	-2,54	58.298	58.073	-0,39
ITALY		500	-		4.128	-
SPAIN		3.108	-		3.868	-
ROMANIA		420	-		1.268	-
BIOTA AIR LAINNYA DIKERINGKAN/DIASINKAN/DIASAPI	**5.632.156**	**6.247.709**	**10,93**	**15.527.010**	**13.904.849**	**-10,45**
JAPAN	156.353	89.777	-42,58	1.126.934	827.220	-26,60
HONG KONG	24.853	32.043	28,93	286.115	436.948	52,72
KOREA, REPUBLIC OF	350.241	83.389	-76,19	1.604.475	533.202	-66,77
TAIWAN	304.626	468.457	53,78	801.197	1.711.097	113,57
CHINA	2.732.715	3.635.779	33,05	9.070.528	7.777.186	-14,26
MACAU		862	-		2.753	-
THAILAND	12.624	702.526	5.465,00	13.016	427.539	3.184,72
SINGAPORE	54.142	37.145	-31,39	419.297	762.622	81,88
MALAYSIA	1.893.960	1.132.349	-40,21	1.373.268	906.143	-34,02
MYANMAR	768		-100,00	4.593		-100,00
VIET NAM	65.246	48.699	-25,36	299.939	316.326	5,46
QATAR		270	-		2.501	-
SAINT HELENA	1		-100,00	15		-100,00
AUSTRALIA	4.272	1.108	-74,06	76.199	8.647	-88,65
NEW ZEALAND	500	2.595	419,00	1.750	17.202	882,97
AMERICAN SAMOA	1.440		-100,00	31.761		-100,00
UNITED STATES	16.220	3.981	-75,45	298.772	139.567	-53,29
BRAZIL		40	-		42	-
UNITED KINGDOM	156		-100,00	9.600		-100,00
GERMANY, FED. REP. OF	98		-100,00	1.721		-100,00
DENMARK		7.380	-		28.896	-
ITALY		1.307	-		6.957	-
SPAIN	13.838		-100,00	107.717		-100,00
GREECE	3		-100,00	13		-100,00
SLOVAKIA	100		-100,00	100		-100,00
BUAH DAN SAYUR YANG DIASINKAN ATAU DIMANISKAN	**2.779.546**	**2.297.122**	**-17,36**	**8.501.820**	**7.469.009**	**-12,15**
JAPAN	2.071	4.962	139,58	24.641	38.737	57,21
HONG KONG	207.480	174.711	-15,79	659.795	580.197	-12,06

https://www.bps.go.id

TABEL 6. PERKEMBANGAN EKSPOR INDONESIA MENURUT KOMODITI DAN NEGARA TUJUAN
JANUARI-AGUSTUS 2020 DAN 2021

KOMODITI / NEGARA TUJUAN	BERAT BERSIH (KG)		PERUB	NILAI FOB (US $)		PERUB
	JAN-AGT 2020	JAN-AGT 2021	%	JAN-AGT 2020	JAN-AGT 2021	%
(1)	(2)	(3)	(4)	(5)	(6)	(7)
KOREA, REPUBLIC OF	214.034	116.681	-45,48	540.046	361.004	-33,15
TAIWAN	75.683	55.468	-26,71	244.939	186.806	-23,73
CHINA	19.972	60.444	202,65	100.328	553.513	451,70
MACAU		18	-		1.640	-
PAPUA NEW GUINEA	1.404	198	-85,90	3.393	1.012	-70,17
THAILAND	159.068	21.465	-86,51	536.043	109.506	-79,57
SINGAPORE	132.047	115.469	-12,55	544.638	436.348	-19,88
PHILIPPINES	72.423	128.973	78,08	190.179	379.176	99,38
MALAYSIA	653.730	432.244	-33,88	1.138.576	837.159	-26,47
CAMBODIA	738	13.023	1.664,66	2.302	9.380	307,54
BRUNEI DARUSSALAM	65.845	82.936	25,96	216.167	274.378	26,93
VIET NAM	26.048		-100,00	27.645		-100,00
MALDIVES	2	14	620,00	68	450	561,76
SRI LANKA	2.480		-100,00	5.515		-100,00
SAUDI ARABIA	32.205	8.203	-74,53	104.352	29.682	-71,56
ISRAEL	207.430		-100,00	780.278		-100,00
KUWAIT	1.280	864	-32,52	16.825	12.182	-27,59
JORDAN	290.638	404.070	39,03	1.123.604	1.486.636	32,31
OMAN	100	200	100,00	300	600	100,00
UNITED ARAB EMIRATES	2.338	3.564	52,46	8.883	9.747	9,73
QATAR	400	13	-96,75	2.373	88	-96,29
BAHRAIN		232	-		1.127	-
EGYPT		750	-		300	-
LIBYAN ARAB JAMAHIRIYA		5.328	-		28.305	-
NIGERIA	1.680		-100,00	1.372		-100,00
SOUTH AFRICA	336	1.722	412,50	5.760	28.536	395,42
AUSTRALIA	113.975	112.250	-1,51	365.023	446.045	22,20
NEW ZEALAND	2.820	2.768	-1,84	44.556	43.618	-2,11
NORTHERN MARIANA ISLANDS		152	-		685	-
SOLOMON ISLANDS	282	734	160,06	896	3.316	270,09
EAST TIMOR	62.277	99.921	60,45	131.688	194.130	47,42
UNITED STATES	237.388	188.484	-20,60	921.160	718.543	-22,00
CANADA	91.989	124.434	35,27	280.826	225.044	-19,86
SURINAME	125	250	100,00	773	1.545	100,00
UNITED KINGDOM	36.684	43.367	18,22	143.437	149.287	4,08
NETHERLANDS	51.296	49.561	-3,38	166.533	169.478	1,77
FRANCE	70	78	11,83	1.083	1.354	25,00
GERMANY, FED. REP. OF	9.370	39.125	317,56	98.810	64.687	-34,53
BELGIUM		595	-		8.784	-
SWITZERLAND	828	120	-85,50	26.099	24.191	-7,31
DENMARK	745	1.605	115,28	10.248	25.034	144,28
SWEDEN	312		-100,00	4.368		-100,00
ITALY		216	-		990	-
KYRGYZSTAN		250	-		1.375	-
CZECH REPUBLIC	114	317	177,89	1.892	5.191	174,38
RUSSIA FEDERATION	1.838	1.344	-26,89	26.407	19.200	-27,29
MAKANAN BAYI	**12.549.261**	**11.951.023**	**-4,77**	**41.613.126**	**41.971.338**	**0,86**
JAPAN	878	27	-96,93	1.557	300	-80,70
HONG KONG	16.044	15.602	-2,76	28.136	41.199	46,43
KOREA, REPUBLIC OF	6.984	5.994	-14,18	31.064	25.925	-16,54
TAIWAN	18.949	18.522	-2,25	36.602	29.425	-19,61
CHINA	12	14	17,24	14	129	850,56
PAPUA NEW GUINEA	5.527	2.458	-55,53	17.826	8.342	-53,20
SINGAPORE	61.367	142.529	132,26	50.765	415.756	718,97
PHILIPPINES	345.047	309.207	-10,39	1.108.762	999.204	-9,88
MALAYSIA	8.274.271	7.802.964	-5,70	21.951.165	21.851.087	-0,46
MYANMAR	178.898	132.403	-25,99	911.401	694.369	-23,81
CAMBODIA	2.749.528	2.866.522	4,26	14.611.721	14.752.055	0,96
BRUNEI DARUSSALAM	49.815	81.657	63,92	91.754	147.875	61,16
VIET NAM	39.581	4.414	-88,85	167.478	37.646	-77,52
MALDIVES	7.359	7.656	4,04	53.631	48.259	-10,02
INDIA	427		-100,00	482		-100,00
PAKISTAN	16.320	89.602	449,03	94.147	417.194	343,13
SRI LANKA	167.194	335.644	100,75	835.006	1.697.449	103,29
SAUDI ARABIA	391.366	10.133	-97,41	1.015.441	162.167	-84,03
KUWAIT		2.069	-		33.109	-
YEMEN	62.321		-100,00	143.733		-100,00
TURKEY	7.678	12.487	62,64	37.055	63.089	70,26
UNITED ARAB EMIRATES	7.817	3.744	-52,10	120.053	62.673	-47,80
QATAR	216	144	-33,33	3.317	2.305	-30,53
BAHRAIN	672	636	-5,36	10.321	10.179	-1,38
EGYPT		6.166	-		104.276	-
NIGERIA		497	-		3.265	-
SOUTH AFRICA		4.666	-		78.907	-
AUSTRALIA	1.908	6.054	217,29	2.743	8.406	206,39
NEW ZEALAND		15	-		117	-
AMERICAN SAMOA	220		-100,00	1.100		-100,00
SAMOA	6.696		-100,00	6.975		-100,00
SOLOMON ISLANDS	4.285		-100,00	12.425		-100,00
TONGA	46.812		-100,00	48.762		-100,00
EAST TIMOR	49.582	50.083	1,01	121.087	163.888	35,35
NETHERLANDS	29.918	38.960	30,22	96.372	112.290	16,52
DENMARK	0		-100,00	0		-100,00
NORWAY	1.570	151	-90,37	2.231	286	-87,20
RUSSIA FEDERATION		5	-		167	-
OLAHAN SUSU SEGAR DAN KRIM	**5.701.681**	**5.990.044**	**5,06**	**7.167.991**	**7.888.264**	**10,05**

https://www.bps.go.id

TABEL 6. PERKEMBANGAN EKSPOR INDONESIA MENURUT KOMODITI DAN NEGARA TUJUAN
JANUARI-AGUSTUS 2020 DAN 2021

KOMODITI / NEGARA TUJUAN	BERAT BERSIH (KG)		PERUB	NILAI FOB (US $)		PERUB
	JAN-AGT 2020	JAN-AGT 2021	%	JAN-AGT 2020	JAN-AGT 2021	%
(1)	(2)	(3)	(4)	(5)	(6)	(7)
JAPAN		54	-		59	-
HONG KONG	139.400	234.181	67,99	130.875	228.955	74,94
KOREA, REPUBLIC OF		3.558	-		6.393	-
TAIWAN	178.137	84.155	-52,76	438.230	224.566	-48,76
CHINA	23.437	13.828	-41,00	21.362	19.379	-9,28
PAPUA NEW GUINEA	801.298	805.340	0,50	932.862	943.056	1,09
THAILAND		45	-		81	-
SINGAPORE	2.779.259	2.890.005	3,98	2.286.998	2.641.687	15,51
PHILIPPINES	19.260	22.092	14,70	21.390	89.195	316,99
MALAYSIA	476.371	415.384	-12,80	472.767	416.620	-11,88
MYANMAR	67.933	16.866	-75,17	85.885	23.159	-73,03
CAMBODIA	37.926	38.120	0,51	38.992	39.673	1,75
BRUNEI DARUSSALAM	378.576	450.596	19,02	332.817	428.773	28,83
VIET NAM	3.427		-100,00	5.575		-100,00
MALDIVES	41.070	31.894	-22,34	50.027	42.990	-14,07
UNITED ARAB EMIRATES	610	136	-77,69	663	100	-84,93
QATAR	4.795		-100,00	12.504		-100,00
BAHRAIN	684		-100,00	1.273		-100,00
TOGO	12	17	41,67	108	80	-26,37
CONGO	1		-100,00	18		-100,00
NIGERIA	5		-100,00	72		-100,00
COTE D'IVOIRE	1		-100,00	7		-100,00
SEYCHELLES		871	-		756	-
SOUTH AFRICA	8.745	11.589	32,52	12.974	16.422	26,58
AUSTRALIA	13.475	22.200	64,75	13.898	23.221	67,08
NAURU	69		-100,00	210		-100,00
NORTHERN MARIANA ISLANDS		58	-		131	-
VANUATU	20.705	924	-95,54	24.009	1.334	-94,44
FIJI	19.368	37.074	91,41	19.010	39.510	107,84
KIRIBATI		1.175	-		2.579	-
SAMOA	96.774	86.635	-10,48	109.287	100.152	-8,36
SOLOMON ISLANDS	600	1.807	201,17	664	4.156	525,84
TONGA	33.902	64.320	89,72	41.377	76.658	85,27
EAST TIMOR	555.840	669.793	20,50	2.114.138	2.430.442	14,96
UNITED STATES		87.319	-		88.101	-
NETHERLANDS		8	-		38	-
HERBAL	**2.329.363**	**3.578.099**	**53,61**	**26.421.321**	**40.031.492**	**51,51**
JAPAN	83	136	63,86	1.394	200	-85,65
HONG KONG	105.379	71.731	-31,93	1.268.722	872.502	-31,23
KOREA, REPUBLIC OF	63.892	37.480	-41,34	1.218.647	373.692	-69,34
TAIWAN	53.221	93.488	75,66	1.577.722	2.899.701	83,79
CHINA	243	717	195,55	3.301	8.377	153,76
THAILAND	113.564	89.854	-20,88	1.110.926	908.132	-18,25
SINGAPORE	163.395	65.622	-59,84	1.695.175	823.328	-51,43
PHILIPPINES	592.982	1.010.714	70,45	4.040.202	10.505.623	160,03
MALAYSIA	224.917	455.491	102,52	2.540.038	5.129.231	101,94
MYANMAR	53.084	61.305	15,49	1.005.610	968.801	-3,66
CAMBODIA	48.047	41.174	-14,31	406.779	360.625	-11,35
BRUNEI DARUSSALAM	94	454	385,42	1.759	6.890	291,76
VIET NAM	240.863	69.420	-71,18	3.104.580	867.267	-72,06
PAKISTAN	13.423	37.193	177,08	165.364	374.885	126,70
SRI LANKA	262	1.683	542,37	2.728	17.696	548,63
SAUDI ARABIA		518	-		25.194	-
YEMEN	97		-100,00	1.050		-100,00
TURKEY	11.962	302.230	2.426,58	121.261	2.827.847	2.232,04
UNITED ARAB EMIRATES	1.717	7.567	340,75	4.355	8.363	92,03
EQUATORIAL GUINEA		51	-		1.188	-
NIGERIA	1	3.058	235.130,77	8.658	28.471	228,84
AUSTRALIA	367.365	603.177	64,19	4.365.252	6.448.663	47,73
NEW ZEALAND	58.867	59.496	1,07	634.736	650.850	2,54
EAST TIMOR	2.067	2.906	40,61	3.344	11.909	256,07
UNITED STATES	11.045	30.870	179,49	646.376	596.858	-7,66
UNITED KINGDOM	149.613	262.819	75,67	1.856.258	2.730.179	47,08
FRANCE	14	112	725,74	319	944	195,61
GERMANY, FED. REP. OF	53.168	267.148	402,46	636.464	2.556.135	301,62
AUSTRIA		1.018	-		11.347	-
ITALY		481	-		35	-
UKRAINE		184	-		16.560	-
RUSSIA FEDERATION	1		-100,00	300		-100,00
SAUS	**5.542.852**	**5.643.300**	**1,81**	**10.378.243**	**9.600.362**	**-7,50**
JAPAN	102.750	110.443	7,49	235.538	254.644	8,11
HONG KONG	178.355	197.429	10,69	448.523	414.046	-7,69
KOREA, REPUBLIC OF	31.672	71.486	125,71	63.535	150.767	137,30
TAIWAN	566.901	467.972	-17,45	1.174.474	1.085.617	-7,57
CHINA	3.583	2.579	-28,04	6.930	5.344	-22,88
PAPUA NEW GUINEA	1.062	1.457	37,16	2.439	1.924	-21,14
THAILAND	1.037		-100,00	5.719		-100,00
SINGAPORE	444.541	347.928	-21,73	576.640	565.714	-1,89
PHILIPPINES	396.877	168.813	-57,46	435.821	205.569	-52,83
MALAYSIA	604.862	632.409	4,55	750.559	832.176	10,87
MYANMAR	2.180	474	-78,26	4.140	925	-77,66
CAMBODIA	11.397	22.634	98,60	20.969	35.696	70,23
BRUNEI DARUSSALAM	78.847	174.286	121,04	172.744	367.962	113,01
VIET NAM	4.079	2.162	-47,00	8.635	4.319	-49,99
MALDIVES	453		-100,00	852		-100,00
INDIA		1.517	-		3.601	-

https://www.bpsbbo.id

TABEL 6. PERKEMBANGAN EKSPOR INDONESIA MENURUT KOMODITI DAN NEGARA TUJUAN
JANUARI-AGUSTUS 2020 DAN 2021

KOMODITI / NEGARA TUJUAN	BERAT BERSIH (KG)		PERUB	NILAI FOB (US $)		PERUB
	JAN-AGT 2020	JAN-AGT 2021	%	JAN-AGT 2020	JAN-AGT 2021	%
(1)	(2)	(3)	(4)	(5)	(6)	(7)
SRI LANKA	1.000	8.000	700,00	4.133	28.130	580,70
SAUDI ARABIA	1.847.471	2.089.366	13,09	3.851.855	3.238.556	-15,92
KUWAIT	344.225	371.097	7,81	767.511	506.524	-34,00
JORDAN	7.987	7.900	-1,09	14.347	9.932	-30,77
OMAN	26.038	26.753	2,75	54.098	38.970	-27,96
UNITED ARAB EMIRATES	156.208	103.231	-33,91	305.788	143.469	-53,08
QATAR	71.412	52.600	-26,34	144.380	80.936	-43,94
BAHRAIN	3.548	11.532	225,04	6.571	19.697	199,76
EGYPT	450		-100,00	75		-100,00
GHANA		11.245	-		23.345	-
SOUTH AFRICA		2.742	-		6.118	-
MAURITIUS	942		-100,00	1.792		-100,00
AUSTRALIA	242.819	260.357	7,22	529.547	618.703	16,84
NEW ZEALAND	8.933	11.098	24,23	17.612	28.653	62,69
NEW CALEDONIA	729	50	-93,14	4.219	156	-96,30
KIRIBATI	581	864	48,76	1.352	3.013	122,89
SOLOMON ISLANDS	1.423	1.387	-2,55	1.451	2.765	90,53
EAST TIMOR	195.919	243.030	24,05	235.906	251.303	6,53
UNITED STATES	105.291	99.620	-5,39	271.754	285.197	4,95
CANADA	9.543	4.990	-47,72	37.903	21.568	-43,10
CHILE	82	443	442,65	259	1.741	572,85
UNITED KINGDOM		11.751	-		16.662	-
NETHERLANDS	72.980	114.505	56,90	185.227	326.279	76,15
FRANCE		10	-		98	-
GERMANY, FED. REP. OF	11.632		-100,00	23.495		-100,00
SWITZERLAND	422	294	-30,28	2.705	1.197	-55,76
NORWAY	4.618	4.723	2,27	8.748	9.901	13,18
SPAIN		1.123	-		3.301	-
ROMANIA		300	-		929	-
BULGARIA		2.700	-		4.915	-
TEPUNG SEREALIA LAINNYA	**15.024.351**	**11.253.147**	**-25,10**	**16.921.380**	**23.149.908**	**36,81**
JAPAN	1.170.579	588.380	-49,74	368.335	376.704	2,27
HONG KONG	471.752	271.130	-42,53	485.681	224.143	-53,85
KOREA, REPUBLIC OF	62.661	21.329	-65,96	132.640	29.207	-77,98
TAIWAN	115.408	79.160	-31,41	110.939	99.570	-10,25
CHINA	750.742	2.412.836	221,39	1.905.775	6.437.386	237,78
THAILAND	209.241	121.341	-42,01	261.788	466.525	78,21
SINGAPORE	1.666.623	1.923.456	15,41	5.567.492	7.777.457	39,69
PHILIPPINES	1.004.789	1.488.904	48,18	1.311.047	2.013.569	53,58
MALAYSIA	7.741.627	2.718.710	-64,88	2.016.558	1.357.384	-32,69
BRUNEI DARUSSALAM	80.376	86.300	7,37	198.484	174.745	-11,96
VIET NAM	32	2.500	7.616,05	605	15.250	2.421,49
MALDIVES	817	6.128	649,92	3.457	26.213	658,25
BANGLADESH		600	-		555	-
SRI LANKA	120.945		-100,00	35.485		-100,00
SAUDI ARABIA	18.510	10.101	-45,43	85.976	49.544	-42,37
ISRAEL	3.000		-100,00	11.130		-100,00
YEMEN	15.080		-100,00	11.328		-100,00
OMAN	750	400	-46,67	900	480	-46,67
TURKEY		4.000	-		5.400	-
UNITED ARAB EMIRATES	36.886	6.871	-81,37	115.672	10.205	-91,18
QATAR	5.282	15	-99,72	16.716	18	-99,89
EGYPT	2.000	800	-60,00	900	160	-82,22
ALGERIA		2.650	-		2.989	-
SEYCHELLES	10.389	7.012	-32,50	72.168	45.170	-37,41
UGANDA		8	-		4	-
SOUTH AFRICA	18.000	18.000	0,00	60.530	55.131	-8,92
AUSTRALIA	191.461	110.498	-42,29	360.235	205.092	-43,07
NEW ZEALAND	2.019	241.105	11.843,58	6.897	449.788	6.421,22
NEW CALEDONIA	103		-100,00	725		-100,00
VANUATU	288	154	-46,67	979	563	-42,51
AMERICAN SAMOA	787		-100,00	3.403		-100,00
FIJI	2.887	4.679	62,07	10.010	16.608	65,91
KIRIBATI		1.404	-		5.230	-
SAMOA	2.559	5.989	134,03	9.639	23.266	141,37
SOLOMON ISLANDS	248		-100,00	856		-100,00
EAST TIMOR	129.599	132.818	2,48	146.448	137.275	-6,26
UNITED STATES	370.958	291.422	-21,44	846.979	947.270	11,84
CANADA	121	12.443	10.200,66	811	64.208	7.813,24
MEXICO	18.000		-100,00	18.900		-100,00
SURINAME	30.515	23.582	-22,72	98.571	59.156	-39,99
CHILE		1.005	-		1.740	-
BRAZIL		6.000	-		6.000	-
TRINIDAD AND TOBAGO	60.745	80.620	32,72	261.405	372.121	42,35
JAMAICA	224.539	94.450	-57,94	1.052.693	465.368	-55,79
UNITED KINGDOM	64.186	64.373	0,29	148.055	120.628	-18,52
NETHERLANDS	394.845	350.312	-11,28	1.158.683	967.929	-16,46
FRANCE		24	-		7.522	-
IRELAND		29.350	-		69.528	-
ITALY		4.039	-		21.527	-
POLAND	22.000		-100,00	15.400		-100,00
MALTA	3.000	6.000	100,00	7.085	14.470	104,23
SLOVENIA		17.250	-		21.563	-
RUSSIA FEDERATION		5.000	-		5.250	-
AGAR-AGAR	**515.950**	**827.725**	**60,43**	**7.250.186**	**10.606.231**	**46,29**
JAPAN	129.002	71.056	-44,92	1.561.837	1.029.679	-34,07

https://www.bps.go.id

TABEL 6. PERKEMBANGAN EKSPOR INDONESIA MENURUT KOMODITI DAN NEGARA TUJUAN
JANUARI-AGUSTUS 2020 DAN 2021

KOMODITI / NEGARA TUJUAN	BERAT BERSIH (KG)		PERUB	NILAI FOB (US $)		PERUB
	JAN-AGT 2020	JAN-AGT 2021	%	JAN-AGT 2020	JAN-AGT 2021	%
(1)	(2)	(3)	(4)	(5)	(6)	(7)
KOREA, REPUBLIC OF	3.000	4.300	43,33	53.539	76.001	41,95
TAIWAN	6.650	9.120	37,15	93.267	128.178	37,43
CHINA	36.307	385.000	960,40	537.754	4.124.089	666,91
THAILAND	4.500	3.500	-22,22	74.082	57.210	-22,78
SINGAPORE	47	2	-96,36	164	2	-98,66
PHILIPPINES	10.000	10.000	0,00	105.000	105.000	0,00
MALAYSIA	12.807	8.230	-35,74	237.156	120.872	-49,03
BRUNEI DARUSSALAM	140	23	-83,59	2.304	384	-83,32
MALDIVES	807	356	-55,89	8.252	6.897	-16,42
INDIA	44.000	32.000	-27,27	700.730	552.600	-21,14
SRI LANKA		1	-		3	-
TURKEY	500		-100,00	6.825		-100,00
UNITED ARAB EMIRATES		4	-		12	-
EGYPT		12.000	-		242.753	-
SENEGAL		22	-		432	-
AUSTRALIA	51		-100,00	728		-100,00
EAST TIMOR	497	178	-64,20	2.991	631	-78,91
UNITED STATES	21.036		-100,00	281.878		-100,00
BRAZIL	1.000	500	-50,00	16.400	8.100	-50,61
URUGUAY	2.000	2.500	25,00	28.000	38.000	35,71
NETHERLANDS	606	733	20,88	21.388	22.967	7,39
FRANCE	30.000		-100,00	441.789		-100,00
GERMANY, FED. REP. OF	12.000	6.000	-50,00	180.984	84.426	-53,35
ITALY	125.000	203.450	62,76	1.740.730	2.850.179	63,73
SPAIN	24.000	20.750	-13,54	432.000	370.249	-14,29
AZERBAIJAN	4.000	4.000	0,00	51.986	53.537	2,98
RUSSIA FEDERATION	48.000	54.000	12,50	670.400	734.030	9,49
PATI UBI KAYU	**7.241.706**	**218.241.735**	**2.913,68**	**6.138.935**	**93.197.458**	**1.418,14**
JAPAN	290.465	273.080	-5,99	1.375.129	1.258.152	-8,51
HONG KONG	19.204	12.663	-34,06	33.726	22.598	-33,00
KOREA, REPUBLIC OF	33.466	19.883	-40,59	62.354	68.369	9,65
TAIWAN	5.032.860	13.220.409	162,68	3.169.474	6.823.245	115,28
CHINA	354.334	164.849.306	46.423,71	167.853	67.138.600	39.898,41
PAPUA NEW GUINEA	2.169		-100,00	4.190		-100,00
THAILAND	42.100	1.480	-96,49	20.482	1.388	-93,22
SINGAPORE	21.821	286.502	1.212,97	62.897	174.228	177,01
PHILIPPINES	504.000	2.447.004	385,52	204.660	863.153	321,75
MALAYSIA	339.663	9.354.013	2.653,91	202.907	3.910.907	1.827,44
BRUNEI DARUSSALAM	5.198	5.612	7,97	14.335	15.750	9,87
VIET NAM		25.310.700	-		10.955.372	-
MALDIVES		2.874	-		3.284	-
SRI LANKA	178.580	377.000	111,11	80.799	107.839	33,47
SAUDI ARABIA	8.520	4.260	-50,00	28.400	12.780	-55,00
KUWAIT	250		-100,00	150		-100,00
LEBANON	19.000		-100,00	8.208		-100,00
PALESTINA		28.666	-		63.760	-
UNITED ARAB EMIRATES	697	11	-98,42	169	49	-70,91
QATAR		52	-		149	-
EGYPT		2.500	-		1.000	-
GHANA	19.000		-100,00	8.434		-100,00
AUSTRALIA	53.309	99.289	86,25	245.604	405.021	64,91
NEW ZEALAND	89.840	72.366	-19,45	40.342	36.027	-10,70
COOK ISLANDS	1.000	1.500	50,00	1.230	1.845	50,00
SOLOMON ISLANDS		2.236	-		7.330	-
TONGA		1.674	-		5.010	-
EAST TIMOR	94.612	74.158	-21,62	142.852	149.973	4,98
UNITED STATES	24.120	1.685.903	6.889,53	52.986	817.509	1.442,88
CANADA	19	1.250	6.478,95	35	9.054	26.114,24
UNITED KINGDOM	72.040	48.780	-32,29	89.770	58.752	-34,55
NETHERLANDS	22.239	19.627	-11,75	40.170	46.341	15,36
FRANCE	13.200	38.726	193,38	81.780	239.315	192,63
SWITZERLAND		15	-		176	-
ITALY		149	-		450	-
ROMANIA		50	-		32	-
MAKANAN OLAHAN LAINNYA	**343.344.666**	**564.663.761**	**64,46**	**519.120.603**	**681.776.028**	**31,33**
JAPAN	22.702.263	18.472.742	-18,63	16.935.034	12.369.501	-26,96
HONG KONG	2.662.263	2.668.637	0,24	7.235.441	7.907.154	9,28
KOREA, REPUBLIC OF	2.901.365	3.648.450	25,75	4.626.435	4.888.989	5,68
TAIWAN	6.624.714	7.913.388	19,45	11.665.133	14.586.922	25,05
CHINA	23.231.627	20.667.818	-11,04	28.112.960	35.738.761	27,13
MONGOLIA	14.000	86	-99,38	20.300	1.635	-91,95
MACAU	5.706	11.123	94,93	17.086	35.447	107,46
PAPUA NEW GUINEA	2.977.982	588.793	-80,23	3.269.970	2.542.321	-22,25
THAILAND	24.468.119	21.765.296	-11,05	38.050.998	34.848.176	-8,42
SINGAPORE	65.185.256	74.850.628	14,83	98.315.814	118.543.126	20,57
PHILIPPINES	48.993.325	63.587.657	29,79	59.141.525	65.366.866	10,53
MALAYSIA	36.138.110	33.417.066	-7,53	39.845.810	47.880.799	20,17
MYANMAR	5.153.324	1.599.616	-68,96	4.118.542	3.003.084	-27,08
CAMBODIA	692.885	240.557	-65,28	850.814	609.237	-28,39
BRUNEI DARUSSALAM	150.294	278.312	85,18	411.771	471.314	14,46
NEPAL	127.242	72.126	-43,32	242.184	137.280	-43,32
BHUTAN		1.330	-		3.728	-
VIET NAM	21.832.847	215.558.512	887,31	19.028.786	122.095.836	541,64
MALDIVES	129.332	116.309	-10,07	229.416	200.772	-12,49
INDIA	3.837.685	2.583.367	-32,68	2.452.199	3.115.188	27,04
PAKISTAN	461.978	1.389.527	200,78	2.691.027	3.094.923	15,01

https://www.bps.go.id

TABEL 6. PERKEMBANGAN EKSPOR INDONESIA MENURUT KOMODITI DAN NEGARA TUJUAN
JANUARI-AGUSTUS 2020 DAN 2021

KOMODITI / NEGARA TUJUAN	BERAT BERSIH (KG)		PERUB	NILAI FOB (US $)		PERUB
	JAN-AGT 2020	JAN-AGT 2021	%	JAN-AGT 2020	JAN-AGT 2021	%
(1)	(2)	(3)	(4)	(5)	(6)	(7)
BANGLADESH	739.936	717.640	-3,01	939.792	1.021.009	8,64
SRI LANKA	69.477	454.443	554,09	202.868	606.084	198,76
AFGHANISTAN	7.546	160.264	2.023,83	18.023	468.838	2.501,33
IRAQ	80.492	75.614	-6,06	103.620	124.541	20,19
IRAN (ISLAMIC REPUBLIC OF)	164.986	240.339	45,67	178.525	410.708	130,06
SAUDI ARABIA	7.279.960	7.391.624	1,53	40.914.518	33.716.482	-17,59
ISRAEL	205.794	17.820	-91,34	145.820	17.528	-87,98
KUWAIT	30.681	17.562	-42,76	105.121	111.685	6,24
JORDAN	18.344	39.894	117,48	45.054	79.945	77,44
LEBANON	32.000	69.786	118,08	53.200	147.056	176,42
PALESTINA		1.497	-		10.335	-
YEMEN	189.534	95.350	-49,69	348.921	222.265	-36,30
OMAN	16.821	26.825	59,47	165.964	74.314	-55,22
SYRIA ARAB REPUBLIC	969.695	1.746.355	80,09	3.579.567	6.394.147	78,63
TURKEY	2.090.766	3.654.474	74,79	5.966.255	8.886.336	48,94
UNITED ARAB EMIRATES	792.905	596.327	-24,79	1.604.435	1.078.803	-32,76
QATAR	382.059	226.427	-40,74	507.411	288.437	-43,16
BAHRAIN	7.160	6.915	-3,42	12.750	14.006	9,86
EGYPT	4.411.488	7.607.146	72,44	11.141.057	17.066.988	53,19
LIBYAN ARAB JAMAHIRIYA		10.888	-		145.925	-
MOROCCO	374.877	809.056	115,82	1.035.798	2.248.738	117,10
TUNISIA		743	-		6.581	-
ALGERIA		948	-		8.280	-
SUDAN	1.449.381	897.115	-38,10	4.626.231	2.777.992	-39,95
ETHIOPIA	265.348	242.668	-8,55	634.745	561.432	-11,55
TANZANIA, UNITED REP. OF	85.036	38.305	-54,95	91.390	70.206	-23,18
MADAGASCAR		29.240	-		37.072	-
SOMALIA	187.862	194.248	3,40	840.730	872.156	3,74
KENYA	387.223	585.980	51,33	811.225	1.391.183	71,49
REUNION	79.392	84.235	6,10	97.586	109.960	12,68
MOZAMBIQUE	3		-100,00	10		-100,00
TOGO	180.168	92.376	-48,73	677.945	394.063	-41,87
GHANA	676.387	663.753	-1,87	2.150.941	2.092.026	-2,74
LIBERIA	64.958	33.259	-48,80	258.418	145.386	-43,74
GUINEA	120.314	135.654	12,75	188.914	106.083	-43,85
ANGOLA	13.000	38.000	192,31	9.100	79.976	778,86
CAMEROON	10.080	10.320	2,38	39.900	40.850	2,38
NIGERIA	6.047.514	4.251.381	-29,70	28.352.561	22.355.330	-21,15
SIERRA LEONE	46.080	46.320	0,52	182.400	183.350	0,52
COTE D'IVOIRE	14.000		-100,00	17.640		-100,00
SENEGAL	114.130	47.215	-58,63	442.050	185.669	-58,00
MALI	23.976		-100,00	92.947		-100,00
GAMBIA	147.840	116.823	-20,98	590.000	320.656	-45,65
SEYCHELLES	3.213	7.504	133,54	21.389	34.060	59,24
UGANDA		420	-		1.110	-
NIGER	23.040		-100,00	100.800		-100,00
SAINT HELENA	1		-100,00	10		-100,00
SOUTH AFRICA	18.760	11.887	-36,64	126.554	69.577	-45,02
MAURITIUS	45.066	33.056	-26,65	97.129	58.545	-39,73
AUSTRALIA	4.088.946	5.242.755	28,22	8.328.456	12.099.660	45,28
NEW ZEALAND	849.192	411.123	-51,59	1.670.915	1.055.059	-36,86
MICRONESIA, FED. STATES OF	119	137	14,89	249	303	21,83
GUAM	675	785	16,30	1.261	1.336	5,88
NAURU	1.680	3.000	78,57	7.910	2.374	-69,98
NEW CALEDONIA	2.461	37.209	1.411,95	9.057	69.077	662,70
NORTHERN MARIANA ISLANDS	615	932	51,71	3.093	4.172	34,87
VANUATU	29.753	11.353	-61,84	50.338	36.663	-27,17
AMERICAN SAMOA		17.340	-		14.379	-
FIJI	204.941	189.658	-7,46	502.895	451.991	-10,12
KIRIBATI	21.760	83.154	282,14	38.301	144.710	277,82
MARSHALL ISLANDS	368		-100,00	1.749		-100,00
SAMOA	51.423	59.661	16,02	165.408	206.762	25,00
SOLOMON ISLANDS	314.933	95.905	-69,55	370.146	286.240	-22,67
TONGA	36.181	31.415	-13,17	131.433	100.035	-23,89
TUVALU	240	360	50,00	749	1.108	47,90
EAST TIMOR	2.503.455	2.704.255	8,02	4.104.472	4.296.932	4,69
UNITED STATES	4.160.256	11.053.125	165,68	11.096.508	20.599.948	85,64
CANADA	1.249.265	883.823	-29,25	1.917.892	1.408.218	-26,57
MEXICO	335.440	22.000	-93,44	521.802	31.900	-93,89
PANAMA	12.872	32.090	149,30	41.296	122.201	195,91
SURINAME	26.542	5.163	-80,55	45.468	23.716	-47,84
CHILE	615.000	1.138	-99,81	974.210	14.248	-98,54
ARGENTINA	16.420	32.700	99,15	30.702	59.347	93,30
BRAZIL	865.886	13.502	-98,44	236.153	83.077	-64,82
COLOMBIA	3.000	2.041	-31,97	11.063	2.147	-80,59
PARAGUAY	5.517		-100,00	16.958		-100,00
PERU	208.000	200	-99,90	143.260	32.000	-77,66
GUYANA	9.824	9.649	-1,78	10.062	9.220	-8,37
TRINIDAD AND TOBAGO		7.920	-		39.908	-
JAMAICA	26.500	11.880	-55,17	42.930	59.862	39,44
DOMINICAN REPUBLIC	5.050		-100,00	7.865		-100,00
NETHERLANDS ANTILLES	17		-100,00	112		-100,00
UNITED KINGDOM	1.044.828	950.007	-9,08	1.422.355	1.686.132	18,55
NETHERLANDS	6.185.668	14.543.660	135,12	10.240.061	15.997.642	56,23
FRANCE	1.163.780	1.946.976	67,30	1.688.774	3.629.217	114,90
GERMANY, FED. REP. OF	9.175.896	7.003.834	-23,67	10.464.250	9.490.107	-9,31
AUSTRIA	360.335	180.793	-49,83	430.111	220.284	-48,78
BELGIUM	660.034	485.120	-26,50	1.159.156	773.948	-33,23

https://kalbar.bps.go.id

TABEL 6. PERKEMBANGAN EKSPOR INDONESIA MENURUT KOMODITI DAN NEGARA TUJUAN
JANUARI-AGUSTUS 2020 DAN 2021

KOMODITI / NEGARA TUJUAN	BERAT BERSIH (KG)		PERUB	NILAI FOB (US $)		PERUB
	JAN-AGT 2020	JAN-AGT 2021	%	JAN-AGT 2020	JAN-AGT 2021	%
(1)	(2)	(3)	(4)	(5)	(6)	(7)
SWITZERLAND	7.009	20.553	193,25	754.600	33.137	-95,61
DENMARK	99.708	1.555	-98,44	120.401	8.568	-92,88
NORWAY	126.865	177.086	39,59	174.966	292.581	67,22
SWEDEN	113.222	189.656	67,51	180.217	278.227	54,38
FINLAND	54.900	36.600	-33,33	72.000	47.503	-34,02
IRELAND	17.600	17.003	-3,39	24.640	25.120	1,95
ITALY	963.632	1.537.467	59,55	1.371.545	2.265.838	65,20
SPAIN	1.465.137	2.014.774	37,51	1.798.776	2.641.810	46,87
PORTUGAL	19.944	43.223	116,72	23.268	62.360	168,01
ICELAND	20.042		-100,00	45.568		-100,00
GREECE	187.310	316.210	68,82	424.140	481.315	13,48
HUNGARY	1.582	41.646	2.532,82	9.243	85.212	821,94
POLAND	1.462.548	2.258.301	54,41	1.543.980	2.895.428	87,53
ROMANIA		507	-		2.061	-
BULGARIA	19.944	25.680	28,76	23.268	29.960	28,76
KAZAKHSTAN	29.693	20.111	-32,27	55.920	77.150	37,97
TURKMENISTAN		30	-		100	-
UKRAINE	87.020	8.910	-89,76	75.758	10.800	-85,74
UZBEKISTAN	820	5.931	623,29	7.449	12.390	66,33
LITHUANIA	310.167	375.300	21,00	273.498	451.432	65,06
LATVIA	160	1.290	706,25	8.000	117.450	1.368,13
ESTONIA	11.000		-100,00	20.318		-100,00
CROATIA	1.136.490	2.143.690	88,62	3.016.035	4.008.858	32,92
SLOVENIA	17.940	20.000	11,48	46.124	37.555	-18,58
CZECH REPUBLIC	1.130	80.316	7.010,32	33.293	123.176	269,97
RUSSIA FEDERATION	6.795.136	8.292.560	22,04	8.332.084	12.240.159	46,90
SERBIA	1.189	1.660	39,67	17.536	17.142	-2,25
MINUMAN RINGAN	**53.298.145**	**63.331.085**	**18,82**	**42.071.068**	**48.285.896**	**14,77**
JAPAN	27.796	49.916	79,58	22.521	35.345	56,94
HONG KONG	3.619.292	8.381.150	131,57	3.286.592	5.714.106	73,86
KOREA, REPUBLIC OF	312.288	304.592	-2,46	209.978	207.847	-1,01
TAIWAN	909.202	1.163.161	27,93	1.061.380	1.321.453	24,50
CHINA	3.968.204	1.419.236	-64,23	2.626.125	1.239.611	-52,80
MONGOLIA	4.995	37.440	649,49	255.717	41.040	-83,95
PAPUA NEW GUINEA	78.666	101.642	29,21	43.748	54.806	25,28
THAILAND	2.097.694	40	-100,00	2.071.549	332	-99,98
SINGAPORE	7.489.783	8.821.442	17,78	7.575.888	9.431.024	24,49
PHILIPPINES	3.069.096	3.301.788	7,58	1.447.226	1.476.370	2,01
MALAYSIA	3.453.763	5.267.076	52,50	2.385.194	3.348.603	40,39
MYANMAR	5.484.327	5.661.692	3,23	3.119.467	2.732.324	-12,41
CAMBODIA	1.727	120.449	6.874,45	3.362	92.086	2.639,33
BRUNEI DARUSSALAM	1.840.698	2.474.758	34,45	1.171.849	1.943.557	65,85
BHUTAN		665	-		932	-
VIET NAM	5.824.755	7.223.014	24,01	3.081.168	3.407.652	10,60
MALDIVES	110.963	198.921	79,27	67.691	117.291	73,27
INDIA	229.955	166.061	-27,79	212.921	156.872	-26,32
BANGLADESH		1.584	-		1.267	-
IRAQ	989	9.792	890,29	820	12.000	1.363,41
SAUDI ARABIA	229.458	146.094	-36,33	115.407	82.024	-28,93
KUWAIT	42.977	38.009	-11,56	23.106	20.556	-11,04
JORDAN	66.239	59.382	-10,35	27.560	44.240	60,52
OMAN	1.152.874	1.168.373	1,34	670.486	671.907	0,21
UNITED ARAB EMIRATES	1.100.590	1.422.141	29,22	645.375	782.245	21,21
QATAR	177.769	220.749	24,18	104.712	130.288	24,43
BAHRAIN	80.833	180.051	122,75	46.975	103.563	120,46
LIBYAN ARAB JAMAHIRIYA	99.400		-100,00	44.132		-100,00
TANZANIA, UNITED REP. OF	4.516		-100,00	2.772		-100,00
MADAGASCAR	14.795	31.048	109,85	6.699	12.075	80,26
SOMALIA	13.739		-100,00	7.484		-100,00
KENYA	241.874	439.270	81,61	179.671	346.311	92,75
TOGO	3.148	417	-86,75	1.308	394	-69,85
GHANA	40.323	62.556	55,14	329.363	454.478	37,99
GUINEA		1.760	-		2.134	-
CONGO	5	30	500,00	35	35	1,74
NIGERIA	684.266	919.302	34,35	5.362.283	7.297.687	36,09
SIERRA LEONE	13.522	9.153	-32,31	12.979	8.816	-32,08
COTE D'IVOIRE	28	1.067	3.710,71	147	498	238,52
SENEGAL	447	2.826	532,17	325	2.150	561,49
GAMBIA	805	962	19,45	1.650	2.763	67,42
SEYCHELLES	2.001		-100,00	3.163		-100,00
UGANDA	35	1.817	5.091,43	3	1.716	57.100,00
NIGER	864		-100,00	1.050		-100,00
MAURITIUS	575		-100,00	1.131		-100,00
MAYOTTE		58	-		2.775	-
DEMOCRATIC REP. OF THE CONGO		634	-		1.485	-
AUSTRALIA	341.129	435.022	27,52	305.520	465.180	52,26
NEW ZEALAND	30.249	16.210	-46,41	260.703	121.982	-53,21
MICRONESIA, FED. STATES OF	61.496	30.726	-50,04	19.913	20.019	0,53
PALAU		30.980	-		26.055	-
NAURU	377		-100,00	371		-100,00
NEW CALEDONIA		1.632	-		1.663	-
NORTHERN MARIANA ISLANDS	6.471	6.316	-2,39	9.118	11.495	26,07
VANUATU	13.145	3.711	-71,77	7.927	2.246	-71,67
AMERICAN SAMOA	147.032	475.158	223,17	86.422	300.673	247,91
FIJI	3.675	15.190	313,32	1.820	7.085	289,28
KIRIBATI	8.251	11.758	42,51	16.380	7.689	-53,06
MARSHALL ISLANDS	6.881	16.441	138,93	3.738	5.827	55,89

https://www.bps.go.id

TABEL 6. PERKEMBANGAN EKSPOR INDONESIA MENURUT KOMODITI DAN NEGARA TUJUAN
JANUARI-AGUSTUS 2020 DAN 2021

KOMODITI / NEGARA TUJUAN	BERAT BERSIH (KG)		PERUB	NILAI FOB (US $)		PERUB
	JAN-AGT 2020	JAN-AGT 2021	%	JAN-AGT 2020	JAN-AGT 2021	%
(1)	(2)	(3)	(4)	(5)	(6)	(7)
SAMOA	7.482	4.891	-34,63	5.282	9.648	82,67
SOLOMON ISLANDS	154.601	167.108	8,09	61.389	74.403	21,20
TONGA	1.050	17.136	1.531,95	378	28.787	7.515,53
EAST TIMOR	8.595.334	10.922.991	27,08	4.009.674	4.750.565	18,48
UNITED STATES	852.426	1.440.445	68,98	613.545	928.415	51,32
CANADA	6.067	17.680	191,40	10.118	13.580	34,21
PANAMA	17.760	2.160	-87,84	13.498	1.086	-91,95
SURINAME	1.682	12.540	645,34	1.157	10.501	807,57
CHILE	23.976	17.281	-27,93	48.663	34.644	-28,81
GUYANA	2.100	2.080	-0,95	1.070	1.550	44,81
COSTA RICA	15.811		-100,00	7.560		-100,00
FRENCH POLYNESIA		17.220	-		8.159	-
NETHERLANDS ANTILLES	51		-100,00	51		-100,00
UNITED KINGDOM	45.702	1.474	-96,77	28.973	1.874	-93,53
NETHERLANDS	328.010	123.061	-62,48	171.411	67.319	-60,73
FRANCE		22.704	-		29.068	-
GERMANY, FED. REP. OF	98.793	645	-99,35	138.310	788	-99,43
AUSTRIA	1.028		-100,00	1.412		-100,00
SWITZERLAND	11	55	400,00	30	148	392,00
NORWAY		72.000	-		32.400	-
ITALY	275	1.952	609,30	852	1.578	85,20
SPAIN	32.000	32.000	0,00	14.772	15.792	6,90
PORTUGAL		2.400	-		3.021	-
MINUMAN BERALKOHOL	**6.816.528**	**5.069.260**	**-25,63**	**5.416.430**	**4.395.415**	**-18,85**
JAPAN	59.222	82.563	39,41	72.609	113.971	56,97
HONG KONG		1.348	-		6.498	-
KOREA, REPUBLIC OF	629.069	170.888	-72,83	414.028	116.572	-71,84
TAIWAN	117.242	69.300	-40,89	42.463	23.377	-44,95
CHINA	18.450	195.485	959,54	40.764	157.372	286,06
PAPUA NEW GUINEA		156	-		411	-
THAILAND	791.179	2.207.108	178,96	593.298	1.661.055	179,97
SINGAPORE	907.994	357.658	-60,61	767.676	441.830	-42,45
PHILIPPINES	18.775	18.464	-1,66	17.530	18.266	4,20
MALAYSIA	1.352.917	631.474	-53,32	1.019.942	527.679	-48,26
CAMBODIA	17.920	123	-99,31	13.571	469	-96,54
VIET NAM	8.969	16.045	78,89	5.580	10.137	81,66
INDIA	2	2	0,00	10	4	-60,00
UNITED ARAB EMIRATES	169		-100,00	76		-100,00
KENYA		37.738	-		28.424	-
NIGERIA		72	-		138	-
MAURITIUS		1	-		5	-
AUSTRALIA	389.211	184.526	-52,59	422.173	205.751	-51,26
NEW ZEALAND	91.360	76.007	-16,80	78.158	70.508	-9,79
EAST TIMOR	113.994	27.190	-76,15	110.324	20.695	-81,24
UNITED STATES	3.751	432	-88,50	10.484	2.598	-75,22
UNITED KINGDOM	6		-100,00	24		-100,00
NETHERLANDS	178.762	255.056	42,68	429.378	512.219	19,29
FRANCE	67	83	24,42	379	123	-67,69
GERMANY, FED. REP. OF	14.800		-100,00	33.004		-100,00
RUSSIA FEDERATION	2.102.671	737.543	-64,92	1.344.959	477.314	-64,51
AIR MINUM DAN AIR MINERAL	**56.484.210**	**77.094.652**	**36,49**	**8.709.337**	**10.719.463**	**23,08**
JAPAN	56	22	-60,80	631	749	18,62
HONG KONG	92.355	142.582	54,38	15.732	22.349	42,06
KOREA, REPUBLIC OF		56	-		66	-
TAIWAN	133.850	10.668	-92,03	157.408	13.747	-91,27
CHINA	24.500	8.851	-63,87	2.652	1.460	-44,94
PAPUA NEW GUINEA	19.220		-100,00	5.189		-100,00
THAILAND		1	-		51	-
SINGAPORE	8.281.538	8.877.628	7,20	2.567.786	2.638.252	2,74
PHILIPPINES	20.816.515	43.126.631	107,18	2.528.209	4.847.521	91,74
MALAYSIA	1.735	187	-89,21	2.572	494	-80,78
BRUNEI DARUSSALAM	760.053	1.076.989	41,70	154.084	188.429	22,29
VIET NAM	10.420		-100,00	8.140		-100,00
SRI LANKA		15	-		126	-
SAUDI ARABIA	754		-100,00	1.960		-100,00
UNITED ARAB EMIRATES	4		-100,00	0		-100,00
GHANA	1.300	523	-59,79	151	61	-60,00
GUINEA	6.350		-100,00	1.850		-100,00
SENEGAL		200	-		39	-
MAYOTTE		5.355	-		6.018	-
AUSTRALIA	23.266	9.925	-57,34	11.421	3.933	-65,56
MICRONESIA, FED. STATES OF	259.637	84.337	-67,52	39.969	12.852	-67,84
NAURU	181.678	36.799	-79,74	25.223	5.166	-79,52
NORTHERN MARIANA ISLANDS		1.344	-		1.234	-
COOK ISLANDS	13.200		-100,00	2.365		-100,00
KIRIBATI	17.100		-100,00	4.044		-100,00
EAST TIMOR	25.730.243	23.637.357	-8,13	3.125.819	2.947.300	-5,71
UNITED STATES	49.991	0	-100,00	27.746	5	-99,98
CHILE	12.384	27.180	119,48	2.347	3.169	35,01
NETHERLANDS	5	48.000	922.976,92	10	26.400	263.900,00
FRANCE	7	2	-78,57	1	42	4.009,41
GERMANY, FED. REP. OF	48		-100,00	29		-100,00
NORWAY	48.000		-100,00	24.000		-100,00
ROKOK KRETEK	**58.013.768**	**57.787.456**	**-0,39**	**499.207.071**	**500.734.088**	**0,31**
JAPAN	182.259	76.313	-58,13	3.520.917	1.702.409	-51,65

https://www.bpsbbo.id

TABEL 6. PERKEMBANGAN EKSPOR INDONESIA MENURUT KOMODITI DAN NEGARA TUJUAN
JANUARI-AGUSTUS 2020 DAN 2021

KOMODITI / NEGARA TUJUAN	BERAT BERSIH (KG)		PERUB	NILAI FOB (US $)		PERUB
	JAN-AGT 2020	JAN-AGT 2021	%	JAN-AGT 2020	JAN-AGT 2021	%
(1)	(2)	(3)	(4)	(5)	(6)	(7)
HONG KONG	2.264.396	2.129.432	-5,96	22.447.582	19.355.981	-13,77
KOREA, REPUBLIC OF	64.852	110.718	70,72	619.913	1.041.905	68,07
TAIWAN	787.402	800.241	1,63	7.576.197	7.772.305	2,59
CHINA	643.964	712.695	10,67	9.798.310	10.514.317	7,31
THAILAND	3.158.728	2.203.033	-30,26	37.336.066	20.279.864	-45,68
SINGAPORE	8.694.307	7.884.110	-9,32	57.152.862	40.912.656	-28,42
PHILIPPINES	5.542.005	9.656.361	74,24	45.134.126	76.521.527	69,54
MALAYSIA	5.567.701	4.502.797	-19,13	60.675.696	44.948.563	-25,92
MYANMAR	435.237		-100,00	723.360		-100,00
CAMBODIA	24.111.074	21.268.015	-11,79	171.317.349	143.346.286	-16,33
LAO PEOPLE'S DEM. REP.	1.252	1	-99,96	18.121	3	-99,99
VIET NAM	2.680.195	4.378.725	63,37	32.141.196	79.870.804	148,50
MALDIVES	65.988	44.674	-32,30	652.759	396.004	-39,33
INDIA	69.306	39.042	-43,67	662.525	323.369	-51,19
PAKISTAN		0	-		1	-
BANGLADESH	3		-100,00	28		-100,00
YEMEN		15	-		282	-
SYRIA ARAB REPUBLIC	28.350	18.900	-33,33	170.700	113.400	-33,57
TURKEY		4.191	-		61.585	-
UNITED ARAB EMIRATES	327.154	396.650	21,24	3.062.453	4.661.914	52,23
CYPRUS	1.680	1.680	0,00	24.400	24.400	0,00
EGYPT	56.700		-100,00	362.880		-100,00
MAURITANIA		800	-		10.508	-
SOUTH AFRICA	140	340	143,01	1.815	4.357	140,06
AUSTRALIA	1.656.207	1.382.143	-16,55	26.474.493	21.290.518	-19,58
NEW ZEALAND	177.911	174.156	-2,11	1.610.855	1.546.813	-3,98
MICRONESIA, FED. STATES OF	225	90	-60,00	2.335	1.030	-55,89
VANUATU	6	1	-75,89	3.778	1.950	-48,38
EAST TIMOR	1.058.444	1.158.045	9,41	10.032.779	10.746.814	7,12
UNITED STATES	42.180	2.343	-94,45	27.000	36.000	33,33
CANADA	2	6	200,00	21	30	43,54
PANAMA	74.895	130.925	74,81	81.900	771.150	841,58
SURINAME	7.175	101.063	1.308,54	36.900	33.516	-9,17
BRAZIL	51.918	293.522	465,36	830.319	5.053.854	508,66
PARAGUAY	143.808	191.744	33,33	6.528.929	8.967.536	37,35
TRINIDAD AND TOBAGO	6.815		-100,00	65.830		-100,00
BELIZE	109.040	45.000	-58,73	72.000	267.000	270,83
GRENADA		75.600	-		96.422	-
UNITED KINGDOM		1	-		4	-
NETHERLANDS	0	19	9.545,00	4	417	10.326,25
FRANCE	1		-100,00	15		-100,00
GERMANY, FED. REP. OF	421	2	-99,56	6.170	38	-99,39
AUSTRIA		14	-		60	-
SWITZERLAND	627	498	-20,61	10.160	8.173	-19,56
ITALY	1		-100,00	8		-100,00
UKRAINE	1.400		-100,00	24.320		-100,00
RUSSIA FEDERATION		3.553	-		50.325	-
TEMBAKAU OLAHAN	**22.887.008**	**17.981.872**	**-21,43**	**157.105.319**	**142.083.996**	**-9,56**
JAPAN	125.439	36.497	-70,90	5.935.511	772.293	-86,99
HONG KONG	385	977	153,78	6.737	14.643	117,36
KOREA, REPUBLIC OF	2.384.558	1.519.225	-36,29	18.145.681	12.058.490	-33,55
TAIWAN	35.100	49.557	41,19	207.846	332.283	59,87
CHINA	21.611	53.308	146,67	581.965	1.338.657	130,02
PAPUA NEW GUINEA	549.780	781.677	42,18	4.605.181	5.972.182	29,68
SINGAPORE	5.253.361	4.212.829	-19,81	37.161.888	31.218.213	-15,99
PHILIPPINES	68.554	390.934	470,26	244.066	3.352.268	1.273,51
MALAYSIA	291.307	224.096	-23,07	1.861.226	1.737.842	-6,63
MYANMAR	99.820	84.140	-15,71	557.386	506.680	-9,10
CAMBODIA	97.800	1.000	-98,98	680.280	2.750	-99,60
VIET NAM	1.528.598	1.202.894	-21,31	787.853	1.051.758	33,50
INDIA	164.477	117.562	-28,52	1.393.596	1.030.963	-26,02
PAKISTAN	14.400	21.600	50,00	134.496	189.648	41,01
BANGLADESH	223.510	51.057	-77,16	1.593.168	276.021	-82,67
SRI LANKA	383.203	440.105	14,85	6.790.682	5.786.690	-14,78
JORDAN	138.600	75.636	-45,43	528.858	392.551	-25,77
TURKEY	21.848	2.291	-89,52	107.250	31.765	-70,38
UNITED ARAB EMIRATES	324.290	653.401	101,49	1.460.556	2.947.772	101,83
EGYPT	59.400	194.040	226,67	107.910	673.873	524,48
NIGERIA	3.780	4.720	24,87	18.900	37.760	99,79
ZIMBABWE		19.800	-		93.654	-
AUSTRALIA	913.263	617.786	-32,35	15.440.411	10.799.053	-30,06
NEW ZEALAND	117.555	175.954	49,68	1.972.852	2.939.537	49,00
MICRONESIA, FED. STATES OF	205	122	-40,35	3.478	2.066	-40,58
FIJI	168.364	210.512	25,03	2.332.312	2.555.546	9,57
SAMOA	40.810	74.740	83,14	326.047	589.111	80,68
SOLOMON ISLANDS	108.360	227.878	110,30	824.384	1.216.698	47,59
UNITED STATES	1.401.351	810.074	-42,19	6.587.593	6.168.549	-6,36
CANADA		16	-		610	-
HONDURAS		24.160	-		1.032.773	-
NICARAGUA	41.582	256.580	517,05	324.762	2.056.112	533,11
BRAZIL	83.028	20.026	-75,88	288.180	230.272	-20,09
DOMINICAN REPUBLIC	3.732.345	2.608.113	-30,12	8.568.654	5.533.690	-35,42
ARUBA	120		-100,00	936		-100,00
UNITED KINGDOM	3	10	233,33	3	6	96,67
NETHERLANDS	623.425	356.289	-42,85	3.786.150	1.570.590	-58,52
GERMANY, FED. REP. OF	396.536	394.326	-0,56	7.595.877	10.968.061	44,39
BELGIUM	1.748.340	1.246.404	-28,71	18.384.293	20.916.542	13,77

https://www.bps.go.id

TABEL 6. PERKEMBANGAN EKSPOR INDONESIA MENURUT KOMODITI DAN NEGARA TUJUAN
JANUARI-AGUSTUS 2020 DAN 2021

KOMODITI / NEGARA TUJUAN	BERAT BERSIH (KG)		PERUB	NILAI FOB (US $)		PERUB
	JAN-AGT 2020	JAN-AGT 2021	%	JAN-AGT 2020	JAN-AGT 2021	%
(1)	(2)	(3)	(4)	(5)	(6)	(7)
SWITZERLAND	1	71	6.472,09	42	95	126,73
DENMARK		59.400	-		158.004	-
SWEDEN		19.800	-		65.344	-
ITALY	481.322	333.862	-30,64	1.655.710	2.015.726	21,74
SPAIN	39.839	27.220	-31,68	745.682	905.585	21,44
PORTUGAL		608	-		10.940	-
GREECE	59.400	39.600	-33,33	356.400	236.016	-33,78
HUNGARY		19.800	-		46.530	-
POLAND	696.214	6.800	-99,02	1.414.793	38.080	-97,31
ROMANIA		64.683	-		659.195	-
BULGARIA		99	-		1.715	-
BELARUS		99.000	-		191.070	-
MOLDOVA, REPUBLIC OF	758	858	13,17	12.465	14.751	18,34
UKRAINE	200.886	43.827	-78,18	2.743.920	718.458	-73,82
LITHUANIA		1.662	-		31.566	-
GEORGIA		120	-		5.400	-
SLOVENIA		621	-		9.920	-
CZECH REPUBLIC	10.020	2.000	-80,04	123.210	11.131	-90,97
RUSSIA FEDERATION	233.460	101.505	-56,52	706.131	566.497	-19,77
ROKOK DAN CERUTU LAINNYA	**3.311.738**	**3.183.297**	**-3,88**	**58.917.945**	**65.807.721**	**11,69**
JAPAN	1.687.072	1.846.440	9,45	33.175.056	39.665.132	19,56
HONG KONG	8.064	8.305	2,99	159.729	374.479	134,45
KOREA, REPUBLIC OF	4	21	459,84	462	5.029	988,18
TAIWAN	447	3.667	720,79	13.883	107.794	676,45
CHINA	24		-100,00	1.460		-100,00
MACAU		0	-		50	-
THAILAND	4.451	192	-95,69	38.398	9.412	-75,49
SINGAPORE	64.764	8.049	-87,57	248.389	200.743	-19,18
PHILIPPINES	219.651	76.610	-65,12	1.938.941	700.900	-63,85
MALAYSIA	83	103	23,78	2.753	479	-82,62
MYANMAR	94.000		-100,00	117.500		-100,00
VIET NAM	0		-100,00	4		-100,00
ISRAEL	2.408		-100,00	59.760		-100,00
TURKEY		143	-		5.480	-
UNITED ARAB EMIRATES		0	-		5	-
CYPRUS	150		-100,00	7.852		-100,00
KENYA		1	-		38	-
LIBERIA	0		-100,00	2		-100,00
SOUTH AFRICA		0	-		10	-
AUSTRALIA	3.756	6.632	76,59	330.721	46.932	-85,81
NEW ZEALAND		344	-		1.243	-
UNITED STATES	351.089	379.045	7,96	5.282.107	5.741.594	8,70
CANADA		0	-		15	-
HONDURAS		9.268	-		75.722	-
ARGENTINA	336		-100,00	12.960		-100,00
BRAZIL	6	1	-90,00	20	4	-80,00
DOMINICAN REPUBLIC	0		-100,00	1		-100,00
UNITED KINGDOM	1	0	-76,00	8	2	-75,00
NETHERLANDS	26.022	33.029	26,93	899.940	1.313.368	45,94
GERMANY, FED. REP. OF	478.685	453.521	-5,26	7.635.917	9.500.715	24,42
AUSTRIA	1.357	103	-92,40	46.273	3.522	-92,39
BELGIUM	292.110	343.496	17,59	6.037.236	7.758.763	28,52
PORTUGAL	34.353		-100,00	1.555.847		-100,00
GREECE	28.719		-100,00	981.090		-100,00
HUNGARY	1.755	2.952	68,22	59.802	102.586	71,54
POLAND	5.607	1.175	-79,05	191.590	39.860	-79,20
ROMANIA	445	445	0,00	17.000	17.000	0,00
CZECH REPUBLIC	102	244	140,31	3.412	8.295	143,11
RUSSIA FEDERATION	6.277	9.513	51,57	99.830	128.550	28,77
BENANG PINTAL	**371.141.860**	**449.309.212**	**21,06**	**795.171.659**	**1.135.586.426**	**42,81**
JAPAN	18.073.560	21.759.590	20,39	53.546.377	67.704.256	26,44
HONG KONG	1.672.939	3.103.773	85,53	8.179.730	13.625.124	66,57
KOREA, REPUBLIC OF	39.422.060	40.599.349	2,99	78.898.605	104.559.682	32,52
TAIWAN	2.175.844	2.164.401	-0,53	4.792.977	5.571.546	16,24
CHINA	74.521.935	68.348.883	-8,28	170.479.088	191.597.812	12,39
PAPUA NEW GUINEA		171	-		745	-
THAILAND	5.238.834	4.380.365	-16,39	11.679.244	10.385.511	-11,08
SINGAPORE	139.252	8.877	-93,63	296.326	90.103	-69,59
PHILIPPINES	2.942.694	1.963.145	-33,29	6.622.443	4.867.028	-26,51
MALAYSIA	3.167.401	4.742.988	49,74	5.861.831	11.199.352	91,06
MYANMAR	503.699	707.874	40,54	1.132.747	1.931.160	70,48
CAMBODIA	22.715	27.968	23,12	151.476	131.886	-12,93
BRUNEI DARUSSALAM	54	333	516,95	134	1.170	773,99
NEPAL	46.232		-100,00	54.491		-100,00
VIET NAM	8.895.085	13.712.868	54,16	27.700.007	46.979.833	69,60
INDIA	20.064.085	32.011.803	59,55	32.826.339	58.541.505	78,34
PAKISTAN	2.852.205	8.360.868	193,14	5.894.870	19.725.984	234,63
BANGLADESH	12.331.318	29.862.659	142,17	34.139.804	103.957.103	204,50
SRI LANKA	1.556.789	1.443.974	-7,25	4.868.043	5.175.190	6,31
IRAN (ISLAMIC REPUBLIC OF)	50.451	119.482	136,83	79.146	207.499	162,17
SAUDI ARABIA	83.742	511.130	510,36	144.613	609.006	321,13
ISRAEL	154.641	115.790	-25,12	382.295	188.704	-50,64
KUWAIT	1.919	959	-50,01	288	2.456	752,78
JORDAN	68.894	1.234.522	1.691,92	114.882	2.334.217	1.931,84
LEBANON	23.186		-100,00	35.785		-100,00
YEMEN	1.196.737	1.107.653	-7,44	6.171.189	5.749.257	-6,84

https://www.bps.go.id

TABEL 6. PERKEMBANGAN EKSPOR INDONESIA MENURUT KOMODITI DAN NEGARA TUJUAN
JANUARI-AGUSTUS 2020 DAN 2021

KOMODITI / NEGARA TUJUAN	BERAT BERSIH (KG)		PERUB	NILAI FOB (US $)		PERUB
	JAN-AGT 2020	JAN-AGT 2021	%	JAN-AGT 2020	JAN-AGT 2021	%
(1)	(2)	(3)	(4)	(5)	(6)	(7)
OMAN	46.370	244.443	427,15	241.113	1.305.973	441,64
SYRIA ARAB REPUBLIC	705.278	426.853	-39,48	1.572.068	916.714	-41,69
TURKEY	26.663.287	27.547.334	3,32	50.125.986	63.250.195	26,18
UNITED ARAB EMIRATES	13.111	192.154	1.365,60	45.628	387.318	748,86
QATAR	138	162	17,17	87	1.166	1.240,23
EGYPT	23.326.781	22.005.749	-5,66	45.129.100	51.697.697	14,56
LIBYAN ARAB JAMAHIRIYA	32.515	22.424	-31,03	87.250	55.387	-36,52
MOROCCO	3.179.723	3.395.299	6,78	6.125.316	7.077.971	15,55
TUNISIA	673.931	219.986	-67,36	1.218.748	428.500	-64,84
ALGERIA	2.188.202		-100,00	6.531.708		-100,00
ETHIOPIA	1.644.953	974.183	-40,78	4.547.553	3.159.507	-30,52
TANZANIA, UNITED REP. OF	53.397	67.050	25,57	61.257	71.416	16,59
KENYA	1.309.451	1.852.947	41,51	3.670.859	6.084.121	65,74
GHANA	21.071	12.115	-42,51	64.012	43.910	-31,40
CONGO	680	4.600	576,47	407	1.118	174,86
NIGERIA	237.727	336.655	41,61	443.178	832.357	87,82
GABON		390	-		386	-
SENEGAL	19.640	6.697	-65,90	3.653	6.794	85,99
DJIBOUTI	116.953	250.829	114,47	163.420	459.694	181,30
SOUTH AFRICA	1.280.405	1.260.235	-1,58	1.742.431	2.672.893	53,40
MAURITIUS	249.130	943.193	278,60	717.445	2.860.447	298,70
AUSTRALIA	335.838	664.680	97,92	1.373.597	2.053.473	49,50
NEW ZEALAND	6.064	2.946	-51,43	46.995	30.029	-36,10
VANUATU	24.313		-100,00	32.835		-100,00
FIJI	1.444	5.318	268,27	9.036	32.508	259,78
EAST TIMOR	54.900	59.988	9,27	35.980	44.964	24,97
UNITED STATES	11.384.366	17.012.926	49,44	23.307.486	38.367.281	64,61
CANADA	1.325.128	1.065.452	-19,60	2.507.558	2.204.283	-12,09
MEXICO	3.981.015	6.333.588	59,09	7.314.540	13.019.246	77,99
GUATEMALA	1.883.224	1.802.596	-4,28	6.194.949	5.401.895	-12,80
HONDURAS	4.224.372	16.300.891	285,88	10.749.864	47.883.583	345,43
NICARAGUA	45.608		-100,00	115.558		-100,00
PANAMA	29	294	912,10	77	8.025	10.390,65
CHILE	1.630.047	1.119.383	-31,33	3.409.073	2.922.248	-14,28
VENEZUELA	98.341	324.580	230,05	200.794	791.156	294,01
ARGENTINA	5.967.188	6.286.231	5,35	9.559.442	13.936.065	45,78
BRAZIL	24.395.237	35.421.249	45,20	40.529.966	71.005.686	75,19
COLOMBIA	4.028.801	7.459.590	85,16	7.367.703	16.507.613	124,05
URUGUAY	131.105	815.271	521,85	169.963	2.012.618	1.084,15
PARAGUAY	99.240	292.069	194,31	193.518	653.599	237,75
ECUADOR	365.425	1.157.977	216,89	559.051	2.201.379	293,77
PERU	3.247.376	6.365.282	96,01	6.208.234	14.594.114	135,08
TRINIDAD AND TOBAGO	48.684	36.528	-24,97	95.794	58.445	-38,99
DOMINICAN REPUBLIC	1.917.766	2.393.912	24,83	4.999.960	7.038.399	40,77
EL SALVADOR	144.114	36.931	-74,37	382.955	96.273	-74,86
COSTA RICA	24.132	23.587	-2,26	50.548	45.843	-9,31
UNITED KINGDOM	2.096.397	1.884.083	-10,13	3.653.125	3.479.909	-4,74
NETHERLANDS	838.049	850.536	1,49	2.088.530	2.134.890	2,22
FRANCE	9.689	28.197	191,03	20.652	49.854	141,40
GERMANY, FED. REP. OF	6.468.179	7.593.577	17,40	15.020.490	17.901.070	19,18
BELGIUM	6.270.723	5.410.392	-13,72	12.160.895	11.106.250	-8,67
SWITZERLAND	167	4	-97,61	326	4	-98,93
DENMARK	38.168	119.853	214,02	116.453	235.121	101,90
NORWAY	16	213	1.269,31	297	1.933	551,33
SWEDEN	16.420	18.538	12,90	36.074	40.583	12,50
FINLAND	8.889	29.703	234,16	18.181	78.868	333,79
IRELAND	64.873	21.622	-66,67	145.596	40.017	-72,52
ITALY	9.231.663	10.266.934	11,21	17.767.966	22.410.893	26,13
SPAIN	4.685.102	4.381.434	-6,48	9.436.551	9.081.384	-3,76
PORTUGAL	5.195.208	4.617.380	-11,12	12.535.672	11.921.371	-4,90
GREECE	767.014	422.287	-44,94	1.263.274	772.131	-38,88
HUNGARY	145.145	157.645	8,61	589.712	667.880	13,26
POLAND	2.316.436	2.555.936	10,34	4.358.895	5.493.496	26,03
ROMANIA	1.275.276	1.070.568	-16,05	2.233.365	2.340.013	4,78
BULGARIA	234.066	61.550	-73,70	309.939	134.139	-56,72
ALBANIA	35.213		-100,00	43.135		-100,00
ARMENIA		7	-		3	-
BELARUS		19.835	-		13.885	-
UKRAINE	279.714	321.905	15,08	396.329	383.439	-3,25
UZBEKISTAN		24.603	-		65.024	-
LITHUANIA	55.145	168.529	205,61	130.441	349.402	167,86
LATVIA	382.471	97.131	-74,60	569.988	192.096	-66,30
ESTONIA	248.197	236.456	-4,73	439.041	408.634	-6,93
GEORGIA	307.847	82.841	-73,09	338.771	80.645	-76,19
CROATIA	25.359	35.085	38,35	27.529	36.679	33,24
SLOVENIA	1.378.214	613.413	-55,49	2.573.488	1.369.665	-46,78
CZECH REPUBLIC	19.075		-100,00	50.937		-100,00
RUSSIA FEDERATION	6.416.379	7.184.968	11,98	6.886.584	7.438.732	8,02
KAIN TENUNAN	**72.478.560**	**72.067.736**	**-0,57**	**393.440.304**	**403.862.353**	**2,65**
JAPAN	18.184.066	15.139.526	-16,74	90.130.409	76.804.096	-14,79
HONG KONG	117.027	230.145	96,66	1.160.760	2.177.211	87,57
KOREA, REPUBLIC OF	2.841.565	2.729.432	-3,95	9.415.052	8.983.469	-4,58
TAIWAN	1.146.457	630.824	-44,98	3.656.355	2.160.663	-40,91
CHINA	1.791.447	1.811.515	1,12	9.953.985	12.117.420	21,73
MACAU		2	-		138	-
PAPUA NEW GUINEA	72.489	115.941	59,94	403.358	710.748	76,21
THAILAND	2.439.656	2.992.591	22,66	10.253.735	11.153.497	8,77

https://www.bps.go.id

TABEL 6. PERKEMBANGAN EKSPOR INDONESIA MENURUT KOMODITI DAN NEGARA TUJUAN
JANUARI-AGUSTUS 2020 DAN 2021

KOMODITI / NEGARA TUJUAN	BERAT BERSIH (KG)		PERUB	NILAI FOB (US $)		PERUB
	JAN-AGT 2020	JAN-AGT 2021	%	JAN-AGT 2020	JAN-AGT 2021	%
(1)	(2)	(3)	(4)	(5)	(6)	(7)
SINGAPORE	878.269	429.740	-51,07	4.257.155	4.144.710	-2,64
PHILIPPINES	1.868.506	2.367.624	26,71	9.210.965	12.975.913	40,87
MALAYSIA	9.460.212	11.278.009	19,22	26.473.984	30.537.843	15,35
MYANMAR	569.467	359.701	-36,84	5.375.532	3.549.639	-33,97
CAMBODIA	257.888	136.743	-46,98	1.518.646	2.177.105	43,36
BRUNEI DARUSSALAM	39.912	66.743	67,22	338.884	485.559	43,28
LAO PEOPLE'S DEM. REP.	72.275	124.820	72,70	580.085	1.184.338	104,17
NEPAL	14.268	12.809	-10,23	41.645	52.620	26,35
VIET NAM	1.632.710	1.535.631	-5,95	14.989.172	13.354.445	-10,91
MALDIVES	5.755	38.953	576,88	60.212	219.718	264,91
INDIA	594.772	916.619	54,11	3.935.144	8.153.303	107,19
PAKISTAN	367.471	299.057	-18,62	714.137	763.430	6,90
BANGLADESH	1.942.617	1.605.009	-17,38	8.220.911	7.762.417	-5,58
SRI LANKA	399.321	524.428	31,33	2.068.593	2.604.163	25,89
AFGHANISTAN	30.120		-100,00	259.504		-100,00
IRAQ	105.157	123.800	17,73	725.036	871.246	20,17
IRAN (ISLAMIC REPUBLIC OF)	141.636	276.117	94,95	1.293.493	2.508.123	93,90
SAUDI ARABIA	4.015.121	3.633.423	-9,51	29.414.446	24.804.372	-15,67
ISRAEL	105.149	212.220	101,83	386.383	860.534	122,72
KUWAIT	217.454	148.411	-31,75	1.662.763	1.274.704	-23,34
JORDAN	35.972	21.810	-39,37	233.017	36.592	-84,30
LEBANON	24.496	87.667	257,88	157.404	561.793	256,91
YEMEN	168.417	315.895	87,57	1.022.200	1.805.671	76,65
OMAN	160.801	171.766	6,82	1.039.240	1.396.620	34,39
SYRIA ARAB REPUBLIC	5.855		-100,00	57.512		-100,00
TURKEY	3.259.384	1.983.612	-39,14	13.041.396	8.020.552	-38,50
UNITED ARAB EMIRATES	5.417.756	6.803.728	25,58	46.355.900	57.087.869	23,15
QATAR	281.062	479.782	70,70	2.770.148	4.398.557	58,78
BAHRAIN	51.644	35.091	-32,05	288.722	232.196	-19,58
CYPRUS		531	-		5.666	-
EGYPT	409.665	582.939	42,30	2.944.909	4.880.438	65,72
LIBYAN ARAB JAMAHIRIYA	45.423	36.222	-20,26	369.995	317.522	-14,18
MOROCCO	10.721	25.146	134,56	106.716	236.036	121,18
TUNISIA	9.118	18.704	105,14	79.515	158.208	98,97
ALGERIA	111.186		-100,00	436.426		-100,00
SUDAN	261.763	252.782	-3,43	1.914.184	1.807.692	-5,56
NAMIBIA		2.049	-		17.688	-
ETHIOPIA	31.429	25.274	-19,59	187.010	138.451	-25,97
TANZANIA, UNITED REP. OF	810.274	671.575	-17,12	5.243.959	4.292.031	-18,15
MADAGASCAR	148.674	311.901	109,79	855.468	2.005.691	134,46
SOMALIA	859.564	651.062	-24,26	6.335.782	5.713.377	-9,82
KENYA	608.212	744.538	22,41	4.651.917	5.328.260	14,54
REUNION	178	50	-71,91	1.978	965	-51,20
TOGO	41.041	121.186	195,28	203.749	589.825	189,49
GHANA	128.089	187.191	46,14	573.811	820.260	42,95
GUINEA		365	-		75	-
CONGO	154		-100,00	126		-100,00
NIGERIA	11.958	2.940	-75,41	29.909	40.649	35,91
SENEGAL		14	-		210	-
SEYCHELLES	247	551	122,91	3.246	5.556	71,14
DJIBOUTI	34.389	58.864	71,17	227.573	221.931	-2,48
SOUTH AFRICA	159.707	184.198	15,33	1.103.892	1.317.333	19,34
ZIMBABWE	43.392	58.481	34,77	82.622	106.906	29,39
MAURITIUS	6.513	5.528	-15,13	46.594	42.269	-9,28
AUSTRALIA	676.167	914.161	35,20	4.250.177	6.262.684	47,35
NEW ZEALAND	136.073	235.134	72,80	897.969	1.518.825	69,14
MICRONESIA, FED. STATES OF	8.704	9.182	5,49	125.777	125.221	-0,44
GUAM	37		-100,00	893		-100,00
PALAU	15		-100,00	122		-100,00
NEW CALEDONIA	61	452	640,98	2.598	6.385	145,80
VANUATU	31		-100,00	347		-100,00
WALLIS AND FUTUNA ISLANDS		1	-		31	-
FIJI	71.620	118.098	64,90	783.417	1.299.498	65,88
SOLOMON ISLANDS	2		-100,00	63		-100,00
EAST TIMOR	35.872	38.497	7,32	132.504	106.605	-19,55
UNITED STATES	3.669.736	4.080.187	11,18	26.124.165	29.772.999	13,97
CANADA	252.185	291.284	15,50	1.988.828	2.438.437	22,61
MEXICO	169.859	120.700	-28,94	1.208.109	1.006.159	-16,72
GUATEMALA	9.336	8.089	-13,36	69.192	74.508	7,68
NICARAGUA	145		-100,00	1.497		-100,00
PANAMA	59.469	62.452	5,02	388.239	437.762	12,76
SURINAME		40.616	-		183.835	-
CHILE	33.775	61.538	82,20	146.289	190.087	29,94
ARGENTINA	28.439	10.255	-63,94	139.437	58.477	-58,06
BRAZIL	169.591	253.249	49,33	1.318.376	1.716.862	30,23
COLOMBIA	71.535	82.635	15,52	498.893	534.704	7,18
ECUADOR	27.472	3.383	-87,69	216.910	35.021	-83,85
PERU	48.951	22.085	-54,88	311.081	119.519	-61,58
JAMAICA	2.855	250	-91,24	11.221	1.077	-90,40
PUERTO RICO	18.668	21.437	14,83	113.858	115.823	1,73
EL SALVADOR	9.458	1.380	-85,41	86.067	7.715	-91,04
COSTA RICA	7.577	14.961	97,45	48.425	80.526	66,29
HAITI	5.291		-100,00	29.211		-100,00
BARBADOS	75		-100,00	563		-100,00
ANTIGUA AND BARBUDA		9.558	-		81.271	-
FRENCH POLYNESIA	10.334	8.152	-21,11	123.986	113.031	-8,84
GUADELOUPE	340		-100,00	5.302		-100,00
VIRGIN ISLANDS (BRITISH)		115	-		1.697	-

https://www.bps.go.id

TABEL 6. PERKEMBANGAN EKSPOR INDONESIA MENURUT KOMODITI DAN NEGARA TUJUAN
JANUARI-AGUSTUS 2020 DAN 2021

KOMODITI / NEGARA TUJUAN	BERAT BERSIH (KG)		PERUB	NILAI FOB (US $)		PERUB
	JAN-AGT 2020	JAN-AGT 2021	%	JAN-AGT 2020	JAN-AGT 2021	%
(1)	(2)	(3)	(4)	(5)	(6)	(7)
UNITED KINGDOM	439.507	391.716	-10,87	3.526.932	3.359.673	-4,74
NETHERLANDS	1.258.593	1.062.256	-15,60	8.170.243	6.645.667	-18,66
FRANCE	18.415	55.584	201,84	258.985	395.926	52,88
GERMANY, FED. REP. OF	267.168	216.893	-18,82	1.923.104	1.401.354	-27,13
AUSTRIA	502		-100,00	5.951		-100,00
BELGIUM	505.933	391.847	-22,55	1.745.648	1.220.191	-30,10
SWITZERLAND	1.102	616	-44,12	5.889	11.164	89,57
DENMARK	81.087	23.422	-71,11	691.392	298.147	-56,88
NORWAY	5	42	775,00	51	495	872,11
SWEDEN	2.263	957	-57,69	22.763	9.727	-57,27
FINLAND	23.049	2	-99,99	135.524	5	-100,00
ITALY	337.579	400.727	18,71	2.526.203	2.164.729	-14,31
SPAIN	356.092	257.537	-27,68	2.263.363	1.383.355	-38,88
PORTUGAL	651.263	684.317	5,08	2.504.860	2.901.367	15,83
GREECE	172.725	145.593	-15,71	1.126.276	853.504	-24,22
HUNGARY	39.822	58.053	45,78	520.685	720.057	38,29
POLAND	18.012	6.728	-62,65	128.996	54.772	-57,54
ROMANIA	147.438	6.579	-95,54	540.296	14.789	-97,26
BULGARIA	3.219	11.284	250,60	39.190	73.846	88,43
ALBANIA		7.501	-		39.729	-
BELARUS		1	-		18	-
UKRAINE	12.737	10.065	-20,98	140.419	107.412	-23,51
LITHUANIA		102.108	-		134.871	-
LATVIA	6.577		-100,00	29.652		-100,00
CROATIA	105	22	-79,11	2.148	357	-83,37
MALTA		36	-		996	-
SLOVENIA	82.051	120.705	47,11	641.844	921.175	43,52
CZECH REPUBLIC	40		-100,00	672		-100,00
RUSSIA FEDERATION	81.734	124.020	51,74	600.440	881.958	46,89
SERAT STAPEL BUATAN	**413.282.556**	**444.316.486**	**7,51**	**438.079.401**	**684.144.428**	**56,17**
JAPAN	12.851.308	12.209.218	-5,00	19.397.476	19.322.099	-0,39
HONG KONG	199.545	60	-99,97	292.509	1.260	-99,57
KOREA, REPUBLIC OF	2.828.588	1.676.629	-40,73	3.159.669	2.420.793	-23,38
TAIWAN	9.439.480	9.290.791	-1,58	12.089.860	15.671.119	29,62
CHINA	21.309.129	29.533.393	38,60	23.682.399	58.352.225	146,39
THAILAND	5.217.911	5.695.880	9,16	6.624.238	8.963.355	35,31
SINGAPORE	1.021	32	-96,86	4.260	209	-95,10
PHILIPPINES	332.915	535.179	60,76	268.306	572.235	113,28
MALAYSIA	4.914.251	5.901.834	20,10	4.748.041	9.463.983	99,32
CAMBODIA	87.190	39.819	-54,33	51.442	30.014	-41,66
NEPAL	47.874		-100,00	60.562		-100,00
VIET NAM	21.559.391	20.269.173	-5,98	18.530.976	25.866.465	39,59
MALDIVES		25	-		3.377	-
INDIA	17.830.459	19.519.879	9,47	21.544.703	29.301.996	36,01
PAKISTAN	97.483.558	110.516.911	13,37	96.680.220	177.359.744	83,45
BANGLADESH	57.816.846	58.666.200	1,47	57.009.042	81.745.982	43,39
SRI LANKA	2.939.327	447.734	-84,77	2.520.794	437.333	-82,65
SAUDI ARABIA	597.872	458.430	-23,32	553.641	457.112	-17,44
ISRAEL	4.562.365	2.410.769	-47,16	6.287.989	3.874.197	-38,39
KUWAIT		1	-		1	-
JORDAN	127.949	597.986	367,36	111.312	588.196	428,42
LEBANON	113.521		-100,00	113.160		-100,00
OMAN		151.393	-		182.889	-
SYRIA ARAB REPUBLIC	48.117		-100,00	52.489		-100,00
TURKEY	68.432.138	64.030.882	-6,43	77.609.852	116.486.136	50,09
UNITED ARAB EMIRATES	3.891.242	5.165.132	32,74	3.704.731	9.072.172	144,88
QATAR	65.242	24.465	-62,50	65.273	29.474	-54,84
BAHRAIN	12.000	24.000	100,00	13.850	24.345	75,77
EGYPT	2.762.817	1.311.649	-52,52	2.233.759	2.237.429	0,16
MOROCCO	711.738	930.250	30,70	761.431	1.498.583	96,81
TUNISIA	43.614	50.200	15,10	41.967	50.657	20,71
ALGERIA	47.501	25.000	-47,37	61.317	46.250	-24,57
TANZANIA, UNITED REP. OF	24.000		-100,00	22.520		-100,00
KENYA	55.627	142.620	156,39	66.938	272.534	307,15
TOGO		64.114	-		73.573	-
GHANA	41.828	85.765	105,04	39.736	101.846	156,31
ANGOLA		73.336	-		88.678	-
NIGERIA	24.432	24.220	-0,87	37.821	56.447	49,25
COTE D'IVOIRE	20.500		-100,00	17.895		-100,00
SOUTH AFRICA	31.192	96.594	209,68	69.478	240.912	246,75
MAURITIUS	47.512	120.273	153,14	61.786	208.506	237,46
AUSTRALIA	3.532.010	3.103.334	-12,14	3.670.619	3.230.483	-11,99
NEW ZEALAND	75.458	424.801	462,96	98.758	428.307	333,69
UNITED STATES	25.369.534	34.729.113	36,89	25.728.546	41.584.447	61,63
CANADA	221.271	133.600	-39,62	182.242	122.421	-32,83
MEXICO	1.382.843	1.010.269	-26,94	1.582.091	1.744.665	10,28
GUATEMALA	174.662	113.304	-35,13	161.096	116.491	-27,69
HONDURAS		115.000	-		322.000	-
ARGENTINA	323.978	1.041.451	221,46	362.743	1.240.496	241,98
BRAZIL	4.465.209	10.390.790	132,71	4.896.122	16.864.169	244,44
COLOMBIA	1.771.119	1.629.850	-7,98	1.380.498	1.631.756	18,20
ECUADOR	383.411	376.471	-1,81	318.603	397.440	24,74
PERU	552.223	1.841.071	233,39	525.798	2.740.461	421,20
JAMAICA		41.440	-		45.998	-
DOMINICAN REPUBLIC	45.000	66.250	47,22	43.688	57.863	32,45
EL SALVADOR	186.920	464.000	148,24	255.665	732.941	186,68
COSTA RICA	240.000	64.164	-73,27	199.260	54.537	-72,63

https://www.bps.go.id

TABEL 6. PERKEMBANGAN EKSPOR INDONESIA MENURUT KOMODITI DAN NEGARA TUJUAN
JANUARI-AGUSTUS 2020 DAN 2021

KOMODITI / NEGARA TUJUAN	BERAT BERSIH (KG)		PERUB	NILAI FOB (US $)		PERUB
	JAN-AGT 2020	JAN-AGT 2021	%	JAN-AGT 2020	JAN-AGT 2021	%
(1)	(2)	(3)	(4)	(5)	(6)	(7)
UNITED KINGDOM	8.801.993	8.451.161	-3,99	7.720.232	7.414.278	-3,96
NETHERLANDS	1.062.256	528.627	-50,24	1.313.661	866.856	-34,01
FRANCE	358.176	243.403	-32,04	489.546	459.676	-6,10
GERMANY, FED. REP. OF	5.996.393	5.441.480	-9,25	6.593.104	5.373.513	-18,50
BELGIUM	3.214.417	3.496.550	8,78	3.356.927	4.077.467	21,46
SWITZERLAND	20		-100,00	37		-100,00
SWEDEN	11.000		-100,00	10.670		-100,00
FINLAND	560.455	796.600	42,13	795.497	1.407.576	76,94
IRELAND		1	-		1	-
ITALY	1.898.573	1.447.228	-23,77	2.181.945	1.884.691	-13,62
SPAIN	6.047.038	6.336.990	4,79	6.352.806	8.275.547	30,27
PORTUGAL	1.521.954	866.857	-43,04	1.322.425	711.783	-46,18
GREECE	69.888	232.496	232,67	69.295	257.819	272,06
HUNGARY	200		-100,00	20.510		-100,00
POLAND	3.075.092	3.307.865	7,57	3.647.123	3.295.758	-9,63
ROMANIA	55.566	43.021	-22,58	44.675	35.277	-21,04
BULGARIA	1.487.286	847.437	-43,02	1.144.652	655.775	-42,71
UZBEKISTAN		164.819	-		329.564	-
LITHUANIA	180.113	314.061	74,37	140.002	345.602	146,86
LATVIA		529.493	-		948.853	-
ESTONIA	48.568		-100,00	58.901		-100,00
CROATIA	22.216	22.000	-0,97	19.994	21.550	7,78
CZECH REPUBLIC	23.936	150	-99,37	34.997	15.930	-54,48
RUSSIA FEDERATION	3.603.783	5.611.509	55,71	4.765.231	11.350.312	138,19
SERAT/BENANG/STRIP FILAMEN BUATAN	**91.896.039**	**125.802.474**	**36,90**	**154.154.566**	**225.519.611**	**46,29**
JAPAN	8.355.626	10.923.122	30,73	20.700.665	26.809.659	29,51
HONG KONG	118.438	55.718	-52,96	693.642	301.259	-56,57
KOREA, REPUBLIC OF	2.693.843	2.601.905	-3,41	4.528.707	5.065.610	11,86
TAIWAN	1.090.916	1.171.165	7,36	3.521.969	4.348.702	23,47
CHINA	3.412.429	2.422.612	-29,01	4.671.551	4.776.122	2,24
PAPUA NEW GUINEA	6		-100,00	44		-100,00
THAILAND	7.985.194	13.485.917	68,89	16.208.417	30.527.780	88,35
SINGAPORE	38.183	16.687	-56,30	123.654	420.791	240,30
PHILIPPINES	286.207	123.950	-56,69	626.014	375.826	-39,97
MALAYSIA	600.371	714.462	19,00	1.422.204	2.308.260	62,30
MYANMAR	387.894	23.407	-93,97	1.745.529	93.281	-94,66
CAMBODIA		22.205	-		87.996	-
BRUNEI DARUSSALAM		55	-		39	-
VIET NAM	10.074.782	10.106.992	0,32	17.423.597	20.457.163	17,41
MALDIVES		9	-		804	-
INDIA	7.663.899	22.128.040	188,73	10.814.101	32.528.082	200,79
PAKISTAN	1.204.352	2.056.464	70,75	1.332.141	3.093.853	132,25
BANGLADESH	1.629.780	2.260.306	38,69	2.399.494	3.944.730	64,40
SRI LANKA	24.852	111.266	347,72	68.343	173.271	153,53
IRAN (ISLAMIC REPUBLIC OF)	61.057		-100,00	93.580		-100,00
SAUDI ARABIA	120.668	15.279	-87,34	130.580	28.929	-77,85
ISRAEL		633	-		1.012	-
KUWAIT	370		-100,00	7.709		-100,00
JORDAN	22.714	235.855	938,37	25.936	331.956	1.179,92
SYRIA ARAB REPUBLIC	50.834		-100,00	70.322		-100,00
TURKEY	14.495.567	8.651.973	-40,31	19.576.658	13.016.904	-33,51
UNITED ARAB EMIRATES	93.840	186.042	98,26	120.009	347.737	189,76
EGYPT	3.105.840	5.412.058	74,25	3.231.412	6.261.870	93,78
MOROCCO	355.185	409.034	15,16	599.453	630.379	5,16
TUNISIA	446.610	692.325	55,02	768.185	1.220.463	58,88
ALGERIA	441.113	485.681	10,10	888.997	995.219	11,95
TANZANIA, UNITED REP. OF		110.611	-		135.819	-
KENYA	23.736	219.400	824,33	28.932	278.193	861,54
MOZAMBIQUE		21.072	-		26.607	-
TOGO		11.921	-		70.889	-
SWAZILAND	43.520	64.173	47,46	91.604	112.594	22,91
SOUTH AFRICA	431.588	968.943	124,51	882.668	1.846.944	109,25
AUSTRALIA	91.004	202.911	122,97	168.931	563.532	233,59
NEW ZEALAND	30.197	35.154	16,41	59.441	66.247	11,45
FIJI		218	-		2.254	-
SOLOMON ISLANDS	810		-100,00	4.774		-100,00
EAST TIMOR	7		-100,00	31		-100,00
UNITED STATES	8.733.114	16.228.311	85,83	13.683.296	24.403.914	78,35
CANADA	1.460.315	3.051.352	108,95	1.978.424	4.305.306	117,61
MEXICO	750.147	2.911.201	288,08	1.355.669	4.788.874	253,25
CHILE	85.142	131.942	54,97	111.454	233.422	109,43
VENEZUELA	9.072	9.090	0,20	14.000	12.907	-7,80
ARGENTINA	2.227.927	1.879.083	-15,66	2.761.772	3.023.957	9,49
BRAZIL	1.979.287	3.722.180	88,06	3.260.464	6.759.948	107,33
COLOMBIA	69.265	140.154	102,34	120.536	224.079	85,90
BOLIVIA		23.000	-		34.946	-
PARAGUAY	50	241	382,09	2.310	4.195	81,59
ECUADOR	241.888	290.544	20,12	366.631	444.405	21,21
PERU	51.475	86.133	67,33	117.781	269.891	129,15
GUYANA		1.364	-		5.790	-
BAHAMAS		25.200	-		25.983	-
EL SALVADOR		32.307	-		76.507	-
COSTA RICA		1	-		54	-
UNITED KINGDOM	397.145	496.918	25,12	766.859	910.042	18,67
NETHERLANDS	622.409	631.670	1,49	1.135.747	1.085.177	-4,45
FRANCE	333.865	189.727	-43,17	567.121	295.282	-47,93

https://www.bps.go.id

TABEL 6. PERKEMBANGAN EKSPOR INDONESIA MENURUT KOMODITI DAN NEGARA TUJUAN
JANUARI-AGUSTUS 2020 DAN 2021

KOMODITI / NEGARA TUJUAN	BERAT BERSIH (KG)		PERUB	NILAI FOB (US $)		PERUB
	JAN-AGT 2020	JAN-AGT 2021	%	JAN-AGT 2020	JAN-AGT 2021	%
(1)	(2)	(3)	(4)	(5)	(6)	(7)
GERMANY, FED. REP. OF	2.954.348	2.839.581	-3,88	4.650.326	4.957.035	6,60
BELGIUM	1.951.526	1.173.307	-39,88	2.554.266	1.872.045	-26,71
DENMARK	366.962	508.913	38,68	608.090	906.712	49,11
NORWAY	1.353	1.571	16,12	7.888	12.786	62,08
SWEDEN	4.955	7.407	49,48	88.599	133.404	50,57
FINLAND	49.392	32.928	-33,33	85.109	59.516	-30,07
ITALY	1.777.832	2.758.885	55,18	2.864.540	4.637.236	61,88
SPAIN	872.449	693.364	-20,53	1.394.826	1.128.903	-19,07
PORTUGAL	390.441	661.143	69,33	569.985	980.931	72,10
GREECE	45.255	91.547	102,29	96.493	157.210	62,92
HUNGARY	34.311	50.848	48,20	299.351	495.800	65,62
POLAND	127.089	62.040	-51,18	180.140	124.644	-30,81
ROMANIA	276.085	173.860	-37,03	415.868	265.594	-36,14
BULGARIA	425.796	633.128	48,69	625.962	991.622	58,42
LATVIA		147	-		10.090	-
CROATIA		22.704	-		37.565	-
SLOVENIA	39.503	20.205	-48,85	67.155	34.348	-48,85
CZECH REPUBLIC	1.038	29.089	2.701,33	17.296	120.162	594,74
RUSSIA FEDERATION	235.173	243.829	3,68	357.310	438.552	22,74
KAIN RAJUTAN	**13.199.792**	**12.700.337**	**-3,78**	**79.199.229**	**79.625.728**	**0,54**
JAPAN	396.873	496.191	25,03	2.403.732	2.601.247	8,22
HONG KONG	103.626	119.679	15,49	897.762	1.015.760	13,14
KOREA, REPUBLIC OF	747.588	518.443	-30,65	3.546.375	2.176.982	-38,61
TAIWAN	27.575	58.494	112,12	162.787	287.943	76,88
CHINA	379.819	338.396	-10,91	3.615.350	2.767.332	-23,46
MACAU	41	2	-95,61	233	3	-98,71
THAILAND	310.018	529.300	70,73	2.004.121	3.793.095	89,26
SINGAPORE	575.566	214.331	-62,76	3.149.203	1.712.731	-45,61
PHILIPPINES	231.712	533.412	130,20	1.213.272	2.792.032	130,12
MALAYSIA	252.961	258.874	2,34	1.313.621	1.226.500	-6,63
MYANMAR	80.250	31.734	-60,46	836.924	287.360	-65,66
CAMBODIA	594.760	477.907	-19,65	5.870.897	3.312.812	-43,57
BRUNEI DARUSSALAM	20	401	1.905,00	25	469	1.776,00
LAO PEOPLE'S DEM. REP.	71.942	665	-99,08	334.208	8.480	-97,46
VIET NAM	4.132.954	4.736.775	14,61	28.313.235	30.223.401	6,75
MALDIVES	176	2.568	1.357,98	732	10.938	1.393,97
INDIA	364.034	286.488	-21,30	326.971	693.319	112,04
PAKISTAN	17.527	5.576	-68,19	47.307	43.524	-8,00
BANGLADESH	123.565	200.447	62,22	968.815	1.581.381	63,23
SRI LANKA	85.957	310.917	261,71	609.975	3.073.545	403,88
SAUDI ARABIA		273	-		15.278	-
ISRAEL	150		-100,00	3.201		-100,00
KUWAIT	3.162		-100,00	13.262		-100,00
JORDAN	13.957	693.138	4.866,20	118.317	5.515.799	4.561,89
TURKEY		7	-		304	-
UNITED ARAB EMIRATES	21.288	16.933	-20,45	138.859	115.895	-16,54
EGYPT	7.478	77.115	931,23	32.817	96.847	195,12
TUNISIA	67		-100,00	3.909		-100,00
LESOTHO	68		-100,00	743		-100,00
ETHIOPIA		137.090	-		1.057.166	-
KENYA	136		-100,00	1.931		-100,00
TOGO	3.500		-100,00	8.190		-100,00
GHANA	78.190		-100,00	489.619		-100,00
SIERRA LEONE		1	-		0	-
SENEGAL		6.000	-		525	-
SOUTH AFRICA	55.782	13.150	-76,43	346.703	44.183	-87,26
MAURITIUS	2.543	1.649	-35,17	22.871	14.720	-35,64
AUSTRALIA	98.127	137.086	39,70	704.903	953.716	35,30
NEW ZEALAND	51.728	98.131	89,70	397.677	818.424	105,80
EAST TIMOR	959	991	3,28	4.936	4.987	1,03
UNITED STATES	567.101	620.393	9,40	2.995.231	3.951.716	31,93
CANADA	3.050	43	-98,61	21.980	2.380	-89,17
MEXICO	0	1.477	1.342.327,27	1	7.343	564.770,00
GUATEMALA	2.705	53.063	1.861,44	17.173	365.756	2.029,81
HONDURAS	41.470	81.545	96,64	630.140	1.252.622	98,78
NICARAGUA	5.795		-100,00	37.100		-100,00
BRAZIL	1.557	9.434	505,92	18.718	66.618	255,90
COLOMBIA	313	508	62,24	4.771	8.684	82,01
DOMINICAN REPUBLIC	191	154	-19,37	305	260	-14,92
EL SALVADOR		14.256	-		170.264	-
HAITI	1.557.565	170.766	-89,04	8.321.955	880.166	-89,42
FRENCH POLYNESIA		687	-		9.865	-
UNITED KINGDOM	7	2.466	35.586,87	238	16.135	6.672,95
NETHERLANDS	262.804	267.915	1,94	627.787	712.958	13,57
FRANCE	236	816	246,03	4.126	28.644	594,28
GERMANY, FED. REP. OF	75.548	227	-99,70	171.066	1.793	-98,95
BELGIUM	207.345	181.416	-12,51	846.642	782.263	-7,60
SWITZERLAND	55	2	-97,28	590	3	-99,49
DENMARK		9.978	-		27.232	-
SWEDEN	7.641	7.944	3,96	14.727	20.031	36,02
ITALY	697.472	668.054	-4,22	3.456.758	3.475.482	0,54
SPAIN	4.742	1.750	-63,10	18.658	16.433	-11,93
PORTUGAL	81.548	42	-99,95	396.753	705	-99,82
GREECE	69.147	210.392	204,27	366.744	1.130.469	208,24
HUNGARY		660	-		5.577	-
POLAND	9.879		-100,00	24.435		-100,00
ROMANIA	184.602	10.921	-94,08	484.351	25.289	-94,78

https://www.bps.go.id

TABEL 6. PERKEMBANGAN EKSPOR INDONESIA MENURUT KOMODITI DAN NEGARA TUJUAN
JANUARI-AGUSTUS 2020 DAN 2021

KOMODITI / NEGARA TUJUAN	BERAT BERSIH (KG)		PERUB	NILAI FOB (US $)		PERUB
	JAN-AGT 2020	JAN-AGT 2021	%	JAN-AGT 2020	JAN-AGT 2021	%
(1)	(2)	(3)	(4)	(5)	(6)	(7)
LITHUANIA	1.065		-100,00	44.254		-100,00
SLOVENIA	583.521	83.097	-85,76	2.789.428	415.924	-85,09
CZECH REPUBLIC	335		-100,00	1.812		-100,00
RUSSIA FEDERATION		170	-		4.418	-
KAIN SULAMAN/BORDIR	**170.803**	**126.836**	**-25,74**	**2.179.685**	**1.592.135**	**-26,96**
JAPAN	460	515	11,99	20.319	18.943	-6,77
HONG KONG	1.695	279	-83,57	60.792	14.102	-76,80
KOREA, REPUBLIC OF	18	0	-98,38	285	7	-97,68
CHINA	60	19	-68,67	2.194	740	-66,30
THAILAND	61.054	61.583	0,87	634.686	503.455	-20,68
SINGAPORE	27.072	2.002	-92,61	311.819	43.433	-86,07
MALAYSIA	5.577	6.563	17,67	95.152	279.978	194,24
CAMBODIA	2.689	283	-89,47	83.218	10.499	-87,38
BRUNEI DARUSSALAM		2	-		14	-
INDIA	568	3.378	495,17	12.967	74.479	474,38
BANGLADESH	14.564	7.207	-50,52	259.847	127.881	-50,79
SRI LANKA	10.695	67	-99,37	48.732	2.111	-95,67
SAUDI ARABIA	6.591		-100,00	48.207		-100,00
TURKEY	1.327		-100,00	9.794		-100,00
UNITED ARAB EMIRATES	12.652	18.407	45,49	153.623	207.111	34,82
KENYA	30	88	191,10	1.243	5.096	309,86
AUSTRALIA	1.736	3.364	93,82	13.446	30.037	123,39
NEW ZEALAND	145	128	-11,41	3.069	2.846	-7,27
EAST TIMOR	2.100	1.962	-6,57	1.587	432	-72,79
UNITED STATES	968	493	-49,06	40.478	19.054	-52,93
CANADA	2.840	5.309	86,98	22.524	43.877	94,80
MEXICO	1.485		-100,00	21.757		-100,00
GUATEMALA	3.559		-100,00	100.485		-100,00
PANAMA	2.838		-100,00	39.417		-100,00
CHILE	387	2.517	549,60	8.721	58.983	576,35
BRAZIL	558		-100,00	17.854		-100,00
ECUADOR	2.658		-100,00	33.161		-100,00
UNITED KINGDOM	220	225	2,00	6.843	8.638	26,24
NETHERLANDS	484	7.776	1.506,96	14.243	11.125	-21,89
FRANCE	1.382	2.716	96,50	42.964	74.469	73,33
GERMANY, FED. REP. OF	2.037		-100,00	25.692		-100,00
PORTUGAL	186	1.312	604,35	11.085	38.575	247,98
GREECE	626	110	-82,41	8.650	1.942	-77,55
POLAND	144	109	-24,10	7.552	9.092	20,40
BELARUS	1.398	420	-69,97	17.280	5.217	-69,81
SERAT TEKSTIL	**43.819.412**	**45.475.841**	**3,78**	**26.819.816**	**26.372.231**	**-1,67**
JAPAN	5.723.132	8.360.599	46,08	1.816.412	2.982.979	64,22
HONG KONG	72.715	604	-99,17	191.146	23.616	-87,64
KOREA, REPUBLIC OF	1.755.989	3.717.532	111,71	610.642	962.093	57,55
TAIWAN	2.363.675	815.379	-65,50	2.732.753	1.183.180	-56,70
CHINA	21.074.960	20.343.416	-3,47	5.289.351	5.045.870	-4,60
PAPUA NEW GUINEA		10	-		109	-
THAILAND	764.856	2.113.176	176,28	1.192.688	2.728.077	128,73
SINGAPORE	94.513	18.616	-80,30	1.078.717	686.232	-36,38
PHILIPPINES	1.414.953	613.370	-56,65	2.979.253	1.302.490	-56,28
MALAYSIA	647.406	1.208.607	86,68	829.718	615.336	-25,84
MYANMAR	20.894	21.327	2,07	80.649	85.795	6,38
BRUNEI DARUSSALAM	2.664	4.692	76,11	22.185	41.577	87,41
VIET NAM	6.970.771	6.993.950	0,33	5.679.692	8.029.071	41,36
MALDIVES	330		-100,00	286		-100,00
INDIA	541.733	392.033	-27,63	625.963	446.341	-28,70
BANGLADESH	539.462	616.548	14,29	1.535.282	1.948.692	26,93
SRI LANKA	64.434	23.630	-63,33	50.174	5.907	-88,23
IRAN (ISLAMIC REPUBLIC OF)	13.884	20.826	50,00	56.934	86.438	51,82
ISRAEL	18.775	20.424	8,78	16.397	16.070	-1,99
KUWAIT		14	-		175	-
TURKEY	1.086		-100,00	3.100		-100,00
QATAR		1.000	-		1.882	-
AUSTRALIA	1.750	96.160	5.394,86	7.000	25.721	267,44
EAST TIMOR	10.662	3.376	-68,33	65.095	12.144	-81,34
UNITED STATES	1.214.857	43.771	-96,40	1.419.782	95.752	-93,26
CANADA	1.239		-100,00	469		-100,00
CHILE	98.955	20	-99,98	196.487	345	-99,82
ARGENTINA	23.862		-100,00	107.378		-100,00
BRAZIL	19.593		-100,00	9.816		-100,00
UNITED KINGDOM	61	1.183	1.833,33	2.911	11.391	291,29
NETHERLANDS	71.349	1.423	-98,01	32.561	14.655	-54,99
FRANCE	98	33	-66,33	1.531	696	-54,51
GERMANY, FED. REP. OF	128.668	114	-99,91	108.264	696	-99,36
BELGIUM	9		-100,00	259		-100,00
SWEDEN	20.714		-100,00	23.200		-100,00
ITALY	82.108	42.120	-48,70	12.742	8.580	-32,66
SPAIN	41.660	1.672	-95,99	36.175	10.072	-72,16
GREECE	95		-100,00	253		-100,00
LITHUANIA	17.500		-100,00	4.550		-100,00
MALTA		217	-		250	-
SUTRA	**10.065**	**43.699**	**334,17**	**31.795**	**59.364**	**86,71**
JAPAN	26	13	-48,92	40	358	790,91
CHINA	9	11	16,67	12	353	2.935,75
THAILAND	1		-100,00	34		-100,00

https://www.bps.go.id

TABEL 6. PERKEMBANGAN EKSPOR INDONESIA MENURUT KOMODITI DAN NEGARA TUJUAN
JANUARI-AGUSTUS 2020 DAN 2021

KOMODITI / NEGARA TUJUAN	BERAT BERSIH (KG)		PERUB	NILAI FOB (US $)		PERUB
	JAN-AGT 2020	JAN-AGT 2021	%	JAN-AGT 2020	JAN-AGT 2021	%
(1)	(2)	(3)	(4)	(5)	(6)	(7)
SINGAPORE	2.251	43	-98,07	2.025	6.056	199,16
MALAYSIA	80	34.107	42.534,14	1.719	46.864	2.626,34
KUWAIT	18		-100,00	2.432		-100,00
QATAR		156	-		324	-
SOUTH AFRICA		0	-		1	-
AUSTRALIA	1		-100,00	21		-100,00
EAST TIMOR	7.377	7.429	0,70	1.935	1.772	-8,45
UNITED STATES	68	12	-83,11	1.360	1.689	24,24
CANADA		8	-		60	-
UNITED KINGDOM	93	0	-99,79	19.403	1	-99,99
NETHERLANDS	100		-100,00	252		-100,00
FRANCE	9		-100,00	1.707		-100,00
GERMANY, FED. REP. OF		1.920	-		1.886	-
SWITZERLAND	17		-100,00	43		-100,00
SWEDEN	15		-100,00	803		-100,00
SPAIN	2		-100,00	9		-100,00
BARANG TEKSTIL LAINNYA	**86.719.700**	**88.839.794**	**2,44**	**468.902.934**	**390.671.013**	**-16,68**
JAPAN	21.539.245	22.238.483	3,25	101.885.127	107.038.508	5,06
HONG KONG	851.122	321.784	-62,19	16.465.212	2.669.285	-83,79
KOREA, REPUBLIC OF	4.334.278	4.757.407	9,76	21.337.082	25.791.114	20,87
TAIWAN	1.444.263	1.745.292	20,84	4.663.150	7.094.349	52,14
CHINA	7.961.294	3.754.646	-52,84	49.414.096	21.229.730	-57,04
MACAU	10.296		-100,00	201.397		-100,00
PAPUA NEW GUINEA	98.427	178.121	80,97	163.458	319.671	95,57
THAILAND	2.544.794	3.167.536	24,47	9.577.344	11.402.709	19,06
SINGAPORE	2.968.363	1.914.899	-35,49	71.268.360	10.724.061	-84,95
PHILIPPINES	1.728.728	1.991.236	15,19	5.650.504	5.020.377	-11,15
MALAYSIA	3.863.250	3.282.041	-15,04	11.219.075	9.504.669	-15,28
MYANMAR	170.466	124.360	-27,05	978.555	1.764.369	80,30
CAMBODIA	222.773	46.792	-79,00	803.927	313.317	-61,03
BRUNEI DARUSSALAM	82.709	101.968	23,28	203.954	421.951	106,89
LAO PEOPLE'S DEM. REP.	235	390	66,31	4.338	6.776	56,20
NEPAL	13		-100,00	216		-100,00
VIET NAM	3.535.148	3.947.944	11,68	13.696.029	15.904.408	16,12
MALDIVES	14.338	22.998	60,40	268.888	364.194	35,44
INDIA	7.173.387	5.212.736	-27,33	19.571.070	21.192.891	8,29
PAKISTAN	224.958	332.220	47,68	893.665	1.329.770	48,80
BANGLADESH	327.732	801.706	144,62	944.444	2.327.188	146,41
SRI LANKA	295.629	477.648	61,57	1.589.130	2.497.916	57,19
IRAQ	247.230	153.102	-38,07	592.714	410.278	-30,78
IRAN (ISLAMIC REPUBLIC OF)	125.973	162.778	29,22	646.423	852.073	31,81
SAUDI ARABIA	740.810	1.826.881	146,61	1.417.919	2.133.823	50,49
ISRAEL	9.084	6.480	-28,67	64.833	100.648	55,24
KUWAIT	9.353	11.840	26,59	127.470	148.770	16,71
JORDAN	1.755	427	-75,65	16.106	17.354	7,75
LEBANON	39	144	270,82	5.972	10.695	79,09
YEMEN	110	17.796	16.078,00	20	125.233	626.064,75
OMAN	361	10.044	2.682,22	2.634	310.893	11.702,49
TURKEY	301.182	41.930	-86,08	2.211.189	536.642	-75,73
UNITED ARAB EMIRATES	500.998	396.232	-20,91	2.564.101	2.164.886	-15,57
QATAR	26.239	238.575	809,25	89.552	334.240	273,24
BAHRAIN	26.041	79.266	204,39	10.904	38.443	252,56
CYPRUS	6		-100,00	349		-100,00
EGYPT	741	35.506	4.694,65	3.356	363.870	10.744,00
MOROCCO	252.851	427.325	69,00	1.666.758	2.774.405	66,46
TUNISIA	119	1.311	1.003,11	1.354	62.231	4.496,11
ALGERIA	47.442	262	-99,45	106.973	1.673	-98,44
SUDAN	0	1.186	118.571.500,00	41	70	71,69
ETHIOPIA	5.257	8.000	52,19	30.049	14.033	-53,30
TANZANIA, UNITED REP. OF	109.577	54.942	-49,86	183.736	98.005	-46,66
MADAGASCAR	14.886	26.171	75,81	35.199	113.312	221,92
SOMALIA	26.538	67.509	154,38	297.405	404.781	36,10
KENYA	320.520	381.352	18,98	975.047	1.790.686	83,65
REUNION	4.684	8.154	74,11	58.599	60.220	2,77
MOZAMBIQUE	37.535	59.333	58,07	143.596	171.974	19,76
TOGO	92.718	53.472	-42,33	143.882	109.980	-23,56
GHANA	37.000	14.583	-60,59	126.100	48.003	-61,93
LIBERIA		22.500	-		69.523	-
GUINEA	70	209	198,57	75	970	1.192,80
ANGOLA	15.804	25.468	61,15	34.700	62.686	80,65
CONGO	9	16	77,78	61	91	47,80
CAMEROON	279.357	309.300	10,72	558.946	805.267	44,07
NIGERIA	32.328	98.999	206,23	12.267	30.586	149,33
SIERRA LEONE	3		-100,00	20		-100,00
GABON		100	-		122	-
COTE D'IVOIRE	262.667	355.423	35,31	697.159	988.458	41,78
SENEGAL	51.399	75.073	46,06	82.237	180.714	119,75
MAURITANIA	10.465	10.672	1,98	16.413	18.995	15,73
MALI		217	-		1.729	-
BURKINA FASO	5.058		-100,00	5.698		-100,00
GAMBIA		0	-		103	-
SEYCHELLES	3.704	15.065	306,69	84.722	21.841	-74,22
UGANDA	116	906	681,03	81	10.337	12.661,23
NIGER	4	3.053	76.212,50	30	12.292	40.871,90
DJIBOUTI	4.452	61.788	1.287,99	8.752	395.166	4.415,11
SOUTH AFRICA	566.419	1.204.925	112,73	1.690.635	3.866.960	128,73
ZIMBABWE		29.662	-		70.604	-

https://www.bps.go.id

TABEL 6. PERKEMBANGAN EKSPOR INDONESIA MENURUT KOMODITI DAN NEGARA TUJUAN
JANUARI-AGUSTUS 2020 DAN 2021

KOMODITI / NEGARA TUJUAN	BERAT BERSIH (KG)		PERUB	NILAI FOB (US $)		PERUB
	JAN-AGT 2020	JAN-AGT 2021	%	JAN-AGT 2020	JAN-AGT 2021	%
(1)	(2)	(3)	(4)	(5)	(6)	(7)
MAURITIUS	10.418	11.118	6,72	97.648	59.838	-38,72
MAYOTTE	61	27	-55,70	615	266	-56,80
DEMOCRATIC REP. OF THE CONGO	29.747	29.730	-0,06	67.993	68.741	1,10
AUSTRALIA	2.302.853	2.207.421	-4,14	9.153.165	9.862.486	7,75
NEW ZEALAND	190.343	612.413	221,74	1.187.155	4.966.369	318,34
MICRONESIA, FED. STATES OF	54		-100,00	59		-100,00
GUAM	51	142	178,43	133	1.061	698,61
PALAU	30		-100,00	738		-100,00
NEW CALEDONIA	2.506	2.538	1,31	35.568	49.243	38,45
NORTHERN MARIANA ISLANDS	675	720	6,67	4.907	6.272	27,83
VANUATU	2.088	620	-70,31	10.814	3.708	-65,71
WALLIS AND FUTUNA ISLANDS	655	1.057	61,37	8.672	4.507	-48,03
COOK ISLANDS	1.465	597	-59,24	35.993	548	-98,48
FIJI	11.144	520	-95,33	62.641	15.197	-75,74
KIRIBATI	1.920	11.327	489,95	1.920	77.408	3.931,64
MARSHALL ISLANDS	14		-100,00	190		-100,00
SAMOA	440		-100,00	3.511		-100,00
SOLOMON ISLANDS		1.656	-		7.100	-
TONGA	690	1.582	129,28	8.667	20.447	135,92
EAST TIMOR	263.314	419.065	59,15	657.012	530.962	-19,19
UNITED STATES	10.408.448	13.430.811	29,04	59.496.280	51.272.716	-13,82
CANADA	1.251.976	899.605	-28,15	2.437.206	2.776.116	13,91
MEXICO	141.445	221.603	56,67	431.683	911.305	111,11
GUATEMALA	1.972	7.956	303,49	23.063	336.995	1.361,21
HONDURAS	8.890	10.104	13,66	268.280	451.176	68,17
PANAMA	83.752	3.474	-95,85	189.566	20.863	-88,99
CUBA	57.884		-100,00	97.287		-100,00
CURACAO	125	194	55,36	26	196	666,82
CHILE	41.243	55.750	35,17	144.037	180.682	25,44
ARGENTINA	5.463	28.756	426,41	25.450	125.876	394,60
BRAZIL	471.824	837.587	77,52	4.267.462	3.632.698	-14,87
COLOMBIA	62	2.836	4.484,21	1.409	17.181	1.119,74
URUGUAY	168.539	77.719	-53,89	341.707	168.745	-50,62
PARAGUAY	4.524	318	-92,97	71.694	12.927	-81,97
ECUADOR	375	2.207	488,50	1.016	3.636	257,87
PERU	458	4.583	900,23	1.681	35.090	1.986,85
GUYANA	156.380	175.839	12,44	351.258	454.222	29,31
TRINIDAD AND TOBAGO	7.115	14.804	108,08	18.756	41.356	120,49
BAHAMAS	44	859	1.848,75	260	7.361	2.731,09
JAMAICA	22	21.945	100.014,51	806	46.057	5.612,55
PUERTO RICO	229	355	55,02	4.906	3.199	-34,79
BELIZE		6.089	-		27.652	-
DOMINICAN REPUBLIC	81.927	142.277	73,66	1.072.364	1.807.965	68,60
EL SALVADOR	340	536	57,69	2.609	2.505	-4,00
COSTA RICA	3.094	3.612	16,78	43.999	45.869	4,25
HAITI	5	62	1.101,93	243	1.721	607,42
BARBADOS	33	0	-99,45	158	81	-48,66
ARUBA	77	2.340	2.942,91	749	6.979	832,34
BERMUDA	21		-100,00	160		-100,00
CAYMAN ISLANDS	60	203	238,33	393	2.416	515,10
DOMINICA	10	102	917,50	160	1.104	590,25
FRENCH GUIANA		590	-		5.434	-
FRENCH POLYNESIA	7.085	7.501	5,88	92.819	90.868	-2,10
MARTINIQUE	694	3.100	346,68	15.116	8.447	-44,12
NETHERLANDS ANTILLES	17.070	232	-98,64	32.688	8.149	-75,07
SAINT LUCIA	6.139		-100,00	11.245		-100,00
TURKS AND CAICOS ISLANDS	1.938	157	-91,90	53.573	711	-98,67
GUADELOUPE	6.858	2.226	-67,54	62.416	38.788	-37,86
SAINT KITTS AND NEVIS	368		-100,00	16.354		-100,00
VIRGIN ISLANDS (BRITISH)	929	910	-2,06	58.472	6.731	-88,49
U.S. VIRGIN ISLANDS	197	206	4,33	7.041	5.110	-27,43
UNITED KINGDOM	821.777	1.205.146	46,65	6.083.891	4.668.271	-23,27
NETHERLANDS	1.886.188	2.682.090	42,20	7.173.032	9.849.661	37,32
FRANCE	577.030	689.613	19,51	3.339.818	3.811.173	14,11
GERMANY, FED. REP. OF	351.812	391.230	11,20	5.131.986	6.404.827	24,80
AUSTRIA	39.867	18.677	-53,15	387.487	362.175	-6,53
BELGIUM	643.562	588.737	-8,52	3.473.009	2.312.337	-33,42
SWITZERLAND	6.650	1.434	-78,44	145.420	34.388	-76,35
LUXEMBOURG	72		-100,00	264		-100,00
DENMARK	56.834	74.482	31,05	505.971	690.382	36,45
NORWAY	218.413	283.923	29,99	2.803.439	3.650.328	30,21
SWEDEN	115.738	115.943	0,18	1.045.188	888.094	-15,03
FINLAND	24.579	42.466	72,77	183.994	976.445	430,69
IRELAND	140.277	125.643	-10,43	429.762	422.968	-1,58
ITALY	350.800	430.983	22,86	2.477.821	1.678.278	-32,27
SPAIN	513.785	752.635	46,49	1.785.472	2.062.026	15,49
PORTUGAL	180.890	140.633	-22,26	498.360	413.038	-17,12
ICELAND	1.000	292	-70,80	1.807	1.915	5,97
GREECE	75.233	76.307	1,43	341.181	449.239	31,67
HUNGARY	323.951	329.313	1,66	1.434.815	1.644.336	14,60
POLAND	196.142	109.129	-44,36	1.463.691	2.493.363	70,35
ROMANIA	260.958	119.003	-54,40	1.564.229	539.294	-65,52
BULGARIA	23.416	1.697	-92,75	114.939	18.648	-83,78
ALBANIA	637	2.427	281,06	16.019	15.273	-4,66
BELARUS	4.750	7.232	52,26	53.783	81.956	52,38
KAZAKHSTAN		261	-		496	-
KYRGYZSTAN	14.725	5	-99,97	54.625	74	-99,86
UKRAINE	566	1.000	76,70	4.538	8.798	93,88

https://www.bps.go.id

TABEL 6. PERKEMBANGAN EKSPOR INDONESIA MENURUT KOMODITI DAN NEGARA TUJUAN
JANUARI-AGUSTUS 2020 DAN 2021

KOMODITI / NEGARA TUJUAN	BERAT BERSIH (KG)		PERUB	NILAI FOB (US $)		PERUB
	JAN-AGT 2020	JAN-AGT 2021	%	JAN-AGT 2020	JAN-AGT 2021	%
(1)	(2)	(3)	(4)	(5)	(6)	(7)
UZBEKISTAN		14.825	-		55.818	-
LITHUANIA	299.881	416.911	39,03	544.876	839.929	54,15
LATVIA	62.483	11.779	-81,15	403.897	89.348	-77,88
ESTONIA	13	14	10,24	30	200	558,76
GEORGIA	1.030	946	-8,19	5.273	1.160	-78,00
CROATIA	728	487	-33,04	12.199	7.607	-37,64
BOSNIA AND HERZEGOVINA	1.128	1.195	5,97	22.604	22.604	0,00
MALTA	1.095	145	-86,76	9.233	2.401	-74,00
SLOVAKIA	13	5	-60,80	263	222	-15,57
SLOVENIA	141.127	110.853	-21,45	234.306	332.044	41,71
CZECH REPUBLIC	662	1.497	126,03	6.593	18.657	183,00
RUSSIA FEDERATION	62.652	104.578	66,92	643.720	908.723	41,17
SERBIA	209	74	-64,43	5.868	29.994	411,15
MONTENEGRO	601	21	-96,51	4.647	530	-88,59
PAKAIAN JADI (KONVEKSI) DARI TEKSTIL	**195.813.001**	**207.967.735**	**6,21**	**3.985.270.697**	**4.302.511.252**	**7,96**
JAPAN	18.567.596	15.303.917	-17,58	415.498.142	342.352.690	-17,60
HONG KONG	1.625.832	1.758.571	8,16	27.227.290	23.849.556	-12,41
KOREA, REPUBLIC OF	13.121.196	11.366.395	-13,37	223.524.891	183.909.550	-17,72
TAIWAN	1.038.005	1.060.007	2,12	20.141.995	19.332.978	-4,02
CHINA	8.334.618	3.547.083	-57,44	119.727.129	111.544.416	-6,83
MONGOLIA	714	2.359	230,63	25.191	55.009	118,36
MACAU	2.431	6.116	151,61	92.279	65.022	-29,54
PAPUA NEW GUINEA	14.718	27.881	89,43	156.849	338.580	115,86
THAILAND	870.289	863.170	-0,82	14.420.825	14.586.563	1,15
SINGAPORE	2.074.922	2.765.382	33,28	44.303.283	88.779.458	100,39
PHILIPPINES	1.078.269	1.075.483	-0,26	15.093.624	14.871.984	-1,47
MALAYSIA	4.865.837	5.148.725	5,81	39.003.122	47.853.661	22,69
MYANMAR	13.818	19	-99,86	90.976	591	-99,35
CAMBODIA	45.081	33.538	-25,61	391.624	125.969	-67,83
BRUNEI DARUSSALAM	103.339	151.384	46,49	789.287	1.400.976	77,50
LAO PEOPLE'S DEM. REP.	4		-100,00	90		-100,00
NEPAL	84.654	49.768	-41,21	406.802	392.431	-3,53
VIET NAM	589.139	394.227	-33,08	12.751.995	9.124.483	-28,45
MALDIVES	5.285	15.651	196,14	108.736	229.551	111,11
INDIA	383.577	449.157	17,10	7.730.672	8.973.398	16,08
PAKISTAN	14.055	9.001	-35,96	106.994	74.486	-30,38
BANGLADESH	33.510	597	-98,22	356.878	17.549	-95,08
SRI LANKA	104.692	92.641	-11,51	379.627	511.558	34,75
IRAQ	131.844	102.690	-22,11	1.984.708	1.366.463	-31,15
IRAN (ISLAMIC REPUBLIC OF)	2.000	49.123	2.356,17	28.633	176.987	518,12
SAUDI ARABIA	1.161.147	979.368	-15,66	11.613.861	12.533.427	7,92
ISRAEL	167.205	168.409	0,72	4.599.375	5.288.120	14,97
KUWAIT	198.283	189.381	-4,49	1.225.373	1.599.086	30,50
JORDAN	111	270	142,31	6.086	18.194	198,96
LEBANON	12.403	7	-99,94	677.856	890	-99,87
PALESTINA		381	-		1.908	-
YEMEN	237.513	141.702	-40,34	2.213.445	1.289.124	-41,76
OMAN	35.364	122.091	245,25	383.833	1.264.070	229,33
TURKEY	272.318	221.166	-18,78	5.676.327	4.558.748	-19,69
UNITED ARAB EMIRATES	2.322.131	2.137.891	-7,93	37.899.077	31.898.301	-15,83
QATAR	21.641	40.942	89,19	265.865	511.082	92,23
BAHRAIN	45.920	13.551	-70,49	1.142.475	189.073	-83,45
CYPRUS	423	89	-79,06	10.942	8.149	-25,52
EGYPT	166.731	200.156	20,05	1.754.898	2.093.940	19,32
LIBYAN ARAB JAMAHIRIYA	53.515	18.361	-65,69	437.237	237.243	-45,74
MOROCCO	39.482	26.129	-33,82	671.684	567.735	-15,48
TUNISIA	9.645	10.374	7,56	161.928	162.792	0,53
ALGERIA	254.175	414.453	63,06	2.372.714	3.964.106	67,07
SUDAN	303.589	197.772	-34,86	1.751.100	1.488.190	-15,01
NAMIBIA	320		-100,00	100		-100,00
ETHIOPIA	54.904	52.707	-4,00	98.834	94.868	-4,01
TANZANIA, UNITED REP. OF	1.619.328	1.660.050	2,51	6.771.912	6.159.586	-9,04
MADAGASCAR	48.441	45.460	-6,15	22.084	78.931	257,41
SOMALIA	977.367	768.321	-21,39	16.215.058	14.679.089	-9,47
KENYA	244.541	231.474	-5,34	2.128.465	2.401.099	12,81
REUNION	10.893	6.065	-44,32	108.564	80.703	-25,66
MOZAMBIQUE	151.041	44.904	-70,27	470.985	166.095	-64,73
TOGO	1.429.848	1.841.447	28,79	2.207.543	2.154.190	-2,42
GHANA	39.431	22.289	-43,47	259.250	212.698	-17,96
LIBERIA	162	61	-62,09	1.820	291	-84,04
GUINEA	554.695	649.147	17,03	2.164.637	2.343.571	8,27
ANGOLA	44.516	29.875	-32,89	10.438	14.410	38,05
CONGO	332.402	500.794	50,66	136.517	182.469	33,66
CAMEROON	260.831	271.057	3,92	1.096.072	1.176.878	7,37
NIGERIA	3.718.243	4.504.536	21,15	7.021.602	8.997.754	28,14
SIERRA LEONE	11.801		-100,00	3.868		-100,00
GABON	2	16.101	804.945,00	6	13.540	209.693,32
COTE D'IVOIRE	593.941	845.921	42,43	385.670	651.643	68,96
SENEGAL	1.934.633	1.932.735	-0,10	1.444.193	1.957.210	35,52
MAURITANIA	33.959	18.879	-44,41	332.537	124.352	-62,61
MALI		6.477	-		162.649	-
BURKINA FASO	280.330	368.898	31,59	1.210.063	1.798.365	48,62
GAMBIA	84.092	36.520	-56,57	416.316	161.548	-61,20
SEYCHELLES	686	152	-77,82	6.800	3.352	-50,70
UGANDA	51.570	37.803	-26,70	114.818	108.615	-5,40
NIGER	1		-100,00	1		-100,00

https://www.bps.go.id

TABEL 6. PERKEMBANGAN EKSPOR INDONESIA MENURUT KOMODITI DAN NEGARA TUJUAN
JANUARI-AGUSTUS 2020 DAN 2021

KOMODITI / NEGARA TUJUAN	BERAT BERSIH (KG)		PERUB	NILAI FOB (US $)		PERUB
	JAN-AGT 2020	JAN-AGT 2021	%	JAN-AGT 2020	JAN-AGT 2021	%
(1)	(2)	(3)	(4)	(5)	(6)	(7)
DJIBOUTI	143.842	223.695	55,52	2.171.323	3.947.621	81,81
SOUTH AFRICA	219.063	214.715	-1,98	4.505.539	4.751.871	5,47
ZAMBIA		980	-		16.000	-
MALAWI		40	-		650	-
MAURITIUS	15.275	26.278	72,03	166.445	175.148	5,23
RWANDA		9.906	-		62.900	-
MAYOTTE	516	1	-99,90	3.051	5.607	83,77
DEMOCRATIC REP. OF THE CONGO	23.548	578	-97,55	9.534	2.048	-78,52
AUSTRALIA	3.767.026	4.256.006	12,98	102.056.548	124.956.293	22,44
NEW ZEALAND	393.598	534.946	35,91	12.902.009	17.501.619	35,65
MICRONESIA, FED. STATES OF		1.014	-		17.687	-
GUAM	2.849	4.265	49,68	33.812	55.161	63,14
PALAU	10		-100,00	272		-100,00
NEW CALEDONIA	26.947	16.908	-37,25	485.579	492.825	1,49
VANUATU	1.964	6.925	252,60	19.609	63.370	223,17
WALLIS AND FUTUNA ISLANDS	140	360	157,14	1.497	2.601	73,81
COOK ISLANDS	4.229	3.108	-26,51	20.077	10.098	-49,70
FIJI	22.050	19.991	-9,34	400.041	221.682	-44,59
KIRIBATI	2.900	9.283	220,11	35.224	96.172	173,03
SAMOA	113	1.040	820,41	2.356	6.448	173,72
SOLOMON ISLANDS	543	61	-88,76	3.832	680	-82,25
TONGA		177	-		2.863	-
EAST TIMOR	282.294	264.456	-6,32	699.024	1.180.929	68,94
UNITED STATES	89.708.319	108.327.076	20,75	1.968.821.072	2.330.496.456	18,37
CANADA	3.528.385	3.649.688	3,44	92.974.692	100.032.643	7,59
MEXICO	1.011.659	851.777	-15,80	26.702.986	19.883.958	-25,54
HONDURAS	1	602	42.871,43	14	1.038	7.317,29
PANAMA	102.773	123.828	20,49	2.199.068	2.820.679	28,27
SURINAME	2.064	390	-81,11	44.317	3.094	-93,02
CHILE	294.128	253.790	-13,71	6.829.190	5.877.892	-13,93
VENEZUELA	9.072	50.115	452,42	16.119	724.418	4.394,18
ARGENTINA	44.826	38.732	-13,60	1.562.229	1.129.394	-27,71
BRAZIL	230.462	133.306	-42,16	6.970.909	3.939.985	-43,48
COLOMBIA	127.512	132.900	4,23	2.888.513	3.188.354	10,38
BOLIVIA	641	536	-16,36	16.855	24.666	46,34
URUGUAY	29.755	30.415	2,22	612.756	614.512	0,29
PARAGUAY	6.099	4.968	-18,54	138.919	124.951	-10,05
ECUADOR	3.130	2.508	-19,89	49.845	34.800	-30,18
PERU	133.007	81.509	-38,72	2.790.835	2.042.614	-26,81
TRINIDAD AND TOBAGO	6.799		-100,00	99.208		-100,00
BAHAMAS	580	84	-85,60	15.183	16.009	5,44
JAMAICA	5.942	733	-87,66	17.527	3.785	-78,41
PUERTO RICO	32.776	37.856	15,50	285.701	396.563	38,80
DOMINICAN REPUBLIC	636	403	-36,63	25.190	3.579	-85,79
EL SALVADOR	1.809	8.932	393,71	82.866	121.791	46,97
COSTA RICA	18.108	36.717	102,77	309.381	631.356	104,07
BARBADOS	868	5	-99,42	63.189	1.475	-97,67
ANTIGUA AND BARBUDA	6		-100,00	871		-100,00
ARUBA		4	-		1.269	-
BERMUDA	1.456	1	-99,96	38.064	114	-99,70
CAPE VERDE	373		-100,00	8.825		-100,00
CAYMAN ISLANDS	4	92	2.100,24	948	8.282	773,22
DOMINICA	12		-100,00	666		-100,00
FRENCH GUIANA	40		-100,00	2.232		-100,00
FRENCH POLYNESIA	24.871	33.067	32,95	467.869	638.011	36,37
GRENADA	78		-100,00	620		-100,00
MARTINIQUE	859	4.436	416,36	4.543	81.756	1.699,72
NETHERLANDS ANTILLES	31.455	31.953	1,58	336.165	277.305	-17,51
SAINT LUCIA	530		-100,00	5.359		-100,00
TURKS AND CAICOS ISLANDS	15	56	270,00	3.337	7.727	131,55
GUADELOUPE	13.676	2.818	-79,40	141.773	65.945	-53,49
SAINT KITTS AND NEVIS	2.039		-100,00	68.874		-100,00
VIRGIN ISLANDS (BRITISH)		1.425	-		48.375	-
U.S. VIRGIN ISLANDS	74	440	494,19	1.500	3.088	105,87
UNITED KINGDOM	3.008.233	3.506.263	16,56	83.924.898	94.310.130	12,37
NETHERLANDS	2.095.688	2.835.690	35,31	68.316.453	87.120.133	27,52
FRANCE	1.285.339	1.095.213	-14,79	37.483.662	35.855.277	-4,34
GERMANY, FED. REP. OF	7.858.122	7.338.091	-6,62	224.504.848	209.537.269	-6,67
AUSTRIA	134.155	209.146	55,90	6.312.660	9.175.355	45,35
BELGIUM	2.735.574	1.943.070	-28,97	88.821.326	56.900.841	-35,94
SWITZERLAND	228.264	212.660	-6,84	5.364.161	4.783.129	-10,83
LUXEMBOURG	878	1	-99,86	37.671	87	-99,77
GIBRALTAR		4	-		752	-
MONACO	505	2.060	307,73	15.295	60.626	296,37
DENMARK	204.899	216.811	5,81	4.824.774	5.026.555	4,18
NORWAY	231.681	259.597	12,05	5.470.574	6.089.778	11,32
SWEDEN	1.038.325	1.078.112	3,83	25.398.543	24.062.075	-5,26
FINLAND	8.067	4.285	-46,88	282.282	284.754	0,88
IRELAND	32.472	26.239	-19,19	974.750	779.667	-20,01
ITALY	1.118.370	1.415.809	26,60	36.730.677	46.234.613	25,87
SPAIN	1.523.795	1.624.558	6,61	30.210.139	33.486.377	10,84
PORTUGAL	13.047	8.367	-35,87	288.221	305.109	5,86
ICELAND	1	172	16.935,42	412	15.974	3.774,33
GREECE	150.424	98.585	-34,46	3.048.507	2.471.103	-18,94
ANDORRA	524		-100,00	6.917		-100,00
LIECHTENSTEIN	25	15	-41,27	3.057	2.035	-33,42
HUNGARY	26.423	33.195	25,63	434.555	563.692	29,72
POLAND	1.710.585	2.081.452	21,68	36.126.910	42.762.531	18,37

https://www.bpsntb.id

TABEL 6. PERKEMBANGAN EKSPOR INDONESIA MENURUT KOMODITI DAN NEGARA TUJUAN
JANUARI-AGUSTUS 2020 DAN 2021

KOMODITI / NEGARA TUJUAN	BERAT BERSIH (KG)		PERUB	NILAI FOB (US $)		PERUB
	JAN-AGT 2020	JAN-AGT 2021	%	JAN-AGT 2020	JAN-AGT 2021	%
(1)	(2)	(3)	(4)	(5)	(6)	(7)
ROMANIA	8.118	23.652	191,36	61.847	142.177	129,88
BULGARIA	2.045	9.324	355,93	25.920	106.657	311,48
AZERBAIJAN	165		-100,00	100		-100,00
BELARUS	4	6	62,50	178	55	-69,05
KAZAKHSTAN	251		-100,00	4.179		-100,00
KYRGYZSTAN	3.042	92	-96,98	3.111	5.990	92,53
MOLDOVA, REPUBLIC OF	1.845	0	-99,98	105.859	74	-99,93
UKRAINE	13.851	43.767	215,99	369.860	1.121.149	203,13
UZBEKISTAN	886	177	-80,04	49.490	3.280	-93,37
LITHUANIA	1.244	5.461	339,04	52.329	179.968	243,92
LATVIA	5.819	13.433	130,82	301.342	486.522	61,45
ESTONIA	29	119	318,72	3.313	13.693	313,27
GEORGIA	78.465	34.234	-56,37	549.667	262.242	-52,29
CROATIA	91.684	82.401	-10,13	1.663.051	1.499.629	-9,83
BOSNIA AND HERZEGOVINA	173		-100,00	100		-100,00
MALTA	434	8.696	1.903,63	38.755	131.958	240,49
SLOVAKIA	25.077	5.285	-78,92	374.640	80.503	-78,51
SLOVENIA	35.317	36.746	4,05	480.887	882.021	83,42
CZECH REPUBLIC	122.847	145.033	18,06	4.458.404	5.389.876	20,89
RUSSIA FEDERATION	809.929	1.038.998	28,28	19.425.027	23.373.251	20,33
SERBIA	39.632	47.970	21,04	773.405	856.195	10,70
JERSEY	1		-100,00	83		-100,00
PAKAIAN JADI RAJUTAN	**47.495.123**	**43.777.622**	**-7,83**	**524.269.770**	**764.136.853**	**45,75**
JAPAN	2.231.939	3.158.004	41,49	40.703.149	55.385.033	36,07
HONG KONG	76.049	158.786	108,79	2.200.979	3.507.818	59,38
KOREA, REPUBLIC OF	1.311.569	990.022	-24,52	18.483.125	13.551.770	-26,68
TAIWAN	74.488	72.415	-2,78	1.260.712	1.273.406	1,01
CHINA	2.254.793	634.991	-71,84	10.137.711	11.207.856	10,56
MONGOLIA	150	6.083	3.949,57	2.056	18.083	779,63
MACAU		2	-		40	-
THAILAND	35.176	18.842	-46,44	491.742	215.930	-56,09
SINGAPORE	35.781	137.736	284,95	870.113	2.599.804	198,79
PHILIPPINES	34.235	62.480	82,50	436.179	460.118	5,49
MALAYSIA	93.322	81.553	-12,61	1.321.252	950.828	-28,04
MYANMAR		0	-		16	-
CAMBODIA	5.049	5.111	1,23	12.965	21.203	63,54
BRUNEI DARUSSALAM	265	4.384	1.554,34	5.609	73.265	1.206,20
VIET NAM	31.882	46.153	44,76	712.497	937.148	31,53
MALDIVES	55	42	-23,40	1.192	1.018	-14,60
INDIA	85.074	216.247	154,19	1.060.778	1.718.760	62,03
PAKISTAN	1.886	83	-95,58	34.872	1.614	-95,37
BANGLADESH		13	-		193	-
SRI LANKA		4.451	-		15.985	-
IRAN (ISLAMIC REPUBLIC OF)		1.210	-		136	-
SAUDI ARABIA	37.538	65.716	75,07	315.679	996.653	215,72
ISRAEL	41.039	54.835	33,62	681.973	1.091.492	60,05
KUWAIT	554	17.683	3.090,05	5.630	299.828	5.225,91
LEBANON	184		-100,00	4.569		-100,00
PALESTINA		161	-		543	-
TURKEY	56.636	50.345	-11,11	710.931	619.783	-12,82
UNITED ARAB EMIRATES	99.888	194.908	95,13	1.386.594	3.310.891	138,78
EGYPT	3.548	21.701	511,60	54.374	355.119	553,11
MOROCCO	4.749	2.731	-42,50	77.741	40.198	-48,29
ALGERIA	37.947	71.484	88,38	475.750	909.521	91,18
TOGO		1.580	-		14.927	-
CAMEROON	19.000	19.000	0,00	75.400	81.900	8,62
NIGERIA	2.415		-100,00	1.890		-100,00
NIGER	350		-100,00	7.371		-100,00
SOUTH AFRICA	18.638	30.993	66,29	241.552	317.830	31,58
MAURITIUS	25.450	32.630	28,21	23.925	76.731	220,71
AUSTRALIA	820.538	722.497	-11,95	14.498.685	19.566.590	34,95
NEW ZEALAND	47.657	67.563	41,77	1.045.645	1.653.483	58,13
GUAM	10		-100,00	482		-100,00
NEW CALEDONIA	97	43	-56,41	1.587	2.393	50,80
EAST TIMOR	2.815	1.435	-49,03	1.935	1.696	-12,36
UNITED STATES	35.943.405	32.050.155	-10,83	364.801.839	557.784.762	52,90
CANADA	632.414	1.328.162	110,01	12.964.639	31.150.962	140,28
MEXICO	142.230	251.369	76,73	1.603.918	3.788.644	136,21
PANAMA	8.419	12.691	50,75	124.613	235.041	88,62
CHILE	50.290	48.898	-2,77	659.397	670.037	1,61
ARGENTINA	7.265	1.804	-75,17	119.923	45.171	-62,33
BRAZIL	2.301	4.455	93,64	41.064	95.182	131,79
COLOMBIA	14.874	24.964	67,84	188.552	342.199	81,49
BOLIVIA	505		-100,00	9.530		-100,00
URUGUAY	7.771	6.927	-10,86	98.399	108.464	10,23
PARAGUAY	2.681	5.471	104,08	22.751	69.771	206,68
ECUADOR	1.376		-100,00	22.727		-100,00
PERU	21.370	15.034	-29,65	272.873	200.583	-26,49
PUERTO RICO	11.574		-100,00	71.067		-100,00
EL SALVADOR		7.106	-		17.583	-
COSTA RICA	1.606	3.271	103,68	38.696	74.313	92,04
FRENCH POLYNESIA	57	640	1.032,74	678	1.011	49,10
UNITED KINGDOM	314.926	531.701	68,83	5.624.548	9.476.805	68,49
NETHERLANDS	258.915	305.014	17,81	4.760.622	6.129.986	28,76
FRANCE	79.154	50.658	-36,00	1.519.306	1.004.435	-33,89
GERMANY, FED. REP. OF	1.273.972	709.087	-44,34	13.833.934	11.464.852	-17,13
AUSTRIA	5.159	6.205	20,28	96.519	90.117	-6,63

https://www.bpsntb.id

TABEL 6. PERKEMBANGAN EKSPOR INDONESIA MENURUT KOMODITI DAN NEGARA TUJUAN
JANUARI-AGUSTUS 2020 DAN 2021

KOMODITI / NEGARA TUJUAN	BERAT BERSIH (KG)		PERUB	NILAI FOB (US $)		PERUB
	JAN-AGT 2020	JAN-AGT 2021	%	JAN-AGT 2020	JAN-AGT 2021	%
(1)	(2)	(3)	(4)	(5)	(6)	(7)
BELGIUM	218.906	171.109	-21,83	2.839.438	2.156.311	-24,06
SWITZERLAND	23.718	29.169	22,98	301.996	403.229	33,52
MONACO	62	86	39,16	1.550	1.510	-2,55
DENMARK	41.006	55.289	34,83	723.249	1.085.018	50,02
NORWAY	34.641	41.058	18,52	437.725	531.065	21,32
SWEDEN	210.841	271.944	28,98	3.143.810	3.928.493	24,96
FINLAND	1		-100,00	48		-100,00
IRELAND	10.452	3.140	-69,96	413.235	85.375	-79,34
ITALY	163.045	147.782	-9,36	5.170.322	2.388.163	-53,81
SPAIN	72.121	111.425	54,50	914.836	1.401.721	53,22
GREECE	6.792	18.525	172,72	159.050	391.546	146,18
HUNGARY	1.895	1.222	-35,51	27.123	28.327	4,44
POLAND	282.656	386.052	36,58	3.504.130	4.665.941	33,16
ROMANIA	3.613		-100,00	53.266		-100,00
BULGARIA	519		-100,00	11.449		-100,00
UKRAINE	1.846	13.222	616,22	32.641	264.658	710,82
UZBEKISTAN		40	-		891	-
LATVIA	172	64	-62,89	2.546	1.042	-59,09
GEORGIA	450		-100,00	3.444		-100,00
CROATIA	12.781	8.909	-30,29	168.553	111.786	-33,68
MALTA	16	539	3.356,73	450	11.291	2.411,77
SLOVAKIA	121	8	-93,61	2.950	405	-86,27
CZECH REPUBLIC	4.908	1.628	-66,82	98.150	40.004	-59,24
RUSSIA FEDERATION	127.241	190.711	49,88	1.970.526	2.480.943	25,90
SERBIA	6.293	8.176	29,91	67.042	129.613	93,33
PERLENGKAPAN PAKAIAN DARI TEKSTIL	**12.001.551**	**11.641.134**	**-3,00**	**127.946.743**	**139.062.282**	**8,69**
JAPAN	2.660.640	2.226.980	-16,30	22.497.747	21.371.466	-5,01
HONG KONG	99.396	61.402	-38,22	717.042	501.118	-30,11
KOREA, REPUBLIC OF	138.324	171.906	24,28	4.651.864	6.331.200	36,10
TAIWAN	3.823.906	3.854.654	0,80	4.881.069	5.098.281	4,45
CHINA	47.048	81.677	73,61	1.917.919	2.227.323	16,13
MONGOLIA		7	-		269	-
PAPUA NEW GUINEA	1.019	2.532	148,62	6.551	23.014	251,33
THAILAND	20.608	19.543	-5,17	403.273	272.675	-32,38
SINGAPORE	609.816	100.944	-83,45	10.209.797	1.793.580	-82,43
PHILIPPINES	90.354	81.501	-9,80	310.934	684.912	120,28
MALAYSIA	163.390	167.748	2,67	751.005	1.590.455	111,78
MYANMAR	113	69	-38,91	5.570	3.256	-41,55
CAMBODIA	1.862	4.418	137,28	82.033	44.958	-45,20
BRUNEI DARUSSALAM	18.558	20.189	8,79	85.455	85.464	0,01
LAO PEOPLE'S DEM. REP.		41	-		2.435	-
NEPAL	720	2.254	213,06	1.484	984	-33,71
VIET NAM	38.570	68.848	78,50	674.494	595.762	-11,67
MALDIVES	3.584	11.171	211,70	30.893	111.998	262,53
INDIA	37.717	43.536	15,43	640.163	822.236	28,44
PAKISTAN	20.950	13.995	-33,20	76.743	152.276	98,42
BANGLADESH	105	509	383,31	7.521	15.601	107,43
SRI LANKA	37.563	40.928	8,96	79.862	89.792	12,43
IRAQ		233	-		1.230	-
SAUDI ARABIA	54.804	39.771	-27,43	202.783	308.468	52,12
ISRAEL	1.955	6.012	207,57	38.080	72.853	91,32
KUWAIT	8.343	9.442	13,18	23.689	35.438	49,59
JORDAN	325	9	-97,23	7.869	1	-99,99
LEBANON		1	-		1	-
YEMEN	7.929	36.184	356,37	22.300	36.854	65,27
OMAN	522	3.864	640,27	15.277	72.575	375,07
TURKEY	4.020	13.587	238,00	131.375	125.228	-4,68
UNITED ARAB EMIRATES	119.802	119.871	0,06	545.934	665.963	21,99
QATAR	0	187	104.011,11	53	5.809	10.901,27
BAHRAIN	114.621	94.807	-17,29	252.272	211.552	-16,14
CYPRUS	7.116		-100,00	21.087		-100,00
EGYPT		36	-		62	-
MOROCCO	19.346	6.678	-65,48	126.334	38.449	-69,57
TUNISIA	14.720	1	-100,00	36.093	1	-100,00
SUDAN		50	-		138	-
TANZANIA, UNITED REP. OF	391	3.342	754,73	9.672	4.369	-54,83
MADAGASCAR	80	90	12,50	612	556	-9,19
SOMALIA	100	680	580,00	13	1.250	9.515,38
KENYA	5.849	22.568	285,84	20.885	73.873	253,71
REUNION	684	1.112	62,68	7.242	28.788	297,52
MOZAMBIQUE	56		-100,00	531		-100,00
TOGO	451	4.807	965,94	334	1.974	491,65
GHANA	7.000		-100,00	1.890		-100,00
LIBERIA		41	-		602	-
GUINEA	7.969	14.575	82,90	6.675	31.404	370,47
ANGOLA	6	8	33,33	184	97	-47,23
CAMEROON	100		-100,00	90		-100,00
NIGERIA	194.741	131.266	-32,59	514.991	416.413	-19,14
GABON	2	2	0,00	33	72	120,22
COTE D'IVOIRE		9	-		43	-
SENEGAL	11.673	28.227	141,81	20.015	26.973	34,77
BURKINA FASO	7.525		-100,00	140.000		-100,00
SEYCHELLES	123	2	-98,37	5.073	108	-97,87
DJIBOUTI	21	375	1.660,56	242	1.688	598,31
SOUTH AFRICA	12.856	50.271	291,02	233.846	506.154	116,45
MAURITIUS	459	1.559	239,30	10.104	75.860	650,80

https://www.bps.go.id

TABEL 6. PERKEMBANGAN EKSPOR INDONESIA MENURUT KOMODITI DAN NEGARA TUJUAN
JANUARI-AGUSTUS 2020 DAN 2021

KOMODITI / NEGARA TUJUAN	BERAT BERSIH (KG)		PERUB	NILAI FOB (US $)		PERUB
	JAN-AGT 2020	JAN-AGT 2021	%	JAN-AGT 2020	JAN-AGT 2021	%
(1)	(2)	(3)	(4)	(5)	(6)	(7)
MAYOTTE	7	1	-85,71	21	4	-83,35
AUSTRALIA	78.230	120.421	53,93	1.479.025	2.486.293	68,10
NEW ZEALAND	31.937	35.459	11,03	243.619	306.079	25,64
GUAM	82	106	28,66	1.397	1.020	-27,02
NEW CALEDONIA	418	631	50,93	3.735	11.417	205,69
VANUATU	65		-100,00	282		-100,00
WALLIS AND FUTUNA ISLANDS		6	-		26	-
COOK ISLANDS	31		-100,00	1.989		-100,00
FIJI	3.779	168	-95,55	38.752	3.348	-91,36
KIRIBATI		33	-		931	-
SAMOA	50		-100,00	133		-100,00
SOLOMON ISLANDS	2.592		-100,00	14.544		-100,00
TONGA		66	-		641	-
EAST TIMOR	8.544	8.245	-3,49	46.827	41.153	-12,12
UNITED STATES	1.932.223	2.197.692	13,74	46.026.742	56.550.915	22,87
CANADA	202.847	171.569	-15,42	5.724.487	4.772.691	-16,63
MEXICO	44.795	32.154	-28,22	467.860	479.604	2,51
PANAMA	3.109	1.299	-58,22	73.162	45.808	-37,39
CURACAO	125	194	55,36	80	124	55,36
SURINAME	190		-100,00	3.975		-100,00
CHILE	11.028	10.464	-5,12	97.367	108.638	11,58
ARGENTINA	748	2.561	242,24	32.578	89.932	176,05
BRAZIL	5.573	257.919	4.528,38	197.260	1.017.815	415,98
COLOMBIA	7.344	1.962	-73,28	54.642	122.988	125,08
BOLIVIA	7	6	-25,11	288	450	56,39
URUGUAY	374	3.884	938,66	8.037	35.711	344,34
PARAGUAY		25	-		116	-
ECUADOR	45	72	60,00	1.373	607	-55,76
PERU	834	1.131	35,62	17.808	32.674	83,48
BAHAMAS		1	-		37	-
PUERTO RICO	60		-100,00	220		-100,00
BELIZE		4	-		62	-
DOMINICAN REPUBLIC	232	148	-36,21	6.477	1.761	-72,81
EL SALVADOR	19		-100,00	411		-100,00
COSTA RICA	412	1.973	378,82	3.169	13.061	312,11
HAITI		116	-		762	-
BARBADOS	50		-100,00	60		-100,00
CAPE VERDE	94		-100,00	3.040		-100,00
FRENCH POLYNESIA	1.684	451	-73,23	17.447	3.966	-77,27
MARTINIQUE	159	157	-1,26	2.306	1.234	-46,50
NETHERLANDS ANTILLES	113		-100,00	1.989		-100,00
TURKS AND CAICOS ISLANDS		11	-		61	-
GUADELOUPE	1.282	341	-73,44	5.258	5.209	-0,93
SAINT KITTS AND NEVIS	495		-100,00	22.993		-100,00
VIRGIN ISLANDS (BRITISH)	450	341	-24,22	800	420	-47,51
U.S. VIRGIN ISLANDS	7	438	6.157,14	94	430	359,03
UNITED KINGDOM	142.758	163.911	14,82	2.618.183	5.051.431	92,94
NETHERLANDS	83.547	88.344	5,74	2.062.607	2.753.142	33,48
FRANCE	293.233	132.584	-54,79	3.408.203	3.800.934	11,52
GERMANY, FED. REP. OF	275.413	199.798	-27,45	4.918.162	3.867.100	-21,37
AUSTRIA	4.755	2.495	-47,52	98.188	49.096	-50,00
BELGIUM	117.697	367.682	212,40	4.692.437	7.331.469	56,24
SWITZERLAND	11.146	6.376	-42,79	231.564	160.796	-30,56
LUXEMBOURG		0	-		1	-
DENMARK	3.738	3.490	-6,63	52.433	61.178	16,68
NORWAY	5.033	4.722	-6,17	91.029	78.099	-14,21
SWEDEN	83.563	58.388	-30,13	1.393.103	1.584.827	13,76
FINLAND	171	5.142	2.907,02	9.018	93.353	935,20
IRELAND	218	141	-35,37	748	1.717	129,71
ITALY	103.049	88.880	-13,75	1.175.966	1.564.168	33,01
SPAIN	19.069	7.103	-62,75	276.848	123.685	-55,32
PORTUGAL	17.256	8.785	-49,09	51.584	47.214	-8,47
GREECE	7.440	3.090	-58,47	114.178	65.911	-42,27
LIECHTENSTEIN	1		-100,00	17		-100,00
HUNGARY	244	334	36,77	1.057	3.175	200,34
POLAND	27.056	29.476	8,94	419.195	503.593	20,13
ROMANIA	3.291	595	-81,91	71.083	10.115	-85,77
BULGARIA	113	1	-98,94	1.979	13	-99,34
KAZAKHSTAN		180	-		207	-
KYRGYZSTAN		95	-		227	-
UKRAINE	95	179	87,57	3.803	6.969	83,27
UZBEKISTAN		388	-		1.281	-
LITHUANIA	800	135	-83,13	14.448	2.770	-80,83
LATVIA	39	22	-44,16	2.316	60	-97,39
ESTONIA	89		-100,00	1.220		-100,00
GEORGIA		1.156	-		160	-
CROATIA	2.108	690	-67,27	28.460	8.454	-70,30
MALTA	147	64	-56,38	1.741	255	-85,33
SLOVAKIA	664		-100,00	14.145		-100,00
SLOVENIA	1.001	65	-93,48	5.029	1.926	-61,70
CZECH REPUBLIC	17.737	21.566	21,59	586.675	554.186	-5,54
RUSSIA FEDERATION	21.766	30.316	39,28	567.215	629.021	10,90
SERBIA	438	372	-14,99	6.745	5.858	-13,16
MONTENEGRO	10		-100,00	119		-100,00
KAOS KAKI RAJUTAN DAN SEJENISNYA	**6.374.837**	**6.066.794**	**-4,83**	**73.475.356**	**72.480.413**	**-1,35**
JAPAN	336.789	258.243	-23,32	6.219.807	4.750.669	-23,62
HONG KONG	6.136	7.612	24,05	77.248	106.559	37,94

https://www.bps.go.id

TABEL 6. PERKEMBANGAN EKSPOR INDONESIA MENURUT KOMODITI DAN NEGARA TUJUAN
JANUARI-AGUSTUS 2020 DAN 2021

KOMODITI / NEGARA TUJUAN	BERAT BERSIH (KG)		PERUB	NILAI FOB (US $)		PERUB
	JAN-AGT 2020	JAN-AGT 2021	%	JAN-AGT 2020	JAN-AGT 2021	%
(1)	(2)	(3)	(4)	(5)	(6)	(7)
KOREA, REPUBLIC OF	11.628	12.406	6,69	148.418	251.316	69,33
TAIWAN	4.055	3.716	-8,35	48.143	58.879	22,30
CHINA	42.952	46.723	8,78	629.466	595.951	-5,32
PAPUA NEW GUINEA	562	2.466	338,79	4.063	18.293	350,23
THAILAND	4.598	2.985	-35,09	57.630	37.800	-34,41
SINGAPORE	8.964	14.052	56,75	208.065	238.191	14,48
PHILIPPINES	7.692	4.995	-35,06	95.219	83.957	-11,83
MALAYSIA	22.872	36.516	59,65	168.316	251.032	49,14
BRUNEI DARUSSALAM	608	527	-13,39	5.440	1.832	-66,33
VIET NAM	6.234	7.628	22,37	76.408	99.739	30,53
MALDIVES	290	52	-82,07	3.476	488	-85,97
INDIA	15.715	15.914	1,27	183.398	197.081	7,46
SRI LANKA		88	-		760	-
SAUDI ARABIA		261	-		3.157	-
TURKEY	17.364	10.098	-41,84	225.239	125.805	-44,15
UNITED ARAB EMIRATES	54.776	49.894	-8,91	646.037	654.245	1,27
CYPRUS	0		-100,00	7		-100,00
SOMALIA		350	-		749	-
CAMEROON		32	-		308	-
NIGERIA	1		-100,00	32		-100,00
SENEGAL		552	-		5.971	-
UGANDA	3		-100,00	49		-100,00
DJIBOUTI		510	-		258	-
SOUTH AFRICA	22.350	23.601	5,59	322.362	356.775	10,68
AUSTRALIA	27.291	26.429	-3,16	360.162	401.157	11,38
NEW ZEALAND	7.230	6.535	-9,62	75.745	72.211	-4,67
NEW CALEDONIA	55		-100,00	951		-100,00
EAST TIMOR	1.266	4.148	227,53	20.118	1.948	-90,31
UNITED STATES	320.631	315.668	-1,55	3.959.127	4.388.593	10,85
CANADA	156.903	190.100	21,16	1.992.443	2.707.114	35,87
MEXICO	30.873	38.628	25,12	356.338	470.294	31,98
PANAMA	221	835	278,01	6.366	10.428	63,81
CHILE	38.789	20.441	-47,30	485.344	294.522	-39,32
BRAZIL	5.195		-100,00	55.366		-100,00
COLOMBIA	12.208	20.015	63,96	136.180	251.780	84,89
URUGUAY	6.538	4.345	-33,54	68.314	43.562	-36,23
PERU	15.590	8.363	-46,35	172.236	99.594	-42,18
COSTA RICA		1	-		45	-
FRENCH POLYNESIA	52	470	803,85	595	604	1,43
UNITED KINGDOM	241.940	177.501	-26,63	3.196.611	2.424.612	-24,15
NETHERLANDS	460.673	440.033	-4,48	4.603.708	4.368.831	-5,10
FRANCE	479.841	573.227	19,46	5.622.837	6.604.039	17,45
GERMANY, FED. REP. OF	2.269.835	1.772.386	-21,92	23.999.850	19.742.747	-17,74
AUSTRIA	28.587	39.433	37,94	311.352	471.413	51,41
BELGIUM	208.679	191.225	-8,36	2.497.608	2.402.265	-3,82
SWITZERLAND	83.365	83.146	-0,26	968.653	1.008.745	4,14
DENMARK	37.306	34.001	-8,86	421.885	412.808	-2,15
NORWAY	56.654	51.912	-8,37	643.731	643.443	-0,04
SWEDEN	137.058	132.311	-3,46	1.498.898	1.595.560	6,45
IRELAND	128	93	-27,54	3.713	2.643	-28,81
ITALY	80.255	74.424	-7,27	935.650	949.229	1,45
SPAIN	326.374	490.352	50,24	3.515.082	5.409.691	53,90
GREECE		204	-		2.836	-
POLAND	296.340	371.935	25,51	3.245.265	4.405.480	35,75
ROMANIA	28.473	36.051	26,62	297.349	355.065	19,41
BULGARIA	4.769	3.474	-27,17	47.134	35.794	-24,06
UKRAINE	2.204	776	-64,82	24.141	8.200	-66,03
LITHUANIA	13		-100,00	102		-100,00
CROATIA	17.849	22.809	27,79	194.712	259.765	33,41
SLOVAKIA	61.577	22.263	-63,84	688.347	267.358	-61,16
SLOVENIA	266.396	223.750	-16,01	2.817.836	2.230.324	-20,85
CZECH REPUBLIC	1.266	3.353	164,72	14.148	48.536	243,07
RUSSIA FEDERATION	91.912	176.835	92,40	1.040.389	2.129.620	104,69
SERBIA	6.913	10.104	46,16	78.251	119.742	53,02
PAKAIAN JADI DAN PERLENGKAPANNYA DARI KULIT	**302.293**	**570.329**	**88,67**	**5.983.473**	**21.902.389**	**266,05**
JAPAN	24.713	9.646	-60,97	505.793	133.038	-73,70
HONG KONG	4.519	534	-88,19	37.296	2.957	-92,07
KOREA, REPUBLIC OF	39.326	28.412	-27,75	371.004	405.388	9,27
TAIWAN	870	3	-99,70	14.412	13	-99,91
CHINA	1.827	953	-47,81	51.482	44.009	-14,52
PAPUA NEW GUINEA	27.141	45.213	66,58	288.822	467.743	61,95
THAILAND	195	7.375	3.686,92	963	240.102	24.832,69
SINGAPORE	3.409	30.184	785,33	213.209	964.859	352,54
PHILIPPINES	168	242	44,55	2.768	4.909	77,36
MALAYSIA	3.596	2.235	-37,85	27.766	19.324	-30,41
BRUNEI DARUSSALAM	1.166	164	-85,97	5.018	420	-91,63
NEPAL	236		-100,00	680		-100,00
VIET NAM		330	-		1.747	-
MALDIVES	1.090	543	-50,16	3.631	10.256	182,46
INDIA	5.339	4.078	-23,62	218.002	297.606	36,52
SRI LANKA	3		-100,00	12		-100,00
SAUDI ARABIA	227	212	-6,40	527	2.635	400,37
KUWAIT	90		-100,00	229		-100,00
JORDAN	5		-100,00	371		-100,00
TURKEY	288	35	-87,98	1.255	3.778	200,96
UNITED ARAB EMIRATES	39	68	73,08	3.109	794	-74,46

https://www.bps.go.id

TABEL 6. PERKEMBANGAN EKSPOR INDONESIA MENURUT KOMODITI DAN NEGARA TUJUAN
JANUARI-AGUSTUS 2020 DAN 2021

KOMODITI / NEGARA TUJUAN	BERAT BERSIH (KG)		PERUB	NILAI FOB (US $)		PERUB
	JAN-AGT 2020	JAN-AGT 2021	%	JAN-AGT 2020	JAN-AGT 2021	%
(1)	(2)	(3)	(4)	(5)	(6)	(7)
QATAR	141		-100,00	186		-100,00
EGYPT		10.000	-		13.000	-
MOROCCO		59	-		6.633	-
TUNISIA		20	-		1.239	-
TANZANIA, UNITED REP. OF	1	28	5.500,00	43	589	1.280,04
REUNION	71	25	-64,79	2.106	65	-96,91
NIGERIA	1	29	2.800,00	16	35	111,40
GABON		8.617	-		27.242	-
DJIBOUTI	16		-100,00	64		-100,00
SOUTH AFRICA	232	5	-97,84	1.390	456	-67,21
MAURITIUS	83	19	-76,77	917	2.411	162,82
MAYOTTE	15	5	-70,00	21	360	1.589,89
AUSTRALIA	1.484	3.278	120,85	47.412	82.091	73,14
NEW ZEALAND	25	95	280,00	167	3.296	1.870,83
NEW CALEDONIA	18	1	-94,44	2.150	611	-71,58
EAST TIMOR	52.737	5.142	-90,25	27.876	23.076	-17,22
UNITED STATES	100.313	307.039	206,08	2.503.640	13.318.340	431,96
CANADA	877	782	-10,91	15.953	46.593	192,07
ARGENTINA		27	-		1.116	-
BRAZIL		52	-		2.191	-
PERU	990		-100,00	16.229		-100,00
EL SALVADOR	15	1.482	9.780,00	111	4.510	3.953,93
COSTA RICA	32	17	-46,88	1.121	182	-83,74
CAPE VERDE	56		-100,00	1.099		-100,00
FRENCH POLYNESIA	38		-100,00	718		-100,00
GUADELOUPE	6		-100,00	2.506		-100,00
UNITED KINGDOM	272	19.859	7.214,72	19.990	1.184.383	5.824,88
NETHERLANDS	3.125	12.430	297,75	144.608	622.518	330,49
FRANCE	4.411	7.105	61,07	260.754	457.732	75,54
GERMANY, FED. REP. OF	11.794	12.403	5,16	463.708	669.566	44,39
AUSTRIA	120	6	-95,00	3.000	141	-95,30
BELGIUM	3.290	44.563	1.254,50	313.315	2.471.993	688,98
SWITZERLAND	8		-100,00	545		-100,00
DENMARK	1.127	1.104	-2,00	17.305	14.285	-17,45
NORWAY		306	-		13.882	-
IRELAND		38	-		737	-
ITALY	5.251	5.343	1,77	376.957	324.370	-13,95
SPAIN	1.312	65	-95,06	12.801	3.156	-75,34
PORTUGAL		0	-		24	-
GREECE	14	5	-62,96	104	71	-31,14
HUNGARY	150		-100,00	182		-100,00
POLAND		3	-		22	-
KYRGYZSTAN		145	-		5.417	-
CROATIA	23		-100,00	52		-100,00
MALTA	2		-100,00	79		-100,00
RUSSIA FEDERATION		8	-		478	-
SEPATU OLAHRAGA	**105.757.173**	**135.456.059**	**28,08**	**2.203.059.738**	**2.832.615.799**	**28,58**
JAPAN	6.936.456	7.769.464	12,01	137.702.692	144.690.866	5,07
HONG KONG	532.676	612.543	14,99	10.918.246	9.192.164	-15,81
KOREA, REPUBLIC OF	2.388.240	2.698.517	12,99	52.557.916	55.787.553	6,14
TAIWAN	942.966	840.329	-10,88	17.016.566	16.545.050	-2,77
CHINA	16.248.045	19.680.123	21,12	367.174.883	432.836.521	17,88
MACAU	990	248	-74,99	20.818	4.558	-78,10
PAPUA NEW GUINEA	1.012	2.813	178,04	25.059	83.344	232,59
THAILAND	413.945	542.368	31,02	8.442.269	11.039.757	30,77
SINGAPORE	298.593	558.966	87,20	8.602.149	14.470.178	68,22
PHILIPPINES	370.533	360.306	-2,76	6.585.333	9.304.277	41,29
MALAYSIA	624.715	946.984	51,59	13.741.605	16.492.959	20,02
MYANMAR	626	89	-85,78	48.800	1.627	-96,67
CAMBODIA	170	19	-88,55	2.681	281	-89,51
BRUNEI DARUSSALAM	921	4.228	359,09	747	12.019	1.508,26
BHUTAN		248	-		7.250	-
VIET NAM	242.833	95.154	-60,82	1.605.255	2.187.039	36,24
MALDIVES	20	4.639	22.808,64	883	4.386	396,49
INDIA	341.368	663.324	94,31	6.246.833	11.893.729	90,40
PAKISTAN	980	1.683	71,80	17.640	29.555	67,54
SRI LANKA	44		-100,00	747		-100,00
IRAQ		290	-		500	-
SAUDI ARABIA		1.085	-		20.330	-
ISRAEL	186.844	372.817	99,53	3.762.682	6.947.559	84,64
LEBANON	612		-100,00	11.321		-100,00
YEMEN	9.606	798	-91,69	21.900	4.661	-78,72
OMAN		6.320	-		6.930	-
TURKEY	403.531	505.426	25,25	6.608.387	7.634.423	15,53
UNITED ARAB EMIRATES	953.896	1.365.267	43,13	17.999.411	26.379.253	46,56
CYPRUS	278	2.170	679,31	6.784	40.977	504,04
MOROCCO	153.919	155.759	1,20	2.451.066	2.854.599	16,46
TUNISIA	29		-100,00	850		-100,00
ALGERIA	2.274	1.380	-39,33	34.314	26.470	-22,86
TANZANIA, UNITED REP. OF		14	-		5	-
SOMALIA	28	755	2.596,43	150	2.604	1.636,00
REUNION	780		-100,00	10.446		-100,00
MOZAMBIQUE		3.145	-		2.478	-
GUINEA	384	125	-67,45	200	19	-90,50
NIGERIA	150		-100,00	320		-100,00
SENEGAL	1.108		-100,00	12.253		-100,00
MALI		162	-		1.278	-

https://www.bps.go.id

TABEL 6. PERKEMBANGAN EKSPOR INDONESIA MENURUT KOMODITI DAN NEGARA TUJUAN
JANUARI-AGUSTUS 2020 DAN 2021

KOMODITI / NEGARA TUJUAN	BERAT BERSIH (KG)		PERUB	NILAI FOB (US $)		PERUB
	JAN-AGT 2020	JAN-AGT 2021	%	JAN-AGT 2020	JAN-AGT 2021	%
(1)	(2)	(3)	(4)	(5)	(6)	(7)
UGANDA	5	40	700,00	40	725	1.711,25
DJIBOUTI		1.440	-		8.880	-
SOUTH AFRICA	490.244	908.893	85,40	8.687.178	16.316.938	87,83
MAURITIUS	1.780	1.423	-20,07	42.040	35.249	-16,15
AUSTRALIA	1.948.288	2.174.196	11,60	26.525.104	49.232.510	85,61
NEW ZEALAND	163.025	245.355	50,50	3.341.180	5.672.728	69,78
NEW CALEDONIA	110	4.174	3.694,55	2.542	31.381	1.134,35
FIJI	931		-100,00	18.935		-100,00
EAST TIMOR	258.345	237.559	-8,05	324.992	280.276	-13,76
UNITED STATES	30.354.685	43.950.233	44,79	657.228.528	993.274.512	51,13
CANADA	1.596.400	1.832.358	14,78	31.839.609	38.247.371	20,13
MEXICO	3.082.747	4.551.541	47,65	52.062.852	78.822.839	51,40
PANAMA	429.451	512.804	19,41	8.296.399	9.772.757	17,80
SURINAME		120	-		1.472	-
CHILE	669.718	1.263.807	88,71	13.887.053	25.177.472	81,30
ARGENTINA	513.717	662.576	28,98	10.359.186	14.355.109	38,57
BRAZIL	1.061.603	1.098.363	3,46	24.466.170	26.196.710	7,07
COLOMBIA	336.341	522.602	55,38	5.881.129	9.039.180	53,70
BOLIVIA	345	626	81,31	5.539	11.636	110,08
URUGUAY	85.413	78.790	-7,75	1.701.654	1.640.564	-3,59
PARAGUAY	1.327	3.487	162,77	28.392	60.618	113,50
ECUADOR	514	2.457	377,68	7.540	36.111	378,93
PERU	451.678	871.170	92,87	7.644.585	15.433.216	101,88
TRINIDAD AND TOBAGO	209		-100,00	5.225		-100,00
EL SALVADOR	1.237	7.321	492,05	19.292	116.466	503,71
COSTA RICA		9	-		12	-
MARTINIQUE	130		-100,00	176		-100,00
UNITED KINGDOM	4.247.387	5.748.403	35,34	81.271.024	108.398.830	33,38
NETHERLANDS	1.704.425	3.011.310	76,68	43.261.533	67.145.446	55,21
FRANCE	880.962	634.064	-28,03	17.787.550	13.769.025	-22,59
GERMANY, FED. REP. OF	7.924.957	10.192.748	28,62	150.791.047	179.309.878	18,91
AUSTRIA	6.371	61.801	870,01	56.425	411.928	630,05
BELGIUM	14.593.944	14.645.523	0,35	321.536.972	325.820.711	1,33
SWITZERLAND	48.035	9.925	-79,34	1.494.109	344.589	-76,94
LUXEMBOURG	55.131	269	-99,51	1.989.268	2.627	-99,87
MONACO	1.965	4.042	105,65	38.804	69.453	78,99
DENMARK	748	377	-49,60	20.932	10.928	-47,79
NORWAY	2.383	2.322	-2,55	97.943	43.145	-55,95
SWEDEN	120.641	193.144	60,10	4.036.391	4.999.623	23,86
FINLAND	51.475	49.481	-3,87	1.510.221	1.135.749	-24,80
IRELAND	26.207	45.191	72,44	314.869	581.398	84,65
ITALY	1.362.236	1.876.256	37,73	24.694.621	32.085.687	29,93
SPAIN	678.462	1.106.477	63,09	13.797.591	18.289.161	32,55
PORTUGAL	84	1.016	1.107,55	643	16.547	2.473,93
ICELAND	4.515		-100,00	115.703		-100,00
GREECE	619.007	489.595	-20,91	10.697.341	7.728.507	-27,75
HUNGARY	73	7	-90,20	2.023	500	-75,27
POLAND	62.781	69.839	11,24	1.365.216	1.493.138	9,37
ROMANIA	2.846		-100,00	58.900		-100,00
BULGARIA	4.623	4.289	-7,22	184.190	121.075	-34,27
UKRAINE	30.786	60.949	97,98	557.154	868.496	55,88
GEORGIA		116	-		2.062	-
CROATIA	5.581	7.493	34,26	93.258	100.999	8,30
BOSNIA AND HERZEGOVINA	2.407		-100,00	30.593		-100,00
MALTA	208		-100,00	5.760		-100,00
SLOVAKIA	6		-100,00	78		-100,00
SLOVENIA	17.802	14.875	-16,44	426.473	302.910	-28,97
CZECH REPUBLIC	27.689	9.080	-67,21	552.546	207.712	-62,41
RUSSIA FEDERATION	761.597	1.081.784	42,04	12.167.074	16.978.991	39,55
SERBIA	5.024	6.781	34,98	96.942	106.750	10,12
SEPATU TEKNIK LAPANGAN/KEPERLUAN INDUSTRI	**23.406.527**	**27.223.826**	**16,31**	**481.103.988**	**563.469.239**	**17,12**
JAPAN	1.226.809	1.225.280	-0,12	30.860.163	28.139.027	-8,82
HONG KONG	239.457	155.470	-35,07	4.714.763	3.328.140	-29,41
KOREA, REPUBLIC OF	1.589.893	1.900.385	19,53	26.627.179	32.899.806	23,56
TAIWAN	91.925	177.232	92,80	1.965.118	3.754.598	91,06
CHINA	2.014.842	2.482.453	23,21	47.950.407	57.121.193	19,13
MONGOLIA	1.758	2.219	26,21	52.076	72.099	38,45
MACAU	238	39	-83,52	4.947	687	-86,11
PAPUA NEW GUINEA	43.981	20.787	-52,74	627.607	282.772	-54,94
THAILAND	70.491	45.038	-36,11	1.692.291	989.715	-41,52
SINGAPORE	1.620.811	155.252	-90,42	15.238.824	3.516.851	-76,92
PHILIPPINES	47.638	42.470	-10,85	907.423	660.277	-27,24
MALAYSIA	54.803	54.656	-0,27	4.823.068	1.052.105	-78,19
CAMBODIA	322	553	71,61	9.203	18.623	102,37
BRUNEI DARUSSALAM	3.539	6.157	73,98	36.489	69.031	89,18
LAO PEOPLE'S DEM. REP.	804	271	-66,27	23.737	7.141	-69,92
VIET NAM	57.044	58.280	2,17	1.146.981	1.078.208	-6,00
MALDIVES	996	193	-80,62	3.102	1.015	-67,28
INDIA	38.090	31.675	-16,84	693.804	517.021	-25,48
PAKISTAN	4.680	398	-91,50	95.437	8.729	-90,85
SRI LANKA		11	-		326	-
SAUDI ARABIA	2.014		-100,00	56.077		-100,00
ISRAEL	30.104	44.356	47,34	666.060	867.494	30,24
LEBANON		153	-		4.542	-
YEMEN		11.130	-		12.359	-
TURKEY	66.126	22.760	-65,58	1.165.470	315.446	-72,93

https://www.bpsbjb.id

TABEL 6. PERKEMBANGAN EKSPOR INDONESIA MENURUT KOMODITI DAN NEGARA TUJUAN
JANUARI-AGUSTUS 2020 DAN 2021

KOMODITI / NEGARA TUJUAN	BERAT BERSIH (KG)		PERUB	NILAI FOB (US $)		PERUB
	JAN-AGT 2020	JAN-AGT 2021	%	JAN-AGT 2020	JAN-AGT 2021	%
(1)	(2)	(3)	(4)	(5)	(6)	(7)
UNITED ARAB EMIRATES	147.037	80.307	-45,38	2.748.495	1.767.222	-35,70
CYPRUS	144	2.033	1.308,44	4.764	53.020	1.013,03
EGYPT		418	-		7.899	-
MOROCCO	18.248	811	-95,56	352.590	14.997	-95,75
ALGERIA		2.165	-		55.737	-
TANZANIA, UNITED REP. OF		7.525	-		119.380	-
SOMALIA	2.145	4.360	103,26	5.130	40.720	693,76
KENYA	792	138	-82,58	925	1.025	10,89
REUNION	46		-100,00	1.449		-100,00
TOGO	28		-100,00	6		-100,00
GHANA		2.776	-		55.500	-
LIBERIA		72	-		168	-
GUINEA		930	-		12.420	-
ANGOLA	74		-100,00	2.364		-100,00
CAMEROON		20	-		35	-
GABON		119	-		32	-
COTE D'IVOIRE	160		-100,00	2.250		-100,00
SENEGAL	1.307		-100,00	14.766		-100,00
MALI		60	-		96	-
GAMBIA		25	-		657	-
NIGER	15		-100,00	313		-100,00
DJIBOUTI		3.630	-		10.913	-
SOUTH AFRICA	103.061	95.962	-6,89	1.813.874	1.464.524	-19,26
MAURITIUS	350	74	-78,86	1.034	2.551	146,60
MAYOTTE		65	-		461	-
AUSTRALIA	943.826	1.466.624	55,39	21.354.410	30.965.253	45,01
NEW ZEALAND	86.419	112.834	30,57	2.235.066	2.594.029	16,06
NEW CALEDONIA	1.638	1.087	-33,64	40.232	27.101	-32,64
EAST TIMOR	1.703	814	-52,23	2.173	918	-57,74
UNITED STATES	5.058.026	8.410.179	66,27	99.169.004	157.621.137	58,94
CANADA	202.686	286.868	41,53	4.571.188	5.874.916	28,52
MEXICO	165.239	188.704	14,20	3.043.718	3.491.951	14,73
PANAMA	55.205	65.360	18,39	1.202.628	1.119.484	-6,91
CUBA	213		-100,00	5.018		-100,00
CHILE	88.678	135.778	53,11	1.852.756	2.488.264	34,30
ARGENTINA	81.955	140.490	71,42	2.092.444	2.645.316	26,42
BRAZIL	53.188	91.697	72,40	1.354.070	1.607.492	18,72
COLOMBIA	19.009	1.290	-93,21	393.936	27.227	-93,09
BOLIVIA	895		-100,00	10.689		-100,00
URUGUAY	9.345	18.201	94,76	214.484	340.405	58,71
PARAGUAY	1.547	909	-41,22	31.908	15.533	-51,32
ECUADOR	460	4.423	861,66	7.001	50.633	623,18
PERU	43.524	39.082	-10,21	885.025	668.027	-24,52
BAHAMAS	1.574		-100,00	37.096		-100,00
PUERTO RICO	202		-100,00	5.070		-100,00
DOMINICAN REPUBLIC	925		-100,00	24.977		-100,00
EL SALVADOR		3.649	-		43.639	-
FRENCH POLYNESIA	379	613	61,74	1.776	4.151	133,74
NETHERLANDS ANTILLES	2.026	3.668	81,00	39.552	75.203	90,14
UNITED KINGDOM	1.265.820	1.368.264	8,09	23.399.470	28.757.658	22,90
NETHERLANDS	817.171	1.122.727	37,39	18.310.417	23.569.864	28,72
FRANCE	215.877	151.825	-29,67	4.610.746	3.172.737	-31,19
GERMANY, FED. REP. OF	2.349.494	1.630.070	-30,62	43.856.243	27.127.405	-38,14
AUSTRIA	75.200	116.019	54,28	1.483.511	2.051.288	38,27
BELGIUM	509.727	990.176	94,26	11.514.544	19.659.860	70,74
SWITZERLAND	8.091	5.370	-33,63	218.027	152.619	-30,00
DENMARK	836.410	904.364	8,12	24.858.623	29.065.371	16,92
NORWAY	1.725	2.334	35,35	62.620	68.840	9,93
SWEDEN	232.820	233.891	0,46	5.307.110	5.024.714	-5,32
FINLAND	11.539	158	-98,63	271.538	9.607	-96,46
IRELAND	561	4.517	705,68	10.859	28.444	161,93
ITALY	1.376.906	1.354.600	-1,62	27.441.643	29.160.755	6,26
SPAIN	164.583	38.968	-76,32	3.057.761	598.228	-80,44
PORTUGAL	4.258	183.307	4.204,69	353.618	5.684.804	1.507,61
GREECE	68.229	24.106	-64,67	1.224.428	386.197	-68,46
HUNGARY	9		-100,00	466		-100,00
POLAND	479.085	566.456	18,24	13.927.467	15.166.406	8,90
BULGARIA	417		-100,00	9.383		-100,00
KYRGYZSTAN		207	-		8.196	-
UKRAINE	98.166	82.828	-15,62	2.820.057	2.295.385	-18,61
LITHUANIA	726		-100,00	15.000		-100,00
LATVIA	1.963		-100,00	48.865		-100,00
BOSNIA AND HERZEGOVINA	803		-100,00	26.586		-100,00
SLOVAKIA	4	23	423,97	445	3.219	622,85
SLOVENIA	32.026	37.370	16,69	531.667	1.272.123	139,27
CZECH REPUBLIC	22.400	38.168	70,39	445.437	641.883	44,10
RUSSIA FEDERATION	523.651	743.954	42,07	14.216.283	21.354.810	50,21
SERBIA	9.942	13.143	32,21	180.190	223.587	24,08
MONTENEGRO	489		-100,00	18.576		-100,00
ALAS KAKI UNTUK KEPERLUAN SEHARI-HARI	**22.442.073**	**26.152.653**	**16,53**	**484.450.454**	**493.871.792**	**1,94**
JAPAN	2.172.302	2.004.719	-7,71	39.941.960	34.478.191	-13,68
HONG KONG	220.782	165.091	-25,22	9.127.187	3.222.957	-64,69
KOREA, REPUBLIC OF	734.262	971.588	32,32	15.578.012	19.680.641	26,34
TAIWAN	271.877	198.992	-26,81	4.054.740	2.647.307	-34,71
CHINA	4.415.718	2.847.702	-35,51	87.383.475	70.360.531	-19,48
MONGOLIA	99	155	57,08	2.576	4.414	71,36

https://www.bps.go.id

TABEL 6. PERKEMBANGAN EKSPOR INDONESIA MENURUT KOMODITI DAN NEGARA TUJUAN
JANUARI-AGUSTUS 2020 DAN 2021

KOMODITI / NEGARA TUJUAN	BERAT BERSIH (KG)		PERUB	NILAI FOB (US $)		PERUB
	JAN-AGT 2020	JAN-AGT 2021	%	JAN-AGT 2020	JAN-AGT 2021	%
(1)	(2)	(3)	(4)	(5)	(6)	(7)
MACAU	247	115	-53,33	5.274	1.904	-63,90
PAPUA NEW GUINEA	817	7.075	766,30	14.792	78.793	432,67
THAILAND	216.828	158.835	-26,75	7.726.947	3.643.916	-52,84
SINGAPORE	300.513	427.232	42,17	7.862.133	7.092.557	-9,79
PHILIPPINES	39.196	129.925	231,47	710.104	2.744.866	286,54
MALAYSIA	175.364	410.043	133,82	2.276.217	6.799.443	198,72
MYANMAR	69.809	19.864	-71,55	730.751	254.847	-65,13
CAMBODIA	7.814	63.041	706,82	210.065	780.888	271,74
BRUNEI DARUSSALAM	5.856	12.613	115,38	39.551	70.030	77,06
NEPAL	1.330	711	-46,54	6.835	2.160	-68,40
VIET NAM	485.274	476.807	-1,74	4.629.575	5.118.331	10,56
MALDIVES	5.970	17.617	195,12	23.604	48.874	107,06
INDIA	231.013	368.386	59,47	4.058.924	4.815.335	18,64
PAKISTAN		1.636	-		27.151	-
SRI LANKA	2.317	2.024	-12,66	20.384	16.288	-20,09
SAUDI ARABIA	357	3.593	905,85	7.397	48.314	553,11
ISRAEL	65.540	65.833	0,45	1.559.394	1.364.759	-12,48
KUWAIT		6.495	-		52.955	-
LEBANON	38	114	202,33	1.387	1.310	-5,58
YEMEN	4.406	225	-94,89	24.550	2.085	-91,51
OMAN	11		-100,00	191		-100,00
TURKEY	165.437	103.742	-37,29	4.139.754	1.665.817	-59,76
UNITED ARAB EMIRATES	119.980	160.093	33,43	3.364.787	2.549.429	-24,23
QATAR	1.092	76	-93,01	16.853	175	-98,96
CYPRUS	5	1.249	25.918,33	109	21.477	19.622,09
EGYPT		103	-		2.818	-
MOROCCO	18.665	20.667	10,73	687.480	337.891	-50,85
TUNISIA	156		-100,00	1.807		-100,00
ALGERIA	9.214	20.872	126,52	112.107	258.408	130,50
NAMIBIA		15	-		48	-
TANZANIA, UNITED REP. OF	30.750	29.170	-5,14	10.764	15.253	41,70
MADAGASCAR	7.975	12.410	55,61	191	7.227	3.693,91
SOMALIA	60.645	3.445	-94,32	140.954	36.000	-74,46
KENYA	2.082	3.297	58,39	42.429	46.944	10,64
REUNION	4.904	1.425	-70,95	66.010	39.979	-39,43
MOZAMBIQUE	10.315	780	-92,44	66.390	15.000	-77,41
TOGO	7	1	-85,71	42	14	-66,19
LIBERIA		1	-		10	-
GUINEA	3.498	2.199	-37,14	24.888	38.196	53,48
ANGOLA	12.000	9.870	-17,75	4.900	456	-90,69
CONGO	11.600	6.400	-44,83	8.460	4.347	-48,62
CAMEROON		41	-		1.252	-
NIGERIA	10	826	8.160,00	92	2.266	2.368,32
SIERRA LEONE	20		-100,00	132		-100,00
COTE D'IVOIRE	225	493	119,11	2.032	3.053	50,25
SENEGAL	133	6.309	4.643,61	1.302	31.930	2.351,46
MALI	45		-100,00	190		-100,00
GAMBIA	380	580	52,63	1.875	1.656	-11,68
SEYCHELLES	568		-100,00	5.108		-100,00
UGANDA	384	2	-99,48	589	10	-98,24
DJIBOUTI	5	1.824	34.315,09	3	2.903	84.044,93
SOUTH AFRICA	274.063	378.269	38,02	5.326.790	5.188.036	-2,60
COMOROS	916		-100,00	2.487		-100,00
MAURITIUS	7.616	4.650	-38,94	6.663	4.740	-28,86
DEMOCRATIC REP. OF THE CONGO		34	-		336	-
AUSTRALIA	330.931	554.353	67,51	9.371.859	11.118.454	18,64
NEW ZEALAND	19.087	44.126	131,18	590.400	833.864	41,24
NEW CALEDONIA		654	-		14.376	-
VANUATU		147	-		430	-
WALLIS AND FUTUNA ISLANDS	434		-100,00	92		-100,00
FIJI		3.291	-		24.545	-
EAST TIMOR	382.735	327.221	-14,50	438.891	558.071	27,15
UNITED STATES	4.495.336	8.295.024	84,53	104.617.600	151.121.937	44,45
CANADA	406.821	394.017	-3,15	8.499.346	6.846.079	-19,45
MEXICO	149.454	362.561	142,59	3.210.168	5.463.842	70,20
HONDURAS		270	-		10.810	-
PANAMA	48.692	59.398	21,99	1.204.547	1.140.170	-5,34
CUBA	1.346		-100,00	32.772		-100,00
CHILE	104.355	126.345	21,07	2.044.162	2.332.131	14,09
ARGENTINA	476.577	458.459	-3,80	9.501.739	7.941.704	-16,42
BRAZIL	146.725	153.104	4,35	4.173.337	3.776.308	-9,51
COLOMBIA	32.076	30.560	-4,72	690.880	543.190	-21,38
BOLIVIA	201		-100,00	3.370		-100,00
URUGUAY	14.364	11.637	-18,99	323.461	217.440	-32,78
PARAGUAY	1.584	2.018	27,34	36.917	26.476	-28,28
ECUADOR	2.379	1.208	-49,23	47.180	17.833	-62,20
PERU	82.126	101.803	23,96	1.493.721	1.405.601	-5,90
TRINIDAD AND TOBAGO	1.284		-100,00	42.845		-100,00
JAMAICA		21	-		52	-
EL SALVADOR		820	-		14.946	-
COSTA RICA	1.533	30	-98,04	42.906	580	-98,65
ARUBA		282	-		257	-
CAYMAN ISLANDS		20	-		296	-
FRENCH POLYNESIA	4	90	2.150,00	645	1.450	124,84
VIRGIN ISLANDS (BRITISH)		8	-		303	-
UNITED KINGDOM	1.033.323	914.434	-11,51	17.806.764	14.427.338	-18,98
NETHERLANDS	407.997	506.023	24,03	12.545.183	8.941.536	-28,73
FRANCE	270.199	242.651	-10,20	5.695.200	3.297.084	-42,11

https://www.bpsbbo.id

TABEL 6. PERKEMBANGAN EKSPOR INDONESIA MENURUT KOMODITI DAN NEGARA TUJUAN
JANUARI-AGUSTUS 2020 DAN 2021

KOMODITI / NEGARA TUJUAN	BERAT BERSIH (KG)		PERUB	NILAI FOB (US $)		PERUB
	JAN-AGT 2020	JAN-AGT 2021	%	JAN-AGT 2020	JAN-AGT 2021	%
(1)	(2)	(3)	(4)	(5)	(6)	(7)
GERMANY, FED. REP. OF	1.261.266	1.316.891	4,41	28.230.899	24.452.574	-13,38
AUSTRIA	4.624	9.652	108,75	96.228	126.598	31,56
BELGIUM	585.831	932.408	59,16	10.883.174	14.104.572	29,60
SWITZERLAND	20.622	10.303	-50,04	1.133.791	500.900	-55,82
DENMARK	120.370	165.301	37,33	2.867.751	5.106.822	78,08
NORWAY	6.357	4.299	-32,38	123.594	93.212	-24,58
SWEDEN	13.368	20.483	53,22	434.173	388.958	-10,41
FINLAND	11.478	5.256	-54,21	430.959	112.678	-73,85
IRELAND	2.131	1.601	-24,86	19.280	23.434	21,55
ITALY	854.364	948.001	10,96	20.107.499	22.643.108	12,61
SPAIN	222.999	260.834	16,97	4.849.058	4.049.271	-16,49
PORTUGAL	332.815	291.093	-12,54	21.311.144	17.576.691	-17,52
GREECE	83.570	52.975	-36,61	1.984.574	854.578	-56,94
HUNGARY	25.251	21.312	-15,60	466.410	362.791	-22,22
POLAND	18.005	61.832	243,41	431.624	1.277.882	196,06
ROMANIA	6.737	30	-99,55	611.455	662	-99,89
BULGARIA	186	337	81,40	2.114	3.626	71,54
UKRAINE	12.626	10.929	-13,44	332.861	282.240	-15,21
LITHUANIA	65	10	-84,62	3.676	45	-98,78
ESTONIA		449	-		8.267	-
CROATIA	231		-100,00	5.365		-100,00
SLOVAKIA	54.945	48.978	-10,86	3.152.003	2.692.964	-14,56
SLOVENIA	6.478	4.051	-37,47	144.386	81.993	-43,21
CZECH REPUBLIC	373	4.622	1.137,67	7.283	48.904	571,44
RUSSIA FEDERATION	216.424	260.741	20,48	4.363.768	5.358.094	22,79
SERBIA	965	414	-57,14	12.180	9.307	-23,59
MONTENEGRO	2		-100,00	6		-100,00
BARANG DARI KULIT DAN KULIT BUATAN UNTUK KEPERLUAN PRIBADI	**21.947.740**	**29.229.730**	**33,18**	**381.202.030**	**509.531.078**	**33,66**
JAPAN	936.243	1.095.296	16,99	15.879.818	19.442.120	22,43
HONG KONG	346.017	548.080	58,40	8.984.976	13.928.794	55,02
KOREA, REPUBLIC OF	302.131	401.543	32,90	3.887.918	5.893.156	51,58
TAIWAN	104.155	127.806	22,71	1.427.958	1.853.797	29,82
CHINA	1.018.537	1.231.838	20,94	14.194.510	23.916.794	68,49
MACAU		275	-		14.585	-
PAPUA NEW GUINEA	547	2.609	376,86	3.499	17.461	399,05
THAILAND	66.177	182.126	175,21	938.335	1.807.084	92,58
SINGAPORE	350.073	340.467	-2,74	10.659.599	10.814.506	1,45
PHILIPPINES	124.645	136.579	9,57	1.450.500	1.931.251	33,14
MALAYSIA	219.821	447.589	103,62	1.724.311	5.915.448	243,06
MYANMAR	1.738	980	-43,63	4.674	3.520	-24,69
CAMBODIA	2.302	970	-57,88	26.708	6.214	-76,73
BRUNEI DARUSSALAM	2.076	3.006	44,80	22.136	15.547	-29,76
VIET NAM	17.886	18.080	1,09	692.682	831.281	20,01
MALDIVES	385	1.693	339,71	5.105	33.755	561,22
INDIA	11.679	24.318	108,22	143.308	271.014	89,11
PAKISTAN	6.366	15.473	143,07	35.344	182.941	417,60
BANGLADESH	13.241	21.243	60,44	111.448	163.916	47,08
SRI LANKA	9	752.440	8.360.339,56	23	12.410	54.618,62
IRAN (ISLAMIC REPUBLIC OF)	2.000		-100,00	125.796		-100,00
SAUDI ARABIA	23.441	44.416	89,48	520.065	943.565	81,43
ISRAEL	28.614	44.203	54,48	465.051	681.935	46,64
KUWAIT	186	3.715	1.901,43	2.088	39.424	1.787,91
JORDAN	174	153	-12,09	2.098	13.832	559,44
LEBANON	1.148	378	-67,08	69.999	10.000	-85,71
YEMEN		260	-		1.200	-
OMAN	205	5	-97,56	4.379	143	-96,74
TURKEY	27.793	19.534	-29,72	394.145	228.521	-42,02
UNITED ARAB EMIRATES	289.534	331.331	14,44	3.573.820	4.573.281	27,97
QATAR	998	118	-88,23	17.909	1.154	-93,55
BAHRAIN	279		-100,00	9.440		-100,00
CYPRUS	3	227	8.145,82	49	4.829	9.672,14
MOROCCO	7.735	8.675	12,15	124.174	139.544	12,38
TUNISIA		1.332	-		222.691	-
ALGERIA	700	178	-74,63	7.974	1.617	-79,72
SUDAN	0		-100,00	108		-100,00
ETHIOPIA	147		-100,00	1.615		-100,00
TANZANIA, UNITED REP. OF	926	150	-83,80	12.593	1.434	-88,61
SOMALIA	263		-100,00	60		-100,00
KENYA		1.502	-		32.563	-
REUNION	826	255	-69,10	16.009	3.266	-79,60
EQUATORIAL GUINEA	148		-100,00	585		-100,00
TOGO	15	62	313,33	424	49	-88,48
GUINEA		21	-		365	-
ANGOLA		3	-		177	-
CAMEROON	672	8	-98,88	74	224	200,91
NIGERIA	1.941	213	-89,02	3.821	454	-88,13
SIERRA LEONE	2		-100,00	13		-100,00
GABON		50	-		121	-
COTE D'IVOIRE	2		-100,00	13		-100,00
SENEGAL		36.273	-		34.178	-
GAMBIA		2	-		93	-
SEYCHELLES	99		-100,00	4.727		-100,00
UGANDA	727	87	-88,03	1.660	240	-85,54
DJIBOUTI	5	1.526	28.659,89	182	10.218	5.527,61
SOUTH AFRICA	138.541	151.710	9,51	1.608.998	1.856.301	15,37
MAURITIUS	2.742	307	-88,80	13.545	2.743	-79,75

https://www.bps.go.id

TABEL 6. PERKEMBANGAN EKSPOR INDONESIA MENURUT KOMODITI DAN NEGARA TUJUAN
JANUARI-AGUSTUS 2020 DAN 2021

KOMODITI / NEGARA TUJUAN	BERAT BERSIH (KG)		PERUB	NILAI FOB (US $)		PERUB
	JAN-AGT 2020	JAN-AGT 2021	%	JAN-AGT 2020	JAN-AGT 2021	%
(1)	(2)	(3)	(4)	(5)	(6)	(7)
DEMOCRATIC REP. OF THE CONGO		158	-		690	-
AUSTRALIA	161.350	323.717	100,63	2.141.394	4.505.529	110,40
NEW ZEALAND	42.577	50.277	18,08	729.499	782.386	7,25
GUAM	326	557	70,94	2.111	2.073	-1,82
NEW CALEDONIA	1.842	1.561	-15,26	34.343	27.765	-19,15
VANUATU	70		-100,00	229		-100,00
WALLIS AND FUTUNA ISLANDS	13		-100,00	70		-100,00
AMERICAN SAMOA		462	-		509	-
FIJI	348	387	11,06	3.282	6.003	82,91
SOLOMON ISLANDS	18		-100,00	204		-100,00
EAST TIMOR	17.646	50.458	185,94	31.860	87.388	174,29
UNITED STATES	11.689.321	15.009.668	28,40	213.018.340	280.574.767	31,71
CANADA	412.696	459.416	11,32	7.884.865	9.680.994	22,78
MEXICO	201.145	260.420	29,47	2.464.590	3.091.392	25,43
GUATEMALA	46	66	43,48	653	1.262	93,38
PANAMA	52.625	54.265	3,12	689.890	866.426	25,59
CUBA		56.462	-		95.200	-
SURINAME		25.540	-		47.195	-
CHILE	48.847	92.787	89,96	693.030	1.164.866	68,08
VENEZUELA	130	4.358	3.252,62	909	17.161	1.787,17
ARGENTINA	17.302	38.439	122,17	203.534	357.955	75,87
BRAZIL	138.116	246.335	78,35	1.523.846	2.765.005	81,45
COLOMBIA	15.883	21.637	36,23	254.437	345.057	35,62
URUGUAY	5.419	8.458	56,09	47.010	100.067	112,86
PARAGUAY	731	458	-37,40	9.141	4.230	-53,72
ECUADOR	25.233		-100,00	5.676		-100,00
PERU	9.342	24.091	157,87	155.543	382.103	145,66
TRINIDAD AND TOBAGO	50		-100,00	139		-100,00
BAHAMAS	76	1	-99,34	1.297	14	-98,93
JAMAICA		22	-		14	-
PUERTO RICO	139	114	-18,28	911	935	2,61
DOMINICAN REPUBLIC	45	254	463,56	272	5.359	1.869,77
EL SALVADOR	242	1.847	663,83	4.634	44.151	852,66
COSTA RICA	797	1.188	48,99	7.268	6.920	-4,79
BARBADOS	34		-100,00	375		-100,00
CAPE VERDE	45		-100,00	546		-100,00
CAYMAN ISLANDS		60	-		472	-
FRENCH POLYNESIA	2.746	3.420	24,57	48.237	74.028	53,47
MARTINIQUE	15		-100,00	45		-100,00
NETHERLANDS ANTILLES	223		-100,00	10.292		-100,00
TURKS AND CAICOS ISLANDS		1	-		68	-
GUADELOUPE	1.536	216	-85,94	10.724	4.206	-60,78
SAINT KITTS AND NEVIS	634		-100,00	29.363		-100,00
VIRGIN ISLANDS (BRITISH)	432	1	-99,77	1.736	56	-96,75
U.S. VIRGIN ISLANDS		438	-		483	-
UNITED KINGDOM	436.036	704.029	61,46	5.364.326	8.697.364	62,13
NETHERLANDS	1.147.407	1.080.352	-5,84	28.364.440	29.670.739	4,61
FRANCE	102.388	175.321	71,23	2.816.403	3.709.093	31,70
GERMANY, FED. REP. OF	789.042	920.766	16,69	10.039.043	12.635.824	25,87
AUSTRIA	598	729	21,79	2.492	10.751	331,44
BELGIUM	1.895.284	2.418.145	27,59	26.351.329	36.663.131	39,13
SWITZERLAND	14.941	30.277	102,65	323.036	992.388	207,21
MONACO	835		-100,00	8.193		-100,00
DENMARK	2.258	11.228	397,28	38.303	169.718	343,09
NORWAY	3.771	11.531	205,75	42.641	300.528	604,78
SWEDEN	1.937	3.831	97,83	40.597	237.917	486,04
FINLAND	97	335	244,93	2.021	9.532	371,77
IRELAND	60		-100,00	925		-100,00
ITALY	271.238	602.978	122,31	4.267.992	6.592.073	54,45
SPAIN	65.424	123.191	88,30	835.723	1.305.195	56,18
PORTUGAL	2.346	1.479	-36,95	29.394	32.857	11,78
GREECE	31.617	14.892	-52,90	491.647	229.041	-53,41
HUNGARY	1.363	3.213	135,80	8.856	19.130	116,01
POLAND	5.850	31.216	433,55	72.732	309.631	325,72
ROMANIA	71	300	321,86	88	7.066	7.893,90
BULGARIA	424	5.836	1.277,62	8.980	133.638	1.388,12
ARMENIA	68		-100,00	749		-100,00
BELARUS	225	294	30,44	2.827	4.013	41,96
KAZAKHSTAN	566	3.556	528,73	13.406	78.387	484,72
KYRGYZSTAN		675	-		115.324	-
UKRAINE	3.981	3.707	-6,88	75.484	64.645	-14,36
LITHUANIA	32	286	808,70	314	3.436	993,21
LATVIA	1.952	13	-99,36	14.415	230	-98,40
ESTONIA	280	31	-88,96	2.289	1.444	-36,91
CROATIA	1.844	36	-98,05	4.940	522	-89,44
MALTA	367	976	165,78	9.400	26.295	179,75
SLOVAKIA	22		-100,00	312		-100,00
SLOVENIA	6.413	3.190	-50,25	107.659	69.185	-35,74
CZECH REPUBLIC	201.142	277.857	38,14	3.743.381	5.472.584	46,19
RUSSIA FEDERATION	50.957	62.773	23,19	851.531	1.064.957	25,06
SERBIA	4.979	49	-99,01	81.596	1.954	-97,60
KULIT DISAMAK	**2.413.078**	**3.137.499**	**30,02**	**37.716.549**	**52.647.909**	**39,59**
JAPAN	10.801	14.283	32,23	687.114	1.044.395	52,00
HONG KONG	166.000	132.844	-19,97	2.975.660	2.888.492	-2,93
KOREA, REPUBLIC OF	93.265	111.291	19,33	1.506.506	4.770.919	216,69
TAIWAN	59.627	75.383	26,43	814.188	1.353.236	66,21
CHINA	1.331.628	1.866.834	40,19	8.447.122	9.491.004	12,36

https://www.bps.go.id

TABEL 6. PERKEMBANGAN EKSPOR INDONESIA MENURUT KOMODITI DAN NEGARA TUJUAN
JANUARI-AGUSTUS 2020 DAN 2021

KOMODITI / NEGARA TUJUAN	BERAT BERSIH (KG)		PERUB	NILAI FOB (US $)		PERUB
	JAN-AGT 2020	JAN-AGT 2021	%	JAN-AGT 2020	JAN-AGT 2021	%
(1)	(2)	(3)	(4)	(5)	(6)	(7)
THAILAND	57.937	77.466	33,71	1.954.811	2.528.984	29,37
SINGAPORE	26.092	63.974	145,19	2.250.566	5.378.225	138,97
PHILIPPINES	60.036	95.732	59,46	1.331.401	2.072.762	55,68
MALAYSIA	122.009	120.104	-1,56	1.793.391	2.089.942	16,54
MYANMAR	441	284	-35,67	25.259	16.976	-32,79
CAMBODIA	2.133	4.469	109,55	83.196	175.497	110,94
VIET NAM	320.696	386.710	20,58	9.193.606	11.888.186	29,31
MALDIVES		16	-		809	-
INDIA	99.835	82.302	-17,56	2.285.099	1.952.476	-14,56
PAKISTAN	410	3.905	851,81	14.707	133.320	806,53
BANGLADESH	4.328	10.874	151,28	185.251	398.892	115,33
SRI LANKA	165	157	-4,85	9.135	7.085	-22,44
IRAN (ISLAMIC REPUBLIC OF)		14.119	-		20.578	-
SAUDI ARABIA		33	-		15.098	-
OMAN		2	-		492	-
TURKEY	2.844	6.782	138,47	331.770	676.530	103,92
UNITED ARAB EMIRATES	4.058	20	-99,51	69.908	450	-99,36
ETHIOPIA	2.097		-100,00	25.415		-100,00
NIGERIA		13.700	-		34.000	-
SOUTH AFRICA		79	-		2.650	-
MAURITIUS	20		-100,00	42		-100,00
AUSTRALIA	607	169	-72,22	9.330	3.257	-65,09
NEW ZEALAND	283	247	-12,72	469	385	-17,89
UNITED STATES	1.120	1.446	29,14	57.238	168.937	195,15
MEXICO	7.763	12.809	65,01	661.643	1.268.619	91,74
BRAZIL	95		-100,00	3.054		-100,00
FRENCH POLYNESIA		61	-		466	-
UNITED KINGDOM		3	-		239	-
NETHERLANDS	963	723	-24,94	3.418	2.966	-13,21
FRANCE	93	492	427,58	1.844	18.989	929,92
GERMANY, FED. REP. OF	8.054	3.500	-56,55	208.629	140.851	-32,49
AUSTRIA	369		-100,00	15.306		-100,00
SWITZERLAND	319	1.368	328,68	126.915	46.953	-63,00
DENMARK	409	316	-22,74	16.866	10.958	-35,03
SWEDEN	1.110	2.259	103,59	54.912	107.062	94,97
FINLAND		43	-		1.103	-
ITALY	13.708	16.504	20,40	2.120.935	3.501.795	65,11
SPAIN	497	279	-43,86	86.528	93.913	8,53
PORTUGAL	783	6.246	698,07	17.681	203.551	1.051,23
HUNGARY	295		-100,00	7.443		-100,00
ROMANIA	3.769	36	-99,04	244.633	3.294	-98,65
ARMENIA	109	657	505,72	4.687	33.535	615,45
KYRGYZSTAN		30	-		2.125	-
SLOVAKIA	7.686	8.376	8,97	60.000	60.000	0,00
CZECH REPUBLIC	617	510	-17,34	29.290	23.729	-18,99
RUSSIA FEDERATION	10	65	545,00	1.580	14.185	797,78
KAYU LAPIS	**1.003.142.637**	**1.083.306.491**	**7,99**	**880.184.251**	**1.105.024.771**	**25,54**
JAPAN	253.176.426	244.669.541	-3,36	239.679.871	280.717.880	17,12
HONG KONG	2.638.705	4.199.415	59,15	2.159.504	3.519.995	63,00
KOREA, REPUBLIC OF	201.634.151	217.909.950	8,07	159.522.848	194.607.896	21,99
TAIWAN	72.323.276	49.975.129	-30,90	49.720.630	37.917.319	-23,74
CHINA	6.174.099	7.055.560	14,28	5.106.217	5.440.130	6,54
PAPUA NEW GUINEA	500		-100,00	293		-100,00
THAILAND	15.021.790	9.768.575	-34,97	11.457.519	8.444.243	-26,30
SINGAPORE	13.915.945	27.141.605	95,04	10.867.963	22.110.450	103,45
PHILIPPINES	8.387.958	7.265.969	-13,38	8.476.168	8.246.594	-2,71
MALAYSIA	37.203.979	69.643.030	87,19	27.053.356	58.434.897	116,00
MYANMAR	92.019		-100,00	73.175		-100,00
CAMBODIA	447.463	48.393	-89,19	290.286	38.552	-86,72
BRUNEI DARUSSALAM	737.926	669.007	-9,34	582.737	590.051	1,26
VIET NAM	5.984.408	6.855.501	14,56	6.651.595	7.677.068	15,42
MALDIVES	169.499	68.681	-59,48	164.287	59.530	-63,76
INDIA	13.709.140	21.705.997	58,33	10.763.762	19.013.850	76,65
SRI LANKA	3	22.718	757.166,67	3	20.162	671.966,00
IRAQ	5.518.861	795.028	-85,59	4.155.716	655.887	-84,22
SAUDI ARABIA	61.787.421	38.407.948	-37,84	51.143.236	31.185.017	-39,02
KUWAIT	1.851.024	1.191.808	-35,61	1.691.174	1.359.987	-19,58
JORDAN	850.979	671.792	-21,06	727.003	602.559	-17,12
YEMEN	192.060		-100,00	132.238		-100,00
OMAN	6.374.745	4.721.753	-25,93	5.381.227	4.146.310	-22,95
TURKEY	41.269	20.277	-50,87	53.280	29.291	-45,02
UNITED ARAB EMIRATES	9.178.794	7.883.827	-14,11	7.401.765	6.702.202	-9,45
QATAR	1.210.910	460.678	-61,96	1.009.136	424.018	-57,98
BAHRAIN	623.436	428.685	-31,24	394.394	348.031	-11,76
EGYPT	1.078.038	399.583	-62,93	800.457	308.396	-61,47
LIBYAN ARAB JAMAHIRIYA		100.333	-		120.176	-
MOROCCO	94.652		-100,00	104.734		-100,00
ALGERIA	2.196.417		-100,00	1.767.944		-100,00
SOMALIA	152.000	216.836	42,66	137.168	211.773	54,39
SAINT HELENA		39.575	-		34.299	-
SOUTH AFRICA	852.686	908.805	6,58	781.305	872.454	11,67
MAURITIUS		36.000	-		7.263	-
MAYOTTE		22.362	-		20.353	-
AUSTRALIA	10.929.626	14.899.304	36,32	14.074.173	19.279.827	36,99
NEW ZEALAND	558.425	1.472.415	163,67	587.537	1.726.885	193,92
EAST TIMOR	375.290	679.418	81,04	452.254	646.976	43,06
UNITED STATES	221.713.650	278.274.539	25,51	209.087.106	316.665.283	51,45

https://www.bps.go.id

TABEL 6. PERKEMBANGAN EKSPOR INDONESIA MENURUT KOMODITI DAN NEGARA TUJUAN
JANUARI-AGUSTUS 2020 DAN 2021

KOMODITI / NEGARA TUJUAN	BERAT BERSIH (KG)		PERUB	NILAI FOB (US $)		PERUB
	JAN-AGT 2020	JAN-AGT 2021	%	JAN-AGT 2020	JAN-AGT 2021	%
(1)	(2)	(3)	(4)	(5)	(6)	(7)
CANADA	1.166.891	4.838.200	314,62	1.401.144	5.006.702	257,33
MEXICO	2.824.910	2.923.433	3,49	2.588.246	2.895.210	11,86
CHILE		155.301	-		204.983	-
PERU	250.829	162.437	-35,24	259.057	167.233	-35,45
TURKS AND CAICOS ISLANDS	105		-100,00	6.067		-100,00
UNITED KINGDOM	14.456.302	27.512.956	90,32	14.449.496	33.077.080	128,92
NETHERLANDS	9.708.588	12.100.681	24,64	10.956.269	12.812.999	16,95
FRANCE	112.111		-100,00	376.871		-100,00
GERMANY, FED. REP. OF	5.043.788	6.824.625	35,31	5.830.106	8.713.811	49,46
AUSTRIA	26		-100,00	6.268		-100,00
BELGIUM	8.597.981	5.754.985	-33,07	7.867.554	5.254.057	-33,22
SWITZERLAND	49.577	470	-99,05	34.275	814	-97,63
DENMARK	104.010	92.613	-10,96	60.874	72.746	19,50
SWEDEN	54.083	26.127	-51,69	62.225	50.810	-18,34
IRELAND	189.723		-100,00	157.025		-100,00
ITALY	2.871.704	3.855.115	34,24	2.983.616	3.977.228	33,30
SPAIN	5.600	39	-99,30	1.586	61	-96,13
PORTUGAL	91.528	78.633	-14,09	224.348	222.485	-0,83
GREECE	117.149	65.474	-44,11	115.551	47.316	-59,05
POLAND	640		-100,00	541		-100,00
ROMANIA	65.634	132.787	102,31	67.559	149.709	121,60
ESTONIA	164.787	117.086	-28,95	224.287	150.456	-32,92
MALTA	69.100	35.490	-48,64	59.225	35.467	-40,11
SERBIA		2	-		0	-
PANEL KAYU LAINNYA	**901.834.551**	**849.096.011**	**-5,85**	**527.460.910**	**611.084.910**	**15,85**
JAPAN	94.552.354	100.409.534	6,19	107.053.583	116.025.610	8,38
HONG KONG	4.837.067	5.864.243	21,24	3.371.569	4.116.644	22,10
KOREA, REPUBLIC OF	89.285.160	47.311.373	-47,01	33.720.094	27.698.818	-17,86
TAIWAN	83.501.031	75.054.050	-10,12	44.340.728	46.102.477	3,97
CHINA	276.999.713	260.081.938	-6,11	155.845.336	157.705.821	1,19
PAPUA NEW GUINEA	733		-100,00	962		-100,00
THAILAND	4.850.273	5.764.187	18,84	2.753.344	3.182.020	15,57
SINGAPORE	5.029.986	9.976.207	98,33	3.798.455	7.584.515	99,67
PHILIPPINES	3.340.543	4.345.962	30,10	1.192.867	1.768.766	48,28
MALAYSIA	18.545.117	25.654.902	38,34	9.978.868	15.903.081	59,37
MYANMAR	1.366.906	672.104	-50,83	382.070	156.809	-58,96
CAMBODIA	67.354	41.854	-37,86	42.299	35.780	-15,41
BRUNEI DARUSSALAM	957.692	628.610	-34,36	691.727	575.114	-16,86
VIET NAM	11.480.663	8.390.718	-26,91	3.415.725	3.022.551	-11,51
MALDIVES	302.327	432.058	42,91	342.525	483.595	41,19
INDIA	8.719.275	7.056.736	-19,07	2.907.743	2.341.443	-19,48
PAKISTAN		1	-		2	-
BANGLADESH	3		-100,00	0		-100,00
SRI LANKA	15.360		-100,00	14.000		-100,00
IRAQ	50.104.552	17.188.010	-65,70	14.001.420	6.205.151	-55,68
IRAN (ISLAMIC REPUBLIC OF)	14.135.118	28.312.727	100,30	3.499.010	8.270.358	136,36
SAUDI ARABIA	44.289.831	31.754.618	-28,30	18.039.345	14.379.311	-20,29
ISRAEL	1.259.290	158.684	-87,40	576.379	150.803	-73,84
KUWAIT	4.311.140	6.484.604	50,42	3.120.429	4.701.058	50,65
JORDAN	25.733.089	23.549.517	-8,49	14.384.528	15.666.895	8,91
LEBANON	2.893.500	5.230.559	80,77	758.688	1.770.153	133,32
YEMEN	22.839.536	6.616.306	-71,03	5.024.583	1.714.933	-65,87
OMAN	2.661.287		-100,00	567.743		-100,00
SYRIA ARAB REPUBLIC	5.089.962		-100,00	1.171.799		-100,00
TURKEY		7.032	-		40.525	-
UNITED ARAB EMIRATES	461.775	4.118.249	791,83	349.101	1.682.572	381,97
QATAR	459.927	471.398	2,49	313.265	320.656	2,36
BAHRAIN	281.121	184.281	-34,45	241.044	154.957	-35,71
CYPRUS	19.953		-100,00	19.676		-100,00
EGYPT	53.702.328	57.592.528	7,24	13.976.179	18.106.920	29,56
LIBYAN ARAB JAMAHIRIYA	446.799	769.223	72,16	333.837	622.634	86,51
MOROCCO	825.174		-100,00	724.730		-100,00
ALGERIA	2.544.122	78.839	-96,90	2.001.315	85.905	-95,71
SUDAN	132.520	3.453.471	2.506,00	31.236	813.753	2.505,19
GHANA		54.600	-		66.848	-
SOUTH AFRICA	173.794	83.187	-52,13	65.285	75.777	16,07
MAURITIUS	21.939	6.051	-72,42	26.094	9.623	-63,12
AUSTRALIA	8.420.100	11.461.520	36,12	14.718.938	19.488.652	32,41
NEW ZEALAND	37.333	178.680	378,61	55.368	273.518	394,00
NEW CALEDONIA	2.853		-100,00	6.095		-100,00
EAST TIMOR	1.044		-100,00	673		-100,00
UNITED STATES	40.452.208	77.987.353	92,79	44.661.461	104.149.242	133,20
CANADA	2.665.741	3.176.135	19,15	3.057.743	4.585.053	49,95
MEXICO	7.528.310	10.901.895	44,81	6.112.750	8.512.082	39,25
PANAMA		24.114	-		18.747	-
CHILE	19.953	19.000	-4,78	18.022	14.403	-20,08
JAMAICA	250	283	13,35	3.214	2.344	-27,08
DOMINICAN REPUBLIC	1		-100,00	1		-100,00
BARBADOS	50		-100,00	291		-100,00
FRENCH POLYNESIA	32.800		-100,00	38.591		-100,00
UNITED KINGDOM	967.917	2.510.652	159,39	1.395.004	3.983.787	185,58
NETHERLANDS	881.635	612.131	-30,57	960.358	709.263	-26,15
FRANCE	258.626	125.525	-51,46	281.684	127.484	-54,74
GERMANY, FED. REP. OF	3.833.447	3.864.768	0,82	6.524.435	7.038.568	7,88
BELGIUM	70.054	19.811	-71,72	93.986	57.727	-38,58
SWEDEN	350		-100,00	3.118		-100,00
FINLAND	41.055		-100,00	16.844		-100,00

https://www.bps.go.id

TABEL 6. PERKEMBANGAN EKSPOR INDONESIA MENURUT KOMODITI DAN NEGARA TUJUAN
JANUARI-AGUSTUS 2020 DAN 2021

KOMODITI / NEGARA TUJUAN	BERAT BERSIH (KG)		PERUB	NILAI FOB (US $)		PERUB
	JAN-AGT 2020	JAN-AGT 2021	%	JAN-AGT 2020	JAN-AGT 2021	%
(1)	(2)	(3)	(4)	(5)	(6)	(7)
IRELAND		23.113	-		19.771	-
ITALY	102.999	80.882	-21,47	92.223	79.221	-14,10
SPAIN	19		-100,00	185		-100,00
PORTUGAL		372	-		3.732	-
GREECE	52.078	134.530	158,32	48.937	136.678	179,29
POLAND	28.668	114.026	297,75	58.320	264.267	353,13
ROMANIA	198.748	61.349	-69,13	235.087	75.529	-67,87
KAZAKHSTAN		2	-		3	-
CZECH REPUBLIC		1.510	-		2.962	-
KAYU OLAHAN	**903.373.766**	**1.377.109.326**	**52,44**	**439.738.137**	**539.375.411**	**22,66**
JAPAN	351.735.675	576.721.068	63,96	50.674.987	67.617.724	33,43
HONG KONG	30.926	65.759	112,63	33.409	81.300	143,35
KOREA, REPUBLIC OF	230.471.700	234.835.434	1,89	50.352.606	53.087.073	5,43
TAIWAN	24.242.281	19.676.307	-18,83	4.339.353	3.660.265	-15,65
CHINA	124.645.649	323.373.407	159,43	111.587.557	134.688.542	20,70
THAILAND	15.703	20.015	27,46	19.050	14.245	-25,22
SINGAPORE	259.358	170.794	-34,15	297.024	219.724	-26,02
PHILIPPINES	338.881	290.698	-14,22	133.633	58.263	-56,40
MALAYSIA	1.220.328	9.661.699	691,73	1.032.618	6.944.558	572,52
CAMBODIA	40.110	64.584	61,02	30.572	59.748	95,44
BRUNEI DARUSSALAM		290	-		544	-
NEPAL	2.207.121	3.194.829	44,75	1.490.782	2.005.128	34,50
VIET NAM	4.902.348	5.002.890	2,05	3.523.250	4.076.314	15,70
MALDIVES	155.416	166.297	7,00	297.979	251.451	-15,61
INDIA	45.821.991	61.384.176	33,96	28.039.867	35.298.061	25,89
PAKISTAN	129.129	228.231	76,75	44.687	107.316	140,15
BANGLADESH	3.273	36.862	1.026,25	1.937	23.781	1.127,99
SRI LANKA	28.895	73.481	154,31	14.997	34.794	132,01
IRAQ	148.780		-100,00	178.079		-100,00
IRAN (ISLAMIC REPUBLIC OF)	20.500	17.293	-15,65	14.325	4.742	-66,89
SAUDI ARABIA	2.595.314	237.630	-90,84	1.098.010	83.601	-92,39
ISRAEL	74.300	64.060	-13,78	95.749	158.130	65,15
KUWAIT	4	27.015	675.275,00	6	3.377	61.186,39
JORDAN	149.145		-100,00	52.998		-100,00
LEBANON	161.319	12.560	-92,21	148.766	66.992	-54,97
YEMEN	80.100	23.750	-70,35	74.600	16.034	-78,51
OMAN	27.935		-100,00	18.588		-100,00
TURKEY	193.839	2.853	-98,53	174.052	5.090	-97,08
UNITED ARAB EMIRATES	311.923	240.539	-22,88	186.414	194.646	4,42
QATAR	51.073	17.832	-65,09	30.454	34.570	13,52
BAHRAIN	56.000		-100,00	18.093		-100,00
CYPRUS	309		-100,00	600		-100,00
EGYPT		6.784	-		32.659	-
LIBYAN ARAB JAMAHIRIYA	18.000	68.064	278,13	5.652	12.763	125,81
MOROCCO	5.069	2.444	-51,79	8.593	3.364	-60,85
TUNISIA	46.794	26.500	-43,37	38.102	26.750	-29,79
SOMALIA	32.952	77.761	135,98	79.474	131.682	65,69
KENYA		104.000	-		11.960	-
REUNION	41.634	410	-99,02	52.204	1.720	-96,71
NIGERIA	12.636		-100,00	7.455		-100,00
COTE D'IVOIRE		18.000	-		22.500	-
BENIN		24.579	-		10.569	-
SEYCHELLES	4.179	28.778	588,63	7.037	44.703	535,29
NIGER		2.226	-		14.240	-
SOUTH AFRICA	2.805.199	3.693.003	31,65	3.575.803	4.713.562	31,82
MAURITIUS	60.448	17.229	-71,50	92.282	39.251	-57,47
AUSTRALIA	46.081.318	48.967.887	6,26	77.395.796	79.331.965	2,50
NEW ZEALAND	7.678.517	13.462.542	75,33	14.192.673	23.916.865	68,52
NEW CALEDONIA	470.702	323.321	-31,31	830.053	603.734	-27,27
FIJI		14.909	-		10.410	-
EAST TIMOR	810	10	-98,77	10.491	10	-99,90
UNITED STATES	11.122.410	22.031.114	98,08	21.403.273	37.016.432	72,95
CANADA	523.150	808.332	54,51	906.630	1.468.678	61,99
MEXICO	246.608	41.427	-83,20	377.618	66.442	-82,41
PANAMA	2.816	9.055	221,56	5.952	26.798	350,24
CHILE	51		-100,00	658		-100,00
COLOMBIA	6.000	1.950	-67,50	11.391	2.036	-82,13
JAMAICA	5		-100,00	3		-100,00
PUERTO RICO	8.188	34.426	320,44	15.286	94.330	517,11
COSTA RICA		3.707	-		3.452	-
ARUBA		22.411	-		20.558	-
FRENCH GUIANA		8.925	-		12.700	-
FRENCH POLYNESIA	508.109	335.796	-33,91	883.272	660.013	-25,28
MARTINIQUE	26.284		-100,00	37.891		-100,00
NETHERLANDS ANTILLES		14.083	-		9.941	-
TURKS AND CAICOS ISLANDS	7.070		-100,00	66.126		-100,00
GUADELOUPE	4.234	15.961	276,96	14.955	20.951	40,09
UNITED KINGDOM	2.213.514	2.575.507	16,35	3.909.732	4.606.647	17,83
NETHERLANDS	17.287.367	21.692.316	25,48	28.482.099	37.142.435	30,41
FRANCE	1.071.771	1.467.843	36,95	2.213.288	2.421.091	9,39
GERMANY, FED. REP. OF	15.791.892	18.525.341	17,31	19.429.915	25.145.533	29,42
AUSTRIA		11	-		96	-
BELGIUM	3.796.830	3.103.772	-18,25	5.436.474	4.881.420	-10,21
SWITZERLAND	18.000	17.542	-2,54	14.400	21.663	50,44
MONACO	50		-100,00	0		-100,00
DENMARK	864.039	964.832	11,67	1.259.982	1.463.837	16,18
NORWAY		3.830	-		12.051	-

https://www.bpsbo.id

TABEL 6. PERKEMBANGAN EKSPOR INDONESIA MENURUT KOMODITI DAN NEGARA TUJUAN
JANUARI-AGUSTUS 2020 DAN 2021

KOMODITI / NEGARA TUJUAN	BERAT BERSIH (KG)		PERUB	NILAI FOB (US $)		PERUB
	JAN-AGT 2020	JAN-AGT 2021	%	JAN-AGT 2020	JAN-AGT 2021	%
(1)	(2)	(3)	(4)	(5)	(6)	(7)
SWEDEN	364.857	377.169	3,37	530.337	543.337	2,45
FINLAND	24.038		-100,00	35.709		-100,00
IRELAND	131.096	165.641	26,35	206.065	276.026	33,95
ITALY	371.714	567.961	52,80	1.215.537	2.103.953	73,09
SPAIN	80.887	35.910	-55,60	119.365	174.995	46,60
PORTUGAL	19.358	8.235	-57,46	3.828	24.898	550,43
ICELAND	17.491		-100,00	20.795		-100,00
GREECE	63.740	52.467	-17,68	76.307	71.200	-6,69
HUNGARY		2.504	-		8.178	-
POLAND	798.454	769.033	-3,68	1.098.954	923.043	-16,01
ROMANIA	16.600	99.900	501,81	41.444	268.112	546,92
BULGARIA		15.700	-		8.661	-
ALBANIA	13.364	4.414	-66,97	19.903	10.701	-46,23
ARMENIA	3.820	70.830	1.754,19	11.051	149.667	1.254,34
UKRAINE	79.433	157.777	98,63	161.638	284.226	75,84
LATVIA		20.005	-		71.505	-
ESTONIA	23.835	18.700	-21,54	35.753	25.538	-28,57
GEORGIA	39.037	21.011	-46,18	38.872	50.435	29,75
CROATIA	12.098	53.689	343,79	16.764	185.664	1.007,52
SLOVAKIA	790		-100,00	1.499		-100,00
SLOVENIA	102.690		-100,00	113.291		-100,00
CZECH REPUBLIC	104.843	327.960	212,81	276.817	601.066	117,13
RUSSIA FEDERATION	229.651	213.436	-7,06	944.612	772.380	-18,23
BARANG BANGUNAN DARI KAYU	**127.981.026**	**162.660.370**	**27,10**	**254.904.277**	**334.493.325**	**31,22**
JAPAN	21.400.284	19.060.689	-10,93	40.806.848	36.564.300	-10,40
HONG KONG	326.290	301.828	-7,50	947.990	938.421	-1,01
KOREA, REPUBLIC OF	2.460.698	4.118.617	67,38	3.885.831	5.991.436	54,19
TAIWAN	671.676	510.185	-24,04	989.051	748.193	-24,35
CHINA	3.991.036	6.731.890	68,68	6.247.346	13.287.178	112,69
MONGOLIA		4.386	-		12.712	-
MACAU	127		-100,00	304		-100,00
PAPUA NEW GUINEA	325		-100,00	1.551		-100,00
THAILAND	641.899	862.668	34,39	789.170	1.369.988	73,60
SINGAPORE	285.264	702.696	146,33	403.285	944.171	134,12
PHILIPPINES	604.459	490.964	-18,78	972.980	891.286	-8,40
MALAYSIA	648.959	1.211.585	86,70	738.800	1.481.264	100,50
MYANMAR	7	77.469	1.106.600,00	10	201.017	2.010.074,60
CAMBODIA	27.200	41.600	52,94	25.663	24.000	-6,48
BRUNEI DARUSSALAM	35.813	54.601	52,46	62.804	85.207	35,67
NEPAL	143.006	508.123	255,32	98.211	330.891	236,92
VIET NAM	6.114	59.229	868,80	81.535	134.033	64,39
MALDIVES	177.356	159.062	-10,31	355.459	372.700	4,85
INDIA	3.331.936	3.451.862	3,60	2.607.892	3.025.788	16,02
PAKISTAN	30.843	13.685	-55,63	36.544	33.094	-9,44
BANGLADESH	160.704	203.293	26,50	108.629	138.196	27,22
SRI LANKA	14.353	97.554	579,67	5.589	350.587	6.172,93
IRAQ	886.103	19.222	-97,83	1.323.793	42.069	-96,82
IRAN (ISLAMIC REPUBLIC OF)	76.250	63.791	-16,34	170.643	109.208	-36,00
SAUDI ARABIA	758	13.152	1.635,45	6.048	52.846	773,76
ISRAEL	546	10.707	1.860,14	778	18.632	2.296,44
KUWAIT		4	-		2	-
LEBANON		9.473	-		30.815	-
OMAN	111.499	24.056	-78,42	232.122	48.921	-78,92
TURKEY	4.234	250	-94,10	9.636	1.173	-87,83
UNITED ARAB EMIRATES	124.803	80.189	-35,75	238.011	138.619	-41,76
QATAR	100	15.641	15.540,81	250	16.732	6.592,80
BAHRAIN	9	2.010	21.285,11	9	5.540	60.778,02
CYPRUS	440	16	-96,38	2.287	216	-90,57
EGYPT	44.947		-100,00	84.004		-100,00
MOROCCO	3.973	134	-96,63	14.715	475	-96,77
TUNISIA		4	-		3	-
ETHIOPIA	20.822	73.467	252,83	65.338	131.961	101,97
TANZANIA, UNITED REP. OF		180	-		1.480	-
SOMALIA	859.630	1.007.773	17,23	1.749.165	2.132.249	21,90
KENYA	328		-100,00	3.120		-100,00
REUNION	78.101	144.131	84,54	181.055	335.036	85,05
BOTSWANA	125.000	75.000	-40,00	127.899	79.402	-37,92
TOGO	24.000		-100,00	38.142		-100,00
GHANA	4		-100,00	3		-100,00
NIGERIA	6	6	-4,84	6	6	16,91
BENIN	8.214		-100,00	61.724		-100,00
GAMBIA		1.792	-		9.108	-
SEYCHELLES	26.063	30.285	16,20	46.893	94.371	101,25
UGANDA		8	-		6	-
NIGER		20.343	-		537.828	-
DJIBOUTI	98.614	60.747	-38,40	119.079	138.980	16,71
SOUTH AFRICA	6.326.029	8.116.809	28,31	7.030.814	9.082.127	29,18
COMOROS	26.000	26.200	0,77	44.480	40.770	-8,34
MAURITIUS	18.802	9.630	-48,78	41.463	48.105	16,02
RWANDA		5	-		4	-
AUSTRALIA	6.312.668	7.290.164	15,48	12.143.907	17.485.619	43,99
NEW ZEALAND	38.797	219.269	465,17	115.237	666.628	478,49
GUAM	11.317	19.038	68,23	15.556	32.341	107,90
NEW CALEDONIA	35.722	37.678	5,48	47.587	67.387	41,61
NORTHERN MARIANA ISLANDS	9.592	23.853	148,68	16.227	36.021	121,98
SAINT VINCENT AND THE GRENADINES	2.200		-100,00	2.024		-100,00
VANUATU	121		-100,00	292		-100,00

https://www.bps.go.id

TABEL 6. PERKEMBANGAN EKSPOR INDONESIA MENURUT KOMODITI DAN NEGARA TUJUAN
JANUARI-AGUSTUS 2020 DAN 2021

KOMODITI / NEGARA TUJUAN	BERAT BERSIH (KG)		PERUB	NILAI FOB (US $)		PERUB
	JAN-AGT 2020	JAN-AGT 2021	%	JAN-AGT 2020	JAN-AGT 2021	%
(1)	(2)	(3)	(4)	(5)	(6)	(7)
WALLIS AND FUTUNA ISLANDS	100		-100,00	199		-100,00
EAST TIMOR	56.716	60.536	6,74	20.892	24.502	17,28
UNITED STATES	17.284.427	26.603.549	53,92	45.831.672	70.273.374	53,33
CANADA	779.943	2.325.155	198,12	1.816.287	5.152.494	183,68
MEXICO	69.838	242.597	247,37	193.693	560.993	189,63
PANAMA	4.007	5.480	36,76	24.864	14.934	-39,94
CHILE	21.662	13.368	-38,29	53.772	28.620	-46,78
ARGENTINA	31.753	68.507	115,75	65.837	149.215	126,64
BRAZIL	4.815	30	-99,38	1.850	53	-97,11
COLOMBIA		9.090	-		4.071	-
BAHAMAS		4.608	-		49.440	-
JAMAICA	54.495	57.139	4,85	443.932	547.878	23,41
PUERTO RICO	9.367	21.562	130,19	16.085	42.900	166,71
DOMINICAN REPUBLIC	82.258	105	-99,87	200.028	450	-99,78
COSTA RICA	6.605	36.961	459,59	5.278	49.060	829,52
BARBADOS	71.553	25.527	-64,32	507.898	140.618	-72,31
ANTIGUA AND BARBUDA	48.875	61.638	26,11	330.855	482.537	45,85
ARUBA		3.234	-		5.905	-
CAYMAN ISLANDS		150	-		231	-
DOMINICA		3.946	-		9.755	-
FRENCH POLYNESIA	50.693	98.307	93,93	82.927	244.974	195,41
GRENADA	108		-100,00	4.175		-100,00
MARTINIQUE	3.296	5.385	63,38	6.980	14.213	103,62
NETHERLANDS ANTILLES	20.160	18.158	-9,93	154.964	88.794	-42,70
TURKS AND CAICOS ISLANDS	13.093	9.526	-27,24	118.219	108.854	-7,92
GUADELOUPE	81.213	102.800	26,58	439.319	626.883	42,69
VIRGIN ISLANDS (BRITISH)	820	2.051	150,12	13.070	6.373	-51,24
U.S. VIRGIN ISLANDS		1.810	-		13.185	-
UNITED KINGDOM	23.515.190	36.046.765	53,29	48.585.415	74.990.721	54,35
NETHERLANDS	19.434.250	23.683.975	21,87	41.681.144	48.343.539	15,98
FRANCE	3.793.238	5.151.566	35,81	7.291.805	10.346.488	41,89
GERMANY, FED. REP. OF	6.064.938	4.994.027	-17,66	10.157.682	8.071.663	-20,54
AUSTRIA	578	108.524	18.677,39	11.674	228.419	1.856,67
BELGIUM	2.111.393	2.253.837	6,75	3.025.247	3.166.190	4,66
SWITZERLAND	102	88	-13,82	2.283	1.289	-43,52
LUXEMBOURG	2		-100,00	6		-100,00
MONACO	17		-100,00	0		-100,00
DENMARK	365.206	177.933	-51,28	829.843	462.177	-44,31
NORWAY	11.582	44.565	284,76	31.374	118.448	277,53
SWEDEN	121.502	155.085	27,64	1.596.560	2.184.653	36,84
IRELAND	1.230.203	1.705.065	38,60	2.324.928	3.433.296	47,67
ITALY	875.877	825.144	-5,79	2.872.127	2.162.639	-24,70
SPAIN	221.486	374.796	69,22	695.420	1.255.260	80,50
PORTUGAL	2.286	2.266	-0,88	22.996	9.806	-57,36
GREECE	279.733	53.364	-80,92	486.781	100.574	-79,34
POLAND	681.799	1.000.108	46,69	1.297.620	2.082.517	60,49
ROMANIA	44.315	25.903	-41,55	65.696	76.105	15,84
BULGARIA	4.852	950	-80,42	12.595	845	-93,29
ARMENIA	14.760	11.150	-24,46	37.855	62.335	64,67
AZERBAIJAN		21.864	-		51.761	-
KAZAKHSTAN		760	-		3.121	-
UKRAINE	20.055	29.317	46,18	55.747	69.765	25,14
LITHUANIA	51		-100,00	252		-100,00
LATVIA	1		-100,00	1		-100,00
ESTONIA	34.857		-100,00	76.743		-100,00
GEORGIA	116.766	41.991	-64,04	107.840	29.296	-72,83
MALTA	198		-100,00	1.221		-100,00
SLOVAKIA		22.315	-		71.304	-
SLOVENIA	37.537	1.629	-95,66	62.873	11.362	-81,93
CZECH REPUBLIC	38.913	5.623	-85,55	69.728	24.971	-64,19
RUSSIA FEDERATION	29.503	83.529	183,12	70.231	185.334	163,89
KERAJINAN UKIRAN DARI KAYU BUKAN MEBELLER	**17.677.043**	**19.400.057**	**9,75**	**58.543.902**	**70.845.327**	**21,01**
JAPAN	1.346.420	1.374.960	2,12	5.451.408	7.506.520	37,70
HONG KONG	7.068	3.929	-44,41	101.309	45.520	-55,07
KOREA, REPUBLIC OF	1.227.460	1.101.784	-10,24	2.400.792	2.097.293	-12,64
TAIWAN	350.190	344.887	-1,51	431.310	400.171	-7,22
CHINA	179.453	94.442	-47,37	352.161	273.648	-22,29
PAPUA NEW GUINEA	119	204	71,01	1.107	1.298	17,23
THAILAND	20.263	14.328	-29,29	51.083	26.943	-47,26
SINGAPORE	70.085	100.676	43,65	595.075	1.610.758	170,68
PHILIPPINES	74.536	12.847	-82,76	292.659	29.390	-89,96
MALAYSIA	76.817	107.526	39,98	158.255	368.016	132,55
CAMBODIA	1.148	5.886	412,70	3.870	15.726	306,36
BRUNEI DARUSSALAM	1.979	1.264	-36,13	2.429	22.473	825,16
VIET NAM	9.391	95.478	916,71	54.561	169.568	210,79
MALDIVES	47.077	18.552	-60,59	302.347	213.018	-29,55
INDIA	49.191	48.736	-0,92	174.206	171.276	-1,68
PAKISTAN	45.240	32.970	-27,12	45.505	29.841	-34,42
BANGLADESH	66	70	6,12	1.518	75	-95,06
SRI LANKA	9.090	1.021	-88,77	11.900	1.700	-85,71
IRAQ	1.554	4.729	204,37	3.954	13.846	250,18
IRAN (ISLAMIC REPUBLIC OF)	9.997	455	-95,45	224.532	481	-99,79
SAUDI ARABIA	163.385	112.792	-30,97	318.452	270.700	-14,99
ISRAEL	59.851	59.819	-0,05	181.628	186.117	2,47
KUWAIT	8.403	14.622	74,00	36.007	79.134	119,78
JORDAN	23.404		-100,00	59.982		-100,00

https://www.bps.go.id

TABEL 6. PERKEMBANGAN EKSPOR INDONESIA MENURUT KOMODITI DAN NEGARA TUJUAN
JANUARI-AGUSTUS 2020 DAN 2021

KOMODITI / NEGARA TUJUAN	BERAT BERSIH (KG)		PERUB	NILAI FOB (US $)		PERUB
	JAN-AGT 2020	JAN-AGT 2021	%	JAN-AGT 2020	JAN-AGT 2021	%
(1)	(2)	(3)	(4)	(5)	(6)	(7)
LEBANON	656	175	-73,32	2.745	451	-83,56
YEMEN	24		-100,00	200		-100,00
OMAN	4.579	2.558	-44,13	12.010	13.211	10,01
TURKEY	69.963	76.066	8,72	144.334	237.195	64,34
UNITED ARAB EMIRATES	180.592	61.413	-65,99	203.214	185.190	-8,87
QATAR	50.310	82.417	63,82	216.072	405.182	87,52
BAHRAIN	286	2.162	656,09	2.952	14.822	402,10
CYPRUS	7.398	1.303	-82,39	13.169	12.812	-2,71
EGYPT	12.385	8.158	-34,13	48.302	23.026	-52,33
LIBYAN ARAB JAMAHIRIYA	1.154		-100,00	3.166		-100,00
MOROCCO	4.387	1.384	-68,45	18.546	3.381	-81,77
TUNISIA	7.928		-100,00	16.165		-100,00
ALGERIA		1.769	-		3.819	-
NAMIBIA		30	-		1.572	-
TANZANIA, UNITED REP. OF	8.798	4.666	-46,97	49.449	22.570	-54,36
MADAGASCAR	769		-100,00	2.222		-100,00
KENYA	48.842	432	-99,12	37.856	1.251	-96,70
REUNION	31.596	20.327	-35,66	107.540	90.220	-16,11
MOZAMBIQUE	37		-100,00	265		-100,00
TOGO	148		-100,00	969		-100,00
NIGERIA	167		-100,00	1.598		-100,00
GABON	1.193	367	-69,24	1.619	416	-74,31
COTE D'IVOIRE		723	-		4.426	-
SENEGAL	176	777	341,48	2.686	521	-80,59
GAMBIA		2.955	-		11.435	-
SEYCHELLES	2.972	1.137	-61,73	21.807	7.027	-67,78
SOUTH AFRICA	27.776	58.989	112,38	111.270	200.172	79,90
MAURITIUS	24.366	19.903	-18,32	69.547	60.758	-12,64
MAYOTTE	1.167	1.523	30,51	4.592	4.027	-12,31
AUSTRALIA	570.920	896.076	56,95	1.768.945	2.995.557	69,34
NEW ZEALAND	53.980	65.504	21,35	227.757	336.591	47,78
GUAM	1.221	1.492	22,14	13.667	11.900	-12,93
PALAU	103		-100,00	1.029		-100,00
NEW CALEDONIA	26.077	19.204	-26,36	63.613	45.397	-28,64
NORTHERN MARIANA ISLANDS	1.850	1.825	-1,35	3.911	3.924	0,33
VANUATU	7.505	445	-94,07	11.982	2.393	-80,03
WALLIS AND FUTUNA ISLANDS	750	242	-67,73	1.806	1.270	-29,70
AMERICAN SAMOA	120	120	0,00	260	265	2,10
COOK ISLANDS	1.641		-100,00	8.616		-100,00
FIJI	17.980	3.984	-77,84	71.185	14.375	-79,81
MARSHALL ISLANDS	3.740		-100,00	11.789		-100,00
SAMOA	65		-100,00	235		-100,00
EAST TIMOR	4.183	6.522	55,89	1.890	8.120	329,74
UNITED STATES	6.628.561	8.866.760	33,77	24.023.854	33.938.243	41,27
CANADA	161.147	179.415	11,34	669.356	725.766	8,43
MEXICO	25.162	31.517	25,26	112.269	108.335	-3,50
GUATEMALA	2.016	2.738	35,82	11.978	21.817	82,14
HONDURAS	296	1.987	571,74	4.988	2.803	-43,80
PANAMA	898	2.655	195,66	15.600	4.938	-68,34
CURACAO	950	1.138	19,79	812	2.345	188,82
SURINAME	1.260	683	-45,83	3.402	4.041	18,79
CHILE	59.254	115.013	94,10	213.939	326.379	52,56
VENEZUELA	3		-100,00	141		-100,00
ARGENTINA	7.987	27.245	241,11	15.655	123.490	688,84
BRAZIL	54.239	51.909	-4,30	195.352	150.728	-22,84
COLOMBIA	17.859	13.107	-26,61	57.141	41.522	-27,33
URUGUAY	2.694	18.095	571,64	12.050	25.477	111,43
PARAGUAY		3.969	-		10.842	-
ECUADOR	1.236	3.119	152,41	5.785	13.567	134,53
PERU	5.504	2.027	-63,18	12.615	16.640	31,91
BAHAMAS	9.886	1.365	-86,20	87.407	2.604	-97,02
JAMAICA	9.029	810	-91,02	34.683	4.097	-88,19
PUERTO RICO	4.753	131	-97,24	29.826	985	-96,70
BELIZE		222	-		837	-
DOMINICAN REPUBLIC	15.712	19.447	23,77	62.723	74.976	19,54
EL SALVADOR	2.589		-100,00	17.701		-100,00
COSTA RICA	17.066	17.853	4,61	62.818	89.961	43,21
HAITI		725	-		4.289	-
BARBADOS	414	2.088	404,23	885	4.219	377,01
ANTIGUA AND BARBUDA		1.333	-		1.257	-
ANGUILLA	60		-100,00	325		-100,00
ARUBA	2.389	8.003	235,06	6.073	3.753	-38,20
BERMUDA	1.243		-100,00	11.470		-100,00
CAYMAN ISLANDS	645	962	49,15	5.224	5.033	-3,66
DOMINICA	107		-100,00	1.304		-100,00
FRENCH GUIANA	785	847	7,90	13.863	4.912	-64,57
FRENCH POLYNESIA	10.490	9.163	-12,65	49.939	35.184	-29,55
MARTINIQUE	12.976	21.314	64,26	23.042	34.405	49,31
NETHERLANDS ANTILLES	11.737	9.637	-17,89	23.862	76.081	218,84
SAINT LUCIA	1.400		-100,00	17.708		-100,00
TURKS AND CAICOS ISLANDS	816	937	14,85	9.513	2.485	-73,88
GUADELOUPE	29.301	23.862	-18,56	121.431	92.078	-24,17
VIRGIN ISLANDS (BRITISH)	643	7.019	991,60	17.669	84.981	380,96
U.S. VIRGIN ISLANDS		1.100	-		4.042	-
UNITED KINGDOM	604.652	698.624	15,54	2.522.086	2.878.241	14,12
NETHERLANDS	1.697.918	1.543.756	-9,08	3.810.909	3.681.223	-3,40
FRANCE	808.346	833.193	3,07	3.183.152	2.764.799	-13,14
GERMANY, FED. REP. OF	686.246	716.071	4,35	2.297.708	2.616.694	13,88

https://www.bps.go.id

TABEL 6. PERKEMBANGAN EKSPOR INDONESIA MENURUT KOMODITI DAN NEGARA TUJUAN
JANUARI-AGUSTUS 2020 DAN 2021

KOMODITI / NEGARA TUJUAN	BERAT BERSIH (KG)		PERUB	NILAI FOB (US $)		PERUB
	JAN-AGT 2020	JAN-AGT 2021	%	JAN-AGT 2020	JAN-AGT 2021	%
(1)	(2)	(3)	(4)	(5)	(6)	(7)
AUSTRIA	15.629	15.979	2,24	167.259	54.049	-67,69
BELGIUM	411.292	345.407	-16,02	1.009.760	1.060.707	5,05
SWITZERLAND	29.087	18.992	-34,71	109.527	72.394	-33,90
LUXEMBOURG	424	2	-99,65	974	20	-97,95
MONACO		12	-		2	-
DENMARK	64.825	43.080	-33,54	268.999	214.265	-20,35
NORWAY	5.188	6.323	21,86	15.692	50.050	218,95
SWEDEN	81.427	72.571	-10,88	260.040	188.059	-27,68
FINLAND	4.486	5.187	15,64	18.574	19.957	7,45
IRELAND	4.448	4.708	5,85	2.089	17.760	750,30
ITALY	230.116	124.867	-45,74	910.372	516.925	-43,22
SPAIN	449.093	344.423	-23,31	1.895.824	1.359.150	-28,31
PORTUGAL	29.305	25.133	-14,23	119.928	68.978	-42,48
ICELAND	833	424	-49,10	869	939	8,15
GREECE	93.819	57.718	-38,48	424.422	245.767	-42,09
HUNGARY	4.303	10.208	137,23	20.529	29.251	42,48
POLAND	44.904	41.793	-6,93	148.527	106.240	-28,47
ROMANIA	177.041	36.851	-79,18	159.862	57.443	-64,07
BULGARIA	18.792	13.906	-26,00	52.302	51.556	-1,42
ALBANIA	4.307	6.666	54,75	8.616	37.284	332,75
KAZAKHSTAN		260	-		1.424	-
KYRGYZSTAN		5	-		42	-
UKRAINE	5.149	3.255	-36,79	9.282	20.123	116,79
LITHUANIA	7.915	2.492	-68,51	22.206	13.530	-39,07
LATVIA	24.071	11.248	-53,27	95.873	68.203	-28,86
ESTONIA	3.462		-100,00	10.964		-100,00
GEORGIA		18	-		488	-
CROATIA	22.339	1.397	-93,75	81.052	7.761	-90,43
MALTA	4.259	3.721	-12,62	18.717	17.818	-4,80
SLOVAKIA	450		-100,00	1.811		-100,00
SLOVENIA	10.612	8.826	-16,83	72.048	24.727	-65,68
CZECH REPUBLIC	17.325	12.757	-26,36	64.409	38.696	-39,92
RUSSIA FEDERATION	50.903	44.646	-12,29	259.391	253.556	-2,25
SERBIA	2.236		-100,00	11.048		-100,00
MONTENEGRO	753	726	-3,55	1.653	7.306	342,02
BARANG ANYAMAN DARI ROTAN DAN BAMBU	**10.894.171**	**12.026.973**	**10,40**	**44.639.819**	**54.137.799**	**21,28**
JAPAN	170.246	158.990	-6,61	1.380.492	1.472.279	6,65
HONG KONG	3.255	1.523	-53,22	54.299	20.777	-61,74
KOREA, REPUBLIC OF	780.452	730.173	-6,44	1.976.958	1.767.563	-10,59
TAIWAN	38.192	20.412	-46,55	34.542	37.454	8,43
CHINA	245.828	181.318	-26,24	587.824	412.047	-29,90
PAPUA NEW GUINEA	209	10	-95,22	1.075	147	-86,32
THAILAND	7.180	5.663	-21,14	36.058	13.599	-62,29
SINGAPORE	32.166	44.227	37,50	750.948	613.692	-18,28
PHILIPPINES	8.797	15.596	77,29	23.906	46.465	94,37
MALAYSIA	49.002	118.956	142,76	106.834	475.965	345,52
BRUNEI DARUSSALAM	1.578	336	-78,70	10.685	9.784	-8,43
VIET NAM	537	393	-26,90	6.520	3.983	-38,92
MALDIVES	17.504	54.220	209,77	45.314	101.863	124,79
INDIA	12.745	21.130	65,78	33.724	92.817	175,23
PAKISTAN	10	5.818	58.080,00	14	2.582	17.968,58
BANGLADESH	140	307	119,29	770	778	1,08
SRI LANKA	1.008		-100,00	3.686		-100,00
IRAQ		1.190	-		2.888	-
IRAN (ISLAMIC REPUBLIC OF)	2.847		-100,00	107.261		-100,00
SAUDI ARABIA	9.837	19.479	98,02	43.167	91.703	112,44
ISRAEL	31.458	34.242	8,85	178.629	199.509	11,69
KUWAIT	3.414	640	-81,26	3.262	7.797	139,04
JORDAN	2.083	59	-97,17	16.817	756	-95,51
LEBANON	35	819	2.240,00	272	1.282	370,48
OMAN	3.793	294	-92,25	3.498	917	-73,79
TURKEY	43.227	33.501	-22,50	283.526	228.109	-19,55
UNITED ARAB EMIRATES	110.044	136.463	24,01	580.703	883.432	52,13
QATAR	132	21.194	15.955,98	2.825	32.858	1.063,10
BAHRAIN	1.963	1.826	-6,98	16.631	15.372	-7,57
CYPRUS	733	105	-85,67	6.873	1.389	-79,79
EGYPT	1.875	4.702	150,77	3.637	79.171	2.076,78
LIBYAN ARAB JAMAHIRIYA	2.210		-100,00	3.290		-100,00
MOROCCO	1.397	847	-39,37	6.568	7.825	19,14
TUNISIA	2.071		-100,00	17.773		-100,00
ALGERIA		50	-		459	-
SUDAN	35		-100,00	59		-100,00
NAMIBIA		286	-		899	-
TANZANIA, UNITED REP. OF	6.991	2.824	-59,61	15.392	20.607	33,88
MADAGASCAR	1.248		-100,00	8.774		-100,00
KENYA	510	287	-43,69	2.688	3.141	16,85
REUNION	18.580	18.922	1,84	40.376	109.646	171,56
MOZAMBIQUE	40		-100,00	135		-100,00
NIGERIA	35		-100,00	500		-100,00
GABON		55	-		467	-
SENEGAL		129	-		885	-
GAMBIA		539	-		1.877	-
SEYCHELLES	2.757	1.020	-62,98	16.145	9.809	-39,25
SOUTH AFRICA	65.710	94.258	43,44	235.148	371.467	57,97
MAURITIUS	18.678	4.890	-73,82	68.460	17.476	-74,47
MAYOTTE		45	-		46	-

https://www.bps.go.id

TABEL 6. PERKEMBANGAN EKSPOR INDONESIA MENURUT KOMODITI DAN NEGARA TUJUAN
JANUARI-AGUSTUS 2020 DAN 2021

KOMODITI / NEGARA TUJUAN	BERAT BERSIH (KG)		PERUB	NILAI FOB (US $)		PERUB
	JAN-AGT 2020	JAN-AGT 2021	%	JAN-AGT 2020	JAN-AGT 2021	%
(1)	(2)	(3)	(4)	(5)	(6)	(7)
AUSTRALIA	828.521	1.116.518	34,76	1.936.718	2.973.557	53,54
NEW ZEALAND	49.097	70.520	43,64	229.630	396.765	72,78
GUAM	515	85	-83,59	2.952	251	-91,48
NEW CALEDONIA	17.852	30.147	68,87	44.060	66.759	51,52
NORTHERN MARIANA ISLANDS	575	250	-56,52	1.993	632	-68,27
VANUATU	1.530	185	-87,91	1.470	1.507	2,50
COOK ISLANDS	5.747		-100,00	20.030		-100,00
FIJI	996	143	-85,64	9.332	1.434	-84,63
KIRIBATI		28	-		180	-
MARSHALL ISLANDS	57		-100,00	411		-100,00
SAMOA	350		-100,00	4.386		-100,00
EAST TIMOR		2.461	-		14.728	-
UNITED STATES	1.064.658	1.378.030	29,43	7.522.214	11.565.028	53,75
CANADA	101.330	112.894	11,41	505.248	563.082	11,45
MEXICO	11.743	24.747	110,74	85.908	205.725	139,47
GUATEMALA	220	694	215,35	2.458	16.970	590,53
PANAMA	409	1.430	249,98	10.369	10.761	3,77
CURACAO	250	833	233,36	2.070	7.386	256,90
SURINAME		62	-		1.035	-
CHILE	9.885	11.953	20,92	47.540	100.328	111,04
ARGENTINA	12.869	20.781	61,48	76.034	138.789	82,54
BRAZIL	16.043	33.965	111,71	46.929	110.514	135,49
COLOMBIA	9.883	1.624	-83,56	22.415	14.454	-35,52
URUGUAY	2.252	7.329	225,41	18.551	44.308	138,84
PARAGUAY		648	-		6.884	-
ECUADOR	475	1.414	197,64	6.608	13.370	102,33
PERU	464	3.128	574,63	3.337	18.028	440,18
BAHAMAS	1.066	5.505	416,42	4.604	41.191	794,69
JAMAICA	1.094	544	-50,33	3.708	2.091	-43,62
PUERTO RICO	814	7.106	772,97	3.483	23.481	574,16
BELIZE		18	-		108	-
DOMINICAN REPUBLIC	1.052	5.749	446,42	6.978	23.267	233,42
EL SALVADOR	28		-100,00	343		-100,00
COSTA RICA	5.253	10.771	105,02	17.610	40.448	129,69
HAITI		57	-		936	-
BARBADOS	650	92	-85,81	7.817	111	-98,58
ARUBA	9.027	6.863	-23,97	2.302	2.030	-11,82
CAYMAN ISLANDS	5	60	1.100,00	55	108	95,80
DOMINICA	2.024		-100,00	6.910		-100,00
FRENCH GUIANA	192	437	127,34	250	1.188	375,06
FRENCH POLYNESIA	34.759	8.405	-75,82	41.456	32.224	-22,27
MARTINIQUE	2.150	2.848	32,47	2.302	8.075	250,82
NETHERLANDS ANTILLES	6.010	1.529	-74,56	11.913	4.934	-58,58
SAINT LUCIA	50		-100,00	1.405		-100,00
TURKS AND CAICOS ISLANDS		767	-		997	-
GUADELOUPE	9.348	6.537	-30,07	32.512	35.397	8,87
MONTSERRAT		71	-		1.094	-
VIRGIN ISLANDS (BRITISH)		1.630	-		6.748	-
UNITED KINGDOM	662.063	670.942	1,34	2.814.185	2.949.259	4,80
NETHERLANDS	3.348.164	3.223.664	-3,72	11.390.247	11.934.322	4,78
FRANCE	329.065	426.982	29,76	1.236.236	1.278.097	3,39
GERMANY, FED. REP. OF	879.763	852.159	-3,14	3.190.066	3.596.692	12,75
AUSTRIA	5.905	45.940	678,01	39.226	185.939	374,02
BELGIUM	352.998	395.212	11,96	1.355.358	1.672.745	23,42
SWITZERLAND	3.280	8.494	158,94	24.970	58.777	135,39
LUXEMBOURG	40		-100,00	546		-100,00
DENMARK	334.076	545.308	63,23	1.585.647	1.996.274	25,90
NORWAY	15.887	31.125	95,91	78.085	194.122	148,60
SWEDEN	193.203	190.484	-1,41	1.166.571	1.221.433	4,70
FINLAND	14.019	17.043	21,57	80.921	75.862	-6,25
IRELAND	17.614	51.482	192,27	52.196	203.443	289,77
ITALY	258.970	307.482	18,73	1.150.718	1.416.448	23,09
SPAIN	287.820	304.105	5,66	1.591.578	1.788.368	12,36
PORTUGAL	8.542	7.692	-9,94	65.292	34.713	-46,83
ICELAND	150	603	302,07	93	2.700	2.807,89
GREECE	66.490	43.516	-34,55	317.031	272.131	-14,16
HUNGARY	1.464	3.801	159,63	5.833	23.421	301,51
POLAND	113.469	179.674	58,35	609.492	1.014.421	66,44
ROMANIA	698	3.138	349,58	4.842	9.979	106,10
BULGARIA	12.597	8.035	-36,21	39.791	40.143	0,88
ALBANIA	2.199	2.233	1,56	17.031	27.388	60,81
KAZAKHSTAN		260	-		375	-
KYRGYZSTAN		139	-		23.568	-
UKRAINE	31	1.670	5.287,10	599	10.754	1.696,04
LITHUANIA	4.019	2.373	-40,95	15.053	9.544	-36,60
LATVIA	29.639	20.205	-31,83	123.807	134.952	9,00
ESTONIA	2.636		-100,00	7.339		-100,00
GEORGIA		35	-		1.021	-
CROATIA	3.489	830	-76,20	14.356	5.997	-58,23
MALTA	552	326	-40,98	3.125	1.438	-53,96
SLOVAKIA	53		-100,00	117		-100,00
SLOVENIA	3.667	16.561	351,68	13.285	13.472	1,41
CZECH REPUBLIC	6.926	2.298	-66,83	21.044	22.306	6,00
RUSSIA FEDERATION	21.047	46.484	120,86	147.327	259.084	75,86
SERBIA	1.654		-100,00	15.220		-100,00
MONTENEGRO	2.191	83	-96,22	2.222	128	-94,24
KAYU GERGAJIAN	**52.050.787**	**37.450.130**	**-28,05**	**43.138.202**	**31.203.373**	**-27,67**

https://www.bps.go.id

TABEL 6. PERKEMBANGAN EKSPOR INDONESIA MENURUT KOMODITI DAN NEGARA TUJUAN
JANUARI-AGUSTUS 2020 DAN 2021

KOMODITI / NEGARA TUJUAN	BERAT BERSIH (KG)		PERUB	NILAI FOB (US $)		PERUB
	JAN-AGT 2020	JAN-AGT 2021	%	JAN-AGT 2020	JAN-AGT 2021	%
(1)	(2)	(3)	(4)	(5)	(6)	(7)
JAPAN	5.460.791	5.116.432	-6,31	7.995.763	7.792.053	-2,55
HONG KONG	74.245	93.410	25,81	44.488	56.096	26,09
KOREA, REPUBLIC OF	932.887	540.364	-42,08	800.688	507.249	-36,65
TAIWAN	109.495	143.423	30,99	100.635	157.192	56,20
CHINA	36.175.119	20.744.397	-42,66	24.217.847	12.305.444	-49,19
THAILAND	928	20.008	2.056,03	5.152	23.222	350,71
SINGAPORE	119.958	725	-99,40	69.586	20.867	-70,01
PHILIPPINES	8.800	15.490	76,02	11.168	27.106	142,72
MALAYSIA	2.543.737	3.735.783	46,86	1.383.763	2.208.419	59,60
CAMBODIA		155.290	-		138.104	-
VIET NAM	359.803	573.403	59,37	247.276	437.465	76,91
INDIA	151.475	97.173	-35,85	318.647	297.681	-6,58
BANGLADESH	446.933	1.823.388	307,98	256.444	820.774	220,06
SRI LANKA	5.394	6.460	19,77	1.618	1.090	-32,66
ISRAEL		161	-		670	-
UNITED ARAB EMIRATES		620	-		3.260	-
SOUTH AFRICA	15.997	21.612	35,10	22.849	35.812	56,73
MAURITIUS	47.521	24.730	-47,96	38.707	30.065	-22,33
AUSTRALIA	1.736.106	839.673	-51,63	1.969.778	1.124.056	-42,93
NEW ZEALAND	121.205	164.055	35,35	142.035	163.569	15,16
NEW CALEDONIA		16.796	-		32.287	-
FIJI	11.469		-100,00	7.710		-100,00
UNITED STATES	2.131.430	2.417.637	13,43	1.654.051	1.821.217	10,11
CANADA	345.501	126.037	-63,52	303.408	144.476	-52,38
MEXICO	128		-100,00	828		-100,00
DOMINICAN REPUBLIC	12.070		-100,00	25.588		-100,00
FRENCH POLYNESIA	2.477	8.552	245,26	3.896	16.096	313,14
UNITED KINGDOM	130.061	156.107	20,03	320.730	341.941	6,61
NETHERLANDS	544.160	250.166	-54,03	1.199.180	697.309	-41,85
FRANCE	6.548	5.450	-16,76	23.253	15.185	-34,70
GERMANY, FED. REP. OF	159.707	280.619	75,71	1.056.794	1.709.604	61,77
BELGIUM	338.100	2.819	-99,17	734.866	19.568	-97,34
DENMARK	23.700	31.233	31,78	38.775	61.278	58,03
NORWAY	101		-100,00	246		-100,00
SWEDEN	438	137	-68,77	3.629	1.910	-47,37
IRELAND	450	8.587	1.809,90	1.570	12.607	703,00
ITALY	28.936	19.211	-33,61	101.119	114.283	13,02
SPAIN	2.928	1.792	-38,81	25.800	19.119	-25,90
PORTUGAL	1.357	1.171	-13,73	8.704	7.515	-13,66
HUNGARY		6.593	-		34.085	-
RUSSIA FEDERATION	833	627	-24,69	1.609	4.702	192,31
VENEER	**41.079.466**	**73.544.152**	**79,03**	**45.922.278**	**72.163.042**	**57,14**
JAPAN	1.582.186	1.509.804	-4,57	3.769.323	3.671.807	-2,59
HONG KONG	1		-100,00	10		-100,00
KOREA, REPUBLIC OF	14.187	1.295.999	9.035,12	23.627	843.543	3.470,30
TAIWAN	220.073	179.112	-18,61	480.713	497.556	3,50
CHINA	315.120	1.404.281	345,63	832.425	1.080.483	29,80
THAILAND	160.084	5.179	-96,77	543.979	109.527	-79,87
SINGAPORE	9	3.006	35.261,18	49	3.866	7.774,72
MALAYSIA	85.376	2.445.938	2.764,89	204.855	1.279.121	524,40
NEPAL	270.131	741.912	174,65	276.382	498.756	80,46
VIET NAM	431.539	178.001	-58,75	1.024.794	418.803	-59,13
MALDIVES		65	-		180	-
INDIA	35.628.180	62.932.101	76,64	30.600.336	54.288.917	77,41
PAKISTAN	2		-100,00	7		-100,00
BANGLADESH	625.303	990.915	58,47	674.570	1.242.134	84,14
IRAN (ISLAMIC REPUBLIC OF)	23.345		-100,00	52.815		-100,00
ISRAEL		895	-		3.728	-
OMAN	1		-100,00	4		-100,00
TURKEY	38.703		-100,00	120.624		-100,00
UNITED ARAB EMIRATES	500		-100,00	625		-100,00
SOUTH AFRICA		332	-		4.678	-
AUSTRALIA	22.539	99.193	340,09	29.201	96.898	231,83
NEW ZEALAND	290	1.993	587,24	4.172	400	-90,41
UNITED STATES	458.030	105.779	-76,91	2.196.228	473.023	-78,46
MEXICO	121		-100,00	323		-100,00
BRAZIL	363		-100,00	1.474		-100,00
UNITED KINGDOM	2.218	23.316	951,02	10.667	118.721	1.012,99
NETHERLANDS	23.749	102.144	330,10	117.134	539.285	360,40
FRANCE	20.418	21.380	4,71	52.087	77.880	49,52
GERMANY, FED. REP. OF	1.031.755	1.337.174	29,60	4.132.158	5.804.936	40,48
BELGIUM	0	10.140	3.168.525,00	1	67.551	6.754.996,00
SWITZERLAND	166		-100,00	956		-100,00
MONACO	3		-100,00	36		-100,00
NORWAY	9.899		-100,00	361		-100,00
SWEDEN	405	381	-5,73	7.066	9.371	32,64
ITALY	94.646	107.152	13,21	713.680	754.954	5,78
SPAIN		27.623	-		192.832	-
PORTUGAL	6.436		-100,00	33.110		-100,00
HUNGARY		2.765	-		22.154	-
ROMANIA	13.690		-100,00	18.489		-100,00
CZECH REPUBLIC		17.577	-		61.938	-
BARANG ANYAMAN DARI TANAMAN BUKAN ROTAN DAN BAMBU	**2.341.021**	**4.617.106**	**97,23**	**14.030.617**	**28.916.961**	**106,10**
JAPAN	43.381	43.942	1,29	592.415	770.768	30,11
HONG KONG	7.241	496	-93,16	181.458	50.300	-72,28

https://www.bps.go.id

TABEL 6. PERKEMBANGAN EKSPOR INDONESIA MENURUT KOMODITI DAN NEGARA TUJUAN
JANUARI-AGUSTUS 2020 DAN 2021

KOMODITI / NEGARA TUJUAN	BERAT BERSIH (KG)		PERUB	NILAI FOB (US $)		PERUB
	JAN-AGT 2020	JAN-AGT 2021	%	JAN-AGT 2020	JAN-AGT 2021	%
(1)	(2)	(3)	(4)	(5)	(6)	(7)
KOREA, REPUBLIC OF	6.139	6.428	4,70	20.904	41.652	99,25
TAIWAN	6.089	1.219	-79,98	1.524	937	-38,52
CHINA	4.977	5.815	16,84	30.555	60.510	98,04
PAPUA NEW GUINEA	7	167	2.285,71	58	931	1.497,37
THAILAND	2.732	1.291	-52,74	11.435	2.949	-74,21
SINGAPORE	6.405	8.009	25,04	184.831	130.352	-29,48
PHILIPPINES	1.101	112	-89,84	4.311	1.494	-65,33
MALAYSIA	20.175	5.190	-74,27	36.803	38.696	5,14
CAMBODIA		200	-		1.050	-
BRUNEI DARUSSALAM	285	25	-91,23	1.770	495	-72,04
VIET NAM	1	1	0,00	14	1	-90,06
MALDIVES	1.759	56.751	3.127,13	22.007	60.677	175,72
INDIA	1.780	442	-75,17	10.625	1.191	-88,79
BANGLADESH		50	-		500	-
SRI LANKA	214		-100,00	231		-100,00
IRAQ		2.457	-		1.727	-
IRAN (ISLAMIC REPUBLIC OF)		31	-		188	-
SAUDI ARABIA	1.844	6.409	247,52	17.458	43.094	146,84
ISRAEL	9.487	35.301	272,12	54.910	242.300	341,27
KUWAIT	5	129	2.485,80	20	1.235	6.076,85
JORDAN	5.849	336	-94,26	11.366	1.545	-86,41
LEBANON	11	3.369	30.527,27	259	2.001	671,85
OMAN	32	190	495,00	685	6.922	910,69
TURKEY	4.543	18.285	302,51	6.767	84.842	1.153,83
UNITED ARAB EMIRATES	6.109	34.148	458,96	52.841	245.429	364,47
QATAR		202	-		1.194	-
BAHRAIN		13.287	-		18.519	-
CYPRUS	190	530	179,39	2.677	7.508	180,47
EGYPT	154	2.816	1.728,57	517	1.959	279,26
MOROCCO	102	445	336,27	1.422	1.391	-2,15
ALGERIA		11	-		76	-
TANZANIA, UNITED REP. OF	50	53	5,00	893	251	-71,92
MADAGASCAR	240		-100,00	77		-100,00
KENYA	132		-100,00	1.707		-100,00
REUNION	3.943	3.507	-11,06	16.171	23.837	47,41
GABON		74	-		422	-
COTE D'IVOIRE	650	143	-78,00	343	883	157,53
SENEGAL		82	-		782	-
SEYCHELLES	1.643	37.927	2.207,98	16.788	20.677	23,16
SOUTH AFRICA	6.080	5.588	-8,10	35.089	51.367	46,39
MAURITIUS	5.279	1.776	-66,35	29.165	5.775	-80,20
MAYOTTE	10	26	160,00	39	811	1.981,78
AUSTRALIA	95.540	170.391	78,35	280.093	663.165	136,77
NEW ZEALAND	3.863	2.379	-38,40	25.535	23.330	-8,63
GUAM	45		-100,00	1.159		-100,00
NEW CALEDONIA	11.911	7.257	-39,07	21.787	41.850	92,08
NORTHERN MARIANA ISLANDS	350	400	14,29	2.017	1.926	-4,50
WALLIS AND FUTUNA ISLANDS	94		-100,00	376		-100,00
COOK ISLANDS	659		-100,00	5.684		-100,00
FIJI	1.325	93	-92,98	10.475	1.135	-89,16
SAMOA	5		-100,00	33		-100,00
EAST TIMOR	79	81	2,53	26	17	-35,41
UNITED STATES	1.254.726	2.942.143	134,48	8.482.152	19.504.646	129,95
CANADA	107.058	380.646	255,55	507.561	2.017.047	297,40
MEXICO	7.678	6.637	-13,56	64.724	46.371	-28,36
GUATEMALA		2.162	-		4.344	-
PANAMA	231	579	150,65	1.883	1.921	2,01
CHILE	3.811	4.893	28,41	6.623	20.618	211,31
ARGENTINA	400	6.105	1.426,25	727	31.236	4.196,60
BRAZIL	134.353	10.347	-92,30	130.693	80.068	-38,74
COLOMBIA	265	436	64,34	903	2.698	198,84
URUGUAY	230	880	282,52	1.557	4.883	213,51
PARAGUAY		193	-		4.435	-
ECUADOR		518	-		1.747	-
PERU	34	596	1.664,81	388	6.805	1.653,77
BAHAMAS		96	-		889	-
JAMAICA	76		-100,00	218		-100,00
PUERTO RICO	1.094	9	-99,18	8.891	460	-94,83
DOMINICAN REPUBLIC	50	3.526	6.951,00	618	23.111	3.641,80
EL SALVADOR	177		-100,00	2.998		-100,00
COSTA RICA	144	1.876	1.202,53	770	18.579	2.311,99
BARBADOS	5		-100,00	30		-100,00
ANTIGUA AND BARBUDA		1.511	-		1.425	-
ARUBA	40	924	2.222,32	231	6.103	2.537,52
CAYMAN ISLANDS	30	25	-18,20	193	1.272	559,55
DOMINICA	5		-100,00	161		-100,00
FRENCH GUIANA		60	-		378	-
FRENCH POLYNESIA	1.660	1.252	-24,57	5.336	11.536	116,17
MARTINIQUE	230	502	118,26	879	2.055	133,94
NETHERLANDS ANTILLES	2.147	1.818	-15,31	4.064	11.462	182,04
SAINT LUCIA	210		-100,00	3.538		-100,00
TURKS AND CAICOS ISLANDS		3	-		16	-
GUADELOUPE	1.219	298	-75,55	4.385	4.285	-2,28
VIRGIN ISLANDS (BRITISH)		296	-		1.336	-
UNITED KINGDOM	90.145	214.575	138,03	503.689	1.001.424	98,82
NETHERLANDS	111.030	128.953	16,14	481.810	822.270	70,66
FRANCE	58.232	101.102	73,62	341.512	558.651	63,58
GERMANY, FED. REP. OF	37.804	55.430	46,63	286.929	333.946	16,39

https://www.bps.go.id

TABEL 6. PERKEMBANGAN EKSPOR INDONESIA MENURUT KOMODITI DAN NEGARA TUJUAN
JANUARI-AGUSTUS 2020 DAN 2021

KOMODITI / NEGARA TUJUAN	BERAT BERSIH (KG)		PERUB	NILAI FOB (US $)		PERUB
	JAN-AGT 2020	JAN-AGT 2021	%	JAN-AGT 2020	JAN-AGT 2021	%
(1)	(2)	(3)	(4)	(5)	(6)	(7)
AUSTRIA	571	6	-98,87	6.355	36	-99,44
BELGIUM	89.645	63.147	-29,56	481.122	367.169	-23,68
SWITZERLAND	289	197	-31,88	3.467	3.317	-4,33
DENMARK	3.972	6.396	61,01	19.472	95.857	392,28
NORWAY	1.843	3.901	111,69	12.488	11.479	-8,08
SWEDEN	4.748	1.153	-75,72	49.232	15.293	-68,94
FINLAND	369	2.414	554,20	3.003	21.672	621,62
IRELAND		350	-		2.029	-
ITALY	43.417	57.445	32,31	178.259	321.080	80,12
SPAIN	67.673	68.637	1,42	479.234	464.733	-3,03
PORTUGAL	2.684	10.789	302,01	11.586	48.907	322,14
GREECE	34.604	18.744	-45,83	145.900	137.841	-5,52
HUNGARY	170	150	-11,76	2.471	2.022	-18,20
POLAND	7.616	15.386	102,02	71.560	85.841	19,96
ROMANIA		2.667	-		19.058	-
BULGARIA	230	845	267,39	906	1.436	58,49
ALBANIA	160	524	227,50	542	5.166	854,02
KAZAKHSTAN		260	-		5.718	-
UKRAINE	98	14.447	14.617,81	2.831	88.565	3.027,92
LITHUANIA	1.069	579	-45,90	8.644	3.735	-56,79
LATVIA	1.413	250	-82,34	682	7.078	937,65
ESTONIA	100		-100,00	1.347		-100,00
GEORGIA		40	-		1.116	-
CROATIA	1.738	50	-97,12	1.550	486	-68,67
MALTA	887	5	-99,44	1.619	218	-86,55
CZECH REPUBLIC	275	623	126,55	922	6.801	637,94
RUSSIA FEDERATION	795	1.850	132,72	7.946	15.630	96,71
MONTENEGRO	1.065		-100,00	695		-100,00
ALAT DAPUR DARI KAYU, ROTAN DAN BAMBU	**5.895.865**	**6.738.793**	**14,30**	**16.154.175**	**21.046.377**	**30,28**
JAPAN	775.677	832.545	7,33	3.350.218	3.595.647	7,33
HONG KONG	2.810	2.605	-7,30	26.218	22.789	-13,08
KOREA, REPUBLIC OF	978.992	1.050.350	7,29	2.120.138	3.102.288	46,32
TAIWAN	1.130.663	1.241.225	9,78	3.381.890	3.868.922	14,40
CHINA	207.835	141.514	-31,91	182.961	137.856	-24,65
PAPUA NEW GUINEA	64		-100,00	945		-100,00
THAILAND	1.088	181	-83,32	51.486	1.064	-97,93
SINGAPORE	9.480	5.556	-41,39	34.994	54.913	56,92
PHILIPPINES	5	243	4.756,30	51	163	219,74
MALAYSIA	19.909	23.317	17,12	69.337	118.955	71,56
BRUNEI DARUSSALAM	115		-100,00	840		-100,00
VIET NAM		167	-		7.219	-
MALDIVES	990	2.930	195,85	11.726	25.897	120,85
INDIA	1.535	3.043	98,24	8.549	25.279	195,70
IRAQ	55		-100,00	225		-100,00
SAUDI ARABIA	4.994	13.358	167,47	22.629	58.961	160,55
ISRAEL	11.926	52.920	343,73	27.027	161.996	499,39
KUWAIT	43	1.309	2.943,95	774	1.183	52,91
LEBANON	236	75	-68,22	2.289	1.383	-39,57
OMAN		112	-		554	-
TURKEY	6.967	197	-97,17	37.430	539	-98,56
UNITED ARAB EMIRATES	4.177	3.083	-26,19	16.655	10.370	-37,74
QATAR	24.252	50	-99,79	12.946	250	-98,07
BAHRAIN		16	-		77	-
CYPRUS	478		-100,00	1.441		-100,00
MOROCCO	28	967	3.353,57	94	922	881,26
TANZANIA, UNITED REP. OF	217	225	3,69	130	204	57,06
KENYA	2	2	0,00	10	10	0,00
REUNION	2.324	4.129	77,72	11.849	20.028	69,03
NIGERIA	208		-100,00	138		-100,00
SENEGAL		15	-		203	-
SEYCHELLES	131		-100,00	490		-100,00
SOUTH AFRICA	985	2.769	181,07	12.754	7.688	-39,72
MAURITIUS	2.094	2.910	38,97	5.148	1.307	-74,61
MAYOTTE	72	249	245,83	602	1.132	88,09
AUSTRALIA	43.476	59.084	35,90	128.786	206.056	60,00
NEW ZEALAND	6.115	9.268	51,56	29.817	51.043	71,19
GUAM	39		-100,00	314		-100,00
NEW CALEDONIA	853	797	-6,57	3.750	6.149	64,00
VANUATU	46	2	-95,65	304	12	-95,96
WALLIS AND FUTUNA ISLANDS	92		-100,00	495		-100,00
COOK ISLANDS	65		-100,00	1.310		-100,00
FIJI	29		-100,00	259		-100,00
MARSHALL ISLANDS	117		-100,00	648		-100,00
EAST TIMOR	335	102	-69,55	1.584	4.043	155,26
UNITED STATES	559.328	916.752	63,90	2.063.577	3.779.341	83,15
CANADA	6.421	30.306	371,99	39.977	58.244	45,70
MEXICO	450	813	80,51	2.814	6.476	130,15
GUATEMALA	385	490	27,35	2.061	996	-51,69
PANAMA	25	244	876,00	489	120	-75,44
CURACAO	200		-100,00	303		-100,00
CHILE	2.913	3.486	19,69	8.484	15.896	87,35
ARGENTINA	330		-100,00	220		-100,00
BRAZIL	19.312	2.300	-88,09	26.097	14.642	-43,89
COLOMBIA		100	-		80	-
URUGUAY	420	1.969	368,68	2.514	8.085	221,60
PARAGUAY		109	-		947	-

https://www.bps.go.id

TABEL 6. PERKEMBANGAN EKSPOR INDONESIA MENURUT KOMODITI DAN NEGARA TUJUAN
JANUARI-AGUSTUS 2020 DAN 2021

KOMODITI / NEGARA TUJUAN	BERAT BERSIH (KG)		PERUB	NILAI FOB (US $)		PERUB
	JAN-AGT 2020	JAN-AGT 2021	%	JAN-AGT 2020	JAN-AGT 2021	%
(1)	(2)	(3)	(4)	(5)	(6)	(7)
PERU	26	151	480,77	147	3.849	2.520,21
BAHAMAS		11	-		86	-
JAMAICA	22	4	-81,82	45	4	-90,80
DOMINICAN REPUBLIC	11		-100,00	49		-100,00
COSTA RICA	213	711	233,80	888	4.044	355,26
HAITI		8	-		201	-
ARUBA		252	-		565	-
DOMINICA	75		-100,00	1.160		-100,00
FRENCH POLYNESIA	270	99	-63,32	1.023	1.208	18,08
MARTINIQUE	1.368	1.272	-7,02	4.869	2.539	-47,85
NETHERLANDS ANTILLES	961	1.495	55,57	3.066	300	-90,22
TURKS AND CAICOS ISLANDS		2	-		25	-
GUADELOUPE	208	710	241,15	822	3.697	349,96
VIRGIN ISLANDS (BRITISH)	12	457	3.708,33	238	3.026	1.169,95
UNITED KINGDOM	48.931	86.959	77,72	160.419	318.582	98,59
NETHERLANDS	1.448.649	1.655.553	14,28	2.156.274	2.988.960	38,62
FRANCE	91.170	103.507	13,53	399.434	571.055	42,97
GERMANY, FED. REP. OF	265.434	225.938	-14,88	669.779	607.943	-9,23
AUSTRIA	1.472	488	-66,85	11.836	7.071	-40,26
BELGIUM	88.554	145.122	63,88	483.071	702.403	45,40
SWITZERLAND	1.417	590	-58,36	11.344	7.395	-34,81
DENMARK	28.391	41.898	47,57	110.915	185.261	67,03
NORWAY	3.995	8.315	108,11	32.789	59.264	80,74
SWEDEN	12.612	13.081	3,72	34.425	18.560	-46,09
FINLAND	204	550	169,48	2.670	2.621	-1,82
IRELAND	204	487	138,48	1.046	1.968	88,14
ITALY	6.522	2.446	-62,50	31.896	9.539	-70,09
SPAIN	35.485	18.533	-47,77	176.666	82.982	-53,03
PORTUGAL	10.098	2.800	-72,27	46.783	11.557	-75,30
ICELAND	2.054		-100,00	2.912		-100,00
GREECE	8.632	1.747	-79,76	64.408	16.952	-73,68
HUNGARY	304		-100,00	987		-100,00
POLAND	414	1.044	152,11	1.809	4.927	172,33
ROMANIA	14	250	1.685,71	24	1.336	5.401,98
BULGARIA	400	2.696	574,00	1.473	6.426	336,17
ALBANIA	105	1.925	1.733,33	80	1.427	1.679,25
UKRAINE	98		-100,00	132		-100,00
LITHUANIA	1.706	15	-99,15	14.887	112	-99,25
LATVIA	147	1.967	1.238,37	680	11.987	1.663,38
CROATIA	267	1.427	434,86	828	5.378	549,55
MALTA	227	77	-66,08	1.897	268	-85,85
SLOVAKIA	65		-100,00	338		-100,00
SLOVENIA	3.717	2.266	-39,04	2.731	10.496	284,33
CZECH REPUBLIC	437	1.254	186,97	7.286	10.246	40,63
RUSSIA FEDERATION	283	801	183,08	1.414	2.184	54,51
SERBIA	282		-100,00	3.383		-100,00
MONTENEGRO	1.109		-100,00	1.466		-100,00
WADAH DARI KAYU	**3.950.905**	**3.348.930**	**-15,24**	**5.113.862**	**4.684.481**	**-8,40**
JAPAN	1.716.845	1.423.672	-17,08	2.456.172	2.051.088	-16,49
KOREA, REPUBLIC OF	815.454	404.993	-50,34	342.280	258.046	-24,61
TAIWAN	999.321	1.022.784	2,35	1.336.999	1.098.403	-17,85
CHINA	11.048	287	-97,40	17.564	245	-98,61
PAPUA NEW GUINEA	4	20	400,00	158	192	21,50
THAILAND	510	3.100	507,84	259	3.550	1.268,35
SINGAPORE	66.111	82.459	24,73	44.760	67.128	49,97
MALAYSIA	31.971	65.756	105,67	26.842	69.546	159,09
BRUNEI DARUSSALAM	15	1.500	9.900,00	23	1.205	5.116,45
VIET NAM		5	-		62.972	-
INDIA	8	361	4.412,50	12	673	5.509,58
QATAR	50		-100,00	100		-100,00
MAURITIUS	285		-100,00	1.171		-100,00
AUSTRALIA	1.839	6.132	233,48	8.820	13.723	55,58
NEW ZEALAND	15.776	40	-99,75	11.136	30	-99,73
NEW CALEDONIA	15		-100,00	26		-100,00
WALLIS AND FUTUNA ISLANDS	160	32	-80,00	705	399	-43,39
EAST TIMOR	2.505	2.425	-3,19	615	940	52,85
UNITED STATES	56.412	154.102	173,17	121.465	345.687	184,60
CANADA	18	65	261,11	43	500	1.049,95
MEXICO	4.007		-100,00	11.250		-100,00
PANAMA		83	-		170	-
FRENCH GUIANA	185		-100,00	217		-100,00
FRENCH POLYNESIA	98	100	2,28	207	307	47,79
MARTINIQUE	15		-100,00	471		-100,00
VIRGIN ISLANDS (BRITISH)		60	-		391	-
UNITED KINGDOM	51.638	56.455	9,33	98.017	159.907	63,14
NETHERLANDS	2.152	1.619	-24,78	3.495	3.075	-12,01
FRANCE	1.510	894	-40,77	2.720	1.414	-48,04
GERMANY, FED. REP. OF	712	166	-76,66	2.096	301	-85,64
BELGIUM	13.944	39.326	182,03	54.066	191.203	253,64
DENMARK	263	3.634	1.281,75	3.771	19.659	421,26
SWEDEN	38		-100,00	9		-100,00
ITALY	157.807	78.760	-50,09	567.482	333.631	-41,21
SPAIN	163		-100,00	535		-100,00
GREECE	27		-100,00	372		-100,00
SLOVENIA		100	-		97	-
BANGUNAN PRAFABRIKASI DARI KAYU	**585.925**	**790.385**	**34,90**	**1.130.419**	**1.231.577**	**8,95**

https://www.bps.go.id

TABEL 6. PERKEMBANGAN EKSPOR INDONESIA MENURUT KOMODITI DAN NEGARA TUJUAN
JANUARI-AGUSTUS 2020 DAN 2021

KOMODITI / NEGARA TUJUAN	BERAT BERSIH (KG)		PERUB	NILAI FOB (US $)		PERUB
	JAN-AGT 2020	JAN-AGT 2021	%	JAN-AGT 2020	JAN-AGT 2021	%
(1)	(2)	(3)	(4)	(5)	(6)	(7)
JAPAN	1.546	2.510	62,35	3.031	9.587	216,28
TAIWAN	37.393	5.700	-84,76	40.396	19.643	-51,38
SINGAPORE	450		-100,00	3.103		-100,00
PHILIPPINES	3.762		-100,00	2.400		-100,00
MALAYSIA	200.915	96.706	-51,87	83.024	64.552	-22,25
CAMBODIA	800		-100,00	2.087		-100,00
BRUNEI DARUSSALAM	2.637		-100,00	1.800		-100,00
VIET NAM	43.860		-100,00	305.263		-100,00
MALDIVES	16.038	379.678	2.267,43	41.075	370.000	800,79
INDIA	22.225	5.061	-77,23	23.109	15.941	-31,02
SRI LANKA	13.018		-100,00	4.820		-100,00
SAUDI ARABIA	7.424	14.700	98,00	5.000	54.735	994,69
CYPRUS	1.916		-100,00	5.445		-100,00
MOROCCO	251		-100,00	2.154		-100,00
REUNION	4.699	7.029	49,58	3.630	20.227	457,20
MAURITIUS		820	-		750	-
MAYOTTE	15.336		-100,00	68.600		-100,00
AUSTRALIA	1.540	4.153	169,65	6.952	7.688	10,59
NEW ZEALAND	6.775	2.993	-55,82	9.896	7.685	-22,34
NEW CALEDONIA	34.766	31.359	-9,80	90.900	90.142	-0,83
EAST TIMOR	240		-100,00	5.086		-100,00
UNITED STATES	37.606	12.884	-65,74	62.493	31.050	-50,31
CANADA	2.050	300	-85,37	3.214	929	-71,11
PANAMA	28.353	26.520	-6,46	73.750	72.413	-1,81
COLOMBIA	1.500	6.800	353,33	5.000	10.965	119,30
COSTA RICA		42.858	-		51.477	-
FRENCH POLYNESIA		46.243	-		94.056	-
NETHERLANDS ANTILLES	9.012		-100,00	30.250		-100,00
GUADELOUPE	3.950		-100,00	17.159		-100,00
NETHERLANDS	505		-100,00	683		-100,00
FRANCE	20.456	38.550	88,45	54.230	68.573	26,45
GERMANY, FED. REP. OF	350	9.661	2.660,28	493	24.086	4.786,07
AUSTRIA	842		-100,00	3.014		-100,00
BELGIUM	920		-100,00	4.034		-100,00
SWEDEN	10.117	29.977	196,30	117.556	183.944	56,47
ITALY	1.547	11.143	620,30	5.200	9.207	77,08
SPAIN	50.626	14.741	-70,88	44.205	23.928	-45,87
PORTUGAL	2.499		-100,00	1.367		-100,00
BARANG DARI KAYU, ROTAN, GABUS LAINNYA	**2.027.498**	**1.881.276**	**-7,21**	**6.941.529**	**6.367.898**	**-8,26**
JAPAN	156.526	150.168	-4,06	562.792	496.134	-11,84
HONG KONG	474	401	-15,36	3.583	2.410	-32,74
KOREA, REPUBLIC OF	51.962	30.388	-41,52	49.805	44.019	-11,62
TAIWAN	88.650	70.789	-20,15	108.070	76.648	-29,08
CHINA	58.598	83.406	42,34	107.848	393.442	264,81
MACAU	32		-100,00	1.580		-100,00
PAPUA NEW GUINEA	1.099	2.482	125,82	10.345	42.282	308,70
THAILAND	1.153	24	-97,90	7.742	411	-94,69
SINGAPORE	14.139	8.660	-38,75	97.465	132.882	36,34
PHILIPPINES	71	105	47,89	463	370	-20,09
MALAYSIA	123.117	45.789	-62,81	111.266	39.232	-64,74
MYANMAR		1	-		4	-
CAMBODIA		29	-		63	-
VIET NAM	3.823	6.056	58,41	17.285	41.066	137,58
MALDIVES	5.033	7.342	45,89	52.029	7.523	-85,54
INDIA	1.025	1.530	49,27	5.059	10.611	109,75
BANGLADESH		78	-		1.711	-
SRI LANKA	10.579	25	-99,76	24.280	69	-99,72
IRAQ	25.653	25.200	-1,76	17.988	24.540	36,42
SAUDI ARABIA	6.096	11.187	83,51	30.557	68.579	124,43
ISRAEL	4.804	2.697	-43,86	22.129	20.147	-8,96
KUWAIT	2.203	3.784	71,78	7.338	26.268	257,95
JORDAN	25.392		-100,00	15.413		-100,00
OMAN	35		-100,00	164		-100,00
TURKEY	1.381	5.663	310,17	9.005	50.401	459,69
UNITED ARAB EMIRATES	1.705	2.339	37,20	28.096	29.338	4,42
QATAR	4.620	3.389	-26,66	9.429	16.404	73,97
CYPRUS		521	-		3.977	-
EGYPT	46	199	332,61	594	1.353	127,79
MOROCCO	2.015		-100,00	2.119		-100,00
TANZANIA, UNITED REP. OF	665	1.350	103,16	3.436	2.906	-15,43
MADAGASCAR	1.112	90	-91,91	462	270	-41,51
REUNION	5.820	4.534	-22,09	37.999	44.574	17,30
NIGERIA	1.483	2.332	57,24	1.518	6.824	349,55
GABON	5	9	80,00	22	147	561,29
COTE D'IVOIRE		979	-		3.190	-
SENEGAL	7.988	7.181	-10,10	6.650	4.275	-35,72
BURKINA FASO	1.425		-100,00	35.000		-100,00
SEYCHELLES	76	88	15,79	1.080	1.414	30,90
SOUTH AFRICA	1.427	4.850	239,86	6.079	24.409	301,55
MAURITIUS	1.222	393	-67,84	6.220	1.266	-79,64
MAYOTTE	190	92	-51,58	632	1.638	159,31
AUSTRALIA	209.079	186.326	-10,88	290.321	263.506	-9,24
NEW ZEALAND	788	1.874	137,91	5.515	10.041	82,06
GUAM	88	51	-42,05	297	220	-26,06
NEW CALEDONIA	11.847	4.141	-65,05	57.717	27.699	-52,01
VANUATU	552		-100,00	2.014		-100,00

https://www.bps.go.id

TABEL 6. PERKEMBANGAN EKSPOR INDONESIA MENURUT KOMODITI DAN NEGARA TUJUAN
JANUARI-AGUSTUS 2020 DAN 2021

KOMODITI / NEGARA TUJUAN	BERAT BERSIH (KG)		PERUB	NILAI FOB (US $)		PERUB
	JAN-AGT 2020	JAN-AGT 2021	%	JAN-AGT 2020	JAN-AGT 2021	%
(1)	(2)	(3)	(4)	(5)	(6)	(7)
WALLIS AND FUTUNA ISLANDS	10		-100,00	51		-100,00
COOK ISLANDS	162		-100,00	1.502		-100,00
FIJI	25		-100,00	258		-100,00
TONGA		22	-		87	-
EAST TIMOR	45.694	29.165	-36,17	58.657	22.128	-62,28
UNITED STATES	742.122	842.050	13,47	3.230.085	2.829.494	-12,40
CANADA	28.929	50.032	72,95	141.089	253.004	79,32
MEXICO	4.831	1.125	-76,71	74.734	6.018	-91,95
GUATEMALA		242	-		1.924	-
PANAMA		40	-		157	-
CHILE	4.202	2.354	-43,98	3.833	5.238	36,66
ARGENTINA	1.566	10	-99,36	1.197	1.169	-2,34
BRAZIL	999	2.685	168,83	3.533	11.865	235,79
COLOMBIA	4.097		-100,00	552		-100,00
URUGUAY	587	190	-67,62	4.037	770	-80,92
PARAGUAY		13	-		28	-
ECUADOR	25	340	1.260,00	127	2.208	1.638,87
PERU	80		-100,00	82		-100,00
BAHAMAS	785	5	-99,36	11.406	67	-99,42
PUERTO RICO	13	22.735	174.783,08	195	39.876	20.396,27
BELIZE		149	-		703	-
DOMINICAN REPUBLIC	830	1.355	63,25	2.678	1.294	-51,67
EL SALVADOR	63	165	161,90	511	2.036	298,88
COSTA RICA	759	1.234	62,55	871	17.104	1.864,20
HAITI		231	-		2.309	-
ARUBA	25	85	234,65	258	1.560	503,99
CAPE VERDE	15		-100,00	183		-100,00
CAYMAN ISLANDS		20	-		54	-
FRENCH GUIANA		160	-		262	-
FRENCH POLYNESIA	1.674	4.488	168,10	16.388	7.204	-56,04
MARTINIQUE	2.094	1.598	-23,69	4.742	5.094	7,42
NETHERLANDS ANTILLES	891		-100,00	1.506		-100,00
GUADELOUPE	4.579	1.628	-64,44	20.846	15.142	-27,36
VIRGIN ISLANDS (BRITISH)	117	295	152,14	11.459	1.860	-83,77
UNITED KINGDOM	39.058	24.400	-37,53	214.649	145.033	-32,43
NETHERLANDS	96.015	52.962	-44,84	312.753	136.463	-56,37
FRANCE	55.692	53.273	-4,34	226.828	251.122	10,71
GERMANY, FED. REP. OF	48.133	41.631	-13,51	241.913	219.031	-9,46
AUSTRIA	548	23	-95,80	2.807	630	-77,55
BELGIUM	7.032	18.640	165,09	86.866	159.050	83,10
SWITZERLAND	348	57	-83,74	3.037	500	-83,54
DENMARK	2.304	6.371	176,56	32.436	42.171	30,02
NORWAY	1.066	73	-93,15	5.109	8.732	70,90
SWEDEN	738	1.776	140,64	1.027	26.469	2.476,73
FINLAND	1.073	264	-75,40	10.053	3.720	-63,00
IRELAND	675	7.575	1.022,22	1.381	48.658	3.422,33
ITALY	27.881	2.520	-90,96	103.139	14.611	-85,83
SPAIN	39.145	15.640	-60,05	216.325	77.563	-64,15
PORTUGAL	1.123	1.406	25,20	3.515	7.531	114,25
GREECE	20.823	9.127	-56,17	95.961	35.247	-63,27
HUNGARY	940	2	-99,79	3.793	290	-92,35
POLAND	2.957	2.075	-29,84	15.913	9.965	-37,38
ROMANIA	44	71	61,82	148	840	469,23
BULGARIA	1.168	150	-87,16	1.076	161	-85,06
KAZAKHSTAN		258	-		112	-
UKRAINE	24	50	108,33	877	332	-62,12
LITHUANIA	113	88	-22,12	953	831	-12,79
LATVIA		2.024	-		5.566	-
CROATIA	661	126	-80,94	7.284	2.029	-72,15
MALTA		512	-		4.979	-
SLOVENIA	190	35	-81,58	171	1.316	667,93
CZECH REPUBLIC	284	319	12,52	2.381	8.546	258,93
RUSSIA FEDERATION	297	733	146,73	2.948	5.466	85,41
MONTENEGRO		140	-		19	-
BUBUR KERTAS (PULP)	**3.733.946.094**	**3.978.289.738**	**6,54**	**1.671.337.801**	**2.010.143.261**	**20,27**
JAPAN	25.755.012	24.986.038	-2,99	9.268.197	12.545.256	35,36
HONG KONG		293.280	-		107.047	-
KOREA, REPUBLIC OF	257.161.445	209.885.905	-18,38	109.841.326	106.388.398	-3,14
TAIWAN	3.111.459	3.318.085	6,64	1.319.023	1.993.102	51,10
CHINA	2.939.430.394	3.170.227.379	7,85	1.344.681.834	1.631.073.598	21,30
THAILAND	11.671.016	12.877.501	10,34	4.378.560	7.037.115	60,72
SINGAPORE	11	23.007.406	206.529.572,35	22	877.581	3.917.670,50
PHILIPPINES	3.111.068	1.765.752	-43,24	1.417.021	864.749	-38,97
MALAYSIA	2.954.004	2.627.545	-11,05	1.280.646	1.601.309	25,04
MYANMAR	140.651	275.197	95,66	60.710	132.465	118,19
VIET NAM	36.361.800	75.210.779	106,84	15.333.522	36.600.608	138,70
MALDIVES	10		-100,00	350		-100,00
INDIA	161.044.858	163.470.645	1,51	66.781.337	76.063.024	13,90
PAKISTAN	7.547.451	8.568.737	13,53	2.614.578	4.174.511	59,66
BANGLADESH	135.695.756	154.209.962	13,64	55.640.604	69.356.413	24,65
SAUDI ARABIA	12.018.416	16.357.382	36,10	5.436.322	8.094.415	48,90
ISRAEL		4.950	-		3.152	-
KUWAIT	7.539.344	5.409.251	-28,25	2.720.950	2.659.353	-2,26
LEBANON	1.790.481	756.562	-57,75	592.653	337.807	-43,00
TURKEY	17.580.796	15.000.000	-14,68	5.766.501	7.245.000	25,64
UNITED ARAB EMIRATES	67.001.538	58.146.750	-13,22	23.974.770	27.756.379	15,77
EGYPT	8.682.320	3.520.000	-59,46	3.848.079	1.838.454	-52,22

https://www.bps.go.id

TABEL 6. PERKEMBANGAN EKSPOR INDONESIA MENURUT KOMODITI DAN NEGARA TUJUAN
JANUARI-AGUSTUS 2020 DAN 2021

KOMODITI / NEGARA TUJUAN	BERAT BERSIH (KG)		PERUB	NILAI FOB (US $)		PERUB
	JAN-AGT 2020	JAN-AGT 2021	%	JAN-AGT 2020	JAN-AGT 2021	%
(1)	(2)	(3)	(4)	(5)	(6)	(7)
ETHIOPIA	600.000		-100,00	293.190		-100,00
TANZANIA, UNITED REP. OF	18.069		-100,00	5.836		-100,00
KENYA	299.142		-100,00	113.984		-100,00
NIGERIA	2.500.000	1.020.000	-59,20	1.204.569	576.605	-52,13
DJIBOUTI	906.500	1.178.131	29,96	293.701	478.082	62,78
AUSTRALIA	26.781.729	26.072.726	-2,65	12.623.477	12.286.718	-2,67
NEW ZEALAND	4.075.635		-100,00	1.764.014		-100,00
EAST TIMOR	120		-100,00	227		-100,00
UNITED STATES		99.018	-		46.626	-
UNITED KINGDOM	144.113		-100,00	62.931		-100,00
NETHERLANDS	9	243	2.758,82	6	4.113	68.453,67
FRANCE	20	20	0,00	15	144	833,35
GERMANY, FED. REP. OF	20.804		-100,00	15.784		-100,00
ITALY		296	-		435	-
SPAIN	1.204	200	-83,39	1.255	804	-35,98
BULGARIA	920		-100,00	1.805		-100,00
KERTAS TISSUE	**1.127.767.093**	**505.426.312**	**-55,18**	**789.658.013**	**572.143.100**	**-27,55**
JAPAN	32.933.113	38.491.812	16,88	48.599.755	54.245.461	11,62
HONG KONG	1.059.683	710.507	-32,95	2.009.113	1.342.971	-33,16
KOREA, REPUBLIC OF	74.730.645	72.638.248	-2,80	72.505.380	68.609.004	-5,37
TAIWAN	56.721.439	46.092.222	-18,74	51.151.629	39.836.720	-22,12
CHINA	3.186.052	8.403.858	163,77	4.510.512	8.053.838	78,56
MACAU		84	-		368	-
PAPUA NEW GUINEA	804.677	335.645	-58,29	1.514.463	873.368	-42,33
THAILAND	193.066.649	21.107.304	-89,07	53.440.613	24.010.352	-55,07
SINGAPORE	5.686.461	4.016.990	-29,36	14.795.506	10.486.456	-29,12
PHILIPPINES	63.148.134	27.435.453	-56,55	41.882.063	32.663.329	-22,01
MALAYSIA	38.352.549	38.347.441	-0,01	49.723.865	45.555.679	-8,38
MYANMAR	1.226.154	1.132.603	-7,63	1.616.764	1.743.970	7,87
CAMBODIA	4.102.040	3.894.605	-5,06	3.984.202	3.908.316	-1,90
BRUNEI DARUSSALAM	311.483	319.417	2,55	822.243	907.993	10,43
NEPAL		12.519	-		27.983	-
VIET NAM	131.431.656	19.431.814	-85,22	31.988.748	22.097.378	-30,92
MALDIVES	3.964.202	35.662	-99,10	843.504	69.083	-91,81
INDIA	8.351.310	9.056.327	8,44	10.391.040	15.741.527	51,49
PAKISTAN	1.104.980	1.856.856	68,04	1.026.335	1.852.719	80,52
BANGLADESH	755.839	1.465.907	93,94	1.139.725	2.219.584	94,75
SRI LANKA	487.097	284.746	-41,54	528.112	380.005	-28,04
IRAQ	320.868	24.691	-92,30	290.021	46.424	-83,99
IRAN (ISLAMIC REPUBLIC OF)	372.681		-100,00	516.663		-100,00
SAUDI ARABIA	6.401.122	3.339.135	-47,84	5.856.136	3.174.241	-45,80
ISRAEL	1.603.935	12.103	-99,25	1.340.312	314.498	-76,54
KUWAIT	4.493.491	1.033.858	-76,99	3.190.352	795.970	-75,05
JORDAN	3.287.742	801.004	-75,64	2.555.383	461.312	-81,95
YEMEN	4.432.650	1.611.233	-63,65	3.362.269	1.127.602	-66,46
OMAN	2.014.733	809.878	-59,80	1.763.157	691.923	-60,76
TURKEY	337.010	277.114	-17,77	478.326	607.928	27,09
UNITED ARAB EMIRATES	9.360.718	3.243.985	-65,34	8.288.147	3.256.182	-60,71
QATAR	2.255.706	1.832.818	-18,75	2.450.652	1.777.960	-27,45
BAHRAIN	2.173.325	676.430	-68,88	1.723.164	536.886	-68,84
CYPRUS	2.094.431	2.092.561	-0,09	1.717.804	1.620.666	-5,65
EGYPT	4.289.604	2.744.315	-36,02	4.050.705	2.542.416	-37,24
LIBYAN ARAB JAMAHIRIYA	15.857		-100,00	57.685		-100,00
SUDAN	5.563		-100,00	17.783		-100,00
TANZANIA, UNITED REP. OF	898.913	506.787	-43,62	881.676	500.544	-43,23
MADAGASCAR	287.155	239.083	-16,74	568.205	283.460	-50,11
KENYA	2.047.111	1.309.015	-36,06	1.966.192	1.310.035	-33,37
REUNION	607.873	1.249.400	105,54	785.941	1.249.776	59,02
EQUATORIAL GUINEA	5.637	5.956	5,65	14.142	14.500	2,53
TOGO	44.600	11.311	-74,64	30.632	18.958	-38,11
GHANA	5.900.665	3.137.394	-46,83	5.203.496	2.711.501	-47,89
LIBERIA	73.168		-100,00	56.462		-100,00
ANGOLA	2.115.426	1.848.747	-12,61	1.818.295	1.449.511	-20,28
CONGO	13.810	100.408	627,07	12.429	89.524	620,28
CAMEROON	90.727	242.616	167,41	82.071	210.799	156,85
NIGERIA	627.387	1.056.568	68,41	612.133	1.112.956	81,82
SIERRA LEONE	4		-100,00	42		-100,00
GABON	96.827		-100,00	73.589		-100,00
COTE D'IVOIRE	3.626.748	548.463	-84,88	3.123.977	401.482	-87,15
SENEGAL		77.710	-		63.132	-
GAMBIA	9.009	1.364	-84,86	18.090	5.483	-69,69
SEYCHELLES	17.072	17.544	2,76	82.670	88.478	7,03
UGANDA	429.567	191.029	-55,53	1.181.466	531.531	-55,01
DJIBOUTI	11.963		-100,00	11.218		-100,00
SOUTH AFRICA	2.768.311	3.260.563	17,78	2.512.579	2.781.655	10,71
COMOROS	11.788		-100,00	20.440		-100,00
MAURITIUS	2.357.401	1.570.033	-33,40	2.665.250	1.764.532	-33,79
MAYOTTE	8.092	2.482	-69,33	22.703	6.381	-71,89
AUSTRALIA	156.978.473	37.166.701	-76,32	70.195.680	49.620.713	-29,31
NEW ZEALAND	14.055.709	12.755.538	-9,25	14.177.044	12.641.016	-10,83
MICRONESIA, FED. STATES OF	2.211	21.800	885,96	5.148	82.866	1.509,65
GUAM	69.658	33.018	-52,60	136.596	61.696	-54,83
PALAU	11.059	8.405	-24,00	26.439	23.630	-10,63
NEW CALEDONIA	830.285	380.098	-54,22	928.927	449.045	-51,66
NORTHERN MARIANA ISLANDS	5.427	3.042	-43,95	12.805	6.256	-51,15
VANUATU	44.881	34.636	-22,83	122.660	91.914	-25,07
AMERICAN SAMOA	2.321		-100,00	5.371		-100,00

https://www.bps.go.id

TABEL 6. PERKEMBANGAN EKSPOR INDONESIA MENURUT KOMODITI DAN NEGARA TUJUAN
JANUARI-AGUSTUS 2020 DAN 2021

KOMODITI / NEGARA TUJUAN	BERAT BERSIH (KG)		PERUB	NILAI FOB (US $)		PERUB
	JAN-AGT 2020	JAN-AGT 2021	%	JAN-AGT 2020	JAN-AGT 2021	%
(1)	(2)	(3)	(4)	(5)	(6)	(7)
COOK ISLANDS	140	7.029	4.920,71	615	13.980	2.173,15
FIJI	99.041	189.663	91,50	152.581	260.200	70,53
KIRIBATI	19.050	5.155	-72,94	57.261	12.904	-77,47
SAMOA	60.911	55.856	-8,30	102.775	82.610	-19,62
SOLOMON ISLANDS	22.437	15.211	-32,20	67.121	48.457	-27,81
TONGA	4.947	5.228	5,68	31.671	28.880	-8,81
EAST TIMOR	1.269.368	974.306	-23,24	2.709.340	2.488.873	-8,14
UNITED STATES	101.576.136	50.209.559	-50,57	109.552.754	71.886.336	-34,38
CANADA	4.037.098	242.865	-93,98	5.148.071	2.575.855	-49,96
MEXICO	9.555.465	2.472.354	-74,13	8.439.815	2.271.408	-73,09
GUATEMALA	11.733.421	4.122.046	-64,87	9.877.069	3.458.305	-64,99
PANAMA	340.874	750.659	120,22	298.892	635.789	112,72
SURINAME	248.821	398.880	60,31	228.372	344.849	51,00
CHILE	883.288	1.745.378	97,60	800.338	1.602.653	100,25
VENEZUELA	88.289	20.895	-76,33	77.752	18.805	-75,81
ARGENTINA	41.835	68.049	62,66	46.019	121.980	165,07
BRAZIL	486.008	494.332	1,71	757.699	918.561	21,23
COLOMBIA	1.718.784	748.815	-56,43	1.627.495	644.322	-60,41
PARAGUAY	24.842		-100,00	43.596		-100,00
ECUADOR	4.308.552	2.328.381	-45,96	4.037.978	2.226.560	-44,86
PERU	6.001.997	4.419.171	-26,37	5.373.032	3.787.012	-29,52
TRINIDAD AND TOBAGO	6.733.441	5.907.191	-12,27	5.728.680	5.183.622	-9,51
BAHAMAS	251		-100,00	1.678		-100,00
JAMAICA	1.904.564	335.924	-82,36	1.684.957	316.197	-81,23
PUERTO RICO	1.345.085	69.994	-94,80	1.274.919	100.216	-92,14
BELIZE	38.709	90.778	134,51	37.752	80.843	114,14
DOMINICAN REPUBLIC	10.484.745	2.728.921	-73,97	9.165.084	2.476.658	-72,98
EL SALVADOR	192.833	536.579	178,26	181.832	418.038	129,90
COSTA RICA	97.297		-100,00	90.486		-100,00
HAITI	96.803		-100,00	118.353		-100,00
ANTIGUA AND BARBUDA	7		-100,00	350		-100,00
FRENCH POLYNESIA	1.074.827	1.136.128	5,70	1.252.114	1.354.622	8,19
NETHERLANDS ANTILLES	268.169	578	-99,78	240.063	5.004	-97,92
UNITED KINGDOM	25.632.388	886.657	-96,54	20.273.446	665.367	-96,72
NETHERLANDS	153.377	132.685	-13,49	2.834.666	2.429.250	-14,30
FRANCE	303.226	651.034	114,70	261.154	546.282	109,18
GERMANY, FED. REP. OF	6.876	18.112	163,42	104.911	175.011	66,82
AUSTRIA		72	-		3.744	-
BELGIUM	9.377	43.396	362,81	26.917	33.989	26,27
SWITZERLAND	26	404	1.454,50	817	11.225	1.273,63
DENMARK	15.935	6.529	-59,03	377.357	181.387	-51,93
IRELAND	567.071	269.558	-52,46	450.068	209.201	-53,52
ITALY	1.988.629	1.006	-99,95	1.375.787	2.320	-99,83
SPAIN	1.267.836	804.885	-36,52	998.573	684.535	-31,45
PORTUGAL	1.331.854	200.677	-84,93	1.043.196	170.193	-83,69
GREECE	35.352.099	29.723.728	-15,92	27.975.864	21.774.780	-22,17
HUNGARY	1.023.855		-100,00	798.607		-100,00
POLAND	14.889.241	11.113.828	-25,36	10.659.720	7.948.021	-25,44
ROMANIA	18.248	9.129	-49,97	34.308	18.315	-46,62
ALBANIA	220.844	42.223	-80,88	188.426	30.834	-83,64
KAZAKHSTAN	26.215		-100,00	81.227		-100,00
UKRAINE	890.362	301.323	-66,16	863.751	243.628	-71,79
UZBEKISTAN	12.103	1.859	-84,64	10.409	42.762	310,83
LITHUANIA	112.004		-100,00	113.124		-100,00
GEORGIA	51.797	39.294	-24,14	56.511	44.148	-21,88
CROATIA	19.490.003	486.952	-97,50	13.302.740	404.603	-96,96
MALTA	457.293	126.451	-72,35	371.475	109.843	-70,43
SLOVENIA	19.085	1.420	-92,56	16.349	10.050	-38,53
RUSSIA FEDERATION	236.436	1.136.314	380,60	745.595	3.888.588	421,54
KERTAS KHUSUS	**216.622.491**	**260.241.580**	**20,14**	**176.898.287**	**253.796.746**	**43,47**
JAPAN	160.708	222.749	38,60	114.800	137.156	19,47
HONG KONG	723.136	561.419	-22,36	618.240	548.646	-11,26
KOREA, REPUBLIC OF	114.969	488.530	324,92	188.873	456.596	141,75
TAIWAN	6.417.511	7.552.202	17,68	4.147.221	6.450.018	55,53
CHINA	8.622.451	6.833.339	-20,75	10.294.660	9.457.726	-8,13
PAPUA NEW GUINEA		8.092	-		9.277	-
THAILAND	10.603.036	15.744.185	48,49	10.476.716	15.908.566	51,85
SINGAPORE	1.268.879	2.115.172	66,70	1.418.130	2.590.881	82,70
PHILIPPINES	5.769.980	4.791.849	-16,95	5.984.660	5.794.761	-3,17
MALAYSIA	24.822.556	23.704.705	-4,50	17.283.849	20.638.188	19,41
MYANMAR	5.856.114	5.598.993	-4,39	4.265.008	4.046.021	-5,13
CAMBODIA	754.170	1.361.139	80,48	659.140	1.200.926	82,20
BRUNEI DARUSSALAM	1.010	93.544	9.161,78	1.130	79.783	6.962,51
NEPAL	16.174		-100,00	11.991		-100,00
VIET NAM	59.971.037	74.952.871	24,98	41.750.562	69.007.726	65,29
INDIA	14.269.216	17.315.726	21,35	12.214.022	17.160.944	40,50
PAKISTAN	10.126.109	16.545.240	63,39	7.053.217	13.968.044	98,04
BANGLADESH	6.664.887	3.470.997	-47,92	5.906.704	3.416.563	-42,16
SRI LANKA	3.311.736	3.261.037	-1,53	2.593.456	3.154.375	21,63
IRAQ	23.784	34.272	44,10	11.803	23.706	100,85
IRAN (ISLAMIC REPUBLIC OF)	17.110	24.304	42,05	118.872	40.655	-65,80
SAUDI ARABIA	1.189.804	1.568.474	31,83	734.464	1.576.969	114,71
ISRAEL	262.948	19.800	-92,47	217.263	10.352	-95,24
KUWAIT	73.789	206.050	179,24	100.301	247.008	146,27
JORDAN	109.528	6.816	-93,78	111.596	9.602	-91,40
LEBANON	306.843	463.594	51,08	289.767	425.602	46,88
YEMEN	5.475	96.381	1.660,44	14.187	73.167	415,73

https://www.bps.go.id

TABEL 6. PERKEMBANGAN EKSPOR INDONESIA MENURUT KOMODITI DAN NEGARA TUJUAN
JANUARI-AGUSTUS 2020 DAN 2021

KOMODITI / NEGARA TUJUAN	BERAT BERSIH (KG)		PERUB	NILAI FOB (US $)		PERUB
	JAN-AGT 2020	JAN-AGT 2021	%	JAN-AGT 2020	JAN-AGT 2021	%
(1)	(2)	(3)	(4)	(5)	(6)	(7)
OMAN		121.324	-		139.827	-
TURKEY	436.484	4.730.400	983,75	626.745	4.399.142	601,90
UNITED ARAB EMIRATES	8.264.395	9.892.782	19,70	8.112.345	10.621.768	30,93
QATAR	56.435	174.261	208,78	57.599	163.695	184,20
BAHRAIN		41.832	-		29.645	-
CYPRUS	13.950		-100,00	10.463		-100,00
EGYPT	2.162.970	1.898.404	-12,23	1.469.990	1.277.547	-13,09
LIBYAN ARAB JAMAHIRIYA	72.590		-100,00	49.790		-100,00
ETHIOPIA	1.090.287	356.042	-67,34	765.240	279.758	-63,44
TANZANIA, UNITED REP. OF	152.078	275.787	81,35	116.729	226.881	94,37
MADAGASCAR	142.924	350.972	145,57	102.529	301.925	194,48
KENYA	938.461	284.374	-69,70	544.359	233.974	-57,02
MOZAMBIQUE	100.112	207.880	107,65	100.582	202.293	101,12
TOGO	202.717	174.491	-13,92	143.011	162.063	13,32
GHANA	453.483	741.134	63,43	332.585	731.149	119,84
LIBERIA	19.093		-100,00	13.427		-100,00
GUINEA	22.074		-100,00	15.142		-100,00
ANGOLA	36.241	66.487	83,46	26.089	48.165	84,61
CONGO	18.331	54.419	196,88	11.880	35.804	201,37
CAMEROON	257.135	157.612	-38,70	190.894	125.600	-34,20
NIGERIA	7.173.457	11.487.020	60,13	4.969.285	9.672.321	94,64
SIERRA LEONE	19.693	59.291	201,07	14.079	51.642	266,81
COTE D'IVOIRE	62.098	454	-99,27	53.834	1.969	-96,34
SENEGAL	141.883	194.081	36,79	97.267	219.885	126,06
BENIN	133.534	18.369	-86,24	99.719	25.166	-74,76
GAMBIA	48.336		-100,00	35.129		-100,00
UGANDA	63.472		-100,00	46.325		-100,00
DJIBOUTI	365.439	278.589	-23,77	235.223	216.253	-8,06
SOUTH AFRICA	1.578.173	3.627.457	129,85	1.498.102	4.205.939	180,75
ZIMBABWE	32.826	181.797	453,83	16.413	139.981	752,88
MALAWI	36.316		-100,00	17.432		-100,00
MAURITIUS	87.643	104.797	19,57	78.763	114.429	45,28
RWANDA	23.066		-100,00	16.838		-100,00
DEMOCRATIC REP. OF THE CONGO		18.331	-		14.851	-
AUSTRALIA	1.927.267	3.447.313	78,87	2.398.035	4.008.016	67,14
NEW ZEALAND	52.660	209.051	296,98	85.750	336.536	292,46
EAST TIMOR		2.615	-		3.138	-
UNITED STATES	9.637.698	6.994.013	-27,43	8.670.341	7.624.746	-12,06
CANADA	662.209	454.297	-31,40	509.697	476.537	-6,51
MEXICO	501.708	2.037.442	306,10	379.143	1.936.647	410,80
GUATEMALA	34.849	244.857	602,63	34.654	242.886	600,89
HONDURAS	306.452	99.047	-67,68	378.054	151.128	-60,02
NICARAGUA	369.966	345.557	-6,60	259.393	322.635	24,38
PANAMA	44.844	95.699	113,40	31.302	85.110	171,89
SURINAME	10.577		-100,00	21.387		-100,00
CHILE	109.983	142.132	29,23	171.010	218.742	27,91
VENEZUELA	36.478	401.687	1.001,19	60.235	345.118	472,95
ARGENTINA	418.644	179.239	-57,19	445.565	300.855	-32,48
BRAZIL	291.143	406.129	39,49	197.283	303.014	53,59
COLOMBIA	238.227	238.421	0,08	128.871	202.481	57,12
URUGUAY	12.109	21.969	81,43	22.820	37.154	62,81
PARAGUAY	73.560	12.753	-82,66	53.360	18.900	-64,58
ECUADOR	806.351	1.205.567	49,51	565.424	1.105.212	95,47
PERU	1.341.520	800.529	-40,33	1.028.139	913.261	-11,17
TRINIDAD AND TOBAGO	24.172	24.585	1,71	16.622	17.720	6,61
JAMAICA	173.677	279.111	60,71	136.279	241.407	77,14
DOMINICAN REPUBLIC	538.991	213.640	-60,36	407.243	195.294	-52,04
EL SALVADOR	139.436	206.797	48,31	116.537	206.472	77,17
COSTA RICA	200.866	500.392	149,12	148.809	429.430	188,58
UNITED KINGDOM	258.707	409.131	58,14	348.527	630.876	81,01
NETHERLANDS	168.056	7.832	-95,34	115.959	9.646	-91,68
FRANCE	48.603	48.944	0,70	48.381	51.940	7,35
GERMANY, FED. REP. OF	57.883	24.121	-58,33	74.884	39.756	-46,91
BELGIUM	3.329.281	5.793.972	74,03	4.229.770	8.184.781	93,50
DENMARK	17.815	14.969	-15,97	30.759	23.841	-22,49
IRELAND	34.330	51.501	50,02	61.535	100.281	62,97
ITALY	106.325	52.390	-50,73	198.217	90.022	-54,58
SPAIN	1.757.859	2.693.657	53,24	2.019.526	3.293.558	63,09
PORTUGAL	90.310	188.315	108,52	74.667	228.584	206,14
GREECE	793.349	1.018.822	28,42	675.752	1.039.205	53,79
POLAND	46.646	623.217	1.236,05	115.401	780.834	576,63
ROMANIA	9.972	24.501	145,71	15.786	44.490	181,83
BULGARIA	293.884	42.136	-85,66	254.871	45.335	-82,21
ALBANIA	19.689		-100,00	30.435		-100,00
UKRAINE	651.475	741.592	13,83	707.232	845.688	19,58
LITHUANIA	1.342.754	68.708	-94,88	1.131.860	77.196	-93,18
ESTONIA	38.655		-100,00	36.171		-100,00
GEORGIA	98.350	117.343	19,31	93.293	142.642	52,90
CROATIA	644.929	630.532	-2,23	537.867	661.454	22,98
SLOVENIA	928.146	2.049.182	120,78	1.184.294	2.785.470	135,20
CZECH REPUBLIC	1		-100,00	0		-100,00
RUSSIA FEDERATION	2.263.429	4.538.010	100,49	2.198.707	4.923.782	123,94
BARANG DARI KERTAS DAN PAPAN KERTAS LAINNYA	**137.523.607**	**127.772.816**	**-7,09**	**177.776.039**	**184.336.804**	**3,69**
JAPAN	9.427.743	9.899.572	5,00	13.441.755	14.138.663	5,18
HONG KONG	216.816	300.320	38,51	872.993	880.392	0,85
KOREA, REPUBLIC OF	2.328.133	2.802.428	20,37	2.606.085	3.094.927	18,76

https://www.bps.go.id

TABEL 6. PERKEMBANGAN EKSPOR INDONESIA MENURUT KOMODITI DAN NEGARA TUJUAN
JANUARI-AGUSTUS 2020 DAN 2021

KOMODITI / NEGARA TUJUAN	BERAT BERSIH (KG)		PERUB	NILAI FOB (US $)		PERUB
	JAN-AGT 2020	JAN-AGT 2021	%	JAN-AGT 2020	JAN-AGT 2021	%
(1)	(2)	(3)	(4)	(5)	(6)	(7)
TAIWAN	8.394.600	6.501.457	-22,55	5.736.898	4.793.178	-16,45
CHINA	128.580	194.822	51,52	197.302	228.047	15,58
MONGOLIA		419	-		576	-
PAPUA NEW GUINEA	150.672	230.545	53,01	332.215	408.395	22,93
THAILAND	6.874.260	7.357.871	7,04	10.286.972	13.190.842	28,23
SINGAPORE	5.926.820	4.959.412	-16,32	1.957.481	2.269.538	15,94
PHILIPPINES	2.129.404	2.393.759	12,41	3.718.782	4.809.993	29,34
MALAYSIA	3.248.055	4.517.371	39,08	4.552.411	8.087.539	77,65
MYANMAR	2.071.595	224.037	-89,19	2.322.546	302.904	-86,96
CAMBODIA	188.560	160.700	-14,78	249.722	238.869	-4,35
BRUNEI DARUSSALAM	46.391	48.228	3,96	76.858	74.701	-2,81
LAO PEOPLE'S DEM. REP.	20		-100,00	458		-100,00
NEPAL		31.292	-		40.566	-
VIET NAM	1.655.563	4.031.620	143,52	2.669.690	7.391.993	176,89
MALDIVES	8.612	154	-98,21	19.077	2.329	-87,79
INDIA	770.114	1.031.116	33,89	1.122.467	1.526.308	35,98
PAKISTAN	1.393.856	1.426.998	2,38	1.812.217	2.831.873	56,27
BANGLADESH	3.995	38.487	863,37	36.620	45.231	23,51
SRI LANKA	777.681	718.586	-7,60	1.135.651	1.176.185	3,57
IRAQ	8.268.398	2.014.072	-75,64	9.105.665	2.842.258	-68,79
IRAN (ISLAMIC REPUBLIC OF)	44.604	6	-99,99	63.047	56	-99,91
SAUDI ARABIA	10.678.739	5.004.779	-53,13	15.121.493	7.147.602	-52,73
ISRAEL	175.741	68.669	-60,93	250.215	97.964	-60,85
KUWAIT	719.765	522.133	-27,46	1.102.470	802.684	-27,19
JORDAN	73.974	15.923	-78,47	102.958	20.087	-80,49
LEBANON	295.122	380.610	28,97	410.524	541.378	31,87
YEMEN	2.340.430	2.545.332	8,75	3.138.717	3.437.079	9,51
OMAN	1.301.344	1.044.760	-19,72	1.747.610	1.347.699	-22,88
TURKEY	2.997.270	3.391.191	13,14	3.271.334	3.985.091	21,82
UNITED ARAB EMIRATES	7.294.439	6.398.404	-12,28	9.614.691	9.414.589	-2,08
QATAR	1.671.264	1.238.575	-25,89	2.647.017	1.994.334	-24,66
BAHRAIN	368.926	274.844	-25,50	587.453	389.648	-33,67
CYPRUS	124.946	108.281	-13,34	186.405	151.458	-18,75
EGYPT	1.020.824	589.395	-42,26	1.130.076	705.276	-37,59
LIBYAN ARAB JAMAHIRIYA	3.131.962	929.171	-70,33	2.872.017	911.990	-68,25
MOROCCO	14.081	11.661	-17,18	21.634	22.759	5,20
TUNISIA		8.610	-		17.938	-
SUDAN	16.782	233.545	1.291,63	32.132	144.161	348,65
ERITREA	57.464		-100,00	71.914		-100,00
ETHIOPIA	5.754.106	2.767.707	-51,90	7.290.986	3.543.153	-51,40
TANZANIA, UNITED REP. OF	358.901	210.219	-41,43	439.434	280.114	-36,26
MADAGASCAR	2.520.207	1.759.980	-30,17	2.752.094	1.867.167	-32,15
SOMALIA	1.064.824	743.610	-30,17	1.286.940	900.195	-30,05
KENYA	178.259	491.632	175,80	277.603	1.451.212	422,76
REUNION	31.199	38.035	21,91	81.036	98.630	21,71
MOZAMBIQUE	29.488	120.176	307,55	37.396	179.835	380,89
TOGO	3.868.968	3.710.820	-4,09	3.783.693	3.814.475	0,81
GHANA	721.612	961.041	33,18	1.008.865	1.300.931	28,95
LIBERIA	30.937	16.051	-48,12	42.987	23.500	-45,33
GUINEA	1.400.101	1.762.744	25,90	1.292.764	1.596.377	23,49
ANGOLA	37.223	596.111	1.501,46	36.066	488.836	1.255,41
CONGO	3.743.613	2.859.870	-23,61	4.523.110	3.215.861	-28,90
CAMEROON	1.085.144	267.573	-75,34	1.148.603	360.826	-68,59
NIGERIA	280.147	468.581	67,26	413.135	724.945	75,47
SIERRA LEONE	568.242	665.039	17,03	644.705	703.483	9,12
GABON	215.689	31.060	-85,60	275.265	41.546	-84,91
COTE D'IVOIRE	688.287	1.106.339	60,74	897.603	1.519.506	69,28
SENEGAL	398.141	135.774	-65,90	519.421	214.580	-58,69
MAURITANIA	64.064	422.915	560,15	100.741	430.592	327,43
BENIN	2.312.370	2.670.851	15,50	2.271.285	2.658.107	17,03
GUINEA BISSAU	19.550	90.411	362,47	24.221	94.296	289,32
GAMBIA	15.708	217.594	1.285,24	20.855	233.510	1.019,70
DJIBOUTI	1.197.012	3.163.819	164,31	1.450.355	4.004.077	176,08
SOUTH AFRICA	1.894.445	3.274.208	72,83	2.626.039	4.655.875	77,30
MALAWI	24.078		-100,00	30.976		-100,00
MAURITIUS	57.058	148.209	159,75	79.718	214.552	169,14
MAYOTTE		278	-		4.130	-
DEMOCRATIC REP. OF THE CONGO	20.278	213.406	952,42	45.716	287.191	528,20
AUSTRALIA	3.745.345	5.143.469	37,33	8.584.627	12.815.539	49,28
NEW ZEALAND	1.487.120	1.100.421	-26,00	2.090.694	2.125.875	1,68
GUAM		199	-		70	-
NEW CALEDONIA	20.510	20.079	-2,10	40.644	42.733	5,14
WALLIS AND FUTUNA ISLANDS	35		-100,00	110		-100,00
FIJI	138.644		-100,00	47.335		-100,00
EAST TIMOR	335.519	285.640	-14,87	299.134	314.660	5,19
UNITED STATES	6.204.502	7.143.444	15,13	8.138.290	9.219.611	13,29
CANADA	1.305.173	1.022.161	-21,68	2.046.462	1.691.246	-17,36
MEXICO	1.200.564	2.654.966	121,14	1.547.454	3.395.728	119,44
GUATEMALA	83.902	202.818	141,73	106.833	263.938	147,06
NICARAGUA	92.565	93.425	0,93	119.261	127.009	6,50
PANAMA		9.840	-		12.707	-
SURINAME	114.458	71.077	-37,90	189.989	118.940	-37,40
CHILE	54.151	80.188	48,08	246.186	678.132	175,45
ARGENTINA	31.819	50.771	59,56	43.509	84.763	94,82
BRAZIL	155	262.527	169.076,03	1.763	797.958	45.152,65
COLOMBIA	343.900	891.767	159,31	418.015	1.049.415	151,05
URUGUAY		23.860	-		34.347	-
PARAGUAY		39.326	-		46.273	-

https://www.bps.go.id

TABEL 6. PERKEMBANGAN EKSPOR INDONESIA MENURUT KOMODITI DAN NEGARA TUJUAN
JANUARI-AGUSTUS 2020 DAN 2021

KOMODITI / NEGARA TUJUAN	BERAT BERSIH (KG)		PERUB	NILAI FOB (US $)		PERUB
	JAN-AGT 2020	JAN-AGT 2021	%	JAN-AGT 2020	JAN-AGT 2021	%
(1)	(2)	(3)	(4)	(5)	(6)	(7)
ECUADOR	180.592	75.515	-58,18	303.146	125.107	-58,73
PERU	85.266	44.012	-48,38	270.769	52.002	-80,79
GUYANA		23.918	-		37.277	-
TRINIDAD AND TOBAGO	16.545	5.815	-64,85	119.462	57.735	-51,67
JAMAICA	5	78	1.460,00	327	71	-78,36
PUERTO RICO		42.783	-		69.570	-
DOMINICAN REPUBLIC	179.166	68.700	-61,66	222.975	98.383	-55,88
EL SALVADOR	261.709	137.850	-47,33	1.119.637	428.131	-61,76
COSTA RICA	48.428	93.418	92,90	65.891	123.677	87,70
HAITI	107.559	296.728	175,87	126.142	399.126	216,41
FRENCH POLYNESIA		5	-		70	-
NETHERLANDS ANTILLES	8		-100,00	327		-100,00
SAINT LUCIA	450		-100,00	1.665		-100,00
GUADELOUPE	26		-100,00	23		-100,00
VIRGIN ISLANDS (BRITISH)		242	-		3.900	-
UNITED KINGDOM	644.602	665.541	3,25	1.465.568	1.487.664	1,51
NETHERLANDS	846.815	1.050.041	24,00	1.449.642	1.979.688	36,56
FRANCE	384.277	414.989	7,99	983.865	1.032.000	4,89
GERMANY, FED. REP. OF	706.726	781.379	10,56	2.034.082	2.641.574	29,87
AUSTRIA	3.552	4.738	33,41	18.353	21.592	17,65
BELGIUM	158.713	138.305	-12,86	767.212	458.789	-40,20
SWITZERLAND	5.865	13.139	124,04	38.262	91.461	139,04
DENMARK	72.237	21.266	-70,56	257.520	91.717	-64,38
NORWAY	6.151	163	-97,34	11.059	2.098	-81,03
SWEDEN	121.676	59.708	-50,93	290.722	139.002	-52,19
FINLAND	10.394	6.766	-34,91	23.264	15.698	-32,52
IRELAND	1.165.878	869.659	-25,41	1.774.032	1.444.013	-18,60
ITALY	185.333	234.866	26,73	421.717	1.002.621	137,75
SPAIN	568.499	881.276	55,02	1.029.669	1.873.698	81,97
PORTUGAL	14.364	28.591	99,04	60.138	151.725	152,30
GREECE	27.895	74.120	165,72	55.200	186.467	237,80
HUNGARY		30	-		179	-
POLAND	404.028	462.156	14,39	629.355	822.457	30,68
ROMANIA	1.267	0	-99,99	3.899	5	-99,87
BULGARIA	384.613	475.063	23,52	514.519	668.941	30,01
ALBANIA	196.402	165.184	-15,89	232.469	226.427	-2,60
TAJIKISTAN		269.892	-		278.439	-
UKRAINE	16.543	31.522	90,54	28.338	52.098	83,84
LITHUANIA		1.467	-		6.402	-
GEORGIA	41.658	694	-98,34	69.038	1.325	-98,08
CROATIA	280.977	415.094	47,73	366.489	583.274	59,15
MALTA	4.767	10	-99,79	12.878	260	-97,98
SLOVAKIA	42		-100,00	218.000		-100,00
SLOVENIA	50.848	6.692	-86,84	72.520	44.593	-38,51
CZECH REPUBLIC	29.727	7.531	-74,67	440.859	36.563	-91,71
REP. OF MACEDONIA	5.928	8.220	38,66	11.654	11.158	-4,26
RUSSIA FEDERATION	228.520	236.461	3,47	317.861	356.287	12,09
KERTAS DAN PAPAN KERTAS BERGELOMBANG	**1.102.602.113**	**779.909.832**	**-29,27**	**404.797.056**	**394.717.007**	**-2,49**
JAPAN	990.774	177.723	-82,06	953.219	165.472	-82,64
HONG KONG	119.817		-100,00	37.734		-100,00
KOREA, REPUBLIC OF	1.281.142	6.371.714	397,35	1.334.412	5.229.748	291,91
TAIWAN	14.216.933	21.936.681	54,30	7.216.915	13.773.442	90,85
CHINA	940.626.805	535.649.154	-43,05	324.799.259	252.215.590	-22,35
PAPUA NEW GUINEA	123.729		-100,00	54.722		-100,00
THAILAND	24.254.299	37.562.452	54,87	10.682.526	21.145.479	97,94
SINGAPORE	4.802.466	12.186.117	153,75	2.174.862	5.762.137	164,94
PHILIPPINES	7.244.760	7.310.443	0,91	3.431.892	4.572.077	33,22
MALAYSIA	37.484.689	80.045.122	113,54	15.246.680	41.068.327	169,36
MYANMAR	2.048.323	620.595	-69,70	915.721	364.786	-60,16
CAMBODIA	3.230.215	3.992.117	23,59	1.118.657	2.251.485	101,27
VIET NAM	16.681.113	33.091.820	98,38	9.249.757	20.467.750	121,28
INDIA	1.820.870	3.586.899	96,99	1.434.618	2.781.752	93,90
PAKISTAN	983.499	777.723	-20,92	399.675	429.230	7,39
BANGLADESH	159.920	101.241	-36,69	139.147	115.745	-16,82
SRI LANKA	271.705	701.301	158,11	171.244	527.586	208,09
IRAQ	24.192		-100,00	23.385		-100,00
SAUDI ARABIA	20.723.599	10.718.275	-48,28	10.427.900	6.649.702	-36,23
KUWAIT		842.076	-		545.133	-
JORDAN	191.908	242.345	26,28	183.862	252.202	37,17
LEBANON		131.376	-		124.774	-
YEMEN	540.149		-100,00	288.862		-100,00
OMAN	491.752	149.648	-69,57	263.367	99.194	-62,34
TURKEY	327.847	2.697.098	722,67	312.028	2.179.394	598,46
UNITED ARAB EMIRATES	13.275.066	8.131.889	-38,74	6.885.588	5.258.546	-23,63
QATAR	25.204	281.003	1.014,91	24.341	220.493	805,86
BAHRAIN		51.408	-		50.738	-
EGYPT		74.410	-		63.800	-
SUDAN		284.877	-		145.312	-
ETHIOPIA	187.568		-100,00	122.419		-100,00
TANZANIA, UNITED REP. OF	118.360	563.100	375,75	87.419	422.522	383,33
MADAGASCAR	47.475	524.842	1.005,52	18.411	286.962	1.458,68
KENYA	41.071	618.779	1.406,61	33.409	458.259	1.271,68
MOZAMBIQUE	245.032		-100,00	146.544		-100,00
GHANA	1.320.862	1.722.981	30,44	697.031	1.092.845	56,79
GUINEA	17.035		-100,00	19.153		-100,00
NIGERIA	1.694.610	215.669	-87,27	601.469	158.690	-73,62

https://www.bps.go.id

TABEL 6. PERKEMBANGAN EKSPOR INDONESIA MENURUT KOMODITI DAN NEGARA TUJUAN
JANUARI-AGUSTUS 2020 DAN 2021

KOMODITI / NEGARA TUJUAN	BERAT BERSIH (KG)		PERUB	NILAI FOB (US $)		PERUB
	JAN-AGT 2020	JAN-AGT 2021	%	JAN-AGT 2020	JAN-AGT 2021	%
(1)	(2)	(3)	(4)	(5)	(6)	(7)
COTE D'IVOIRE		785.714	-		543.135	-
SENEGAL	23.604	141.988	501,53	36.115	94.739	162,33
BENIN	100.812		-100,00	30.740		-100,00
DJIBOUTI	179.044	407.885	127,81	32.359	197.733	511,07
SOUTH AFRICA	827.292	195.307	-76,39	559.058	209.942	-62,45
ZAMBIA		195.430	-		97.249	-
MAURITIUS	888.093	517.748	-41,70	360.575	361.033	0,13
AUSTRALIA	1.037.233	3.121.492	200,94	956.890	1.943.311	103,09
NEW ZEALAND	263.175	488.274	85,53	371.211	461.111	24,22
FIJI	190.598	11.988	-93,71	76.090	9.111	-88,03
EAST TIMOR	20		-100,00	4		-100,00
UNITED STATES	538.478		-100,00	148.870		-100,00
CANADA	495.312	333.652	-32,64	500.431	318.579	-36,34
MEXICO	22.350	1.370.793	6.033,30	22.813	722.044	3.065,03
GUATEMALA	244.372		-100,00	122.636		-100,00
PANAMA		24.416	-		24.467	-
SURINAME	7.950		-100,00	9.257		-100,00
VENEZUELA	47.413		-100,00	46.560		-100,00
BRAZIL	25.586		-100,00	24.860		-100,00
COLOMBIA	24.254		-100,00	26.754		-100,00
PARAGUAY	4.934		-100,00	7.125		-100,00
ECUADOR	15.827		-100,00	20.439		-100,00
PERU	107.238	22.053	-79,44	129.724	24.349	-81,23
EL SALVADOR	131.319	310.901	136,75	70.335	178.723	154,10
HAITI	7.436		-100,00	11.483		-100,00
UNITED KINGDOM	285.327		-100,00	348.728		-100,00
FRANCE		3	-		166	-
IRELAND	191.616	97.953	-48,88	180.153	92.894	-48,44
ITALY	978.444	123.776	-87,35	876.179	156.374	-82,15
SPAIN	216.747	61.035	-71,84	187.345	64.440	-65,60
PORTUGAL	59.051	132.834	124,95	68.618	152.273	121,91
BULGARIA	48.800	22.981	-52,91	48.268	17.909	-62,90
GEORGIA		23.762	-		28.934	-
SLOVENIA	26.998	158.969	488,82	27.210	139.317	412,00
KEMASAN DAN KOTAK DARI KERTAS DAN KARTON	**44.813.912**	**44.479.723**	**-0,75**	**104.259.737**	**104.098.472**	**-0,15**
JAPAN	1.777.332	2.083.475	17,22	2.397.091	3.484.113	45,35
HONG KONG	138.326	92.350	-33,24	630.950	283.199	-55,12
KOREA, REPUBLIC OF	489.451	256.106	-47,67	1.372.053	751.754	-45,21
TAIWAN	3.298.577	3.620.755	9,77	14.831.271	16.174.863	9,06
CHINA	218.643	82.507	-62,26	790.210	298.452	-62,23
PAPUA NEW GUINEA	49.559	31.134	-37,18	135.068	77.534	-42,60
THAILAND	1.473.683	668.177	-54,66	1.222.343	826.397	-32,39
SINGAPORE	4.276.741	3.310.487	-22,59	5.597.551	6.237.738	11,44
PHILIPPINES	4.765.265	4.628.530	-2,87	10.226.399	9.452.677	-7,57
MALAYSIA	216.831	235.032	8,39	438.407	318.224	-27,41
MYANMAR	240.106	84.366	-64,86	1.442.911	692.800	-51,99
CAMBODIA	1	743	74.206,00	1	1.478	147.681,00
BRUNEI DARUSSALAM	80.971	179.388	121,55	115.509	173.169	49,92
LAO PEOPLE'S DEM. REP.	88		-100,00	179		-100,00
NEPAL		1.410	-		11.544	-
VIET NAM	158.542	100.947	-36,33	324.814	281.633	-13,29
MALDIVES	80	774	862,06	1.386	2.797	101,82
INDIA	3.353	1.200	-64,22	101.305	12.572	-87,59
PAKISTAN	127	266	109,87	789	2.038	158,17
BANGLADESH	417.551	398.196	-4,64	511.133	378.993	-25,85
SRI LANKA	81	1	-99,38	164	0	-99,78
IRAQ		490	-		2.744	-
SAUDI ARABIA	53.258	50.274	-5,60	96.362	119.943	24,47
ISRAEL		3	-		700	-
LEBANON		235	-		235	-
YEMEN	1.600		-100,00	2.000		-100,00
OMAN	675	35.767	5.198,84	540	62.182	11.415,11
TURKEY		92	-		1.337	-
UNITED ARAB EMIRATES	93.971	115.866	23,30	285.216	342.564	20,11
QATAR	146	3.294	2.156,01	367	5.716	1.458,42
BAHRAIN		581	-		1.842	-
CYPRUS	2		-100,00	10		-100,00
EGYPT	6.639	40.221	505,85	22.671	95.696	322,10
MOROCCO	202		-100,00	136		-100,00
SUDAN	4	838	20.759,68	992	14.742	1.385,37
ETHIOPIA		2.597	-		7.201	-
MADAGASCAR	163.170	218.687	34,02	126.428	175.486	38,80
KENYA		1.673	-		20.479	-
REUNION	7.082	249	-96,48	11.995	4.005	-66,61
MOZAMBIQUE	40.795		-100,00	59.107		-100,00
TOGO	5.336	26.132	389,73	8.857	44.505	402,50
GHANA	382.675	260.630	-31,89	463.693	345.806	-25,42
LIBERIA	8.721	67.023	668,52	6.777	52.083	668,52
GUINEA	19.427	3.304	-82,99	31.420	6.317	-79,90
ANGOLA	69.427	199	-99,71	53.229	6.677	-87,46
CONGO	39.675	64.887	63,55	30.654	52.894	72,55
CAMEROON	30.469	44	-99,86	43.203	165	-99,62
NIGERIA	41.437	84.270	103,37	124.123	407.012	227,91
COTE D'IVOIRE	12.223		-100,00	18.042		-100,00
SENEGAL	6.451	16.935	162,51	11.713	34.020	190,45
MAURITANIA		997	-		1.806	-

https://www.bpsntb.id

TABEL 6. PERKEMBANGAN EKSPOR INDONESIA MENURUT KOMODITI DAN NEGARA TUJUAN
JANUARI-AGUSTUS 2020 DAN 2021

KOMODITI / NEGARA TUJUAN	BERAT BERSIH (KG)		PERUB	NILAI FOB (US $)		PERUB
	JAN-AGT 2020	JAN-AGT 2021	%	JAN-AGT 2020	JAN-AGT 2021	%
(1)	(2)	(3)	(4)	(5)	(6)	(7)
BURKINA FASO	440		-100,00	750		-100,00
GAMBIA		3.862	-		7.920	-
SEYCHELLES		3.613	-		12.085	-
CENTRAL AFRICAN REPUBLIC	3.768		-100,00	2.886		-100,00
DJIBOUTI	2.994	2.896	-3,30	11.102	12.152	9,46
SOUTH AFRICA	77.092	180.804	134,53	161.343	413.929	156,55
MAURITIUS	5.760	5.740	-0,35	20.636	21.801	5,64
AUSTRALIA	3.775.610	5.308.815	40,61	6.462.050	9.455.467	46,32
NEW ZEALAND	496.661	333.200	-32,91	1.649.465	806.962	-51,08
NEW CALEDONIA	3.683	10.584	187,38	14.698	34.528	134,92
VANUATU	11		-100,00	11		-100,00
FIJI		17.113	-		15.149	-
EAST TIMOR	362.658	285.348	-21,32	255.913	305.003	19,18
UNITED STATES	19.194.084	19.485.820	1,52	45.117.220	44.379.159	-1,64
CANADA	223.196	138.079	-38,14	448.488	291.261	-35,06
MEXICO		40	-		20	-
PANAMA	35.670	8.488	-76,20	101.275	20.774	-79,49
CHILE	110	40.460	36.822,38	1.337	82.852	6.098,06
ARGENTINA		467	-		16.750	-
BRAZIL	32.210	4.791	-85,13	946.291	26.769	-97,17
COLOMBIA	8.096	6.243	-22,89	22.871	19.033	-16,78
BOLIVIA		10	-		390	-
ECUADOR	163	609	274,97	10.581	45.676	331,70
PERU	16		-100,00	78		-100,00
JAMAICA	150		-100,00	225		-100,00
PUERTO RICO	50		-100,00	35		-100,00
COSTA RICA	73	152	109,66	430	441	2,44
BARBADOS	50		-100,00	1.252		-100,00
BERMUDA	100		-100,00	396		-100,00
FRENCH POLYNESIA	1.376	1	-99,93	8.281	91	-98,90
NETHERLANDS ANTILLES	1		-100,00	367		-100,00
GUADELOUPE	25		-100,00	417		-100,00
VIRGIN ISLANDS (BRITISH)		70	-		634	-
UNITED KINGDOM	102.416	19.374	-81,08	374.235	118.168	-68,42
NETHERLANDS	887.750	779.513	-12,19	2.677.331	2.505.857	-6,40
FRANCE	78.747	66.326	-15,77	381.739	257.664	-32,50
GERMANY, FED. REP. OF	186.611	168.045	-9,95	1.538.093	991.011	-35,57
AUSTRIA	166		-100,00	907		-100,00
BELGIUM	3.025	7.607	151,44	7.872	29.704	277,35
SWITZERLAND	2	91	4.470,71	56	3.719	6.543,85
DENMARK	11.276	23.742	110,54	112.093	233.007	107,87
NORWAY	8.907	2.914	-67,28	35.090	14.049	-59,96
SWEDEN	720	1.192	65,61	7.169	21.813	204,26
FINLAND	46.848	33.557	-28,37	148.904	124.052	-16,69
IRELAND	3.838	16.847	338,97	8.219	32.147	291,13
ITALY	186.005	130.961	-29,59	595.205	544.034	-8,60
SPAIN	310.864	476.035	53,13	1.095.062	1.578.377	44,14
PORTUGAL	100		-100,00	763		-100,00
GREECE	61.682	56.357	-8,63	122.037	111.036	-9,01
HUNGARY	92	321	248,91	210	448	113,43
POLAND	52.792	9.641	-81,74	311.414	84.517	-72,86
ROMANIA	3.867	15	-99,60	12.491	800	-93,60
BELARUS	0		-100,00	0		-100,00
KYRGYZSTAN		57	-		2.155	-
UKRAINE	1.611		-100,00	4.628		-100,00
UZBEKISTAN	50.139	33.426	-33,33	37.448	54.138	44,57
LITHUANIA	6	3	-45,45	82	40	-51,33
LATVIA	2.105		-100,00	4.928		-100,00
CROATIA	92		-100,00	167		-100,00
MALTA	1		-100,00	22		-100,00
SLOVAKIA		3.030	-		5.557	-
SLOVENIA	503	319	-36,53	3.411	2.366	-30,62
CZECH REPUBLIC	208	1.910	818,33	2.666	86.029	3.127,26
REP. OF MACEDONIA		39.624	-		55.906	-
RUSSIA FEDERATION	801	481	-40,03	2.028	4.899	141,54
KERTAS BUDAYA	**18.211.473**	**16.016.165**	**-12,05**	**8.335.194**	**7.826.990**	**-6,10**
JAPAN	29		-100,00	120		-100,00
HONG KONG	1.066.355	1.019.773	-4,37	617.380	652.359	5,67
KOREA, REPUBLIC OF		69.080	-		18.891	-
TAIWAN		1	-		13	-
CHINA	499.501	438.627	-12,19	176.686	221.217	25,20
MACAU	47.350	96.259	103,29	23.443	49.049	109,23
PAPUA NEW GUINEA		135	-		865	-
THAILAND	245.169	6	-100,00	118.379	105	-99,91
SINGAPORE	12.107	1.923.354	15.786,30	9.222	438.670	4.656,57
PHILIPPINES		2.290.537	-		1.238.243	-
MALAYSIA	9.663.881	4.242.761	-56,10	4.160.280	2.162.820	-48,01
MYANMAR		781.032	-		523.226	-
CAMBODIA	96.753		-100,00	44.395		-100,00
VIET NAM	5.056.489	3.295.030	-34,84	2.501.152	1.492.200	-40,34
MALDIVES		50	-		2.863	-
INDIA	688.884	1.447.994	110,19	299.665	762.950	154,60
SRI LANKA	0		-100,00	0		-100,00
GUINEA		98.971	-		55.697	-
SENEGAL	2.383	8	-99,68	3.360	28	-99,18
MAURITIUS	739.915		-100,00	303.748		-100,00
NEW CALEDONIA	43.402	282.861	551,72	21.324	171.936	706,32

https://www.bps.go.id

TABEL 6. PERKEMBANGAN EKSPOR INDONESIA MENURUT KOMODITI DAN NEGARA TUJUAN
JANUARI-AGUSTUS 2020 DAN 2021

KOMODITI / NEGARA TUJUAN	BERAT BERSIH (KG)		PERUB	NILAI FOB (US $)		PERUB
	JAN-AGT 2020	JAN-AGT 2021	%	JAN-AGT 2020	JAN-AGT 2021	%
(1)	(2)	(3)	(4)	(5)	(6)	(7)
EAST TIMOR	5.104		-100,00	6.454		-100,00
UNITED STATES	44.147	29.685	-32,76	49.511	35.831	-27,63
NETHERLANDS		2	-		28	-
GERMANY, FED. REP. OF	4		-100,00	76		-100,00
KERTAS LAINNYA	**1.851.153.790**	**1.974.159.922**	**6,64**	**1.228.427.824**	**1.413.601.316**	**15,07**
JAPAN	192.925.434	208.969.703	8,32	171.166.203	183.481.553	7,19
HONG KONG	9.497.874	10.066.255	5,98	8.151.165	8.094.271	-0,70
KOREA, REPUBLIC OF	60.139.767	68.630.341	14,12	38.771.583	45.779.063	18,07
TAIWAN	63.276.075	56.560.476	-10,61	44.545.350	41.952.841	-5,82
CHINA	496.621.630	673.384.442	35,59	255.768.620	449.624.878	75,79
PAPUA NEW GUINEA	480.150	572.363	19,20	461.191	539.063	16,89
THAILAND	26.358.138	34.663.727	31,51	18.980.977	26.405.193	39,11
SINGAPORE	28.591.922	21.424.194	-25,07	24.316.477	16.269.363	-33,09
PHILIPPINES	86.274.258	170.513.762	97,64	56.700.591	115.089.818	102,98
MALAYSIA	102.780.880	106.844.379	3,95	72.973.209	79.900.686	9,49
MYANMAR	57.521.999	13.778.682	-76,05	34.290.091	8.707.646	-74,61
CAMBODIA	2.543.172	3.430.859	34,90	2.097.904	2.494.079	18,88
BRUNEI DARUSSALAM	706.176	859.961	21,78	543.034	642.665	18,35
NEPAL	2.273.262	2.772.104	21,94	1.384.006	1.622.328	17,22
VIET NAM	80.563.308	109.712.439	36,18	57.190.196	79.733.418	39,42
MALDIVES	303.006	291.017	-3,96	241.293	242.020	0,30
INDIA	64.121.876	36.552.873	-42,99	39.078.143	23.944.352	-38,73
PAKISTAN	32.799.632	37.189.236	13,38	23.120.779	26.060.793	12,72
BANGLADESH	4.570.669	4.185.818	-8,42	4.045.858	3.694.598	-8,68
SRI LANKA	18.348.107	13.978.435	-23,82	11.359.491	9.625.719	-15,26
AFGHANISTAN	99.889		-100,00	69.442		-100,00
IRAQ	4.199.894	6.314.519	50,35	3.206.745	4.650.591	45,03
IRAN (ISLAMIC REPUBLIC OF)	33.513		-100,00	82.919		-100,00
SAUDI ARABIA	45.121.606	26.390.069	-41,51	33.039.871	20.519.533	-37,89
ISRAEL	366.429	609.057	66,21	262.195	399.180	52,25
KUWAIT	3.658.824	2.836.340	-22,48	2.437.453	2.037.062	-16,43
JORDAN	2.704.626	2.102.220	-22,27	1.965.244	1.465.782	-25,41
LEBANON	17.385.120	5.639.360	-67,56	10.954.746	3.970.341	-63,76
YEMEN	2.654.116	3.120.393	17,57	2.081.843	2.296.801	10,33
OMAN	4.863.318	2.596.053	-46,62	4.914.810	1.877.200	-61,81
TURKEY	19.849.686	13.508.051	-31,95	10.619.801	8.568.294	-19,32
UNITED ARAB EMIRATES	63.176.682	50.007.186	-20,85	38.944.188	35.113.162	-9,84
QATAR	4.342.672	3.301.012	-23,99	3.173.119	2.371.757	-25,25
BAHRAIN	1.917.982	988.503	-48,46	1.485.215	768.069	-48,29
CYPRUS	1.623.785	1.464.102	-9,83	1.175.227	1.121.416	-4,58
EGYPT	15.197.520	7.585.478	-50,09	9.931.431	5.451.174	-45,11
LIBYAN ARAB JAMAHIRIYA	1.865.115	1.437.325	-22,94	1.490.857	1.035.805	-30,52
TUNISIA	17.612		-100,00	14.699		-100,00
ERITREA	831.391		-100,00	528.344		-100,00
ETHIOPIA	3.520.933	3.109.141	-11,70	3.018.145	2.330.493	-22,78
TANZANIA, UNITED REP. OF	5.303.765	3.684.155	-30,54	3.789.285	2.584.609	-31,79
MADAGASCAR	2.554.417	1.787.388	-30,03	1.813.096	1.176.228	-35,13
SOMALIA	776.708	154.486	-80,11	582.970	117.554	-79,84
KENYA	19.045.195	14.630.546	-23,18	12.758.322	9.940.939	-22,08
REUNION	1.596.865	1.142.994	-28,42	1.145.038	807.430	-29,48
MOZAMBIQUE	1.814.469	1.502.466	-17,20	1.228.714	1.070.307	-12,89
BOTSWANA	125.501		-100,00	100.649		-100,00
EQUATORIAL GUINEA	113.415	18.960	-83,28	93.356	11.812	-87,35
TOGO	4.820.484	5.086.499	5,52	3.293.191	3.634.380	10,36
GHANA	5.453.140	6.273.326	15,04	3.767.424	4.839.105	28,45
LIBERIA	453.906	334.787	-26,24	339.052	249.917	-26,29
GUINEA	1.038.792	1.621.605	56,10	748.327	1.093.631	46,14
ANGOLA	1.306.890	2.819.692	115,76	942.256	1.934.604	105,32
CONGO	2.190.891	1.523.865	-30,45	1.660.160	1.052.625	-36,59
CAMEROON	1.595.014	972.296	-39,04	1.263.844	697.101	-44,84
NIGERIA	31.478.567	28.715.484	-8,78	21.681.171	20.031.160	-7,61
SIERRA LEONE	599.080	527.346	-11,97	431.631	386.963	-10,35
GABON	122.262	132.561	8,42	94.819	119.743	26,29
COTE D'IVOIRE	6.158.857	4.686.574	-23,91	4.129.769	3.301.296	-20,06
SENEGAL	2.835.514	1.683.514	-40,63	2.026.661	1.263.162	-37,67
MAURITANIA	249.140	255.204	2,43	180.876	172.156	-4,82
BENIN	4.598.991	3.700.420	-19,54	3.237.848	2.634.038	-18,65
GUINEA BISSAU		19.286	-		13.240	-
GAMBIA	335.291	343.101	2,33	257.456	239.693	-6,90
SEYCHELLES	16.412	17.510	6,69	12.063	12.078	0,12
UGANDA	114.226		-100,00	80.530		-100,00
DJIBOUTI	2.879.843	5.041.905	75,08	2.145.981	3.331.653	55,25
SOUTH AFRICA	8.864.308	9.722.178	9,68	6.897.060	7.788.434	12,92
ZAMBIA	42.085		-100,00	31.703		-100,00
COMOROS	38.361	38.573	0,55	31.256	32.455	3,84
MAURITIUS	2.110.140	2.372.544	12,44	1.588.980	1.714.085	7,87
RWANDA	91.656		-100,00	64.618		-100,00
MAYOTTE	209.937	285.639	36,06	152.470	193.465	26,89
DEMOCRATIC REP. OF THE CONGO	148.540	725.661	388,53	118.196	510.764	332,13
AUSTRALIA	14.826.466	21.238.198	43,25	11.244.252	17.378.912	54,56
NEW ZEALAND	1.874.776	2.697.893	43,90	1.593.107	2.061.673	29,41
MICRONESIA, FED. STATES OF	56.840	36.130	-36,44	44.161	28.716	-34,97
GUAM	106.481	107.145	0,62	90.588	88.306	-2,52
PALAU	18.983	18.983	0,00	13.389	13.250	-1,04
NEW CALEDONIA	405.361	540.975	33,46	297.464	388.590	30,63
NORTHERN MARIANA ISLANDS	38.637		-100,00	34.122		-100,00
SAINT VINCENT AND THE GRENADINES		15.040	-		16.184	-

https://www.bps.go.id

TABEL 6. PERKEMBANGAN EKSPOR INDONESIA MENURUT KOMODITI DAN NEGARA TUJUAN
JANUARI-AGUSTUS 2020 DAN 2021

KOMODITI / NEGARA TUJUAN	BERAT BERSIH (KG)		PERUB	NILAI FOB (US $)		PERUB
	JAN-AGT 2020	JAN-AGT 2021	%	JAN-AGT 2020	JAN-AGT 2021	%
(1)	(2)	(3)	(4)	(5)	(6)	(7)
VANUATU	37.921	74.844	97,37	27.696	55.348	99,85
AMERICAN SAMOA	37.062	18.983	-48,78	29.510	13.136	-55,49
FIJI	753.727	703.200	-6,70	482.397	473.363	-1,87
KIRIBATI	18.960	57.936	205,57	13.847	53.107	283,51
MARSHALL ISLANDS	56.071	55.044	-1,83	51.910	50.213	-3,27
SAMOA	170.392	131.224	-22,99	135.513	89.900	-33,66
SOLOMON ISLANDS	56.880	37.920	-33,33	43.247	27.246	-37,00
TONGA	37.920	37.920	0,00	31.691	27.530	-13,13
EAST TIMOR	440.328	655.429	48,85	456.749	698.623	52,96
UNITED STATES	11.364.141	4.815.437	-57,63	14.687.050	7.743.772	-47,27
CANADA	20.313.580	23.210.320	14,26	14.904.348	17.067.592	14,51
MEXICO	20.693.331	23.869.373	15,35	13.390.823	16.165.525	20,72
GUATEMALA	4.140.385	2.236.948	-45,97	3.113.526	1.792.797	-42,42
HONDURAS	1.252.864	1.823.528	45,55	822.969	1.151.554	39,93
NICARAGUA	1.351.517	1.279.966	-5,29	880.724	895.517	1,68
PANAMA	795.786	849.405	6,74	560.436	595.563	6,27
SURINAME	84.892		-100,00	80.336		-100,00
CHILE	3.474.339	2.688.787	-22,61	2.260.820	1.636.263	-27,63
VENEZUELA	33.860		-100,00	124.936		-100,00
ARGENTINA	45.556	24.044	-47,22	34.000	18.719	-44,94
BRAZIL	838.886	152.260	-81,85	580.873	94.318	-83,76
COLOMBIA	180.449	154.868	-14,18	220.989	164.999	-25,34
URUGUAY	23.142		-100,00	14.545		-100,00
PARAGUAY	27.168	20.731	-23,69	21.735	14.786	-31,97
ECUADOR	3.772.138	3.942.652	4,52	2.349.158	2.609.598	11,09
PERU	2.884.665	4.896.078	69,73	1.810.429	3.021.527	66,90
GUYANA	42.991	88.645	106,20	31.036	76.540	146,62
TRINIDAD AND TOBAGO	156.961	44.974	-71,35	124.689	47.047	-62,27
JAMAICA	277.844	224.982	-19,03	205.466	203.513	-0,95
DOMINICAN REPUBLIC	1.420.842	529.787	-62,71	739.192	348.948	-52,79
EL SALVADOR	1.985.018	1.756.417	-11,52	1.543.801	1.434.491	-7,08
COSTA RICA	1.947.630	1.861.700	-4,41	1.283.451	1.164.187	-9,29
HAITI	309.696	209.483	-32,36	239.522	206.159	-13,93
BARBADOS	13.689		-100,00	14.203		-100,00
FRENCH GUIANA	193.596	37.572	-80,59	161.466	25.852	-83,99
FRENCH POLYNESIA	417.085	520.079	24,69	331.916	427.021	28,65
MARTINIQUE	151.670		-100,00	125.755		-100,00
NETHERLANDS ANTILLES	122.423	59.816	-51,14	106.262	51.621	-51,42
GUADELOUPE	172.472	37.141	-78,47	143.185	31.697	-77,86
UNITED KINGDOM	27.394.991	23.634.379	-13,73	19.783.723	15.990.891	-19,17
NETHERLANDS	159.620	528.885	231,34	148.063	392.173	164,87
FRANCE	310.983	71.826	-76,90	227.751	59.506	-73,87
GERMANY, FED. REP. OF	2.553.385	481.588	-81,14	1.765.717	306.594	-82,64
BELGIUM	21.544.276	9.692.206	-55,01	12.804.970	6.352.965	-50,39
DENMARK	16.841	44.931	166,79	18.554	47.230	154,55
NORWAY	23.950		-100,00	19.449		-100,00
IRELAND	1.286.559	805.953	-37,36	1.212.395	772.819	-36,26
ITALY	22.504.130	10.865.867	-51,72	14.722.117	6.928.678	-52,94
SPAIN	6.869.821	2.930.248	-57,35	5.172.758	2.456.249	-52,52
PORTUGAL	177.231	71.850	-59,46	121.634	48.979	-59,73
ICELAND	23.510		-100,00	15.904		-100,00
GREECE	8.236.915	5.974.623	-27,47	5.682.763	4.473.487	-21,28
POLAND	1.166.581	225.052	-80,71	842.796	264.006	-68,68
ROMANIA	5.790.475	2.101.754	-63,70	3.865.807	1.272.441	-67,08
BULGARIA	1.635.514	733.887	-55,13	1.158.032	541.986	-53,20
ALBANIA	1.557.791	359.855	-76,90	980.048	217.964	-77,76
UKRAINE	3.375.241	2.886.248	-14,49	2.388.387	1.994.579	-16,49
LITHUANIA	556.259		-100,00	399.300		-100,00
GEORGIA	224.825	244.482	8,74	186.157	173.528	-6,78
CROATIA	2.249.614	1.403.810	-37,60	1.761.234	989.404	-43,82
MALTA	619.438	252.341	-59,26	516.493	234.535	-54,59
SLOVENIA	9.610.881	1.669.603	-82,63	5.904.716	1.077.986	-81,74
RUSSIA FEDERATION	2.461.531	2.139.250	-13,09	1.828.674	1.650.465	-9,75
SERBIA	70.896	68.986	-2,69	62.514	65.513	4,80
MONTENEGRO	96.398		-100,00	69.359		-100,00
BARANG HASIL PENCETAKAN UMUM	**4.241.820**	**2.526.599**	**-40,44**	**19.700.700**	**15.009.144**	**-23,81**
JAPAN	181.425	201.837	11,25	654.425	457.974	-30,02
HONG KONG	44.805	56.308	25,67	139.055	744.422	435,34
KOREA, REPUBLIC OF	73.035	3.939	-94,61	91.911	120.688	31,31
TAIWAN	4.520	24.365	439,07	13.358	35.112	162,85
CHINA	19.422	17.387	-10,48	125.957	174.692	38,69
MONGOLIA	244		-100,00	1.332		-100,00
PAPUA NEW GUINEA	30.587	2.325	-92,40	85.924	23.227	-72,97
THAILAND	36.869	11.645	-68,42	169.444	71.642	-57,72
SINGAPORE	262.335	218.626	-16,66	2.230.499	1.747.579	-21,65
PHILIPPINES	401.327	6.666	-98,34	839.932	77.472	-90,78
MALAYSIA	1.602.314	606.192	-62,17	6.863.903	2.015.083	-70,64
MYANMAR	1.445	6.105	322,38	9.863	38.943	294,86
CAMBODIA	969	1.489	53,62	8.365	2.687	-67,87
BRUNEI DARUSSALAM	62	466	657,61	427	619	45,14
LAO PEOPLE'S DEM. REP.		8	-		135	-
VIET NAM	15.680	49.991	218,82	241.817	471.375	94,93
MALDIVES	949	156	-83,52	32.975	1.754	-94,68
INDIA	18.518	20.391	10,12	731.831	1.210.918	65,46
PAKISTAN	553	817	47,56	1.249	8.890	611,76
BANGLADESH	4.087	3.369	-17,57	1.761	158.977	8.926,92
SRI LANKA	314	35.573	11.225,00	5.161	1.474.685	28.474,35

https://www.bps.go.id

TABEL 6. PERKEMBANGAN EKSPOR INDONESIA MENURUT KOMODITI DAN NEGARA TUJUAN
JANUARI-AGUSTUS 2020 DAN 2021

KOMODITI / NEGARA TUJUAN	BERAT BERSIH (KG)		PERUB	NILAI FOB (US $)		PERUB
	JAN-AGT 2020	JAN-AGT 2021	%	JAN-AGT 2020	JAN-AGT 2021	%
(1)	(2)	(3)	(4)	(5)	(6)	(7)
IRAQ		37	-		360	-
SAUDI ARABIA	227	81	-64,07	26.577	7.736	-70,89
ISRAEL	0	100	49.900,00	0	80	727.172,73
JORDAN	473		-100,00	40		-100,00
PALESTINA		51	-		433	-
OMAN	178	12	-93,06	141	103	-26,84
TURKEY		3	-		0	-
UNITED ARAB EMIRATES	842	943	12,00	482	44.022	9.029,38
QATAR	37	146	296,58	231	127	-45,14
BAHRAIN	19		-100,00	10		-100,00
EGYPT		0	-		2.887	-
LIBYAN ARAB JAMAHIRIYA	160	1.004	527,63	5.800	52.652	807,74
ALGERIA	151	269	78,55	577	3.682	538,55
SUDAN	8	1.858	23.016,24	112	2.937	2.516,88
ETHIOPIA		1.590	-		48.750	-
TANZANIA, UNITED REP. OF		33	-		35	-
MADAGASCAR	1.623	1.761	8,49	5.789	5.863	1,28
REUNION		293	-		449	-
TOGO	4.326	3.113	-28,04	9.360	8.592	-8,21
GHANA	13.475	1.723	-87,22	58.362	3.754	-93,57
GUINEA	53	57	6,87	188	184	-2,04
ANGOLA		738	-		1.083	-
CAMEROON		3	-		50	-
NIGERIA	8.717	48.723	458,97	5.726	21.017	267,07
SENEGAL	1.614	1.832	13,52	5.358	79.388	1.381,64
MAURITANIA	485	305	-37,16	1.693	995	-41,22
MALI		13	-		103	-
BENIN	532	567	6,48	1.661	1.562	-5,94
DJIBOUTI	10.534	10.807	2,59	298.725	303.721	1,67
SOUTH AFRICA	2.952	596	-79,80	18.108	2.560	-85,86
ZIMBABWE	1.228		-100,00	67.959		-100,00
MAURITIUS	938	4	-99,61	6.065	2	-99,96
AUSTRALIA	12.360	27.489	122,41	53.106	128.481	141,93
NEW ZEALAND	4.527	7.069	56,15	8.506	41.148	383,74
PALAU	8		-100,00	40		-100,00
NEW CALEDONIA	100		-100,00	108		-100,00
WALLIS AND FUTUNA ISLANDS		120	-		1.440	-
FIJI	30	1.703	5.575,17	174	16.641	9.463,68
KIRIBATI		1.610	-		19.520	-
SAMOA	2		-100,00	0		-100,00
EAST TIMOR	19.499	19.366	-0,68	25.072	41.947	67,30
UNITED STATES	1.204.872	945.881	-21,50	4.220.878	3.977.775	-5,76
CANADA	24.205	14.951	-38,23	81.418	39.568	-51,40
VENEZUELA	2.227		-100,00	924.000		-100,00
ARGENTINA	19.290	16.435	-14,80	696.000	509.925	-26,73
BRAZIL	15		-100,00	15		-100,00
COLOMBIA	3	558	18.500,00	3	14.475	482.384,00
ECUADOR		1.878	-		3.998	-
PERU		30	-		278	-
BAHAMAS	693		-100,00	3.269		-100,00
DOMINICAN REPUBLIC		600	-		9.420	-
COSTA RICA		126	-		86	-
FRENCH POLYNESIA		277	-		1.369	-
NETHERLANDS ANTILLES	64		-100,00	471		-100,00
TURKS AND CAICOS ISLANDS		1	-		20	-
UNITED KINGDOM	32.592	16.094	-50,62	169.638	107.125	-36,85
NETHERLANDS	116.553	83.313	-28,52	487.496	398.645	-18,23
FRANCE	9.403	1.383	-85,29	25.832	26.435	2,33
GERMANY, FED. REP. OF	4.290	12.604	193,78	44.963	81.285	80,78
AUSTRIA		9	-		135	-
BELGIUM	1.550	478	-69,14	6.400	4.776	-25,37
DENMARK	1.561	598	-61,72	9.554	3.759	-60,66
NORWAY	10.218	4.054	-60,32	38.742	18.425	-52,44
SWEDEN	1.673		-100,00	12.297		-100,00
FINLAND	4	23	537,12	209	35	-83,29
IRELAND	11		-100,00	3		-100,00
ITALY	3.193	3.897	22,05	55.535	65.260	17,51
SPAIN	17.007	2.123	-87,52	45.516	11.690	-74,32
PORTUGAL	1.981	31	-98,43	1.869	598	-68,02
GREECE	2.707	612	-77,38	13.630	2.894	-78,77
HUNGARY		170	-		754	-
POLAND	1		-100,00	20		-100,00
ROMANIA	3.001	1	-99,97	13.160	3	-99,98
UZBEKISTAN	80		-100,00	100		-100,00
LITHUANIA	1		-100,00	3		-100,00
ESTONIA	4		-100,00	1		-100,00
CROATIA		3.108	-		6.650	-
MALTA	28		-100,00	259		-100,00
SLOVAKIA	39	15	-62,51	264	6.505	2.368,61
CZECH REPUBLIC		8.011	-		21.989	-
RUSSIA FEDERATION		83	-		196	-
SERBIA		7.583	-		15.895	-
BARANG HASIL PENCETAKAN KHUSUS	**392.657**	**1.937.738**	**393,49**	**2.213.903**	**20.799.723**	**839,50**
JAPAN	186		-100,00	350		-100,00
HONG KONG	1	2	300,00	100	19	-81,00
KOREA, REPUBLIC OF	256	587.094	229.251,39	7.348	3.297.045	44.770,02
TAIWAN	47.969	15.999	-66,65	104.632	39.064	-62,67

https://www.bpsgo.id

TABEL 6. PERKEMBANGAN EKSPOR INDONESIA MENURUT KOMODITI DAN NEGARA TUJUAN
JANUARI-AGUSTUS 2020 DAN 2021

KOMODITI / NEGARA TUJUAN	BERAT BERSIH (KG)		PERUB	NILAI FOB (US $)		PERUB
	JAN-AGT 2020	JAN-AGT 2021	%	JAN-AGT 2020	JAN-AGT 2021	%
(1)	(2)	(3)	(4)	(5)	(6)	(7)
CHINA	2.273	1.851	-18,57	71.477	36.674	-48,69
PAPUA NEW GUINEA		2.952	-		54.448	-
THAILAND	57.432	43.408	-24,42	110.256	93.742	-14,98
SINGAPORE	742	545.900	73.500,16	11.099	3.398.078	30.516,45
PHILIPPINES	4		-100,00	53		-100,00
MALAYSIA	295	40	-86,45	45.718	138	-99,70
NEPAL	2.782		-100,00	46.080		-100,00
INDIA	35.668	105.719	196,40	103.839	310.350	198,88
BANGLADESH	201.586	319.819	58,65	1.502.941	2.055.965	36,80
IRAN (ISLAMIC REPUBLIC OF)	4		-100,00	20		-100,00
TURKEY		17	-		593	-
UNITED ARAB EMIRATES	4.500		-100,00	63.886		-100,00
QATAR	50		-100,00	207		-100,00
LIBYAN ARAB JAMAHIRIYA	38.420	22.008	-42,72	117.313	53.344	-54,53
SOMALIA	55	55	0,00	2.552	2.493	-2,32
UNITED STATES	272	424	55,96	6.257	2.498	-60,08
BRAZIL		1	-		29	-
PERU		291.999	-		11.410.269	-
FRANCE	163	439	169,94	19.774	44.853	126,82
GERMANY, FED. REP. OF		8	-		100	-
SWITZERLAND	0	4	49.900,00	0	22	12.233,33
MEDIA REKAMAN FILM DAN VIDEO	**6**	**4**	**-29,09**	**997**	**238**	**-76,17**
HONG KONG		1	-		21	-
CHINA		1	-		1	-
SINGAPORE	6		-100,00	997		-100,00
UNITED STATES		3	-		215	-
PRODUK DARI BATU BARA	**194.334.524**	**165.606.305**	**-14,78**	**41.186.899**	**37.139.358**	**-9,83**
JAPAN		200	-		80	-
KOREA, REPUBLIC OF		678.450	-		161.929	-
TAIWAN	10.962.942		-100,00	1.589.627		-100,00
CHINA	55.561.610	39.114.023	-29,60	12.567.218	6.793.891	-45,94
SINGAPORE		5.979.670	-		1.985.848	-
MALAYSIA	34.516.814	5.778.945	-83,26	6.731.775	2.009.316	-70,15
VIET NAM		51.214.604	-		11.658.750	-
INDIA	93.293.158	62.840.413	-32,64	20.298.279	14.529.545	-28,42
PEMBUATAN MINYAK PELUMAS	**887**	**2.699**	**204,25**	**3.161**	**11.345**	**258,93**
CHINA	97	88	-8,37	1.996	171	-91,42
THAILAND	1	10	1.960,00	2	17	755,58
SINGAPORE	746	2.017	170,46	1.085	7.014	546,20
MALAYSIA		220	-		1.100	-
MALDIVES		56	-		207	-
INDIA		15	-		8	-
SRI LANKA		150	-		2.025	-
AUSTRALIA		13	-		153	-
EAST TIMOR	19	29	50,00	22	54	145,32
UNITED STATES	1	32	2.342,75	1	159	15.790,90
NETHERLANDS	13		-100,00	35		-100,00
FRANCE	3	63	2.408,00	2	410	18.023,31
GERMANY, FED. REP. OF	9	7	-19,17	17	28	64,71
BRIKET BATU BARA	**105.750.000**		**-100,00**	**3.586.109**		**-100,00**
CHINA	105.750.000		-100,00	3.586.109		-100,00
KIMIA DASAR ORGANIK YANG BERSUMBER DARI HASIL PERTANIAN	**3.206.566.030**	**3.956.804.928**	**23,40**	**2.459.304.998**	**4.368.605.918**	**77,64**
JAPAN	105.160.474	101.121.559	-3,84	91.169.258	136.463.214	49,68
HONG KONG	89.122	42.745	-52,04	300.558	81.463	-72,90
KOREA, REPUBLIC OF	174.061.982	239.813.073	37,77	105.534.794	212.824.938	101,66
TAIWAN	38.003.976	44.311.729	16,60	34.614.009	56.652.157	63,67
CHINA	680.143.398	802.455.207	17,98	516.717.121	943.727.457	82,64
THAILAND	41.614.275	55.780.904	34,04	42.144.015	80.038.556	89,92
SINGAPORE	133.559.792	85.843.197	-35,73	98.928.357	118.274.095	19,56
PHILIPPINES	74.819.325	84.641.088	13,13	72.809.570	107.905.571	48,20
MALAYSIA	248.424.132	375.092.862	50,99	191.324.616	419.166.961	119,09
MYANMAR	1.548.920	650.400	-58,01	1.216.146	818.563	-32,69
CAMBODIA		279.000	-		385.292	-
BRUNEI DARUSSALAM		41.327	-		45.156	-
NEPAL	343.410	68.000	-80,20	283.590	99.741	-64,83
VIET NAM	27.429.948	30.091.589	9,70	22.714.359	31.080.492	36,83
MALDIVES	2.273	2.220	-2,33	4.074	3.480	-14,58
INDIA	314.170.780	386.931.583	23,16	243.446.217	444.261.522	82,49
PAKISTAN	6.721.573	11.855.480	76,38	6.117.315	14.658.667	139,63
BANGLADESH	10.326.570	6.411.400	-37,91	9.133.742	7.673.443	-15,99
SRI LANKA	9.125.715	7.992.230	-12,42	7.596.693	9.840.620	29,54
IRAN (ISLAMIC REPUBLIC OF)	4.608.200	7.904.000	71,52	4.036.801	8.904.247	120,58
SAUDI ARABIA	13.907.600	4.064.260	-70,78	9.187.701	4.182.919	-54,47
ISRAEL	1.556.430	5.112.690	228,49	1.270.235	4.726.478	272,09
KUWAIT	120.000	122.000	1,67	145.879	168.167	15,28
JORDAN	402.600	1.435.900	256,66	372.092	1.797.973	383,21
LEBANON	102.001	130.000	27,45	123.073	156.291	26,99
OMAN	226.000	346.000	53,10	274.980	432.237	57,19
TURKEY	24.692.745	23.603.765	-4,41	19.131.728	26.627.271	39,18
UNITED ARAB EMIRATES	8.164.494	9.159.085	12,18	8.464.908	14.483.431	71,10
QATAR	133.600	94.400	-29,34	115.482	119.015	3,06
CYPRUS	29.500		-100,00	36.093		-100,00

https://www.bps.go.id

TABEL 6. PERKEMBANGAN EKSPOR INDONESIA MENURUT KOMODITI DAN NEGARA TUJUAN
JANUARI-AGUSTUS 2020 DAN 2021

KOMODITI / NEGARA TUJUAN	BERAT BERSIH (KG)		PERUB	NILAI FOB (US $)		PERUB
	JAN-AGT 2020	JAN-AGT 2021	%	JAN-AGT 2020	JAN-AGT 2021	%
(1)	(2)	(3)	(4)	(5)	(6)	(7)
EGYPT	6.480.829	5.348.311	-17,47	5.318.775	5.186.986	-2,48
LIBYAN ARAB JAMAHIRIYA	30.466	28.123	-7,69	38.801	32.505	-16,23
MOROCCO	460.500	1.141.000	147,77	528.526	1.631.329	208,66
TUNISIA	981.487	543.200	-44,66	829.312	592.209	-28,59
ALGERIA	513.175	440.750	-14,11	506.964	417.598	-17,63
SUDAN	588.500	17.000	-97,11	391.013	18.870	-95,17
ETHIOPIA	2.678.000	1.488.000	-44,44	1.652.065	1.229.880	-25,55
TANZANIA, UNITED REP. OF	9.954.502	7.975.730	-19,88	5.767.459	7.129.694	23,62
MADAGASCAR	1.482.000	759.200	-48,77	842.026	682.172	-18,98
KENYA	3.216.262	20.031.230	522,81	2.017.342	18.687.997	826,37
MOZAMBIQUE	12.076.742	7.425.870	-38,51	7.118.066	6.977.735	-1,97
TOGO	482.000	68.000	-85,89	331.775	79.707	-75,98
GHANA	3.125.625	7.657.875	145,00	2.136.529	6.525.002	205,40
GUINEA	1.580.365	1.169.940	-25,97	878.663	1.040.020	18,36
ANGOLA		3.642.375	-		3.162.283	-
CONGO	34.000	68.000	100,00	23.890	72.162	202,06
CAMEROON	65.000	133.000	104,62	54.773	147.342	169,01
NIGERIA	9.694.852	10.142.300	4,62	7.172.538	9.245.758	28,90
COTE D'IVOIRE	573.000	1.861.500	224,87	440.510	1.960.332	345,01
SENEGAL	1.297.000	1.272.800	-1,87	664.340	1.227.093	84,71
MAURITANIA	949.820		-100,00	511.973		-100,00
UGANDA		36.000	-		63.102	-
DJIBOUTI	3.072.180	2.990.970	-2,64	1.818.020	2.643.628	45,41
SOUTH AFRICA	17.690.008	9.858.631	-44,27	10.984.060	9.017.546	-17,90
MALAWI	2.092.920	1.021.550	-51,19	1.159.459	928.605	-19,91
MAURITIUS	574.000	300.000	-47,74	339.835	244.668	-28,00
DEMOCRATIC REP. OF THE CONGO	1.084.000	789.000	-27,21	927.612	989.145	6,63
AUSTRALIA	4.463.164	4.670.405	4,64	4.953.767	6.558.281	32,39
NEW ZEALAND	651.100	543.585	-16,51	730.432	828.196	13,38
SOLOMON ISLANDS	38.400	12.800	-66,67	42.720	18.000	-57,87
EAST TIMOR	4.919	7.813	58,83	14.451	16.091	11,35
UNITED STATES	209.184.924	197.948.413	-5,37	201.458.234	267.253.923	32,66
CANADA	3.160.981	3.297.336	4,31	2.578.007	3.370.803	30,75
MEXICO	14.506.703	13.946.682	-3,86	12.915.857	17.849.150	38,20
GUATEMALA	793.200	404.150	-49,05	510.256	449.254	-11,96
NICARAGUA	52.000		-100,00	42.510		-100,00
CHILE	128.180	422.392	229,53	117.527	557.096	374,02
VENEZUELA	43.000	43.000	0,00	33.250	41.635	25,22
ARGENTINA	697.455	1.113.800	59,69	706.028	1.480.862	109,75
BRAZIL	16.698.395	13.716.855	-17,86	16.302.985	18.465.366	13,26
COLOMBIA	1.538.430	3.737.540	142,95	1.591.004	4.696.767	195,21
URUGUAY	55.500		-100,00	42.836		-100,00
ECUADOR	560.600	269.400	-51,94	381.978	333.313	-12,74
PERU	539.000	32.029.154	5.842,33	429.463	33.586.717	7.720,63
JAMAICA	40.000		-100,00	24.880		-100,00
DOMINICAN REPUBLIC	26.200	43.900	67,56	20.409	51.410	151,90
EL SALVADOR	126.900	26.000	-79,51	91.054	33.540	-63,16
COSTA RICA	120.000	440.000	266,67	91.560	512.774	460,04
HAITI	80.000	34.000	-57,50	57.545	55.165	-4,14
UNITED KINGDOM	19.957.496	16.539.472	-17,13	14.924.242	16.035.259	7,44
NETHERLANDS	553.939.264	785.191.457	41,75	390.850.938	774.358.812	98,12
FRANCE	40.488.380	17.416.502	-56,98	26.343.017	18.575.173	-29,49
GERMANY, FED. REP. OF	37.824.308	34.355.484	-9,17	41.437.407	50.954.856	22,97
AUSTRIA	55.682	92.850	66,75	61.485	110.974	80,49
BELGIUM	11.672.470	23.968.428	105,34	11.384.007	28.642.203	151,60
SWITZERLAND	44.630	1.404	-96,86	200.554	51.252	-74,44
DENMARK	10.383.586	3.627.085	-65,07	6.994.272	3.246.166	-53,59
SWEDEN	1.343.616	1.703.930	26,82	1.825.648	3.920.848	114,76
FINLAND	927.200	965.600	4,14	921.640	1.161.923	26,07
IRELAND	68.000	28.800	-57,65	51.612	103.361	100,27
ITALY	127.803.459	213.383.704	66,96	79.409.409	186.455.222	134,80
SPAIN	121.412.805	183.391.570	51,05	79.779.928	169.407.543	112,34
PORTUGAL	1.576.640	2.255.930	43,08	1.097.717	1.876.375	70,93
GREECE	2.301.630	2.512.560	9,16	1.728.785	2.606.731	50,78
HUNGARY	794.300	24.800	-96,88	1.002.771	43.827	-95,63
POLAND	7.838.590	7.612.880	-2,88	5.651.844	6.486.903	14,77
ROMANIA	373.000	290.000	-22,25	278.467	326.020	17,08
BULGARIA	991.300	1.208.800	21,94	1.108.360	1.461.187	31,83
UKRAINE	954.300	1.960.600	105,45	869.634	2.371.843	172,74
UZBEKISTAN		172.000	-		211.145	-
LITHUANIA	99.500	653.700	556,98	74.819	646.637	764,27
LATVIA	65.800	180.000	173,56	55.694	206.392	270,58
ESTONIA	292.000	109.000	-62,67	200.375	125.590	-37,32
GEORGIA	17.000	17.000	0,00	12.267	21.330	73,87
CROATIA	177.000	1.312.500	641,53	193.045	1.519.416	687,08
SLOVENIA	1.629.370	1.351.360	-17,06	1.494.244	1.484.317	-0,66
CZECH REPUBLIC	174.100	268.800	54,39	156.893	369.264	135,36
RUSSIA FEDERATION	9.516.088	11.840.240	24,42	8.317.081	14.071.556	69,19
SERBIA	14.000		-100,00	18.819		-100,00
MONTENEGRO	55.400	53.200	-3,97	55.539	62.666	12,83
SABUN DAN BAHAN PEMBERSIH KEPERLUAN RUMAH	**1.211.318.734**	**1.328.265.967**	**9,65**	**985.980.244**	**1.245.325.461**	**26,30**
JAPAN	14.747.035	13.494.234	-8,50	24.794.772	27.072.142	9,18
HONG KONG	5.292.534	1.987.917	-62,44	14.583.391	10.122.708	-30,59
KOREA, REPUBLIC OF	17.184.250	14.572.558	-15,20	12.527.361	15.607.900	24,59
TAIWAN	8.903.239	9.141.110	2,67	13.330.016	15.574.601	16,84
CHINA	341.617.728	438.935.921	28,49	100.984.104	221.192.845	119,04

https://www.bps.go.id

TABEL 6. PERKEMBANGAN EKSPOR INDONESIA MENURUT KOMODITI DAN NEGARA TUJUAN
JANUARI-AGUSTUS 2020 DAN 2021

KOMODITI / NEGARA TUJUAN	BERAT BERSIH (KG)		PERUB	NILAI FOB (US $)		PERUB
	JAN-AGT 2020	JAN-AGT 2021	%	JAN-AGT 2020	JAN-AGT 2021	%
(1)	(2)	(3)	(4)	(5)	(6)	(7)
MONGOLIA	1.060.057	1.051.320	-0,82	1.214.215	1.399.369	15,25
PAPUA NEW GUINEA	12.550.486	11.799.923	-5,98	10.181.144	11.078.184	8,81
THAILAND	35.598.947	37.249.066	4,64	61.542.920	62.336.094	1,29
SINGAPORE	20.176.075	18.649.051	-7,57	111.615.869	137.301.527	23,01
PHILIPPINES	84.085.526	87.285.532	3,81	73.214.483	75.138.145	2,63
MALAYSIA	134.833.334	148.615.488	10,22	99.722.973	124.162.733	24,51
MYANMAR	11.010.882	8.589.186	-21,99	14.851.254	13.071.747	-11,98
CAMBODIA	1.079.859	854.206	-20,90	4.062.079	3.414.214	-15,95
BRUNEI DARUSSALAM	1.924.368	2.711.693	40,91	3.263.363	3.932.890	20,52
LAO PEOPLE'S DEM. REP.	49.730	75.348	51,51	287.039	294.319	2,54
NEPAL	59.594	244.897	310,95	206.022	584.656	183,78
BHUTAN		15.640	-		22.535	-
VIET NAM	6.320.089	7.474.993	18,27	8.981.644	11.642.219	29,62
MALDIVES	2.356.356	1.996.524	-15,27	3.135.973	2.956.570	-5,72
INDIA	86.272.597	91.932.863	6,56	58.766.954	83.319.772	41,78
PAKISTAN	5.985.736	7.113.386	18,84	7.000.166	7.090.223	1,29
BANGLADESH	9.793.802	6.245.444	-36,23	8.500.099	8.044.032	-5,37
SRI LANKA	1.628.885	2.319.199	42,38	1.525.426	2.252.406	47,66
AFGHANISTAN	4.015.401	1.684.470	-58,05	5.245.042	2.482.595	-52,67
IRAQ	4.747.597	3.251.565	-31,51	6.545.001	4.152.619	-36,55
IRAN (ISLAMIC REPUBLIC OF)	2.652.919	1.128.028	-57,48	1.936.724	1.294.886	-33,14
SAUDI ARABIA	6.321.833	6.579.071	4,07	10.421.342	11.969.696	14,86
ISRAEL	432.506	293.232	-32,20	507.473	401.377	-20,91
KUWAIT	467.539	65.875	-85,91	704.153	371.958	-47,18
JORDAN	4.997.111	3.445.251	-31,06	3.054.667	2.887.795	-5,46
LEBANON	189.672	265.203	39,82	340.321	291.015	-14,49
YEMEN	5.533.742	7.433.955	34,34	7.719.331	11.249.294	45,73
OMAN	317.523	254.701	-19,79	586.605	640.219	9,14
SYRIA ARAB REPUBLIC	1.880.000	580.000	-69,15	1.069.760	446.480	-58,26
TURKEY	8.516.612	7.123.393	-16,36	5.805.507	5.496.591	-5,32
UNITED ARAB EMIRATES	26.173.963	31.329.841	19,70	34.644.288	41.701.434	20,37
QATAR	1.431.419	1.700.157	18,77	4.835.919	6.348.234	31,27
BAHRAIN	34.988	41.207	17,78	128.106	90.459	-29,39
CYPRUS	20.137		-100,00	10.764		-100,00
EGYPT	3.923.042	2.028.763	-48,29	2.564.519	1.654.913	-35,47
LIBYAN ARAB JAMAHIRIYA	1.949.583	1.270.637	-34,83	2.231.926	1.682.114	-24,63
MOROCCO	267.000	159.436	-40,29	158.920	230.370	44,96
TUNISIA	60.000	121.000	101,67	38.560	110.450	186,44
ALGERIA	2.083.928	2.852.750	36,89	1.373.465	2.331.195	69,73
SUDAN	921.385	1.236.718	34,22	1.120.367	1.526.100	36,21
ETHIOPIA	3.927.918	4.670.802	18,91	2.776.955	3.855.284	38,83
TANZANIA, UNITED REP. OF	2.123.226	2.247.231	5,84	2.397.934	2.329.651	-2,85
MADAGASCAR	10.774.785	14.742.888	36,83	6.811.012	10.701.096	57,11
SOMALIA	7.143.864	4.992.593	-30,11	5.340.762	4.069.599	-23,80
KENYA	2.107.861	1.727.257	-18,06	3.567.601	2.764.401	-22,51
REUNION	842	597	-29,10	18.161	1.361	-92,51
MOZAMBIQUE	24.464.356	16.400.088	-32,96	13.755.749	11.223.508	-18,41
EQUATORIAL GUINEA	638.632	800.221	25,30	583.487	649.822	11,37
TOGO	2.443.714	1.961.133	-19,75	2.079.531	2.354.923	13,24
GHANA	10.945.722	15.349.825	40,24	11.281.344	16.746.036	48,44
LIBERIA	2.306.978	2.267.896	-1,69	2.153.588	2.408.028	11,81
GUINEA	5.425.818	3.652.877	-32,68	2.659.466	2.034.918	-23,48
ANGOLA	28.804.229	40.290.186	39,88	17.417.019	24.517.057	40,76
CONGO	4.540.367	3.460.953	-23,77	3.601.753	2.691.912	-25,26
CAMEROON	1.162.950	1.262.680	8,58	1.355.146	1.668.419	23,12
NIGERIA	11.485.918	11.346.667	-1,21	8.510.933	10.129.205	19,01
SIERRA LEONE	3.002.399	952.544	-68,27	2.978.910	1.035.469	-65,24
GABON	855.512	1.045.016	22,15	958.193	1.233.971	28,78
COTE D'IVOIRE	3.140.143	2.853.053	-9,14	2.348.408	2.641.468	12,48
SENEGAL	4.998.764	6.075.264	21,54	2.601.474	4.115.046	58,18
MAURITANIA	13.450.641	19.872.880	47,75	8.184.624	13.105.404	60,12
MALI	2.268.413	3.227.238	42,27	1.878.263	2.855.189	52,01
BENIN	656.226	579.256	-11,73	527.592	723.779	37,19
BURKINA FASO	580.459	276.403	-52,38	624.177	394.627	-36,78
GUINEA BISSAU		349.500	-		251.610	-
GAMBIA	5.829.014	4.332.645	-25,67	3.784.991	3.097.607	-18,16
SEYCHELLES	10.893	33.721	209,56	41.141	102.582	149,34
UGANDA	80.942	106.056	31,03	221.982	388.104	74,84
CENTRAL AFRICAN REPUBLIC	50.000	483.000	866,00	42.440	323.610	662,51
CHAD	38.342		-100,00	46.508		-100,00
DJIBOUTI	17.063.792	29.648.690	73,75	11.139.298	24.091.741	116,28
SAO TOME AND PRINCIPE	227.095	149.748	-34,06	211.664	115.931	-45,23
SOUTH AFRICA	7.510.180	8.134.137	8,31	6.305.292	6.651.406	5,49
ZAMBIA	47.880		-100,00	64.313		-100,00
MALAWI	4.169.004	3.945.957	-5,35	2.362.895	2.377.466	0,62
COMOROS	288.136	370.361	28,54	207.225	297.646	43,63
BURUNDI	22.162		-100,00	31.590		-100,00
MAURITIUS	1.122.477	2.382.009	112,21	964.900	1.822.570	88,89
RWANDA	154.174	22.162	-85,63	219.765	31.590	-85,63
MAYOTTE	475.788	477.910	0,45	365.593	425.673	16,43
DEMOCRATIC REP. OF THE CONGO	601.905	493.571	-18,00	668.757	540.094	-19,24
AUSTRALIA	25.250.411	19.545.067	-22,60	26.884.032	22.579.100	-16,01
NEW ZEALAND	3.324.145	3.125.604	-5,97	3.840.745	4.254.657	10,78
MICRONESIA, FED. STATES OF	158.535	138.375	-12,72	168.433	155.720	-7,55
GUAM	242	160	-33,99	522	493	-5,58
PALAU	43		-100,00	464		-100,00
NAURU	25.654	39.920	55,61	54.057	103.763	91,95
NEW CALEDONIA	29.608	17.372	-41,33	39.366	23.392	-40,58

https://www.bps.go.id

TABEL 6. PERKEMBANGAN EKSPOR INDONESIA MENURUT KOMODITI DAN NEGARA TUJUAN
JANUARI-AGUSTUS 2020 DAN 2021

KOMODITI / NEGARA TUJUAN	BERAT BERSIH (KG)		PERUB	NILAI FOB (US $)		PERUB
	JAN-AGT 2020	JAN-AGT 2021	%	JAN-AGT 2020	JAN-AGT 2021	%
(1)	(2)	(3)	(4)	(5)	(6)	(7)
NORTHERN MARIANA ISLANDS	33.437	39.878	19,26	95.444	93.073	-2,48
SAINT VINCENT AND THE GRENADINES	16.326		-100,00	21.934		-100,00
VANUATU	529.056	505.049	-4,54	590.997	650.500	10,07
AMERICAN SAMOA	8.525	8.525	0,00	7.603	7.603	0,00
COOK ISLANDS	3.206	1.404	-56,21	10.434	5.883	-43,62
FIJI	2.711.219	2.449.744	-9,64	2.273.329	2.653.118	16,71
KIRIBATI	467.065	697.293	49,29	773.331	1.152.149	48,99
MARSHALL ISLANDS	139.346	159.851	14,71	155.888	187.616	20,35
SAMOA	641.952	738.239	15,00	799.082	901.912	12,87
SOLOMON ISLANDS	775.156	593.226	-23,47	870.021	828.054	-4,82
TONGA	298.677	429.242	43,71	361.414	531.831	47,15
TUVALU	38.858	24.747	-36,31	45.309	32.064	-29,23
EAST TIMOR	5.100.266	6.430.488	26,08	6.858.162	9.450.545	37,80
UNITED STATES	5.452.518	6.242.381	14,49	11.858.269	13.935.204	17,51
CANADA	1.676.430	3.392.905	102,39	1.290.473	2.699.885	109,22
MEXICO	67.420	1.831	-97,28	126.474	14.950	-88,18
GUATEMALA	33.278		-100,00	31.956		-100,00
PANAMA	555.467	355.978	-35,91	642.663	416.233	-35,23
CUBA	4.941.960	12.259.000	148,06	3.317.943	9.870.617	197,49
SURINAME	191.309	223.953	17,06	255.535	311.495	21,90
CHILE	4.160.479	1.917.332	-53,92	3.690.412	2.173.330	-41,11
VENEZUELA	5.911.566	7.955.456	34,57	6.579.025	11.059.233	68,10
ARGENTINA	12.500	698	-94,42	14.675	7.068	-51,84
BRAZIL	39.247	2.550	-93,50	36.302	3.091	-91,49
COLOMBIA	272.238	260.595	-4,28	439.800	616.542	40,19
BOLIVIA	4.212.108	3.138.760	-25,48	5.072.433	3.413.969	-32,70
ECUADOR		17.145	-		25.642	-
PERU	596.310	462.252	-22,48	1.173.875	580.657	-50,54
GUYANA	144.606	117.634	-18,65	227.602	157.097	-30,98
TRINIDAD AND TOBAGO	1.052.864	299.909	-71,51	1.014.929	427.906	-57,84
BAHAMAS	29.716	25.364	-14,65	50.010	46.869	-6,28
JAMAICA	1.247.950	417.656	-66,53	731.043	326.505	-55,34
DOMINICAN REPUBLIC	23.458	46.915	100,00	29.743	66.499	123,58
EL SALVADOR	101.504	40.000	-60,59	114.017	35.480	-68,88
COSTA RICA	114.944	103.843	-9,66	89.494	113.983	27,36
HAITI	3.056.010	1.017.930	-66,69	3.424.095	1.331.786	-61,11
BARBADOS	127.457	82.104	-35,58	164.519	98.139	-40,35
CAPE VERDE	390.309	252.628	-35,27	291.235	219.111	-24,76
CAYMAN ISLANDS	130	1	-99,23	504	2	-99,62
DOMINICA	18.311		-100,00	21.662		-100,00
FRENCH GUIANA	66.768	67.632	1,29	49.662	57.084	14,94
FRENCH POLYNESIA	186.062	367.231	97,37	219.327	420.649	91,79
MARTINIQUE	43.848	22.003	-49,82	33.223	18.014	-45,78
NETHERLANDS ANTILLES	113.413	54.492	-51,95	203.243	165.949	-18,35
SAINT LUCIA	270		-100,00	3.197		-100,00
TURKS AND CAICOS ISLANDS		5	-		56	-
GUADELOUPE	88.525	90.116	1,80	73.410	83.536	13,79
SAINT KITTS AND NEVIS	182		-100,00	4.043		-100,00
VIRGIN ISLANDS (BRITISH)		321	-		1.726	-
UNITED KINGDOM	2.174.650	907.303	-58,28	4.492.729	1.483.783	-66,97
NETHERLANDS	36.684.879	20.019.812	-45,43	10.800.772	11.116.760	2,93
FRANCE	1.501.642	1.609.860	7,21	1.182.566	1.645.840	39,18
GERMANY, FED. REP. OF	4.227.974	2.487.015	-41,18	4.017.860	3.231.907	-19,56
AUSTRIA		40.000	-		37.680	-
BELGIUM	1.016.447	5.268.016	418,28	1.180.355	5.615.241	375,72
SWITZERLAND	1.165	3.517	201,89	2.253	238.106	10.470,48
LUXEMBOURG	123	721	486,01	10.547	51.240	385,82
DENMARK	4	525	13.327,11	47	4.826	10.114,20
NORWAY	180	664	268,89	118	3.707	3.051,94
SWEDEN	23.747	16	-99,93	30.612	38	-99,87
FINLAND	9	1	-93,06	860	12	-98,58
IRELAND	440	1.100	150,00	3.200	7.750	142,19
ITALY	1.520.188	1.750.327	15,14	1.140.443	1.419.935	24,51
SPAIN	779.607	595.736	-23,59	599.920	642.270	7,06
PORTUGAL	1.407.225	1.987.997	41,27	1.249.245	2.192.423	75,50
GREECE	834.272	398.602	-52,22	805.519	398.532	-50,52
HUNGARY	425	0	-99,91	354	33	-90,64
POLAND	11.009.325	13.744.525	24,84	8.658.087	14.874.205	71,80
ROMANIA	324.326	123.644	-61,88	367.750	195.227	-46,91
BULGARIA	366.315	1.608.508	339,10	367.985	1.372.073	272,86
ARMENIA		13.842	-		16.723	-
AZERBAIJAN	813.760	574.872	-29,36	959.739	830.697	-13,45
KAZAKHSTAN	315.200	301.943	-4,21	308.220	383.646	24,47
KYRGYZSTAN	20.000	185	-99,08	12.640	38.599	205,38
TAJIKISTAN	544.300	40.000	-92,65	301.923	32.680	-89,18
TURKMENISTAN	548.026	412.519	-24,73	679.872	732.766	7,78
UKRAINE	386.829	136.601	-64,69	880.521	512.225	-41,83
UZBEKISTAN	2.800.146	2.400.611	-14,27	2.106.280	2.103.020	-0,15
LITHUANIA	605	41.885	6.820,32	29.039	112.795	288,43
LATVIA	142.005	35.787	-74,80	234.210	54.819	-76,59
ESTONIA	1.584.200	1.564.303	-1,26	1.213.800	2.010.118	65,61
GEORGIA	642.267	255.085	-60,28	758.207	320.178	-57,77
CROATIA	140.471	280.001	99,33	85.796	246.681	187,52
MALTA	4.260	16.076	277,32	21.233	81.410	283,40
SLOVAKIA	80.000	40.000	-50,00	52.400	29.640	-43,44
SLOVENIA	21.000	11.826	-43,69	14.803	13.304	-10,12
CZECH REPUBLIC	112.108	120.199	7,22	66.799	90.201	35,03
RUSSIA FEDERATION	2.399.201	1.105.771	-53,91	1.793.722	1.135.161	-36,71

https://www.bps.go.id

TABEL 6. PERKEMBANGAN EKSPOR INDONESIA MENURUT KOMODITI DAN NEGARA TUJUAN
JANUARI-AGUSTUS 2020 DAN 2021

KOMODITI / NEGARA TUJUAN	BERAT BERSIH (KG)		PERUB	NILAI FOB (US $)		PERUB
	JAN-AGT 2020	JAN-AGT 2021	%	JAN-AGT 2020	JAN-AGT 2021	%
(1)	(2)	(3)	(4)	(5)	(6)	(7)
DAMAR BUATAN (RESIN SINTETIS) DAN BAHAN BAKU	**934.232.979**	**814.560.682**	**-12,81**	**759.280.286**	**890.646.915**	**17,30**
JAPAN	40.956.676	46.499.297	13,53	40.378.830	54.173.589	34,16
HONG KONG	3.071.883	2.814.688	-8,37	3.914.019	5.820.357	48,71
KOREA, REPUBLIC OF	3.033.999	1.881.427	-37,99	3.731.901	2.717.824	-27,17
TAIWAN	5.531.084	10.954.347	98,05	5.869.405	11.410.418	94,41
CHINA	444.347.251	284.753.037	-35,92	324.865.274	260.529.630	-19,80
PAPUA NEW GUINEA	78.289	52.500	-32,94	79.591	70.750	-11,11
THAILAND	15.449.074	24.975.491	61,66	20.051.742	35.193.092	75,51
SINGAPORE	17.307.015	23.655.730	36,68	16.406.036	31.902.814	94,46
PHILIPPINES	17.546.888	22.487.634	28,16	19.068.900	35.199.764	84,59
MALAYSIA	59.672.061	72.335.693	21,22	53.749.685	87.044.325	61,94
MYANMAR	4.277.699	1.577.737	-63,12	3.560.052	1.685.767	-52,65
CAMBODIA	66.000	111.393	68,78	55.629	201.288	261,84
BRUNEI DARUSSALAM	139	3.452	2.383,45	2.148	5.447	153,61
NEPAL	8.385	16.000	90,82	21.967	17.549	-20,11
VIET NAM	81.301.634	67.072.033	-17,50	76.201.779	90.962.774	19,37
MALDIVES	20	94	367,55	156	2.123	1.260,85
INDIA	16.465.734	51.535.764	212,99	16.940.464	65.497.657	286,63
PAKISTAN	16.286.867	8.496.110	-47,83	13.348.723	11.747.596	-11,99
BANGLADESH	17.518.565	23.575.123	34,57	13.291.383	23.858.501	79,50
SRI LANKA	893.516	1.001.320	12,07	886.666	1.020.573	15,10
SAUDI ARABIA	659.325	888.461	34,75	666.705	1.099.051	64,85
ISRAEL		12.000	-		15.897	-
JORDAN		16.000	-		20.677	-
LEBANON	159.200	346.600	117,71	228.631	501.647	119,41
OMAN	1.058.900	1.813.507	71,26	868.158	1.292.840	48,92
SYRIA ARAB REPUBLIC	10.050		-100,00	21.608		-100,00
TURKEY	5.191.405	4.669.995	-10,04	4.065.800	4.615.783	13,53
UNITED ARAB EMIRATES	31.835	1.175.817	3.593,43	67.826	1.339.795	1.875,34
QATAR	78.408	96.000	22,44	128.117	126.223	-1,48
BAHRAIN	43.200	100.000	131,48	27.766	65.058	134,31
CYPRUS	207.000		-100,00	170.398		-100,00
EGYPT	356.530	51.967	-85,42	349.135	123.119	-64,74
LIBYAN ARAB JAMAHIRIYA	14.400		-100,00	26.734		-100,00
TUNISIA	220.146		-100,00	202.171		-100,00
ALGERIA	456.600	252.050	-44,80	426.770	209.220	-50,98
ETHIOPIA	391.000	340.000	-13,04	276.214	268.800	-2,68
TANZANIA, UNITED REP. OF	66.000	145.160	119,94	55.820	198.388	255,41
MADAGASCAR	70.552	131.974	87,06	109.914	289.990	163,83
KENYA	163.400	7.200	-95,59	127.755	29.016	-77,29
MOZAMBIQUE		83.750	-		102.018	-
GHANA	194.700	1.349.000	592,86	125.065	1.236.360	888,57
GUINEA	22.000	49.500	125,00	19.799	67.241	239,62
CONGO	227.000	253.600	11,72	133.600	209.396	56,73
CAMEROON	21.000	174.000	728,57	12.600	123.854	882,97
NIGERIA	3.833.400	4.240.504	10,62	4.039.050	4.707.912	16,56
SIERRA LEONE	112.000	325.000	190,18	103.600	439.950	324,66
GABON	63.000		-100,00	34.650		-100,00
COTE D'IVOIRE	357.000	443.575	24,25	207.272	332.862	60,59
SEYCHELLES		100.000	-		325.000	-
DJIBOUTI		16.000	-		23.200	-
SWAZILAND	50		-100,00	530		-100,00
SOUTH AFRICA	229.002	3.242.014	1.315,71	339.849	4.574.591	1.246,07
ZIMBABWE	19.670		-100,00	33.474		-100,00
ZAMBIA	19.650		-100,00	31.363		-100,00
MAURITIUS	16.000	16.000	0,00	14.400	19.200	33,33
AUSTRALIA	42.898.392	48.388.143	12,80	34.122.908	55.564.912	62,84
NEW ZEALAND	1.258.731	2.037.735	61,89	1.238.888	2.546.565	105,55
NEW CALEDONIA	46.117	184.270	299,57	41.370	174.244	321,18
FIJI	46.530	146	-99,69	38.034	3.361	-91,16
SOLOMON ISLANDS	540	121	-77,61	1.399	325	-76,77
EAST TIMOR	65.901	69.766	5,86	70.266	58.594	-16,61
UNITED STATES	15.292.285	10.246.846	-32,99	9.926.617	8.888.337	-10,46
CANADA	556.274	56.660	-89,81	438.466	75.086	-82,88
MEXICO	3.342.374	374.023	-88,81	3.018.688	483.851	-83,97
GUATEMALA	33.000	125.000	278,79	46.263	212.000	358,25
HONDURAS		1	-		1	-
PANAMA	98.400	50.125	-49,06	220.140	64.805	-70,56
CHILE		12.032	-		9.842	-
ARGENTINA	19.120	49.500	158,89	20.558	67.241	227,08
BRAZIL	4.929	166.652	3.281,13	19.678	250.377	1.172,40
COLOMBIA	145	1.865.950	1.286.762,07	641	2.474.673	385.735,76
PARAGUAY	10.800	38.250	254,17	41.040	87.509	113,23
ECUADOR	556.000	1.043.220	87,63	391.652	891.401	127,60
PERU		1.106.750	-		1.370.237	-
JAMAICA		841.500	-		1.135.495	-
EL SALVADOR	22.400		-100,00	53.088		-100,00
COSTA RICA		40	-		100	-
FRENCH POLYNESIA		60	-		146	-
NETHERLANDS ANTILLES	15		-100,00	139		-100,00
VIRGIN ISLANDS (BRITISH)	640		-100,00	11.484		-100,00
UNITED KINGDOM	8.866.257	3.788.780	-57,27	6.296.299	3.331.990	-47,08
NETHERLANDS	1.451.354	1.218.135	-16,07	1.088.857	1.045.522	-3,98
FRANCE	18.495	750.642	3.958,52	155.988	706.274	352,77
GERMANY, FED. REP. OF	1.966.625	4.610.968	134,46	1.397.074	4.588.609	228,44
AUSTRIA	5.283	530	-89,97	4.059	6.791	67,31

https://www.bps.go.id

TABEL 6. PERKEMBANGAN EKSPOR INDONESIA MENURUT KOMODITI DAN NEGARA TUJUAN
JANUARI-AGUSTUS 2020 DAN 2021

KOMODITI / NEGARA TUJUAN	BERAT BERSIH (KG)		PERUB	NILAI FOB (US $)		PERUB
	JAN-AGT 2020	JAN-AGT 2021	%	JAN-AGT 2020	JAN-AGT 2021	%
(1)	(2)	(3)	(4)	(5)	(6)	(7)
BELGIUM	4.057.780	5.389.339	32,81	2.871.883	6.026.498	109,84
SWITZERLAND		64.043	-		47.013	-
LUXEMBOURG	250		-100,00	260.750		-100,00
DENMARK	1.810.108	1.380.425	-23,74	1.410.828	1.278.892	-9,35
SWEDEN	2	15.000	749.900,00	6	25.200	419.900,00
FINLAND	24.354	175	-99,28	29.930	875	-97,08
IRELAND	17.446.906	11.391.110	-34,71	11.707.602	8.903.562	-23,95
ITALY	63.764.821	42.808.969	-32,86	49.690.575	38.136.417	-23,25
SPAIN	1.757.985	4.192.149	138,46	923.657	3.640.802	294,17
PORTUGAL	1.982.260	689.522	-65,22	1.421.586	525.360	-63,04
GREECE	128	372.250	290.720,31	1.283	463.791	36.049,84
ANDORRA	11.520		-100,00	19.018		-100,00
HUNGARY		102	-		294	-
POLAND	880.000	186	-99,98	620.112	389	-99,94
ROMANIA	3.224.049	542.100	-83,19	2.603.953	308.242	-88,16
BULGARIA	3.747.925	1.543.000	-58,83	3.062.952	1.635.297	-46,61
KAZAKHSTAN		34	-		464	-
UKRAINE	200.232	127.590	-36,28	154.600	204.910	32,54
CROATIA	414.000	1.610.000	288,89	293.660	935.653	218,62
SLOVENIA	88.000	1.518.000	1.625,00	77.838	1.526.793	1.861,49
CZECH REPUBLIC	2.850	1.012.000	35.408,77	13.014	942.108	7.139,32
REP. OF MACEDONIA	2.000	108	-94,60	9.450	10.800	14,29
RUSSIA FEDERATION	152.000	740.190	386,97	124.868	576.344	361,56
PUPUK	**2.911.863.190**	**3.086.422.817**	**5,99**	**701.955.154**	**1.197.125.260**	**70,54**
JAPAN	89.472.733	130.636.496	46,01	21.749.264	53.725.472	147,02
HONG KONG	1.200	600	-50,00	1.334	666	-50,07
KOREA, REPUBLIC OF	406.080.898	431.036.638	6,15	94.125.734	196.133.596	108,37
TAIWAN	232.743.429	268.116.499	15,20	55.129.871	114.503.111	107,70
CHINA	295.673.002	264.665.915	-10,49	66.802.693	113.426.932	69,79
PAPUA NEW GUINEA	15.092.000	11.000.410	-27,11	7.961.317	5.352.407	-32,77
THAILAND	61.131.283	161.015.549	163,39	15.162.164	56.627.038	273,48
SINGAPORE	27.710.378	25.891.496	-6,56	6.591.487	12.759.088	93,57
PHILIPPINES	441.730.729	260.542.986	-41,02	103.832.239	84.289.591	-18,82
MALAYSIA	63.021.482	92.255.718	46,39	15.535.094	31.585.621	103,32
MYANMAR	31.575.294	67.044.770	112,33	7.486.947	23.672.640	216,19
BRUNEI DARUSSALAM	122.593	60.035	-51,03	12.163	25.572	110,25
VIET NAM	72.274.802	277.409.751	283,83	16.956.204	103.054.392	507,77
INDIA	670.552.080	407.275.989	-39,26	163.647.435	152.954.267	-6,53
PAKISTAN	292.000	930.000	218,49	111.114	390.276	251,24
BANGLADESH		24.000	-		10.364	-
SRI LANKA	52.601.979	32.755.931	-37,73	12.334.891	11.258.533	-8,73
SAUDI ARABIA		240.000	-		95.520	-
KUWAIT	68.180	10.000	-85,33	21.823	3.915	-82,06
UNITED ARAB EMIRATES		44	-		206	-
QATAR	72.000	72.000	0,00	29.330	28.459	-2,97
BAHRAIN	88		-100,00	41		-100,00
EGYPT	320.000		-100,00	89.600		-100,00
MOROCCO	1.224.000	192.000	-84,31	475.248	75.233	-84,17
MADAGASCAR		9.500.000	-		5.624.000	-
KENYA	52.000		-100,00	26.000		-100,00
REUNION	75.000		-100,00	27.375		-100,00
TOGO	45		-100,00	158		-100,00
CAMEROON	21.000	62	-99,70	15.000	270	-98,20
NIGERIA		65	-		213	-
SIERRA LEONE		13.652	-		33.182	-
SENEGAL		108.000	-		41.239	-
SOUTH AFRICA	4.564.000	16.546.376	262,54	1.300.181	9.242.027	610,83
ZIMBABWE		127	-		133	-
AUSTRALIA	118.815.914	269.900.630	127,16	35.501.771	102.338.192	188,26
NEW ZEALAND	5.799.300	8.901.700	53,50	1.288.087	1.888.453	46,61
SOLOMON ISLANDS	59.000	69.350	17,54	29.269	34.540	18,01
EAST TIMOR	114.910	234.636	104,19	37.277	113.369	204,13
UNITED STATES	30.281.917	70.631.024	133,24	7.785.254	25.632.485	229,24
CANADA	1.344.000	3.000	-99,78	476.070	2.962	-99,38
MEXICO	241.249.208	131.917.347	-45,32	56.381.258	43.896.644	-22,14
NICARAGUA		16.500.000	-		5.855.850	-
CHILE	554.000	47.941.952	8.553,78	157.580	17.688.985	11.125,39
COLOMBIA	45.984.947	42.099.129	-8,45	10.576.538	10.819.476	2,30
ECUADOR		22.000.736	-		8.006.070	-
PERU	216.000	7.427.000	3.338,43	84.752	1.928.800	2.175,82
DOMINICAN REPUBLIC	54.000		-100,00	20.380		-100,00
EL SALVADOR		10.999.760	-		3.903.815	-
NETHERLANDS		20.000	-		7.750	-
FRANCE	516.000	36.004	-93,02	93.768	6.198	-93,39
BELGIUM	40.000		-100,00	9.100		-100,00
IRELAND	125.000		-100,00	28.625		-100,00
SPAIN	236.800	395.440	66,99	60.720	87.708	44,45
KIMIA DASAR ORGANIK YANG BERSUMBER DARI MINYAK	**1.823.895.174**	**2.738.995.129**	**50,17**	**794.901.861**	**1.782.002.637**	**124,18**
JAPAN	8.374.070	6.150.348	-26,55	7.187.575	10.415.875	44,92
HONG KONG	10.475	45	-99,57	111.464	2.279	-97,96
KOREA, REPUBLIC OF	29.776.593	84.161.432	182,64	12.289.177	56.991.907	363,76
TAIWAN	19.589.305	10.292.684	-47,46	5.266.279	12.178.642	131,26
CHINA	1.095.264.229	2.016.044.655	84,07	509.995.861	1.216.237.752	138,48
THAILAND	338.506.574	246.351.163	-27,22	93.456.899	149.949.930	60,45
SINGAPORE	102.333.281	109.102.162	6,61	43.711.530	68.099.150	55,79

https://www.bps.go.id

TABEL 6. PERKEMBANGAN EKSPOR INDONESIA MENURUT KOMODITI DAN NEGARA TUJUAN
JANUARI-AGUSTUS 2020 DAN 2021

KOMODITI / NEGARA TUJUAN	BERAT BERSIH (KG)		PERUB	NILAI FOB (US $)		PERUB
	JAN-AGT 2020	JAN-AGT 2021	%	JAN-AGT 2020	JAN-AGT 2021	%
(1)	(2)	(3)	(4)	(5)	(6)	(7)
PHILIPPINES	18.773.233	22.678.750	20,80	3.926.391	12.541.900	219,43
MALAYSIA	47.274.074	59.638.830	26,16	17.810.341	49.406.191	177,40
MYANMAR	240	1.840	666,67	2.160	6.051	180,12
NEPAL	2.580		-100,00	3.526		-100,00
VIET NAM	110.932.683	102.230.749	-7,84	54.583.564	108.645.834	99,04
INDIA	28.839.119	55.888.305	93,79	18.244.017	59.404.254	225,61
PAKISTAN	19.245	633.150	3.189,95	87.629	796.971	809,48
BANGLADESH	38.000	605.910	1.494,50	41.194	1.166.081	2.730,69
SRI LANKA	117.340	52.404	-55,34	85.497	82.715	-3,25
SAUDI ARABIA	18.400		-100,00	23.800		-100,00
ISRAEL	31.180	52.120	67,16	36.321	92.454	154,55
KUWAIT		20.500	-		17.870	-
JORDAN	6.000		-100,00	7.454		-100,00
OMAN		1.048.634	-		788.583	-
TURKEY	228.015	412.480	80,90	307.402	712.353	131,73
UNITED ARAB EMIRATES	279.094	114.400	-59,01	345.461	87.696	-74,61
EGYPT	78.410	58.200	-25,77	99.403	90.250	-9,21
TANZANIA, UNITED REP. OF	18.000		-100,00	9.990		-100,00
KENYA	131.100	102.000	-22,20	153.675	128.100	-16,64
TOGO	47.000		-100,00	55.816		-100,00
NIGERIA	46.200		-100,00	58.524		-100,00
COTE D'IVOIRE	482.000	125.300	-74,00	551.800	158.432	-71,29
SOUTH AFRICA	585.090	379.940	-35,06	439.167	288.330	-34,35
MAURITIUS	8.400		-100,00	10.920		-100,00
DEMOCRATIC REP. OF THE CONGO	46.000		-100,00	56.048		-100,00
AUSTRALIA	7.238.570	5.775.734	-20,21	1.843.161	3.133.497	70,01
NEW ZEALAND	638.280	847.680	32,81	341.108	620.264	81,84
EAST TIMOR	49.111	26.582	-45,87	52.933	8.026	-84,84
UNITED STATES	3.733.445	5.044.188	35,11	6.644.040	9.055.749	36,30
CANADA	479.756	323.574	-32,55	726.619	672.013	-7,52
MEXICO	253.085	277.930	9,82	509.217	613.868	20,55
GUATEMALA		10.200	-		16.963	-
CHILE	19.800	55.200	178,79	20.880	82.642	295,79
ARGENTINA	185.436	35.135	-81,05	252.703	50.380	-80,06
BRAZIL	777.755	355.895	-54,24	1.063.390	665.871	-37,38
COLOMBIA	337.020	438.940	30,24	408.883	600.101	46,77
URUGUAY	10.500		-100,00	12.579		-100,00
ECUADOR	30.600	72.600	137,25	37.428	92.085	146,03
PERU	12.000	24.000	100,00	14.474	29.712	105,28
DOMINICAN REPUBLIC	118.800	117.600	-1,01	141.212	184.304	30,52
EL SALVADOR	11.200		-100,00	14.004		-100,00
COSTA RICA		15.400	-		24.686	-
UNITED KINGDOM	459.470	541.175	17,78	615.456	934.341	51,81
NETHERLANDS	1.216.307	3.142.385	158,35	3.173.030	5.911.487	86,30
FRANCE	248.110	444.800	79,28	409.466	815.868	99,25
GERMANY, FED. REP. OF	4.257.836	3.866.775	-9,18	6.957.991	7.580.178	8,94
AUSTRIA		29.400	-		35.280	-
BELGIUM	343.760	248.110	-27,82	424.514	486.668	14,64
SWITZERLAND	4.317	32.535	653,65	43.027	102.462	138,14
DENMARK	2.800	20.300	625,00	3.707	36.357	880,72
FINLAND	2	7.200	359.900,00	13	13.493	101.353,08
IRELAND		200	-		9.800	-
ITALY	230.330	192.330	-16,50	352.600	337.378	-4,32
SPAIN	877.330	886.600	1,06	1.211.101	1.550.218	28,00
GREECE	9.000	8.300	-7,78	11.086	15.931	43,71
HUNGARY	1.200		-100,00	1.476		-100,00
POLAND	24.000		-100,00	26.355		-100,00
BULGARIA	12.000	7.360	-38,67	15.017	11.445	-23,79
UKRAINE	540		-100,00	2.565		-100,00
SLOVENIA	25		-100,00	1.163		-100,00
RUSSIA FEDERATION	456.860	1.000	-99,78	611.780	21.970	-96,41
KIMIA DASAR ORGANIK LAINNYA	**611.834.933**	**709.280.294**	**15,93**	**527.771.340**	**725.402.854**	**37,45**
JAPAN	44.986.113	46.581.457	3,55	44.243.940	50.202.223	13,47
HONG KONG	1.865.751	2.455.565	31,61	724.852	822.699	13,50
KOREA, REPUBLIC OF	25.076.061	27.957.992	11,49	24.423.095	30.620.066	25,37
TAIWAN	8.385.480	8.428.054	0,51	6.404.266	7.354.982	14,85
CHINA	175.772.818	219.138.705	24,67	107.900.100	202.720.885	87,88
PAPUA NEW GUINEA	1.208	28.987	2.299,87	4.368	21.413	390,24
THAILAND	42.677.545	62.329.989	46,05	25.433.755	44.175.945	73,69
SINGAPORE	12.780.248	57.478.250	349,74	17.651.594	52.276.857	196,16
PHILIPPINES	19.527.920	24.717.166	26,57	13.284.209	21.514.917	61,96
MALAYSIA	37.446.546	54.521.778	45,60	22.771.298	39.951.925	75,45
MYANMAR	6.198.674	2.142.880	-65,43	6.722.089	2.670.175	-60,28
CAMBODIA	3.839	65.234	1.599,02	21.402	152.137	610,86
BRUNEI DARUSSALAM	25.915	15.707	-39,39	6.520	6.675	2,38
NEPAL	103.498	61.577	-40,50	40.420	39.658	-1,88
VIET NAM	16.298.854	21.697.801	33,12	23.579.051	33.239.842	40,97
MALDIVES	265	8.857	3.246,89	1.584	11.005	594,69
INDIA	32.832.485	21.660.738	-34,03	22.104.072	20.105.835	-9,04
PAKISTAN	2.359.746	1.964.705	-16,74	2.454.528	3.163.743	28,89
BANGLADESH	13.309.881	10.952.845	-17,71	5.247.226	5.527.882	5,35
SRI LANKA	1.202.441	1.528.273	27,10	795.172	1.030.337	29,57
IRAQ	100.429	240.000	138,97	48.320	144.615	199,29
IRAN (ISLAMIC REPUBLIC OF)	21.200	600	-97,17	39.914	18.577	-53,46
SAUDI ARABIA	6.971.536	7.277.697	4,39	4.146.155	4.166.404	0,49
ISRAEL	1.244.535	1.129.250	-9,26	906.008	797.817	-11,94
KUWAIT	20.000		-100,00	10.720		-100,00

https://www.bps.go.id

TABEL 6. PERKEMBANGAN EKSPOR INDONESIA MENURUT KOMODITI DAN NEGARA TUJUAN
JANUARI-AGUSTUS 2020 DAN 2021

KOMODITI / NEGARA TUJUAN	BERAT BERSIH (KG)		PERUB	NILAI FOB (US $)		PERUB
	JAN-AGT 2020	JAN-AGT 2021	%	JAN-AGT 2020	JAN-AGT 2021	%
(1)	(2)	(3)	(4)	(5)	(6)	(7)
JORDAN	3.140.600	3.041.590	-3,15	1.679.101	2.058.805	22,61
LEBANON	240.000	172.720	-28,03	133.800	184.842	38,15
YEMEN	151.015	284.200	88,19	95.580	179.184	87,47
SYRIA ARAB REPUBLIC	20.000	11.200	-44,00	18.420	19.238	4,44
TURKEY	1.167.160	345.675	-70,38	1.113.385	561.142	-49,60
UNITED ARAB EMIRATES	8.482.965	6.740.082	-20,55	5.837.041	5.175.156	-11,34
QATAR	52.121	28.880	-44,59	109.397	61.929	-43,39
BAHRAIN	80.000	60.000	-25,00	70.540	50.020	-29,09
CYPRUS	500		-100,00	2.209		-100,00
EGYPT	5.264.245	2.511.230	-52,30	4.255.939	2.530.310	-40,55
LIBYAN ARAB JAMAHIRIYA	46.738	17.290	-63,01	45.706	16.758	-63,33
MOROCCO	177.400	34.800	-80,38	131.896	33.122	-74,89
TUNISIA	20.000		-100,00	9.550		-100,00
ALGERIA	37.750		-100,00	29.119		-100,00
SUDAN	1.340.000	880.000	-34,33	674.877	759.500	12,54
ETHIOPIA	246.500	692.000	180,73	176.135	495.850	181,52
TANZANIA, UNITED REP. OF	1.263.000	1.280.000	1,35	618.045	873.295	41,30
KENYA	1.542.673	976.500	-36,70	974.575	834.451	-14,38
REUNION		15	-		506	-
MOZAMBIQUE	528.800	1.940.000	266,87	340.343	1.481.030	335,16
EQUATORIAL GUINEA	861		-100,00	548		-100,00
GHANA	1.386.000	352.500	-74,57	500.294	116.050	-76,80
LIBERIA	5.000	2.500	-50,00	2.575	1.315	-48,93
GUINEA		20.000	-		18.300	-
ANGOLA	80.000	120.000	50,00	38.600	97.080	151,50
CAMEROON	20.000		-100,00	9.650		-100,00
NIGERIA	1.932.320	901.480	-53,35	4.183.899	1.379.323	-67,03
SIERRA LEONE	240.000	240.000	0,00	48.000	43.200	-10,00
COTE D'IVOIRE	120.050	160.000	33,28	66.753	111.760	67,42
SENEGAL		200.010	-		127.415	-
BENIN	485		-100,00	281		-100,00
UGANDA		41.000	-		10.045	-
DJIBOUTI	1.538.500	1.413.500	-8,12	903.839	1.062.357	17,54
SOUTH AFRICA	2.661.101	1.701.190	-36,07	3.232.968	2.759.322	-14,65
MALAWI	1.260.000	580.000	-53,97	761.111	445.450	-41,47
MAURITIUS	28.600	31.000	8,39	40.613	45.780	12,72
DEMOCRATIC REP. OF THE CONGO	98.720	102.000	3,32	31.393	113.220	260,65
AUSTRALIA	8.720.107	6.810.669	-21,90	7.273.310	5.825.175	-19,91
NEW ZEALAND	1.796.670	1.404.400	-21,83	1.119.212	1.117.818	-0,12
KIRIBATI	10.708		-100,00	8.551		-100,00
EAST TIMOR	45.462	91.944	102,24	41.506	136.584	229,07
UNITED STATES	45.123.298	44.956.860	-0,37	60.697.342	72.099.185	18,78
CANADA	3.218.465	1.094.452	-65,99	3.390.816	1.674.513	-50,62
MEXICO	2.022.270	1.096.582	-45,77	5.601.281	4.607.024	-17,75
GUATEMALA	154.960	13.000	-91,61	373.435	41.951	-88,77
HONDURAS	5.000		-100,00	19.896		-100,00
NICARAGUA	5.000		-100,00	19.396		-100,00
PANAMA	38.000		-100,00	31.870		-100,00
CHILE	319.200	392.000	22,81	761.579	2.070.781	171,91
VENEZUELA	16.000	800	-95,00	72.244	3.307	-95,42
ARGENTINA	222.210	284.662	28,10	366.181	538.930	47,18
BRAZIL	3.830.650	4.308.964	12,49	12.283.272	17.235.021	40,31
COLOMBIA	707.405	350.600	-50,44	1.479.954	1.184.428	-19,97
URUGUAY	27.559	2.741	-90,05	795.832	1.027.980	29,17
PARAGUAY	20.000		-100,00	11.725		-100,00
ECUADOR	36.000	70.000	94,44	132.292	267.995	102,58
PERU	37.300	59.800	60,32	92.503	206.148	122,86
DOMINICAN REPUBLIC	132.160		-100,00	133.128		-100,00
EL SALVADOR	250		-100,00	4.210		-100,00
COSTA RICA	34.800	14.800	-57,47	190.826	148.203	-22,34
HAITI	64.000	8.000	-87,50	149.298	34.532	-76,87
UNITED KINGDOM	1.399.830	505.115	-63,92	1.698.736	1.908.398	12,34
NETHERLANDS	39.537.075	33.570.572	-15,09	28.764.057	29.113.099	1,21
FRANCE	766.533	167.582	-78,14	1.914.471	2.071.851	8,22
GERMANY, FED. REP. OF	2.519.878	3.300.694	30,99	8.153.244	14.415.062	76,80
AUSTRIA	28.825		-100,00	129.533		-100,00
BELGIUM	915.305	824.575	-9,91	6.093.030	807.515	-86,75
SWITZERLAND	54.005	47.461	-12,12	980.963	887.854	-9,49
DENMARK	586.660	474.015	-19,20	2.144.946	2.019.857	-5,83
NORWAY		100.000	-		526.705	-
SWEDEN	37.505	12.500	-66,67	157.340	55.871	-64,49
FINLAND	12.000	12.000	0,00	22.580	25.769	14,12
IRELAND	72.000	48.000	-33,33	157.424	93.344	-40,71
ITALY	283.246	310.448	9,60	1.266.038	1.258.997	-0,56
SPAIN	11.239.333	7.429.847	-33,89	16.219.956	12.256.968	-24,43
PORTUGAL	105.600	80.000	-24,24	445.035	347.499	-21,92
GREECE	240.690	36.000	-85,04	197.531	76.804	-61,12
HUNGARY	88.454	3	-100,00	599.311	8.214	-98,63
POLAND	488.290	491.000	0,55	890.639	1.589.977	78,52
BULGARIA	22.750	7.080	-68,88	22.043	106.760	384,32
UKRAINE	173.500	176.000	1,44	569.899	625.682	9,79
LITHUANIA	136.000	600	-99,56	597.791	15.300	-97,44
ESTONIA	165		-100,00	420		-100,00
GEORGIA	60.000	40.000	-33,33	36.566	34.800	-4,83
CROATIA	17.000	2.000	-88,24	75.252	10.766	-85,69
MALTA		29	-		325	-
SLOVENIA	32.000		-100,00	137.107		-100,00
RUSSIA FEDERATION	4.040.720	3.419.030	-15,39	6.329.412	6.543.493	3,38

https://www.bps.go.id

TABEL 6. PERKEMBANGAN EKSPOR INDONESIA MENURUT KOMODITI DAN NEGARA TUJUAN
JANUARI-AGUSTUS 2020 DAN 2021

KOMODITI / NEGARA TUJUAN	BERAT BERSIH (KG)		PERUB	NILAI FOB (US $)		PERUB
	JAN-AGT 2020	JAN-AGT 2021	%	JAN-AGT 2020	JAN-AGT 2021	%
(1)	(2)	(3)	(4)	(5)	(6)	(7)
SERBIA	4.000		-100,00	17.517		-100,00
BARANG KIMIA LAINNYA	**388.507.173**	**481.379.883**	**23,91**	**363.338.668**	**602.807.292**	**65,91**
JAPAN	23.352.898	23.233.068	-0,51	77.579.751	142.938.107	84,25
HONG KONG	1.553.494	1.780.309	14,60	524.567	511.530	-2,49
KOREA, REPUBLIC OF	34.540.261	32.917.973	-4,70	23.155.700	22.910.259	-1,06
TAIWAN	13.658.793	15.146.745	10,89	14.265.811	14.778.700	3,60
CHINA	41.110.929	43.587.925	6,03	43.829.595	59.547.884	35,86
PAPUA NEW GUINEA	183.388	164.912	-10,07	307.366	266.680	-13,24
THAILAND	9.314.653	10.685.335	14,72	9.654.491	10.618.227	9,98
SINGAPORE	9.824.775	16.270.171	65,60	13.688.893	15.398.410	12,49
PHILIPPINES	8.490.022	35.699.911	320,49	7.705.853	37.950.384	392,49
MALAYSIA	48.465.355	71.901.486	48,36	13.079.072	31.228.082	138,76
MYANMAR	784.228	874.950	11,57	350.899	527.892	50,44
CAMBODIA	11.680	53.846	361,01	16.328	112.947	591,72
BRUNEI DARUSSALAM	91.580	27.192	-70,31	85.196	20.399	-76,06
NEPAL	400		-100,00	4.511		-100,00
VIET NAM	16.353.401	22.347.562	36,65	15.007.995	25.481.280	69,78
MALDIVES	102.679	101.729	-0,93	47.436	58.109	22,50
INDIA	8.474.461	7.995.291	-5,65	12.003.226	19.132.452	59,39
PAKISTAN	8.694.413	7.608.832	-12,49	7.153.468	4.974.223	-30,46
BANGLADESH	15.521.156	13.071.050	-15,79	8.003.445	10.971.511	37,08
SRI LANKA	1.585.132	675.580	-57,38	1.627.115	1.145.147	-29,62
IRAQ	1.469.049	5.733.555	290,29	874.338	3.476.751	297,64
IRAN (ISLAMIC REPUBLIC OF)	24.240	186.000	667,33	118.450	197.264	66,54
SAUDI ARABIA	34.356.401	32.653.050	-4,96	14.176.499	14.933.480	5,34
ISRAEL	628.264	431.516	-31,32	388.218	320.302	-17,49
KUWAIT	2.709.834	1.569.353	-42,09	996.144	1.025.565	2,95
JORDAN	2.786.143	5.349.461	92,00	1.242.479	3.253.104	161,82
LEBANON	900.507	2.513.291	179,10	610.023	1.758.979	188,35
YEMEN	24.204	75.220	210,78	21.503	22.244	3,45
OMAN	4.462.229	2.407.668	-46,04	1.056.192	1.448.766	37,17
TURKEY	6.717.249	2.006.402	-70,13	3.702.327	1.509.385	-59,23
UNITED ARAB EMIRATES	5.154.086	5.186.537	0,63	2.396.328	3.447.848	43,88
QATAR	4.041.400	4.855.280	20,14	1.059.988	920.494	-13,16
BAHRAIN	1.972.414	839.904	-57,42	816.201	370.529	-54,60
CYPRUS	18.370	35.250	91,89	5.052	15.674	210,26
EGYPT	1.236.917	739.580	-40,21	879.238	652.048	-25,84
LIBYAN ARAB JAMAHIRIYA	27.127	102.848	279,14	28.394	91.852	223,49
MOROCCO	43.200	25.207	-41,65	21.298	18.218	-14,46
TUNISIA	86.400		-100,00	50.056		-100,00
ALGERIA	345.600	194.400	-43,75	179.021	98.837	-44,79
NAMIBIA	110		-100,00	3.500		-100,00
ETHIOPIA		18.000	-		13.320	-
TANZANIA, UNITED REP. OF	228.378	120.000	-47,46	437.778	218.060	-50,19
MADAGASCAR		21.500	-		5.375	-
KENYA	168.000	168.160	0,10	168.375	168.950	0,34
REUNION		15	-		319	-
MOZAMBIQUE		3.654	-		12.211	-
TOGO		22.000	-		43.780	-
GHANA	995.312	982.843	-1,25	604.250	607.298	0,50
LIBERIA		18.000	-		22.600	-
GUINEA	24.000	24.000	0,00	9.120	9.120	0,00
NIGERIA	712.845	1.300.870	82,49	338.372	1.666.244	392,43
GABON	4.565		-100,00	3.788		-100,00
COTE D'IVOIRE	340.800	280.800	-17,61	250.311	159.545	-36,26
SENEGAL		19	-		713	-
MALI		60	-		3.750	-
GAMBIA		20.370	-		25.373	-
SEYCHELLES	13.840		-100,00	2.906		-100,00
SOUTH AFRICA	2.018.907	2.431.080	20,42	1.748.767	2.256.352	29,03
MAURITIUS		5	-		1	-
MAYOTTE	20.780		-100,00	8.312		-100,00
AUSTRALIA	14.859.142	16.899.989	13,73	13.159.126	14.856.920	12,90
NEW ZEALAND	1.111.110	1.799.731	61,98	700.776	1.229.258	75,41
NAURU		1.711	-		1.728	-
VANUATU	1.705	834	-51,08	1.728	966	-44,10
FIJI	1.002	268	-73,27	6.768	555	-91,80
KIRIBATI	590	596	1,01	683	690	1,01
TUVALU	2.145		-100,00	2.484		-100,00
EAST TIMOR	183.770	165.211	-10,10	399.744	273.534	-31,57
UNITED STATES	10.142.597	15.643.351	54,23	22.032.225	69.582.503	215,82
CANADA	151.916	276.000	81,68	192.659	305.717	58,68
MEXICO	266.700	307.094	15,15	329.033	410.719	24,83
GUATEMALA	259.345	237.600	-8,38	145.606	143.287	-1,59
HONDURAS		450	-		1.496	-
PANAMA	8.946	57.647	544,39	5.297	30.859	482,53
CHILE	37.045	198.910	436,94	21.514	123.043	471,92
ARGENTINA	310.750	53.829	-82,68	187.466	69.678	-62,83
BRAZIL	510.588	3.819.678	648,09	755.263	2.489.250	229,59
COLOMBIA	32.815	90.236	174,98	49.089	96.974	97,55
BOLIVIA		21.600	-		13.975	-
URUGUAY	46.000	396.000	760,87	25.160	486.200	1.832,43
PARAGUAY	108.000	89.800	-16,85	63.180	45.620	-27,79
ECUADOR	42.500	49.100	15,53	70.135	61.768	-11,93
PERU	280.800	155.810	-44,51	145.711	95.803	-34,25
GUYANA		2	-		3.210	-
DOMINICAN REPUBLIC	64.800	43.200	-33,33	36.264	27.904	-23,05

https://www.bps.go.id

TABEL 6. PERKEMBANGAN EKSPOR INDONESIA MENURUT KOMODITI DAN NEGARA TUJUAN
JANUARI-AGUSTUS 2020 DAN 2021

KOMODITI / NEGARA TUJUAN	BERAT BERSIH (KG)		PERUB	NILAI FOB (US $)		PERUB
	JAN-AGT 2020	JAN-AGT 2021	%	JAN-AGT 2020	JAN-AGT 2021	%
(1)	(2)	(3)	(4)	(5)	(6)	(7)
EL SALVADOR		5.280	-		12.003	-
CAPE VERDE		161	-		219	-
UNITED KINGDOM	2.183.346	1.370.570	-37,23	3.647.106	6.218.624	70,51
NETHERLANDS	22.774.891	43.251.807	89,91	21.387.476	47.522.271	122,20
FRANCE	461.992	717.921	55,40	593.734	882.092	48,57
GERMANY, FED. REP. OF	1.616.742	3.182.649	96,86	2.735.785	5.798.741	111,96
AUSTRIA	983	1.580	60,73	235.372	374.428	59,08
BELGIUM	2.852.726	6.253.372	119,21	2.316.219	2.269.146	-2,03
SWITZERLAND		25	-		86	-
LUXEMBOURG	5		-100,00	34		-100,00
DENMARK	2.160.029	5.459.995	152,77	907.657	2.976.791	227,96
NORWAY	5.307.313	161	-100,00	1.328.032	35	-100,00
SWEDEN	126.215	211.330	67,44	92.065	205.921	123,67
FINLAND	452	350	-22,57	991	1.750	76,59
IRELAND		2	-		94	-
ITALY	1.335.381	1.337.414	0,15	4.616.476	2.991.179	-35,21
SPAIN	404.961	694.481	71,49	1.016.908	1.598.732	57,21
PORTUGAL	67.500	30.823	-54,34	41.690	70.526	69,17
GREECE	4.848.459	2.278.268	-53,01	2.898.300	1.358.288	-53,13
POLAND	81.234	0	-100,00	149.298	0	-100,00
ROMANIA		39.420	-		43.227	-
ALBANIA		17.500	-		13.125	-
AZERBAIJAN		50	-		322	-
TURKMENISTAN	1.490		-100,00	1.730		-100,00
UKRAINE	124.103	837	-99,33	136.546	4.869	-96,43
LATVIA	39.000		-100,00	7.800		-100,00
ESTONIA	759.202	355.688	-53,15	1.328.637	586.937	-55,82
GEORGIA	25.500	24.000	-5,88	31.875	4.800	-84,94
CROATIA	40.000		-100,00	12.000		-100,00
MALTA		2	-		909	-
SLOVENIA	87.512	119.000	35,98	104.929	164.725	56,99
RUSSIA FEDERATION	1.137.005	1.258.787	10,71	1.083.774	2.009.223	85,39
SERBIA	4.000		-100,00	46.377		-100,00
MINYAK ATSIRI	**55.963.961**	**56.428.023**	**0,83**	**298.501.226**	**336.511.770**	**12,73**
JAPAN	103.293	80.500	-22,07	2.602.324	2.339.416	-10,10
HONG KONG	15.200	6.947	-54,30	954.945	154.153	-83,86
KOREA, REPUBLIC OF	707.879	873.298	23,37	4.983.797	4.991.463	0,15
TAIWAN	77.164	160.888	108,50	775.825	944.999	21,81
CHINA	956.005	1.015.559	6,23	16.875.082	15.797.155	-6,39
PAPUA NEW GUINEA	1.660	1.864	12,29	21.095	15.876	-24,74
THAILAND	3.415.958	3.819.073	11,80	39.651.963	42.049.636	6,05
SINGAPORE	1.027.371	1.012.397	-1,46	19.299.081	22.384.407	15,99
PHILIPPINES	1.372.726	1.317.088	-4,05	15.684.697	15.135.229	-3,50
MALAYSIA	21.028.707	32.508.313	54,59	19.665.167	35.153.267	78,76
MYANMAR	227.680	298.330	31,03	1.697.510	2.240.241	31,97
CAMBODIA	5.375	6.049	12,53	51.580	35.156	-31,84
BRUNEI DARUSSALAM	2.903	4.324	48,95	40.307	33.060	-17,98
NEPAL	50	3.073	6.046,00	17.491	48.341	176,37
VIET NAM	1.578.896	1.900.050	20,34	20.257.964	22.750.311	12,30
MALDIVES	380	206	-45,75	27.042	14.713	-45,59
INDIA	1.270.279	1.285.303	1,18	27.074.219	31.939.890	17,97
PAKISTAN	591.063	476.902	-19,31	4.920.351	5.135.320	4,37
BANGLADESH	73.555	81.920	11,37	822.867	845.396	2,74
SRI LANKA	83.948	119.760	42,66	500.948	599.720	19,72
IRAN (ISLAMIC REPUBLIC OF)	8.500	23.850	180,59	61.898	193.957	213,35
SAUDI ARABIA	880	6.415	628,98	33.964	75.189	121,38
ISRAEL	840	3.323	295,60	3.750	44.612	1.089,65
KUWAIT	100		-100,00	4.890		-100,00
YEMEN	4		-100,00	31		-100,00
TURKEY	36.015	32.837	-8,82	888.208	1.407.841	58,50
UNITED ARAB EMIRATES	18.979	12.033	-36,60	278.705	495.159	77,66
QATAR		40	-		135	-
CYPRUS		305	-		1.208	-
EGYPT	12.862	16.835	30,89	455.488	390.266	-14,32
MOROCCO	1.200	1.200	0,00	18.600	20.340	9,35
SUDAN	1.775		-100,00	13.898		-100,00
MADAGASCAR	7.600	4.140	-45,53	26.200	24.939	-4,81
KENYA	200.000	1.080	-99,46	96.748	30.920	-68,04
GHANA	1.140	760	-33,33	19.652	14.288	-27,30
CAMEROON	16.443		-100,00	18.473		-100,00
NIGERIA	974.011	874.518	-10,21	16.629.698	13.636.937	-18,00
COTE D'IVOIRE	0		-100,00	0		-100,00
SENEGAL	288		-100,00	2.592		-100,00
BENIN		2.581	-		19.163	-
SEYCHELLES	6		-100,00	167		-100,00
DJIBOUTI	280	6.000	2.042,86	5.180	55.510	971,62
SOUTH AFRICA	23.523	19.875	-15,51	428.846	412.153	-3,89
MAURITIUS	122		-100,00	1.350		-100,00
AUSTRALIA	156.753	234.085	49,33	2.684.320	4.037.815	50,42
NEW ZEALAND	20.452	34.677	69,55	315.967	520.134	64,62
GUAM	70		-100,00	601		-100,00
SOLOMON ISLANDS	225		-100,00	2.958		-100,00
EAST TIMOR	16.532	30.304	83,31	81.534	123.297	51,22
UNITED STATES	1.185.838	989.515	-16,56	25.337.519	31.449.094	24,12
CANADA	33.009	16.604	-49,70	550.170	483.485	-12,12
MEXICO	224.497	425.219	89,41	3.810.511	6.453.840	69,37
CHILE		17.115	-		235.510	-

https://www.bps.go.id

TABEL 6. PERKEMBANGAN EKSPOR INDONESIA MENURUT KOMODITI DAN NEGARA TUJUAN
JANUARI-AGUSTUS 2020 DAN 2021

KOMODITI / NEGARA TUJUAN	BERAT BERSIH (KG)		PERUB	NILAI FOB (US $)		PERUB
	JAN-AGT 2020	JAN-AGT 2021	%	JAN-AGT 2020	JAN-AGT 2021	%
(1)	(2)	(3)	(4)	(5)	(6)	(7)
ARGENTINA	7.052	8.266	17,22	325.798	400.922	23,06
BRAZIL	39.062	48.554	24,30	1.998.567	1.984.724	-0,69
COLOMBIA	5.690	4.580	-19,51	176.772	190.297	7,65
DOMINICAN REPUBLIC	58.061	54.976	-5,31	851.513	744.014	-12,62
GUADELOUPE		1.167	-		576	-
UNITED KINGDOM	646.300	141.588	-78,09	5.301.226	5.285.414	-0,30
NETHERLANDS	18.615.528	7.350.080	-60,52	23.758.043	21.207.356	-10,74
FRANCE	403.906	416.648	3,15	15.256.635	18.061.861	18,39
GERMANY, FED. REP. OF	128.806	113.954	-11,53	5.995.438	4.708.534	-21,46
AUSTRIA	29.640	810	-97,27	48.146	172.133	257,52
BELGIUM	9.693	3.420	-64,72	152.286	60.870	-60,03
SWITZERLAND	57.383	60.494	5,42	2.892.209	2.167.066	-25,07
FINLAND		42	-		7.056	-
IRELAND	6.375	9.209	44,45	254.442	232.508	-8,62
ITALY	23.285	2.806	-87,95	445.330	134.036	-69,90
SPAIN	443.726	481.349	8,48	13.231.460	18.266.065	38,05
PORTUGAL	193	150	-22,28	7.500	6.135	-18,20
GREECE	740		-100,00	11.079		-100,00
HUNGARY		723	-		15.499	-
POLAND	66	415	528,79	739	10.592	1.334,16
KYRGYZSTAN		15	-		322	-
UKRAINE	760		-100,00	18.352		-100,00
LITHUANIA	22		-100,00	11.361		-100,00
MALTA	1		-100,00	75		-100,00
SLOVAKIA	3.000		-100,00	11.147		-100,00
SLOVENIA	120	180	50,00	1.700	5.093	199,56
CZECH REPUBLIC		1.336	-		19.769	-
RUSSIA FEDERATION	2.520	2.110	-16,27	55.235	97.386	76,31
KIMIA DASAR ORGANIK YANG MENGHASILKAN BAHAN KIMIA	**111.906.073**	**112.648.376**	**0,66**	**177.571.131**	**203.558.239**	**14,63**
JAPAN	26.439.686	26.971.121	2,01	38.363.463	41.539.795	8,28
HONG KONG	1.418.504	1.433.792	1,08	1.894.077	1.958.884	3,42
KOREA, REPUBLIC OF	21.891.460	21.915.410	0,11	28.581.527	30.616.871	7,12
TAIWAN	2.950.466	3.272.910	10,93	4.220.513	5.125.760	21,45
CHINA	2.031.676	2.818.641	38,73	3.517.532	4.213.164	19,78
PAPUA NEW GUINEA	41.856	85.518	104,31	81.280	158.415	94,90
THAILAND	2.052.660	2.058.672	0,29	3.348.526	3.536.797	5,62
SINGAPORE	1.870.590	1.780.761	-4,80	2.548.353	2.403.214	-5,70
PHILIPPINES	4.107.825	3.796.975	-7,57	6.009.509	5.585.989	-7,05
MALAYSIA	12.332.745	10.212.483	-17,19	17.368.442	15.452.207	-11,03
MYANMAR	13.025	11.500	-11,71	27.971	27.050	-3,29
CAMBODIA	102	100	-1,96	714	700	-1,96
BRUNEI DARUSSALAM	4.444	10.539	137,14	10.589	23.962	126,28
NEPAL		6.800	-		33.550	-
VIET NAM	1.150.229	1.840.820	60,04	1.609.688	2.598.098	61,40
INDIA	11.050.789	12.519.308	13,29	22.624.527	32.405.346	43,23
PAKISTAN	1.529.650	1.084.750	-29,09	1.953.454	1.364.037	-30,17
BANGLADESH	171.150	166.946	-2,46	184.257	298.800	62,17
SRI LANKA	39.000	8.415	-78,42	47.773	33.927	-28,98
IRAN (ISLAMIC REPUBLIC OF)		48.000	-		83.850	-
SAUDI ARABIA	3.073.950	2.527.730	-17,77	4.088.134	3.420.423	-16,33
ISRAEL	711.600	884.400	24,28	2.309.470	2.813.005	21,80
JORDAN		16.000	-		8.029	-
TURKEY	622.750	588.482	-5,50	1.461.826	1.102.055	-24,61
UNITED ARAB EMIRATES	626.782	477.181	-23,87	690.217	662.397	-4,03
BAHRAIN		180	-		388	-
EGYPT	56.924		-100,00	55.331		-100,00
TUNISIA		13.500	-		34.475	-
ETHIOPIA		57.595	-		48.228	-
TANZANIA, UNITED REP. OF	20.500		-100,00	33.208		-100,00
MADAGASCAR	78.856	136.469	73,06	167.424	292.053	74,44
REUNION		17.025	-		28.943	-
GHANA	217.476	217.476	0,00	379.340	371.523	-2,06
NIGERIA	1.810.400	1.035.600	-42,80	3.454.710	1.929.155	-44,16
SENEGAL	53.824	55.050	2,28	78.856	86.092	9,18
DJIBOUTI	38.000		-100,00	64.600		-100,00
SOUTH AFRICA	427.000	257.500	-39,70	662.175	423.835	-35,99
DEMOCRATIC REP. OF THE CONGO	28.800		-100,00	61.920		-100,00
AUSTRALIA	2.566.333	1.224.257	-52,30	3.219.549	2.226.792	-30,84
NEW ZEALAND	193.500	414.040	113,97	227.954	552.280	142,28
GUAM	15.617	15.617	0,00	20.771	19.443	-6,39
AMERICAN SAMOA	1.680	1.320	-21,43	4.375	3.340	-23,67
EAST TIMOR	1.875	2.661	41,94	6.355	8.049	26,64
UNITED STATES	2.779.895	4.410.956	58,67	8.114.045	16.893.775	108,20
CANADA	33.000	222.000	572,73	63.118	656.330	939,85
MEXICO	42.000	32.400	-22,86	46.635	31.749	-31,92
CHILE	80.000	5.000	-93,75	135.758	26.994	-80,12
ARGENTINA	52.000		-100,00	83.623		-100,00
BRAZIL	335.525	458.850	36,76	760.456	1.295.958	70,42
UNITED KINGDOM	185.000	250.500	35,41	230.691	323.693	40,31
NETHERLANDS	4.060.300	3.120.600	-23,14	5.881.784	4.752.777	-19,19
FRANCE	70.400	155.775	121,27	215.258	417.387	93,90
GERMANY, FED. REP. OF	1.349.083	1.665.140	23,43	4.165.149	5.543.683	33,10
BELGIUM	116.000	64.800	-44,14	325.510	197.640	-39,28
NORWAY	54.000	54.000	0,00	65.495	67.653	3,29
FINLAND	69.500	111.000	59,71	214.540	334.485	55,91
ITALY	238.740	362.700	51,92	736.590	1.066.217	44,75

https://www.bps.go.id

TABEL 6. PERKEMBANGAN EKSPOR INDONESIA MENURUT KOMODITI DAN NEGARA TUJUAN
JANUARI-AGUSTUS 2020 DAN 2021

KOMODITI / NEGARA TUJUAN	BERAT BERSIH (KG)		PERUB	NILAI FOB (US $)		PERUB
	JAN-AGT 2020	JAN-AGT 2021	%	JAN-AGT 2020	JAN-AGT 2021	%
(1)	(2)	(3)	(4)	(5)	(6)	(7)
SPAIN	1.342.285	2.338.525	74,22	3.504.222	6.757.685	92,84
PORTUGAL	48.000	64.800	35,00	73.419	197.640	169,20
GREECE	41.000	105.000	156,10	54.431	129.509	137,93
HUNGARY	324.000	259.200	-20,00	988.200	790.560	-20,00
POLAND	256.550	144.600	-43,64	319.960	180.558	-43,57
ROMANIA	41.750	69.000	65,27	106.191	210.435	98,17
BULGARIA	56.250	39.750	-29,33	98.250	64.639	-34,21
UKRAINE	21.000	42.000	100,00	24.306	53.154	118,68
SLOVENIA	72.000	60.000	-16,67	219.600	183.000	-16,67
RUSSIA FEDERATION	596.070	626.236	5,06	1.765.487	1.891.802	7,15
PEMBERANTAS HAMA (FORMULASI)	**42.628.085**	**45.403.986**	**6,51**	**174.822.981**	**206.062.230**	**17,87**
JAPAN	1.569.051	1.313.488	-16,29	3.954.229	4.807.120	21,57
HONG KONG	31.219	18.765	-39,89	121.639	96.805	-20,42
KOREA, REPUBLIC OF	407.008	533.092	30,98	1.684.277	2.377.063	41,13
TAIWAN	822.987	663.131	-19,42	3.919.519	5.013.650	27,91
CHINA	1.318.009	1.624.049	23,22	12.645.500	26.626.891	110,56
PAPUA NEW GUINEA	13.030	21.371	64,01	14.693	31.089	111,59
THAILAND	4.507.574	4.981.018	10,50	26.798.897	32.022.752	19,49
SINGAPORE	1.120.195	848.932	-24,22	4.508.050	4.616.872	2,41
PHILIPPINES	7.838.253	7.284.952	-7,06	38.195.476	34.943.666	-8,51
MALAYSIA	3.652.574	3.787.823	3,70	22.374.680	29.400.331	31,40
MYANMAR	130.320	117.471	-9,86	2.731.972	1.422.722	-47,92
CAMBODIA	20.875	18.879	-9,56	525.936	291.879	-44,50
BRUNEI DARUSSALAM	5.239	7.735	47,64	16.962	40.447	138,45
NEPAL	7.344		-100,00	44.404		-100,00
VIET NAM	651.421	1.286.039	97,42	7.479.544	12.245.550	63,72
MALDIVES	62.980	93.886	49,07	253.707	377.558	48,82
INDIA	22.356	32	-99,86	238.900	110	-99,95
PAKISTAN	1.590.871	1.571.889	-1,19	4.872.018	5.318.123	9,16
BANGLADESH	1.170.380	1.744.094	49,02	3.134.288	8.819.440	181,39
SRI LANKA	953.175	556.917	-41,57	5.055.167	2.434.056	-51,85
AFGHANISTAN	55.987		-100,00	144.342		-100,00
IRAN (ISLAMIC REPUBLIC OF)		32.875	-		126.714	-
SAUDI ARABIA	21.168	31.120	47,01	240.435	148.360	-38,29
ISRAEL	7.761	8.513	9,69	53.600	58.056	8,31
JORDAN	9.369	6.240	-33,40	204.111	134.596	-34,06
LEBANON	4.471	31.020	593,77	49.011	41.133	-16,07
YEMEN	69.561	50.727	-27,08	215.711	145.138	-32,72
TURKEY	2.631	922	-64,94	36.676	71.269	94,32
UNITED ARAB EMIRATES	33.046	49.939	51,12	123.357	121.063	-1,86
QATAR	9.665	2.565	-73,47	42.622	8.116	-80,96
EGYPT		79	-		140	-
LIBYAN ARAB JAMAHIRIYA	8.668		-100,00	34.909		-100,00
MOROCCO	9.695		-100,00	67.500		-100,00
SUDAN	33.523	1.080	-96,78	93.500	3.137	-96,65
TANZANIA, UNITED REP. OF	361.754	484.684	33,98	974.322	1.131.368	16,12
MADAGASCAR	44.265	59.220	33,79	45.504	90.843	99,64
SOMALIA	605	48	-92,06	2.268	52	-97,71
KENYA	51.497	63.703	23,70	162.919	166.045	1,92
MOZAMBIQUE	93.489	44.774	-52,11	211.952	101.360	-52,18
EQUATORIAL GUINEA	3.099		-100,00	9.662		-100,00
TOGO	5.802		-100,00	32.566		-100,00
GHANA	65.643	154.466	135,31	243.799	537.106	120,31
LIBERIA	15.956	33.236	108,30	95.058	181.102	90,52
ANGOLA	19.795	29.404	48,55	53.512	84.863	58,59
CONGO	7.142	18.048	152,72	19.451	45.421	133,51
CAMEROON	18.948	1.022	-94,60	74.463	4.038	-94,58
NIGERIA	789.073	684.645	-13,23	2.136.192	1.478.144	-30,80
GABON	80.285	125.328	56,10	281.824	374.942	33,04
COTE D'IVOIRE	24.480	35.256	44,02	155.991	322.491	106,74
SENEGAL	21.093	16.357	-22,45	47.502	45.695	-3,81
MAURITANIA		805	-		1.371	-
MALI	6.854	15.694	128,97	26.700	61.863	131,70
BENIN	4.655	4.804	3,20	11.671	11.868	1,69
BURKINA FASO	494		-100,00	1.645		-100,00
GAMBIA		1	-		50	-
SEYCHELLES	155	6.357	3.997,31	566	20.169	3.465,05
UGANDA		14.040	-		45.688	-
DJIBOUTI	32.153		-100,00	94.131		-100,00
SOUTH AFRICA	677.215	827.639	22,21	827.716	1.061.119	28,20
MALAWI		13.438	-		33.698	-
COMOROS	2.193	1.718	-21,66	1.648	6.587	299,79
MAURITIUS	196.485	50.901	-74,09	593.184	137.174	-76,88
RWANDA	5.874		-100,00	35.695		-100,00
MAYOTTE	33.093	40.861	23,47	75.865	86.548	14,08
AUSTRALIA	3.119.981	2.271.326	-27,20	13.081.504	10.418.558	-20,36
NEW ZEALAND	269.518	322.317	19,59	828.963	752.390	-9,24
MICRONESIA, FED. STATES OF	115	43	-62,50	432	163	-62,36
NAURU		132	-		790	-
NEW CALEDONIA	22.830	29.222	28,00	54.931	58.640	6,75
VANUATU	331	144	-56,52	1.242	540	-56,52
FIJI	8.307	9.301	11,96	14.145	17.754	25,52
KIRIBATI	1.269	2.325	83,28	5.633	18.418	226,94
MARSHALL ISLANDS	108	720	566,67	405	1.740	329,63
SOLOMON ISLANDS		2.373	-		6.989	-
EAST TIMOR	140.273	211.252	50,60	327.321	497.909	52,12
UNITED STATES	20.502	56.798	177,04	279.026	618.273	121,58

https://www.bps.go.id

TABEL 6. PERKEMBANGAN EKSPOR INDONESIA MENURUT KOMODITI DAN NEGARA TUJUAN
JANUARI-AGUSTUS 2020 DAN 2021

KOMODITI / NEGARA TUJUAN	BERAT BERSIH (KG)		PERUB	NILAI FOB (US $)		PERUB
	JAN-AGT 2020	JAN-AGT 2021	%	JAN-AGT 2020	JAN-AGT 2021	%
(1)	(2)	(3)	(4)	(5)	(6)	(7)
CANADA		6.216	-		17.197	-
MEXICO	5.358.019	5.407.226	0,92	6.646.172	6.998.010	5,29
GUATEMALA		432.791	-		388.958	-
HONDURAS	94.315	43.265	-54,13	104.374	40.021	-61,66
NICARAGUA	80.515	172.209	113,88	72.272	153.339	112,17
PANAMA	49.859	58.104	16,53	51.109	176.294	244,93
SURINAME	5.464	619	-88,67	20.145	2.322	-88,47
CHILE		3.888	-		3.353	-
ARGENTINA	2.232.804	4.851.953	117,30	2.485.661	5.091.166	104,82
BRAZIL	127.130	193.574	52,27	120.319	168.939	40,41
COLOMBIA	48.923	85.485	74,73	57.322	211.198	268,44
PARAGUAY		58.185	-		60.641	-
ECUADOR	31.498	27.999	-11,11	31.010	18.225	-41,23
PERU	34.833	27.246	-21,78	120.644	60.345	-49,98
GUYANA	9.042	9.042	0,00	10.648	10.615	-0,31
TRINIDAD AND TOBAGO	18.084	35.313	95,27	20.784	41.073	97,62
BAHAMAS	9.041		-100,00	14.817		-100,00
JAMAICA	145.422	249.241	71,39	307.553	428.012	39,17
DOMINICAN REPUBLIC	18.084	45.095	149,36	15.659	52.612	235,99
EL SALVADOR	222.735	182.237	-18,18	217.805	177.687	-18,42
COSTA RICA	345.406	164.182	-52,47	359.629	173.333	-51,80
HAITI	56.381	88.711	57,34	166.619	181.136	8,71
BARBADOS		5.184	-		19.440	-
ANTIGUA AND BARBUDA		7.410	-		18.446	-
FRENCH POLYNESIA	17.149		-100,00	43.017		-100,00
NETHERLANDS ANTILLES		1.253	-		1.873	-
SAINT LUCIA	8.820	20.160	128,57	9.702	22.176	128,57
UNITED KINGDOM	35	300	746,26	40	14.940	37.343,61
NETHERLANDS	45		-100,00	831		-100,00
FRANCE	19.263	47.916	148,74	29.102	71.296	144,99
GERMANY, FED. REP. OF	700.000	43.200	-93,83	660.212	36.083	-94,53
SWEDEN	5		-100,00	4		-100,00
ITALY	488.693	424.776	-13,08	2.323.334	877.639	-62,23
PORTUGAL	1.398		-100,00	12.043		-100,00
GREECE	63.015	59.325	-5,86	95.805	116.823	21,94
POLAND	19.125	80.852	322,76	9.191	85.936	835,00
UKRAINE	41.085	59.979	45,99	40.964	60.266	47,12
UZBEKISTAN	22.880		-100,00	28.600		-100,00
RUSSIA FEDERATION	53.280	190.008	256,62	62.554	117.224	87,40
KIMIA DASAR ORGANIK UNTUK BAHAN BAKU ZAT WARNA	**19.564.478**	**20.617.285**	**5,38**	**103.488.044**	**122.679.148**	**18,54**
JAPAN	734.762	763.996	3,98	5.310.788	5.215.534	-1,79
HONG KONG	275.838	152.467	-44,73	2.055.384	1.549.019	-24,64
KOREA, REPUBLIC OF	638.610	884.415	38,49	2.041.679	3.480.807	70,49
TAIWAN	580.800	582.615	0,31	6.044.528	5.774.799	-4,46
CHINA	1.991.797	1.399.234	-29,75	6.948.367	10.986.481	58,12
MONGOLIA	68	20	-70,59	6.120	1.800	-70,59
PAPUA NEW GUINEA	652	685	5,09	249	1.172	369,57
THAILAND	704.066	597.210	-15,18	3.890.969	3.471.890	-10,77
SINGAPORE	4.330.540	3.458.163	-20,14	16.408.809	16.924.943	3,15
PHILIPPINES	378.733	673.669	77,87	1.795.210	2.464.968	37,31
MALAYSIA	207.438	328.881	58,54	956.438	1.270.285	32,81
MYANMAR	285	20	-92,98	19.902	1.133	-94,31
BRUNEI DARUSSALAM		10	-		253	-
NEPAL	120		-100,00	1.270		-100,00
VIET NAM	794.274	1.001.083	26,04	5.794.622	9.159.710	58,07
INDIA	158.942	111.663	-29,75	1.847.783	1.489.247	-19,40
PAKISTAN	1.172.895	1.198.860	2,21	4.299.459	5.395.522	25,49
BANGLADESH	1.716.061	3.292.127	91,84	3.428.776	6.357.824	85,43
SRI LANKA	46.075	66.735	44,84	487.080	747.799	53,53
IRAQ		1.500	-		13.583	-
ISRAEL		2.000	-		5.800	-
JORDAN	6.400		-100,00	28.200		-100,00
TURKEY	841.351	796.730	-5,30	5.689.637	6.635.147	16,62
UNITED ARAB EMIRATES	500	14	-97,20	2.450	5	-99,80
EGYPT		26.025	-		662.657	-
KENYA	1.080	590	-45,37	11.102	11.162	0,54
GHANA	625	376	-39,86	2.125	1.275	-40,00
CAMEROON	14.490		-100,00	8.913		-100,00
NIGERIA	123.440	171.725	39,12	2.301.228	2.036.209	-11,52
DJIBOUTI		800	-		2.720	-
SWAZILAND		50	-		591	-
SOUTH AFRICA	20.895	23.175	10,91	246.039	300.987	22,33
MAURITIUS	4.828	1.160	-75,98	54.070	4.923	-90,90
AUSTRALIA	282.726	275.186	-2,67	1.244.607	697.396	-43,97
NEW ZEALAND	4.320	4.703	8,86	19.297	23.412	21,33
FIJI	3.000	9.600	220,00	49.806	157.284	215,79
TONGA	167	660	295,21	1.184	3.575	201,94
EAST TIMOR	3.426	7.674	124,00	11.006	33.264	202,24
UNITED STATES	897.127	966.209	7,70	7.226.196	7.959.073	10,14
CANADA	66.000	88.000	33,33	286.409	290.234	1,34
MEXICO	313.561	352.570	12,44	2.384.499	2.631.254	10,35
GUATEMALA	75	1.000	1.233,33	1.742	13.678	685,41
HONDURAS	80.825	107.825	33,41	1.033.585	1.194.369	15,56
PANAMA	6.705	7.600	13,35	120.487	121.021	0,44
CHILE	8.544	3.160	-63,01	55.119	13.554	-75,41
ARGENTINA	14.120	12.925	-8,46	110.863	84.916	-23,40

https://www.bps.go.id

TABEL 6. PERKEMBANGAN EKSPOR INDONESIA MENURUT KOMODITI DAN NEGARA TUJUAN
JANUARI-AGUSTUS 2020 DAN 2021

KOMODITI / NEGARA TUJUAN	BERAT BERSIH (KG)		PERUB	NILAI FOB (US $)		PERUB
	JAN-AGT 2020	JAN-AGT 2021	%	JAN-AGT 2020	JAN-AGT 2021	%
(1)	(2)	(3)	(4)	(5)	(6)	(7)
BRAZIL	84.679	134.371	58,68	1.034.348	1.841.027	77,99
COLOMBIA	97.960	135.045	37,86	845.313	1.254.507	48,41
ECUADOR	680	480	-29,41	11.534	7.762	-32,70
PERU	200	40.535	20.167,50	4.346	157.685	3.528,29
DOMINICAN REPUBLIC	54.000	5.000	-90,74	117.457	54.318	-53,75
EL SALVADOR	27.994	51.873	85,30	190.711	326.445	71,17
UNITED KINGDOM	23.935	4.000	-83,29	99.620	49.603	-50,21
NETHERLANDS	706.636	767.807	8,66	8.203.916	9.189.121	12,01
FRANCE	7	39	468,12	20	2.247	11.042,80
GERMANY, FED. REP. OF	1.088.601	1.348.165	23,84	4.702.636	6.893.652	46,59
BELGIUM	460.232	421.963	-8,32	2.815.062	2.671.230	-5,11
SWITZERLAND	142.800	134.360	-5,91	1.630.951	1.647.507	1,02
DENMARK		475	-		20.301	-
ITALY	97.214	24.481	-74,82	128.056	299.100	133,57
SPAIN	311.910	151.975	-51,28	1.440.946	1.011.329	-29,81
PORTUGAL	23.009	21.509	-6,52	24.621	44.580	81,07
GREECE		2.100	-		17.460	-
CZECH REPUBLIC	60		-100,00	828		-100,00
RUSSIA FEDERATION	18.400		-100,00	11.682		-100,00
CAT DAN TINTA CETAK	**27.530.647**	**28.211.855**	**2,47**	**94.539.381**	**113.463.676**	**20,02**
JAPAN	1.150.545	1.188.055	3,26	3.369.026	3.829.958	13,68
HONG KONG	69.986	57.867	-17,32	513.992	432.136	-15,93
KOREA, REPUBLIC OF	715.037	349.761	-51,08	2.717.409	2.379.477	-12,44
TAIWAN	149.362	434.373	190,82	501.543	1.920.248	282,87
CHINA	837.791	596.871	-28,76	3.665.306	3.158.106	-13,84
PAPUA NEW GUINEA	11.277	4.305	-61,82	34.170	26.334	-22,93
THAILAND	1.605.633	789.167	-50,85	6.792.615	2.989.171	-55,99
SINGAPORE	5.973.733	6.461.022	8,16	35.510.062	51.819.411	45,93
PHILIPPINES	2.362.687	2.001.861	-15,27	6.419.435	7.640.589	19,02
MALAYSIA	1.772.183	2.961.290	67,10	2.830.546	4.314.630	52,43
MYANMAR	110.811	67.541	-39,05	441.075	265.171	-39,88
CAMBODIA	7.339	4.132	-43,69	50.760	21.841	-56,97
BRUNEI DARUSSALAM	25.115	9.409	-62,54	73.733	32.063	-56,51
NEPAL	673	3.495	419,29	2.953	16.650	463,80
VIET NAM	2.873.697	2.974.153	3,50	6.074.522	5.889.506	-3,05
MALDIVES	10.122	78.935	679,86	12.920	443.773	3.334,89
INDIA	1.342.310	1.783.780	32,89	4.276.295	6.077.941	42,13
PAKISTAN	98.040	86.176	-12,10	916.522	788.224	-14,00
BANGLADESH	430.250	215.156	-49,99	986.468	619.440	-37,21
SRI LANKA	539.745	981.458	81,84	987.513	1.437.565	45,57
IRAQ		36.662	-		5.215	-
SAUDI ARABIA	11.614	1.735	-85,06	87.098	10.093	-88,41
JORDAN		54	-		4.065	-
OMAN		11	-		2	-
TURKEY	370.504	722.067	94,89	671.659	1.236.979	84,17
UNITED ARAB EMIRATES	11.325	16.192	42,98	71.228	91.928	29,06
EGYPT	1.200	1.200	0,00	4.203	4.018	-4,39
GHANA	4		-100,00	465		-100,00
NIGERIA	873.379	879.178	0,66	2.861.954	2.895.735	1,18
SEYCHELLES	1		-100,00	10		-100,00
SOUTH AFRICA	213.860	312.000	45,89	481.721	621.801	29,08
MAURITIUS	1.300	270	-79,23	274	978	256,41
AUSTRALIA	2.716.507	2.591.337	-4,61	3.623.309	3.174.285	-12,39
NEW ZEALAND	81.776	37.940	-53,60	287.816	196.860	-31,60
SOLOMON ISLANDS	309		-100,00	2.160		-100,00
EAST TIMOR	1.056.902	1.159.859	9,74	1.189.614	1.434.508	20,59
UNITED STATES	1.661.269	984.945	-40,71	6.868.131	7.188.087	4,66
MEXICO	297.626	176.283	-40,77	1.036.042	956.779	-7,65
GUATEMALA	1.770	700	-60,45	1.294	585	-54,78
PANAMA		2	-		71	-
BRAZIL	31.724	46.248	45,78	269.349	317.746	17,97
COSTA RICA		31.786	-		155.662	-
UNITED KINGDOM	54.927	11.402	-79,24	405.340	86.982	-78,54
NETHERLANDS	6.250	82.650	1.222,31	35.351	554.190	1.467,66
FRANCE	397	1.058	166,75	4.214	8.979	113,09
GERMANY, FED. REP. OF	23.694	12.474	-47,36	176.676	227.029	28,50
BELGIUM	168		-100,00	822		-100,00
SWITZERLAND	1.180		-100,00	25.943		-100,00
DENMARK	131	23	-82,18	1.332	981	-26,33
FINLAND		860	-		19.067	-
ITALY	11.909	8.805	-26,06	77.004	25.816	-66,47
SPAIN	14.278	6.484	-54,59	170.983	28.737	-83,19
PORTUGAL		7	-		1.476	-
ESTONIA	303		-100,00	6.467		-100,00
SLOVENIA		9.766	-		36.037	-
REP. OF MACEDONIA		31.050	-		76.751	-
RUSSIA FEDERATION	3		-100,00	2.059		-100,00
ARANG KAYU	**153.714.874**	**121.607.999**	**-20,89**	**111.206.390**	**98.137.024**	**-11,75**
JAPAN	2.310.053	2.103.804	-8,93	1.830.223	1.755.055	-4,11
HONG KONG	28.159		-100,00	12.154		-100,00
KOREA, REPUBLIC OF	1.257.302	1.181.400	-6,04	480.930	311.710	-35,19
TAIWAN	44.000	32	-99,93	32.142	403	-98,75
CHINA	13.302.214	7.191.011	-45,94	6.243.606	3.003.787	-51,89
THAILAND	50		-100,00	225		-100,00
SINGAPORE	1.276.641	13.652	-98,93	480.255	16.108	-96,65
PHILIPPINES	20	1.800.000	8.999.901,75	171	810.007	472.400,27

https://www.bpsbjb.id

TABEL 6. PERKEMBANGAN EKSPOR INDONESIA MENURUT KOMODITI DAN NEGARA TUJUAN
JANUARI-AGUSTUS 2020 DAN 2021

KOMODITI / NEGARA TUJUAN	BERAT BERSIH (KG)		PERUB	NILAI FOB (US $)		PERUB
	JAN-AGT 2020	JAN-AGT 2021	%	JAN-AGT 2020	JAN-AGT 2021	%
(1)	(2)	(3)	(4)	(5)	(6)	(7)
MALAYSIA	10.664.753	13.927.737	30,60	3.166.195	3.686.770	16,44
BRUNEI DARUSSALAM	2.269	1.752	-22,78	26.341	18.524	-29,68
VIET NAM	6.911.400	4.240.200	-38,65	2.679.397	1.962.090	-26,77
MALDIVES		4.040	-		2.493	-
INDIA	224.976	400.630	78,08	182.888	503.931	175,54
PAKISTAN	46.110	142.732	209,55	52.379	72.526	38,46
BANGLADESH		133.000	-		50.300	-
SRI LANKA	3.381.234	4.683.890	38,53	1.378.548	2.257.725	63,78
IRAQ	19.689.455	13.080.459	-33,57	19.202.496	13.965.156	-27,27
IRAN (ISLAMIC REPUBLIC OF)	50.807	114.000	124,38	66.441	151.690	128,31
SAUDI ARABIA	21.148.229	16.535.163	-21,81	18.906.942	15.091.894	-20,18
ISRAEL	975.925	753.358	-22,81	729.308	608.841	-16,52
KUWAIT	2.324.891	1.215.514	-47,72	1.042.639	960.936	-7,84
JORDAN	6.720.296	3.105.237	-53,79	5.513.078	3.113.205	-43,53
LEBANON	5.702.753	6.325.351	10,92	4.780.076	5.335.249	11,61
PALESTINA	49.200		-100,00	64.199		-100,00
YEMEN	154.073	111.600	-27,57	105.064	142.656	35,78
OMAN	692.092	384.277	-44,48	353.066	360.036	1,97
TURKEY	3.826.676	4.245.694	10,95	3.176.824	4.320.331	36,00
UNITED ARAB EMIRATES	3.476.182	3.504.385	0,81	2.334.499	3.025.609	29,60
QATAR	3.011.571	1.196.946	-60,26	872.902	511.643	-41,39
BAHRAIN	820.026	1.125.288	37,23	435.576	572.907	31,53
CYPRUS	46.210		-100,00	33.595		-100,00
EGYPT	372.630	541.282	45,26	385.113	594.163	54,28
LIBYAN ARAB JAMAHIRIYA	62.990		-100,00	45.889		-100,00
MOROCCO	83.070	37.000	-55,46	79.968	43.910	-45,09
SUDAN		36.000	-		7.200	-
REUNION	17.959	15.760	-12,24	27.515	19.488	-29,17
GHANA	12.120	59.120	387,79	14.554	71.335	390,14
GUINEA	26.590		-100,00	23.649		-100,00
NIGERIA	25.000		-100,00	22.500		-100,00
COTE D'IVOIRE	26.000		-100,00	30.324		-100,00
MAURITANIA		20.000	-		22.800	-
SEYCHELLES	7		-100,00	97		-100,00
SOUTH AFRICA		171.132	-		230.846	-
AUSTRALIA	3.753.564	922.058	-75,44	1.368.506	555.048	-59,44
NEW ZEALAND	458.326	344.031	-24,94	258.694	256.060	-1,02
NAURU	24.000		-100,00	24.000		-100,00
NEW CALEDONIA	32		-100,00	221		-100,00
COOK ISLANDS	7		-100,00	971		-100,00
FIJI	87		-100,00	1.656		-100,00
UNITED STATES	3.281.521	2.425.460	-26,09	3.059.735	2.221.414	-27,40
CANADA	68.248	95.745	40,29	52.940	114.573	116,42
MEXICO	76	25.235	33.103,95	56	31.061	55.118,84
PANAMA	28.840		-100,00	37.568		-100,00
VENEZUELA	58.100		-100,00	61.520		-100,00
ARGENTINA		21.000	-		29.850	-
BRAZIL	3.685.964	2.337.980	-36,57	4.102.839	2.003.946	-51,16
URUGUAY		1.025.800	-		1.317.570	-
PARAGUAY	73.800	50.789	-31,18	92.250	42.085	-54,38
JAMAICA	924		-100,00	3.105		-100,00
DOMINICAN REPUBLIC		18.058	-		26.392	-
COSTA RICA	2		-100,00	5		-100,00
CAYMAN ISLANDS	171		-100,00	883		-100,00
FRENCH POLYNESIA	73	670	817,81	1.337	1.104	-17,41
NETHERLANDS ANTILLES	175		-100,00	525		-100,00
GUADELOUPE	263	893	239,12	515	4.853	842,82
UNITED KINGDOM	568.333	754.378	32,74	601.621	845.820	40,59
NETHERLANDS	6.752.818	5.152.648	-23,70	7.747.747	6.718.882	-13,28
FRANCE	245.341	41.409	-83,12	310.520	19.901	-93,59
GERMANY, FED. REP. OF	4.466.046	1.721.922	-61,44	4.608.377	2.101.023	-54,41
AUSTRIA	54.930	19.200	-65,05	102.597	37.954	-63,01
BELGIUM	2.250.579	3.080.431	36,87	2.067.024	3.781.069	82,92
SWITZERLAND	56.620	103	-99,82	56.340	1.354	-97,60
DENMARK	143.750	19	-99,99	160.256	111	-99,93
NORWAY	10.942.025	4.680.978	-57,22	3.349.511	1.426.662	-57,41
SWEDEN	498.097	273.373	-45,12	636.440	349.192	-45,13
FINLAND	18.000	59.200	228,89	4.500	78.165	1.637,00
ITALY	46.918	189	-99,60	56.020	315	-99,44
SPAIN	657.904	485.347	-26,23	692.367	484.994	-29,95
PORTUGAL	84.706		-100,00	72.495		-100,00
GREECE	292.184	307.512	5,25	308.717	201.242	-34,81
HUNGARY	38.825		-100,00	62.106		-100,00
POLAND	74.543	37.768	-49,33	110.355	62.987	-42,92
ROMANIA	119.550	86.576	-27,58	111.561	106.263	-4,75
BULGARIA	11.166	35.004	213,49	13.516	43.155	219,28
ALBANIA		34.200	-		42.750	-
MOLDOVA, REPUBLIC OF		18.000	-		21.600	-
UKRAINE	784.490	1.026.572	30,86	826.179	1.226.600	48,47
UZBEKISTAN	18.000	18.500	2,78	19.530	19.530	0,00
LITHUANIA	321.534	9	-100,00	424.374	224	-99,95
LATVIA	828.202	718.238	-13,28	1.145.438	1.126.472	-1,66
ESTONIA	260.960	417.600	60,02	134.400	227.200	69,05
GEORGIA	74.000	21.460	-71,00	52.200	27.772	-46,80
CROATIA	35.320	57.240	62,06	43.553	73.518	68,80
SLOVENIA	38		-100,00	150		-100,00
CZECH REPUBLIC	20	19.367	96.732,80	34	32.165	95.259,39
RUSSIA FEDERATION	3.850.868	6.796.097	76,48	3.577.952	8.796.947	145,87

https://www.bps.go.id

TABEL 6. PERKEMBANGAN EKSPOR INDONESIA MENURUT KOMODITI DAN NEGARA TUJUAN
JANUARI-AGUSTUS 2020 DAN 2021

KOMODITI / NEGARA TUJUAN	BERAT BERSIH (KG)		PERUB	NILAI FOB (US $)		PERUB
	JAN-AGT 2020	JAN-AGT 2021	%	JAN-AGT 2020	JAN-AGT 2021	%
(1)	(2)	(3)	(4)	(5)	(6)	(7)
SERBIA	2.000		-100,00	12.414		-100,00
MONTENEGRO	19.000	75.500	297,37	19.000	77.875	309,87
KARET BUATAN	**179.121.823**	**115.044.234**	**-35,77**	**226.529.863**	**166.595.433**	**-26,46**
JAPAN	198.914	301.199	51,42	216.429	303.326	40,15
HONG KONG		2	-		2	-
KOREA, REPUBLIC OF	600.461	849.794	41,52	454.050	1.004.449	121,22
TAIWAN	24.163	100.475	315,82	28.877	25.494	-11,71
CHINA	112.628.881	33.922.074	-69,88	138.589.834	56.457.134	-59,26
MACAU	6.300		-100,00	8.663		-100,00
THAILAND	6.392.501	11.840.444	85,22	10.345.134	19.745.668	90,87
SINGAPORE	279.242	203.129	-27,26	335.072	260.048	-22,39
PHILIPPINES	35.700	102.497	187,11	38.405	97.275	153,28
MALAYSIA	1.267.500	1.717.717	35,52	1.456.024	2.171.762	49,16
MYANMAR	25.285	4.337	-82,85	97.364	164.956	69,42
CAMBODIA	94.500	19.810	-79,04	72.983	35.215	-51,75
VIET NAM	6.092.883	6.205.464	1,85	4.143.767	5.197.426	25,43
INDIA	910.560	2.955.340	224,56	653.594	4.610.554	605,42
PAKISTAN	956.200	1.205.720	26,09	696.753	1.490.048	113,86
BANGLADESH		1.717	-		31.588	-
SRI LANKA	211.224	186.100	-11,89	206.224	387.200	87,76
SAUDI ARABIA	18.000	90.000	400,00	13.645	65.365	379,02
KUWAIT		3.293	-		8.808	-
TURKEY	2.000		-100,00	1.547		-100,00
UNITED ARAB EMIRATES	107.397	126.918	18,18	144.725	161.769	11,78
BAHRAIN	11.656		-100,00	63.452		-100,00
ALGERIA	16.000		-100,00	12.444		-100,00
AUSTRALIA	8.706.690	11.590.189	33,12	5.722.578	9.477.108	65,61
NEW ZEALAND	3.544.160	1.818.510	-48,69	2.581.964	1.622.425	-37,16
UNITED STATES	5.616.666	4.875.192	-13,20	9.691.050	8.560.745	-11,66
CANADA	2.435.020	3.303.472	35,67	4.332.405	5.553.282	28,18
MEXICO		7.492	-		16.333	-
CURACAO	125		-100,00	1		-100,00
BRAZIL	1.275.656	1.492.847	17,03	2.293.464	2.465.148	7,49
UNITED KINGDOM	142		-100,00	2.072		-100,00
NETHERLANDS	3.660.674	5.562.831	51,96	5.857.330	8.163.243	39,37
FRANCE	5.739.267	5.039.319	-12,20	9.182.537	7.039.951	-23,33
GERMANY, FED. REP. OF	285	1.114	290,98	4.708	15.978	239,41
SWEDEN		5	-		102	-
ITALY	4.409.316	5.749.973	30,41	7.114.499	8.067.889	13,40
SPAIN	6.434.236	11.258.518	74,98	10.390.419	16.709.195	60,81
POLAND	3.875.721	1.868.422	-51,79	6.173.153	2.793.042	-54,76
ROMANIA	3.311.372	2.279.761	-31,15	5.134.652	3.497.224	-31,89
BULGARIA	233.126	118.108	-49,34	468.583	119.289	-74,54
LITHUANIA	1		-100,00	1.461		-100,00
SLOVENIA		242.450	-		276.393	-
PERNIS (TERMASUK MASTIK)	**6.726.522**	**8.935.736**	**32,84**	**19.448.996**	**27.788.333**	**42,88**
JAPAN	411.002	742.670	80,70	1.369.828	2.413.827	76,21
HONG KONG	40.380	36.366	-9,94	175.374	166.049	-5,32
KOREA, REPUBLIC OF	33.719	32.248	-4,36	89.856	159.027	76,98
TAIWAN	38.482	102.557	166,51	216.668	506.361	133,70
CHINA	98.375	113.175	15,04	409.165	491.469	20,12
PAPUA NEW GUINEA	3.370	4.375	29,82	15.125	11.640	-23,04
THAILAND	1.060.179	896.809	-15,41	3.237.274	2.644.377	-18,31
SINGAPORE	311.456	425.908	36,75	517.162	1.258.752	143,40
PHILIPPINES	799.898	656.007	-17,99	2.107.458	2.086.036	-1,02
MALAYSIA	872.877	901.016	3,22	2.109.758	2.281.056	8,12
MYANMAR	97.349	50.060	-48,58	353.451	218.952	-38,05
CAMBODIA	6.112	6.497	6,30	35.367	36.247	2,49
BRUNEI DARUSSALAM	8.983	11.431	27,25	49.780	101.637	104,17
NEPAL	762	3.744	391,23	3.980	23.419	488,37
VIET NAM	1.945.163	2.736.527	40,68	4.764.297	7.492.199	57,26
MALDIVES	34.925	55.360	58,51	164.155	353.824	115,54
INDIA	339.205	433.232	27,72	1.934.521	2.393.025	23,70
PAKISTAN	244.400	197.134	-19,34	539.584	482.169	-10,64
BANGLADESH	15.124	69.005	356,27	48.431	224.792	364,15
SRI LANKA	110.312	229.463	108,01	324.021	668.309	106,25
SAUDI ARABIA	1.360		-100,00	16.348		-100,00
TURKEY	3.690	3.872	4,93	14.031	15.782	12,48
UNITED ARAB EMIRATES	293	8.399	2.771,35	345	61.224	17.646,09
REUNION	24	1	-95,83	175	62	-64,56
GHANA	4		-100,00	128		-100,00
LIBERIA	7.698		-100,00	33.587		-100,00
AUSTRALIA	110.682	386.359	249,07	550.767	1.698.156	208,33
NEW ZEALAND		148.621	-		601.408	-
NEW CALEDONIA	11		-100,00	45		-100,00
EAST TIMOR	65.567	25.874	-60,54	78.343	36.687	-53,17
UNITED STATES	198	657.285	332.365,75	4.387	1.335.945	30.350,26
BRAZIL		60	-		283	-
PERU	15.171		-100,00	37.656		-100,00
ARUBA	5	2	-56,52	163	190	16,78
NETHERLANDS	45.373		-100,00	242.142		-100,00
FRANCE	10	5	-47,37	31	74	137,31
DENMARK		2	-		16	-
NORWAY		2	-		15	-
SWEDEN	5		-100,00	100		-100,00
FINLAND	4.200	1.573	-62,55	4.998	23.609	372,38

https://www.bps.go.id

TABEL 6. PERKEMBANGAN EKSPOR INDONESIA MENURUT KOMODITI DAN NEGARA TUJUAN
JANUARI-AGUSTUS 2020 DAN 2021

KOMODITI / NEGARA TUJUAN	BERAT BERSIH (KG)		PERUB	NILAI FOB (US $)		PERUB
	JAN-AGT 2020	JAN-AGT 2021	%	JAN-AGT 2020	JAN-AGT 2021	%
(1)	(2)	(3)	(4)	(5)	(6)	(7)
SPAIN		100	-		1.715	-
ESTONIA	160		-100,00	494		-100,00
PEREKAT/LEM	**9.442.327**	**9.567.320**	**1,32**	**27.792.526**	**29.511.170**	**6,18**
JAPAN	365.690	385.393	5,39	914.715	1.001.703	9,51
HONG KONG	2.150	13.092	508,84	27.098	32.353	19,39
KOREA, REPUBLIC OF	138.366	178.326	28,88	357.527	463.994	29,78
TAIWAN	336	11.855	3.428,06	1.713	25.780	1.405,09
CHINA	44.024	186.951	324,66	148.210	281.785	90,13
PAPUA NEW GUINEA	176	78	-55,68	2.761	491	-82,20
THAILAND	3.226.379	3.176.672	-1,54	8.621.493	8.501.592	-1,39
SINGAPORE	314.405	202.617	-35,56	1.884.333	1.332.414	-29,29
PHILIPPINES	579.212	490.280	-15,35	1.210.597	1.076.406	-11,08
MALAYSIA	1.064.691	1.072.396	0,72	2.368.378	2.442.135	3,11
MYANMAR	317.417	271.637	-14,42	1.215.084	1.086.907	-10,55
CAMBODIA	5.719		-100,00	33.284		-100,00
BRUNEI DARUSSALAM	2.220	2.257	1,68	23.260	36.290	56,02
VIET NAM	898.799	1.790.405	99,20	2.318.403	4.948.014	113,42
MALDIVES	102	15.672	15.265,15	859	20.890	2.332,30
INDIA	78.379	83.975	7,14	138.036	221.523	60,48
PAKISTAN	134.275	119.927	-10,69	163.934	155.079	-5,40
BANGLADESH	180.090	66.113	-63,29	521.810	299.380	-42,63
SRI LANKA	34.870	39.896	14,41	220.060	209.620	-4,74
IRAQ	4.872	5.758	18,20	27.736	32.245	16,26
SAUDI ARABIA	75.118	98.190	30,71	524.913	643.003	22,50
KUWAIT	3.578	7.114	98,83	28.013	56.339	101,12
JORDAN	14.469	15.203	5,08	86.117	89.242	3,63
LEBANON	28.102	42.567	51,47	199.776	317.955	59,16
YEMEN	337		-100,00	5.400		-100,00
SYRIA ARAB REPUBLIC	34.629		-100,00	236.181		-100,00
TURKEY	44.060	14.874	-66,24	109.329	50.023	-54,25
UNITED ARAB EMIRATES	75.725	109.765	44,95	472.851	733.794	55,18
QATAR	10.995	10.839	-1,42	78.114	82.467	5,57
BAHRAIN	6.863	6.670	-2,80	55.987	55.560	-0,76
CYPRUS	1.416	708	-50,00	6.936	3.468	-50,00
EGYPT	5		-100,00	13		-100,00
LIBYAN ARAB JAMAHIRIYA	3.170	13.614	329,52	19.925	85.719	330,21
MOROCCO	400		-100,00	2.512		-100,00
ALGERIA	67.467	55.418	-17,86	403.563	354.066	-12,27
TANZANIA, UNITED REP. OF	81.200	94.330	16,17	585.479	679.010	15,98
MADAGASCAR	10.384		-100,00	34.669		-100,00
KENYA	119.783	139.620	16,56	1.018.047	1.207.861	18,64
REUNION		1	-		9	-
MOZAMBIQUE		250	-		366	-
GHANA	796.263	127.440	-84,00	1.896.905	1.030.643	-45,67
ANGOLA		0	-		4	-
CONGO		872	-		3.474	-
NIGERIA	14.603	233.658	1.500,12	121.493	399.457	228,79
SEYCHELLES		52	-		250	-
SOUTH AFRICA	56.020	4.003	-92,85	88.663	12.854	-85,50
MAURITIUS		80	-		606	-
RWANDA		5.847	-		53.810	-
AUSTRALIA	369.138	224.910	-39,07	942.360	642.259	-31,85
NEW ZEALAND	10.920		-100,00	32.437		-100,00
NEW CALEDONIA	5		-100,00	8		-100,00
FIJI	2.000	2.000	0,00	3.565	3.658	2,63
EAST TIMOR	100.485	109.010	8,48	143.340	144.679	0,93
UNITED STATES	22.323	49.961	123,81	73.638	282.522	283,66
CANADA	36.414		-100,00	99.714		-100,00
MEXICO	605	1.475	143,67	1.517	3.251	114,35
SURINAME	630	450	-28,57	6.874	5.250	-23,63
CHILE		6	-		18	-
ARGENTINA		1.076	-		3.026	-
BRAZIL	2.400	21.000	775,00	5.352	46.830	775,00
GUYANA		9.800	-		38.726	-
UNITED KINGDOM	710	8	-98,90	40.880	13	-99,97
NETHERLANDS		37	-		1.956	-
FRANCE	482	6	-98,76	4.646	8	-99,83
GERMANY, FED. REP. OF	49	67	35,03	6.216	67	-98,92
BELGIUM	37		-100,00	1.316		-100,00
DENMARK	0		-100,00	0		-100,00
SWEDEN	1.615	744	-53,93	41.691	20.820	-50,06
ITALY	2.700	7.322	171,18	15.510	34.246	120,80
GREECE	4		-100,00	330		-100,00
ROMANIA	285	56	-80,28	33.888	4.000	-88,20
KAZAKHSTAN		5.568	-		35.370	-
UKRAINE	3.775	3.548	-6,01	27.803	25.987	-6,53
GEORGIA	5.562	5.780	3,91	34.010	34.280	0,80
SLOVENIA	40	4	-90,00	1.291	55	-95,72
CZECH REPUBLIC	2.461	1.931	-21,55	15.995	11.950	-25,29
RUSSIA FEDERATION	42.930	28.146	-34,44	85.968	143.613	67,05
KIMIA DASAR ANORGANIK KHLOR DAN ALKALI	**154.661.217**	**112.965.870**	**-26,96**	**31.186.421**	**25.420.585**	**-18,49**
JAPAN	61.011	38.334	-37,17	165.909	270.973	63,33
HONG KONG	102.515	90.032	-12,18	242.689	341.493	40,71
KOREA, REPUBLIC OF	107.435	86.779	-19,23	74.775	188.836	152,54
TAIWAN	84.000	95.780	14,02	62.707	86.748	38,34

https://www.bpsbbo.id

TABEL 6. PERKEMBANGAN EKSPOR INDONESIA MENURUT KOMODITI DAN NEGARA TUJUAN
JANUARI-AGUSTUS 2020 DAN 2021

KOMODITI / NEGARA TUJUAN	BERAT BERSIH (KG)		PERUB	NILAI FOB (US $)		PERUB
	JAN-AGT 2020	JAN-AGT 2021	%	JAN-AGT 2020	JAN-AGT 2021	%
(1)	(2)	(3)	(4)	(5)	(6)	(7)
CHINA	599.821	134.183	-77,63	154.567	61.142	-60,44
THAILAND	14.630.655	14.898.609	1,83	2.062.181	2.051.189	-0,53
SINGAPORE	11.807.417	7.538.637	-36,15	2.942.203	1.584.379	-46,15
PHILIPPINES	2.395.932	8.928.308	272,64	874.660	1.613.689	84,49
MALAYSIA	32.776.005	23.830.470	-27,29	7.798.390	5.299.787	-32,04
MYANMAR	1.173.285	766.200	-34,70	373.615	278.224	-25,53
BRUNEI DARUSSALAM	3.000		-100,00	47.729		-100,00
VIET NAM	14.946.487	23.273.284	55,71	2.096.341	3.672.887	75,20
INDIA	595.792	688.980	15,64	530.683	443.819	-16,37
PAKISTAN	105.000		-100,00	89.820		-100,00
BANGLADESH	116.500		-100,00	33.750		-100,00
IRAN (ISLAMIC REPUBLIC OF)	80		-100,00	400		-100,00
SAUDI ARABIA	50.000	50.000	0,00	6.340	6.340	0,00
JORDAN	46.000	69.000	50,00	21.120	29.700	40,63
UNITED ARAB EMIRATES	35.266	111.840	217,13	16.526	58.798	255,78
KENYA	72.000	166.000	130,56	23.760	42.351	78,24
NIGERIA	11.162.000	14.081.000	26,15	4.758.134	5.499.742	15,59
UGANDA		12.480	-		21.466	-
DJIBOUTI	480.000		-100,00	163.113		-100,00
SOUTH AFRICA	20.951.465		-100,00	2.480.140		-100,00
AUSTRALIA	39.443.976	16.006.488	-59,42	4.574.843	2.814.079	-38,49
NEW ZEALAND	645.672	651.592	0,92	362.395	342.782	-5,41
COOK ISLANDS		33.600	-		28.694	-
EAST TIMOR	16.351	5.501	-66,36	18.174	8.819	-51,48
UNITED STATES	255	33	-87,05	2.887	7.460	158,39
CANADA	315.000		-100,00	240.246		-100,00
MEXICO	71	1	-98,60	1.730	1	-99,94
CHILE	300.000		-100,00	126.000		-100,00
URUGUAY	6		-100,00	2		-100,00
ECUADOR	18.540	25.200	35,92	28.274	33.768	19,43
PERU		6.824	-		17.204	-
FRENCH POLYNESIA	16	340	2.025,00	48	944	1.867,29
NETHERLANDS	60.978		-100,00	124.044		-100,00
FRANCE	193	414	115,06	1.210	198	-83,68
BELGIUM	1.014	560	-44,77	12.010	5.400	-55,04
SWITZERLAND		1	-		0	-
SWEDEN	45		-100,00	355		-100,00
ITALY	32		-100,00	448		-100,00
SPAIN	24.204		-100,00	47.568		-100,00
UKRAINE	25.200		-100,00	14.583		-100,00
RUSSIA FEDERATION	1.508.000	1.375.400	-8,79	612.053	609.674	-0,39
KOREK API	**4.132.400**	**3.603.685**	**-12,79**	**5.597.568**	**4.981.960**	**-11,00**
TAIWAN	7.613	7.613	0,00	13.195	13.195	0,00
SINGAPORE	17.757	16.302	-8,19	33.512	37.788	12,76
MOZAMBIQUE	259.740	359.640	38,46	404.040	551.115	36,40
EQUATORIAL GUINEA	35.144	35.075	-0,20	46.000	47.955	4,25
TOGO	35.006		-100,00	44.160		-100,00
GHANA	716.667	561.243	-21,69	869.713	749.574	-13,81
LIBERIA	110.360	22.072	-80,00	128.160	27.590	-78,47
GUINEA	44.144	44.144	0,00	51.620	53.400	3,45
ANGOLA	1.618.380	1.318.680	-18,52	2.517.480	2.023.530	-19,62
NIGERIA	1.187.293	1.185.608	-0,14	1.358.216	1.402.759	3,28
GABON	35.640	35.640	0,00	50.850	50.850	0,00
SAO TOME AND PRINCIPE	17.572		-100,00	23.000		-100,00
NEW ZEALAND	9.300	9.300	0,00	12.000	13.500	12,50
NEW CALEDONIA	9.548		-100,00	11.935		-100,00
VANUATU	25.175		-100,00	31.533		-100,00
AMERICAN SAMOA		120	-		265	-
TONGA		7.983	-		10.374	-
EAST TIMOR	3.061	265	-91,34	2.155	65	-96,98
LAK	**5.356.469**	**4.160.766**	**-22,32**	**7.067.830**	**8.499.533**	**20,26**
JAPAN	1.926	2.799	45,30	13.872	42.037	203,03
HONG KONG	454.312	398.696	-12,24	398.784	458.558	14,99
KOREA, REPUBLIC OF	29.100	17.436	-40,08	24.274	78.474	223,29
TAIWAN	103.748	125.046	20,53	97.239	154.279	58,66
CHINA	178.537	320.838	79,70	518.351	963.472	85,87
PAPUA NEW GUINEA	180	2.100	1.066,67	418	4.932	1.080,48
THAILAND	243.614	171.291	-29,69	543.508	546.879	0,62
SINGAPORE	1.807.681	310.498	-82,82	675.879	787.569	16,53
PHILIPPINES	531.348	1.177.641	121,63	586.967	1.527.599	160,25
MALAYSIA	26.738	64.794	142,33	68.329	156.488	129,02
MYANMAR	238.465	63.698	-73,29	447.867	114.305	-74,48
CAMBODIA	195.911	235.952	20,44	116.953	261.927	123,96
BRUNEI DARUSSALAM	24.972	14.456	-42,11	26.367	13.299	-49,56
NEPAL	216	312	44,44	496	1.022	106,12
VIET NAM	293.474	341.811	16,47	803.105	897.582	11,76
MALDIVES	1.655	3.203	93,52	6.359	15.141	138,10
INDIA	50.192	81.621	62,62	140.394	461.369	228,62
BANGLADESH	251.484	233.663	-7,09	371.564	386.833	4,11
SRI LANKA	15.497	19.162	23,65	28.519	42.199	47,97
IRAQ	1.144	16	-98,60	5.401	1.870	-65,38
SAUDI ARABIA	14.119	8.078	-42,79	64.716	37.536	-42,00
JORDAN	828	992	19,80	4.312	4.707	9,16
LEBANON	3.994	783	-80,40	18.350	3.918	-78,65
SYRIA ARAB REPUBLIC	423		-100,00	1.982		-100,00
TURKEY	2.020	87	-95,69	4.093	400	-90,23

https://www.bps.go.id

TABEL 6. PERKEMBANGAN EKSPOR INDONESIA MENURUT KOMODITI DAN NEGARA TUJUAN
JANUARI-AGUSTUS 2020 DAN 2021

KOMODITI / NEGARA TUJUAN	BERAT BERSIH (KG)		PERUB	NILAI FOB (US $)		PERUB
	JAN-AGT 2020	JAN-AGT 2021	%	JAN-AGT 2020	JAN-AGT 2021	%
(1)	(2)	(3)	(4)	(5)	(6)	(7)
UNITED ARAB EMIRATES	4.536	6.275	38,33	15.039	22.871	52,07
QATAR	632.006	344.889	-45,43	1.229.027	962.134	-21,72
BAHRAIN	21.482	103	-99,52	42.000	553	-98,68
LIBYAN ARAB JAMAHIRIYA	3.292	11.602	252,42	15.525	55.172	255,38
ALGERIA	44.539	19.330	-56,60	214.057	91.948	-57,04
TANZANIA, UNITED REP. OF	3.390		-100,00	15.860		-100,00
KENYA	729	944	29,50	3.449	4.673	35,48
GHANA	7.141	38	-99,46	32.606	182	-99,44
CAMEROON		336	-		425	-
AUSTRALIA	83.777	31.587	-62,30	93.943	127.500	35,72
NEW ZEALAND	1.280	55.244	4.217,61	4.988	206.848	4.047,03
EAST TIMOR	60.873	80.759	32,67	24.982	22.281	-10,81
UNITED STATES	869	756	-13,07	6.438	506	-92,13
ARGENTINA	20		-100,00	2.908		-100,00
GUYANA		2.400	-		1.920	-
DOMINICAN REPUBLIC	243		-100,00	632		-100,00
NETHERLANDS	16.956	12	-99,93	362.196	43	-99,99
FRANCE	246	11	-95,53	300	60	-80,16
GERMANY, FED. REP. OF	138	73	-46,91	91	99	8,79
DENMARK	45		-100,00	1.490		-100,00
SWEDEN	285	328	15,09	1.156	925	-20,00
PORTUGAL	238		-100,00	309		-100,00
GREECE	924	1.071	15,88	2.390	1.458	-39,00
ALBANIA		379	-		620	-
KAZAKHSTAN	65		-100,00	20.285		-100,00
UKRAINE	1.365	1.584	16,01	7.117	7.993	12,31
MALTA		162	-		2.479	-
SLOVENIA		3.043	-		3.131	-
CZECH REPUBLIC	426	320	-25,00	1.928	1.447	-24,97
RUSSIA FEDERATION		4.550	-		21.871	-
SERBIA	27		-100,00	1.014		-100,00
KIMIA DASAR ANORGANIK LAINNYA	**214.355.582**	**224.983.063**	**4,96**	**107.654.611**	**130.096.463**	**20,85**
JAPAN	14.916.067	29.581.461	98,32	6.538.778	11.725.315	79,32
HONG KONG	246.464	208.022	-15,60	70.007	64.806	-7,43
KOREA, REPUBLIC OF	4.784.471	3.972.930	-16,96	2.308.972	1.953.657	-15,39
TAIWAN	3.466.733	9.868.330	184,66	1.385.894	3.022.776	118,11
CHINA	7.267.559	15.184.845	108,94	8.774.196	16.556.856	88,70
PAPUA NEW GUINEA	1.040.005	480.000	-53,85	192.007	43.200	-77,50
THAILAND	25.509.301	24.424.288	-4,25	13.033.147	16.360.433	25,53
SINGAPORE	12.461.725	5.794.389	-53,50	4.214.283	5.759.311	36,66
PHILIPPINES	22.447.740	23.394.215	4,22	4.154.417	4.134.131	-0,49
MALAYSIA	17.122.664	26.365.323	53,98	6.234.431	7.894.330	26,62
MYANMAR	4.105.836	1.735.336	-57,73	1.576.678	519.459	-67,05
CAMBODIA	2	20.002	1.000.000,00	130	57.290	43.908,43
BRUNEI DARUSSALAM		7.000	-		3.479	-
VIET NAM	5.190.034	8.519.473	64,15	2.461.484	4.047.230	64,42
MALDIVES		7	-		62	-
INDIA	10.579.785	8.897.394	-15,90	38.486.112	40.418.332	5,02
PAKISTAN	75.208	193.491	157,27	120.680	149.232	23,66
BANGLADESH	20.909.155	35.728.055	70,87	1.418.188	3.296.830	132,47
SRI LANKA	5.003.090	4.085.020	-18,35	1.359.499	1.943.481	42,96
SAUDI ARABIA	696.591	1.310.755	88,17	1.193.568	1.569.924	31,53
ISRAEL	11.200		-100,00	30.237		-100,00
JORDAN		1	-		0	-
LEBANON	6.920	1.200	-82,66	12.040	2.640	-78,07
OMAN	28.000	78.225	179,38	23.486	191.219	714,17
TURKEY	776.200	151.272	-80,51	431.154	177.786	-58,77
UNITED ARAB EMIRATES	47.838	125.159	161,63	41.613	89.507	115,09
EGYPT	166.930	67.200	-59,74	158.304	65.444	-58,66
LIBYAN ARAB JAMAHIRIYA		1.529	-		2.034	-
TUNISIA	1.000		-100,00	2.890		-100,00
ALGERIA	2.000		-100,00	3.620		-100,00
TANZANIA, UNITED REP. OF	2.709.000		-100,00	146.286		-100,00
MADAGASCAR		72.400	-		12.246	-
KENYA	100.000	1.060.500	960,50	9.000	133.883	1.387,59
SIERRA LEONE		9.900	-		11.880	-
COTE D'IVOIRE	6.000	12.000	100,00	6.000	13.200	120,00
SOUTH AFRICA	378.081	150	-99,96	177.246	701	-99,60
MAURITIUS	1.367.000	1.719.000	25,75	126.023	222.038	76,19
AUSTRALIA	19.442.515	13.178.355	-32,22	6.657.748	4.888.177	-26,58
NEW ZEALAND	675.600	1.781.050	163,62	207.881	613.287	195,02
NEW CALEDONIA		20.000	-		1.800	-
COOK ISLANDS		53	-		2.285	-
FIJI	1.020.000		-100,00	183.090		-100,00
EAST TIMOR	5.155	43.354	741,00	3.718	16.904	354,65
UNITED STATES	2.749.631	2.081.832	-24,29	1.640.622	1.290.457	-21,34
CANADA	99.916	59.958	-39,99	59.950	38.563	-35,67
MEXICO	86.200	96.960	12,48	92.378	71.859	-22,21
SURINAME	1.500	650	-56,67	3.980	1.725	-56,66
CHILE	22.720.484		-100,00	238.565		-100,00
ARGENTINA	2		-100,00	0		-100,00
GUYANA		70	-		1.162	-
UNITED KINGDOM	1.406.933	545.700	-61,21	1.210.489	401.368	-66,84
NETHERLANDS	902.392	277.060	-69,30	426.241	149.020	-65,04
FRANCE	216.000	235.456	9,01	123.940	173.833	40,26
GERMANY, FED. REP. OF	388.000	224.003	-42,27	225.594	108.596	-51,86
BELGIUM	598.000	734.000	22,74	342.349	355.585	3,87

https://www.bps.go.id

TABEL 6. PERKEMBANGAN EKSPOR INDONESIA MENURUT KOMODITI DAN NEGARA TUJUAN
JANUARI-AGUSTUS 2020 DAN 2021

KOMODITI / NEGARA TUJUAN	BERAT BERSIH (KG)		PERUB	NILAI FOB (US $)		PERUB
	JAN-AGT 2020	JAN-AGT 2021	%	JAN-AGT 2020	JAN-AGT 2021	%
(1)	(2)	(3)	(4)	(5)	(6)	(7)
SWITZERLAND	48.000	48.000	0,00	27.360	26.880	-1,75
DENMARK	44.000	24.000	-45,45	25.908	14.460	-44,19
NORWAY	168.000	144.000	-14,29	100.800	87.840	-12,86
SWEDEN	580.725	670.280	15,42	325.946	375.830	15,30
FINLAND	367.400	338.000	-8,00	219.000	204.820	-6,47
ITALY	594.025	464.004	-21,89	362.390	265.717	-26,68
SPAIN	118.000	178.000	50,85	67.420	110.302	63,60
HUNGARY		3.000	-		14.700	-
POLAND	408.004	481.006	17,89	234.001	279.681	19,52
TURKMENISTAN	3		-100,00	2.697		-100,00
LATVIA	5.500	5.400	-1,82	14.860	14.850	-0,07
SLOVENIA	262.000	280.000	6,87	149.340	143.930	-3,62
CZECH REPUBLIC	0	1	200,00	40	120	200,00
RUSSIA FEDERATION	25.000		-100,00	17.935		-100,00
PRODUK FARMASI	**14.793.181**	**11.749.285**	**-20,58**	**333.279.936**	**256.278.135**	**-23,10**
JAPAN	623.265	320.698	-48,55	54.398.539	26.255.427	-51,74
HONG KONG	306.090	410.381	34,07	4.134.230	4.547.880	10,01
KOREA, REPUBLIC OF	130.275	151.492	16,29	21.885.800	20.573.984	-5,99
TAIWAN	264.079	291.342	10,32	34.385.952	33.892.056	-1,44
CHINA	31.544	44.010	39,52	110.827	459.452	314,57
MONGOLIA	126.904	81.116	-36,08	2.428.435	2.515.045	3,57
MACAU	1.309	5.256	301,41	42.037	52.351	24,54
PAPUA NEW GUINEA	7.912	8.866	12,05	39.914	65.438	63,95
THAILAND	1.925.509	699.093	-63,69	23.820.958	14.707.515	-38,26
SINGAPORE	1.495.243	1.577.808	5,52	54.487.833	30.878.413	-43,33
PHILIPPINES	3.561.477	2.664.972	-25,17	50.660.704	45.149.512	-10,88
MALAYSIA	881.919	978.773	10,98	16.582.908	15.863.579	-4,34
MYANMAR	1.102.579	590.926	-46,41	16.053.292	10.470.491	-34,78
CAMBODIA	524.652	429.740	-18,09	6.861.645	7.089.917	3,33
BRUNEI DARUSSALAM	32.633	39.862	22,15	222.977	348.363	56,23
NEPAL		74	-		795	-
VIET NAM	592.866	465.920	-21,41	11.028.192	7.776.093	-29,49
MALDIVES	725	2.389	229,32	7.736	39.088	405,30
INDIA	0	334	68.138,37	28	18.446	65.300,25
PAKISTAN	57.288	139.573	143,63	276.627	721.798	160,93
BANGLADESH	36		-100,00	22		-100,00
SRI LANKA	238.830	232.170	-2,79	6.399.301	5.725.769	-10,53
AFGHANISTAN	137.024	138.245	0,89	484.920	402.391	-17,02
IRAQ		1.200	-		6.440	-
IRAN (ISLAMIC REPUBLIC OF)	78		-100,00	575		-100,00
SAUDI ARABIA	191.873	177.573	-7,45	616.814	622.916	0,99
KUWAIT	235	725	207,75	20.657	43.973	112,87
JORDAN	669	2	-99,66	4.934	6	-99,88
YEMEN	107.328	25.266	-76,46	518.039	231.599	-55,29
OMAN	51.575	800	-98,45	69.592	53.797	-22,70
UNITED ARAB EMIRATES	7.554	12.280	62,56	60.173	129.336	114,94
QATAR	9.912	134	-98,65	78.691	500	-99,36
ALGERIA		990	-		65.251	-
ETHIOPIA	21.694	20.255	-6,64	135.218	79.875	-40,93
TANZANIA, UNITED REP. OF		8.066	-		14.477	-
SOMALIA		45	-		171	-
KENYA	26.143	6.076	-76,76	131.155	136.139	3,80
MOZAMBIQUE		1.563	-		2.225	-
EQUATORIAL GUINEA	2.240	369	-83,54	11.510	3.686	-67,98
TOGO	2.083	11	-99,47	7.913	71	-99,10
GHANA	9.929	12.266	23,54	59.720	56.736	-5,00
GUINEA	14.139	19.021	34,53	27.495	42.744	55,46
ANGOLA	28	2.966	10.461,97	207	9.601	4.538,16
CAMEROON	1.167	2	-99,87	6.000	45	-99,25
NIGERIA	1.597.301	1.567.141	-1,89	17.155.869	16.836.306	-1,86
COTE D'IVOIRE	201	16	-92,04	178	150	-15,76
SENEGAL	10.685	31.970	199,20	70.696	132.185	86,98
MALI	1	735	54.750,75	162	28.318	17.396,45
BENIN		8.117	-		38.741	-
BURKINA FASO	57.989	38.389	-33,80	153.768	86.268	-43,90
UGANDA	14.115	12.895	-8,64	191.122	120.780	-36,80
SOUTH AFRICA	1.859	1.885	1,39	145.751	162.795	11,69
ZAMBIA		3.787	-		21.095	-
MALAWI		1.222	-		5.211	-
MAURITIUS	4.875	2.011	-58,75	136.911	49.085	-64,15
DEMOCRATIC REP. OF THE CONGO	1		-100,00	15		-100,00
AUSTRALIA	86.998	130.918	50,48	1.503.677	3.259.429	116,76
NEW ZEALAND	13.885	5.160	-62,84	420.252	623.263	48,31
MICRONESIA, FED. STATES OF	73		-100,00	588		-100,00
NAURU		701	-		5.078	-
NEW CALEDONIA	976	257	-73,66	2.920	2.984	2,17
NORTHERN MARIANA ISLANDS	154	198	28,96	7.226	7.743	7,16
VANUATU		7.226	-		46.562	-
FIJI	1.184	1.520	28,42	12.860	9.396	-26,93
MARSHALL ISLANDS	156		-100,00	1.150		-100,00
SOLOMON ISLANDS		50	-		572	-
TONGA	74		-100,00	1.018		-100,00
EAST TIMOR	170.153	203.750	19,75	1.140.863	1.601.156	40,35
UNITED STATES	6.628	6.099	-7,99	118.089	96.880	-17,96
CANADA	927	376	-59,40	22.612	5.614	-75,17
HONDURAS		211	-		70.000	-
PANAMA	6.424		-100,00	23.152		-100,00

https://www.bpsbogor.id

TABEL 6. PERKEMBANGAN EKSPOR INDONESIA MENURUT KOMODITI DAN NEGARA TUJUAN
JANUARI-AGUSTUS 2020 DAN 2021

KOMODITI / NEGARA TUJUAN	BERAT BERSIH (KG)		PERUB	NILAI FOB (US $)		PERUB
	JAN-AGT 2020	JAN-AGT 2021	%	JAN-AGT 2020	JAN-AGT 2021	%
(1)	(2)	(3)	(4)	(5)	(6)	(7)
SURINAME	1.197	12.152	914,83	32.858	45.157	37,43
COLOMBIA		4.695	-		92.646	-
BOLIVIA	20.850		-100,00	81.676		-100,00
PARAGUAY		2	-		131	-
ECUADOR	2.568	1.008	-60,75	21.427	7.603	-64,52
GUYANA	168	280	66,67	2.889	4.815	66,67
BARBADOS	46	122	166,56	232	560	141,72
NETHERLANDS ANTILLES		35	-		1.355	-
UNITED KINGDOM	176.527	58.157	-67,06	1.866.098	691.676	-62,93
NETHERLANDS	16.601	9.549	-42,48	539.281	257.255	-52,30
FRANCE	246	2.432	890,63	7.662	53.026	592,02
GERMANY, FED. REP. OF	10.905	22.224	103,79	611.850	1.412.843	130,91
AUSTRIA	515	34	-93,38	941	260	-72,36
BELGIUM	1.556		-100,00	10.377		-100,00
SWITZERLAND	150		-100,00	5.775		-100,00
LUXEMBOURG		12	-		197	-
SWEDEN	312	131	-57,91	18.524	8.302	-55,18
SPAIN	3.249	1	-99,97	256.647	871	-99,66
HUNGARY		240	-		5.409	-
POLAND	63.695	10.359	-83,74	1.571.643	158.502	-89,91
ROMANIA	9.263	11.743	26,77	446.362	536.817	20,27
BULGARIA		1.066	-		9.291	-
KAZAKHSTAN	3.573	7.484	109,45	80.955	211.081	160,74
TURKMENISTAN	900		-100,00	3.115		-100,00
UKRAINE	877		-100,00	47.503		-100,00
UZBEKISTAN	1.947	4.720	142,46	216.280	265.385	22,70
LITHUANIA		711	-		33.800	-
LATVIA	1.521		-100,00	85.329		-100,00
ESTONIA	108	108	0,00	10.111	10.877	7,58
SLOVENIA		1.531	-		88.964	-
RUSSIA FEDERATION	12.939	13.207	2,07	191.956	118.309	-38,37
BAHAN FARMASI	**16.061.687**	**15.205.398**	**-5,33**	**92.549.283**	**115.263.251**	**24,54**
JAPAN	9.096.073	9.773.340	7,45	5.979.694	6.403.922	7,09
HONG KONG	89.487	81.353	-9,09	386.757	843.072	117,98
KOREA, REPUBLIC OF	64.738	1.300.276	1.908,52	3.879.651	6.244.386	60,95
TAIWAN	61.593	77.749	26,23	436.726	602.287	37,91
CHINA	2.718.061	652.078	-76,01	8.030.024	7.087.757	-11,73
MONGOLIA	123		-100,00	24.375		-100,00
PAPUA NEW GUINEA	1.123	4	-99,64	192.098	23	-99,99
THAILAND	289.366	278.931	-3,61	2.906.653	4.384.948	50,86
SINGAPORE	51.701	42.444	-17,90	533.615	616.732	15,58
PHILIPPINES	80.089	97.176	21,34	2.646.890	1.662.704	-37,18
MALAYSIA	408.214	167.162	-59,05	1.452.274	1.230.271	-15,29
MYANMAR	164.653	66.098	-59,86	1.408.902	907.579	-35,58
CAMBODIA	51.876	46.692	-9,99	466.637	416.879	-10,66
BRUNEI DARUSSALAM	3.689	9.389	154,50	29.035	77.278	166,15
LAO PEOPLE'S DEM. REP.	463		-100,00	58.000		-100,00
NEPAL	1.932	2.342	21,27	154.850	196.830	27,11
BHUTAN	123		-100,00	14.250		-100,00
VIET NAM	353.607	348.212	-1,53	6.131.839	5.541.223	-9,63
MALDIVES	7.510	13.146	75,05	49.201	91.427	85,82
INDIA	227.413	81.586	-64,12	26.914.569	31.610.779	17,45
PAKISTAN	209.042	211.829	1,33	5.881.386	9.023.525	53,43
BANGLADESH	35.274	22.619	-35,88	1.056.653	670.608	-36,53
SRI LANKA	121.053	21.717	-82,06	644.473	343.688	-46,67
AFGHANISTAN	4.771	10.949	129,51	367.800	2.965.950	706,40
IRAQ	107.877	171.401	58,89	662.166	928.628	40,24
IRAN (ISLAMIC REPUBLIC OF)	1.594	7.876	394,08	122.992	475.044	286,24
SAUDI ARABIA	106.542	138.452	29,95	809.719	1.062.476	31,22
KUWAIT	39.518	44.256	11,99	362.269	402.545	11,12
JORDAN	9.764	18.700	91,51	71.037	137.190	93,12
LEBANON	337		-100,00	119.493		-100,00
PALESTINA	979	7.115	627,06	11.138	56.292	405,38
YEMEN	3.941	6.114	55,12	22.581	33.093	46,55
OMAN	1.896	2.502	31,98	36.137	87.797	142,96
TURKEY	23.205	21.600	-6,92	542.870	202.848	-62,63
UNITED ARAB EMIRATES	17.698	21.654	22,35	155.849	142.758	-8,40
QATAR	11.222	19.169	70,81	88.421	149.168	68,70
BAHRAIN	1.726	5.034	191,62	14.159	55.705	293,42
EGYPT	11.749	7.575	-35,52	2.206.389	1.467.814	-33,47
LIBYAN ARAB JAMAHIRIYA		1.245	-		9.354	-
SUDAN	5.831	13.592	133,12	397.195	68.368	-82,79
ERITREA	183		-100,00	26.390		-100,00
NAMIBIA	111		-100,00	12.375		-100,00
ETHIOPIA	25.379	7.201	-71,63	146.214	37.150	-74,59
MADAGASCAR	2.141	70	-96,73	126.595	1.650	-98,70
KENYA	9.056	5.003	-44,76	141.559	180.894	27,79
BOTSWANA	213		-100,00	23.760		-100,00
LIBERIA	668	1.066	59,65	53.183	313.625	489,71
GUINEA		1.371	-		115.250	-
ANGOLA	2.048		-100,00	121.083		-100,00
CONGO	725	1.266	74,55	66.967	374.420	459,11
NIGERIA	38.661	79.915	106,71	1.848.269	10.740.878	481,13
SIERRA LEONE		3.933	-		645.180	-
COTE D'IVOIRE	981		-100,00	57.969		-100,00
SENEGAL		21	-		411	-
MAURITANIA	7.184		-100,00	40.042		-100,00

https://www.bps.go.id

TABEL 6. PERKEMBANGAN EKSPOR INDONESIA MENURUT KOMODITI DAN NEGARA TUJUAN
JANUARI-AGUSTUS 2020 DAN 2021

KOMODITI / NEGARA TUJUAN	BERAT BERSIH (KG)		PERUB	NILAI FOB (US $)		PERUB
	JAN-AGT 2020	JAN-AGT 2021	%	JAN-AGT 2020	JAN-AGT 2021	%
(1)	(2)	(3)	(4)	(5)	(6)	(7)
MALI	3.427	582	-83,01	127.179	4.418	-96,53
BENIN		1.981	-		582.136	-
GUINEA BISSAU	212		-100,00	12.530		-100,00
GAMBIA	48	195	305,41	2.844	11.260	295,96
SEYCHELLES	6	3	-44,75	1.392	363	-73,92
UGANDA	1.674	1.173	-29,97	29.920	19.880	-33,56
CENTRAL AFRICAN REPUBLIC	7.010		-100,00	558.254		-100,00
NIGER	1.469	3.333	126,82	84.388	982.370	1.064,11
CHAD	5.125		-100,00	389.508		-100,00
DJIBOUTI	93		-100,00	8.365		-100,00
SWAZILAND	3.096	32	-98,98	357.040	3.548	-99,01
SOUTH AFRICA	8.090	20.873	158,01	738.460	1.632.076	121,01
ZAMBIA	242		-100,00	63.570		-100,00
COMOROS	44		-100,00	5.600		-100,00
AUSTRALIA	200.947	13.533	-93,27	738.096	410.019	-44,45
NEW ZEALAND	59.200	35.275	-40,41	383.962	924.764	140,85
SAINT VINCENT AND THE GRENADINES	7	2	-75,53	720	182	-74,79
VANUATU		74	-		4.500	-
FIJI	754	223	-70,49	95.104	13.536	-85,77
EAST TIMOR	7.208	13.455	86,69	110.354	98.261	-10,96
UNITED STATES	609.205	886.975	45,60	2.547.804	2.660.917	4,44
CANADA	249.200		-100,00	443.160		-100,00
GUATEMALA	17		-100,00	2.457		-100,00
HONDURAS	310	275	-11,38	18.394	33.002	79,42
NICARAGUA	1.306		-100,00	132.950		-100,00
PANAMA		174	-		21.750	-
SURINAME	62	3	-95,00	8.820	347	-96,07
VENEZUELA	1.274		-100,00	304.200		-100,00
ARGENTINA	105	155	47,40	27.000	32.638	20,88
BRAZIL	23.810	34.932	46,71	444.619	2.243.259	404,54
URUGUAY	51	2	-95,61	7.430	99	-98,67
PARAGUAY	903		-100,00	117.750		-100,00
PERU	1	8	963,38	80	825	931,25
GUYANA	55		-100,00	5.800		-100,00
TRINIDAD AND TOBAGO	26		-100,00	4.200		-100,00
BAHAMAS	14	3	-80,18	1.885	1.015	-46,15
BELIZE	58		-100,00	7.820		-100,00
DOMINICAN REPUBLIC	1.658		-100,00	152.450		-100,00
HAITI	693		-100,00	177.600		-100,00
ANTIGUA AND BARBUDA		3	-		725	-
ANGUILLA	1		-100,00	87		-100,00
DOMINICA	7		-100,00	994		-100,00
GRENADA	4	5	20,77	448	653	45,65
NETHERLANDS ANTILLES	11	3	-73,97	1.610	330	-79,50
SAINT LUCIA	23		-100,00	2.896		-100,00
TURKS AND CAICOS ISLANDS		1	-		83	-
SAINT KITTS AND NEVIS	0	14	3.059,09	48	2.465	5.035,42
VIRGIN ISLANDS (BRITISH)	1	3	207,41	3.150	407	-87,08
UNITED KINGDOM	21.081	10.625	-49,60	180.651	96.310	-46,69
NETHERLANDS	235.165	108.667	-53,79	4.190.019	3.575.144	-14,67
FRANCE	1.356	3.041	124,30	123.369	24.353	-80,26
GERMANY, FED. REP. OF	129.126	153.073	18,55	1.192.600	1.459.068	22,34
BELGIUM	2.027	5.303	161,61	48.994	492.324	904,87
SWITZERLAND		2	-		490	-
IRELAND	5.000	6.335	26,70	575.000	704.239	22,48
ITALY	2.116	165	-92,19	106.580	195	-99,82
SPAIN	4.800	11.570	141,04	36.711	99.637	171,41
PORTUGAL		5	-		156	-
KYRGYZSTAN		297	-		35.310	-
TAJIKISTAN		1.509	-		446.795	-
TURKMENISTAN	370	296	-20,00	41.250	33.000	-20,00
SIMPLISIA (BAHAN OBAT TRADISIONAL)	**171.177**	**513.150**	**199,78**	**290.420**	**865.970**	**198,18**
JAPAN		40	-		995	-
KOREA, REPUBLIC OF	30		-100,00	2.850		-100,00
TAIWAN	80.562	392.489	387,19	171.830	542.827	215,91
CHINA	76	12.926	16.907,89	174	99.239	56.839,73
SINGAPORE	9	114	1.162,00	22	3.064	14.025,54
MALAYSIA	50	500	900,00	1.618	10.375	541,09
VIET NAM	90.450	105.100	16,20	113.922	169.231	48,55
INDIA	0	1.000	399.900,00	3	25.950	783.887,92
UNITED STATES		1	-		51	-
FRANCE		980	-		14.239	-
PRODUK OBAT TRADISIONAL	**83.910**	**138.220**	**64,73**	**1.404.916**	**1.828.950**	**30,18**
HONG KONG	866	7.596	777,11	2.359	88.030	3.631,27
KOREA, REPUBLIC OF	74	539	628,45	3.634	18.845	418,63
TAIWAN	44.004	67.879	54,26	390.266	780.660	100,03
CHINA	10	100	898,00	35	3.556	9.929,83
SINGAPORE	16.434	13.765	-16,24	675.817	354.830	-47,50
PHILIPPINES		321	-		5.412	-
MALAYSIA	10.941	17.997	64,49	129.895	305.013	134,82
MYANMAR		902	-		6.103	-
CAMBODIA	4.386	909	-79,27	85.661	80.644	-5,86
BRUNEI DARUSSALAM		850	-		5.531	-
NEPAL	131		-100,00	1.215		-100,00
PAKISTAN	21	122	479,52	200	560	180,00

https://www.bps.go.id

TABEL 6. PERKEMBANGAN EKSPOR INDONESIA MENURUT KOMODITI DAN NEGARA TUJUAN
JANUARI-AGUSTUS 2020 DAN 2021

KOMODITI / NEGARA TUJUAN	BERAT BERSIH (KG)		PERUB	NILAI FOB (US $)		PERUB
	JAN-AGT 2020	JAN-AGT 2021	%	JAN-AGT 2020	JAN-AGT 2021	%
(1)	(2)	(3)	(4)	(5)	(6)	(7)
IRAQ	45	330	633,33	100	29.000	28.900,00
OMAN		635	-		7.920	-
UNITED ARAB EMIRATES	812	8.550	952,96	5.019	127.754	2.445,43
TOGO		13.826	-		10.081	-
NIGERIA	591	3.508	493,23	29.145	1.325	-95,45
SOUTH AFRICA	143		-100,00	66.120		-100,00
AUSTRALIA		40	-		1.583	-
NEW ZEALAND	150	337	124,23	910	1.274	39,98
EAST TIMOR	81	1	-99,38	410	16	-96,02
UNITED STATES	40	13	-67,58	745	792	6,31
FRANCE		2	-		21	-
KAZAKHSTAN	4.316		-100,00	5.892		-100,00
RUSSIA FEDERATION	864		-100,00	7.493		-100,00
KARET ASAP	**46.361.270**	**36.358.914**	**-21,57**	**64.699.513**	**81.296.424**	**25,65**
JAPAN	4.839.168	5.647.512	16,70	7.501.882	12.571.613	67,58
HONG KONG		2.520	-		6.754	-
TAIWAN	292.896		-100,00	430.808		-100,00
CHINA	19.282.182	4.515.249	-76,58	23.942.185	9.598.496	-59,91
SINGAPORE	238	113	-52,69	536	121	-77,46
PHILIPPINES	20.160	20.160	0,00	32.861	46.670	42,02
VIET NAM	201.366		-100,00	312.145		-100,00
INDIA	6.853.860	3.514.752	-48,72	9.823.355	7.344.919	-25,23
PAKISTAN	111.690	36.612	-67,22	155.550	77.434	-50,22
TURKEY		93.600	-		213.072	-
SOUTH AFRICA	60.480	40.320	-33,33	95.256	103.421	8,57
UNITED STATES	5.953.620	8.851.440	48,67	9.392.238	20.231.457	115,41
CANADA	879.300	2.281.140	159,43	1.299.550	5.212.032	301,06
MEXICO	80.640	120.960	50,00	122.472	275.386	124,86
CHILE	20.160		-100,00	54.432		-100,00
ARGENTINA	40.320	20.160	-50,00	60.782	39.514	-34,99
BRAZIL	76.866	116.160	51,12	115.411	276.898	139,92
COSTA RICA	54.000	18.000	-66,67	83.340	44.460	-46,65
UNITED KINGDOM		20.160	-		46.368	-
NETHERLANDS	1.219.140	1.504.566	23,41	1.777.903	3.409.522	91,77
FRANCE	1.179.540	1.810.260	53,47	1.721.833	4.199.091	143,87
GERMANY, FED. REP. OF	919.360	849.280	-7,62	1.440.178	2.070.305	43,75
BELGIUM	40.320	58.560	45,24	69.250	137.203	98,13
ITALY	1.688.220	1.301.760	-22,89	2.488.924	2.925.258	17,53
SPAIN	1.033.272	3.152.700	205,12	1.461.093	7.199.160	392,72
HUNGARY		219.672	-		467.901	-
POLAND	161.280	181.440	12,50	265.810	446.544	67,99
BELARUS		18.306	-		42.470	-
LITHUANIA	40.320	18.306	-54,60	54.432	45.399	-16,60
LATVIA	276.678	78.786	-71,52	389.501	174.502	-55,20
ESTONIA	20.160		-100,00	33.062		-100,00
SLOVENIA	697.416	1.375.632	97,25	1.092.412	3.003.069	174,90
RUSSIA FEDERATION	318.618	490.788	54,04	482.311	1.087.385	125,45
KARET REMAH (CRUMB RUBBER)	**1.417.196.278**	**1.575.592.107**	**11,18**	**1.835.915.922**	**2.649.399.399**	**44,31**
JAPAN	239.196.360	324.209.560	35,54	315.299.678	547.607.235	73,68
KOREA, REPUBLIC OF	100.296.000	109.674.842	9,35	127.986.206	182.934.521	42,93
TAIWAN	17.115.840	16.126.400	-5,78	21.849.215	27.469.041	25,72
CHINA	219.535.680	112.198.310	-48,89	264.233.725	188.615.647	-28,62
SINGAPORE	7	201.634	2.880.390,00	9	302.298	3.250.420,72
PHILIPPINES	2.016.000	3.729.600	85,00	2.586.358	6.242.645	141,37
MALAYSIA	16.490.880	3.124.800	-81,05	19.142.003	5.092.450	-73,40
VIET NAM	8.837.640	3.665.340	-58,53	11.450.798	6.203.948	-45,82
INDIA	112.617.560	131.034.960	16,35	146.259.803	220.751.410	50,93
PAKISTAN	8.971.200	7.217.280	-19,55	11.318.337	12.485.353	10,31
SRI LANKA	8.991.990	14.318.640	59,24	11.899.521	24.251.157	103,80
IRAN (ISLAMIC REPUBLIC OF)		80.640	-		119.347	-
ISRAEL	2.701.440	2.419.200	-10,45	3.469.025	4.067.224	17,24
TURKEY	45.573.420	50.505.280	10,82	59.662.129	84.995.359	42,46
UNITED ARAB EMIRATES	3.044.160	564.480	-81,46	3.823.715	952.853	-75,08
EGYPT	6.344.520	3.997.280	-37,00	8.133.198	6.745.101	-17,07
ALGERIA	504.000	302.400	-40,00	761.040	504.092	-33,76
KENYA	40.320		-100,00	44.352		-100,00
SAO TOME AND PRINCIPE		201.600	-		363.888	-
SOUTH AFRICA	11.229.120	16.773.120	49,37	14.839.871	28.214.377	90,13
AUSTRALIA	3.689.280	2.257.920	-38,80	4.624.687	3.902.025	-15,63
UNITED STATES	286.109.180	365.627.321	27,79	380.038.385	615.488.000	61,95
CANADA	43.025.080	48.734.840	13,27	56.592.258	81.497.252	44,01
MEXICO	17.658.900	26.596.500	50,61	23.245.229	44.864.168	93,00
CHILE	20.160	1.794.240	8.800,00	24.998	2.918.005	11.572,77
ARGENTINA	11.767.140	18.052.860	53,42	15.803.532	30.693.709	94,22
BRAZIL	34.292.160	48.779.640	42,25	45.883.600	81.511.972	77,65
COLOMBIA	3.306.240	4.798.080	45,12	4.342.206	8.098.251	86,50
ECUADOR	665.280	1.028.160	54,55	861.060	1.636.221	90,02
PERU	1.189.440	2.318.400	94,92	1.578.651	3.915.194	148,01
COSTA RICA		423.360	-		749.045	-
UNITED KINGDOM	1.371.720	2.385.180	73,88	1.868.988	3.980.418	112,97
NETHERLANDS	8.824.200	11.490.360	30,21	11.695.399	19.009.545	62,54
FRANCE	17.216.640	20.039.040	16,39	23.071.899	33.299.953	44,33
GERMANY, FED. REP. OF	30.620.520	26.085.780	-14,81	40.705.721	43.482.617	6,82
BELGIUM	11.672.640	27.491.940	135,52	15.971.465	45.535.801	185,11
LUXEMBOURG	8.830.080	12.297.600	39,27	11.603.392	20.363.730	75,50
FINLAND	9.878.400	12.458.880	26,12	13.367.907	20.689.791	54,77

https://www.bps.go.id

TABEL 6. PERKEMBANGAN EKSPOR INDONESIA MENURUT KOMODITI DAN NEGARA TUJUAN
JANUARI-AGUSTUS 2020 DAN 2021

KOMODITI / NEGARA TUJUAN	BERAT BERSIH (KG)		PERUB	NILAI FOB (US $)		PERUB
	JAN-AGT 2020	JAN-AGT 2021	%	JAN-AGT 2020	JAN-AGT 2021	%
(1)	(2)	(3)	(4)	(5)	(6)	(7)
ITALY	10.354.260	9.078.300	-12,32	14.115.831	16.134.417	14,30
SPAIN	14.084.280	10.337.040	-26,61	18.744.396	17.175.716	-8,37
PORTUGAL	2.620.800	2.479.680	-5,38	3.641.433	3.838.626	5,42
GREECE	1.088.640	302.400	-72,22	1.683.642	662.800	-60,63
HUNGARY	10.604.160	6.902.280	-34,91	13.582.343	11.632.240	-14,36
POLAND	17.871.840	20.341.440	13,82	23.491.798	33.842.963	44,06
ROMANIA	17.839.920	21.187.320	18,76	23.359.171	35.196.295	50,67
BULGARIA	4.785.480	2.608.200	-45,50	6.131.079	4.336.060	-29,28
UZBEKISTAN	423.360		-100,00	452.995		-100,00
LATVIA	19.776.960	6.773.760	-65,75	24.931.143	11.294.397	-54,70
SLOVENIA	8.265.600	23.375.520	182,80	10.794.843	39.646.703	267,27
CZECH REPUBLIC	1.784.160	3.228.120	80,93	2.329.623	5.349.180	129,62
RUSSIA FEDERATION	13.108.620	34.659.660	164,40	17.401.254	58.503.781	236,20
SERBIA	340.200	2.520	-99,26	432.971	4.195	-99,03
MONTENEGRO	604.800	1.310.400	116,67	785.043	2.228.381	183,85
KARET REMILLING		**6.329**	**-**		**223.809**	**-**
JAPAN		4.874	-		163.076	-
KOREA, REPUBLIC OF		1.453	-		60.707	-
PHILIPPINES		2	-		27	-
BAN LUAR DAN BAN DALAM	**293.328.068**	**350.565.601**	**19,51**	**936.311.657**	**1.121.307.730**	**19,76**
JAPAN	21.984.681	16.547.814	-24,73	71.448.060	55.700.904	-22,04
HONG KONG	681.606	608.311	-10,75	3.175.635	2.886.989	-9,09
KOREA, REPUBLIC OF	3.352.731	2.902.687	-13,42	11.556.821	10.418.122	-9,85
TAIWAN	1.693.566	1.677.204	-0,97	6.701.246	7.143.506	6,60
CHINA	1.112.027	912.857	-17,91	3.105.000	3.871.750	24,69
MONGOLIA	32.966	64.436	95,46	104.097	197.052	89,30
PAPUA NEW GUINEA	369.068	415.704	12,64	1.154.186	1.267.201	9,79
THAILAND	5.914.387	5.243.229	-11,35	18.677.975	17.267.366	-7,55
SINGAPORE	1.113.088	1.018.876	-8,46	3.663.145	3.314.433	-9,52
PHILIPPINES	6.819.786	15.810.521	131,83	22.983.100	51.613.894	124,57
MALAYSIA	10.673.621	10.851.103	1,66	34.020.232	36.011.966	5,85
MYANMAR	497.058	891.460	79,35	1.415.426	2.137.333	51,00
CAMBODIA	140.215	165.503	18,03	517.622	566.732	9,49
BRUNEI DARUSSALAM	59.370	60.036	1,12	199.614	193.536	-3,04
LAO PEOPLE'S DEM. REP.	28.254	42.341	49,86	93.214	103.167	10,68
NEPAL	32.988	47.302	43,39	109.551	152.254	38,98
VIET NAM	3.608.292	3.839.352	6,40	13.368.257	15.307.730	14,51
MALDIVES	47.123	37.150	-21,16	68.056	88.472	30,00
INDIA	1.516.907	435.376	-71,30	4.592.147	1.455.907	-68,30
PAKISTAN	895.060	1.319.313	47,40	2.861.650	3.763.191	31,50
BANGLADESH	670.271	1.103.196	64,59	2.044.643	3.410.413	66,80
SRI LANKA	421.938	782.188	85,38	1.327.308	2.428.708	82,98
AFGHANISTAN	98.806	173.240	75,33	311.807	473.281	51,79
IRAQ	385.928	370.352	-4,04	1.103.761	1.122.594	1,71
IRAN (ISLAMIC REPUBLIC OF)	159.733		-100,00	565.565		-100,00
SAUDI ARABIA	9.203.104	21.219.794	130,57	24.164.708	15.830.228	-34,49
ISRAEL	170.588	198.867	16,58	569.475	638.349	12,09
KUWAIT	230.483	206.311	-10,49	715.343	678.182	-5,19
JORDAN	462.206	328.134	-29,01	1.305.178	993.740	-23,86
LEBANON	82.617	127.240	54,01	254.526	361.748	42,13
YEMEN	2.386.821	1.968.627	-17,52	6.969.011	5.595.519	-19,71
OMAN	184.459	154.514	-16,23	596.459	488.418	-18,11
SYRIA ARAB REPUBLIC	108.246	46.620	-56,93	298.277	128.322	-56,98
TURKEY	1.596.901	549.636	-65,58	4.097.332	1.657.557	-59,55
UNITED ARAB EMIRATES	5.700.515	5.931.649	4,05	15.529.303	17.177.567	10,61
QATAR	311.751	541.006	73,54	1.102.966	1.978.272	79,36
BAHRAIN	43.160	29.917	-30,68	175.135	111.671	-36,24
CYPRUS	139.676	179.389	28,43	411.321	479.095	16,48
EGYPT	7.998.575	5.568.950	-30,38	21.779.259	15.210.529	-30,16
LIBYAN ARAB JAMAHIRIYA	112.929	188.438	66,86	319.987	520.592	62,69
MOROCCO	325.185	1.854.654	470,34	1.056.398	7.317.841	592,72
TUNISIA	81.555	40.326	-50,55	240.085	121.614	-49,35
ALGERIA	96.904	68.685	-29,12	277.110	213.696	-22,88
SUDAN	204.824	52.908	-74,17	584.806	163.312	-72,07
NAMIBIA		5.457	-		17.564	-
TANZANIA, UNITED REP. OF	31.517	28.031	-11,06	89.333	77.561	-13,18
KENYA	272.943	302.516	10,83	807.657	896.314	10,98
REUNION	35.938	36.098	0,45	120.305	101.209	-15,87
TOGO	26.131	23.416	-10,39	49.050	53.714	9,51
GHANA	446.566	577.354	29,29	1.227.632	1.763.592	43,66
GUINEA		8	-		25	-
ANGOLA	30.673	19.049	-37,90	116.452	77.943	-33,07
CAMEROON	14.998		-100,00	45.122		-100,00
NIGERIA	485.206	304.666	-37,21	1.509.013	1.054.554	-30,12
COTE D'IVOIRE		12.825	-		38.977	-
SENEGAL	3.859	4.929	27,72	12.008	18.287	52,29
MAURITANIA	24.982	7.986	-68,03	72.902	24.497	-66,40
MALI	3.720	4.789	28,75	11.105	15.255	37,38
GAMBIA	10.003		-100,00	43.719		-100,00
UGANDA	81.974	51.126	-37,63	264.493	171.614	-35,12
SOUTH AFRICA	544.548	751.709	38,04	1.549.349	2.167.304	39,88
ZAMBIA		17.078	-		50.817	-
MALAWI	124.726	146.335	17,32	365.173	461.273	26,32
COMOROS	600		-100,00	1.060		-100,00
MAURITIUS	75.396	137.511	82,39	205.009	387.089	88,82
AUSTRALIA	12.552.677	12.214.064	-2,70	41.195.261	41.612.364	1,01

https://www.bps.go.id

TABEL 6. PERKEMBANGAN EKSPOR INDONESIA MENURUT KOMODITI DAN NEGARA TUJUAN
JANUARI-AGUSTUS 2020 DAN 2021

KOMODITI / NEGARA TUJUAN	BERAT BERSIH (KG)		PERUB	NILAI FOB (US $)		PERUB
	JAN-AGT 2020	JAN-AGT 2021	%	JAN-AGT 2020	JAN-AGT 2021	%
(1)	(2)	(3)	(4)	(5)	(6)	(7)
NEW ZEALAND	2.900.632	2.979.066	2,70	9.717.392	10.064.117	3,57
GUAM		7.455	-		26.814	-
NEW CALEDONIA	63.046	64.167	1,78	232.171	217.764	-6,21
VANUATU		3.402	-		10.846	-
FIJI	51.952	45.027	-13,33	163.379	140.637	-13,92
SAMOA	3.044	7.282	139,22	9.464	22.601	138,83
SOLOMON ISLANDS	14.255	8.555	-39,98	51.934	27.020	-47,97
EAST TIMOR	700.008	770.244	10,03	1.283.457	1.497.317	16,66
UNITED STATES	119.208.097	159.528.047	33,82	367.092.283	513.188.027	39,80
CANADA	5.050.882	7.121.812	41,00	17.088.095	29.364.284	71,84
MEXICO	4.515.970	6.053.705	34,05	14.884.408	20.014.268	34,46
GUATEMALA	179.953	340.771	89,37	548.466	958.048	74,68
HONDURAS	148.932	188.329	26,45	476.588	664.769	39,49
NICARAGUA	47.755	27.407	-42,61	138.603	82.419	-40,54
PANAMA	846.119	1.127.934	33,31	2.724.017	3.758.573	37,98
CHILE	206.522	722.077	249,64	676.089	2.319.722	243,11
VENEZUELA	7.283		-100,00	23.516		-100,00
ARGENTINA	226.349	172.082	-23,97	738.033	554.511	-24,87
BRAZIL	5.247.649	6.200.243	18,15	13.989.254	17.196.214	22,92
COLOMBIA	1.502.686	1.635.910	8,87	4.759.320	5.158.769	8,39
BOLIVIA	57.836	139.664	141,48	156.452	358.717	129,28
URUGUAY	42.849	77.595	81,09	135.594	262.289	93,44
PARAGUAY	415.105	105.202	-74,66	1.131.050	350.128	-69,04
ECUADOR	67.758	144.067	112,62	200.188	457.809	128,69
PERU	79.648	292.744	267,55	232.654	998.288	329,09
TRINIDAD AND TOBAGO	41.556	11.780	-71,65	133.102	36.839	-72,32
PUERTO RICO	784.912	1.153.928	47,01	2.295.846	3.532.695	53,87
BELIZE	73.832	103.683	40,43	208.148	274.306	31,78
DOMINICAN REPUBLIC	99.906	132.438	32,56	290.456	473.304	62,95
EL SALVADOR	43.350	150.827	247,93	121.662	395.717	225,26
COSTA RICA	91.164	132.089	44,89	270.857	390.494	44,17
HAITI		20.742	-		61.654	-
ARUBA	10.577		-100,00	28.105		-100,00
BERMUDA	4.012		-100,00	11.472		-100,00
FRENCH POLYNESIA	4.104	3.283	-20,02	10.183	20.972	105,96
UNITED KINGDOM	6.507.986	4.223.232	-35,11	19.993.765	14.518.712	-27,38
NETHERLANDS	8.134.512	7.585.746	-6,75	42.842.792	44.166.989	3,09
FRANCE	1.420.655	1.826.652	28,58	4.781.013	6.616.679	38,39
GERMANY, FED. REP. OF	4.700.432	6.534.491	39,02	21.438.467	34.599.912	61,39
AUSTRIA	57.410	8.290	-85,56	197.893	31.875	-83,89
BELGIUM	757.563	740.989	-2,19	2.585.122	2.267.194	-12,30
SWITZERLAND	125.166	75.863	-39,39	499.378	351.271	-29,66
LUXEMBOURG	57.093		-100,00	188.364		-100,00
DENMARK	271.252	282.257	4,06	787.525	968.015	22,92
NORWAY	207.254	185.024	-10,73	909.334	753.960	-17,09
SWEDEN	1.710.651	1.085.152	-36,56	6.465.911	3.643.432	-43,65
FINLAND	750.593	680.394	-9,35	3.001.621	2.454.108	-18,24
IRELAND	148.293	39.144	-73,60	499.891	157.191	-68,55
ITALY	3.092.267	4.180.645	35,20	10.722.803	14.385.433	34,16
SPAIN	1.052.002	1.326.037	26,05	3.558.209	4.451.821	25,11
PORTUGAL	448.507	222.027	-50,50	1.271.771	646.996	-49,13
ICELAND	163.157	40.833	-74,97	549.708	147.672	-73,14
GREECE	401.288	615.716	53,43	1.441.850	2.239.243	55,30
HUNGARY	672.495	105.840	-84,26	2.110.477	325.607	-84,57
POLAND	3.657.983	3.115.695	-14,82	10.709.297	9.071.915	-15,29
ROMANIA	2.735.418	5.445.360	99,07	7.640.990	16.667.246	118,13
BULGARIA	141.034	108.175	-23,30	560.650	618.971	10,40
ALBANIA	24.098		-100,00	81.460		-100,00
BELARUS	221.092	183.348	-17,07	643.987	437.088	-32,13
KAZAKHSTAN		10.191	-		28.821	-
MOLDOVA, REPUBLIC OF	58.784	17.700	-69,89	180.389	52.868	-70,69
UKRAINE	1.255.500	659.670	-47,46	3.788.740	1.923.270	-49,24
LITHUANIA	73.740	19.632	-73,38	225.818	77.330	-65,76
LATVIA	580.350	576.161	-0,72	1.701.796	1.693.910	-0,46
ESTONIA	58.463	7.907	-86,48	175.733	30.713	-82,52
GEORGIA	199.576	17.561	-91,20	629.449	45.289	-92,80
CROATIA	99.746	272.442	173,13	220.018	655.054	197,73
BOSNIA AND HERZEGOVINA	16.425		-100,00	53.264		-100,00
MALTA		8.938	-		27.725	-
SLOVAKIA	15.890		-100,00	50.992		-100,00
SLOVENIA	183.834	246.209	33,93	549.169	720.735	31,24
CZECH REPUBLIC	365.221	43.861	-87,99	1.220.553	166.938	-86,32
REP. OF MACEDONIA	47.635		-100,00	161.916		-100,00
RUSSIA FEDERATION	3.568.402	1.342.291	-62,38	10.484.677	3.822.327	-63,54
SERBIA	92.124	27.214	-70,46	265.190	72.465	-72,67
MONTENEGRO		13.195	-		36.319	-
BARANG PLASTIK LEMBARAN	**222.774.894**	**222.657.032**	**-0,05**	**529.578.977**	**581.340.561**	**9,77**
JAPAN	48.593.516	51.840.844	6,68	124.481.821	144.816.872	16,34
HONG KONG	815.970	341.749	-58,12	1.482.815	1.015.948	-31,49
KOREA, REPUBLIC OF	14.011.164	17.426.345	24,37	27.218.133	37.693.569	38,49
TAIWAN	4.047.614	4.084.189	0,90	7.642.970	8.491.257	11,10
CHINA	6.003.050	7.735.524	28,86	16.134.841	17.508.348	8,51
PAPUA NEW GUINEA	3.087	19.804	541,52	17.699	40.660	129,73
THAILAND	14.275.428	13.622.375	-4,57	35.472.008	37.133.055	4,68
SINGAPORE	3.101.754	2.960.708	-4,55	9.273.829	9.111.656	-1,75
PHILIPPINES	15.235.817	14.353.126	-5,79	36.736.592	35.394.546	-3,65
MALAYSIA	7.319.555	8.726.400	19,22	18.973.952	23.286.348	22,73

https://www.bps.go.id

TABEL 6. PERKEMBANGAN EKSPOR INDONESIA MENURUT KOMODITI DAN NEGARA TUJUAN
JANUARI-AGUSTUS 2020 DAN 2021

KOMODITI / NEGARA TUJUAN	BERAT BERSIH (KG)		PERUB	NILAI FOB (US $)		PERUB
	JAN-AGT 2020	JAN-AGT 2021	%	JAN-AGT 2020	JAN-AGT 2021	%
(1)	(2)	(3)	(4)	(5)	(6)	(7)
MYANMAR	1.669.979	387.651	-76,79	2.533.198	672.422	-73,46
CAMBODIA	30.788	20.419	-33,68	158.806	67.636	-57,41
BRUNEI DARUSSALAM	4.765	1.262	-73,52	25.146	1.485	-94,10
NEPAL	48.985	70.145	43,20	196.348	264.885	34,91
VIET NAM	7.386.622	11.225.892	51,98	16.526.025	28.640.152	73,30
MALDIVES	1.164	9.036	676,02	11.846	55.542	368,89
INDIA	6.932.133	5.238.022	-24,44	14.168.633	14.509.296	2,40
PAKISTAN	425.475	422.734	-0,64	1.477.383	1.611.607	9,09
BANGLADESH	4.173.970	4.149.651	-0,58	7.333.801	8.096.442	10,40
SRI LANKA	2.558.922	1.974.347	-22,84	4.183.872	4.105.115	-1,88
IRAQ		18	-		752	-
IRAN (ISLAMIC REPUBLIC OF)		55.118	-		107.957	-
SAUDI ARABIA	5.323.533	6.122.955	15,02	15.850.625	17.752.145	12,00
ISRAEL	184.974	221.011	19,48	470.297	602.860	28,19
KUWAIT	66.114	103.731	56,90	169.952	297.899	75,28
JORDAN		24.692	-		74.335	-
LEBANON	71.430	109.982	53,97	158.470	247.063	55,91
OMAN	93.405	147.565	57,98	221.601	429.415	93,78
SYRIA ARAB REPUBLIC	406.629	451.863	11,12	1.171.656	1.385.077	18,22
TURKEY	1.649.540	1.354.569	-17,88	4.229.694	3.475.192	-17,84
UNITED ARAB EMIRATES	1.984.287	2.166.986	9,21	5.192.715	5.967.155	14,91
QATAR	220.316	321.487	45,92	601.954	839.197	39,41
BAHRAIN	2.907	11.327	289,65	18.338	33.497	82,67
CYPRUS		8.644	-		23.169	-
EGYPT	955.947	1.068.026	11,72	2.619.393	3.038.557	16,00
MOROCCO	245.366	364.829	48,69	696.128	1.021.548	46,75
TUNISIA	30.054	31.154	3,66	79.303	85.209	7,45
ALGERIA	26.018	17.318	-33,44	68.846	35.440	-48,52
SUDAN	580.819	397.814	-31,51	1.753.704	1.325.917	-24,39
ETHIOPIA	133.248	160.320	20,32	399.677	482.262	20,66
TANZANIA, UNITED REP. OF	213.283	524.871	146,09	631.077	1.327.828	110,41
MADAGASCAR	1.586	17.343	993,38	6.382	33.407	423,45
KENYA	489.170	494.485	1,09	1.404.457	1.419.090	1,04
REUNION		2	-		167	-
MOZAMBIQUE	121.533		-100,00	327.677		-100,00
BOTSWANA	5.313	7.661	44,19	12.707	21.293	67,57
GHANA	140.541	142.664	1,51	442.514	578.010	30,62
LIBERIA	126	224	77,78	509	904	77,78
GUINEA	21.804		-100,00	70.498		-100,00
ANGOLA	82.303	55.753	-32,26	240.983	164.144	-31,89
CONGO	341	6.264	1.736,79	1.376	2.543	84,73
CAMEROON	96.263	83.257	-13,51	205.476	218.404	6,29
NIGERIA	1.892.231	1.858.006	-1,81	4.403.011	4.529.124	2,86
SIERRA LEONE		1.513	-		121.438	-
COTE D'IVOIRE	70	95.930	136.942,74	283	218.444	77.225,28
SENEGAL	70	63.026	89.936,97	283	130.954	46.255,33
MALI	910	9.139	904,29	3.673	28.800	684,21
BENIN	11.922	11.922	0,00	27.461	37.442	36,35
SEYCHELLES	491	2	-99,59	27.679	365	-98,68
UGANDA	56.605	56.237	-0,65	153.315	153.546	0,15
CENTRAL AFRICAN REPUBLIC	56		-100,00	226		-100,00
DJIBOUTI	6.371	1.603	-74,84	1.143	11.336	891,58
SOUTH AFRICA	1.387.077	3.010.845	117,06	3.443.119	7.325.280	112,75
ZIMBABWE		23.098	-		63.837	-
MALAWI	23.823		-100,00	40.838		-100,00
BURUNDI	22.735	22.955	0,97	60.031	63.412	5,63
MAURITIUS	8.904	65.349	633,94	29.093	145.066	398,62
DEMOCRATIC REP. OF THE CONGO	56.837	45.469	-20,00	154.971	128.425	-17,13
AUSTRALIA	11.064.254	11.776.284	6,44	28.379.681	32.848.510	15,75
NEW ZEALAND	2.253.712	2.518.938	11,77	5.318.151	6.554.437	23,25
VANUATU	155		-100,00	502		-100,00
FIJI	580	9.165	1.480,17	2.011	19.627	876,07
SOLOMON ISLANDS	11.717		-100,00	41.777		-100,00
TOKELAU		8.029	-		24.654	-
EAST TIMOR	152.456	32.275	-78,83	341.474	37.271	-89,09
UNITED STATES	31.232.961	24.614.585	-21,19	72.207.479	63.871.335	-11,54
CANADA	622.160	895.532	43,94	1.619.539	2.740.695	69,23
MEXICO	490.357	607.299	23,85	1.151.188	1.718.587	49,29
GUATEMALA	224.213	315.977	40,93	584.852	876.544	49,87
HONDURAS	12.683	84.264	564,37	32.500	243.344	648,75
PANAMA		0	-		8	-
CHILE	164.676	227.252	38,00	562.470	631.529	12,28
ARGENTINA	293.336	85.146	-70,97	634.094	166.347	-73,77
BRAZIL	1.137.935	932.231	-18,08	2.950.792	2.794.455	-5,30
COLOMBIA	144.622	23.045	-84,07	349.714	67.582	-80,68
BOLIVIA		0	-		4	-
URUGUAY	11.182		-100,00	45.847		-100,00
PARAGUAY	226.260	244.649	8,13	564.398	587.185	4,04
ECUADOR	20.390	90.583	344,25	54.154	71.961	32,88
PERU	71.532	438.705	513,30	156.398	915.455	485,34
PUERTO RICO	71.565	54.234	-24,22	208.996	214.604	2,68
DOMINICAN REPUBLIC	9.617	3.089	-67,87	23.019	7.913	-65,63
COSTA RICA	5.600	13.212	135,94	78.492	164.323	109,35
FRENCH POLYNESIA		48	-		418	-
NETHERLANDS ANTILLES		294	-		3.131	-
GUADELOUPE	1.490	2.539	70,44	12.914	10.723	-16,97
UNITED KINGDOM	5.051.516	3.315.254	-34,37	10.301.525	8.025.476	-22,09
NETHERLANDS	982.516	843.456	-14,15	2.608.804	2.885.670	10,61

https://www.bps.go.id

TABEL 6. PERKEMBANGAN EKSPOR INDONESIA MENURUT KOMODITI DAN NEGARA TUJUAN
JANUARI-AGUSTUS 2020 DAN 2021

KOMODITI / NEGARA TUJUAN	BERAT BERSIH (KG)		PERUB	NILAI FOB (US $)		PERUB
	JAN-AGT 2020	JAN-AGT 2021	%	JAN-AGT 2020	JAN-AGT 2021	%
(1)	(2)	(3)	(4)	(5)	(6)	(7)
FRANCE	87.337	250.531	186,85	269.464	748.028	177,60
GERMANY, FED. REP. OF	1.293.929	1.359.699	5,08	3.490.639	4.327.387	23,97
AUSTRIA	14	158	1.053,26	1.189	1.454	22,33
BELGIUM	5.035.234	2.404.618	-52,24	7.863.209	3.621.427	-53,94
SWITZERLAND	15.790	62.478	295,68	41.387	405.432	879,62
DENMARK	220.099	48.411	-78,00	303.620	144.569	-52,39
NORWAY	600.861	294.834	-50,93	883.540	637.366	-27,86
SWEDEN	493.940	225.362	-54,37	648.427	339.791	-47,60
FINLAND	67.124	89.929	33,97	175.290	255.907	45,99
IRELAND	761.659	388.124	-49,04	1.113.056	791.578	-28,88
ITALY	1.728.747	1.961.979	13,49	4.387.610	5.178.716	18,03
SPAIN	1.252.558	536.381	-57,18	2.658.356	1.464.164	-44,92
PORTUGAL	542.159	294.754	-45,63	1.336.302	935.215	-30,01
GREECE	191.154	272.654	42,64	802.621	825.021	2,79
HUNGARY	75.857	64.898	-14,45	252.243	205.364	-18,59
POLAND	1.947.053	2.115.288	8,64	5.088.049	6.824.742	34,13
ROMANIA	9	22.251	261.681,41	670	52.106	7.681,87
BULGARIA	23.621	504	-97,87	75.991	2.039	-97,32
ARMENIA	110.232	142.764	29,51	288.528	451.456	56,47
AZERBAIJAN	66.582	63.583	-4,50	170.055	182.606	7,38
KAZAKHSTAN	125		-100,00	6.217		-100,00
UKRAINE	177.827	72.697	-59,12	548.925	211.713	-61,43
LITHUANIA	16.195		-100,00	24.939		-100,00
ESTONIA	199	107	-46,29	8.326	4.995	-40,00
GEORGIA	137.082	22.114	-83,87	273.924	51.766	-81,10
CROATIA	30.308	21.013	-30,67	83.782	57.812	-31,00
MALTA	59.439	21	-99,97	95.431	2.688	-97,18
SLOVAKIA	16.725	64.125	283,42	125.395	476.322	279,86
SLOVENIA	62.298	41.663	-33,12	194.626	148.250	-23,83
CZECH REPUBLIC	20.772	44.170	112,64	73.673	153.035	107,72
RUSSIA FEDERATION	118.101	249.188	111,00	333.002	741.474	122,66
SERBIA	109.674	59.400	-45,84	288.870	151.608	-47,52
BARANG DARI PLASTIK UNTUK PENGEMASAN	**98.153.221**	**90.278.673**	**-8,02**	**199.293.776**	**200.306.061**	**0,51**
JAPAN	53.036.908	48.343.445	-8,85	82.757.762	76.998.713	-6,96
HONG KONG	1.077.317	196.422	-81,77	218.007	262.534	20,42
KOREA, REPUBLIC OF	580.565	466.354	-19,67	3.138.802	2.593.095	-17,39
TAIWAN	444.153	1.384.970	211,82	1.753.298	4.058.343	131,47
CHINA	255.856	458.592	79,24	1.154.882	1.144.194	-0,93
MACAU	91		-100,00	315		-100,00
PAPUA NEW GUINEA	1.458.440	1.837.199	25,97	2.351.227	3.038.339	29,22
THAILAND	2.344.892	1.140.209	-51,37	6.239.641	5.701.698	-8,62
SINGAPORE	10.183.398	10.054.984	-1,26	23.893.612	25.290.258	5,85
PHILIPPINES	593.988	951.584	60,20	2.355.303	2.492.164	5,81
MALAYSIA	1.453.372	1.191.712	-18,00	4.293.249	5.299.577	23,44
MYANMAR	943	49.545	5.153,38	6.759	239.868	3.449,11
CAMBODIA	663	60	-90,98	19.775	2.947	-85,10
BRUNEI DARUSSALAM	295.953	179.158	-39,46	103.817	252.134	142,86
LAO PEOPLE'S DEM. REP.		30	-		387	-
NEPAL	82	948	1.050,40	509	4.631	810,06
VIET NAM	1.134.156	1.073.636	-5,34	2.754.076	3.134.080	13,80
MALDIVES	131.628	197.202	49,82	251.255	351.720	39,99
INDIA	140.609	90.261	-35,81	1.075.367	714.997	-33,51
PAKISTAN	44.806	63.523	41,77	285.230	472.948	65,81
BANGLADESH	53.522	56.308	5,20	262.017	258.523	-1,33
SRI LANKA	63.102	8.853	-85,97	202.562	29.043	-85,66
IRAQ		783	-		3.960	-
SAUDI ARABIA	53.764	45.167	-15,99	251.339	135.927	-45,92
ISRAEL	225.634	137.339	-39,13	378.669	256.845	-32,17
KUWAIT	545	161	-70,50	2.972	727	-75,53
YEMEN	322.548	133.207	-58,70	623.831	277.574	-55,50
OMAN	198.642	105.066	-47,11	350.423	291.933	-16,69
TURKEY	7.582	8.429	11,18	9.816	35.553	262,19
UNITED ARAB EMIRATES	290.281	299.552	3,19	801.801	2.805.238	249,87
QATAR	16.732	12.701	-24,10	59.465	51.958	-12,62
BAHRAIN	13.578	7.868	-42,05	55.356	38.568	-30,33
EGYPT	5.195	7.146	37,55	25.950	9.794	-62,26
LIBYAN ARAB JAMAHIRIYA	15.870		-100,00	6.340		-100,00
TUNISIA	527		-100,00	10.451		-100,00
ALGERIA	99.451	1.438	-98,55	132.508	12.480	-90,58
SUDAN	16	2.509	15.525,55	38	1.822	4.654,85
ETHIOPIA		1.248	-		2.130	-
TANZANIA, UNITED REP. OF	7	34.983	499.650,43	92	55.469	60.192,07
MADAGASCAR	69.706	101.205	45,19	266.539	372.061	39,59
SOMALIA	1.954.758	1.829.288	-6,42	3.130.063	3.139.789	0,31
KENYA	1.282	217.031	16.835,70	15.561	24.134	55,10
REUNION	241	239	-0,83	635	682	7,35
MOZAMBIQUE		0	-		104	-
TOGO	91	27.660	30.296,09	362	141.955	39.151,97
GHANA	25.322	77.288	205,22	125.898	420.429	233,94
LIBERIA	5.400	16.500	205,56	19.067	58.259	205,56
GUINEA	44.615	23.912	-46,40	4.163	4.019	-3,46
ANGOLA	4	1.597	39.812,95	176	1.024	481,47
CONGO	26.224	33.914	29,33	93.324	127.804	36,95
CAMEROON	6.673	1	-99,99	29.238	25	-99,91
NIGERIA	38.934	84.618	117,34	46.217	91.067	97,04
GABON	32.195	34.277	6,47	54.622	56.158	2,81

https://www.bps.go.id

TABEL 6. PERKEMBANGAN EKSPOR INDONESIA MENURUT KOMODITI DAN NEGARA TUJUAN
JANUARI-AGUSTUS 2020 DAN 2021

KOMODITI / NEGARA TUJUAN	BERAT BERSIH (KG)		PERUB	NILAI FOB (US $)		PERUB
	JAN-AGT 2020	JAN-AGT 2021	%	JAN-AGT 2020	JAN-AGT 2021	%
(1)	(2)	(3)	(4)	(5)	(6)	(7)
SENEGAL	33.412	94.744	183,57	102.560	182.353	77,80
MALI	37.306	93.053	149,43	133.653	330.577	147,34
BURKINA FASO	5.162	6.421	24,38	26.239	32.103	22,35
SEYCHELLES		2.698	-		11.697	-
CENTRAL AFRICAN REPUBLIC	1.466		-100,00	5.271		-100,00
NIGER		1.340	-		6.633	-
DJIBOUTI	6.567	2	-99,97	17.868	141	-99,21
SOUTH AFRICA	26.285	1.397	-94,69	58.548	12.224	-79,12
MALAWI		2	-		104	-
MAURITIUS	97	3.469	3.471,07	1.350	20.512	1.419,41
DEMOCRATIC REP. OF THE CONGO		34	-		158	-
AUSTRALIA	1.381.006	1.092.973	-20,86	4.271.713	4.030.230	-5,65
NEW ZEALAND	16.031	49.110	206,35	32.508	149.364	359,47
GUAM	2.598		-100,00	12.492		-100,00
NEW CALEDONIA	468	244	-47,97	1.880	257	-86,34
NORTHERN MARIANA ISLANDS		57	-		511	-
FIJI	176.655	174.801	-1,05	267.365	258.264	-3,40
KIRIBATI	406	16.842	4.046,23	3.645	3.819	4,77
SAMOA		150	-		150	-
SOLOMON ISLANDS		962	-		3.067	-
EAST TIMOR	951.346	788.861	-17,08	1.308.362	1.032.398	-21,09
UNITED STATES	6.897.589	5.678.915	-17,67	21.398.703	20.018.325	-6,45
CANADA	112.328	185.335	64,99	577.219	757.139	31,17
MEXICO	70.745	98.731	39,56	1.530.383	1.023.893	-33,10
GUATEMALA	1.655		-100,00	3.504		-100,00
NICARAGUA	8		-100,00	30.774		-100,00
PANAMA	23.848	415	-98,26	35.933	448	-98,75
SURINAME	103.835	260	-99,75	153.107	1.300	-99,15
CHILE	195		-100,00	585		-100,00
ARGENTINA	25.869	169.763	556,25	341.982	662.025	93,59
BRAZIL	1.039.884	1.296.469	24,67	5.054.584	4.543.045	-10,12
COLOMBIA	23.658	22.773	-3,74	367.238	334.937	-8,80
URUGUAY	226.891	89.227	-60,67	348.092	136.003	-60,93
ECUADOR	24.978	2.111	-91,55	8.122	7.647	-5,85
TRINIDAD AND TOBAGO	88		-100,00	2.135		-100,00
JAMAICA	163.988	156.415	-4,62	349.312	358.455	2,62
EL SALVADOR		8.218	-		25.800	-
HAITI	24.214	21.816	-9,90	58.671	64.815	10,47
FRENCH POLYNESIA		70	-		110	-
UNITED KINGDOM	4.181.522	4.967.075	18,79	5.368.102	8.328.739	55,15
NETHERLANDS	662.792	673.932	1,68	1.022.928	1.395.053	36,38
FRANCE	747.304	561.449	-24,87	5.374.275	5.805.631	8,03
GERMANY, FED. REP. OF	1.809.880	1.713.805	-5,31	3.237.220	3.951.433	22,06
AUSTRIA	4		-100,00	2.159		-100,00
BELGIUM	699.916	281.450	-59,79	1.170.463	725.448	-38,02
SWITZERLAND	35.003	56.745	62,11	95.627	169.472	77,22
DENMARK	54.972	64.183	16,76	184.267	161.558	-12,32
NORWAY	3.300	4	-99,87	4.200	1.005	-76,06
SWEDEN	17.785	52.262	193,86	52.821	103.617	96,17
FINLAND	213	359	68,37	192	3.302	1.619,97
IRELAND	106.865	144.866	35,56	185.395	319.414	72,29
ITALY	577.344	177.722	-69,22	2.040.032	1.784.290	-12,54
SPAIN	262.986	3.083	-98,83	366.412	15.454	-95,78
PORTUGAL	65		-100,00	500		-100,00
GREECE	51	86	68,63	424	192	-54,70
ANDORRA		25.863	-		35.143	-
HUNGARY		3.616	-		18.952	-
POLAND	496.764	418.621	-15,73	3.536.675	2.368.334	-33,03
ROMANIA	2.672	128	-95,21	15.513	3.449	-77,77
UKRAINE	182		-100,00	848		-100,00
UZBEKISTAN		1.738	-		24.195	-
LITHUANIA	251.756	25.025	-90,06	317.484	41.295	-86,99
LATVIA	7		-100,00	46		-100,00
ESTONIA	1.284	9.351	628,27	7.570	141.987	1.775,76
SLOVAKIA	41.007	38.353	-6,47	68.798	86.837	26,22
SLOVENIA	19.789		-100,00	35.606		-100,00
CZECH REPUBLIC	49.802	10.756	-78,40	82.409	53.995	-34,48
REP. OF MACEDONIA	896	116	-87,06	7.328	633	-91,36
RUSSIA FEDERATION	225	289	28,55	310	446	43,95
BARANG DARI KARET UNTUK KEPERLUAN INDUSTRI	**16.284.546**	**25.843.058**	**58,70**	**65.595.212**	**96.215.359**	**46,68**
JAPAN	870.603	895.230	2,83	7.301.741	8.133.834	11,40
HONG KONG	46.924	60.102	28,08	2.518.305	2.460.223	-2,31
KOREA, REPUBLIC OF	104.708	110.565	5,59	178.037	187.650	5,40
TAIWAN	413.259	483.041	16,89	472.267	1.141.217	141,65
CHINA	224.802	5.117.956	2.176,65	3.703.457	14.910.605	302,61
THAILAND	383.299	317.269	-17,23	3.119.464	3.712.651	19,02
SINGAPORE	500.720	652.236	30,26	5.032.095	6.612.104	31,40
PHILIPPINES	1.538	6.415	317,20	12.953	124.418	860,56
MALAYSIA	78.777	37.557	-52,32	472.713	367.816	-22,19
MYANMAR	29.178	17.722	-39,26	67.050	46.684	-30,37
BRUNEI DARUSSALAM	20	4	-78,50	139	730	427,24
LAO PEOPLE'S DEM. REP.	60		-100,00	708		-100,00
NEPAL		4	-		138	-
VIET NAM	9.733.172	11.365.104	16,77	24.230.689	32.736.263	35,10
MALDIVES		28	-		90	-
INDIA	663.563	3.148.582	374,50	2.041.976	6.372.053	212,05

https://www.bps.go.id

TABEL 6. PERKEMBANGAN EKSPOR INDONESIA MENURUT KOMODITI DAN NEGARA TUJUAN
JANUARI-AGUSTUS 2020 DAN 2021

KOMODITI / NEGARA TUJUAN	BERAT BERSIH (KG)		PERUB	NILAI FOB (US $)		PERUB
	JAN-AGT 2020	JAN-AGT 2021	%	JAN-AGT 2020	JAN-AGT 2021	%
(1)	(2)	(3)	(4)	(5)	(6)	(7)
PAKISTAN	58.757	130.979	122,92	126.717	247.131	95,03
BANGLADESH	47.160	44.347	-5,96	173.709	210.121	20,96
SRI LANKA	52.133	76.181	46,13	221.868	284.282	28,13
SAUDI ARABIA	54.921	170.705	210,82	208.108	643.745	209,33
ISRAEL	30		-100,00	39		-100,00
KUWAIT	308		-100,00	2.568		-100,00
JORDAN	25.908	26.039	0,51	46.310	70.598	52,45
LEBANON		50.373	-		86.567	-
YEMEN		9.961	-		94.934	-
OMAN		121	-		183	-
SYRIA ARAB REPUBLIC	17.753	19.275	8,57	95.692	109.649	14,59
TURKEY	237.511	123.427	-48,03	1.159.663	797.442	-31,24
UNITED ARAB EMIRATES	353.064	156.898	-55,56	1.360.530	692.777	-49,08
QATAR	127.233	224.826	76,70	212.847	377.635	77,42
BAHRAIN		6	-		30	-
EGYPT	22.983	37.238	62,02	166.857	202.647	21,45
ALGERIA	129.047	198.895	54,13	190.880	349.864	83,29
TANZANIA, UNITED REP. OF	19.691	26.119	32,65	64.349	114.925	78,60
KENYA	2.000	2.500	25,00	3.900	6.250	60,26
REUNION	19	131	589,47	300	1.994	564,82
GHANA	549		-100,00	1.379		-100,00
NIGERIA	132	2.780	2.006,06	68	33.322	48.902,28
SIERRA LEONE		4	-		46	-
SOUTH AFRICA	65.132	57.167	-12,23	106.591	97.924	-8,13
MALAWI	8.513		-100,00	31.115		-100,00
AUSTRALIA	267.618	285.626	6,73	264.454	348.471	31,77
NEW ZEALAND	1.144	61	-94,67	3.398	17	-99,51
COOK ISLANDS	167		-100,00	2.436		-100,00
SOLOMON ISLANDS	89	1	-99,11	107	50	-53,17
EAST TIMOR	78.582	47.286	-39,83	166.715	357.257	114,29
UNITED STATES	883.773	1.003.377	13,53	7.367.744	8.489.650	15,23
CANADA	92.364	100.583	8,90	223.306	267.325	19,71
MEXICO	97.080	145.947	50,34	314.607	468.717	48,98
GUATEMALA		16.491	-		33.232	-
SURINAME	1.560	650	-58,33	16.875	7.450	-55,85
CHILE		22.103	-		220.725	-
VENEZUELA	4.247	2.217	-47,81	59.874	24.816	-58,55
ARGENTINA	96.413	70.421	-26,96	163.178	131.207	-19,59
COLOMBIA	5.111	1.585	-68,99	26.239	10.958	-58,24
BOLIVIA	75.328	81.702	8,46	132.126	205.614	55,62
ECUADOR	601	3.892	547,27	5.108	32.355	533,41
PERU	96.372	104.157	8,08	797.562	857.245	7,48
JAMAICA		18.336	-		30.987	-
DOMINICAN REPUBLIC	45.114	22.634	-49,83	67.707	40.423	-40,30
EL SALVADOR	5.857		-100,00	30.596		-100,00
UNITED KINGDOM	4	715	17.129,16	377	14.097	3.640,75
NETHERLANDS	4.661	63	-98,64	5.652	3.869	-31,56
FRANCE	75	129	72,25	207	1.140	451,33
GERMANY, FED. REP. OF	84.924	139.112	63,81	1.153.268	1.828.640	58,56
BELGIUM	1.135	9	-99,17	26.219	1.053	-95,98
DENMARK	30		-100,00	65		-100,00
SWEDEN	410		-100,00	142.286		-100,00
ITALY	67.777	120.168	77,30	577.217	638.283	10,58
SPAIN	17.678	47.653	169,57	164.191	379.504	131,14
PORTUGAL		119	-		792	-
GREECE	20.807		-100,00	39.937		-100,00
POLAND	18.867	25.772	36,60	306.339	440.962	43,95
ROMANIA	20.225		-100,00	44.065		-100,00
ALBANIA	2.362	2.496	5,68	45.884	49.426	7,72
LITHUANIA	5	10	100,00	120	2	-98,33
SLOVAKIA	1.177	1.613	37,05	7.777	11.392	46,48
RUSSIA FEDERATION	19.519	8.342	-57,26	114.492	91.159	-20,38
BARANG PLASTIK LAINNYA	**13.991.298**	**16.317.845**	**16,63**	**91.558.239**	**122.171.848**	**33,44**
JAPAN	3.770.345	4.536.827	20,33	22.642.789	26.040.430	15,01
HONG KONG	71.408	132.135	85,04	1.566.422	1.794.593	14,57
KOREA, REPUBLIC OF	111.696	143.640	28,60	1.419.791	1.495.262	5,32
TAIWAN	29.047	73.782	154,01	182.177	672.189	268,98
CHINA	275.119	291.969	6,12	2.345.257	2.621.410	11,77
MACAU	629		-100,00	3.930		-100,00
PAPUA NEW GUINEA	2.870	3.098	7,93	14.975	12.809	-14,47
THAILAND	312.656	325.156	4,00	3.275.170	3.832.412	17,01
SINGAPORE	1.864.964	2.368.444	27,00	18.588.680	27.537.909	48,14
PHILIPPINES	352.575	192.103	-45,51	2.343.826	2.921.457	24,64
MALAYSIA	278.885	593.247	112,72	1.615.626	5.371.921	232,50
MYANMAR	97.965	12.529	-87,21	881.900	144.242	-83,64
CAMBODIA	301	1.345	347,33	4.522	11.165	146,93
BRUNEI DARUSSALAM	12.268	3.263	-73,41	105.405	11.652	-88,95
NEPAL	79		-100,00	528		-100,00
BHUTAN		665	-		3	-
VIET NAM	277.035	312.567	12,83	3.646.809	3.682.919	0,99
MALDIVES	1.776	8.829	397,19	29.043	103.677	256,98
INDIA	96.266	139.535	44,95	2.582.086	2.819.282	9,19
PAKISTAN	28.648	14.076	-50,87	335.412	234.740	-30,01
BANGLADESH	8.094	9.671	19,48	9.090	187.351	1.960,99
SRI LANKA	578	3.067	430,51	2.757	1.348	-51,09
IRAQ	125	18	-85,27	4.939	594	-87,98
IRAN (ISLAMIC REPUBLIC OF)	2.501		-100,00	2.625		-100,00

https://www.bpsbbo.id

TABEL 6. PERKEMBANGAN EKSPOR INDONESIA MENURUT KOMODITI DAN NEGARA TUJUAN
JANUARI-AGUSTUS 2020 DAN 2021

KOMODITI / NEGARA TUJUAN	BERAT BERSIH (KG)		PERUB	NILAI FOB (US $)		PERUB
	JAN-AGT 2020	JAN-AGT 2021	%	JAN-AGT 2020	JAN-AGT 2021	%
(1)	(2)	(3)	(4)	(5)	(6)	(7)
SAUDI ARABIA	42.121	34.805	-17,37	40.173	47.409	18,01
ISRAEL	881	2.361	167,91	8.506	16.587	95,01
KUWAIT	1.437	41	-97,18	11.191	767	-93,15
JORDAN	928		-100,00	2.398		-100,00
LEBANON	1.157	17	-98,55	2.431	101	-95,86
PALESTINA		88	-		626	-
YEMEN	359		-100,00	225		-100,00
OMAN	1.370	1.257	-8,21	3.435	7.233	110,59
TURKEY	66.657	89.136	33,72	899.467	1.172.812	30,39
UNITED ARAB EMIRATES	30.493	13.252	-56,54	275.566	82.997	-69,88
QATAR	208	155	-25,16	4.889	455	-90,70
BAHRAIN	351	28	-92,03	5.216	480	-90,79
CYPRUS	29		-100,00	208		-100,00
EGYPT	63.604	19.647	-69,11	32.632	91.608	180,73
LIBYAN ARAB JAMAHIRIYA	660	0	-99,94	1.003	1	-99,90
MOROCCO	1.338	597	-55,39	3.100	3.005	-3,04
TUNISIA	2.387		-100,00	885		-100,00
ALGERIA	45.992	77.417	68,33	86.663	1.855.851	2.041,45
SUDAN	146	2.983	1.941,12	9.229	2.619	-71,62
ETHIOPIA		4.029	-		1.395	-
TANZANIA, UNITED REP. OF	872	71	-91,89	17.216	228	-98,68
MADAGASCAR	32.303	15.402	-52,32	105.880	53.442	-49,53
SOMALIA	1.115.453	902.507	-19,09	1.666.160	1.483.814	-10,94
KENYA	100	30	-70,00	73	125	70,24
REUNION	62.610	59.023	-5,73	168.866	194.753	15,33
TOGO	24.055	21.614	-10,15	87.284	90.814	4,04
GUINEA	6.765	34	-99,50	25.018	40	-99,84
ANGOLA		9.242	-		721	-
CONGO	0		-100,00	12		-100,00
CAMEROON		168	-		661	-
NIGERIA	29.936	74.922	150,28	54.081	59.345	9,73
GABON	5	5	0,00	28	65	126,74
COTE D'IVOIRE	2.434	14.446	493,52	9.580	50.030	422,23
SENEGAL	1.748	1.171	-33,02	4.286	5.374	25,39
MAURITANIA		1	-		40	-
MALI		74	-		1.294	-
BENIN	13.480	5.720	-57,57	55.844	23.837	-57,31
SEYCHELLES	1.241	763	-38,52	9.550	5.759	-39,69
UGANDA		216	-		933	-
DJIBOUTI	835	6.411	667,70	1.989	20.381	924,66
SOUTH AFRICA	44.763	66.535	48,64	592.346	968.257	63,46
ZAMBIA		3	-		15	-
MAURITIUS	2.096	1.242	-40,75	15.796	3.037	-80,78
MAYOTTE	198	187	-5,56	493	2.394	385,77
DEMOCRATIC REP. OF THE CONGO		424	-		60.729	-
AUSTRALIA	607.497	587.278	-3,33	2.591.093	3.020.574	16,58
NEW ZEALAND	10.284	15.895	54,57	46.941	69.081	47,17
GUAM	17	17	3,03	201	356	77,13
PALAU	1.435		-100,00	11.749		-100,00
NEW CALEDONIA	16.513	10.596	-35,83	54.679	109.646	100,53
NORTHERN MARIANA ISLANDS	75	200	166,67	730	1.444	97,81
VANUATU	373		-100,00	605		-100,00
WALLIS AND FUTUNA ISLANDS	821	269	-67,24	1.581	1.827	15,55
COOK ISLANDS	1.480	31	-97,91	12.228	113	-99,07
FIJI	3.214	3.837	19,37	18.393	10.522	-42,79
KIRIBATI		456	-		1.701	-
SAMOA	10		-100,00	53		-100,00
SOLOMON ISLANDS	9.380	14.815	57,95	25.058	21.236	-15,25
TONGA		22	-		39	-
EAST TIMOR	334.466	590.931	76,68	508.566	538.738	5,93
UNITED STATES	779.467	920.298	18,07	8.543.472	10.809.414	26,52
CANADA	8.998	28.798	220,04	132.355	472.585	257,06
MEXICO	15.193	65.159	328,88	164.711	900.708	446,84
GUATEMALA		444	-		2.758	-
PANAMA	366	151	-58,76	4.354	122	-97,19
CURACAO	250	1.157	362,72	771	19.592	2.440,27
CHILE	4.843	7.663	58,21	7.646	26.593	247,79
ARGENTINA	3.743	5.170	38,14	28.710	46.113	60,62
BRAZIL	13.425	23.089	71,99	71.977	245.423	240,98
COLOMBIA	7.140	3.486	-51,18	66.451	31.673	-52,34
URUGUAY	37.355	58.172	55,73	481.464	846.582	75,84
PARAGUAY	35.080	71.781	104,62	486.399	963.211	98,03
ECUADOR	1.471	6.779	360,93	15.962	14.725	-7,75
PERU	456	218	-52,29	2.627	2.375	-9,60
BAHAMAS	81	1	-98,77	2.630	4	-99,84
JAMAICA	56	159	182,61	1.833	165	-90,99
PUERTO RICO	359	20.805	5.695,26	3.751	77.232	1.958,74
DOMINICAN REPUBLIC	488	693	42,01	2.402	13.205	449,85
EL SALVADOR	63		-100,00	428		-100,00
COSTA RICA	1.508	4.092	171,34	46.139	35.964	-22,05
HAITI		55	-		424	-
BARBADOS	179		-100,00	2.980		-100,00
ARUBA		44	-		462	-
BERMUDA	375		-100,00	3.637		-100,00
CAYMAN ISLANDS	5		-100,00	5		-100,00
DOMINICA	265		-100,00	2.998		-100,00
FRENCH POLYNESIA	2.632	1.837	-30,20	12.043	10.361	-13,97
MARTINIQUE	1.081	2.579	138,58	5.278	5.294	0,29

https://www.bpsntb.id

TABEL 6. PERKEMBANGAN EKSPOR INDONESIA MENURUT KOMODITI DAN NEGARA TUJUAN
JANUARI-AGUSTUS 2020 DAN 2021

KOMODITI / NEGARA TUJUAN	BERAT BERSIH (KG)		PERUB	NILAI FOB (US $)		PERUB
	JAN-AGT 2020	JAN-AGT 2021	%	JAN-AGT 2020	JAN-AGT 2021	%
(1)	(2)	(3)	(4)	(5)	(6)	(7)
NETHERLANDS ANTILLES	1.332		-100,00	8.602		-100,00
SAINT LUCIA	10		-100,00	137		-100,00
TURKS AND CAICOS ISLANDS	250	1.368	446,28	2.210	1.328	-39,91
GUADELOUPE	2.787	2.394	-14,09	26.135	16.956	-35,12
VIRGIN ISLANDS (BRITISH)	105	1.129	975,24	4.085	5.855	43,34
UNITED KINGDOM	254.520	250.533	-1,57	1.970.085	3.044.494	54,54
NETHERLANDS	1.433.874	1.648.847	14,99	3.350.085	4.422.952	32,03
FRANCE	284.321	324.002	13,96	1.092.224	1.158.895	6,10
GERMANY, FED. REP. OF	208.784	205.438	-1,60	1.818.568	3.696.922	103,29
AUSTRIA	2.682	2.317	-13,61	76.495	83.516	9,18
BELGIUM	49.707	77.178	55,26	222.215	361.368	62,62
SWITZERLAND	7.984	2.624	-67,13	53.584	67.758	26,45
LUXEMBOURG	25		-100,00	62		-100,00
DENMARK	59.641	151.358	153,78	214.245	409.234	91,01
NORWAY	31.513	80.935	156,83	74.858	209.361	179,68
SWEDEN	23.699	73.888	211,77	98.917	220.258	122,67
FINLAND	5.812	8.488	46,05	49.399	71.582	44,91
IRELAND	3.565	1.290	-63,80	28.680	12.950	-54,85
ITALY	114.844	168.667	46,87	744.923	1.522.689	104,41
SPAIN	121.294	38.189	-68,52	499.895	175.790	-64,83
PORTUGAL	78.146	75.106	-3,89	311.749	486.470	56,05
ICELAND	538	99	-81,60	4.863	918	-81,13
GREECE	20.294	12.317	-39,31	168.311	78.227	-53,52
HUNGARY	515	1.650	220,27	3.738	3.138	-16,06
POLAND	26.360	48.338	83,37	148.234	396.380	167,40
ROMANIA	102.017	5.921	-94,20	512.848	34.380	-93,30
BULGARIA	649	60	-90,76	5.043	113	-97,76
ALBANIA	50		-100,00	20		-100,00
KAZAKHSTAN	3	520	20.700,00	520	72	-86,09
KYRGYZSTAN		15	-		51	-
UKRAINE	298	119	-59,99	6.206	14.069	126,70
LITHUANIA	12.402	9.144	-26,27	68.749	89.709	30,49
LATVIA	2.559	573	-77,61	1.852	3.132	69,09
ESTONIA	538		-100,00	1.513		-100,00
CROATIA	15.790	677	-95,71	98.540	5.185	-94,74
MALTA	1.769	1.598	-9,65	8.749	7.180	-17,94
SLOVAKIA	877	448	-48,92	2.778	27.428	887,36
SLOVENIA	4.082	1.019	-75,02	12.271	44.327	261,23
CZECH REPUBLIC	20.354	36.364	78,66	695.599	1.017.930	46,34
REP. OF MACEDONIA	175		-100,00	1.185		-100,00
RUSSIA FEDERATION	380	46.265	12.073,74	982	373.573	37.959,22
SERBIA	417		-100,00	172		-100,00
MONTENEGRO	1.050		-100,00	537		-100,00
PIPA PLASTIK DAN PERLENGKAPANNYA	**11.842.312**	**9.353.787**	**-21,01**	**41.762.369**	**36.587.834**	**-12,39**
JAPAN	2.263.666	2.020.982	-10,72	9.350.297	10.714.054	14,59
HONG KONG	66	306	362,46	3.775	4.181	10,75
KOREA, REPUBLIC OF	1.679.181	1.481.996	-11,74	5.626.381	5.128.146	-8,86
TAIWAN	3.536	1.023	-71,08	2.782	2.095	-24,69
CHINA	9.904	54.037	445,60	134.752	372.791	176,65
PAPUA NEW GUINEA	22		-100,00	226		-100,00
THAILAND	283.200	498.050	75,86	549.812	897.025	63,15
SINGAPORE	153.962	161.252	4,73	578.664	1.026.230	77,34
PHILIPPINES	46.278	512.756	1.007,99	546.113	1.395.256	155,49
MALAYSIA	119.687	94.361	-21,16	956.910	523.691	-45,27
MYANMAR		2	-		100	-
CAMBODIA		5	-		9	-
BRUNEI DARUSSALAM	1.151		-100,00	3.489		-100,00
LAO PEOPLE'S DEM. REP.	115		-100,00	5.517		-100,00
VIET NAM	28.059	43.559	55,24	494.172	629.691	27,42
MALDIVES	790	1.919	142,90	17.823	11.625	-34,78
INDIA	224.712	249.850	11,19	1.953.445	3.058.638	56,58
PAKISTAN		1	-		1	-
BANGLADESH	8.662	34.171	294,48	7.036	109.086	1.450,49
SRI LANKA	500		-100,00	1.204		-100,00
SAUDI ARABIA	105.316	150.072	42,50	301.824	36.745	-87,83
ISRAEL	6.908	5.837	-15,50	10.175	11.526	13,28
KUWAIT	87.713	42.219	-51,87	258.327	135.703	-47,47
OMAN	9.227	3.678	-60,14	39.871	24.851	-37,67
TURKEY	50		-100,00	1.693		-100,00
UNITED ARAB EMIRATES	86.019	47.168	-45,17	289.055	164.306	-43,16
QATAR	15.950	11.084	-30,51	42.314	42.823	1,20
ETHIOPIA	54		-100,00	2.169		-100,00
KENYA	9.341	3.207	-65,67	28.397	12.861	-54,71
TOGO	158.620		-100,00	575.239		-100,00
GHANA	55.003	47.922	-12,87	179.708	184.736	2,80
GUINEA		2	-		5	-
ANGOLA		2.670	-		10.152	-
NIGERIA	176.214	19.540	-88,91	659.151	107.184	-83,74
UGANDA	7		-100,00	5		-100,00
SOUTH AFRICA	43.258	24.011	-44,49	143.936	69.027	-52,04
MALAWI	5.878	6.293	7,06	18.699	14.421	-22,88
MAURITIUS	2.905		-100,00	7.631		-100,00
DEMOCRATIC REP. OF THE CONGO	4.581	4.581	0,00	9.900	13.728	38,67
AUSTRALIA	486.880	471.822	-3,09	2.583.781	2.324.212	-10,05
NEW ZEALAND	44.468	67.777	52,42	146.449	257.706	75,97
NEW CALEDONIA	1.431	58	-95,93	45.673	1.865	-95,92

https://www.bps.go.id

TABEL 6. PERKEMBANGAN EKSPOR INDONESIA MENURUT KOMODITI DAN NEGARA TUJUAN
JANUARI-AGUSTUS 2020 DAN 2021

KOMODITI / NEGARA TUJUAN	BERAT BERSIH (KG)		PERUB	NILAI FOB (US $)		PERUB
	JAN-AGT 2020	JAN-AGT 2021	%	JAN-AGT 2020	JAN-AGT 2021	%
(1)	(2)	(3)	(4)	(5)	(6)	(7)
EAST TIMOR	334.104	378.515	13,29	306.551	309.920	1,10
UNITED STATES	4.551.918	2.555.356	-43,86	12.714.156	7.060.238	-44,47
CANADA	13.171		-100,00	96.363		-100,00
MEXICO	10.517	11.414	8,53	75.756	75.215	-0,71
CHILE	53.925	36.380	-32,54	172.073	119.328	-30,65
BRAZIL	30.411	39.142	28,71	113.371	157.216	38,67
PERU		0	-		1	-
PUERTO RICO	2.417	4.835	100,00	13.887	18.734	34,90
DOMINICAN REPUBLIC	885	4	-99,56	8.221	2	-99,97
UNITED KINGDOM	49.158	14.161	-71,19	147.340	51.138	-65,29
NETHERLANDS	114.653	11.761	-89,74	450.701	47.929	-89,37
FRANCE	5.577	1.490	-73,29	23.754	23.314	-1,85
GERMANY, FED. REP. OF	141.369	30.554	-78,39	487.584	220.219	-54,83
AUSTRIA	659		-100,00	2.915		-100,00
BELGIUM	8.126	108	-98,67	30.312	3.016	-90,05
SWITZERLAND	1.336		-100,00	4.467		-100,00
DENMARK	52.735	40	-99,92	196.662	2.072	-98,95
SWEDEN		369	-		12.910	-
FINLAND	52		-100,00	568		-100,00
IRELAND	5.613		-100,00	16.802		-100,00
ITALY	61.366	38.439	-37,36	263.949	213.000	-19,30
SPAIN	245.265	145.943	-40,50	868.654	816.554	-6,00
HUNGARY	1		-100,00	393		-100,00
POLAND	6.740		-100,00	18.470		-100,00
UKRAINE	13.030	18.873	44,84	113.938	161.680	41,90
LITHUANIA	3.135		-100,00	7.154		-100,00
SLOVENIA	8.172	2.043	-75,00	35.563	3.907	-89,01
CZECH REPUBLIC	4.613	2.152	-53,34	14.645	6.970	-52,41
RUSSIA FEDERATION	50		-100,00	1.724		-100,00
BARANG DARI PLASTIK UNTUK BANGUNAN	**8.725.958**	**10.229.858**	**17,23**	**27.301.955**	**31.968.168**	**17,09**
JAPAN	1.546.835	956.823	-38,14	7.188.439	5.548.820	-22,81
HONG KONG	10.307	21.108	104,80	83.870	176.501	110,45
KOREA, REPUBLIC OF	70.317	104.515	48,63	211.992	300.082	41,55
TAIWAN	21.063	13.744	-34,75	104.836	80.914	-22,82
CHINA	107.978	285.910	164,79	292.413	950.357	225,00
MACAU		1.028	-		4.240	-
PAPUA NEW GUINEA	192.486	27.053	-85,95	199.993	35.514	-82,24
THAILAND	762.648	644.592	-15,48	2.066.913	1.757.733	-14,96
SINGAPORE	947.500	621.810	-34,37	2.805.165	2.232.003	-20,43
PHILIPPINES	151.433	381.044	151,63	448.034	1.369.878	205,75
MALAYSIA	248.963	239.431	-3,83	796.350	787.025	-1,17
MYANMAR	117.534	78.228	-33,44	442.887	221.637	-49,96
CAMBODIA	22.509		-100,00	67.245		-100,00
BRUNEI DARUSSALAM	5.223	11.400	118,26	23.758	28.961	21,90
NEPAL	128	484	278,24	350	2.161	517,63
VIET NAM	116.272	177.150	52,36	362.591	578.210	59,47
MALDIVES	9.230	15.365	66,46	30.578	89.364	192,25
INDIA	117.881	237.737	101,68	469.638	847.412	80,44
PAKISTAN	393	848	115,64	926	1.528	65,01
BANGLADESH	5.698	23.345	309,72	8.535	116.402	1.263,86
SRI LANKA	11.402	21.690	90,23	75.339	151.129	100,60
IRAQ		166	-		3.000	-
SAUDI ARABIA	291.977	102.462	-64,91	894.319	318.159	-64,42
KUWAIT		2.475	-		18.356	-
LEBANON	10	3	-70,00	1.900	500	-73,68
OMAN		52	-		671	-
TURKEY	19.008	82.197	332,44	39.156	206.412	427,15
UNITED ARAB EMIRATES	128.755	57.550	-55,30	345.381	167.189	-51,59
QATAR	7.959	15.166	90,55	61.162	127.545	108,54
BAHRAIN	3.017	1.570	-47,96	8.339	4.428	-46,90
MOROCCO	3.581	9.032	152,18	17.428	56.296	223,02
ETHIOPIA	1.280	204	-84,07	7.541	1.665	-77,92
KENYA		175	-		2.601	-
REUNION	1.100		-100,00	870		-100,00
MOZAMBIQUE		1.765	-		7.481	-
TOGO	20		-100,00	74		-100,00
NIGERIA	91.245	121.569	33,23	99.830	146.906	47,16
GABON		2.841	-		456	-
COTE D'IVOIRE		270	-		673	-
MALI		59	-		32	-
GAMBIA		744	-		2.229	-
NIGER		984	-		2.997	-
DJIBOUTI	529	11	-97,94	1.074	35	-96,75
SWAZILAND		478	-		5.645	-
SOUTH AFRICA	216	3.192	1.377,76	501	16.241	3.141,12
AUSTRALIA	1.378.224	1.426.748	3,52	2.902.762	3.699.400	27,44
NEW ZEALAND	74.447	115.693	55,40	258.664	383.214	48,15
GUAM	100	63	-36,57	1.502	433	-71,16
PALAU	229		-100,00	2.715		-100,00
NEW CALEDONIA		89	-		323	-
FIJI	2.603	10.050	286,09	22.625	93.906	315,06
EAST TIMOR	330.572	304.761	-7,81	168.800	205.170	21,55
UNITED STATES	563.524	1.331.892	136,35	2.743.235	3.244.459	18,27
CANADA	74.451	96.709	29,90	161.816	248.579	53,62
MEXICO	64.049	166.501	159,96	143.129	458.125	220,08
PANAMA	8.080	9.122	12,90	34.589	34.524	-0,19

https://www.bpsbbo.id

TABEL 6. PERKEMBANGAN EKSPOR INDONESIA MENURUT KOMODITI DAN NEGARA TUJUAN
JANUARI-AGUSTUS 2020 DAN 2021

KOMODITI / NEGARA TUJUAN	BERAT BERSIH (KG)		PERUB	NILAI FOB (US $)		PERUB
	JAN-AGT 2020	JAN-AGT 2021	%	JAN-AGT 2020	JAN-AGT 2021	%
(1)	(2)	(3)	(4)	(5)	(6)	(7)
SURINAME		206	-		1.352	-
CHILE	159.039	242.604	52,54	320.762	562.996	75,52
BRAZIL	215.550	413.884	92,01	501.282	1.015.229	102,53
COLOMBIA		7.792	-		32.857	-
ECUADOR	19.008	19.008	0,00	33.834	41.247	21,91
PERU	266.112	986.656	270,77	467.977	2.045.409	337,07
PUERTO RICO		9.086	-		85.500	-
DOMINICAN REPUBLIC	1.603	5.498	243,12	6.170	26.024	321,81
CAYMAN ISLANDS	1.920	4.229	120,26	8.554	19.298	125,61
FRENCH POLYNESIA	1.161	166	-85,70	8.899	1.311	-85,27
NETHERLANDS ANTILLES		6.627	-		11.200	-
GUADELOUPE	128		-100,00	544		-100,00
VIRGIN ISLANDS (BRITISH)	360		-100,00	15.815		-100,00
UNITED KINGDOM	93.785	335.323	257,54	1.237.824	2.063.901	66,74
NETHERLANDS	363.688	378.182	3,99	758.703	892.747	17,67
FRANCE	14.085	4.208	-70,12	31.265	37.289	19,27
GERMANY, FED. REP. OF	11.516	9.545	-17,12	23.177	10.257	-55,74
BELGIUM	1.800		-100,00	6.238		-100,00
DENMARK	1.868	511	-72,65	16.558	2.731	-83,50
NORWAY		3	-		104	-
SWEDEN	1.856	6.132	230,39	10.208	41.830	309,78
ITALY	6.910	21.338	208,79	32.385	97.976	202,54
SPAIN	22.461	30.967	37,87	166.571	188.023	12,88
PORTUGAL	138	148	7,04	2.261	3.105	37,35
HUNGARY		121	-		735	-
BULGARIA	17.160	17.160	0,00	33.977	40.669	19,70
GEORGIA	1.922	2.566	33,47	6.843	8.854	29,39
CZECH REPUBLIC	13.111		-100,00	14.846		-100,00
PERLENGKAPAN DAN PERALATAN RUMAH TANGGA (TIDAK TERMASUK FURNITURE)	**6.560.920**	**6.971.287**	**6,25**	**38.005.010**	**46.616.778**	**22,66**
JAPAN	253.045	268.021	5,92	1.540.595	1.370.032	-11,07
HONG KONG	141.397	107.009	-24,32	469.322	375.161	-20,06
KOREA, REPUBLIC OF	311.553	139.426	-55,25	266.040	493.463	85,48
TAIWAN	21.267	20.403	-4,06	155.766	137.509	-11,72
CHINA	106.454	25.217	-76,31	720.750	520.460	-27,79
PAPUA NEW GUINEA	32.932	26.590	-19,26	100.551	110.618	10,01
THAILAND	38.581	32.040	-16,95	179.009	113.734	-36,46
SINGAPORE	265.875	306.506	15,28	2.096.596	2.240.349	6,86
PHILIPPINES	177.591	353.957	99,31	801.507	1.845.079	130,20
MALAYSIA	474.501	608.956	28,34	1.555.749	1.969.712	26,61
MYANMAR	31.948		-100,00	58.315		-100,00
CAMBODIA		35	-		160	-
BRUNEI DARUSSALAM	10.882	21.994	102,12	44.129	65.550	48,54
NEPAL	4.704	15.082	220,65	16.976	55.306	225,79
VIET NAM	269.176	263.574	-2,08	927.363	734.658	-20,78
MALDIVES	52.587	37.651	-28,40	70.434	70.586	0,21
INDIA	30.824	90.319	193,01	476.777	1.857.525	289,60
PAKISTAN	88.116	100.436	13,98	245.623	142.174	-42,12
BANGLADESH	1.187		-100,00	4.708		-100,00
SRI LANKA	24.215	5.615	-76,81	29.427	11.483	-60,98
IRAQ		2.246	-		8.120	-
SAUDI ARABIA	208.800	318.893	52,73	808.640	928.528	14,83
KUWAIT	37.324	52.152	39,73	49.137	133.594	171,88
YEMEN	73.206	53.964	-26,29	180.720	124.302	-31,22
OMAN	1.078	9.771	806,49	7.302	46.048	530,66
TURKEY	8.739	44.692	411,42	127.956	258.819	102,27
UNITED ARAB EMIRATES	240.560	173.061	-28,06	1.205.372	933.762	-22,53
QATAR	23.683	21.291	-10,10	85.141	79.300	-6,86
BAHRAIN	40.172	19.029	-52,63	124.951	63.747	-48,98
CYPRUS	0		-100,00	0		-100,00
EGYPT	30.948		-100,00	78.075		-100,00
MOROCCO		16.704	-		81.855	-
ALGERIA	11		-100,00	1.117		-100,00
TANZANIA, UNITED REP. OF	40	9.965	24.811,65	10	14.315	141.916,87
SOMALIA	6.545	2.866	-56,21	23.647	4.060	-82,83
KENYA	100	5.669	5.569,00	5.459	19.336	254,19
REUNION	442		-100,00	208		-100,00
TOGO	4.790	4.507	-5,93	11.543	9.820	-14,93
GUINEA		24	-		18	-
CONGO	1		-100,00	7		-100,00
CAMEROON	24.036	35.588	48,06	64.621	85.030	31,58
NIGERIA	4.025	4.521	12,32	1.712	20.293	1.085,64
SIERRA LEONE	3		-100,00	7		-100,00
GABON		1	-		6	-
COTE D'IVOIRE	7.938	3.439	-56,67	18.808	6.409	-65,92
SENEGAL	5.349	7.752	44,93	15.250	21.566	41,42
MALI	15.392	16.560	7,59	6.517	8.634	32,49
BURKINA FASO	1.360	371	-72,69	5.050	1.523	-69,85
GAMBIA		4	-		7	-
SEYCHELLES	1.166		-100,00	2.872		-100,00
UGANDA	2		-100,00	3		-100,00
DJIBOUTI	10.599		-100,00	22.143		-100,00
SOUTH AFRICA	199.409	136.623	-31,49	817.346	532.736	-34,82
MAURITIUS	5.382	5.331	-0,97	24.688	19.704	-20,19
DEMOCRATIC REP. OF THE CONGO	1	5.430	542.890,00	7	19.593	268.299,00
AUSTRALIA	196.567	94.382	-51,98	1.141.501	943.597	-17,34

https://www.bps.go.id

TABEL 6. PERKEMBANGAN EKSPOR INDONESIA MENURUT KOMODITI DAN NEGARA TUJUAN
JANUARI-AGUSTUS 2020 DAN 2021

KOMODITI / NEGARA TUJUAN	BERAT BERSIH (KG)		PERUB	NILAI FOB (US $)		PERUB
	JAN-AGT 2020	JAN-AGT 2021	%	JAN-AGT 2020	JAN-AGT 2021	%
(1)	(2)	(3)	(4)	(5)	(6)	(7)
NEW ZEALAND	9.187	6.528	-28,94	124.969	69.523	-44,37
NEW CALEDONIA	131	468	257,01	1.395	1.618	15,96
VANUATU	116		-100,00	578		-100,00
WALLIS AND FUTUNA ISLANDS	8		-100,00	689		-100,00
COOK ISLANDS	231	176	-23,70	798	671	-15,83
FIJI	1.684	5.606	232,93	5.285	19.646	271,74
KIRIBATI		38	-		603	-
SOLOMON ISLANDS	3.006	494	-83,56	5.071	913	-82,00
EAST TIMOR	345.255	428.699	24,17	218.614	327.300	49,72
UNITED STATES	1.956.793	1.848.794	-5,52	14.980.952	16.773.338	11,96
CANADA	49.152	64.026	30,26	779.352	810.817	4,04
MEXICO	2.591	18.425	611,12	33.936	203.865	500,74
GUATEMALA	101	819	710,08	2.450	11.373	364,19
HONDURAS	6.571	7.866	19,72	10.450	16.718	59,98
PANAMA		1.079	-		12.809	-
SURINAME	455	11.087	2.336,76	4.676	65.329	1.297,12
CHILE	5.367	3.402	-36,61	74.126	47.884	-35,40
ARGENTINA	28.660	9.860	-65,60	259.888	172.982	-33,44
BRAZIL	26.031	22.886	-12,08	245.803	255.916	4,11
COLOMBIA	1.034	10.620	926,67	14.032	85.704	510,76
URUGUAY	292		-100,00	4.653		-100,00
PARAGUAY	5.923	5.882	-0,69	25.662	24.912	-2,92
ECUADOR	530	8.325	1.469,43	8.203	51.667	529,85
PERU	954	2.235	134,21	12.373	22.892	85,01
TRINIDAD AND TOBAGO	1.400	280	-80,00	5.988	2.621	-56,23
PUERTO RICO	57.603	16.623	-71,14	534.664	172.619	-67,71
DOMINICAN REPUBLIC	1.170	831	-28,96	17.973	11.359	-36,80
EL SALVADOR	16	364	2.172,20	498	4.164	736,07
COSTA RICA	98	501	410,77	1.360	7.196	429,10
FRENCH POLYNESIA	334	89	-73,35	955	355	-62,82
MARTINIQUE	19		-100,00	91		-100,00
NETHERLANDS ANTILLES	10		-100,00	186		-100,00
UNITED KINGDOM	17.087	85	-99,50	105.623	1.044	-99,01
NETHERLANDS	216.215	351.753	62,69	2.592.965	4.939.768	90,51
FRANCE	56.379	50.736	-10,01	598.390	665.631	11,24
GERMANY, FED. REP. OF	1.175	2.878	144,81	9.712	29.667	205,48
BELGIUM	28.098	18.364	-34,64	162.530	110.246	-32,17
SWITZERLAND	656		-100,00	12.669		-100,00
DENMARK	1.683		-100,00	7.892		-100,00
SWEDEN	1.696	877	-48,29	5.048	4.089	-19,00
FINLAND	31		-100,00	2		-100,00
ITALY	305	72	-76,39	1.500	124	-91,70
SPAIN	1		-100,00	1		-100,00
PORTUGAL	71	2.165	2.949,86	575	16.061	2.691,39
GREECE	4.097	13.971	240,98	29.624	146.880	395,81
HUNGARY	157.759	368.291	133,45	1.779.333	3.443.668	93,54
POLAND	3.305	48.108	1.355,62	49.016	408.934	734,29
ROMANIA	160		-100,00	4.065		-100,00
BULGARIA	362		-100,00	1.100		-100,00
MOLDOVA, REPUBLIC OF	1.968		-100,00	10.286		-100,00
UKRAINE	11.244	10.424	-7,30	44.886	37.975	-15,40
LITHUANIA		3	-		83	-
LATVIA		55	-		179	-
SLOVENIA		4	-		160	-
CZECH REPUBLIC	12	23	91,20	13	29	121,30
RUSSIA FEDERATION	69.388	159.810	130,31	624.664	1.159.164	85,57
BAN VULKANISIR	**1.941.930**	**2.298.467**	**18,36**	**6.841.695**	**6.783.306**	**-0,85**
JAPAN	231.809	139.184	-39,96	854.159	631.203	-26,10
HONG KONG	112.700	273.213	142,43	202.504	512.448	153,06
KOREA, REPUBLIC OF	57.673	3.094	-94,64	101.401	4.243	-95,82
CHINA	88	429.404	489.527,75	555	513.582	92.390,36
THAILAND	651.351	578.212	-11,23	3.273.462	2.858.825	-12,67
SINGAPORE	130.595	105.185	-19,46	474.152	442.738	-6,63
PHILIPPINES	254.548	220.751	-13,28	524.408	379.145	-27,70
MALAYSIA	35.136	23.275	-33,76	98.552	47.239	-52,07
BRUNEI DARUSSALAM	4.269		-100,00	18.784		-100,00
VIET NAM	3.922	10.539	168,76	8.358	21.449	156,64
MALDIVES		92	-		1.605	-
INDIA	11.487	31	-99,73	35.834	182	-99,49
PAKISTAN	10.022	3.294	-67,13	59.180	6.069	-89,74
BANGLADESH	20.006	25.608	28,00	62.656	138.040	120,31
SRI LANKA	16.943	1.692	-90,01	43.350	2.526	-94,17
SAUDI ARABIA		60.278	-		154.317	-
JORDAN	17.927	3.598	-79,93	49.374	6.917	-85,99
YEMEN	6.420	6.063	-5,55	14.492	13.424	-7,37
SYRIA ARAB REPUBLIC	1.498	2.767	84,79	1.927	4.913	154,97
TURKEY		21.586	-		55.434	-
UNITED ARAB EMIRATES	56.273	54.509	-3,14	194.858	121.873	-37,46
QATAR	10.717	54.323	406,91	32.029	185.270	478,44
CYPRUS	47	124	166,67	79	337	326,34
EGYPT	33.848	14.064	-58,45	74.579	35.592	-52,28
MOROCCO	3.533	5.057	43,13	6.832	9.768	42,97
TANZANIA, UNITED REP. OF	41.140	66.866	62,53	86.847	143.888	65,68
KENYA	37.956	59.028	55,52	76.196	109.684	43,95
SEYCHELLES	169		-100,00	948		-100,00
SOUTH AFRICA	4.200		-100,00	8.832		-100,00
AUSTRALIA	4.760	0	-100,00	14.031	200	-98,57

https://www.bps.go.id

TABEL 6. PERKEMBANGAN EKSPOR INDONESIA MENURUT KOMODITI DAN NEGARA TUJUAN
JANUARI-AGUSTUS 2020 DAN 2021

KOMODITI / NEGARA TUJUAN	BERAT BERSIH (KG)		PERUB	NILAI FOB (US $)		PERUB
	JAN-AGT 2020	JAN-AGT 2021	%	JAN-AGT 2020	JAN-AGT 2021	%
(1)	(2)	(3)	(4)	(5)	(6)	(7)
FIJI	3.265	5.211	59,59	7.120	8.121	14,06
SOLOMON ISLANDS		2	-		229	-
EAST TIMOR	63.674	81.496	27,99	166.536	207.950	24,87
UNITED STATES	13.294	25.981	95,43	37.479	78.501	109,45
PERU	17.291		-100,00	39.817		-100,00
PUERTO RICO	12.766		-100,00	34.221		-100,00
DOMINICAN REPUBLIC		78	-		210	-
UNITED KINGDOM	8.576	8.184	-4,58	23.138	23.915	3,36
NETHERLANDS	55.132	2.539	-95,39	188.390	20.165	-89,30
FRANCE	25	1.140	4.554,16	150	3.618	2.305,54
GERMANY, FED. REP. OF	2.740	8.165	198,00	8.005	26.151	226,66
BELGIUM		1.837	-		5.625	-
DENMARK	1.666		-100,00	4.832		-100,00
NORWAY		593	-		2.398	-
ITALY		990	-		3.698	-
SPAIN	241		-100,00	499		-100,00
POLAND	1.211	396	-67,31	3.398	1.725	-49,23
UKRAINE	459		-100,00	1.056		-100,00
LATVIA	116		-100,00	300		-100,00
SLOVENIA	2.440	17	-99,32	8.375	90	-98,93
BARANG DARI KARET UNTUK KEPERLUAN RUMAH TANGGA	**4.562.102**	**4.506.521**	**-1,22**	**24.262.145**	**25.870.199**	**6,63**
JAPAN	212.905	323.835	52,10	2.676.842	3.440.236	28,52
HONG KONG	37.921	52.804	39,25	295.263	392.374	32,89
KOREA, REPUBLIC OF	6.731	7.223	7,31	22.028	90.482	310,76
TAIWAN	45.376	18.353	-59,55	178.937	146.313	-18,23
CHINA	464.421	1.404.161	202,35	1.994.117	6.691.744	235,57
PAPUA NEW GUINEA	32		-100,00	224		-100,00
THAILAND	107.785	146.359	35,79	887.881	1.580.502	78,01
SINGAPORE	1.082.496	839.044	-22,49	3.295.442	2.574.118	-21,89
PHILIPPINES	29.833	36.177	21,26	475.368	711.422	49,66
MALAYSIA	204.667	225.371	10,12	1.439.520	1.692.401	17,57
CAMBODIA	959	1.148	19,68	36.506	44.256	21,23
BRUNEI DARUSSALAM		21.045	-		197.743	-
NEPAL		2	-		140	-
VIET NAM	126.287	30.986	-75,46	1.470.860	504.034	-65,73
MALDIVES	112		-100,00	792		-100,00
INDIA	7.659	24.586	221,02	59.411	331.680	458,28
PAKISTAN	30.095	18.419	-38,80	73.110	133.958	83,23
BANGLADESH		5	-		410	-
SRI LANKA	48.644	53.858	10,72	133.586	193.576	44,91
SAUDI ARABIA	38.176	21.146	-44,61	10.987	19.207	74,81
LEBANON		14.031	-		26.061	-
OMAN	8.352		-100,00	41.518		-100,00
TURKEY	39.598	40.400	2,03	149.153	181.140	21,45
UNITED ARAB EMIRATES	60.409	37.182	-38,45	173.472	99.670	-42,54
QATAR	39.928		-100,00	112.020		-100,00
BAHRAIN		9	-		5	-
EGYPT	64.034	41.205	-35,65	135.514	179.831	32,70
MOROCCO	7.651	4.814	-37,08	19.684	12.768	-35,13
CONGO		4.220	-		44.900	-
NIGERIA	6.760		-100,00	115.553		-100,00
COTE D'IVOIRE	4.934	13.194	167,41	54.574	111.581	104,46
SOUTH AFRICA	2.081	1.185	-43,05	34.175	18.141	-46,92
AUSTRALIA	48.396	50.443	4,23	301.831	371.038	22,93
NEW ZEALAND	52.511	4.282	-91,85	115.385	20.575	-82,17
SOLOMON ISLANDS	385	221	-42,61	7.140	3.837	-46,26
EAST TIMOR	9.637	19.688	104,31	35.443	12.684	-64,21
UNITED STATES	499.476	726.044	45,36	3.226.293	3.954.848	22,58
MEXICO	481.494	1.005	-99,79	4.320.315	15.204	-99,65
ARGENTINA	17.650	13	-99,93	139.065	175	-99,87
BRAZIL	35.996	34.296	-4,72	448.365	387.557	-13,56
COLOMBIA	37	90	147,67	797	1.918	140,75
URUGUAY	4.291	4.016	-6,40	67.890	62.326	-8,20
PERU	25.152	36.193	43,90	53.665	440.567	720,96
JAMAICA		2	-		16	-
UNITED KINGDOM	52.798	19.969	-62,18	612.052	189.388	-69,06
NETHERLANDS	134.051	167.305	24,81	303.865	571.793	88,17
FRANCE		23	-		2.481	-
GERMANY, FED. REP. OF	906	550	-39,33	29.648	5.507	-81,42
BELGIUM	1.517	239	-84,27	47.330	9.695	-79,52
DENMARK	642	1.430	122,66	5.209	13.512	159,39
SWEDEN	0		-100,00	152		-100,00
ITALY		10	-		169	-
SPAIN	15.526	31.635	103,75	35.665	89.268	150,30
GREECE	7.888	8.760	11,05	118.786	138.822	16,87
POLAND	484.080		-100,00	465.057		-100,00
ROMANIA		16.302	-		126.945	-
SLOVENIA	9.600		-100,00	37.524		-100,00
CZECH REPUBLIC	2.224	2.752	23,78	4.002	8.926	123,07
RUSSIA FEDERATION	0	492	4.097.500,00	129	24.254	18.655,26
BARANG DARI KARET LAINNYA	**57.510.947**	**59.892.421**	**4,14**	**346.936.221**	**680.612.181**	**96,18**
JAPAN	4.240.865	4.624.209	9,04	38.161.103	66.552.789	74,40
HONG KONG	51.656	45.996	-10,96	493.567	1.098.223	122,51
KOREA, DEM. PEOPLE'S REP.	11		-100,00	295		-100,00
KOREA, REPUBLIC OF	898.408	1.101.669	22,62	6.989.701	15.145.702	116,69

https://www.bpsntb.id

TABEL 6. PERKEMBANGAN EKSPOR INDONESIA MENURUT KOMODITI DAN NEGARA TUJUAN
JANUARI-AGUSTUS 2020 DAN 2021

KOMODITI / NEGARA TUJUAN	BERAT BERSIH (KG)		PERUB	NILAI FOB (US $)		PERUB
	JAN-AGT 2020	JAN-AGT 2021	%	JAN-AGT 2020	JAN-AGT 2021	%
(1)	(2)	(3)	(4)	(5)	(6)	(7)
TAIWAN	3.026.298	2.171.792	-28,24	12.741.445	21.035.817	65,10
CHINA	7.132.078	3.025.946	-57,57	27.477.204	31.187.443	13,50
MONGOLIA		15.674	-		129.314	-
PAPUA NEW GUINEA	2.445	4.753	94,36	17.284	70.055	305,31
THAILAND	746.221	568.530	-23,81	5.753.531	7.569.642	31,57
SINGAPORE	723.839	623.668	-13,84	12.621.731	10.425.370	-17,40
PHILIPPINES	96.958	240.642	148,19	1.587.935	4.421.849	178,47
MALAYSIA	1.945.796	3.279.736	68,55	5.330.616	14.901.638	179,55
MYANMAR	8.967	17	-99,81	29.576	200	-99,32
CAMBODIA	4.307	3.193	-25,86	42.970	44.628	3,86
BRUNEI DARUSSALAM	204	2.728	1.238,43	9.891	14.852	50,16
NEPAL		40	-		848	-
VIET NAM	198.716	267.330	34,53	2.969.705	3.481.649	17,24
MALDIVES	1.093	5.621	414,14	2.100	42.997	1.947,47
INDIA	559.380	858.626	53,50	3.423.140	8.608.733	151,49
PAKISTAN	678.188	1.539.376	126,98	9.213.459	21.067.281	128,66
BANGLADESH	41.394	786	-98,10	233.559	8.388	-96,41
SRI LANKA	6.840	13.229	93,40	13.577	14.888	9,65
IRAQ		3	-		97	-
IRAN (ISLAMIC REPUBLIC OF)	11.385		-100,00	114.673		-100,00
SAUDI ARABIA	55.548	3.545	-93,62	349.140	112.292	-67,84
ISRAEL	126.343	259.744	105,59	473.183	2.584.612	446,22
KUWAIT	27.723	19.805	-28,56	48.379	99.469	105,60
JORDAN	868		-100,00	13.505		-100,00
YEMEN	12.554	63.574	406,39	115.202	598.036	419,12
OMAN	51.152	2.900	-94,33	896.556	12.922	-98,56
TURKEY	1.157.098	1.185.938	2,49	4.227.126	11.155.868	163,91
UNITED ARAB EMIRATES	353.459	88.517	-74,96	4.396.820	669.204	-84,78
QATAR	17.320	9.751	-43,70	107.542	107.160	-0,36
BAHRAIN		378	-		5.754	-
CYPRUS	12.993		-100,00	57.816		-100,00
EGYPT	134.962	70.866	-47,49	433.755	633.198	45,98
MOROCCO	56.082	34.320	-38,80	257.649	301.950	17,19
TUNISIA	8.835	6.283	-28,89	30.085	100.890	235,35
ALGERIA	994	4.399	342,76	2.078	17.025	719,31
SUDAN	88.644	1.293	-98,54	276.569	1.495	-99,46
ETHIOPIA		99	-		57	-
TANZANIA, UNITED REP. OF	1	33	3.200,00	30	1.688	5.610,66
KENYA	24.515	58.515	138,69	82.358	615.523	647,38
REUNION	778	97	-87,53	2.210	3.856	74,49
TOGO	495		-100,00	28.388		-100,00
GHANA	115.104	159.027	38,16	382.660	1.528.440	299,43
GUINEA	353	113	-68,02	5.852	6.816	16,48
ANGOLA		1.083	-		2.297	-
CAMEROON		3.640	-		26.806	-
NIGERIA	3.768	22.912	508,13	2.141	16.620	676,29
COTE D'IVOIRE	154	231	50,00	5.622	9.343	66,21
SENEGAL	17	7	-56,18	800	142	-82,19
MAURITANIA	65	21	-67,69	2.652	780	-70,58
BURKINA FASO		12	-		565	-
SEYCHELLES	141		-100,00	1.618		-100,00
DJIBOUTI	123		-100,00	226		-100,00
SOUTH AFRICA	174.517	448.830	157,18	1.032.612	5.546.775	437,16
ZIMBABWE	8.490		-100,00	25.600		-100,00
MAURITIUS	738	1	-99,93	646	264	-59,16
AUSTRALIA	479.946	654.737	36,42	2.046.795	4.545.630	122,09
NEW ZEALAND	208.142	408.254	96,14	415.019	607.480	46,37
GUAM	21		-100,00	464		-100,00
NAURU	113		-100,00	3.896		-100,00
NEW CALEDONIA	5	121	2.320,00	238	424	78,34
FIJI	181		-100,00	1.455		-100,00
SOLOMON ISLANDS	102	275	170,61	2.604	1.454	-44,15
EAST TIMOR	367.612	213.521	-41,92	108.522	99.012	-8,76
UNITED STATES	18.646.895	19.959.475	7,04	129.861.105	259.324.912	99,69
CANADA	449.876	1.185.895	163,60	2.435.665	13.953.550	472,88
MEXICO	261.427	177.202	-32,22	1.340.831	1.362.626	1,63
GUATEMALA	118.772	85.993	-27,60	847.325	1.050.004	23,92
HONDURAS	20.060	117.180	484,15	81.200	1.071.176	1.219,18
PANAMA	11.433	70.776	519,07	45.588	762.843	1.573,34
SURINAME	1.001		-100,00	2.614		-100,00
CHILE	60.497	105.126	73,77	230.361	883.067	283,34
VENEZUELA	19		-100,00	99		-100,00
ARGENTINA	58.726	93.359	58,98	211.568	726.557	243,42
BRAZIL	73.212	155.360	112,21	973.140	2.119.795	117,83
COLOMBIA	92.112	131.838	43,13	315.322	1.204.675	282,05
BOLIVIA	9.881	42.750	332,65	43.403	353.590	714,67
URUGUAY	27.078	71.194	162,92	39.749	561.708	1.313,14
ECUADOR	131	114.507	87.386,08	5.955	955.378	15.943,77
PERU	70.882	57.247	-19,24	276.018	759.694	175,23
TRINIDAD AND TOBAGO		17	-		33	-
JAMAICA		61	-		624	-
EL SALVADOR	139.496	189.749	36,03	548.748	2.430.783	342,97
COSTA RICA	99.902	180.707	80,88	409.635	1.999.123	388,03
HAITI	8.809	15.104	71,46	26.358	173.880	559,70
ARUBA	10	234	2.312,37	598	1.216	103,55
CAPE VERDE	11		-100,00	142		-100,00
FRENCH POLYNESIA	452	156	-65,49	4.307	2.839	-34,09
MARTINIQUE	24		-100,00	39		-100,00

https://www.bpsntb.go.id

TABEL 6. PERKEMBANGAN EKSPOR INDONESIA MENURUT KOMODITI DAN NEGARA TUJUAN
JANUARI-AGUSTUS 2020 DAN 2021

KOMODITI / NEGARA TUJUAN	BERAT BERSIH (KG)		PERUB	NILAI FOB (US $)		PERUB
	JAN-AGT 2020	JAN-AGT 2021	%	JAN-AGT 2020	JAN-AGT 2021	%
(1)	(2)	(3)	(4)	(5)	(6)	(7)
GUADELOUPE	135		-100,00	981		-100,00
VIRGIN ISLANDS (BRITISH)		62	-		161	-
UNITED KINGDOM	784.702	999.062	27,32	3.689.339	9.860.682	167,28
NETHERLANDS	1.569.280	2.075.104	32,23	6.338.236	18.730.220	195,51
FRANCE	1.318.175	1.647.553	24,99	5.123.288	11.876.335	131,81
GERMANY, FED. REP. OF	2.991.406	3.173.794	6,10	15.214.077	34.689.182	128,01
AUSTRIA	56		-100,00	5.067		-100,00
BELGIUM	665.219	641.588	-3,55	4.447.138	5.869.580	31,99
SWITZERLAND	12.255	6.308	-48,53	44.460	18.731	-57,87
DENMARK	308.029	371.576	20,63	715.672	2.083.180	191,08
NORWAY	10	13.390	133.796,00	27.270	438.383	1.507,58
SWEDEN	132.495	193.762	46,24	838.137	1.225.331	46,20
FINLAND	295.390	285.812	-3,24	1.628.152	4.682.658	187,61
IRELAND	94.017	76.664	-18,46	245.985	189.139	-23,11
ITALY	3.224.865	3.290.593	2,04	13.293.726	33.577.778	152,58
SPAIN	368.566	484.182	31,37	3.197.215	7.404.867	131,60
PORTUGAL	173.902	208.347	19,81	627.642	1.904.248	203,40
GREECE	467.509	378.459	-19,05	2.831.148	4.755.863	67,98
HUNGARY	1.096		-100,00	13.585		-100,00
POLAND	285.545	429.480	50,41	3.174.298	8.990.013	183,21
ROMANIA	27.922	70.838	153,70	87.786	1.005.901	1.045,86
BULGARIA	10.796		-100,00	147.026		-100,00
ALBANIA	11.272		-100,00	79.602		-100,00
AZERBAIJAN		456	-		21.973	-
KAZAKHSTAN		162	-		11.855	-
UKRAINE	15.808	33.886	114,35	61.623	440.688	615,14
LITHUANIA	199.679	173.034	-13,34	1.073.052	2.395.131	123,21
LATVIA	36.875	7.183	-80,52	295.328	77.573	-73,73
GEORGIA	24.652	7.427	-69,87	99.410	77.319	-22,22
CROATIA	120.750	46.293	-61,66	587.527	492.989	-16,09
MALTA		1	-		7.502	-
SLOVAKIA	0		-100,00	6		-100,00
SLOVENIA	164.248	47.621	-71,01	724.998	458.017	-36,83
CZECH REPUBLIC	91.287	204.289	123,79	1.079.814	3.776.160	249,70
REP. OF MACEDONIA		4	-		1.999	-
RUSSIA FEDERATION	91.179	155.159	70,17	452.693	614.404	35,72
SERBIA	8.120		-100,00	27.300		-100,00
KACA	**337.609.267**	**362.656.257**	**7,42**	**168.737.189**	**199.841.734**	**18,43**
JAPAN	14.543.140	15.996.657	9,99	17.538.377	18.867.812	7,58
HONG KONG	258.159	749.775	190,43	168.020	289.929	72,56
KOREA, REPUBLIC OF	26.279.144	25.314.260	-3,67	8.323.572	11.409.156	37,07
TAIWAN	20.823.337	8.364.189	-59,83	7.905.658	3.839.370	-51,44
CHINA	5.412.458	11.067.633	104,48	4.467.754	4.766.781	6,69
PAPUA NEW GUINEA	2.256.881	2.862.227	26,82	1.018.625	1.430.750	40,46
THAILAND	46.993.033	41.230.696	-12,26	18.654.998	17.441.745	-6,50
SINGAPORE	2.703.730	5.956.784	120,32	2.046.720	3.645.796	78,13
PHILIPPINES	17.979.585	26.695.355	48,48	7.808.035	12.497.652	60,06
MALAYSIA	34.389.703	43.121.434	25,39	13.504.241	19.862.138	47,08
MYANMAR	7.579.782	4.088.187	-46,06	3.150.626	1.712.741	-45,64
CAMBODIA	7.529.926	4.935.030	-34,46	2.413.310	1.741.629	-27,83
BRUNEI DARUSSALAM	173.573	99.353	-42,76	57.636	78.038	35,40
LAO PEOPLE'S DEM. REP.		4	-		368	-
NEPAL	188.468	489.418	159,68	126.490	319.382	152,50
VIET NAM	31.937.980	27.202.368	-14,83	14.164.443	15.102.075	6,62
MALDIVES	101.767	232.548	128,51	94.043	135.556	44,14
INDIA	36.215.812	57.282.612	58,17	16.694.748	23.734.768	42,17
PAKISTAN	717.524	1.305.794	81,99	651.777	1.127.226	72,95
BANGLADESH	995.547	212.849	-78,62	1.287.736	1.404.578	9,07
SRI LANKA	1.258.223	1.401.053	11,35	503.556	568.551	12,91
AFGHANISTAN	704.878	996.300	41,34	559.438	758.211	35,53
IRAQ	98	1.219	1.143,62	328	6.747	1.957,07
IRAN (ISLAMIC REPUBLIC OF)	941		-100,00	12.818		-100,00
SAUDI ARABIA	1.653.700	949.793	-42,57	2.358.761	1.308.008	-44,55
ISRAEL	69.565	8.886	-87,23	61.100	48.621	-20,42
KUWAIT	93.795	125.127	33,40	99.527	148.384	49,09
JORDAN	426	501	17,82	10.857	4.676	-56,93
LEBANON	46.877	268.671	473,14	25.381	232.011	814,11
YEMEN	642.523	358.493	-44,21	513.003	255.502	-50,19
OMAN	281	89.506	31.752,67	1.865	86.861	4.556,85
SYRIA ARAB REPUBLIC	159.555		-100,00	132.576		-100,00
TURKEY	302.496	397.294	31,34	194.359	350.869	80,53
UNITED ARAB EMIRATES	2.623.765	3.205.029	22,15	2.040.377	2.464.310	20,78
QATAR	553.725	467.341	-15,60	503.336	420.979	-16,36
BAHRAIN	171	9.057	5.196,43	1.414	10.520	643,97
CYPRUS	382	198	-48,17	1.360	1.596	17,36
EGYPT	353	148.691	42.022,00	4.120	155.979	3.686,30
MOROCCO	16.801	589	-96,49	12.204	655	-94,64
TUNISIA	90		-100,00	75		-100,00
ALGERIA	108.936		-100,00	55.536		-100,00
SUDAN	13.197	32.240	144,30	16.434	24.970	51,94
NAMIBIA		8	-		152	-
ETHIOPIA	191.319		-100,00	129.930		-100,00
TANZANIA, UNITED REP. OF	4.102.827	1.305.483	-68,18	1.190.329	467.599	-60,72
MADAGASCAR	271.253	621.706	129,20	160.854	300.133	86,59
SOMALIA	749.675	302.111	-59,70	662.398	264.572	-60,06
KENYA	4.836.253	3.178.135	-34,29	1.449.461	1.040.908	-28,19
REUNION	34.606	12.140	-64,92	55.343	41.552	-24,92

https://www.bpsgo.id

TABEL 6. PERKEMBANGAN EKSPOR INDONESIA MENURUT KOMODITI DAN NEGARA TUJUAN
JANUARI-AGUSTUS 2020 DAN 2021

KOMODITI / NEGARA TUJUAN	BERAT BERSIH (KG)		PERUB	NILAI FOB (US $)		PERUB
	JAN-AGT 2020	JAN-AGT 2021	%	JAN-AGT 2020	JAN-AGT 2021	%
(1)	(2)	(3)	(4)	(5)	(6)	(7)
MOZAMBIQUE	24.956	35.286	41,39	19.703	19.662	-0,21
TOGO		19	-		50	-
GHANA	664.379	1.169.190	75,98	262.359	398.735	51,98
GUINEA		1	-		3	-
ANGOLA	193.110	77.774	-59,73	75.344	66.084	-12,29
CONGO		19.365	-		7.704	-
CAMEROON	483.810	369.017	-23,73	162.348	121.654	-25,07
NIGERIA	582	80.879	13.796,71	9.064	37.806	317,11
SIERRA LEONE	3	19.132	637.616,67	7	13.136	198.930,30
GABON	34.872	36.494	4,65	21.555	29.093	34,97
COTE D'IVOIRE	92.696	162.716	75,54	34.540	115.786	235,22
SENEGAL	78.505	175.384	123,40	61.729	136.984	121,91
GUINEA BISSAU	47.340		-100,00	32.880		-100,00
GAMBIA	24.951		-100,00	17.293		-100,00
SEYCHELLES	7.457	559	-92,50	61.486	5.428	-91,17
UGANDA		728.467	-		281.190	-
CENTRAL AFRICAN REPUBLIC		39.140	-		25.837	-
NIGER	9.400	282	-97,00	14.319	5.959	-58,39
SOUTH AFRICA	2.163.394	3.734.086	72,60	1.419.747	2.445.710	72,26
ZAMBIA	5.182		-100,00	5.885		-100,00
MAURITIUS	449.896	434.510	-3,42	240.800	248.813	3,33
RWANDA		168.499	-		59.207	-
MAYOTTE	12	19.120	159.233,33	87	8.757	9.981,58
DEMOCRATIC REP. OF THE CONGO	18.840		-100,00	7.253		-100,00
AUSTRALIA	13.917.219	15.419.625	10,80	7.627.295	9.408.818	23,36
NEW ZEALAND	11.475.862	12.022.652	4,76	3.926.788	5.507.795	40,26
MICRONESIA, FED. STATES OF		2.700	-		1.368	-
GUAM	550		-100,00	795		-100,00
PALAU	159		-100,00	110		-100,00
NEW CALEDONIA	8.000	4.223	-47,21	11.258	15.175	34,79
NORTHERN MARIANA ISLANDS		225	-		694	-
SAINT VINCENT AND THE GRENADINES		46.222	-		16.783	-
VANUATU	921	10.993	1.093,59	2.799	5.984	113,77
WALLIS AND FUTUNA ISLANDS	55	550	900,00	22	35	62,04
COOK ISLANDS	433	83	-80,83	4.718	232	-95,08
FIJI	1.306	16.287	1.147,35	1.548	11.997	674,95
KIRIBATI	400		-100,00	100		-100,00
MARSHALL ISLANDS	837		-100,00	1.680		-100,00
SAMOA	80		-100,00	1.377		-100,00
SOLOMON ISLANDS	1.342	1	-99,90	865	31	-96,37
TONGA	46		-100,00	56		-100,00
EAST TIMOR	565.625	719.941	27,28	260.644	317.257	21,72
UNITED STATES	10.165.778	10.073.945	-0,90	8.458.719	10.481.228	23,91
CANADA	957.482	2.025.454	111,54	386.808	794.929	105,51
MEXICO	1.996.877	3.422.269	71,38	957.844	2.103.416	119,60
GUATEMALA	303.630	70.126	-76,90	140.160	50.595	-63,90
HONDURAS	25.355	23.782	-6,20	37.580	14.799	-60,62
NICARAGUA	42.772	88.559	107,05	9.658	24.839	157,19
PANAMA	427.904	476.906	11,45	321.304	382.355	19,00
SURINAME	2.434	21.278	774,21	2.021	10.538	421,31
CHILE	1.357.267	3.004.763	121,38	575.856	1.067.490	85,37
ARGENTINA	525.333	237.189	-54,85	346.162	133.332	-61,48
BRAZIL	6.707.982	2.474.943	-63,10	4.441.267	1.804.754	-59,36
COLOMBIA	367.798	351.300	-4,49	151.525	143.745	-5,13
BOLIVIA	7	23	240,08	30	312	945,79
URUGUAY	302.255	128.995	-57,32	119.542	61.487	-48,56
PARAGUAY	779.302	89.781	-88,48	222.412	63.473	-71,46
ECUADOR	1.123.450	2.149.813	91,36	434.024	800.387	84,41
PERU	1.732.475	3.921.805	126,37	721.152	1.553.085	115,36
GUYANA	67.138	184.002	174,07	24.639	111.119	350,99
TRINIDAD AND TOBAGO	296.680	162.267	-45,31	104.894	53.209	-49,27
BAHAMAS		918	-		2.952	-
JAMAICA	589.695	133.634	-77,34	205.829	53.435	-74,04
PUERTO RICO	114.196	189.472	65,92	31.269	62.112	98,64
BELIZE	13.868		-100,00	816		-100,00
DOMINICAN REPUBLIC	20.782	146.131	603,17	24.882	89.572	259,99
COSTA RICA	24.151	4.346	-82,00	9.335	12.070	29,30
HAITI	1.010.254	321.105	-68,22	527.130	128.380	-75,65
BARBADOS		23.034	-		6.354	-
ANGUILLA	387		-100,00	1.993		-100,00
ARUBA	86	788	816,28	305	3.627	1.090,48
CAYMAN ISLANDS	442	55	-87,54	1.862	101	-94,59
DOMINICA	5	2.110	42.100,00	36	25.892	72.143,39
FRENCH GUIANA		242	-		1.284	-
FRENCH POLYNESIA	16.356	8.102	-50,46	31.372	23.972	-23,59
MARTINIQUE	700	4.885	597,87	3.037	23.016	657,86
NETHERLANDS ANTILLES	12.760	13.391	4,94	6.632	11.292	70,26
SAINT LUCIA	20		-100,00	74		-100,00
TURKS AND CAICOS ISLANDS		120	-		83	-
GUADELOUPE	8.460	8.507	0,56	32.449	30.202	-6,92
VIRGIN ISLANDS (BRITISH)	166	340	104,82	1.323	4.600	247,59
U.S. VIRGIN ISLANDS	35	438	1.154,65	482	1.032	114,12
UNITED KINGDOM	297.108	1.159.109	290,13	507.806	885.294	74,34
NETHERLANDS	530.432	687.042	29,53	1.167.830	2.559.793	119,19
FRANCE	284.908	291.547	2,33	800.350	1.159.429	44,87
GERMANY, FED. REP. OF	131.517	585.886	345,48	436.884	2.643.803	505,15
AUSTRIA	9.198	7.449	-19,02	22.450	24.992	11,32
BELGIUM	170.116	229.846	35,11	857.310	1.193.845	39,25

https://www.bps.go.id

TABEL 6. PERKEMBANGAN EKSPOR INDONESIA MENURUT KOMODITI DAN NEGARA TUJUAN
JANUARI-AGUSTUS 2020 DAN 2021

KOMODITI / NEGARA TUJUAN	BERAT BERSIH (KG)		PERUB	NILAI FOB (US $)		PERUB
	JAN-AGT 2020	JAN-AGT 2021	%	JAN-AGT 2020	JAN-AGT 2021	%
(1)	(2)	(3)	(4)	(5)	(6)	(7)
SWITZERLAND	5.396	536	-90,07	11.192	4.807	-57,05
GIBRALTAR	42.140	1.606.513	3.712,32	15.148	556.551	3.574,10
DENMARK	15.771	14.184	-10,06	64.559	46.375	-28,17
NORWAY	1.746	2.812	61,07	16.314	26.940	65,14
SWEDEN	2.349	1.476	-37,19	34.194	3.693	-89,20
FINLAND	165	921	457,88	1.028	5.963	480,01
IRELAND	140.731	24.737	-82,42	100.608	133.211	32,41
ITALY	132.964	130.577	-1,80	201.609	125.987	-37,51
SPAIN	242.934	1.237.778	409,51	406.271	2.285.967	462,67
PORTUGAL	46.175	125.653	172,12	25.154	86.608	244,31
ICELAND		225	-		936	-
GREECE	142.105	8.130	-94,28	87.674	35.792	-59,18
HUNGARY	31	136	338,71	325	486	49,48
POLAND	106.172	31.521	-70,31	112.314	52.328	-53,41
ROMANIA	219.509	3.680	-98,32	122.254	9.612	-92,14
BULGARIA	77.484	61.626	-20,47	53.963	39.105	-27,53
ALBANIA	776	348	-55,21	2.240	1.354	-39,55
KAZAKHSTAN		260	-		823	-
KYRGYZSTAN		5	-		33	-
UKRAINE	1.490	1.288	-13,53	3.755	15.659	316,98
UZBEKISTAN	134.093	46.080	-65,64	106.207	35.328	-66,74
LITHUANIA	2.792	1.174	-57,97	4.112	4.150	0,93
LATVIA	11.459	686	-94,01	16.867	3.689	-78,13
ESTONIA	316		-100,00	567		-100,00
GEORGIA	11.512		-100,00	7.753		-100,00
CROATIA	490	1.069	118,39	1.565	5.517	252,58
BOSNIA AND HERZEGOVINA	15.888		-100,00	12.300		-100,00
MALTA	2.086	760	-63,56	9.561	7.441	-22,18
SLOVENIA	1.632	1.254	-23,16	2.637	5.946	125,50
CZECH REPUBLIC	34.406	2.754	-92,00	41.263	4.323	-89,52
RUSSIA FEDERATION	10.278	24.212	135,58	28.395	57.264	101,67
SERBIA	341		-100,00	305		-100,00
KERAMIK	**220.034.191**	**208.538.816**	**-5,22**	**169.380.269**	**235.054.550**	**38,77**
JAPAN	2.740.845	3.738.843	36,41	18.820.485	26.888.742	42,87
HONG KONG	596.287	805.488	35,08	1.662.563	1.605.936	-3,41
KOREA, REPUBLIC OF	7.369.496	5.140.223	-30,25	11.793.396	10.094.170	-14,41
TAIWAN	27.116.305	21.376.104	-21,17	8.680.290	7.321.852	-15,65
CHINA	4.467.369	6.583.503	47,37	14.915.057	30.294.322	103,11
MACAU	10.891	11.699	7,42	197.172	204.198	3,56
PAPUA NEW GUINEA	60.332	47.997	-20,44	43.024	18.263	-57,55
THAILAND	14.137.125	13.381.377	-5,35	7.089.330	13.254.418	86,96
SINGAPORE	1.487.938	2.196.600	47,63	1.575.513	2.515.715	59,68
PHILIPPINES	76.804.296	62.246.100	-18,95	13.651.100	11.002.754	-19,40
MALAYSIA	31.935.046	35.318.264	10,59	18.566.365	24.811.171	33,64
MYANMAR	546.626	82.312	-84,94	213.882	39.146	-81,70
CAMBODIA	958.796	659.212	-31,25	329.892	239.287	-27,47
BRUNEI DARUSSALAM	2.271.490	2.480.106	9,18	614.862	572.535	-6,88
NEPAL		2.673	-		8.239	-
VIET NAM	3.141.229	2.849.409	-9,29	1.609.797	3.010.253	87,00
MALDIVES	1.071.598	438.983	-59,03	351.940	401.049	13,95
INDIA	832.547	1.642.574	97,30	7.048.242	13.813.562	95,99
PAKISTAN	335.536	271.747	-19,01	190.649	258.349	35,51
BANGLADESH	63.600	184.479	190,06	94.878	115.725	21,97
SRI LANKA	26.847	38.866	44,77	12.602	60.238	378,00
IRAQ		3.771	-		269.349	-
SAUDI ARABIA	39.684	69.263	74,54	147.772	276.920	87,40
ISRAEL	5.436	18.280	236,24	12.406	56.478	355,24
KUWAIT	10.957	89.810	719,67	23.335	219.028	838,61
JORDAN	538	778	44,68	2.734	3.806	39,24
LEBANON	11.353	157	-98,62	31.146	118	-99,62
PALESTINA		150	-		346	-
YEMEN	3.198.814	3.727.382	16,52	535.699	621.057	15,93
OMAN	192.251	313.226	62,93	76.805	178.673	132,63
TURKEY	34.555	2.896	-91,62	39.895	26.755	-32,94
UNITED ARAB EMIRATES	1.403.732	1.244.566	-11,34	1.593.009	1.253.995	-21,28
QATAR	395.788	422.335	6,71	1.164.653	1.496.488	28,49
BAHRAIN	442.525	306.588	-30,72	130.803	121.434	-7,16
CYPRUS	21.000	5.600	-73,33	76.500	20.400	-73,33
EGYPT	3.333	6.270	88,14	6.797	94.063	1.283,81
MOROCCO	3.853	19.222	398,89	12.159	61.507	405,87
ALGERIA		1.087	-		2.345	-
NAMIBIA		441	-		1.526	-
ETHIOPIA		5.015	-		12.813	-
TANZANIA, UNITED REP. OF	36.195	178	-99,51	26.868	248	-99,08
MADAGASCAR	455.678	988.299	116,89	84.118	205.526	144,33
SOMALIA	51.624		-100,00	12.312		-100,00
KENYA	424.955	702.983	65,43	93.977	148.485	58,00
REUNION	332.224	217.002	-34,68	102.441	59.029	-42,38
TOGO		220	-		123	-
LIBERIA		13.637	-		4.960	-
GUINEA		50.698	-		14.296	-
CAMEROON		12.498	-		31.349	-
NIGERIA	1.593	9.587	501,82	361	8.431	2.237,72
GABON	400	16.722	4.080,45	275	23.072	8.302,63
COTE D'IVOIRE	49.857	5	-99,99	17.110	25	-99,85
SENEGAL	25.348	65	-99,74	3.362	193	-94,26
GAMBIA	18.906	22.958	21,43	53.849	27.487	-48,96

https://www.bps.go.id

TABEL 6. PERKEMBANGAN EKSPOR INDONESIA MENURUT KOMODITI DAN NEGARA TUJUAN
JANUARI-AGUSTUS 2020 DAN 2021

KOMODITI / NEGARA TUJUAN	BERAT BERSIH (KG)		PERUB	NILAI FOB (US $)		PERUB
	JAN-AGT 2020	JAN-AGT 2021	%	JAN-AGT 2020	JAN-AGT 2021	%
(1)	(2)	(3)	(4)	(5)	(6)	(7)
SEYCHELLES	25.592	2.463	-90,38	14.747	18.596	26,10
DJIBOUTI		210	-		8.800	-
SOUTH AFRICA	535.374	1.671.292	212,17	2.887.592	11.076.682	283,60
COMOROS	24.234		-100,00	7.605		-100,00
MAURITIUS	4.861.610	5.202.091	7,00	911.652	1.061.452	16,43
MAYOTTE	235.798	279.201	18,41	47.305	80.498	70,17
AUSTRALIA	3.986.769	5.030.857	26,19	3.065.520	4.377.731	42,81
NEW ZEALAND	179.780	176.874	-1,62	324.752	395.774	21,87
GUAM	40	640	1.500,70	36	3.088	8.548,28
PALAU	80		-100,00	22		-100,00
NEW CALEDONIA	29.465	8.688	-70,52	19.772	15.832	-19,93
NORTHERN MARIANA ISLANDS	2.100	525	-75,00	1.192	1.017	-14,69
VANUATU	1.484	1.885	27,02	1.849	422	-77,17
WALLIS AND FUTUNA ISLANDS	80		-100,00	535		-100,00
AMERICAN SAMOA	24.628	75.712	207,42	7.367	24.284	229,63
COOK ISLANDS	2.231	11.469	414,07	3.339	92.879	2.681,92
FIJI	158.190	3.858	-97,56	44.866	1.244	-97,23
MARSHALL ISLANDS	45	23.237	51.537,33	252	6.954	2.656,46
EAST TIMOR	1.942.418	2.479.341	27,64	449.709	585.873	30,28
UNITED STATES	13.554.967	15.419.142	13,75	28.164.716	38.498.714	36,69
CANADA	36.927	57.326	55,24	127.298	220.317	73,07
MEXICO	142.532	135.907	-4,65	152.448	263.992	73,17
GUATEMALA	140	137	-2,14	990	1.046	5,63
PANAMA	23.320	7.090	-69,60	4.040	1.059	-73,78
CURACAO	250		-100,00	869		-100,00
SURINAME		339	-		759	-
CHILE	415.878	1.204.841	189,71	171.685	445.855	159,69
ARGENTINA	130.194	118.281	-9,15	226.649	245.147	8,16
BRAZIL	245.455	376.937	53,57	491.689	1.097.966	123,31
COLOMBIA	13.199	10.808	-18,12	21.999	23.997	9,08
URUGUAY	1.713	3.188	86,12	9.994	5.558	-44,39
ECUADOR	5.486	68	-98,76	20.700	258	-98,75
PERU	7.232	11.823	63,48	17.658	24.452	38,48
BAHAMAS		834	-		6.952	-
JAMAICA	3.098	784	-74,70	9.750	5.769	-40,83
PUERTO RICO	21.530	43.392	101,54	20.671	42.125	103,79
BELIZE		328	-		511	-
DOMINICAN REPUBLIC	1.629	8.109	397,77	4.706	14.689	212,14
EL SALVADOR	140		-100,00	592		-100,00
COSTA RICA	2.385	2.621	9,90	5.137	5.743	11,80
HAITI		5.382	-		8.166	-
ANTIGUA AND BARBUDA		583	-		550	-
ARUBA	4.226	2.558	-39,46	10.269	5.958	-41,98
BERMUDA	50		-100,00	135		-100,00
CAPE VERDE	3		-100,00	4		-100,00
CAYMAN ISLANDS	15	100	566,67	82	138	68,57
FRENCH POLYNESIA	80.481	69.559	-13,57	27.862	26.408	-5,22
MARTINIQUE	4.272	5.141	20,34	3.308	4.538	37,18
NETHERLANDS ANTILLES	1.613	1.840	14,07	1.508	408	-72,93
TURKS AND CAICOS ISLANDS		268	-		191	-
GUADELOUPE	4.512	14.877	229,76	10.722	8.793	-17,99
VIRGIN ISLANDS (BRITISH)	585	3.238	453,50	1.814	7.197	296,81
UNITED KINGDOM	2.071.420	1.271.033	-38,64	4.164.490	3.669.619	-11,88
NETHERLANDS	1.363.476	954.217	-30,02	3.941.282	3.768.139	-4,39
FRANCE	1.680.010	1.807.514	7,59	2.313.116	2.759.443	19,30
GERMANY, FED. REP. OF	1.157.864	1.148.304	-0,83	2.386.455	3.246.532	36,04
AUSTRIA	3.399	1.679	-50,60	7.514	3.690	-50,89
BELGIUM	483.707	677.228	40,01	784.708	2.600.304	231,37
SWITZERLAND	663.962	1.212	-99,82	239.763	19.621	-91,82
LUXEMBOURG	1.750		-100,00	665		-100,00
MONACO	29		-100,00	2.263		-100,00
DENMARK	223.452	393.341	76,03	839.751	1.660.505	97,74
NORWAY	1.525	2.897	90,01	2.118	2.811	32,74
SWEDEN	366.394	99.725	-72,78	220.103	142.602	-35,21
FINLAND	591.319	872.913	47,62	3.235.381	4.999.448	54,52
IRELAND	198.213	204.075	2,96	584.466	578.164	-1,08
ITALY	204.438	63.417	-68,98	645.605	266.029	-58,79
SPAIN	156.401	135.886	-13,12	313.218	222.486	-28,97
PORTUGAL	6.594	5.250	-20,38	17.932	5.420	-69,78
ICELAND		134	-		340	-
GREECE	52.946	30.634	-42,14	109.914	117.994	7,35
HUNGARY	25.188	1.332	-94,71	11.232	2.212	-80,31
POLAND	11.802	730	-93,81	35.482	1.614	-95,45
ROMANIA	17	41.505	247.986,25	204	144.014	70.353,50
BULGARIA	1.029	700	-31,99	9.989	198	-98,01
ALBANIA	3.576	3.934	10,01	1.138	6.107	436,64
AZERBAIJAN	554	935	68,64	12.816	17.790	38,81
KYRGYZSTAN		10	-		33	-
UKRAINE	332	561	68,98	600	1.520	153,13
LITHUANIA	622	730	17,46	2.653	4.690	76,76
LATVIA	480.554	145.594	-69,70	94.893	30.816	-67,53
ESTONIA	3.859	4.229	9,57	56.820	65.411	15,12
GEORGIA		5.482	-		22.517	-
CROATIA	46.795	15.740	-66,36	61.871	18.646	-69,86
MALTA	2.177	491	-77,44	2.647	734	-72,25
SLOVAKIA	30.620		-100,00	61.774		-100,00
SLOVENIA	7.720		-100,00	15.899		-100,00
CZECH REPUBLIC	297.776	280.318	-5,86	104.081	90.914	-12,65

https://www.bps.go.id

TABEL 6. PERKEMBANGAN EKSPOR INDONESIA MENURUT KOMODITI DAN NEGARA TUJUAN
JANUARI-AGUSTUS 2020 DAN 2021

KOMODITI / NEGARA TUJUAN	BERAT BERSIH (KG)		PERUB	NILAI FOB (US $)		PERUB
	JAN-AGT 2020	JAN-AGT 2021	%	JAN-AGT 2020	JAN-AGT 2021	%
(1)	(2)	(3)	(4)	(5)	(6)	(7)
RUSSIA FEDERATION	29.778	124.334	317,53	49.307	94.256	91,16
SERBIA	16.659		-100,00	33.253		-100,00
MONTENEGRO	1.681	641	-61,88	12.036	1.305	-89,16
SEMEN	**5.822.701.476**	**8.831.730.967**	**51,68**	**192.116.578**	**292.978.542**	**52,50**
JAPAN	132.002	132.000	0,00	22.485	22.674	0,84
HONG KONG	1.568.116	31.220.033	1.890,93	197.870	940.958	375,54
TAIWAN	340.366.658	692.349.549	103,41	11.330.529	22.524.345	98,79
CHINA	1.953.442.829	850.413.117	-56,47	53.698.084	24.462.648	-54,44
PAPUA NEW GUINEA	69.972.698	48.822.608	-30,23	3.158.746	2.123.783	-32,76
SINGAPORE	30.002.919	2.516	-99,99	1.209.334	13.564	-98,88
PHILIPPINES	337.980.922	1.024.401.921	203,09	12.561.118	36.071.727	187,17
MALAYSIA	49.544.768	104.646.817	111,22	1.768.835	3.281.032	85,49
MYANMAR	128.908.235	54.609.404	-57,64	3.977.535	1.606.482	-59,61
CAMBODIA	660.000	792.000	20,00	69.854	86.043	23,17
BRUNEI DARUSSALAM	24.210.000	146.068.081	503,34	975.006	4.448.363	356,24
VIET NAM	23.686.000	21.414.000	-9,59	2.208.074	2.004.656	-9,21
MALDIVES	44.944.559	54.885.055	22,12	1.784.613	2.173.242	21,78
BANGLADESH	1.898.174.979	3.607.314.581	90,04	59.821.972	112.771.858	88,51
SRI LANKA	42.061.147	474.621.474	1.028,41	1.795.820	17.400.538	868,95
MOZAMBIQUE		50.000.000	-		1.750.000	-
TOGO		100.000.000	-		3.300.000	-
GHANA		10.350.000	-		325.508	-
COTE D'IVOIRE		100.749.842	-		3.155.964	-
BENIN		37.825.000	-		1.189.596	-
MAURITIUS	170.898.870	226.456.000	32,51	7.764.430	9.238.696	18,99
AUSTRALIA	512.568.431	684.513.523	33,55	18.505.221	23.221.947	25,49
FIJI	28.261.579	107.942.071	281,94	817.890	3.310.695	304,78
EAST TIMOR	118.695.283	190.703.214	60,67	7.969.455	10.242.375	28,52
UNITED STATES		50.000.024	-		1.750.023	-
CANADA	1.246		-100,00	1.070		-100,00
PERU		93.997.370	-		2.902.919	-
FRENCH POLYNESIA	46.620.000	67.500.000	44,79	2.478.240	2.658.750	7,28
FRANCE	202	12	-94,06	217	10	-95,20
ITALY		170	-		14	-
SPAIN	32	585	1.728,13	179	130	-27,20
BARANG DARI BATU UNTUK KEPERLUAN RUMAH TANGGA	**29.399.328**	**33.362.194**	**13,48**	**31.477.553**	**35.801.402**	**13,74**
JAPAN	2.131.824	1.914.030	-10,22	1.177.547	961.871	-18,32
HONG KONG	7.285	18.696	156,64	25.833	22.151	-14,25
KOREA, REPUBLIC OF	5.359.083	3.665.376	-31,60	8.437.235	6.695.639	-20,64
TAIWAN	804.868	696.075	-13,52	190.016	221.880	16,77
CHINA	1.817.390	3.651.055	100,90	1.155.650	1.779.340	53,97
PAPUA NEW GUINEA	4.210	340	-91,92	14.028	195	-98,61
THAILAND	551.532	289.858	-47,44	406.433	268.590	-33,92
SINGAPORE	75.793	165.564	118,44	134.738	171.595	27,35
PHILIPPINES	83.696	220.764	163,77	166.801	455.523	173,09
MALAYSIA	439.973	371.668	-15,52	255.766	334.073	30,62
MYANMAR	48.464		-100,00	14.724		-100,00
CAMBODIA		49.000	-		7.889	-
BRUNEI DARUSSALAM	5.865	50	-99,15	3.974	79	-98,02
VIET NAM	416.837	240.345	-42,34	567.359	342.598	-39,62
MALDIVES	46.003	216.610	370,86	44.786	122.169	172,79
INDIA	208.867	117.157	-43,91	215.731	233.920	8,43
PAKISTAN	3		-100,00	770		-100,00
BANGLADESH	49.651	60.827	22,51	113.023	125.501	11,04
SRI LANKA	14.105	24.210	71,64	25.785	56.158	117,80
IRAQ	481.601	359.937	-25,26	1.272.484	852.757	-32,98
SAUDI ARABIA	31.664	16.063	-49,27	37.753	72.843	92,95
ISRAEL	84.344	80.756	-4,25	80.926	68.959	-14,79
KUWAIT	12.349	39.179	217,27	14.605	31.400	114,99
LEBANON	5.928		-100,00	4.991		-100,00
OMAN	16.000	1.845	-88,47	10.400	2.760	-73,46
TURKEY	10.320	16.330	58,23	20.327	18.176	-10,58
UNITED ARAB EMIRATES	304.091	219.976	-27,66	311.391	491.815	57,94
QATAR	37.519	19.139	-48,99	82.034	44.183	-46,14
CYPRUS	770	52	-93,31	385	406	5,35
EGYPT	71.954	61.460	-14,58	93.091	102.559	10,17
LIBYAN ARAB JAMAHIRIYA	350		-100,00	2.365		-100,00
MOROCCO	41.802	15.811	-62,18	23.669	30.288	27,97
TUNISIA	102	26.650	26.027,45	473	24.785	5.145,50
TANZANIA, UNITED REP. OF		2.612	-		28	-
MADAGASCAR	41.920		-100,00	20.060		-100,00
KENYA		1.013	-		908	-
REUNION	31.668	106.046	234,87	20.310	89.670	341,52
GABON		5.096	-		10.080	-
COTE D'IVOIRE		12.853	-		14.046	-
SENEGAL		120	-		141	-
SEYCHELLES	10.599		-100,00	15.365		-100,00
NIGER		85.074	-		39.449	-
SOUTH AFRICA	79.121	83.260	5,23	44.447	42.090	-5,30
ZIMBABWE		3.253	-		4.575	-
MAURITIUS	15.949	49.357	209,47	18.515	28.220	52,41
MAYOTTE	540		-100,00	246		-100,00
AUSTRALIA	909.186	1.343.487	47,77	606.530	880.254	45,13
NEW ZEALAND	104.875	86.272	-17,74	75.021	66.820	-10,93
GUAM		24.846	-		21.504	-

https://www.bps.go.id

TABEL 6. PERKEMBANGAN EKSPOR INDONESIA MENURUT KOMODITI DAN NEGARA TUJUAN
JANUARI-AGUSTUS 2020 DAN 2021

KOMODITI / NEGARA TUJUAN	BERAT BERSIH (KG)		PERUB	NILAI FOB (US $)		PERUB
	JAN-AGT 2020	JAN-AGT 2021	%	JAN-AGT 2020	JAN-AGT 2021	%
(1)	(2)	(3)	(4)	(5)	(6)	(7)
PALAU	16.484		-100,00	33.203		-100,00
NEW CALEDONIA	3.979	2.428	-38,98	1.383	2.296	65,96
NORTHERN MARIANA ISLANDS		150	-		216	-
VANUATU	8.010	276	-96,55	1.845	121	-93,42
COOK ISLANDS	2.676		-100,00	3.621		-100,00
FIJI	5.570	7.875	41,38	7.324	8.250	12,64
SAMOA	100		-100,00	213		-100,00
SOLOMON ISLANDS	295	110	-62,59	7.191	2.606	-63,76
EAST TIMOR	3.261	6.544	100,69	5.931	10.829	82,59
UNITED STATES	6.598.261	8.339.574	26,39	6.644.768	9.552.394	43,76
CANADA	797.069	449.700	-43,58	752.227	465.858	-38,07
MEXICO	320.674	512.055	59,68	194.193	352.328	81,43
GUATEMALA		21.463	-		16.384	-
HONDURAS	1.529	1.693	10,73	6.511	9.557	46,78
PANAMA	2.350	55.570	2.264,68	5.057	36.435	620,46
SURINAME	4.038	1.935	-52,07	1.768	2.447	38,38
CHILE	2.482	17.846	619,07	6.061	16.692	175,39
VENEZUELA	11.221		-100,00	2.373		-100,00
ARGENTINA	53.741	677.662	1.160,98	43.620	388.819	791,38
BRAZIL	1.064.435	1.818.529	70,84	616.422	1.032.796	67,55
COLOMBIA	136.376	88.878	-34,83	87.355	59.408	-31,99
URUGUAY	704	27.701	3.834,48	1.821	17.514	861,78
PARAGUAY		156	-		2.507	-
ECUADOR		68	-		237	-
PERU		16	-		325	-
TRINIDAD AND TOBAGO		19.899	-		8.238	-
BAHAMAS		74	-		242	-
PUERTO RICO	12.133	2.250	-81,46	6.574	5.139	-21,82
DOMINICAN REPUBLIC	4.575	55.239	1.107,35	6.832	48.769	613,87
COSTA RICA	52.521	91.688	74,57	43.546	69.935	60,60
BARBADOS		3.810	-		5.695	-
ARUBA		13.476	-		3.318	-
DOMINICA	50		-100,00	50		-100,00
FRENCH GUIANA	20.500	133	-99,35	4.152	404	-90,27
FRENCH POLYNESIA	4.535	9.382	106,88	1.962	7.924	303,82
MARTINIQUE	20.172	350	-98,26	5.643	811	-85,63
NETHERLANDS ANTILLES	928	2.805	202,26	170	5.005	2.836,88
SAINT LUCIA		585	-		8.794	-
GUADELOUPE	33.186	65.387	97,03	18.693	24.005	28,42
VIRGIN ISLANDS (BRITISH)		1.735	-		1.073	-
U.S. VIRGIN ISLANDS		1.314	-		3.749	-
UNITED KINGDOM	19.908	10.836	-45,57	58.323	22.660	-61,15
NETHERLANDS	1.050.277	1.445.339	37,62	1.796.667	2.612.961	45,43
FRANCE	958.087	904.978	-5,54	863.692	831.405	-3,74
GERMANY, FED. REP. OF	633.297	958.046	51,28	1.999.192	2.443.227	22,21
AUSTRIA	32.471	282	-99,13	39.421	446	-98,87
BELGIUM	1.290.083	1.360.866	5,49	825.572	878.422	6,40
SWITZERLAND	30.926	34.163	10,47	68.636	79.644	16,04
LUXEMBOURG	720		-100,00	115		-100,00
DENMARK	25.238	52.728	108,92	37.649	75.227	99,81
NORWAY	10.405	10.085	-3,08	11.034	15.094	36,80
SWEDEN	2.747	4.015	46,18	5.223	16.984	225,17
IRELAND	277	962	247,29	36	950	2.560,35
ITALY	213.632	332.574	55,68	186.905	314.391	68,21
SPAIN	1.100.792	1.074.463	-2,39	809.693	831.071	2,64
PORTUGAL	91.045	79.797	-12,35	64.231	56.847	-11,50
ICELAND	2.430	2.899	19,30	3.477	5.171	48,73
GREECE	196.667	174.362	-11,34	157.390	141.261	-10,25
HUNGARY	1.632	16.227	894,33	1.752	34.597	1.875,05
POLAND	33.157	43.002	29,69	122.669	237.584	93,68
ROMANIA	1.475	695	-52,89	7.317	2.999	-59,02
BULGARIA	8.956	4.389	-51,00	11.292	4.894	-56,66
ALBANIA	96	1.066	1.012,73	283	3.673	1.197,74
KAZAKHSTAN		260	-		765	-
MOLDOVA, REPUBLIC OF		2.300	-		2.200	-
UKRAINE	350	11.000	3.042,86	714	6.604	824,57
UZBEKISTAN	163		-100,00	8.653		-100,00
LITHUANIA		982	-		807	-
LATVIA		587	-		729	-
ESTONIA	97.536	50.300	-48,43	81.900	42.342	-48,30
CROATIA	125	87	-30,40	129	409	217,27
MALTA	2.739	9.457	245,30	2.150	9.117	324,11
SLOVENIA	3.848	16.490	328,59	6.834	22.331	226,75
CZECH REPUBLIC	2.673	4.106	53,61	5.184	6.772	30,64
RUSSIA FEDERATION	43.534	94.386	116,81	82.659	190.805	130,83
SERBIA	1.403		-100,00	2.006		-100,00
MONTENEGRO	2.683		-100,00	660		-100,00
BARANG DARI SEMEN DAN KAPUR UNTUK KONSTRUKSI	**104.812.701**	**35.426.040**	**-66,20**	**11.975.350**	**19.608.427**	**63,74**
JAPAN	725.546	818.896	12,87	821.639	1.215.545	47,94
HONG KONG	260	2.317	789,78	2.435	5.960	144,75
KOREA, REPUBLIC OF	329.201	301.592	-8,39	107.243	81.939	-23,59
TAIWAN	9.189	89.571	874,73	17.336	24.036	38,65
CHINA	254.372	65.371	-74,30	35.106	14.144	-59,71
PAPUA NEW GUINEA	1.015		-100,00	566		-100,00
THAILAND	5.176	104.175	1.912,47	3.619	297.902	8.132,65
SINGAPORE	46.052.004	1.826.257	-96,03	3.146.019	297.051	-90,56

https://www.bps.go.id

TABEL 6. PERKEMBANGAN EKSPOR INDONESIA MENURUT KOMODITI DAN NEGARA TUJUAN
JANUARI-AGUSTUS 2020 DAN 2021

KOMODITI / NEGARA TUJUAN	BERAT BERSIH (KG)		PERUB	NILAI FOB (US $)		PERUB
	JAN-AGT 2020	JAN-AGT 2021	%	JAN-AGT 2020	JAN-AGT 2021	%
(1)	(2)	(3)	(4)	(5)	(6)	(7)
PHILIPPINES	2.726.561	3.048.265	11,80	441.567	474.713	7,51
MALAYSIA	142.191	50.593	-64,42	32.387	21.297	-34,24
CAMBODIA		498.000	-		80.178	-
BRUNEI DARUSSALAM	28.304	53.340	88,45	2.911	4.029	38,40
VIET NAM	56.098	174.358	210,81	20.086	63.526	216,27
MALDIVES	34.846	92.714	166,07	109.812	105.593	-3,84
INDIA	179.049	19.046	-89,36	145.331	15.733	-89,17
BANGLADESH	50.731.200	22.135.479	-56,37	2.264.017	9.092.909	301,63
SRI LANKA	40.704		-100,00	14.396		-100,00
SAUDI ARABIA	2.306	13.063	466,48	471	29.506	6.158,80
ISRAEL	39	1.010	2.489,74	20	956	4.682,00
KUWAIT		77	-		180	-
JORDAN	560		-100,00	2.449		-100,00
LEBANON		80	-		1.510	-
TURKEY	8.825	13.611	54,22	7.944	14.464	82,08
UNITED ARAB EMIRATES	6.111	23.971	292,29	9.591	35.752	272,77
QATAR	300	1.103	267,67	2.829	10.549	272,90
CYPRUS	4.504	157	-96,51	4.623	325	-92,97
MOROCCO	160		-100,00	110		-100,00
TUNISIA	738		-100,00	2.737		-100,00
ETHIOPIA	84		-100,00	237		-100,00
MADAGASCAR	80		-100,00	146		-100,00
REUNION	53.183	69.012	29,76	36.575	44.692	22,19
MOZAMBIQUE	1.252		-100,00	2.689		-100,00
TOGO	65		-100,00	71		-100,00
COTE D'IVOIRE		241	-		121	-
SEYCHELLES	3.557		-100,00	3.188		-100,00
SWAZILAND		1.000	-		750	-
SOUTH AFRICA	14.423	1.039.996	7.110,55	23.978	1.696.333	6.974,50
MAURITIUS	44.912	27.923	-37,83	17.580	7.280	-58,59
MAYOTTE		126	-		67	-
AUSTRALIA	1.161.235	1.889.933	62,75	1.718.231	2.315.420	34,76
NEW ZEALAND	105.049	98.929	-5,83	53.935	78.480	45,51
GUAM		22	-		148	-
PALAU	1.930		-100,00	877		-100,00
NEW CALEDONIA	24.424	38.735	58,59	13.941	44.503	219,21
VANUATU		925	-		677	-
WALLIS AND FUTUNA ISLANDS	1.789	2.158	20,63	854	1.978	131,47
COOK ISLANDS	2.483	264	-89,37	1.788	12	-99,36
FIJI	12.716	6.931	-45,49	3.915	1.754	-55,19
EAST TIMOR	43.718	66.360	51,79	10.889	13.371	22,79
UNITED STATES	678.837	818.095	20,51	1.539.911	1.714.028	11,31
CANADA	19.292	21.651	12,23	112.629	29.893	-73,46
MEXICO		2.082	-		2.825	-
PANAMA	840	850	1,19	1.000	4.679	367,94
CURACAO		390	-		741	-
SURINAME	8.062	19.595	143,07	1.943	20.840	972,50
CHILE	770	1.240	61,04	436	774	77,35
ARGENTINA	16.585	1.281	-92,28	10.600	1.175	-88,92
BRAZIL	12.157	29.018	138,70	30.414	14.592	-52,02
COLOMBIA	1.300	5.010	285,38	1.762	6.155	249,24
BOLIVIA	200		-100,00	304		-100,00
URUGUAY		9.068	-		5.663	-
BAHAMAS	1.090	834	-23,49	457	378	-17,31
JAMAICA	812	6.920	752,22	3.098	22.744	634,19
PUERTO RICO		11.330	-		6.232	-
DOMINICAN REPUBLIC		2.157	-		7.662	-
COSTA RICA	1.920	21.895	1.040,36	2.027	5.222	157,59
HAITI		3.050	-		3.605	-
ARUBA		11.850	-		2.089	-
CAYMAN ISLANDS	100	100	0,00	79	92	17,50
FRENCH GUIANA		1.100	-		1.345	-
FRENCH POLYNESIA	5.425	2.386	-56,03	2.902	928	-68,04
MARTINIQUE	5.745	4.138	-27,97	7.490	1.335	-82,17
NETHERLANDS ANTILLES	1.630	3.005	84,36	98	3.652	3.626,81
TURKS AND CAICOS ISLANDS		399	-		1.454	-
GUADELOUPE	30.174	36.218	20,03	24.196	31.789	31,38
VIRGIN ISLANDS (BRITISH)	820	12	-98,54	2.784	167	-94,01
U.S. VIRGIN ISLANDS		438	-		64	-
UNITED KINGDOM	101.010	199.688	97,69	178.925	405.440	126,60
NETHERLANDS	303.717	489.120	61,04	255.006	366.452	43,70
FRANCE	336.973	564.839	67,62	270.849	389.492	43,80
GERMANY, FED. REP. OF	94.901	171.752	80,98	166.928	131.739	-21,08
AUSTRIA	247		-100,00	3.916		-100,00
BELGIUM	122.015	201.983	65,54	44.239	103.609	134,20
SWITZERLAND	16.331		-100,00	10.613		-100,00
DENMARK	3.734	12.333	230,26	3.617	6.695	85,09
NORWAY	2.975	1.157	-61,11	3.837	11.035	187,59
SWEDEN	14.558	10.208	-29,88	23.401	16.694	-28,66
IRELAND	14.301	59.130	313,47	14.010	39.520	182,09
ITALY	13.935	7.834	-43,79	16.665	10.678	-35,93
SPAIN	138.448	66.752	-51,79	90.714	81.963	-9,65
PORTUGAL	12.876	13.684	6,27	5.375	9.557	77,81
GREECE	19.318	7.181	-62,83	21.563	7.321	-66,05
HUNGARY	140	1.283	816,43	207	3.198	1.446,47
POLAND	7.413	1.590	-78,55	6.968	2.610	-62,54
ROMANIA	589		-100,00	581		-100,00
BULGARIA	1.333		-100,00	3.210		-100,00

https://www.bps.go.id

TABEL 6. PERKEMBANGAN EKSPOR INDONESIA MENURUT KOMODITI DAN NEGARA TUJUAN
JANUARI-AGUSTUS 2020 DAN 2021

KOMODITI / NEGARA TUJUAN	BERAT BERSIH (KG)		PERUB	NILAI FOB (US $)		PERUB
	JAN-AGT 2020	JAN-AGT 2021	%	JAN-AGT 2020	JAN-AGT 2021	%
(1)	(2)	(3)	(4)	(5)	(6)	(7)
ALBANIA	1.100		-100,00	33		-100,00
AZERBAIJAN		1.440	-		2.300	-
KAZAKHSTAN		520	-		1.456	-
LITHUANIA	6.113	5.045	-17,46	10.070	5.814	-42,26
GEORGIA		260	-		1.594	-
CROATIA	1.062	308	-71,00	6.351	1.623	-74,44
MALTA	358	481	34,36	320	199	-37,93
SLOVAKIA	60		-100,00	33		-100,00
SLOVENIA		770	-		4.796	-
CZECH REPUBLIC	15	20	32,45	188	32	-82,98
RUSSIA FEDERATION	3.260	18.948	481,22	11.462	21.061	83,75
MONTENEGRO		5	-		44	-
BARANG GALIAN BUKAN LOGAM LAINNYA	**4.319.970**	**4.854.306**	**12,37**	**8.212.265**	**11.308.374**	**37,70**
JAPAN	224.336	330.705	47,42	1.595.463	1.988.669	24,65
HONG KONG	1.694	4.682	176,44	9.528	14.450	51,66
KOREA, REPUBLIC OF	873.475	1.319.534	51,07	633.289	952.936	50,47
TAIWAN	7.738	12.998	67,99	19.317	37.882	96,11
CHINA	17.894	35.655	99,26	329.066	863.964	162,55
PAPUA NEW GUINEA	39		-100,00	4.196		-100,00
THAILAND	78.314	85.483	9,15	404.552	525.038	29,78
SINGAPORE	40.547	14.730	-63,67	84.820	97.526	14,98
PHILIPPINES	94.206	339.931	260,84	265.283	875.458	230,01
MALAYSIA	139.523	183.641	31,62	677.330	829.827	22,51
MYANMAR	8.838	406	-95,41	42.830	2.840	-93,37
BRUNEI DARUSSALAM	50	202	303,76	13	1.458	11.468,57
NEPAL		53	-		661	-
VIET NAM	94.687	138.204	45,96	329.007	523.351	59,07
MALDIVES	4.627	3.026	-34,60	17.612	13.063	-25,83
INDIA	72.259	48.610	-32,73	71.987	82.681	14,86
PAKISTAN	54.058	78.252	44,76	229.755	324.228	41,12
BANGLADESH	6.641	36.548	450,32	28.112	145.407	417,24
SRI LANKA	4.474	1	-99,98	15.937	3	-99,98
SAUDI ARABIA	540	300	-44,48	2.576	643	-75,04
ISRAEL		442	-		6.280	-
KUWAIT	4.015		-100,00	2.346		-100,00
LEBANON		109	-		600	-
OMAN		800	-		1.075	-
TURKEY	1.075	3.601	235,00	1.244	17.735	1.325,66
UNITED ARAB EMIRATES	139.144	203.598	46,32	129.140	186.093	44,10
QATAR	4		-100,00	5		-100,00
BAHRAIN		125	-		52	-
CYPRUS	1.970		-100,00	4.850		-100,00
MOROCCO	1.415		-100,00	1.175		-100,00
TUNISIA		55	-		1.334	-
ALGERIA		136	-		259	-
NAMIBIA		2.537	-		4.471	-
KENYA	125		-100,00	2.854		-100,00
REUNION	14.728	2.957	-79,92	7.250	1.243	-82,85
NIGERIA	13.965		-100,00	10.575		-100,00
SENEGAL		176	-		86	-
SEYCHELLES	1.190	10.541	785,80	618	6.304	920,08
SOUTH AFRICA	29.322	10.894	-62,85	17.808	10.798	-39,36
MAURITIUS	27.387	299	-98,91	10.096	500	-95,05
MAYOTTE	126	159	26,19	142	145	2,45
AUSTRALIA	249.262	287.382	15,29	673.721	802.102	19,06
NEW ZEALAND	23.229	61.134	163,18	11.392	30.905	171,28
NEW CALEDONIA	4.540	2.047	-54,91	1.621	1.579	-2,63
FIJI	1.248	4.203	236,75	24.443	5.560	-77,25
SOLOMON ISLANDS		11	-		1.320	-
EAST TIMOR	150.000	4.538	-96,97	24.525	5.955	-75,72
UNITED STATES	597.312	681.053	14,02	977.756	1.223.570	25,14
CANADA	17.895	6.042	-66,24	19.991	16.181	-19,06
MEXICO	39	1.336	3.352,20	88	6.385	7.196,69
GUATEMALA	80.095	133.386	66,54	234.601	423.602	80,56
HONDURAS		1.652	-		41	-
PANAMA	133		-100,00	1.028		-100,00
CURACAO	125	4.400	3.420,00	233	3.304	1.321,08
SURINAME		19.999	-		26.090	-
CHILE	40	3.973	9.832,00	150	14.637	9.681,21
ARGENTINA	1.913	2.255	17,92	9.137	11.672	27,74
BRAZIL	24.066	11.409	-52,59	6.377	69.300	986,75
COLOMBIA	257	7.501	2.813,95	2.026	5.320	162,61
URUGUAY	5.998	5.367	-10,52	44.352	41.818	-5,71
ECUADOR		385	-		13	-
PERU	1	126	12.460,00	27	592	2.111,27
GUYANA		2	-		1.595	-
BAHAMAS		11.057	-		3.691	-
DOMINICAN REPUBLIC		3.303	-		2.896	-
COSTA RICA	6.639	11.552	74,02	17.427	27.671	58,78
CAYMAN ISLANDS	360		-100,00	225		-100,00
FRENCH POLYNESIA	23.098	20.384	-11,75	5.370	27.682	415,47
MARTINIQUE	400	300	-25,00	783	147	-81,24
NETHERLANDS ANTILLES	25		-100,00	85		-100,00
GUADELOUPE	395	96	-75,70	1.617	1.643	1,60
VIRGIN ISLANDS (BRITISH)		468	-		1.072	-
UNITED KINGDOM	44.449	35.710	-19,66	84.481	127.775	51,25

https://www.bps.go.id

TABEL 6. PERKEMBANGAN EKSPOR INDONESIA MENURUT KOMODITI DAN NEGARA TUJUAN
JANUARI-AGUSTUS 2020 DAN 2021

KOMODITI / NEGARA TUJUAN	BERAT BERSIH (KG)		PERUB	NILAI FOB (US $)		PERUB
	JAN-AGT 2020	JAN-AGT 2021	%	JAN-AGT 2020	JAN-AGT 2021	%
(1)	(2)	(3)	(4)	(5)	(6)	(7)
NETHERLANDS	466.588	151.718	-67,48	367.412	140.596	-61,73
FRANCE	179.748	140.641	-21,76	124.105	205.050	65,22
GERMANY, FED. REP. OF	63.293	102.614	62,12	43.799	69.624	58,96
AUSTRIA	30		-100,00	114		-100,00
BELGIUM	229.360	144.002	-37,22	330.089	229.278	-30,54
SWITZERLAND	8.890	628	-92,94	23.989	3.855	-83,93
DENMARK	26.815	54.765	104,23	68.282	114.830	68,17
NORWAY	3.897	2.242	-42,48	5.409	5.071	-6,25
SWEDEN	1.217	3.982	227,23	3.044	13.640	348,10
FINLAND	311	357	14,73	5.505	4.486	-18,50
IRELAND	167	180	7,78	243	83	-65,83
ITALY	27.719	13.320	-51,95	30.020	19.466	-35,16
SPAIN	82.090	32.287	-60,67	80.111	38.989	-51,33
PORTUGAL	4.677	1.686	-63,95	4.811	619	-87,13
GREECE	1.390	23	-98,35	1.245	551	-55,71
HUNGARY	290		-100,00	609		-100,00
POLAND	426	6.118	1.336,08	1.233	25.199	1.943,61
BULGARIA		2.520	-		1.225	-
UKRAINE	1.207		-100,00	454		-100,00
LITHUANIA	140	513	266,43	500	1.562	212,34
ESTONIA	12		-100,00	22		-100,00
CROATIA	83		-100,00	163		-100,00
MALTA		1.076	-		775	-
SLOVENIA	1.673		-100,00	977		-100,00
CZECH REPUBLIC	416	2	-99,52	703	33	-95,29
RUSSIA FEDERATION	29.609	5.171	-82,54	29.194	32.268	10,53
BARANG DARI SEMEN, KAPUR, GIPS DAN ASBES LAINNYA	**67.601.452**	**68.075.083**	**0,70**	**14.748.084**	**14.290.343**	**-3,10**
HONG KONG	412	9.560	2.222,64	2.496	1.997	-19,99
KOREA, REPUBLIC OF	5.886.069	6.815.812	15,80	1.392.149	1.509.292	8,41
TAIWAN	5.660.479	6.244.680	10,32	1.244.929	1.388.110	11,50
CHINA	3	112.697	3.521.675,00	245	41.157	16.716,20
PAPUA NEW GUINEA	549.726	364.543	-33,69	135.234	89.166	-34,07
THAILAND	2.672		-100,00	760		-100,00
SINGAPORE	159.289	463.662	191,08	33.081	102.039	208,45
PHILIPPINES	27.064.112	26.698.972	-1,35	5.829.934	5.300.651	-9,08
MALAYSIA	2.587.115	3.158.635	22,09	553.911	643.802	16,23
MYANMAR	1.827.978	406.620	-77,76	320.409	65.963	-79,41
CAMBODIA	23.920		-100,00	4.094		-100,00
BRUNEI DARUSSALAM	456.490	336.516	-26,28	91.787	66.531	-27,52
NEPAL	43.307	20.077	-53,64	19.495	8.657	-55,59
VIET NAM	8.786.680	7.002.551	-20,30	1.832.584	1.316.755	-28,15
MALDIVES	230.297	41.676	-81,90	54.371	12.518	-76,98
INDIA	390.990	962.886	146,27	153.591	287.984	87,50
UNITED ARAB EMIRATES		9.608	-		22.962	-
REUNION	69.405	135.680	95,49	14.886	31.226	109,76
GHANA	5.907.936	8.052.936	36,31	1.178.256	1.624.020	37,83
NIGERIA	137.700	7	-99,99	35.650	6	-99,98
NIGER		1.640	-		12.822	-
SOUTH AFRICA	915.740	262.830	-71,30	167.673	47.314	-71,78
AUSTRALIA	77.097	292.169	278,97	18.225	75.425	313,85
NEW ZEALAND	19.850	81.330	309,72	4.264	17.241	304,30
GUAM	350.520	267.348	-23,73	84.160	66.175	-21,37
PALAU	22.310	20.280	-9,10	5.225	4.494	-13,99
NEW CALEDONIA	67.848	130.920	92,96	17.755	30.918	74,14
NORTHERN MARIANA ISLANDS	108.540	89.890	-17,18	24.717	20.524	-16,96
VANUATU		20.730	-		2.924	-
AMERICAN SAMOA		21.188	-		4.903	-
FIJI	265.730	212.625	-19,98	59.547	50.371	-15,41
SAMOA	21.272		-100,00	4.804		-100,00
SOLOMON ISLANDS		20.277	-		9.929	-
EAST TIMOR		13.111	-		2.330	-
UNITED STATES	26.278	17.710	-32,61	75.086	47.825	-36,31
CHILE	13.780		-100,00	5.351		-100,00
FRENCH POLYNESIA	23.240	114.355	392,06	3.237	16.787	418,60
UNITED KINGDOM		197.030	-		43.847	-
FRANCE	49.270	220.651	347,84	15.347	56.887	270,66
GERMANY, FED. REP. OF	1.976.622	236.870	-88,02	492.435	41.883	-91,49
BELGIUM	128.510	21.750	-83,08	31.351	5.553	-82,29
FINLAND		37	-		30	-
SPAIN	624.257	406.480	-34,89	149.601	89.016	-40,50
POLAND	2.014.554	3.299.502	63,78	452.026	853.751	88,87
ROMANIA	1.071.100	761.058	-28,95	219.899	162.149	-26,26
UKRAINE	40.354	528.185	1.208,88	19.519	114.409	486,15
BARANG DARI MARMER, GRANIT DAN BATU LAINNYA	**10.462.539**	**13.761.818**	**31,53**	**7.173.004**	**9.559.869**	**33,28**
JAPAN	126.446	316.106	149,99	113.268	135.563	19,68
HONG KONG	3.664	1.765	-51,84	8.224	4.982	-39,43
KOREA, REPUBLIC OF	166.658	175.976	5,59	74.246	77.946	4,98
TAIWAN	77.632	244.168	214,52	31.855	68.584	115,30
CHINA	12.581	10.295	-18,17	26.844	7.741	-71,16
PAPUA NEW GUINEA	451		-100,00	412		-100,00
THAILAND	615.253	247.201	-59,82	349.530	136.635	-60,91
SINGAPORE	290.973	115.091	-60,45	124.921	68.157	-45,44
PHILIPPINES	24.318	91.386	275,79	22.975	66.551	189,66
MALAYSIA	141.244	32.500	-76,99	62.395	9.333	-85,04

https://www.bps.go.id

TABEL 6. PERKEMBANGAN EKSPOR INDONESIA MENURUT KOMODITI DAN NEGARA TUJUAN
JANUARI-AGUSTUS 2020 DAN 2021

KOMODITI / NEGARA TUJUAN	BERAT BERSIH (KG)		PERUB	NILAI FOB (US $)		PERUB
	JAN-AGT 2020	JAN-AGT 2021	%	JAN-AGT 2020	JAN-AGT 2021	%
(1)	(2)	(3)	(4)	(5)	(6)	(7)
CAMBODIA	32.204		-100,00	14.355		-100,00
BRUNEI DARUSSALAM		19.197	-		7.098	-
NEPAL	33		-100,00	63		-100,00
VIET NAM	140.531	132.138	-5,97	147.135	55.974	-61,96
MALDIVES	133.712	150.263	12,38	72.834	72.428	-0,56
INDIA	154.376	214.250	38,79	100.544	99.969	-0,57
PAKISTAN		24.459	-		19.324	-
SRI LANKA	29.158	24.490	-16,01	23.148	17.600	-23,97
SAUDI ARABIA	47.630	17.341	-63,59	13.182	16.983	28,83
ISRAEL	14.272	150	-98,95	8.939	504	-94,36
KUWAIT	550	52.231	9.396,60	413	38.447	9.220,38
JORDAN	387		-100,00	357		-100,00
OMAN	83	11.788	14.102,41	1.377	6.775	391,85
TURKEY	2.752	780	-71,66	11.521	680	-94,10
UNITED ARAB EMIRATES	131.390	33.446	-74,54	95.207	41.092	-56,84
QATAR	5	16.664	356.720,13	207	74.958	36.087,03
BAHRAIN	68	69.441	102.019,12	70	42.491	60.602,07
CYPRUS	15		-100,00	59		-100,00
EGYPT	4.250	143	-96,64	971	481	-50,49
MOROCCO	63.956	69.209	8,21	48.881	33.149	-32,18
ALGERIA		7.324	-		2.263	-
NAMIBIA		14.084	-		12.238	-
TANZANIA, UNITED REP. OF	329		-100,00	768		-100,00
MADAGASCAR	693	90	-87,01	383	89	-76,79
KENYA		20.676	-		18.867	-
REUNION	140.976	119.768	-15,04	119.207	93.467	-21,59
MOZAMBIQUE	378		-100,00	905		-100,00
NIGERIA		4.689	-		4.807	-
GABON		16.130	-		11.388	-
COTE D'IVOIRE		32.600	-		19.950	-
SENEGAL	32.674	14.170	-56,63	15.953	9.115	-42,86
SEYCHELLES	38.966		-100,00	26.462		-100,00
SOUTH AFRICA	7.795	4.583	-41,21	3.593	4.838	34,64
MAURITIUS	12.933	6.844	-47,08	7.564	5.570	-26,36
AUSTRALIA	470.602	436.761	-7,19	214.343	199.465	-6,94
NEW ZEALAND	41.288	121.054	193,19	48.448	82.887	71,08
GUAM	150		-100,00	12		-100,00
PALAU	32.093		-100,00	16.193		-100,00
NEW CALEDONIA	7.324	458	-93,75	4.096	728	-82,22
NORTHERN MARIANA ISLANDS		50	-		150	-
VANUATU	37.900		-100,00	23.086		-100,00
COOK ISLANDS	250		-100,00	882		-100,00
FIJI	9.215	66.021	616,45	5.780	49.474	755,90
EAST TIMOR	40.004	33.050	-17,38	7.507	2.039	-72,85
UNITED STATES	736.137	715.009	-2,87	851.622	874.667	2,71
CANADA	61.260	61.144	-0,19	46.860	56.071	19,66
MEXICO	211.550	365.199	72,63	117.391	239.200	103,76
GUATEMALA	150		-100,00	160		-100,00
PANAMA	84.840	43.348	-48,91	46.992	13.557	-71,15
CURACAO		388	-		1.590	-
SURINAME	696	498	-28,45	850	514	-39,52
CHILE	3.623	949	-73,80	3.979	524	-86,83
ARGENTINA	498.275	1.096.737	120,11	279.012	676.602	142,50
BRAZIL	1.621.107	3.165.435	95,26	834.545	1.668.765	99,96
COLOMBIA	25.352	33.062	30,41	13.415	28.289	110,87
URUGUAY		45.547	-		34.242	-
ECUADOR	231	24.870	10.666,23	647	33.699	5.108,48
PERU		2.737	-		1.690	-
BAHAMAS		17.220	-		5.141	-
JAMAICA	5.610	8.754	56,04	1.647	3.680	123,40
PUERTO RICO	26.100	27.704	6,15	20.425	17.963	-12,05
BELIZE		25.040	-		14.866	-
DOMINICAN REPUBLIC	13.455	87.017	546,73	14.787	73.400	396,37
COSTA RICA	177.012	187.116	5,71	97.170	103.130	6,13
BARBADOS	14.787		-100,00	1.910		-100,00
ANTIGUA AND BARBUDA		8.481	-		8.000	-
ARUBA		12.485	-		648	-
CAYMAN ISLANDS	2.900	20.819	617,90	1.004	24.979	2.389,01
DOMINICA	105.700		-100,00	24.000		-100,00
FRENCH GUIANA	16.481	15.599	-5,35	15.863	17.121	7,93
FRENCH POLYNESIA	13.891	35.979	159,01	6.962	10.735	54,20
MARTINIQUE	16.484	56.514	242,84	16.399	64.088	290,81
NETHERLANDS ANTILLES	9	9.680	107.455,56	23	5.462	23.898,55
TURKS AND CAICOS ISLANDS	33.363	1.334	-96,00	22.147	1.660	-92,51
GUADELOUPE	16.167	57.380	254,92	15.731	67.726	330,53
SAINT KITTS AND NEVIS		3.534	-		3.506	-
VIRGIN ISLANDS (BRITISH)	4.073		-100,00	726		-100,00
U.S. VIRGIN ISLANDS		4.527	-		4.427	-
UNITED KINGDOM	177.332	162.422	-8,41	192.874	151.548	-21,43
NETHERLANDS	708.967	793.969	11,99	493.514	725.837	47,08
FRANCE	456.575	643.440	40,93	322.096	411.157	27,65
GERMANY, FED. REP. OF	634.669	688.225	8,44	403.902	543.071	34,46
AUSTRIA	2.348	13.108	458,26	1.164	11.905	922,76
BELGIUM	173.652	160.956	-7,31	131.995	122.413	-7,26
SWITZERLAND	8.813	612	-93,06	10.034	800	-92,03
DENMARK	22.950	37.277	62,43	16.735	37.070	121,51
NORWAY	4.768	2.556	-46,39	7.238	8.238	13,82
SWEDEN	37.958	22.708	-40,18	24.054	28.167	17,10

https://www.bps.go.id

TABEL 6. PERKEMBANGAN EKSPOR INDONESIA MENURUT KOMODITI DAN NEGARA TUJUAN
JANUARI-AGUSTUS 2020 DAN 2021

KOMODITI / NEGARA TUJUAN	BERAT BERSIH (KG)		PERUB	NILAI FOB (US $)		PERUB
	JAN-AGT 2020	JAN-AGT 2021	%	JAN-AGT 2020	JAN-AGT 2021	%
(1)	(2)	(3)	(4)	(5)	(6)	(7)
FINLAND	7.779	17.452	124,35	3.761	8.468	125,14
IRELAND	28.410		-100,00	7.555		-100,00
ITALY	462.812	667.354	44,20	396.613	541.420	36,51
SPAIN	781.357	1.353.209	73,19	722.835	1.192.338	64,95
PORTUGAL	70.203	25.765	-63,30	36.926	15.106	-59,09
GREECE	23.078	2.543	-88,98	15.376	5.739	-62,67
HUNGARY	2.651	87	-96,72	3.166	956	-69,82
POLAND	6.341	80	-98,74	3.018	69	-97,72
ROMANIA	140	1.910	1.264,38	179	1.771	891,91
BULGARIA	1.027		-100,00	254		-100,00
ALBANIA		458	-		4.241	-
UKRAINE	1.943	2.450	26,09	2.488	4.200	68,79
LITHUANIA	4.117	1.847	-55,15	12.977	1.162	-91,05
LATVIA		600	-		1.811	-
ESTONIA	30.990	11.450	-63,05	32.270	12.000	-62,81
CROATIA	85	1.919	2.157,13	74	1.877	2.433,07
MALTA	11.134	3.780	-66,05	11.467	3.753	-67,27
SLOVAKIA	100	520	420,00	66	1.300	1.878,39
SLOVENIA	3.616	325	-91,01	820	579	-29,45
CZECH REPUBLIC	11.966	1.400	-88,30	14.300	2.503	-82,50
RUSSIA FEDERATION	9.346	39.960	327,56	21.876	43.499	98,84
MONTENEGRO		500	-		152	-
BARANG TAHAN API DARI TANAH LIAT/KERAMIK						
LAINNYA	**4.698.020**	**4.721.565**	**0,50**	**5.528.669**	**7.006.127**	**26,72**
JAPAN	3.166.131	3.243.853	2,45	3.809.411	5.506.740	44,56
KOREA, REPUBLIC OF	29.832		-100,00	28.590		-100,00
TAIWAN	835.867	811.898	-2,87	998.795	681.371	-31,78
CHINA	99		-100,00	68		-100,00
SINGAPORE	151.182	211.843	40,12	166.792	321.912	93,00
PHILIPPINES	14.249	45.285	217,80	17.508	50.968	191,11
MALAYSIA	289.738	221.893	-23,42	242.220	217.475	-10,22
BRUNEI DARUSSALAM	11.013		-100,00	10.907		-100,00
UNITED ARAB EMIRATES	25.059		-100,00	35.373		-100,00
NIGERIA		25.929	-		34.266	-
AUSTRALIA	174.844	155.455	-11,09	218.991	190.630	-12,95
EAST TIMOR		5.410	-		2.766	-
UNITED STATES	5		-100,00	15		-100,00
BARANG DARI MARMER DAN GRANIT UNTUK						
KEPERLUAN	**1.977.014**	**2.136.524**	**8,07**	**2.165.177**	**2.782.090**	**28,49**
JAPAN	14.861	42.080	183,16	8.604	37.961	341,20
KOREA, REPUBLIC OF	139.540	8.581	-93,85	77.803	6.174	-92,06
TAIWAN	2.660	32.053	1.105,01	331	13.907	4.096,50
THAILAND	24.400	9.000	-63,11	10.907	4.500	-58,74
SINGAPORE	184	23.552	12.734,63	663	12.975	1.857,01
PHILIPPINES	240		-100,00	201		-100,00
MALAYSIA	12.659	1.940	-84,67	4.530	1.664	-63,27
VIET NAM		4.668	-		7.865	-
MALDIVES	23	375	1.530,43	158	630	299,93
INDIA	73.870	69.107	-6,45	88.795	78.501	-11,59
JORDAN	722		-100,00	4.102		-100,00
OMAN	2.500		-100,00	3.600		-100,00
TURKEY	92	156	69,57	296	180	-39,11
UNITED ARAB EMIRATES	11.075	12.116	9,40	31.888	29.290	-8,15
QATAR		8.527	-		35.830	-
MOROCCO	16		-100,00	75		-100,00
MADAGASCAR	24.277		-100,00	22.917		-100,00
REUNION	9.409	15.040	59,85	7.177	10.157	41,53
SENEGAL	1.250	1.760	40,80	2.366	2.911	23,02
SEYCHELLES	2.471		-100,00	3.763		-100,00
SOUTH AFRICA	4.283		-100,00	6.942		-100,00
AUSTRALIA	948.122	491.729	-48,14	992.965	477.384	-51,92
NEW ZEALAND	260	2.115	713,46	1.286	5.418	321,39
UNITED STATES	190.717	406.679	113,24	189.248	512.420	170,77
CANADA	8.250	24.352	195,18	5.725	42.352	639,77
CHILE		324	-		374	-
BRAZIL	65	3.120	4.700,00	262	2.644	907,74
COSTA RICA	1.117	901	-19,34	2.426	2.064	-14,91
HAITI		25	-		221	-
ARUBA		15.050	-		3.321	-
DOMINICA	1.310		-100,00	2.338		-100,00
FRENCH POLYNESIA	1.077	3.964	268,06	2.240	7.220	222,30
MARTINIQUE	666		-100,00	1.060		-100,00
GUADELOUPE		11.986	-		5.793	-
UNITED KINGDOM	1.739	405	-76,71	6.978	728	-89,57
NETHERLANDS	196.490	326.495	66,16	263.627	456.368	73,11
FRANCE	49.771	194.179	290,14	58.028	291.931	403,09
GERMANY, FED. REP. OF	13.866	27.457	98,02	14.416	49.690	244,69
AUSTRIA	78		-100,00	138		-100,00
BELGIUM	189.271	221.334	16,94	284.745	376.575	32,25
NORWAY		429	-		2.063	-
SWEDEN	2.250		-100,00	7.967		-100,00
ITALY	2.066	29.327	1.319,51	3.605	40.180	1.014,45
SPAIN	12.106	34.709	186,71	23.449	75.082	220,19
PORTUGAL		230	-		532	-
GREECE	12.004	88.270	635,34	9.933	147.369	1.383,66
HUNGARY	533		-100,00	1.242		-100,00

https://www.bps.go.id

TABEL 6. PERKEMBANGAN EKSPOR INDONESIA MENURUT KOMODITI DAN NEGARA TUJUAN
JANUARI-AGUSTUS 2020 DAN 2021

KOMODITI / NEGARA TUJUAN	BERAT BERSIH (KG)		PERUB	NILAI FOB (US $)		PERUB
	JAN-AGT 2020	JAN-AGT 2021	%	JAN-AGT 2020	JAN-AGT 2021	%
(1)	(2)	(3)	(4)	(5)	(6)	(7)
POLAND	15.653	3.100	-80,20	8.942	2.251	-74,82
KAZAKHSTAN		400	-		862	-
UKRAINE	3.570		-100,00	5.873		-100,00
LITHUANIA		390	-		836	-
ESTONIA		565	-		625	-
CZECH REPUBLIC	147	5	-96,60	1.396	53	-96,19
RUSSIA FEDERATION	1.356	20.030	1.377,13	2.170	35.192	1.521,75
BARANG DARI GIPS UNTUK KONSTRUKSI	**17.779.880**	**17.430.122**	**-1,97**	**3.446.484**	**2.930.500**	**-14,97**
HONG KONG	281.092	324.740	15,53	75.102	89.159	18,72
KOREA, REPUBLIC OF	51.369	51.369	0,00	14.484	13.526	-6,61
CHINA	265.536	17.714	-93,33	93.043	7.813	-91,60
PAPUA NEW GUINEA	229.731	100.176	-56,39	60.597	29.013	-52,12
THAILAND	140.000	80.000	-42,86	21.464	12.972	-39,56
SINGAPORE	4.031.865	4.246.653	5,33	537.035	557.009	3,72
PHILIPPINES	1.593.786	2.921.557	83,31	234.413	425.858	81,67
MALAYSIA	5.202.544	5.268.874	1,27	837.353	854.740	2,08
MYANMAR	75.470		-100,00	14.541		-100,00
CAMBODIA	2.000		-100,00	609		-100,00
BRUNEI DARUSSALAM	905.742	1.207.512	33,32	152.202	204.288	34,22
VIET NAM	1.760.422	1.624.593	-7,72	254.693	221.623	-12,98
MALDIVES	755.244	637.897	-15,54	192.359	163.081	-15,22
SRI LANKA	14.760		-100,00	2.657		-100,00
OMAN	252.441	45.818	-81,85	97.429	16.682	-82,88
UNITED ARAB EMIRATES	1.542.283	187.413	-87,85	585.164	63.341	-89,18
GHANA	23.544		-100,00	7.508		-100,00
BENIN	13.064		-100,00	83.454		-100,00
NIGER		18.358	-		56.788	-
AUSTRALIA	606.528	606.528	0,00	174.753	193.878	10,94
NEW ZEALAND		74.857	-		15.929	-
EAST TIMOR	32.460	16.062	-50,52	7.625	4.733	-37,93
NETHERLANDS		0	-		67	-
ALAT-ALAT LABORATORIUM, FARMASI DAN KESEHATAN DARI KACA	**340.690**	**316.846**	**-7,00**	**4.252.045**	**4.026.871**	**-5,30**
JAPAN	25.552	28.843	12,88	580.279	610.863	5,27
TAIWAN	12.663		-100,00	90.314		-100,00
CHINA	6	2.557	46.381,82	36	19.608	53.977,89
THAILAND	48.408	41.142	-15,01	419.503	338.799	-19,24
SINGAPORE	6.877	3.274	-52,39	85.585	52.149	-39,07
PHILIPPINES	16.727	3.811	-77,22	295.515	79.668	-73,04
MALAYSIA	61.711	32.152	-47,90	626.953	263.622	-57,95
VIET NAM	3.736	3.469	-7,13	38.561	41.567	7,80
MALDIVES	0		-100,00	3		-100,00
INDIA	2.861		-100,00	44.242		-100,00
PAKISTAN	738	693	-6,09	15.781	17.817	12,90
BANGLADESH	51.063	33.888	-33,63	444.459	273.703	-38,42
SRI LANKA	84	133	58,51	1.261	1.703	34,99
SAUDI ARABIA	9.210	11.027	19,74	130.141	111.193	-14,56
LEBANON	31		-100,00	11		-100,00
UNITED ARAB EMIRATES	24.504	17.497	-28,60	156.530	88.599	-43,40
AUSTRALIA	1.895	616	-67,47	85.343	39.676	-53,51
UNITED STATES	12		-100,00	51		-100,00
BRAZIL		94	-		11.272	-
UNITED KINGDOM		3.428	-		68.975	-
NETHERLANDS	7		-100,00	40		-100,00
FRANCE	8.701	25.640	194,67	126.919	431.467	239,95
GERMANY, FED. REP. OF	63.217	106.586	68,60	950.067	1.513.840	59,34
SWITZERLAND	735	701	-4,70	82.154	19.977	-75,68
ITALY	790		-100,00	2.573		-100,00
SPAIN	1.163	1.294	11,23	75.722	42.373	-44,04
KAPUR	**9.621.500**		**-100,00**	**875.330**		**-100,00**
PAPUA NEW GUINEA	200.000		-100,00	42.600		-100,00
PHILIPPINES	9.420.000		-100,00	816.820		-100,00
BRUNEI DARUSSALAM	1.500		-100,00	15.910		-100,00
BARANG BUKAN LOGAM LAINNYA	**9.068.941**	**7.556.295**	**-16,68**	**3.667.766**	**3.517.272**	**-4,10**
JAPAN	382.811	501.470	31,00	393.394	421.443	7,13
HONG KONG	68.400	217.871	218,52	27.415	35.166	28,27
KOREA, REPUBLIC OF	33.522	165.082	392,45	42.791	186.842	336,64
TAIWAN	106.309	86.603	-18,54	124.785	111.566	-10,59
CHINA	31.820	22.452	-29,44	41.653	53.217	27,76
PAPUA NEW GUINEA	404.495	385.749	-4,63	192.913	181.729	-5,80
THAILAND	124.401	330.737	165,86	133.804	382.485	185,85
SINGAPORE	1.347.094	348.901	-74,10	584.879	358.266	-38,75
PHILIPPINES	820.309	1.152.080	40,44	265.245	297.090	12,01
MALAYSIA	2.745.744	2.997.781	9,18	482.615	543.171	12,55
MYANMAR	69.951	7.220	-89,68	15.610	5.079	-67,46
CAMBODIA	18.667	3.500	-81,25	7.107	1.289	-81,86
BRUNEI DARUSSALAM	6.600	5.623	-14,80	4.298	2.045	-52,43
VIET NAM	655.180	252.901	-61,40	157.525	182.958	16,14
MALDIVES	15.308	12.820	-16,25	3.246	3.587	10,51
INDIA	148.355	47.500	-67,98	198.419	67.747	-65,86
PAKISTAN	16.500	23.000	39,39	14.015	11.740	-16,23
BANGLADESH		2.813	-		26.058	-
SRI LANKA	13.100		-100,00	12.275		-100,00

https://www.bps.go.id

TABEL 6. PERKEMBANGAN EKSPOR INDONESIA MENURUT KOMODITI DAN NEGARA TUJUAN
JANUARI-AGUSTUS 2020 DAN 2021

KOMODITI / NEGARA TUJUAN	BERAT BERSIH (KG)		PERUB	NILAI FOB (US $)		PERUB
	JAN-AGT 2020	JAN-AGT 2021	%	JAN-AGT 2020	JAN-AGT 2021	%
(1)	(2)	(3)	(4)	(5)	(6)	(7)
SAUDI ARABIA	1	50	4.364,29	2	6.100	295.997,09
KUWAIT	68	68	0,00	2.456	2.456	0,02
YEMEN		96.000	-		26.262	-
TURKEY	114		-100,00	653		-100,00
UNITED ARAB EMIRATES		59	-		1.731	-
QATAR	2		-100,00	400		-100,00
BAHRAIN	45		-100,00	102		-100,00
SUDAN	186.280		-100,00	29.610		-100,00
REUNION		400	-		54	-
GHANA	1.314.143	236.160	-82,03	310.039	47.400	-84,71
SEYCHELLES	26		-100,00	810		-100,00
NIGER		732	-		4.527	-
SOUTH AFRICA		262	-		3.947	-
MAURITIUS	317		-100,00	3.123		-100,00
AUSTRALIA	57.981	124.053	113,96	23.555	103.767	340,53
NEW ZEALAND	40.018	74	-99,82	9.562	489	-94,89
NEW CALEDONIA	48		-100,00	448		-100,00
EAST TIMOR	367.044	482.456	31,44	98.114	103.494	5,48
UNITED STATES	3.669	1.492	-59,34	60.926	32.118	-47,28
CANADA	73		-100,00	380		-100,00
HONDURAS	171		-100,00	6.249		-100,00
BRAZIL	34.493	36.179	4,89	215.600	279.289	29,54
GUYANA		1.500	-		2.310	-
COSTA RICA	283	515	81,98	1.057	928	-12,16
FRENCH POLYNESIA		1.910	-		1.891	-
NETHERLANDS ANTILLES	5		-100,00	111		-100,00
GUADELOUPE	80		-100,00	69		-100,00
UNITED KINGDOM	6.551	858	-86,90	14.082	792	-94,37
NETHERLANDS	632	4.842	666,14	1.035	4.858	369,19
FRANCE	38.577	1.770	-95,41	23.021	1.776	-92,28
GERMANY, FED. REP. OF	113	61	-45,83	100	1.954	1.854,26
AUSTRIA		10	-		308	-
BELGIUM	160		-100,00	3.844		-100,00
SWITZERLAND	2	25	1.150,00	78	819	955,19
SWEDEN		33	-		1.765	-
ITALY	1.008	323	-67,96	3.404	7.658	124,98
SPAIN	13	2.138	17.004,00	271	4.676	1.628,16
GREECE	2	81	3.950,00	33	1.020	3.033,57
HUNGARY		24	-		11	-
POLAND	2.400	110	-95,42	149.123	3.347	-97,76
UKRAINE	4.086		-100,00	3.407		-100,00
SLOVENIA	1.971		-100,00	4.112		-100,00
RUSSIA FEDERATION		8	-		49	-
BESI/BAJA	**5.431.726.618**	**9.066.906.255**	**66,92**	**6.511.679.698**	**12.583.706.362**	**93,25**
JAPAN	8.781.425	101.873.484	1.060,10	15.720.529	48.717.801	209,90
HONG KONG	3.382.442	54.527	-98,39	4.639.483	271.608	-94,15
KOREA, REPUBLIC OF	213.284.059	333.691.741	56,45	344.925.920	379.976.401	10,16
TAIWAN	419.472.225	950.000.635	126,48	639.243.430	1.507.738.968	135,86
CHINA	3.526.920.702	4.855.050.199	37,66	4.110.228.231	7.457.447.479	81,44
PAPUA NEW GUINEA	2.792.750	3.279.393	17,43	3.397.199	4.811.653	41,64
THAILAND	52.458.709	192.602.948	267,15	61.124.632	170.488.498	178,92
SINGAPORE	93.697.245	242.240.399	158,54	79.834.172	98.928.315	23,92
PHILIPPINES	47.899.456	286.692.226	498,53	21.280.411	180.001.570	745,86
MALAYSIA	275.579.148	459.354.744	66,69	261.317.250	491.336.314	88,02
MYANMAR	24.971.825	10.065.344	-59,69	12.473.989	8.367.907	-32,92
CAMBODIA	739.477	983.245	32,96	390.185	1.268.281	225,05
BRUNEI DARUSSALAM	260.522	1.077.100	313,44	1.173.294	940.277	-19,86
LAO PEOPLE'S DEM. REP.		6.696	-		18.010	-
NEPAL		162	-		3.901	-
VIET NAM	140.341.443	229.096.637	63,24	201.268.765	332.995.851	65,45
MALDIVES	100.214		-100,00	51.548		-100,00
INDIA	158.938.106	225.264.336	41,73	199.433.500	468.953.364	135,14
PAKISTAN	669.605	1.229.342	83,59	1.005.760	1.435.146	42,69
BANGLADESH	12.745.263	73.045.999	473,12	7.052.389	17.351.589	146,04
SRI LANKA	3.368.228	59.901.480	1.678,43	2.121.133	32.205.998	1.418,34
IRAQ	1.925.484	79.541	-95,87	1.659.029	960.433	-42,11
IRAN (ISLAMIC REPUBLIC OF)	4		-100,00	2.200		-100,00
SAUDI ARABIA	7.441.169	8.915.009	19,81	19.171.250	10.452.938	-45,48
ISRAEL		59.053	-		150.401	-
KUWAIT	25.360.691	14.126.367	-44,30	28.557.472	20.592.115	-27,89
JORDAN		108.000	-		119.340	-
LEBANON	10.952		-100,00	32.126		-100,00
YEMEN	7.959		-100,00	52.015		-100,00
OMAN	3.539.227	43.462	-98,77	3.540.564	126.674	-96,42
TURKEY	36.267.453	159.179.520	338,90	55.128.844	239.376.580	334,21
UNITED ARAB EMIRATES	61.995.164	8.072.757	-86,98	97.423.885	37.484.842	-61,52
QATAR	10.767.116	12.253.214	13,80	12.999.431	16.701.784	28,48
BAHRAIN	111.084	86.480	-22,15	266.495	175.249	-34,24
EGYPT	21.927.599	33.265.305	51,71	11.266.728	28.384.132	151,93
LIBYAN ARAB JAMAHIRIYA	50.600		-100,00	51.055		-100,00
MOROCCO	17.933	422	-97,65	45.231	13.924	-69,22
TUNISIA	57.876	78.723	36,02	100.626	496.054	392,97
ALGERIA	1.372.473	990.100	-27,86	1.556.911	1.017.502	-34,65
SUDAN	500	343	-31,46	4.040	38.740	858,98
NAMIBIA	67.350		-100,00	244.307		-100,00
ETHIOPIA		87	-		2.120	-
TANZANIA, UNITED REP. OF		9.680.664	-		5.757.724	-

https://www.bps.go.id

TABEL 6. PERKEMBANGAN EKSPOR INDONESIA MENURUT KOMODITI DAN NEGARA TUJUAN
JANUARI-AGUSTUS 2020 DAN 2021

KOMODITI / NEGARA TUJUAN	BERAT BERSIH (KG)		PERUB	NILAI FOB (US $)		PERUB
	JAN-AGT 2020	JAN-AGT 2021	%	JAN-AGT 2020	JAN-AGT 2021	%
(1)	(2)	(3)	(4)	(5)	(6)	(7)
KENYA	39	38.070.564	97.616.730,77	69	22.838.464	33.321.266,08
MOZAMBIQUE		822.980	-		2.470.123	-
TOGO	1.040		-100,00	24.210		-100,00
GHANA	889.767		-100,00	2.215.904		-100,00
LIBERIA	3	1.402	46.633,33	447	35	-92,26
GUINEA		108	-		250	-
ANGOLA	138.787	511.561	268,59	944.413	4.591.867	386,21
CONGO		172.846	-		1.001.580	-
NIGERIA	622.399	1.147.716	84,40	1.180.642	3.274.699	177,37
SIERRA LEONE		1.000	-		3.780	-
GABON		1.965	-		4.432	-
MAURITANIA	452		-100,00	8.931		-100,00
BENIN	245.500		-100,00	247.992		-100,00
BURKINA FASO	373.008		-100,00	487.938		-100,00
NIGER	70	403	476,14	7	5.002	70.632,57
SOUTH AFRICA	13.007.753	17.442.242	34,09	6.609.303	25.933.916	292,39
MAURITIUS	2.909.553	3.265.246	12,23	3.380.483	3.759.825	11,22
AUSTRALIA	24.419.364	84.325.130	245,32	21.136.576	111.115.340	425,70
NEW ZEALAND	7.283.104	7.407.815	1,71	7.031.243	11.122.533	58,19
GUAM	30	66	122,59	198	294	48,42
NEW CALEDONIA	746	23.517	3.053,61	4.144	28.137	578,97
VANUATU	334.322	388.468	16,20	164.733	251.771	52,84
AMERICAN SAMOA	302.395	110.415	-63,49	146.719	75.583	-48,48
COOK ISLANDS	54.026	26.604	-50,76	26.596	18.561	-30,21
FIJI	23.156	50.567	118,37	28.617	69.340	142,31
MARSHALL ISLANDS	1.190		-100,00	14.720		-100,00
SAMOA	551.843	323.412	-41,39	269.286	270.836	0,58
SOLOMON ISLANDS	25	117.883	467.689,29	819	97.620	11.821,44
TONGA	572.440	82.835	-85,53	277.794	55.294	-80,10
EAST TIMOR	3.347.305	5.378.035	60,67	2.016.993	2.702.634	33,99
UNITED STATES	32.776.744	75.711.008	130,99	44.619.986	85.337.508	91,25
CANADA	9.868.639	47.156.787	377,84	6.963.116	55.882.073	702,54
MEXICO	8.507.448	14.455.128	69,91	5.741.334	12.102.257	110,79
PANAMA	53.205	193.920	264,48	143.456	251.885	75,58
CHILE		2.753	-		2.181	-
ARGENTINA	84.608	85.844	1,46	347.350	260.034	-25,14
BRAZIL	750.014	32.647.292	4.252,89	1.251.080	22.706.522	1.714,95
COLOMBIA		170.288	-		610.143	-
BOLIVIA	26.380		-100,00	232.480		-100,00
ECUADOR	1		-100,00	30		-100,00
PERU		1.800	-		2.004	-
PUERTO RICO	726.218	1.248.068	71,86	530.312	767.377	44,70
COSTA RICA		5	-		11	-
FRENCH POLYNESIA		57	-		1.751	-
UNITED KINGDOM	1.026.265	3.887.534	278,80	6.184.089	9.466.439	53,08
NETHERLANDS	4.481.336	15.764.040	251,77	2.850.803	21.118.216	640,78
FRANCE	235.698	535.679	127,27	519.197	1.542.303	197,06
GERMANY, FED. REP. OF	886.433	824.992	-6,93	2.169.497	2.410.076	11,09
AUSTRIA	4	94.904	2.433.335,38	1.600	18.229	1.039,31
BELGIUM	8.903.792	77.582.499	771,34	16.075.328	65.011.657	304,42
SWITZERLAND	2.930.520		-100,00	1.180.120		-100,00
DENMARK	100.536	76.009	-24,40	235.387	209.644	-10,94
NORWAY	1.251.673	1.349.106	7,78	6.169.145	6.802.981	10,27
SWEDEN	513.152	463.337	-9,71	1.383.921	1.481.461	7,05
FINLAND	54.658	49.699	-9,07	210.942	139.210	-34,01
IRELAND	25.920		-100,00	69.366		-100,00
ITALY	72.387.488	238.040.069	228,84	117.783.734	428.482.023	263,79
SPAIN	70.378.008	101.882.929	44,77	42.608.578	87.519.856	105,40
PORTUGAL	467.325	17.355.310	3.613,76	1.001.312	14.227.420	1.320,88
GREECE	36.148	33.134	-8,34	89.367	99.417	11,24
HUNGARY		137	-		1.671	-
POLAND	1.657.906	2.098.685	26,59	4.037.221	6.615.443	63,86
ROMANIA	840	3.014	258,81	8.895	113.060	1.171,06
BULGARIA	308.969		-100,00	615.097		-100,00
ALBANIA	200	1.100	450,00	226	2.851	1.158,85
AZERBAIJAN	361.012	61.169	-83,06	1.345.730	528.131	-60,76
KAZAKHSTAN	31.490	11	-99,97	211.529	10.147	-95,20
UKRAINE		58.728	-		156.078	-
LITHUANIA	17.735		-100,00	43.562		-100,00
MALTA		0	-		12	-
SLOVAKIA		49.441	-		128.688	-
SLOVENIA	77.765	52.987	-31,86	313.158	236.315	-24,54
CZECH REPUBLIC		100	-		173	-
RUSSIA FEDERATION	396.696	2.846.230	617,48	1.739.947	4.659.716	167,81
LOGAM DASAR MULIA	**1.382.348**	**1.277.110**	**-7,61**	**5.414.938.777**	**2.058.255.025**	**-61,99**
JAPAN	980.602	1.078.370	9,97	611.676.481	687.851.424	12,45
HONG KONG	59.068	14.292	-75,80	575.581.783	112.927.682	-80,38
KOREA, REPUBLIC OF	105.746		-100,00	62.977.974		-100,00
CHINA	66	12	-81,68	21.371	189.894	788,55
THAILAND	4.488	2.160	-51,87	14.040.431	59.437.361	323,33
SINGAPORE	110.919	63.155	-43,06	2.287.722.882	837.037.782	-63,41
MALAYSIA	870	1.815	108,53	46.465	165.060	255,24
MALDIVES	15		-100,00	40		-100,00
INDIA	64.277	42.880	-33,29	4.187.637	2.793.635	-33,29
UNITED ARAB EMIRATES		772	-		24.164	-
AUSTRALIA	9.274	12.749	37,47	175.887.965	74.215.804	-57,81
UNITED STATES	3.524	16.450	366,77	527.457	8.224.505	1.459,27

https://www.bpsbo.id

TABEL 6. PERKEMBANGAN EKSPOR INDONESIA MENURUT KOMODITI DAN NEGARA TUJUAN
JANUARI-AGUSTUS 2020 DAN 2021

KOMODITI / NEGARA TUJUAN	BERAT BERSIH (KG)		PERUB	NILAI FOB (US $)		PERUB
	JAN-AGT 2020	JAN-AGT 2021	%	JAN-AGT 2020	JAN-AGT 2021	%
(1)	(2)	(3)	(4)	(5)	(6)	(7)
UNITED KINGDOM	1.598	4.087	155,73	24.612	117.692	378,18
FRANCE	2	3	42,86	70.053	85.340	21,82
GERMANY, FED. REP. OF	10.223	800	-92,18	66.017	24.208	-63,33
SWITZERLAND	31.676	38.968	23,02	1.682.107.608	275.105.393	-83,65
LITHUANIA		597	-		36.242	-
CZECH REPUBLIC		0	-		18.840	-
TEMBAGA	**223.087.571**	**223.831.212**	**0,33**	**1.245.913.619**	**1.915.217.110**	**53,72**
JAPAN	3.991.668	5.136.115	28,67	19.014.952	41.328.705	117,35
HONG KONG	1.660.837	803.845	-51,60	7.620.153	5.546.229	-27,22
KOREA, REPUBLIC OF	11.259.000	9.470.582	-15,88	57.659.463	77.750.011	34,84
TAIWAN	7.284.833	14.788.344	103,00	40.351.927	131.716.677	226,42
CHINA	123.149.810	73.269.931	-40,50	680.518.146	562.903.866	-17,28
MONGOLIA	8.374		-100,00	56.996		-100,00
PAPUA NEW GUINEA	362	10.000	2.660,14	9.054	97.750	979,63
THAILAND	20.431.346	28.059.456	37,34	115.731.359	258.543.895	123,40
SINGAPORE	2.275.749	7.621.229	234,89	11.815.421	69.108.700	484,90
PHILIPPINES	1.675.904	2.550.785	52,20	10.465.819	23.994.690	129,27
MALAYSIA	23.172.215	55.379.544	138,99	136.597.643	505.100.963	269,77
MYANMAR	320.000	100.000	-68,75	1.945.005	562.288	-71,09
CAMBODIA		191.483	-		56.126	-
BRUNEI DARUSSALAM	116		-100,00	7.260		-100,00
VIET NAM	22.083.565	22.088.030	0,02	126.754.224	198.167.582	56,34
MALDIVES	1	69	6.800,00	146	2.930	1.907,33
INDIA	1.094.063	541.549	-50,50	6.531.093	4.598.394	-29,59
PAKISTAN	383.833	85.267	-77,79	2.664.915	667.872	-74,94
BANGLADESH	1.702.423	2.758.368	62,03	10.430.232	23.635.220	126,60
SRI LANKA	36.591	7.537	-79,40	232.440	50.955	-78,08
TURKEY	80.003	239.657	199,56	560.021	2.110.535	276,87
UNITED ARAB EMIRATES	130.001	26.150	-79,89	725.290	196.897	-72,85
EGYPT	24.981	13.993	-43,99	174.097	119.220	-31,52
ALGERIA	160		-100,00	660		-100,00
REUNION	46		-100,00	26		-100,00
SEYCHELLES		34	-		1.350	-
NIGER	226		-100,00	2.263		-100,00
SWAZILAND	57.986		-100,00	405.850		-100,00
SOUTH AFRICA	25	40	60,90	160	815	409,74
AUSTRALIA	1.888.136	143.646	-92,39	11.327.749	1.166.619	-89,70
NEW ZEALAND	15.000	15.067	0,45	97.900	152.433	55,70
NEW CALEDONIA	29		-100,00	330		-100,00
EAST TIMOR	2.851	4.655	63,29	1.709	3.399	98,94
UNITED STATES	254.161	488.574	92,23	3.594.103	7.339.071	104,20
CANADA	10.219		-100,00	160.008		-100,00
MEXICO	1.429		-100,00	11.387		-100,00
GUATEMALA	9.120		-100,00	55.872		-100,00
PANAMA		15	-		129	-
CHILE	6		-100,00	67		-100,00
BRAZIL	180	74	-59,08	617	484	-21,56
UNITED KINGDOM		5.893	-		32.341	-
NETHERLANDS	4.954	7.978	61,06	10.500	46.691	344,69
FRANCE	383	615	60,67	5.089	6.312	24,04
GERMANY, FED. REP. OF	18	285	1.501,35	1.531	1.128	-26,34
AUSTRIA		3	-		359	-
BELGIUM	471	349	-25,94	20.687	6.390	-69,11
SWITZERLAND		0	-		3	-
DENMARK	132		-100,00	568		-100,00
SWEDEN	160	15	-90,63	1.274	300	-76,46
ITALY		18.493	-		149.723	-
SPAIN	75.044		-100,00	339.650		-100,00
PORTUGAL	1.000		-100,00	4.572		-100,00
HUNGARY	142	3.479	2.350,25	4.972	48.877	883,02
POLAND		40	-		310	-
LITHUANIA		21	-		601	-
CZECH REPUBLIC	20		-100,00	166		-100,00
RUSSIA FEDERATION	0	1	24.900,00	254	271	6,67
TIMAH	**45.057.120**	**46.840.086**	**3,96**	**739.899.253**	**1.381.560.081**	**86,72**
JAPAN	4.245.977	5.271.819	24,16	68.541.948	153.046.513	123,29
HONG KONG	15.000	66.859	345,73	265.850	1.902.994	615,81
KOREA, REPUBLIC OF	6.200.597	5.997.793	-3,27	101.309.332	174.396.134	72,14
TAIWAN	1.579.105	2.630.013	66,55	25.949.569	76.300.288	194,03
CHINA	5.642.867	770.280	-86,35	92.438.803	20.636.189	-77,68
THAILAND	522.050	25.009	-95,21	8.376.603	694.398	-91,71
SINGAPORE	9.402.108	7.359.592	-21,72	156.692.056	222.571.752	42,04
PHILIPPINES	80.399	80.139	-0,32	1.257.051	2.389.203	90,06
MALAYSIA	80.661	575.042	612,91	1.348.838	17.373.743	1.188,05
VIET NAM	53.806	76.028	41,30	844.484	2.150.984	154,71
INDIA	5.210.337	5.095.129	-2,21	87.394.477	152.299.679	74,27
TURKEY	790.070	1.176.805	48,95	13.132.693	35.441.937	169,88
UNITED ARAB EMIRATES		175.487	-		5.831.974	-
SOUTH AFRICA	25.136	49.827	98,23	427.319	1.459.697	241,59
AUSTRALIA	2.000	500	-75,00	31.780	15.675	-50,68
UNITED STATES	4.603.732	5.418.772	17,70	75.381.124	157.452.814	108,88
UNITED KINGDOM	201.179	451.290	124,32	3.074.597	12.960.997	321,55
NETHERLANDS	5.326.894	7.305.028	37,13	85.441.037	215.026.212	151,67
BELGIUM	25.063	1.327.849	5.198,13	427.944	42.126.529	9.743,94
ITALY	900.140	1.927.449	114,13	14.953.624	56.144.806	275,46
SPAIN	150.000	802.051	434,70	2.610.125	24.151.198	825,29

https://www.bps.go.id

TABEL 6. PERKEMBANGAN EKSPOR INDONESIA MENURUT KOMODITI DAN NEGARA TUJUAN
JANUARI-AGUSTUS 2020 DAN 2021

KOMODITI / NEGARA TUJUAN	BERAT BERSIH (KG)		PERUB	NILAI FOB (US $)		PERUB
	JAN-AGT 2020	JAN-AGT 2021	%	JAN-AGT 2020	JAN-AGT 2021	%
(1)	(2)	(3)	(4)	(5)	(6)	(7)
POLAND		80.233	-		2.208.215	-
BULGARIA		25.139	-		724.872	-
RUSSIA FEDERATION		151.954	-		4.253.277	-
NIKEL	**63.913.283**	**66.243.197**	**3,65**	**523.312.966**	**630.146.038**	**20,41**
JAPAN	62.927.171	52.676.486	-16,29	496.220.082	583.270.042	17,54
KOREA, REPUBLIC OF	63	176.052	279.347,62	2.400	415.343	17.205,96
CHINA	2	12.957.155	804.792.136,02	2.154	43.947.615	2.040.330,79
THAILAND	28	51	83,96	2.420	652	-73,06
SINGAPORE	6.711	70.047	943,77	49.087	526.969	973,54
PHILIPPINES	289	91	-68,64	3.318	3.470	4,59
MALAYSIA		33.706	-		186.790	-
INDIA	33.000	285.417	764,90	155.100	811.587	423,27
SAUDI ARABIA	5.706		-100,00	190.282		-100,00
UNITED ARAB EMIRATES	15		-100,00	310		-100,00
AUSTRALIA	264		-100,00	5.068		-100,00
UNITED STATES	13	17.188	137.400,00	469	128.693	27.355,77
BRAZIL	930.304	26.987	-97,10	26.574.992	854.005	-96,79
UNITED KINGDOM	9.700	4	-99,96	106.846	785	-99,27
FRANCE	17	15	-11,24	112	62	-44,40
GERMANY, FED. REP. OF	2		-100,00	327		-100,00
LIECHTENSTEIN		1	-		25	-
ALUMUNIUM	**176.092.752**	**158.353.768**	**-10,07**	**338.051.934**	**423.725.638**	**25,34**
JAPAN	2.466.437	14.051.784	469,72	6.153.684	35.297.187	473,59
HONG KONG	269.146	52.984	-80,31	377.164	89.966	-76,15
KOREA, REPUBLIC OF	4.321.338	5.550.846	28,45	5.355.615	7.013.547	30,96
TAIWAN	1.145.723	2.217.507	93,55	4.746.796	8.376.856	76,47
CHINA	74.056.506	38.020.779	-48,66	109.984.829	83.016.102	-24,52
PAPUA NEW GUINEA	12		-100,00	88		-100,00
THAILAND	6.435.743	8.880.537	37,99	12.157.135	22.159.785	82,28
SINGAPORE	1.666.676	1.625.492	-2,47	4.183.662	4.236.769	1,27
PHILIPPINES	2.585.755	3.553.832	37,44	4.697.120	9.342.664	98,90
MALAYSIA	28.059.130	4.839.623	-82,75	47.324.165	11.103.271	-76,54
MYANMAR	700.000	440.978	-37,00	1.268.902	1.187.016	-6,45
BRUNEI DARUSSALAM		5.970	-		22.383	-
VIET NAM	11.545.689	16.478.881	42,73	21.152.800	42.002.744	98,57
MALDIVES	119		-100,00	141		-100,00
INDIA	1.603.870	5.526.271	244,56	3.802.926	14.099.922	270,77
PAKISTAN	245.232	330.694	34,85	671.212	1.091.972	62,69
BANGLADESH	63.685	53.779	-15,55	145.295	168.568	16,02
SRI LANKA	357	4	-99,02	2.211	31	-98,60
IRAQ	121		-100,00	198		-100,00
IRAN (ISLAMIC REPUBLIC OF)	24.000		-100,00	72.342		-100,00
SAUDI ARABIA	2.200.587	198.651	-90,97	2.537.608	258.328	-89,82
ISRAEL	4	5	42,51	16	29	86,15
TURKEY		690.371	-		1.843.859	-
UNITED ARAB EMIRATES	76.679	22.070	-71,22	332.918	77.328	-76,77
BAHRAIN	49.750		-100,00	67.850		-100,00
EGYPT	1.210	38.016	3.041,52	1.419	114.094	7.938,35
ALGERIA	21.222	200.845	846,40	44.566	531.579	1.092,78
SUDAN		142	-		30	-
ETHIOPIA		270	-		2.206	-
ANGOLA		191	-		361	-
CAMEROON	106.810	61.654	-42,28	541.427	292.455	-45,98
NIGERIA	24.777	71.642	189,14	184.590	554.144	200,20
COTE D'IVOIRE	851.590	553.354	-35,02	4.382.815	2.601.304	-40,65
SOUTH AFRICA	5.007	10.009	99,89	32.388	65.546	102,38
AUSTRALIA	8.857.151	12.396.511	39,96	23.721.522	38.782.973	63,49
NEW ZEALAND	82.600	77.981	-5,59	300.822	321.969	7,03
SAINT VINCENT AND THE GRENADINES		5	-		290	-
FIJI	80.293	39.453	-50,86	218.480	95.670	-56,21
EAST TIMOR	32.422	23.227	-28,36	14.620	18.263	24,92
UNITED STATES	23.988.654	28.984.278	20,82	69.266.444	96.244.530	38,95
CANADA	1.869.814	4.810.514	157,27	5.898.475	15.480.045	162,44
MEXICO	94.333	358.788	280,34	255.202	1.268.196	396,94
PANAMA	0	1	4.910,00	4	19	434,75
CUBA	80.134		-100,00	133.193		-100,00
CHILE		1	-		4	-
ARGENTINA		799	-		28.107	-
BRAZIL	1.508	513	-66,00	6.811	1.090	-83,99
COLOMBIA	0	11	9.483,25	5	16	207,12
ECUADOR		868	-		321	-
PUERTO RICO	2.300		-100,00	11.451		-100,00
UNITED KINGDOM	353.356	861.137	143,70	1.639.850	3.080.877	87,88
NETHERLANDS	141.426	1.751.841	1.138,69	399.854	4.904.470	1.126,57
FRANCE	44.522	282	-99,37	142.861	9.121	-93,62
GERMANY, FED. REP. OF	148.905	422.426	183,69	449.714	1.398.183	210,90
AUSTRIA	222.702		-100,00	475.332		-100,00
BELGIUM	251.307	1.269.805	405,28	780.997	4.411.780	464,89
SWITZERLAND	9.512	21.155	122,42	28.164	89.695	218,47
DENMARK	24	290.871	1.222.046,22	1.159	1.014.601	87.433,52
SWEDEN	698	407	-41,62	16.298	14.824	-9,04
FINLAND		1.270	-		7.806	-
IRELAND	368.556		-100,00	1.136.855		-100,00
ITALY	198.743	670.066	237,15	632.661	2.005.972	217,07
SPAIN	710.025	566.397	-20,23	2.137.762	1.587.708	-25,73
PORTUGAL		40.468	-		129.497	-

https://www.bps.go.id

TABEL 6. PERKEMBANGAN EKSPOR INDONESIA MENURUT KOMODITI DAN NEGARA TUJUAN
JANUARI-AGUSTUS 2020 DAN 2021

KOMODITI / NEGARA TUJUAN	BERAT BERSIH (KG)		PERUB	NILAI FOB (US $)		PERUB
	JAN-AGT 2020	JAN-AGT 2021	%	JAN-AGT 2020	JAN-AGT 2021	%
(1)	(2)	(3)	(4)	(5)	(6)	(7)
HUNGARY		105	-		456	-
POLAND	1	2.256.720	451.343.932,32	5	7.073.434	129.978.469,61
MALTA		32	-		335	-
SLOVENIA		32	-		1.186	-
CZECH REPUBLIC	19.441	29.161	50,00	127.381	202.672	59,11
RUSSIA FEDERATION	7.151	1.462	-79,55	34.129	1.481	-95,66
LOGAM DASAR BUKAN BESI	**635.788.366**	**849.372.002**	**33,59**	**192.977.131**	**288.478.797**	**49,49**
JAPAN	30.736.732	11.599.784	-62,26	5.483.366	7.158.019	30,54
HONG KONG		101.748	-		94.570	-
KOREA, REPUBLIC OF	5.086.075	14.970.416	194,34	4.190.026	10.441.422	149,20
TAIWAN	448.992	1.213.595	170,29	578.631	855.129	47,78
CHINA	144.121.788	167.238.454	16,04	49.515.902	69.985.967	41,34
THAILAND	621.731	779.036	25,30	788.294	539.571	-31,55
SINGAPORE	1.144.774	265.704	-76,79	2.281.109	1.580.160	-30,73
PHILIPPINES	20.000	61.203	206,01	119.240	602.700	405,45
MALAYSIA	183.438.024	333.272.241	81,68	51.981.072	99.359.973	91,15
VIET NAM	104.252	169.500	62,59	125.884	157.687	25,26
INDIA	267.891.848	319.220.770	19,16	74.029.306	95.360.710	28,81
PAKISTAN		98.530	-		227.420	-
BANGLADESH	51.011		-100,00	93.930		-100,00
SRI LANKA	24.000		-100,00	29.808		-100,00
IRAQ		0	-		0	-
SAUDI ARABIA		1	-		0	-
TURKEY	480.002		-100,00	154.000		-100,00
UNITED ARAB EMIRATES		6	-		0	-
KENYA	225		-100,00	3.013		-100,00
AUSTRALIA	984.065	213	-99,98	739.291	20	-100,00
EAST TIMOR	2.842	355	-87,51	11.787	131	-98,89
UNITED STATES	94.807	43.751	-53,85	1.905.267	1.062.392	-44,24
CANADA	600	600	0,00	8.460	12.204	44,26
MEXICO		3.064	-		33.797	-
BRAZIL	303.834	152.157	-49,92	368.619	174.979	-52,53
UNITED KINGDOM	1.413	873	-38,22	12.453	4.157	-66,61
NETHERLANDS		25.016	-		546.632	-
GERMANY, FED. REP. OF	21.628	4.010	-81,46	327.466	83.384	-74,54
BELGIUM	17.000	115.061	576,83	15.713	133.424	749,11
SWITZERLAND	1	1	0,00	0	0	3,45
ITALY	192.498		-100,00	209.808		-100,00
SPAIN		2	-		0	-
POLAND	225		-100,00	4.687		-100,00
UKRAINE		580	-		12.818	-
ESTONIA		10.000	-		33.000	-
MALTA		2	-		36	-
RUSSIA FEDERATION		25.332	-		18.492	-
SENG	**6.332.812**	**9.316.111**	**47,11**	**10.657.767**	**21.555.320**	**102,25**
JAPAN	940.049	2.525.619	168,67	1.805.760	7.662.319	324,33
HONG KONG	50.030	200.680	301,12	145.802	416.741	185,83
KOREA, REPUBLIC OF	71.940	312.238	334,02	5.612	681.110	12.037,75
TAIWAN	171.000	160.000	-6,43	322.679	541.361	67,77
CHINA	1.891.437	608.697	-67,82	2.444.994	1.023.685	-58,13
PAPUA NEW GUINEA	20.000		-100,00	52.500		-100,00
THAILAND	413.713	456.560	10,36	1.035.899	1.349.643	30,29
SINGAPORE	142.328	253.050	77,79	877.325	1.257.658	43,35
PHILIPPINES	1.661	4.869	193,18	5.152	22.411	334,96
MALAYSIA	462.012	395.804	-14,33	746.722	674.670	-9,65
MYANMAR		15.000	-		50.637	-
VIET NAM	85.918	4.704	-94,53	208.366	15.575	-92,52
INDIA	1.953.082	4.166.750	113,34	2.707.713	7.311.439	170,02
SRI LANKA		90.810	-		142.355	-
MOROCCO	20.000	40.000	100,00	56.400	137.025	142,95
AUSTRALIA	40.000	40.000	0,00	120.005	128.227	6,85
NEW ZEALAND	44.950	40.000	-11,01	93.376	137.229	46,96
EAST TIMOR	2.658	1.330	-49,96	1.170	3.234	176,41
UNITED STATES	34		-100,00	20		-100,00
ITALY	22.000		-100,00	28.270		-100,00
BAUKSIT	**200.243**		**-100,00**	**21.824**		**-100,00**
CHINA	120.000		-100,00	14.423		-100,00
INDIA	80.000		-100,00	6.954		-100,00
NEW ZEALAND	243		-100,00	447		-100,00
BARANG DARI KAWAT	**70.092.353**	**98.133.173**	**40,01**	**135.580.760**	**179.562.977**	**32,44**
JAPAN	14.666.285	22.043.923	50,30	28.610.124	41.307.812	44,38
HONG KONG	109.268	96.453	-11,73	167.420	168.400	0,59
KOREA, REPUBLIC OF	1.514.928	2.884.558	90,41	2.443.339	7.008.936	186,86
TAIWAN	1.007.570	819.906	-18,63	1.961.506	1.146.132	-41,57
CHINA	404.753	1.284.637	217,39	1.058.902	3.064.179	189,37
MONGOLIA		5.348	-		7.995	-
PAPUA NEW GUINEA	72.821	174.043	139,00	89.341	253.380	183,61
THAILAND	13.934.911	16.701.339	19,85	23.717.746	29.460.304	24,21
SINGAPORE	1.418.492	1.763.371	24,31	4.968.462	5.221.980	5,10
PHILIPPINES	2.041.484	1.903.602	-6,75	4.056.461	4.794.883	18,20
MALAYSIA	3.055.284	4.814.090	57,57	5.138.102	8.291.788	61,38
MYANMAR	105.822	130.033	22,88	148.533	253.198	70,47
CAMBODIA	838	2.707	223,05	5.864	17.666	201,27
BRUNEI DARUSSALAM	24.739	24.030	-2,86	47.304	32.976	-30,29

https://www.bps.go.id

TABEL 6. PERKEMBANGAN EKSPOR INDONESIA MENURUT KOMODITI DAN NEGARA TUJUAN
JANUARI-AGUSTUS 2020 DAN 2021

KOMODITI / NEGARA TUJUAN	BERAT BERSIH (KG)		PERUB	NILAI FOB (US $)		PERUB
	JAN-AGT 2020	JAN-AGT 2021	%	JAN-AGT 2020	JAN-AGT 2021	%
(1)	(2)	(3)	(4)	(5)	(6)	(7)
VIET NAM	2.924.478	3.289.217	12,47	12.437.280	9.005.007	-27,60
MALDIVES	668		-100,00	4.841		-100,00
INDIA	2.866.423	4.772.599	66,50	4.956.473	8.203.936	65,52
PAKISTAN	78.666	113.770	44,62	165.123	292.866	77,36
BANGLADESH		15.219	-		7.240	-
SRI LANKA	4.305	1.155	-73,17	12.329	7.775	-36,93
AFGHANISTAN	2.461		-100,00	15.765		-100,00
IRAQ	175.068		-100,00	214.478		-100,00
SAUDI ARABIA	113.834	566.715	397,84	150.478	731.868	386,36
KUWAIT	37.014	19.940	-46,13	45.565	24.299	-46,67
YEMEN	46.815	180.071	284,65	54.543	212.707	289,98
OMAN	34.799	20.390	-41,41	59.864	40.546	-32,27
TURKEY	252	3.478	1.280,28	9	31.545	350.400,67
UNITED ARAB EMIRATES	697.633	1.118.284	60,30	1.176.892	1.948.394	65,55
QATAR	154.206	194.381	26,05	375.680	154.565	-58,86
BAHRAIN	28.940	43.800	51,35	32.444	50.954	57,05
EGYPT	295.790	47.860	-83,82	383.838	53.905	-85,96
ALGERIA	174.571		-100,00	293.277		-100,00
SUDAN	20.622		-100,00	31.397		-100,00
ETHIOPIA	10.460	4	-99,96	16.321	106	-99,35
TANZANIA, UNITED REP. OF	21.962		-100,00	47.130		-100,00
KENYA	25.525	32.083	25,69	44.861	45.685	1,84
REUNION	27		-100,00	42		-100,00
ANGOLA		118.294	-		11.672	-
NIGERIA	27.529	21.472	-22,00	28.128	30.933	9,97
GABON		300	-		4.202	-
DJIBOUTI	19.455	27.255	40,09	46.222	56.649	22,56
SOUTH AFRICA	607.384	675.581	11,23	1.051.871	1.130.117	7,44
MAURITIUS		20.000	-		21.880	-
AUSTRALIA	4.760.896	5.205.627	9,34	12.803.834	10.577.991	-17,38
NEW ZEALAND	855.596	1.059.021	23,78	1.838.610	2.370.545	28,93
NEW CALEDONIA		51.660	-		82.208	-
FIJI	20.760	53.276	156,63	28.118	73.729	162,21
SOLOMON ISLANDS	54.430	40.704	-25,22	130.292	90.662	-30,42
EAST TIMOR	314.069	241.854	-22,99	460.756	391.698	-14,99
UNITED STATES	13.834.185	19.235.903	39,05	19.573.533	29.818.255	52,34
CANADA	139.732	299.881	114,61	464.682	842.195	81,24
MEXICO	1.772.445	5.240.414	195,66	2.260.815	6.206.581	174,53
PANAMA		7	-		32	-
CHILE		131.110	-		193.369	-
VENEZUELA	7		-100,00	124		-100,00
ARGENTINA	9.261	18.706	101,98	94.775	167.342	76,57
BRAZIL	34.864	274.668	687,84	341.636	707.434	107,07
COLOMBIA	15	1	-94,00	115	17	-85,30
PERU	13.505	35.295	161,35	31.745	80.959	155,03
FRENCH POLYNESIA		21	-		200	-
UNITED KINGDOM	784.244	1.327.591	69,28	1.707.561	2.655.524	55,52
NETHERLANDS	291	5.759	1.879,60	2.768	114.516	4.037,82
FRANCE	11.389	11.644	2,24	109.605	147.113	34,22
GERMANY, FED. REP. OF	383.340	294.768	-23,11	924.160	691.109	-25,22
AUSTRIA	6		-100,00	146		-100,00
BELGIUM	198.625	478.119	140,71	374.806	818.065	118,26
SWITZERLAND	113	0	-99,94	261	36	-86,29
LUXEMBOURG		1	-		55	-
DENMARK		288	-		2.479	-
NORWAY		44.125	-		117.902	-
SWEDEN	88	19.350	21.863,68	9.803	30.133	207,40
FINLAND		170	-		145	-
IRELAND	19.373		-100,00	30.367		-100,00
ITALY		21.667	-		49.525	-
GREECE	22.187	21.637	-2,48	31.084	30.257	-2,66
HUNGARY		9	-		44	-
POLAND		5.360	-		14.725	-
ROMANIA	73.687	36.608	-50,32	95.706	51.663	-46,02
BULGARIA	3		-100,00	339		-100,00
ALBANIA	19.305	18.896	-2,12	34.790	21.974	-36,84
KAZAKHSTAN	63		-100,00	1.080		-100,00
LATVIA	24.170	22.970	-4,96	78.541	84.452	7,53
MALTA	650	2	-99,68	26.239	1.250	-95,24
SLOVENIA	69		-100,00	1.222		-100,00
CZECH REPUBLIC	104	235	125,38	3.671	8.424	129,50
RUSSIA FEDERATION	18.798	5.917	-68,52	61.624	23.890	-61,23
KONSTRUKSI BERAT SIAP PASANG DARI BAJA	**51.148.791**	**48.281.448**	**-5,61**	**78.521.451**	**65.206.364**	**-16,96**
JAPAN	5.600		-100,00	30.654		-100,00
TAIWAN	1.000	786.589	78.558,90	3.224	1.953.989	60.504,28
CHINA		32	-		416	-
THAILAND	3.000		-100,00	7.500		-100,00
SINGAPORE	130.889	976.148	645,78	133.519	1.728.066	1.194,24
PHILIPPINES	5.316.519	269.680	-94,93	9.117.469	547.999	-93,99
MALAYSIA	657.622	214.959	-67,31	553.294	480.947	-13,08
BRUNEI DARUSSALAM	1.379	100	-92,75	1.224	11	-99,07
INDIA	95.400	321.000	236,48	81.090	925.568	1.041,41
SRI LANKA	54.534		-100,00	28.953		-100,00
NIGER	10.158		-100,00	3.464		-100,00
SOUTH AFRICA		1.000	-		500	-
AUSTRALIA	474.457	754.971	59,12	417.826	2.735.632	554,73

https://www.bps.go.id

TABEL 6. PERKEMBANGAN EKSPOR INDONESIA MENURUT KOMODITI DAN NEGARA TUJUAN
JANUARI-AGUSTUS 2020 DAN 2021

KOMODITI / NEGARA TUJUAN	BERAT BERSIH (KG)		PERUB	NILAI FOB (US $)		PERUB
	JAN-AGT 2020	JAN-AGT 2021	%	JAN-AGT 2020	JAN-AGT 2021	%
(1)	(2)	(3)	(4)	(5)	(6)	(7)
NEW ZEALAND	368.702	625.969	69,78	282.110	691.703	145,19
NEW CALEDONIA	449.385		-100,00	2.550.621		-100,00
EAST TIMOR	28.512	43.215	51,57	34.470	16.568	-51,93
UNITED STATES	39.281.061	25.906.886	-34,05	59.312.543	34.645.835	-41,59
CANADA	679.156	1.300.845	91,54	682.003	1.297.212	90,21
MEXICO	2.864.820		-100,00	3.892.169		-100,00
BRAZIL	718.011		-100,00	1.361.235		-100,00
NETHERLANDS	8.526		-100,00	27.582		-100,00
SWEDEN		8.844.640	-		9.351.854	-
FINLAND		4.505.421	-		5.726.257	-
SPAIN	30		-100,00	100		-100,00
KAZAKHSTAN	29		-100,00	402		-100,00
SLOVENIA		3.729.995	-		5.103.809	-
BARANG DARI LOGAM SIAP PASANG UNTUK KONSTRUKSI	**44.198.570**	**45.563.989**	**3,09**	**171.589.778**	**162.310.709**	**-5,41**
JAPAN	6.635.415	2.906.124	-56,20	13.245.223	8.652.407	-34,68
HONG KONG		1	-		1	-
KOREA, REPUBLIC OF	39.605	265.864	571,29	90.090	1.751.506	1.844,18
TAIWAN	847.880	3.774.241	345,14	2.420.846	15.785.789	552,08
CHINA	248.621	379.854	52,78	258.976	1.022.930	294,99
THAILAND	112.500	198.159	76,14	125.660	61.473	-51,08
SINGAPORE	14.277.423	8.012.394	-43,88	73.056.394	17.169.447	-76,50
PHILIPPINES	68.241	141.073	106,73	128.245	428.974	234,50
MALAYSIA	1.918.295	164.288	-91,44	1.980.247	374.653	-81,08
MYANMAR	62.207		-100,00	851.488		-100,00
CAMBODIA	3.694		-100,00	15.236		-100,00
BRUNEI DARUSSALAM	1.300		-100,00	4.210		-100,00
VIET NAM	107.931	2.934.525	2.618,88	460.994	5.240.595	1.036,80
MALDIVES	5.946	4.202	-29,33	17.366	9.496	-45,32
INDIA	274.647	3.490.371	1.170,86	2.296.819	18.758.827	716,73
PAKISTAN	68.106		-100,00	183.105		-100,00
BANGLADESH		7.294.520	-		12.475.185	-
SRI LANKA		48.487	-		56.102	-
IRAQ		2.040	-		160.625	-
SAUDI ARABIA	3.025	34.229	1.031,54	2.455	63.836	2.500,24
ISRAEL	840		-100,00	475		-100,00
KUWAIT		10.837	-		31.594	-
YEMEN	100		-100,00	49		-100,00
OMAN		2.458	-		4.196	-
UNITED ARAB EMIRATES	304.745	8.980	-97,05	158.947	15.230	-90,42
QATAR	1.113.953	4.864.020	336,65	6.098.586	17.362.134	184,69
MOROCCO	5.215		-100,00	9.043		-100,00
KENYA	3.855	15.647	305,93	71.383	41.283	-42,17
REUNION		3.067	-		700	-
GHANA	2.162		-100,00	5.508		-100,00
ANGOLA	33		-100,00	956		-100,00
NIGERIA		105.280	-		301.500	-
SIERRA LEONE	88.500		-100,00	165.998		-100,00
COTE D'IVOIRE	340		-100,00	3.835		-100,00
BENIN	10.148		-100,00	46.477		-100,00
NIGER	98.076	5.753	-94,13	332.075	15.957	-95,19
AUSTRALIA	3.335.731	4.883.519	46,40	5.602.563	23.287.403	315,66
NEW ZEALAND	1.255.719	1.914.968	52,50	954.471	1.882.944	97,28
FIJI		8	-		325	-
SOLOMON ISLANDS	4.290		-100,00	32.086		-100,00
EAST TIMOR	54.144	45.154	-16,60	49.941	23.097	-53,75
UNITED STATES	1.095.282	1.318.285	20,36	2.339.466	3.168.155	35,42
BRAZIL		2	-		186	-
COLOMBIA		50	-		10.992	-
COSTA RICA		350	-		223	-
UNITED KINGDOM	10.686.719	127.764	-98,80	54.112.131	605.299	-98,88
NETHERLANDS	1.233.527	1.687.204	36,78	5.471.537	30.509.463	457,60
FRANCE	126.962	102.450	-19,31	310.556	413.811	33,25
GERMANY, FED. REP. OF	14.641	20.938	43,01	19.894	20.212	1,60
AUSTRIA		880	-		1.100	-
BELGIUM	1.200	575	-52,08	37.944	6.003	-84,18
SWITZERLAND	43.978	35.484	-19,31	335.984	317.118	-5,62
NORWAY		580.000	-		1.633.281	-
ITALY	40.484	135.055	233,60	274.030	426.694	55,71
SPAIN	775	904	16,65	1.203	486	-59,58
POLAND		1.952	-		8.469	-
ROMANIA	820		-100,00	8.191		-100,00
AZERBAIJAN		40.366	-		209.930	-
KAZAKHSTAN	1.496		-100,00	9.097		-100,00
SLOVENIA		470	-		705	-
CZECH REPUBLIC		1.200	-		372	-
ALAT POTONG DAN PERKAKAS TANGAN PERTUKANGAN	**7.352.329**	**6.625.780**	**-9,88**	**70.636.005**	**77.434.148**	**9,62**
JAPAN	622.025	681.778	9,61	14.560.703	14.514.698	-0,32
HONG KONG	6.147	3.099	-49,59	42.229	52.702	24,80
KOREA, REPUBLIC OF	16.872	102.200	505,73	185.905	2.487.265	1.237,92
TAIWAN	49.312	11.534	-76,61	181.654	84.628	-53,41
CHINA	263.727	192.904	-26,85	2.811.326	2.325.069	-17,30
PAPUA NEW GUINEA	2.615	5.012	91,66	23.697	37.312	57,45
THAILAND	433.951	119.112	-72,55	3.361.766	2.004.834	-40,36
SINGAPORE	1.256.516	558.531	-55,55	5.393.577	7.755.536	43,79

https://www.bpsgo.id

TABEL 6. PERKEMBANGAN EKSPOR INDONESIA MENURUT KOMODITI DAN NEGARA TUJUAN
JANUARI-AGUSTUS 2020 DAN 2021

KOMODITI / NEGARA TUJUAN	BERAT BERSIH (KG)		PERUB	NILAI FOB (US $)		PERUB
	JAN-AGT 2020	JAN-AGT 2021	%	JAN-AGT 2020	JAN-AGT 2021	%
(1)	(2)	(3)	(4)	(5)	(6)	(7)
PHILIPPINES	163.270	151.320	-7,32	2.698.025	1.547.358	-42,65
MALAYSIA	490.007	395.490	-19,29	7.655.772	4.218.281	-44,90
MYANMAR	63.287	22.460	-64,51	1.099.261	70.655	-93,57
CAMBODIA	1.708	8.045	371,02	12.406	49.915	302,35
BRUNEI DARUSSALAM	2.283	15	-99,34	10.600	946	-91,08
LAO PEOPLE'S DEM. REP.		3.348	-		5.261	-
VIET NAM	316.931	170.603	-46,17	4.555.973	2.089.582	-54,14
MALDIVES	60	383	538,93	665	2.547	282,94
INDIA	42.639	79.766	87,07	1.192.227	2.124.324	78,18
PAKISTAN	39.623	145.699	267,71	365.239	606.424	66,03
BANGLADESH	28.030	22.536	-19,60	53.113	130.515	145,73
SRI LANKA	6.363	12.527	96,87	34.918	83.597	139,41
IRAQ		1	-		84	-
SAUDI ARABIA	5.492	4.599	-16,27	106.156	40.631	-61,72
ISRAEL	43		-100,00	18.362		-100,00
KUWAIT	650	546	-16,00	9.571	35.323	269,06
OMAN	3.366	1.998	-40,64	62.769	45.276	-27,87
TURKEY	110	2.587	2.251,89	4.160	59.428	1.328,64
UNITED ARAB EMIRATES	232	22.597	9.661,14	13.510	90.699	571,34
QATAR	142.298	5.680	-96,01	183.020	91.631	-49,93
EGYPT	2.256		-100,00	29.497		-100,00
MOROCCO	1.409		-100,00	556		-100,00
ETHIOPIA	61		-100,00	2.849		-100,00
TANZANIA, UNITED REP. OF	22		-100,00	462		-100,00
KENYA	186		-100,00	5.050		-100,00
MOZAMBIQUE	79		-100,00	385		-100,00
EQUATORIAL GUINEA		65	-		32.955	-
TOGO	4.660		-100,00	2.250		-100,00
LIBERIA		10	-		15.600	-
GUINEA		5	-		638	-
ANGOLA		1.002	-		79.148	-
CONGO	192	2.466	1.184,38	29.456	22.260	-24,43
NIGERIA	248	24.990	9.978,64	27.272	27.319	0,17
COTE D'IVOIRE		33.092	-		253.764	-
UGANDA	28		-100,00	195		-100,00
NIGER	32		-100,00	550		-100,00
SWAZILAND	5.100		-100,00	150.000		-100,00
SOUTH AFRICA		262.722	-		3.329.954	-
ZIMBABWE	760		-100,00	14.000		-100,00
AUSTRALIA	8.831	28.779	225,89	148.619	920.968	519,69
NEW ZEALAND	11.442	11.035	-3,56	173.977	130.643	-24,91
NEW CALEDONIA	8	0	-96,03	235	94	-60,04
SAINT VINCENT AND THE GRENADINES		2	-		0	-
FIJI	3.761	1.434	-61,86	17.593	7.563	-57,01
SAMOA	3.342		-100,00	19.826		-100,00
SOLOMON ISLANDS	58	24	-59,23	1.579	867	-45,10
EAST TIMOR	33.670	49.655	47,48	96.071	84.680	-11,86
UNITED STATES	3.053.793	3.031.638	-0,73	20.311.876	25.319.648	24,65
CANADA	29.600	63.946	116,03	242.502	651.771	168,77
MEXICO	7.521	13.426	78,51	659.963	724.311	9,75
PANAMA	37.707	95.669	153,72	114.934	340.426	196,19
CHILE	16.393	15.060	-8,13	192.303	194.388	1,08
ARGENTINA	201	17	-91,71	21.665	321	-98,52
BRAZIL	39.863	66.015	65,61	713.587	854.730	19,78
COLOMBIA	55	144	160,69	461	11.792	2.458,84
BOLIVIA		620	-		35.016	-
ECUADOR	3.346	1.496	-55,29	27.318	12.390	-54,64
PERU		256	-		10.495	-
GUYANA		885	-		17.049	-
EL SALVADOR		40	-		90	-
UNITED KINGDOM	20.468	1.249	-93,90	216.298	46.753	-78,38
NETHERLANDS	73.243	124.536	70,03	762.259	1.376.531	80,59
FRANCE	979	2.681	173,75	46.839	55.982	19,52
GERMANY, FED. REP. OF	20.781	16.566	-20,28	1.324.707	186.011	-85,96
AUSTRIA	35		-100,00	2.734		-100,00
BELGIUM	8.034	5.872	-26,90	426.390	427.884	0,35
SWITZERLAND	0	280	69.900,00	25	8.694	34.676,04
LUXEMBOURG	252	378	50,30	67.316	91.103	35,33
DENMARK	112	196	74,87	4.993	4.586	-8,14
NORWAY	285	1.300	356,14	43.000	69.183	60,89
SWEDEN	638	192	-69,90	26.064	4.164	-84,02
FINLAND	130	8.006	6.058,58	2.824	63.695	2.155,36
ITALY	1.604	4.056	152,91	10.176	39.533	288,50
SPAIN	1		-100,00	105		-100,00
PORTUGAL	203	68	-66,40	15.992	6.565	-58,95
GREECE		214	-		8.837	-
HUNGARY		14.490	-		883.587	-
POLAND	90	5.137	5.639,91	21.084	107.526	409,98
ROMANIA	1		-100,00	1.324		-100,00
UKRAINE		177	-		21.919	-
LITHUANIA	98		-100,00	726		-100,00
ESTONIA	170	51	-70,20	5.230	2.800	-46,46
SLOVAKIA		233	-		17.690	-
SLOVENIA	3.000		-100,00	11.413		-100,00
REP. OF MACEDONIA		394	-		30.965	-
RUSSIA FEDERATION	29	10.842	37.286,97	4.872	346.737	7.017,22
PAKU, MUR DAN BAUT	**12.440.478**	**14.641.253**	**17,69**	**55.005.303**	**68.646.375**	**24,80**

https://www.bpsntb.id

TABEL 6. PERKEMBANGAN EKSPOR INDONESIA MENURUT KOMODITI DAN NEGARA TUJUAN
JANUARI-AGUSTUS 2020 DAN 2021

KOMODITI / NEGARA TUJUAN	BERAT BERSIH (KG)		PERUB	NILAI FOB (US $)		PERUB
	JAN-AGT 2020	JAN-AGT 2021	%	JAN-AGT 2020	JAN-AGT 2021	%
(1)	(2)	(3)	(4)	(5)	(6)	(7)
JAPAN	642.331	936.066	45,73	4.207.657	5.867.868	39,46
HONG KONG	46	232	401,11	1.133	24.435	2.056,27
KOREA, REPUBLIC OF	126.254	15.940	-87,37	580.270	569.261	-1,90
TAIWAN	134.100	256.193	91,05	110.771	193.897	75,04
CHINA	111.210	186.107	67,35	790.245	1.101.993	39,45
PAPUA NEW GUINEA	72.166	249.224	245,35	320.668	1.154.077	259,90
THAILAND	611.117	1.295.712	112,02	5.896.009	6.523.052	10,64
SINGAPORE	275.663	390.001	41,48	2.566.199	3.594.980	40,09
PHILIPPINES	331.826	168.462	-49,23	1.629.362	1.060.757	-34,90
MALAYSIA	238.491	481.476	101,88	888.280	2.045.026	130,22
MYANMAR	10.424	646	-93,81	34.143	3.471	-89,83
CAMBODIA	41.233	38.182	-7,40	166.671	206.394	23,83
BRUNEI DARUSSALAM	1.995		-100,00	68.000		-100,00
VIET NAM	646.015	233.162	-63,91	3.748.741	2.302.275	-38,59
MALDIVES	169	337	99,12	25.210	4.445	-82,37
INDIA	405.335	382.706	-5,58	1.605.798	3.055.963	90,31
PAKISTAN	18.653	44.907	140,75	402.249	964.940	139,89
BANGLADESH	42.742	31.093	-27,25	1.845	101.333	5.392,17
SRI LANKA	1	72	11.114,95	14	406	2.890,94
IRAQ	51	36.356	71.102,56	662	662.751	100.083,04
IRAN (ISLAMIC REPUBLIC OF)	0		-100,00	235		-100,00
SAUDI ARABIA	6.284	16.991	170,40	37.647	122.108	224,35
ISRAEL	570		-100,00	5.676		-100,00
KUWAIT		9	-		19.320	-
LEBANON	30	7	-76,67	1.900	500	-73,68
OMAN	72	1.998	2.657,76	1.168	3.843	228,91
TURKEY	273.743	115.340	-57,87	13.366	132.647	892,41
UNITED ARAB EMIRATES	65.603	13.118	-80,00	560.639	65.145	-88,38
QATAR	880	3.016	242,73	19.817	4.853	-75,51
EGYPT	61.261	23.131	-62,24	9.445	4.546	-51,87
ALGERIA	158.320	3.425	-97,84	2.802	8.724	211,31
SUDAN	1.383	23.383	1.591,32	145	1.077	644,64
ETHIOPIA		11.188	-		324	-
TANZANIA, UNITED REP. OF	289	3.856	1.234,26	5.068	33.615	563,23
REUNION		1	-		5	-
TOGO	3.465		-100,00	9.053		-100,00
GHANA	19.882	4.522	-77,26	106.774	27.442	-74,30
LIBERIA		9.348	-		11.710	-
GUINEA	15.308	13.405	-12,43	117.888	102.696	-12,89
ANGOLA		10.904	-		607	-
CONGO		34	-		595	-
NIGERIA	69.973	444.828	535,72	3.793	182.275	4.705,22
COTE D'IVOIRE	15.350	17.181	11,93	120.884	139.871	15,71
SENEGAL	1.790		-100,00	13.987		-100,00
MAURITANIA	11.286	4.676	-58,57	74.942	31.166	-58,41
BURKINA FASO		1.922	-		14.333	-
SEYCHELLES	213		-100,00	6.365		-100,00
NIGER	5.672		-100,00	7.099		-100,00
DJIBOUTI	6.319		-100,00	245		-100,00
SOUTH AFRICA	210.262	526.208	150,26	536.008	1.099.224	105,08
AUSTRALIA	141.116	263.977	87,06	760.951	1.433.661	88,40
NEW ZEALAND	114	9.576	8.337,11	7.006	37.211	431,13
NEW CALEDONIA	76.560	70.199	-8,31	336.991	306.362	-9,09
SAINT VINCENT AND THE GRENADINES		5	-		97	-
SOLOMON ISLANDS	30.962	27.237	-12,03	118.179	117.369	-0,69
EAST TIMOR	81.025	115.074	42,02	72.744	115.780	59,16
UNITED STATES	1.315.474	868.981	-33,94	1.944.419	1.691.662	-13,00
CANADA	7.755	2.645	-65,89	67.981	31.210	-54,09
MEXICO	27.657	52.114	88,43	152.287	248.785	63,37
GUATEMALA	185		-100,00	564		-100,00
PANAMA	4.826	2.980	-38,25	23.946	16.058	-32,94
SURINAME	25		-100,00	234		-100,00
CHILE	209	987	371,30	2.331	8.344	258,02
VENEZUELA	120		-100,00	695		-100,00
ARGENTINA	6.797	54.724	705,07	882.945	1.040.069	17,80
BRAZIL	110.821	178.542	61,11	1.098.301	1.704.296	55,18
COLOMBIA	464	4.706	915,23	3.529	30.684	769,42
ECUADOR	79.600	114.972	44,44	2.557	3.018	18,05
PERU	8.061	2	-99,97	39.845	103	-99,74
JAMAICA		0	-		8	-
FRENCH POLYNESIA		4	-		423	-
UNITED KINGDOM	155.348	76.701	-50,63	693.170	522.040	-24,69
NETHERLANDS	682.700	899.451	31,75	1.902.396	2.526.376	32,80
FRANCE	238.140	378.997	59,15	1.141.558	2.070.648	81,39
GERMANY, FED. REP. OF	3.811.853	4.787.831	25,60	15.855.395	21.278.240	34,20
AUSTRIA	12.400	10.669	-13,96	52.386	63.332	20,90
BELGIUM	12.878	12.821	-0,45	159.475	84.969	-46,72
SWITZERLAND	30.425	43.352	42,49	236.861	337.049	42,30
DENMARK	60.593	62.102	2,49	307.402	363.503	18,25
NORWAY		92	-		399	-
SWEDEN	636.603	475.952	-25,24	3.109.164	2.355.720	-24,23
FINLAND	3.067	6.328	106,33	26.616	60.693	128,03
IRELAND	9	3	-69,91	44	77	76,07
ITALY	141.862	51.884	-63,43	627.919	291.106	-53,64
SPAIN	28.305	15.865	-43,95	118.862	70.253	-40,90
GREECE	1.149	3.695	221,56	11.244	40.214	257,65
HUNGARY	0	413	137.400,00	196	3.883	1.879,02
POLAND	2.579	9	-99,64	12.992	344	-97,36

https://www.bpsntb.id

TABEL 6. PERKEMBANGAN EKSPOR INDONESIA MENURUT KOMODITI DAN NEGARA TUJUAN
JANUARI-AGUSTUS 2020 DAN 2021

KOMODITI / NEGARA TUJUAN	BERAT BERSIH (KG)		PERUB	NILAI FOB (US $)		PERUB
	JAN-AGT 2020	JAN-AGT 2021	%	JAN-AGT 2020	JAN-AGT 2021	%
(1)	(2)	(3)	(4)	(5)	(6)	(7)
ROMANIA	16	900	5.525,00	48	282	487,50
AZERBAIJAN		139	-		4.766	-
KAZAKHSTAN	0		-100,00	34		-100,00
UKRAINE	26.078	26.358	1,07	111.147	116.817	5,10
LATVIA	5.908	5.824	-1,42	53.344	58.358	9,40
ESTONIA	450	593	31,76	2.151	5.867	172,71
GEORGIA	5.734		-100,00	35.893		-100,00
CROATIA	17.336	2	-99,99	108.185	52	-99,95
MALTA		2	-		162	-
CZECH REPUBLIC	14.929	653	-95,63	67.155	7.648	-88,61
RUSSIA FEDERATION	22.570	18.527	-17,91	157.284	154.488	-1,78
PERALATAN DAPUR DAN PERALATAN MEJA DARI LOGAM	**3.982.058**	**5.988.415**	**50,38**	**25.367.980**	**39.092.397**	**54,10**
JAPAN	87.578	83.357	-4,82	617.351	637.849	3,32
HONG KONG	10.047	982	-90,23	28.922	12.188	-57,86
KOREA, REPUBLIC OF	10.408	14.387	38,24	81.242	124.667	53,45
TAIWAN	548	58	-89,39	4.896	648	-86,76
CHINA	157.455	54.339	-65,49	240.576	138.496	-42,43
PAPUA NEW GUINEA	2.415		-100,00	12.305		-100,00
THAILAND	11.034	2.696	-75,57	65.880	7.860	-88,07
SINGAPORE	156.132	255.874	63,88	772.220	958.341	24,10
PHILIPPINES	17.151	7.339	-57,21	104.470	44.107	-57,78
MALAYSIA	125.655	173.875	38,38	443.522	603.321	36,03
MYANMAR		769	-		9.794	-
CAMBODIA	1.055		-100,00	5.590		-100,00
BRUNEI DARUSSALAM	5.017	1.503	-70,03	17.845	14.630	-18,01
NEPAL	680	6.007	783,96	5.361	52.826	885,38
VIET NAM	7.158	690	-90,36	47.533	8.605	-81,90
MALDIVES	4.233	2.148	-49,25	6.353	1.736	-72,68
INDIA	1.504	260.610	17.233,54	4.347	620.070	14.163,43
PAKISTAN	673		-100,00	492		-100,00
BANGLADESH	5.090	28	-99,45	93.280	564	-99,40
SRI LANKA	9.736	12.711	30,56	23.524	39.075	66,11
IRAQ		3.993	-		22.192	-
SAUDI ARABIA	394.418	422.271	7,06	5.776.355	6.672.903	15,52
ISRAEL	5	3.312	64.841,18	58	149	156,16
KUWAIT	8.381	1.243	-85,16	93.403	21.018	-77,50
LEBANON	3.808		-100,00	45.587		-100,00
YEMEN	3.854		-100,00	63.510		-100,00
OMAN	15		-100,00	13		-100,00
TURKEY	23.616	15.744	-33,33	97.477	66.284	-32,00
UNITED ARAB EMIRATES	15.965	241	-98,49	351.790	3.465	-99,02
QATAR	50	22	-56,00	2.494	759	-69,56
BAHRAIN	6	352	5.761,17	114	4.671	3.997,72
TUNISIA	46		-100,00	2.432		-100,00
TANZANIA, UNITED REP. OF	3.052	1.400	-54,13	56.924	690	-98,79
MADAGASCAR	13		-100,00	65		-100,00
SOMALIA		1.099	-		45.900	-
KENYA	11		-100,00	41		-100,00
REUNION	100	131	31,00	175	817	368,26
MOZAMBIQUE	222		-100,00	2.845		-100,00
TOGO	13		-100,00	57		-100,00
NIGERIA	19.000		-100,00	21.907		-100,00
SIERRA LEONE	5		-100,00	13		-100,00
SENEGAL	16.473	3.206	-80,53	133.042	22.328	-83,22
SEYCHELLES	40		-100,00	2.378		-100,00
SOUTH AFRICA	2.144	2.294	6,98	28.071	16.071	-42,75
MAURITIUS	84	3	-96,43	1.141	11	-99,07
AUSTRALIA	103.294	190.285	84,22	1.113.986	1.979.082	77,66
NEW ZEALAND	57.221	47.087	-17,71	266.392	216.010	-18,91
NEW CALEDONIA	28		-100,00	441		-100,00
VANUATU	1.350		-100,00	9.635		-100,00
FIJI	2.276	2.253	-1,01	15.324	15.025	-1,95
SOLOMON ISLANDS	9	10	4,26	254	311	22,42
EAST TIMOR	139.702	122.709	-12,16	201.663	272.966	35,36
UNITED STATES	1.881.515	3.500.360	86,04	10.175.582	21.324.219	109,56
CANADA	41.751	40.508	-2,98	254.748	289.528	13,65
MEXICO	13.546		-100,00	109.137		-100,00
GUATEMALA	23.214	109.368	371,13	92.565	496.361	436,23
CHILE	44	5.983	13.362,06	408	43.756	10.624,53
COLOMBIA		630	-		5.820	-
URUGUAY	24		-100,00	362		-100,00
ECUADOR		500	-		4.644	-
DOMINICAN REPUBLIC	20		-100,00	1.770		-100,00
COSTA RICA		389	-		239	-
BARBADOS	1		-100,00	35		-100,00
FRENCH POLYNESIA	3.006	64	-97,87	1.460	853	-41,58
NETHERLANDS ANTILLES	732	25	-96,58	48	120	149,12
GUADELOUPE	20		-100,00	1.290		-100,00
U.S. VIRGIN ISLANDS	1		-100,00	10		-100,00
UNITED KINGDOM	30.468	24.399	-19,92	252.471	212.685	-15,76
NETHERLANDS	4.120	14.363	248,65	18.666	112.464	502,52
FRANCE	110.139	97.172	-11,77	534.605	539.561	0,93
GERMANY, FED. REP. OF	132.918	141.655	6,57	659.624	868.175	31,62
AUSTRIA	344	1.454	322,18	2.020	13.969	591,50
BELGIUM	98.528	130.171	32,12	826.068	1.097.482	32,86
SWITZERLAND	7.694	2.937	-61,83	75.990	28.949	-61,90

https://www.bps.go.id

TABEL 6. PERKEMBANGAN EKSPOR INDONESIA MENURUT KOMODITI DAN NEGARA TUJUAN
JANUARI-AGUSTUS 2020 DAN 2021

KOMODITI / NEGARA TUJUAN	BERAT BERSIH (KG)		PERUB	NILAI FOB (US $)		PERUB
	JAN-AGT 2020	JAN-AGT 2021	%	JAN-AGT 2020	JAN-AGT 2021	%
(1)	(2)	(3)	(4)	(5)	(6)	(7)
DENMARK	1.508	44	-97,07	3.526	1.068	-69,70
SWEDEN	10.025	5.203	-48,10	29.847	21.325	-28,55
FINLAND	485	796	64,04	5.258	14.006	166,39
IRELAND		2	-		425	-
ITALY	63.554	86.894	36,73	369.840	524.130	41,72
SPAIN	20.456	13.479	-34,11	111.414	56.196	-49,56
PORTUGAL	185	180	-2,70	983	40	-95,93
GREECE	27.998	2.695	-90,37	447.172	9.860	-97,80
HUNGARY	12.846	8.205	-36,13	58.085	38.231	-34,18
POLAND	2.641	2.772	4,97	10.895	11.383	4,48
ROMANIA	864	3.759	335,33	4.370	28.106	543,21
BULGARIA	10.271	7.132	-30,57	55.444	39.051	-29,57
LITHUANIA	60		-100,00	454		-100,00
CROATIA	27	81	200,00	307	1.242	304,30
MALTA		252	-		1.243	-
SLOVENIA	30.588	67.482	120,62	182.914	508.247	177,86
CZECH REPUBLIC	1.998	2.028	1,50	9.172	16.647	81,50
RUSSIA FEDERATION	41.668	22.403	-46,23	207.634	146.943	-29,23
SERBIA	31		-100,00	509		-100,00
PERALATAN UMUM	**6.154.693**	**7.369.338**	**19,74**	**31.879.699**	**38.183.187**	**19,77**
JAPAN	3.275.298	3.519.417	7,45	14.731.037	16.006.051	8,66
HONG KONG	166.937	281.983	68,92	610.314	961.815	57,59
KOREA, REPUBLIC OF	574.958	592.190	3,00	2.857.488	2.859.342	0,06
TAIWAN	118.485	45.866	-61,29	404.588	315.986	-21,90
CHINA	20.606	11.251	-45,40	133.703	126.199	-5,61
PAPUA NEW GUINEA	107	12.040	11.151,87	1.437	53.798	3.642,81
THAILAND	250.613	367.930	46,81	2.237.688	3.219.431	43,87
SINGAPORE	294.573	179.892	-38,93	1.108.054	1.698.995	53,33
PHILIPPINES	204.457	315.738	54,43	1.165.570	1.785.438	53,18
MALAYSIA	270.625	452.695	67,28	1.476.038	2.598.746	76,06
MYANMAR	5.261	28	-99,46	3.101	3.015	-2,77
CAMBODIA	3.939	6.694	69,95	80.566	126.491	57,00
BRUNEI DARUSSALAM	82	9.944	12.027,20	92	28.542	30.789,37
VIET NAM	192.731	139.205	-27,77	1.786.672	1.534.778	-14,10
MALDIVES	542	647	19,32	6.459	9.220	42,75
INDIA	58.078	60.638	4,41	397.700	238.829	-39,95
PAKISTAN	33.395	68.689	105,69	304.746	532.540	74,75
BANGLADESH	10	3	-68,76	378	70	-81,38
SRI LANKA	352	494	40,38	3.237	5.157	59,32
IRAQ		1	-		265	-
SAUDI ARABIA	20.074	43.711	117,76	28.846	67.646	134,51
ISRAEL	270	3	-98,89	3.492	44	-98,73
KUWAIT		12	-		160	-
JORDAN		11	-		452	-
YEMEN		400	-		500	-
UNITED ARAB EMIRATES	347	121	-65,14	5.303	4.381	-17,39
QATAR	47	644	1.270,96	1.828	16.618	809,09
BAHRAIN	5	8	66,67	194	35	-82,19
CYPRUS	12		-100,00	47		-100,00
ETHIOPIA	24		-100,00	962		-100,00
TANZANIA, UNITED REP. OF	164	10	-94,21	1.153	735	-36,21
SOMALIA	552	1.938	251,00	1.386	250	-81,96
KENYA	4	34	742,25	102	1.105	977,88
REUNION		386	-		2.521	-
MOZAMBIQUE	18		-100,00	960		-100,00
TOGO	3		-100,00	15		-100,00
ANGOLA	9		-100,00	755		-100,00
NIGERIA	6.753	7.076	4,78	10.030	15.097	50,53
COTE D'IVOIRE		6	-		28	-
SENEGAL		1	-		14	-
SEYCHELLES	1		-100,00	28		-100,00
NIGER		3.218	-		8.301	-
DJIBOUTI	258		-100,00	4.721		-100,00
SOUTH AFRICA	28.540	35.486	24,33	246.514	287.287	16,54
MAURITIUS	22	1.156	5.154,55	5	1.646	32.459,51
AUSTRALIA	402.797	901.316	123,76	1.134.066	3.095.512	172,96
NEW ZEALAND	12.454	14.855	19,28	33.895	44.758	32,05
VANUATU	120		-100,00	2.314		-100,00
SOLOMON ISLANDS	19	67	250,44	115	1.085	841,12
EAST TIMOR	33.872	52.819	55,94	34.921	78.930	126,02
UNITED STATES	73.619	100.429	36,42	2.468.971	1.432.645	-41,97
CANADA	29.308	21.754	-25,77	23.784	65.786	176,60
MEXICO	5	48	778,31	194	552	183,84
PANAMA	23	6	-75,23	519	33	-93,58
CHILE		0	-		2	-
VENEZUELA	380		-100,00	3.406		-100,00
ARGENTINA	842	1.349	60,21	13.731	16.164	17,72
BRAZIL	1.391	2.649	90,40	39.854	98.624	147,46
COLOMBIA		0	-		12	-
PERU		7	-		53	-
JAMAICA	5		-100,00	176		-100,00
BARBADOS	0		-100,00	129		-100,00
GRENADA	11		-100,00	279		-100,00
UNITED KINGDOM	2.010	5.160	156,69	17.098	64.362	276,43
NETHERLANDS	27.428	41.335	50,71	79.368	133.730	68,49
FRANCE	17.543	25.333	44,41	108.003	94.362	-12,63
GERMANY, FED. REP. OF	7.453	7.390	-0,85	162.215	157.878	-2,67

https://www.bpsbogor.id

TABEL 6. PERKEMBANGAN EKSPOR INDONESIA MENURUT KOMODITI DAN NEGARA TUJUAN
JANUARI-AGUSTUS 2020 DAN 2021

KOMODITI / NEGARA TUJUAN	BERAT BERSIH (KG)		PERUB	NILAI FOB (US $)		PERUB
	JAN-AGT 2020	JAN-AGT 2021	%	JAN-AGT 2020	JAN-AGT 2021	%
(1)	(2)	(3)	(4)	(5)	(6)	(7)
AUSTRIA	4	3	-26,47	150	32	-78,51
BELGIUM	13.181	5.789	-56,08	88.167	64.851	-26,45
LUXEMBOURG		3	-		20	-
DENMARK	7		-100,00	399		-100,00
SWEDEN	284	22.341	7.771,70	3.860	61.994	1.505,98
IRELAND	132	4.262	3.134,91	10.735	229.001	2.033,17
ITALY	131	365	178,84	2.727	7.713	182,82
SPAIN	1.057	223	-78,89	1.792	2.031	13,29
POLAND	1		-100,00	41		-100,00
ROMANIA		14	-		517	-
BULGARIA		1	-		198	-
KAZAKHSTAN	60		-100,00	16.333		-100,00
SLOVAKIA		68	-		900	-
RUSSIA FEDERATION	1.260	1.212	-3,80	9.377	12.223	30,36
SERBIA	1.144	975	-14,77	7.870	7.692	-2,26
EMBER, KALENG, DRUM DAN WADAH SEJENIS DARI LOGAM	**5.277.334**	**7.904.452**	**49,78**	**19.606.649**	**36.564.468**	**86,49**
JAPAN	408.897	140.714	-65,59	1.527.916	243.305	-84,08
HONG KONG	1	12	2.280,00	1	228	45.580,00
KOREA, REPUBLIC OF	52.956	4.667	-91,19	177.100	23.602	-86,67
TAIWAN	86.099	23.921	-72,22	171.062	94.872	-44,54
CHINA	19.812	29.900	50,92	38.381	77.873	102,90
PAPUA NEW GUINEA	664.544	4.037.256	507,52	2.465.865	20.630.880	736,66
THAILAND	895.419	112.232	-87,47	2.101.568	464.709	-77,89
SINGAPORE	501.855	889.411	77,22	2.374.763	4.310.110	81,50
PHILIPPINES	212.075	93.437	-55,94	1.066.026	367.330	-65,54
MALAYSIA	233.067	328.960	41,14	1.419.212	2.129.478	50,05
MYANMAR	118.637		-100,00	431.305		-100,00
CAMBODIA	64.295	115.406	79,49	252.309	653.272	158,92
BRUNEI DARUSSALAM	200		-100,00	1.050		-100,00
VIET NAM	426.573	659.526	54,61	2.025.555	2.398.327	18,40
MALDIVES	383	137	-64,23	12.134	422	-96,52
INDIA	137.858	261.411	89,62	415.723	933.088	124,45
PAKISTAN	18.212	6.200	-65,96	136.813	39.205	-71,34
SRI LANKA	1.231	10.066	717,90	10.192	64.668	534,51
SAUDI ARABIA	4.239		-100,00	18.612		-100,00
UNITED ARAB EMIRATES	21.893	59.519	171,87	141.391	274.483	94,13
REUNION	16.720	17.556	5,00	62.867	65.746	4,58
NIGERIA		683	-		285	-
COTE D'IVOIRE		3.244	-		20.942	-
SOUTH AFRICA	63		-100,00	600		-100,00
MAURITIUS	522.382	339.700	-34,97	1.566.718	934.517	-40,35
AUSTRALIA	4.282	3.512	-17,99	16.817	54.979	226,93
NEW ZEALAND	199	0	-99,92	706	11	-98,40
NEW CALEDONIA	300.847	292.255	-2,86	1.101.905	1.067.221	-3,15
SOLOMON ISLANDS	149.930	67.080	-55,26	533.335	232.728	-56,36
EAST TIMOR	56.422	79.025	40,06	123.078	125.685	2,12
UNITED STATES	329.495	281.094	-14,69	1.250.757	1.066.202	-14,76
CANADA	52		-100,00	83		-100,00
MEXICO	2.180	29.727	1.263,72	15.332	156.026	917,66
NICARAGUA	13.177	13.613	3,31	54.085	101.432	87,54
PERU	184		-100,00	461		-100,00
UNITED KINGDOM		140	-		37	-
NETHERLANDS	257	608	136,58	248	4.623	1.762,46
FRANCE	87	366	320,80	358	3.280	815,01
GERMANY, FED. REP. OF	656	171	-73,90	571	10.132	1.674,35
BELGIUM	168	891	430,06	2.747	2.298	-16,35
DENMARK	414	40	-90,34	767	129	-83,23
SWEDEN		1.090	-		10.714	-
ITALY	2	730	36.400,00	8	428	5.298,99
UKRAINE	11.497		-100,00	87.631		-100,00
CZECH REPUBLIC	77	153	100,00	600	1.200	100,00
TANGKI, TANDON AIR DAN WADAH DARI LOGAM	**6.072.489**	**6.528.741**	**7,51**	**10.372.626**	**14.091.870**	**35,86**
JAPAN	462.338	891.748	92,88	2.538.140	3.867.205	52,36
HONG KONG	89.404	88.900	-0,56	49.250	49.200	-0,10
KOREA, REPUBLIC OF	91.570	25.703	-71,93	636.481	23.787	-96,26
TAIWAN	97.530	4.536	-95,35	131.548	29.627	-77,48
CHINA	63.123	56.650	-10,26	265.980	161.212	-39,39
THAILAND	524.349	94.402	-82,00	99.383	12.608	-87,31
SINGAPORE	2.632.548	2.173.716	-17,43	3.399.379	2.955.782	-13,05
PHILIPPINES	267	17.070	6.290,86	3.539	14.309	304,36
MALAYSIA	1.631.126	1.466.206	-10,11	132.420	161.618	22,05
CAMBODIA		7.200	-		12.500	-
BRUNEI DARUSSALAM	280	475	69,64	365	16.400	4.393,15
VIET NAM	41.981	656.983	1.464,94	346.605	3.491.091	907,22
INDIA	58.899	447.298	659,43	244.002	934.275	282,90
PAKISTAN	12.105	12.756	5,39	89.240	88.286	-1,07
BANGLADESH		105.994	-		746.540	-
IRAN (ISLAMIC REPUBLIC OF)		9.829	-		61.220	-
KUWAIT	8.187		-100,00	67.981		-100,00
UNITED ARAB EMIRATES	35.259	42.232	19,78	223.085	274.469	23,03
LIBERIA		90	-		13.050	-
CAMEROON	460	4.910	967,39	4.750	35.350	644,21
NIGERIA	10.042	180	-98,21	123.550	7.550	-93,89
COTE D'IVOIRE		4.500	-		17.500	-

https://www.bps.go.id

TABEL 6. PERKEMBANGAN EKSPOR INDONESIA MENURUT KOMODITI DAN NEGARA TUJUAN
JANUARI-AGUSTUS 2020 DAN 2021

KOMODITI / NEGARA TUJUAN	BERAT BERSIH (KG)		PERUB	NILAI FOB (US $)		PERUB
	JAN-AGT 2020	JAN-AGT 2021	%	JAN-AGT 2020	JAN-AGT 2021	%
(1)	(2)	(3)	(4)	(5)	(6)	(7)
DEMOCRATIC REP. OF THE CONGO		12.850	-		43.160	-
AUSTRALIA	199.861	156.461	-21,72	980.640	732.350	-25,32
EAST TIMOR	35.083	60.093	71,29	64.003	58.411	-8,74
UNITED STATES	53.001	11.404	-78,48	824.124	264.038	-67,96
BRAZIL	400		-100,00	67.080		-100,00
NETHERLANDS	15.805		-100,00	58.000		-100,00
GERMANY, FED. REP. OF	567	163.201	28.708,65	710	13.105	1.745,74
BELGIUM	8.305	13.355	60,80	22.372	7.229	-67,69
ALAT POTONG DAN PERKAKAS TANGAN RUMAH TANGGA	**1.115.293**	**1.218.155**	**9,22**	**11.828.376**	**13.819.591**	**16,83**
JAPAN	4.054	1.415	-65,09	76.085	22.896	-69,91
HONG KONG	724	10	-98,56	938	401	-57,23
KOREA, REPUBLIC OF	3.447	1.631	-52,68	67.686	49.587	-26,74
TAIWAN	5	45	800,00	10	533	5.228,00
CHINA	18.286	935	-94,89	90.839	11.577	-87,26
PAPUA NEW GUINEA	244	0	-99,90	935	1	-99,95
THAILAND		15	-		84	-
SINGAPORE	15.885	11.093	-30,17	119.249	203.964	71,04
PHILIPPINES	995	72	-92,81	13.713	692	-94,95
MALAYSIA	505	1.720	240,59	4.421	20.571	365,30
CAMBODIA	61	67	9,74	1.016	405	-60,13
BRUNEI DARUSSALAM	322	366	13,41	8.224	6.465	-21,39
VIET NAM	718	5.030	600,50	10.810	362.732	3.255,66
MALDIVES	684	2.239	227,16	1.953	13.055	568,33
INDIA	574		-100,00	7.875		-100,00
PAKISTAN		250	-		14.400	-
SRI LANKA	228	273	19,59	1.700	1.984	16,68
IRAQ		321	-		1.598	-
SAUDI ARABIA		20	-		494	-
ISRAEL	7.343	1.514	-79,38	74.944	17.348	-76,85
JORDAN	473		-100,00	40		-100,00
LEBANON	35	3.315	9.508,70	780	29.265	3.651,86
TURKEY	6.386	5.072	-20,58	82.812	68.953	-16,74
UNITED ARAB EMIRATES	1.316	2.108	60,19	7.327	3.114	-57,50
QATAR	655	58	-91,15	9.319	907	-90,27
NIGERIA	290		-100,00	215		-100,00
SENEGAL		60	-		415	-
SOUTH AFRICA	6	2.162	35.933,33	10	28.984	284.058,82
COMOROS	343		-100,00	1.168		-100,00
MAYOTTE		0	-		13	-
AUSTRALIA	585	4.595	686,13	3.449	95.112	2.657,40
NEW ZEALAND	27	35	29,75	1.069	753	-29,61
NEW CALEDONIA	4	6	40,00	19	680	3.543,06
NORTHERN MARIANA ISLANDS	54		-100,00	2.569		-100,00
COOK ISLANDS		53	-		1.640	-
FIJI	538	522	-3,05	7.634	8.340	9,24
KIRIBATI	165	86	-47,59	12.427	4.272	-65,62
SOLOMON ISLANDS	7.393	279	-96,22	50.638	12.098	-76,11
EAST TIMOR	7.120	8.334	17,05	14.228	29.476	107,16
UNITED STATES	516.823	647.692	25,32	6.106.714	7.629.108	24,93
CANADA		1.150	-		10.392	-
MEXICO	2.149	4	-99,83	55.090	233	-99,58
NICARAGUA	822		-100,00	9.070		-100,00
BRAZIL	5	11.591	257.477,11	20	135.534	684.414,44
URUGUAY	2.588	6.578	154,15	41.947	93.935	123,94
COSTA RICA	1.833		-100,00	19.275		-100,00
UNITED KINGDOM	4.760	47.923	906,73	41.879	366.127	774,25
NETHERLANDS	1.386	10.011	622,35	30.701	4.074	-86,73
FRANCE	25	425	1.634,20	181	25.833	14.163,41
GERMANY, FED. REP. OF	324.535	328.716	1,29	3.285.610	3.355.059	2,11
AUSTRIA	29.390		-100,00	156.590		-100,00
BELGIUM	1.453	1.768	21,69	20.203	20.884	3,37
SWITZERLAND	66.503	40.145	-39,63	574.916	346.452	-39,74
DENMARK	2.756	2.342	-15,02	33.954	32.996	-2,82
SWEDEN	36.590	23.020	-37,09	246.539	158.523	-35,70
ITALY	6.836	13.589	98,80	226.765	386.059	70,25
SPAIN	668		-100,00	20		-100,00
PORTUGAL	758		-100,00	113		-100,00
GREECE	2.398		-100,00	22.292		-100,00
POLAND		395	-		2.508	-
ROMANIA		1.950	-		20.363	-
LITHUANIA	169		-100,00	1.210		-100,00
SLOVAKIA	22.142	18.040	-18,53	166.166	133.607	-19,59
SLOVENIA		926	-		18.884	-
RUSSIA FEDERATION	11.241	8.194	-27,11	115.018	66.214	-42,43
GENERATOR UAP, BUKAN KETEL PEMANAS	**1.396.545**	**1.782.874**	**27,66**	**7.266.287**	**7.446.333**	**2,48**
JAPAN	110.782	75	-99,93	742.409	20	-100,00
HONG KONG	195		-100,00	3.097		-100,00
KOREA, REPUBLIC OF	78	346.735	442.728,23	630	955.834	151.619,74
TAIWAN	2.440		-100,00	20.600		-100,00
CHINA	116	61	-47,71	5.543	4.510	-18,63
PAPUA NEW GUINEA	495	2.041	312,82	26.976	47.718	76,89
THAILAND	281.898	142.175	-49,57	1.721.836	1.141.553	-33,70
SINGAPORE	14.800	7.223	-51,20	159.623	109.263	-31,55
PHILIPPINES	97.348	169.512	74,13	530.984	903.826	70,22

https://www.bpsgo.id

TABEL 6. PERKEMBANGAN EKSPOR INDONESIA MENURUT KOMODITI DAN NEGARA TUJUAN
JANUARI-AGUSTUS 2020 DAN 2021

KOMODITI / NEGARA TUJUAN	BERAT BERSIH (KG)		PERUB	NILAI FOB (US $)		PERUB
	JAN-AGT 2020	JAN-AGT 2021	%	JAN-AGT 2020	JAN-AGT 2021	%
(1)	(2)	(3)	(4)	(5)	(6)	(7)
MALAYSIA	222.834	174	-99,92	850.021	731	-99,91
MYANMAR	9.297		-100,00	107.090		-100,00
VIET NAM	44.076	47.281	7,27	508.739	554.549	9,00
INDIA	5		-100,00	2		-100,00
PAKISTAN		572.372	-		1.610.745	-
BANGLADESH	5.726	134	-97,65	82.895	5.019	-93,95
SRI LANKA	110		-100,00	1.022		-100,00
IRAQ		33.550	-		271.755	-
TURKEY	4.996		-100,00	79.812		-100,00
BAHRAIN		384.686	-		1.092.089	-
LIBERIA		2.025	-		14.850	-
GUINEA		63	-		1.612	-
CAMEROON	45	8.810	19.477,78	1.034	74.407	7.098,45
NIGERIA		810	-		6.800	-
AUSTRALIA	397	67	-83,12	2.840	985	-65,32
NEW ZEALAND		64.397	-		642.629	-
EAST TIMOR		5	-		20	-
CHILE	150.939		-100,00	760.250		-100,00
UNITED KINGDOM	61	18	-71,54	999	735	-26,45
NETHERLANDS	327.525		-100,00	981.138		-100,00
FRANCE	756		-100,00	8.223		-100,00
GERMANY, FED. REP. OF	12.116	538	-95,56	155.288	5.000	-96,78
ITALY	341	123	-63,85	2.066	1.683	-18,52
SPAIN	116		-100,00	2.350		-100,00
ROMANIA	68		-100,00	720		-100,00
ARMENIA	35		-100,00	935		-100,00
GEORGIA	108.919		-100,00	508.666		-100,00
CZECH REPUBLIC	32		-100,00	500		-100,00
BARANG DARI LOGAM BUKAN ALUMINIUM SIAP PASANG	**2.499.977**	**1.520.664**	**-39,17**	**4.249.092**	**2.309.145**	**-45,66**
JAPAN	2.035	1.175	-42,26	11.179	5.439	-51,34
KOREA, REPUBLIC OF		20	-		5	-
CHINA	486	550	13,17	10.324	7.500	-27,35
PAPUA NEW GUINEA	20		-100,00	264		-100,00
SINGAPORE	2.410.060	1.357.195	-43,69	3.970.685	1.965.041	-50,51
PHILIPPINES		9.411	-		31.611	-
MALAYSIA	4.227	904	-78,62	8.348	4.625	-44,60
MYANMAR	56.976	28.371	-50,21	158.973	69.384	-56,35
BRUNEI DARUSSALAM	6.873		-100,00	12.234		-100,00
INDIA	733	8.337	1.038,16	9.621	10.335	7,42
ISRAEL	4.985	89	-98,21	6.137	1.350	-78,00
OMAN		600	-		2.760	-
UNITED ARAB EMIRATES	307		-100,00	1.293		-100,00
KENYA	60		-100,00	1.470		-100,00
REUNION		90	-		18	-
SOUTH AFRICA		74.070	-		85.228	-
AUSTRALIA	1.513	4.538	200,00	6.177	20.278	228,26
NEW ZEALAND	269	817	203,53	2.265	6.375	181,49
PALAU	75		-100,00	138		-100,00
EAST TIMOR	1.636	1.897	15,93	1.349	1.309	-3,02
UNITED STATES	661	3.020	356,62	8.695	24.126	177,46
FRENCH POLYNESIA		9.670	-		22.595	-
UNITED KINGDOM	1.854	2.063	11,26	7.526	5.891	-21,73
NETHERLANDS	644	2.636	309,32	889	13.020	1.365,25
FRANCE	4.459	7.901	77,21	27.992	16.940	-39,48
BELGIUM	1.055	7.006	564,18	1.847	10.537	470,58
SWITZERLAND		178	-		3.097	-
DENMARK	82		-100,00	90		-100,00
ITALY	100		-100,00	781		-100,00
POLAND	422		-100,00	803		-100,00
CZECH REPUBLIC	446		-100,00	12		-100,00
RUSSIA FEDERATION		130	-		1.680	-
BARANG DARI LOGAM ALUMINIUM SIAP PASANG UNTUK KONSTRUKSI	**948.365**	**1.405.335**	**48,18**	**6.009.149**	**7.500.246**	**24,81**
JAPAN	289.273	293.344	1,41	2.622.485	2.809.157	7,12
KOREA, REPUBLIC OF	548	833	51,93	14.439	15.227	5,46
TAIWAN	373	42	-88,74	2.967	369	-87,56
CHINA	1.841	74	-95,97	22.621	28.565	26,28
THAILAND	38.725	36.011	-7,01	290.941	270.101	-7,16
SINGAPORE	79.614	106.671	33,98	189.664	439.096	131,51
PHILIPPINES	80	1.094	1.267,50	1.020	12.423	1.118,43
MYANMAR	16.477	648	-96,07	238.407	13.459	-94,35
VIET NAM	71.992	19.371	-73,09	1.118.924	301.327	-73,07
INDIA		1.010	-		7.101	-
UNITED ARAB EMIRATES	3.415		-100,00	61.178		-100,00
NIGER		3.050	-		61.118	-
AUSTRALIA	17.250	2.309	-86,61	55.207	20.967	-62,02
EAST TIMOR	25.923	9.561	-63,12	25.623	13.412	-47,66
UNITED STATES	349.847	878.794	151,19	1.226.636	3.351.660	173,24
CANADA	48.652	51.778	6,42	133.370	144.500	8,35
NETHERLANDS	151		-100,00	47		-100,00
FRANCE	2.249	262	-88,35	1.731	2.208	27,53
GERMANY, FED. REP. OF		14	-		50	-
BELGIUM	129		-100,00	181		-100,00
ITALY	1.825		-100,00	3.707		-100,00
POLAND		55	-		187	-

https://www.bps.go.id

TABEL 6. PERKEMBANGAN EKSPOR INDONESIA MENURUT KOMODITI DAN NEGARA TUJUAN
JANUARI-AGUSTUS 2020 DAN 2021

KOMODITI / NEGARA TUJUAN	BERAT BERSIH (KG)		PERUB	NILAI FOB (US $)		PERUB
	JAN-AGT 2020	JAN-AGT 2021	%	JAN-AGT 2020	JAN-AGT 2021	%
(1)	(2)	(3)	(4)	(5)	(6)	(7)
RUSSIA FEDERATION		415	-		9.319	-
BRANKAS, FILLING KANTOR DAN SEJENISNYA	**2.340.884**	**2.672.504**	**14,17**	**4.408.269**	**5.643.795**	**28,03**
JAPAN	545	146	-73,27	2.140	416	-80,56
HONG KONG	54.879	70.058	27,66	115.991	144.843	24,87
KOREA, REPUBLIC OF	28.487	50.456	77,12	95.044	165.319	73,94
TAIWAN	12.455	22.831	83,31	27.194	67.254	147,31
CHINA	241.953	338.286	39,81	500.253	764.357	52,79
THAILAND	307.984	351.126	14,01	558.371	651.607	16,70
SINGAPORE	70.252	16.079	-77,11	98.029	56.397	-42,47
PHILIPPINES	200	757	278,33	57.858	4.328	-92,52
MALAYSIA	71.230	110.799	55,55	132.499	198.352	49,70
CAMBODIA	22.214	3.756	-83,09	45.547	18.723	-58,89
VIET NAM	2.540	1.484	-41,59	8.986	12.332	37,24
MALDIVES	695	7.851	1.029,64	802	17.319	2.059,48
INDIA	1.732		-100,00	6.919		-100,00
BANGLADESH	39.356	133.248	238,57	42.816	147.840	245,29
SRI LANKA	17	556	3.093,10	920	7.208	683,52
SAUDI ARABIA	38.467	364	-99,05	77.614	1.812	-97,67
ISRAEL	169	1.470	769,67	1.519	20.962	1.279,94
KUWAIT	25.549	6.153	-75,92	52.869	19.054	-63,96
JORDAN	8.394		-100,00	9.964		-100,00
LEBANON	37.560	16.153	-56,99	55.969	30.857	-44,87
UNITED ARAB EMIRATES	70.592	98.440	39,45	176.695	196.307	11,10
QATAR	37.689	7.700	-79,57	75.069	11.924	-84,12
CYPRUS		9.676	-		27.727	-
LIBYAN ARAB JAMAHIRIYA		8.600	-		31.950	-
ETHIOPIA	40.803	18.540	-54,56	41.605	19.599	-52,89
TANZANIA, UNITED REP. OF	3.096		-100,00	3.948		-100,00
KENYA	11.011		-100,00	40.118		-100,00
MOZAMBIQUE		3.852	-		7.146	-
GUINEA	185		-100,00	15		-100,00
DJIBOUTI	48.924	245.880	402,58	47.682	263.826	453,30
SOUTH AFRICA	7.392	13.617	84,21	11.462	25.191	119,78
RWANDA		2.665	-		3.380	-
AUSTRALIA	415.162	135.534	-67,35	525.567	405.607	-22,82
NEW ZEALAND	30.364	45.865	51,05	70.858	321.401	353,59
FIJI	24.864		-100,00	23.344		-100,00
SOLOMON ISLANDS	11.850	3.308	-72,09	10.564	10.276	-2,73
EAST TIMOR	57.985	116.402	100,74	67.720	82.502	21,83
UNITED STATES	590	3.159	435,57	4.608	23.103	401,37
CANADA	912	6.092	567,98	1.675	15.082	800,55
GUYANA		6.650	-		9.785	-
JAMAICA	10.449		-100,00	16.637		-100,00
DOMINICA		3.500	-		5.150	-
SAINT LUCIA	6.610	7.829	18,44	10.074	11.114	10,32
GUADELOUPE	24		-100,00	563		-100,00
UNITED KINGDOM	162.925	94.430	-42,04	365.201	210.789	-42,28
NETHERLANDS	311.239	423.814	36,17	742.801	1.203.620	62,04
FRANCE	343	1.915	458,38	3.001	19.329	544,16
BELGIUM	2.312	4.999	116,26	21.936	52.430	139,01
DENMARK	39.757	154.744	289,22	70.758	162.272	129,33
NORWAY	680		-100,00	8.570		-100,00
SWEDEN		23.615	-		43.341	-
IRELAND	29.941	20.218	-32,47	54.949	29.576	-46,18
ITALY	19.154	79.270	313,86	30.140	121.310	302,49
SPAIN	22.278		-100,00	52.900		-100,00
PORTUGAL		620	-		1.079	-
POLAND	9.074		-100,00	38.506		-100,00
KEPERLUAN RUMAH TANGGA DARI LOGAM	**173.058**	**191.585**	**10,71**	**1.049.423**	**1.234.438**	**17,63**
JAPAN	3.783	7.686	103,17	34.833	66.641	91,31
HONG KONG		48	-		233	-
KOREA, REPUBLIC OF	1.751	2.118	20,94	18.670	11.515	-38,32
CHINA	14.540	10.516	-27,68	88.948	34.010	-61,76
THAILAND	1.565	902	-42,34	22.064	11.178	-49,34
SINGAPORE	2.243	15.832	605,75	11.538	114.735	894,40
PHILIPPINES	0	15	27.952,83	97	341	251,87
MALAYSIA	926	201	-78,30	1.899	290	-84,71
MYANMAR	75		-100,00	629		-100,00
VIET NAM	19.513	10.675	-45,29	219.693	157.274	-28,41
MALDIVES	220	53	-75,95	957	4.450	365,03
INDIA	2	70	3.375,50	27	594	2.101,33
PAKISTAN	103		-100,00	37		-100,00
BANGLADESH	2.101	1.808	-13,94	45.522	30.802	-32,34
SAUDI ARABIA		3	-		172	-
UNITED ARAB EMIRATES	976		-100,00	299		-100,00
QATAR		20	-		35	-
TANZANIA, UNITED REP. OF		1	-		2	-
KENYA	100		-100,00	131		-100,00
MOZAMBIQUE	40		-100,00	653		-100,00
NIGERIA	5.208		-100,00	3.330		-100,00
SEYCHELLES	2.700	13	-99,52	14.585	360	-97,53
SOUTH AFRICA	400	920	130,06	1.705	7.008	311,05
AUSTRALIA	42.825	46.960	9,65	416.563	435.525	4,55
NEW ZEALAND	1.183	2.655	124,38	12.437	19.517	56,93

https://www.bps.go.id

TABEL 6. PERKEMBANGAN EKSPOR INDONESIA MENURUT KOMODITI DAN NEGARA TUJUAN
JANUARI-AGUSTUS 2020 DAN 2021

KOMODITI / NEGARA TUJUAN	BERAT BERSIH (KG)		PERUB	NILAI FOB (US $)		PERUB
	JAN-AGT 2020	JAN-AGT 2021	%	JAN-AGT 2020	JAN-AGT 2021	%
(1)	(2)	(3)	(4)	(5)	(6)	(7)
FIJI	102		-100,00	1.586		-100,00
EAST TIMOR	55.942	63.777	14,01	52.223	60.668	16,17
UNITED STATES	497	20.160	3.954,73	7.313	206.035	2.717,44
CANADA	2		-100,00	1		-100,00
MEXICO		2	-		29	-
CHILE	24		-100,00	384		-100,00
COSTA RICA		98	-		39	-
ANTIGUA AND BARBUDA		339	-		320	-
TURKS AND CAICOS ISLANDS		304	-		193	-
UNITED KINGDOM	1.882	1.361	-27,67	13.205	26.437	100,21
NETHERLANDS		775	-		2.025	-
FRANCE	146	315	115,75	2.431	5.376	121,16
GERMANY, FED. REP. OF	6.369	585	-90,82	9.423	989	-89,51
BELGIUM	1.001		-100,00	8.766		-100,00
SWITZERLAND		53	-		1.850	-
DENMARK	1.000	3.249	224,90	17.273	35.249	104,07
NORWAY	21		-100,00	204		-100,00
SWEDEN	427		-100,00	12.223		-100,00
ITALY		11	-		403	-
SPAIN	50	60	20,00	75	143	90,19
CZECH REPUBLIC	5.340		-100,00	29.700		-100,00
ALAT POTONG DAN PERKAKAS TANGAN UNTUK PERTANIAN	**17.704**	**82.932**	**368,45**	**56.761**	**237.880**	**319,09**
JAPAN	34		-100,00	322		-100,00
HONG KONG		1	-		210	-
CHINA	37	211	471,04	450	11.813	2.527,89
PAPUA NEW GUINEA	5		-100,00	261		-100,00
THAILAND	63	102	60,88	100	319	219,42
SINGAPORE	570	313	-45,08	22.921	27.875	21,61
PHILIPPINES	1		-100,00	3		-100,00
MALAYSIA	4		-100,00	14.849		-100,00
MALDIVES	67		-100,00	90		-100,00
SRI LANKA		2.750	-		941	-
OMAN		3	-		3	-
NIGERIA		15.825	-		17.535	-
GABON		29.482	-		139.808	-
NEW CALEDONIA	450		-100,00	1.870		-100,00
EAST TIMOR	16.288	33.817	107,62	9.668	28.263	192,35
UNITED STATES	6	273	4.380,33	663	3.893	487,16
UNITED KINGDOM		10	-		57	-
NETHERLANDS	75	16	-79,14	250	18	-92,64
FRANCE	96	129	34,30	5.227	7.144	36,68
GERMANY, FED. REP. OF	6		-100,00	88		-100,00
SENJATA DAN AMUNISI	**6.499**	**52.303**	**704,83**	**223.250**	**1.278.914**	**472,86**
PHILIPPINES		0	-		6	-
BRUNEI DARUSSALAM	24		-100,00	1.158		-100,00
VIET NAM		1	-		38	-
BANGLADESH		422	-		61.072	-
NEW ZEALAND		717	-		38.536	-
UNITED STATES		50.630	-		199.230	-
CANADA	5.262		-100,00	167.992		-100,00
FRANCE	5		-100,00	45		-100,00
GERMANY, FED. REP. OF		470	-		233.401	-
BELGIUM	1.208		-100,00	54.055		-100,00
SWITZERLAND		47	-		627.621	-
NORWAY		15	-		119.009	-
BARANG LOGAM LAINNYA	**48.427.752**	**48.878.534**	**0,93**	**166.205.992**	**194.501.150**	**17,02**
JAPAN	3.916.778	4.765.783	21,68	13.896.434	18.977.018	36,56
HONG KONG	145.352	111.261	-23,45	448.751	706.826	57,51
KOREA, REPUBLIC OF	939.391	89.418	-90,48	3.816.760	555.013	-85,46
TAIWAN	608.234	180.039	-70,40	1.087.857	1.452.187	33,49
CHINA	1.387.239	1.145.946	-17,39	4.059.645	6.106.818	50,43
PAPUA NEW GUINEA	427.492	486.850	13,89	873.656	980.316	12,21
THAILAND	3.059.925	2.252.501	-26,39	10.338.086	13.758.825	33,09
SINGAPORE	10.749.162	11.044.814	2,75	68.940.329	79.369.801	15,13
PHILIPPINES	440.820	482.824	9,53	1.659.307	2.415.602	45,58
MALAYSIA	1.806.061	2.129.808	17,93	3.631.645	4.134.681	13,85
MYANMAR	3.716	90	-97,58	22.334	3.983	-82,16
CAMBODIA	15.324	1.442	-90,59	83.063	25.073	-69,81
BRUNEI DARUSSALAM	604	1.936	220,46	1.567	16.752	968,76
LAO PEOPLE'S DEM. REP.	137		-100,00	4.279		-100,00
VIET NAM	951.460	1.289.344	35,51	3.884.973	4.842.216	24,64
MALDIVES	4.380	7.446	70,00	85.408	105.340	23,34
INDIA	569.465	637.777	12,00	4.342.633	5.575.399	28,39
PAKISTAN	55.848	106.260	90,26	340.013	599.010	76,17
BANGLADESH	25.529	150.590	489,87	21.585	170.223	688,60
SRI LANKA	4.407	980	-77,76	67.564	15.916	-76,44
IRAQ		1	-		514	-
SAUDI ARABIA	26.442	4.448	-83,18	118.075	28.130	-76,18
ISRAEL	784	2.708	245,50	3.285	12.907	292,92
KUWAIT	140	562	301,64	1.276	15.052	1.079,29
JORDAN	730	252	-65,48	10.364	1.890	-81,76
LEBANON	40		-100,00	618		-100,00
OMAN	43.098	53.372	23,84	128.542	169.993	32,25
TURKEY	8.937	32.861	267,68	29.230	179.122	512,80

https://www.bps.go.id

TABEL 6. PERKEMBANGAN EKSPOR INDONESIA MENURUT KOMODITI DAN NEGARA TUJUAN
JANUARI-AGUSTUS 2020 DAN 2021

KOMODITI / NEGARA TUJUAN	BERAT BERSIH (KG)		PERUB	NILAI FOB (US $)		PERUB
	JAN-AGT 2020	JAN-AGT 2021	%	JAN-AGT 2020	JAN-AGT 2021	%
(1)	(2)	(3)	(4)	(5)	(6)	(7)
UNITED ARAB EMIRATES	258.247	352.238	36,40	276.436	733.454	165,33
QATAR	4.984	6.286	26,11	46.865	78.038	66,52
BAHRAIN	1.086	483	-55,52	15.237	2.116	-86,12
CYPRUS	1.438		-100,00	19.182		-100,00
EGYPT	489	11.265	2.202,01	1.135	34.620	2.950,37
LIBYAN ARAB JAMAHIRIYA	195		-100,00	270		-100,00
MOROCCO	567	218	-61,55	1.449	244	-83,13
TUNISIA	60	85	41,67	3.645	2.504	-31,31
ALGERIA		23	-		313	-
ETHIOPIA	357	3	-99,23	30.439	65	-99,79
TANZANIA, UNITED REP. OF	10.758	4.949	-53,99	16.706	1.630	-90,24
MADAGASCAR	1.901		-100,00	1.794		-100,00
KENYA	675	120	-82,21	5.655	770	-86,38
REUNION	5.732	4.722	-17,62	19.562	18.181	-7,06
TOGO	1.485		-100,00	961		-100,00
GHANA	34.348	18.000	-47,60	283.130	27.000	-90,46
LIBERIA		13	-		75	-
ANGOLA		32.622	-		1.147.959	-
CONGO		3	-		21	-
NIGERIA		140	-		1.139	-
GABON	57		-100,00	252		-100,00
COTE D'IVOIRE	110	300.057	272.679,09	393	289.976	73.711,44
SENEGAL		290	-		3.536	-
BENIN	5.235		-100,00	165.640		-100,00
GAMBIA		17	-		75	-
SEYCHELLES	4.368	298	-93,18	29.984	8.767	-70,76
CENTRAL AFRICAN REPUBLIC	542.000	1.296.000	139,11	427.670	1.259.265	194,45
NIGER	1.184		-100,00	1.961		-100,00
DJIBOUTI	11		-100,00	31		-100,00
SOUTH AFRICA	5.042	5.259	4,30	30.054	63.060	109,82
MAURITIUS	364.248	132.978	-63,49	552.022	207.914	-62,34
MAYOTTE	140	8	-94,29	742	270	-63,67
AUSTRALIA	13.568.117	11.955.023	-11,89	17.581.442	19.866.236	13,00
NEW ZEALAND	1.519.351	1.324.505	-12,82	2.220.081	2.100.800	-5,37
GUAM	9	5	-44,44	188	20	-89,38
PALAU	855		-100,00	4.751		-100,00
NEW CALEDONIA	3.182	6.233	95,88	21.391	24.966	16,71
NORTHERN MARIANA ISLANDS	90	70	-22,22	273	120	-55,97
VANUATU	1.687	255	-84,88	2.302	581	-74,75
WALLIS AND FUTUNA ISLANDS	69	240	247,83	427	63	-85,27
COOK ISLANDS	977		-100,00	4.158		-100,00
FIJI	3.848	483	-87,45	4.187	4.118	-1,64
SOLOMON ISLANDS	23.830	247	-98,97	25.085	1.960	-92,19
TONGA		88	-		498	-
EAST TIMOR	1.322.283	3.258.385	146,42	1.021.648	2.258.070	121,02
UNITED STATES	1.522.047	1.965.782	29,15	11.982.252	14.590.076	21,76
CANADA	144.463	18.120	-87,46	442.432	110.396	-75,05
MEXICO	225.447	2.634	-98,83	1.347.752	5.738	-99,57
GUATEMALA		950	-		2.558	-
HONDURAS	2.044	6.920	238,54	36.585	126.446	245,62
NICARAGUA	5.475	4.603	-15,93	22.643	23.767	4,96
PANAMA	1.155	290	-74,89	13.512	2.570	-80,98
CURACAO	250		-100,00	554		-100,00
CHILE	5.982	1.635	-72,68	22.347	7.118	-68,15
ARGENTINA	269	3.817	1.318,82	802	622.639	77.535,75
BRAZIL	517.425	143.897	-72,19	2.012.067	1.171.986	-41,75
COLOMBIA	8.225	4.381	-46,73	18.822	34.754	84,65
BOLIVIA		373	-		6.520	-
URUGUAY	14	254	1.714,29	141	998	607,61
PARAGUAY	4	29	630,00	110	1.123	921,28
ECUADOR	440	392	-11,01	1.429	1.404	-1,75
PERU	130	432	232,15	1.842	13.430	628,99
TRINIDAD AND TOBAGO		6	-		336	-
JAMAICA		110	-		592	-
PUERTO RICO	567	1.324	133,51	6.555	3.327	-49,25
DOMINICAN REPUBLIC	265	351	32,45	2.081	1.830	-12,06
EL SALVADOR	10.162	8.465	-16,70	180.072	149.363	-17,05
COSTA RICA	1.004	3.088	207,72	16.273	21.399	31,50
HAITI		10	-		381	-
BARBADOS	64		-100,00	2.880		-100,00
ARUBA		395	-		1.620	-
BERMUDA	110		-100,00	1.248		-100,00
CAPE VERDE	5		-100,00	3.455		-100,00
CAYMAN ISLANDS		30	-		247	-
DOMINICA	250	711	184,40	8	8.916	109.975,06
FRENCH GUIANA	850	160	-81,18	2.683	1.881	-29,90
FRENCH POLYNESIA	2.173	3.504	61,22	9.007	99.266	1.002,09
MARTINIQUE	471	560	18,90	958	1.510	57,70
NETHERLANDS ANTILLES	1.058	17	-98,39	8.346	919	-88,99
TURKS AND CAICOS ISLANDS	392	43	-89,15	11.700	616	-94,73
GUADELOUPE	3.061	4.654	52,01	9.294	13.803	48,53
VIRGIN ISLANDS (BRITISH)	331	825	149,24	10.107	6.507	-35,61
UNITED KINGDOM	418.538	81.620	-80,50	1.835.704	1.017.874	-44,55
NETHERLANDS	141.286	1.248.316	783,54	641.179	803.580	25,33
FRANCE	137.531	152.106	10,60	967.621	1.244.431	28,61
GERMANY, FED. REP. OF	178.450	125.787	-29,51	941.881	916.189	-2,73
AUSTRIA	8.251	1.894	-77,05	46.814	19.383	-58,60
BELGIUM	1.789.593	899.273	-49,75	2.317.909	1.588.525	-31,47

https://www.bps.go.id

TABEL 6. PERKEMBANGAN EKSPOR INDONESIA MENURUT KOMODITI DAN NEGARA TUJUAN
JANUARI-AGUSTUS 2020 DAN 2021

KOMODITI / NEGARA TUJUAN	BERAT BERSIH (KG)		PERUB	NILAI FOB (US $)		PERUB
	JAN-AGT 2020	JAN-AGT 2021	%	JAN-AGT 2020	JAN-AGT 2021	%
(1)	(2)	(3)	(4)	(5)	(6)	(7)
SWITZERLAND	49.210	4.203	-91,46	141.007	32.144	-77,20
LUXEMBOURG	29		-100,00	36		-100,00
DENMARK	12.050	7.652	-36,50	69.136	55.244	-20,09
NORWAY	24.722	70.089	183,51	41.177	290.540	605,59
SWEDEN	30.400	40.351	32,74	226.723	229.735	1,33
FINLAND	40	459	1.047,50	47	3.571	7.451,73
IRELAND	277	94	-66,06	364	4.096	1.024,38
ITALY	26.621	22.428	-15,75	163.906	174.531	6,48
SPAIN	61.879	27.311	-55,86	363.583	195.474	-46,24
PORTUGAL	2.711	1.582	-41,64	12.159	10.479	-13,82
ICELAND	320	107	-66,66	2.158	1.561	-27,68
GREECE	11.253	4.283	-61,94	144.626	32.335	-77,64
HUNGARY	403	63	-84,37	7.644	1.842	-75,90
POLAND	134.180	220.599	64,41	871.334	1.592.923	82,81
ROMANIA	321	10	-96,89	3.019	126	-95,84
BULGARIA	6.805	6.626	-2,63	260.923	258.341	-0,99
ALBANIA	4.960	96	-98,06	544	2.187	301,99
AZERBAIJAN		1.510	-		6.405	-
KAZAKHSTAN	406		-100,00	11.861		-100,00
UKRAINE	63		-100,00	284		-100,00
LITHUANIA	6.113	5.941	-2,81	20.060	34.808	73,52
LATVIA	306	902	194,42	4.556	1.775	-61,03
ESTONIA	480		-100,00	568		-100,00
GEORGIA		70	-		1.800	-
CROATIA	683	16	-97,66	5.135	2.554	-50,27
MALTA	558	704	26,03	3.110	5.479	76,14
SLOVAKIA		17	-		146.493	-
SLOVENIA	808	626	-22,52	6.071	6.913	13,86
CZECH REPUBLIC	41.051	826	-97,99	198.967	18.850	-90,53
REP. OF MACEDONIA		77.628	-		366.253	-
RUSSIA FEDERATION	1.259	5.656	349,37	11.465	43.587	280,19
MONTENEGRO	1.553	12	-99,23	2.037	58	-97,15
PERLENGKAPAN KOMPUTER	**44.810.141**	**51.470.049**	**14,86**	**1.009.624.766**	**1.109.883.532**	**9,93**
JAPAN	7.603.497	7.840.881	3,12	161.314.231	174.049.892	7,89
HONG KONG	478.469	319.044	-33,32	5.326.460	5.391.431	1,22
KOREA, REPUBLIC OF	275.649	543.975	97,34	6.189.756	9.098.375	46,99
TAIWAN	337.042	450.274	33,60	7.595.567	10.693.838	40,79
CHINA	4.740.713	5.211.300	9,93	75.649.265	80.228.853	6,05
PAPUA NEW GUINEA	1.012	412	-59,34	7.705	14.542	88,74
THAILAND	409.991	297.755	-27,38	5.507.251	8.856.142	60,81
SINGAPORE	4.884.375	5.211.754	6,70	201.664.940	184.823.580	-8,35
PHILIPPINES	242.143	948.570	291,74	4.596.842	21.300.663	363,38
MALAYSIA	131.787	522.184	296,23	2.967.963	6.908.770	132,78
MYANMAR	875	41	-95,31	217.400	1.070	-99,51
BRUNEI DARUSSALAM	60	36	-40,46	1.767	573	-67,57
NEPAL		1.771	-		58.080	-
VIET NAM	28.333	26.272	-7,28	748.930	723.228	-3,43
MALDIVES	3		-100,00	90		-100,00
INDIA	2.032.861	3.806.149	87,23	14.219.964	21.769.138	53,09
PAKISTAN	210	237	13,06	25.273	25.727	1,79
BANGLADESH		10.337	-		11.265	-
SRI LANKA	2	172	8.500,00	1.622	67.242	4.045,24
IRAQ		6.582	-		20.000	-
SAUDI ARABIA	5.189		-100,00	41.848		-100,00
TURKEY	1.764	887	-49,73	1.527	245	-83,96
UNITED ARAB EMIRATES	485.252	592.919	22,19	9.853.479	12.851.167	30,42
QATAR	10		-100,00	143		-100,00
MOROCCO	1.755	1.428	-18,66	53.913	89.570	66,14
TUNISIA	50	50	0,00	3.754	3.792	1,03
SUDAN	13.800		-100,00	537.600		-100,00
ETHIOPIA		28	-		2.926	-
GHANA	220	14	-93,64	1.000	693	-30,67
GUINEA	59		-100,00	6.800		-100,00
CAMEROON	60		-100,00	3.720		-100,00
NIGERIA	18	4.745	26.260,77	99	676.555	684.326,22
SENEGAL		1	-		166	-
UGANDA		30	-		650	-
SOUTH AFRICA		22.066	-		565.366	-
ZAMBIA	12.250	9.726	-20,60	155.421	194.746	25,30
AUSTRALIA	1.323.238	1.643.891	24,23	23.415.427	29.094.801	24,25
NEW ZEALAND	45.807	52.049	13,63	781.239	779.864	-0,18
GUAM		6	-		25	-
NEW CALEDONIA		24	-		308	-
KIRIBATI		18	-		5.454	-
EAST TIMOR	51.537	96.823	87,87	193.962	600.974	209,84
UNITED STATES	11.509.638	10.833.137	-5,88	251.985.173	259.794.075	3,10
CANADA	348	432	24,12	120.501	7.967	-93,39
MEXICO	52.498	57.282	9,11	1.455.512	1.386.617	-4,73
CHILE	45.460	54.103	19,01	1.007.008	1.191.232	18,29
BRAZIL	221.383	196.361	-11,30	4.481.235	4.574.621	2,08
COLOMBIA	13.510	28.404	110,25	355.454	710.522	99,89
URUGUAY	60.904	69.167	13,57	1.234.669	1.500.564	21,54
PARAGUAY		274	-		18.437	-
PERU	43.245	64.039	48,08	839.421	1.251.228	49,06
DOMINICAN REPUBLIC	57		-100,00	6.400		-100,00
COSTA RICA	16.828	88.006	422,97	506.202	2.320.401	358,39
UNITED KINGDOM	967.385	1.353.473	39,91	15.747.425	21.104.348	34,02

https://www.bps.go.id

TABEL 6. PERKEMBANGAN EKSPOR INDONESIA MENURUT KOMODITI DAN NEGARA TUJUAN
JANUARI-AGUSTUS 2020 DAN 2021

KOMODITI / NEGARA TUJUAN	BERAT BERSIH (KG)		PERUB	NILAI FOB (US $)		PERUB
	JAN-AGT 2020	JAN-AGT 2021	%	JAN-AGT 2020	JAN-AGT 2021	%
(1)	(2)	(3)	(4)	(5)	(6)	(7)
NETHERLANDS	79.187	187.024	136,18	3.685.725	4.831.321	31,08
FRANCE	5.716	7.818	36,77	682.197	1.155.330	69,35
GERMANY, FED. REP. OF	8.431.905	10.595.233	25,66	183.259.487	208.986.451	14,04
AUSTRIA	1.300	2.028	56,02	52.956	99.379	87,66
BELGIUM	17	11	-34,15	6.960	349	-94,99
SWITZERLAND	1	1	20,00	238	2.026	751,97
DENMARK	2.771	2.744	-0,99	167.150	177.667	6,29
NORWAY	281	118	-58,16	2.076	5.050	143,21
SWEDEN	5		-100,00	25.372		-100,00
FINLAND	180.133	222.804	23,69	3.453.937	3.570.744	3,38
IRELAND	41.807	63.403	51,65	17.828.153	26.648.257	49,47
ITALY	574	88	-84,75	1.455	5.477	276,39
SPAIN	1.283	953	-25,70	59.023	18.466	-68,71
PORTUGAL	0	123	45.618,52	1.405	2.282	62,48
GREECE	2		-100,00	402		-100,00
HUNGARY	269	235	-12,58	20.235	158.745	684,52
POLAND	4	107	2.575,50	850	8.739	927,81
KAZAKHSTAN	17.458	8.592	-50,79	1.109.839	472.121	-57,46
UKRAINE	5.452		-100,00	189.218		-100,00
LITHUANIA		884	-		54.856	-
ESTONIA		3.006	-		69.715	-
BOSNIA AND HERZEGOVINA	390		-100,00	9.623		-100,00
SLOVENIA	2.192	7.450	239,81	234.501	841.759	258,96
CZECH REPUBLIC	107	123	15,07	10.006	2.291	-77,11
RUSSIA FEDERATION		177	-		2.783	-
SEMI KONDUKTOR DAN KOMPONEN ELEKTRONIK LAINNYA	**20.843.633**	**16.015.779**	**-23,16**	**705.819.330**	**916.263.339**	**29,82**
JAPAN	688.437	685.289	-0,46	46.396.595	45.316.446	-2,33
HONG KONG	585.089	634.858	8,51	76.963.466	87.626.510	13,85
KOREA, REPUBLIC OF	404.814	521.018	28,71	17.516.300	14.689.201	-16,14
TAIWAN	176.270	164.247	-6,82	43.764.870	50.374.786	15,10
CHINA	453.376	650.775	43,54	32.804.414	47.145.806	43,72
PAPUA NEW GUINEA		10	-		434	-
THAILAND	591.058	739.167	25,06	13.244.940	11.698.901	-11,67
SINGAPORE	4.510.049	5.780.422	28,17	341.982.610	447.854.986	30,96
PHILIPPINES	45.633	31.707	-30,52	6.542.983	2.655.136	-59,42
MALAYSIA	258.535	537.369	107,85	4.005.750	5.950.564	48,55
CAMBODIA	1	18	1.700,00	272	640	135,73
VIET NAM	208.843	282.527	35,28	13.068.813	17.613.378	34,77
INDIA	51.725	135.187	161,36	3.072.468	7.865.168	155,99
PAKISTAN	3.759	6.021	60,16	34.218	53.623	56,71
BANGLADESH	38	3.441	9.075,46	2.037	313.446	15.284,82
SRI LANKA	27	8	-70,37	1.410	3.423	142,67
IRAN (ISLAMIC REPUBLIC OF)	20		-100,00	45		-100,00
SAUDI ARABIA	75	32	-57,29	18.388	10.232	-44,36
ISRAEL	12.230	38	-99,69	62.378	2.052	-96,71
OMAN	13.665	1.376	-89,93	164.933	24.075	-85,40
TURKEY	264.955	601.183	126,90	2.578.029	5.871.561	127,75
UNITED ARAB EMIRATES	470	895	90,48	25.123	67.505	168,70
EGYPT	9.823.369	1.487	-99,98	1.221.264	172.671	-85,86
TUNISIA	10		-100,00	183		-100,00
ALGERIA	99.911	66.111	-33,83	330.390	1.036.827	213,82
SUDAN	160	13.971	8.631,60	3.736	401.035	10.633,88
LESOTHO		39	-		26.980	-
ETHIOPIA		219	-		417.914	-
NIGERIA	358	9.345	2.507,17	46.025	466.980	914,62
UGANDA	1.813		-100,00	8.412		-100,00
SOUTH AFRICA	142.650	1.141	-99,20	229.516	103.749	-54,80
MAURITIUS		110	-		180	-
AUSTRALIA	1.016	1.224	20,39	193.664	196.324	1,37
NEW ZEALAND	42	2	-94,35	2.049	2.033	-0,78
SOLOMON ISLANDS		25	-		275	-
EAST TIMOR	1.980	15.697	692,72	13.839	43.632	215,28
UNITED STATES	923.387	2.317.326	150,96	32.689.541	47.248.141	44,54
CANADA	1.214	41.338	3.305,67	133.456	295.776	121,63
MEXICO	23.445	102.804	338,48	622.270	2.104.891	238,26
HONDURAS		108	-		1.687	-
PANAMA	73	98	35,34	4.398	6.677	51,84
CHILE	11	42	300,03	145	625	332,53
ARGENTINA	8	276.489	3.331.091,63	1.747	4.863.205	278.218,88
BRAZIL	26.067	130.692	401,38	491.980	5.124.717	941,65
COLOMBIA	4	5	28,23	121	206	71,32
BOLIVIA		28	-		5	-
ECUADOR	6.086	14.708	141,66	627.169	3.161.886	404,15
PERU	45	55	23,54	1.327	2.169	63,53
PUERTO RICO		2	-		1.602	-
UNITED KINGDOM	2.751	2.271	-17,44	2.257.885	750.267	-66,77
NETHERLANDS	34.180	55.490	62,34	4.918.616	7.703.652	56,62
FRANCE	17.992	22.025	22,41	1.832.218	2.027.953	10,68
GERMANY, FED. REP. OF	1.328.537	1.954.443	47,11	51.644.240	86.111.678	66,74
AUSTRIA	650	709	9,02	865.504	78.914	-90,88
BELGIUM	424	42	-90,16	57.279	4.060	-92,91
SWITZERLAND	99	22	-77,74	44.499	5.403	-87,86
LUXEMBOURG		36	-		8.487	-
DENMARK	60	1.885	3.033,80	8.822	85.167	865,35
SWEDEN	578	4	-99,34	28.467	144	-99,49
FINLAND	1.487	2	-99,90	320.360	470	-99,85

https://www.bps.go.id

TABEL 6. PERKEMBANGAN EKSPOR INDONESIA MENURUT KOMODITI DAN NEGARA TUJUAN
JANUARI-AGUSTUS 2020 DAN 2021

KOMODITI / NEGARA TUJUAN	BERAT BERSIH (KG)		PERUB	NILAI FOB (US $)		PERUB
	JAN-AGT 2020	JAN-AGT 2021	%	JAN-AGT 2020	JAN-AGT 2021	%
(1)	(2)	(3)	(4)	(5)	(6)	(7)
IRELAND	3.986	1.311	-67,10	209.359	149.913	-28,39
ITALY	472	485	2,73	17.829	36.043	102,16
SPAIN	2.433	3.295	35,41	234.418	253.116	7,98
PORTUGAL	51	520	920,12	1.322	11.062	736,50
HUNGARY	10.482	13.249	26,40	310.249	345.560	11,38
POLAND	25.562	24.921	-2,51	236.510	858.473	262,98
ROMANIA	533	1.289	141,64	50.962	81.915	60,74
BULGARIA	2.565	88	-96,55	514.263	2.819	-99,45
LITHUANIA		46	-		14.970	-
ESTONIA	248	107	-56,82	8.664	5.297	-38,86
SLOVAKIA	32	588	1.716,23	5.220	22.478	330,62
SLOVENIA	28		-100,00	725		-100,00
CZECH REPUBLIC	87.963	83.109	-5,52	3.318.288	3.970.348	19,65
RUSSIA FEDERATION	1.804	81.192	4.401,53	62.356	2.917.091	4.578,13
TELEVISI DAN PERLENGKAPAN TELEVISI	**19.707.347**	**46.266.886**	**134,77**	**508.992.296**	**1.242.952.059**	**144,20**
JAPAN	56.666	1.505.289	2.556,44	2.899.942	53.628.605	1.749,30
HONG KONG	71.757	681.967	850,39	1.790.974	21.854.790	1.120,27
KOREA, REPUBLIC OF	235.986	11.048.852	4.581,99	13.291.230	337.449.145	2.438,89
TAIWAN	18.966	240.518	1.168,17	444.496	6.281.601	1.313,20
CHINA	82.900	256.479	209,38	2.086.417	6.281.247	201,05
MONGOLIA	16.212	27.740	71,11	333.226	765.038	129,59
MACAU		514	-		2.305	-
PAPUA NEW GUINEA	20.234	21.015	3,86	436.985	482.584	10,43
THAILAND	4.178.739	3.182.040	-23,85	78.702.194	84.981.424	7,98
SINGAPORE	324.638	636.162	95,96	10.519.152	21.173.339	101,28
PHILIPPINES	929.752	1.068.033	14,87	18.304.012	29.109.857	59,04
MALAYSIA	1.568.818	1.868.006	19,07	32.469.202	55.415.682	70,67
MYANMAR	121.610	87.719	-27,87	2.717.630	2.095.889	-22,88
CAMBODIA		142.395	-		3.457.633	-
BRUNEI DARUSSALAM	16.874	20.585	21,99	292.718	453.477	54,92
NEPAL		24.306	-		537.572	-
VIET NAM	3.277.872	3.426.478	4,53	62.754.173	92.870.088	47,99
MALDIVES		9.380	-		265.531	-
INDIA	455.867	533.990	17,14	5.063.548	7.646.532	51,01
BANGLADESH	85.995	47.838	-44,37	2.009.888	1.432.120	-28,75
SRI LANKA	178.359	223.879	25,52	2.993.405	4.786.081	59,89
IRAQ	121.583	110.303	-9,28	2.122.786	2.873.563	35,37
IRAN (ISLAMIC REPUBLIC OF)		24.180	-		88.387	-
SAUDI ARABIA	49.611	1.119.136	2.155,85	799.004	31.322.981	3.820,25
ISRAEL	335.198	1.054.512	214,59	9.190.945	28.896.793	214,41
JORDAN		10.248	-		302.941	-
LEBANON		11.265	-		308.256	-
YEMEN	2.390		-100,00	43.609		-100,00
OMAN	1.740	68.056	3.811,26	29.895	1.804.206	5.935,17
TURKEY	663.673	1.642.423	147,47	11.352.554	40.983.660	261,01
UNITED ARAB EMIRATES	62.655	1.998.461	3.089,65	1.230.096	54.496.640	4.330,27
QATAR	15.883	210.510	1.225,35	263.316	5.614.880	2.032,38
BAHRAIN	1.580	137.681	8.613,98	27.866	3.588.257	12.776,84
EGYPT	72.638	529.057	628,35	452.056	4.085.151	803,68
MOROCCO	5.644	177.832	3.050,76	92.993	5.051.040	5.331,65
TUNISIA		771	-		13.326	-
ALGERIA	1.367	116.187	8.398,96	2.008.189	3.771.932	87,83
SUDAN	3.365	16.070	377,61	59.086	771.479	1.205,68
ETHIOPIA		6.218	-		313.846	-
TANZANIA, UNITED REP. OF	37.441	10.505	-71,94	903.627	249.756	-72,36
SOMALIA		1.721	-		28.871	-
KENYA		18.222	-		554.375	-
TOGO	55	4.769	8.571,45	561	132.584	23.525,04
GHANA	10.774	308.123	2.759,86	184.500	7.825.742	4.141,59
ANGOLA		10.448	-		664.789	-
CONGO		4.558	-		109.476	-
CAMEROON		43.438	-		956.918	-
NIGERIA	31.612	234.399	641,48	3.220.253	16.084.122	399,47
SIERRA LEONE		4.854	-		113.843	-
GABON	120	5.173	4.211,21	2.373	121.223	5.009,52
COTE D'IVOIRE	7	39.621	565.917,86	80	879.208	1.093.442,01
SENEGAL	85	46.348	54.427,59	1.768	1.140.163	64.374,33
BENIN		13.709	-		328.266	-
GAMBIA		4.381	-		135.218	-
DJIBOUTI	1.405		-100,00	211.641		-100,00
SAO TOME AND PRINCIPE		7.077	-		200.136	-
SOUTH AFRICA	65.432	279.471	327,12	2.080.053	2.031.119	-2,35
MAURITIUS		20.917	-		590.188	-
RWANDA		410	-		9.431	-
MAYOTTE		20	-		233	-
DEMOCRATIC REP. OF THE CONGO		32.675	-		733.887	-
AUSTRALIA	3.046.998	4.114.042	35,02	73.307.946	127.429.574	73,83
NEW ZEALAND	309.247	669.767	116,58	8.065.984	20.612.171	155,54
FIJI	27.509	5.484	-80,06	720.329	117.878	-83,64
SOLOMON ISLANDS		252	-		4.348	-
EAST TIMOR	137.511	87.487	-36,38	559.167	525.526	-6,02
UNITED STATES	1.080.327	502.445	-53,49	78.240.309	28.706.792	-63,31
CANADA	9.041	12.324	36,32	845.141	1.096.393	29,73
MEXICO	195.831	1.835.121	837,09	3.298.486	10.693.964	224,21
GUATEMALA	28.931	2.915	-89,92	1.197.870	184.260	-84,62
HONDURAS	8.155		-100,00	327.149		-100,00

https://www.bps.go.id

TABEL 6. PERKEMBANGAN EKSPOR INDONESIA MENURUT KOMODITI DAN NEGARA TUJUAN
JANUARI-AGUSTUS 2020 DAN 2021

KOMODITI / NEGARA TUJUAN	BERAT BERSIH (KG)		PERUB	NILAI FOB (US $)		PERUB
	JAN-AGT 2020	JAN-AGT 2021	%	JAN-AGT 2020	JAN-AGT 2021	%
(1)	(2)	(3)	(4)	(5)	(6)	(7)
NICARAGUA	29.375		-100,00	1.098.036		-100,00
PANAMA	16.814	12.289	-26,91	863.022	471.036	-45,42
CHILE	8.113	9.964	22,82	264.645	329.115	24,36
ARGENTINA	16.921	57.786	241,50	808.298	10.802.055	1.236,39
BRAZIL	97.589	1.729.177	1.671,89	340.092	21.319.956	6.168,88
COLOMBIA	82.216	97.938	19,12	2.506.430	2.757.969	10,04
BOLIVIA	8.842	11.844	33,96	224.750	324.137	44,22
URUGUAY	35.196	23.688	-32,70	982.337	654.295	-33,39
ECUADOR	2.111	28.980	1.272,76	2.101.359	4.044.763	92,48
PERU	2	3.681	191.620,83	60	278.772	464.520,23
DOMINICAN REPUBLIC		13	-		327	-
EL SALVADOR	32.620		-100,00	1.279.782		-100,00
COSTA RICA	113		-100,00	4.377		-100,00
CAPE VERDE		4.682	-		136.112	-
UNITED KINGDOM	1.734	3.591	107,09	17.379	16.624	-4,35
NETHERLANDS	105.994	5.127	-95,16	2.625.562	96.887	-96,31
FRANCE	117	12.347	10.420,75	10.273	439.025	4.173,46
GERMANY, FED. REP. OF	6.766	12.834	89,69	464.794	633.024	36,19
AUSTRIA	92.284	66.277	-28,18	5.761.735	4.352.887	-24,45
BELGIUM	21.805	15.545	-28,71	2.104.828	1.347.185	-36,00
SWITZERLAND		10	-		202.600	-
LUXEMBOURG	19.241	59.030	206,80	533.318	1.523.250	185,62
DENMARK	111.285	144	-99,87	5.630.536	5.000	-99,91
NORWAY	129.954	7.285	-94,39	4.951.452	286.876	-94,21
SWEDEN	5.704	5.109	-10,44	182.349	337.497	85,08
FINLAND	31		-100,00	170		-100,00
ITALY	22	1.394	6.237,27	2.917	7.631	161,60
SPAIN	97.696	83.782	-14,24	6.146.841	5.408.609	-12,01
PORTUGAL	49.250	13.823	-71,93	1.698.483	496.937	-70,74
GREECE	22.336	21.656	-3,04	1.641.833	1.191.007	-27,46
HUNGARY		724	-		3.877	-
POLAND	216.100	1.867.040	763,97	6.881.842	13.202.598	91,85
ROMANIA	54.445	10.493	-80,73	1.509.993	268.442	-82,22
BULGARIA	55.978	52.887	-5,52	2.283.672	2.849.528	24,78
ALBANIA	6.504		-100,00	235.014		-100,00
KAZAKHSTAN		966	-		4.858	-
UKRAINE	8.745		-100,00	403.266		-100,00
UZBEKISTAN		245.471	-		6.199.637	-
GEORGIA		133	-		2.860	-
CROATIA	40.846	64.988	59,11	1.958.716	3.377.766	72,45
BOSNIA AND HERZEGOVINA	6.147	5.198	-15,44	399.942	332.616	-16,83
MALTA		874	-		4.081	-
SLOVAKIA	29.953	20.128	-32,80	916.438	526.218	-42,58
SLOVENIA	120.545	81.094	-32,73	4.688.411	4.042.194	-13,78
CZECH REPUBLIC	67.889	32.819	-51,66	3.243.097	1.913.845	-40,99
REP. OF MACEDONIA	18.381	15.417	-16,13	660.605	700.867	6,09
RUSSIA FEDERATION	57.619	940.088	1.531,56	1.610.399	12.249.466	660,65
SERBIA	57.308	31.328	-45,33	3.763.227	2.127.349	-43,47
MONTENEGRO	3.704	2.476	-33,17	243.192	163.953	-32,58
PERALATAN PEREKAM, PENERIMA DAN PENGGANDA AUDIO	**2.316.998**	**2.439.363**	**5,28**	**88.555.073**	**82.449.089**	**-6,90**
JAPAN	266.622	242.391	-9,09	10.485.739	8.430.101	-19,60
HONG KONG	18.071	36.152	100,05	2.984.210	2.896.646	-2,93
KOREA, REPUBLIC OF	42.941	53.902	25,53	1.817.901	2.096.654	15,33
TAIWAN	34.571	14.596	-57,78	743.441	402.257	-45,89
CHINA	44.104	89.780	103,56	2.726.449	5.277.733	93,58
PAPUA NEW GUINEA	19	17	-9,57	1.778	1.153	-35,16
THAILAND	33.674	29.485	-12,44	1.282.388	1.343.478	4,76
SINGAPORE	103.373	119.432	15,53	3.929.616	4.868.696	23,90
PHILIPPINES	7.721	10.436	35,17	498.631	524.346	5,16
MALAYSIA	69.054	28.041	-59,39	5.291.293	1.434.761	-72,88
MYANMAR	4.188	310	-92,60	211.975	15.059	-92,90
CAMBODIA		3.020	-		136.456	-
BRUNEI DARUSSALAM	6	1.187	19.675,00	131	59.958	45.529,89
VIET NAM	24.114	15.537	-35,57	1.680.767	1.011.831	-39,80
MALDIVES		16	-		147	-
INDIA	1.806	3.999	121,48	130.744	208.192	59,24
PAKISTAN	78	2	-96,96	3.141	27	-99,13
SRI LANKA	23.509	26.673	13,46	171.979	197.460	14,82
SAUDI ARABIA	31.809	8.699	-72,65	547.330	178.164	-67,45
ISRAEL	0		-100,00	0		-100,00
KUWAIT	5.080	11.316	122,74	80.684	366.700	354,49
OMAN	393	314	-20,00	5.537	4.429	-20,00
TURKEY	1		-100,00	3		-100,00
UNITED ARAB EMIRATES	113.607	112.738	-0,76	3.766.032	3.371.948	-10,46
NIGER	47		-100,00	13.601		-100,00
SOUTH AFRICA		3.803	-		139.810	-
AUSTRALIA	66.751	64.684	-3,10	2.438.128	2.140.965	-12,19
NEW ZEALAND	16.095	12.972	-19,40	593.859	457.693	-22,93
EAST TIMOR	4.233	13.185	211,48	46.308	83.378	80,05
UNITED STATES	647.410	945.936	46,11	22.509.147	26.722.219	18,72
CANADA	53.716	64.478	20,03	1.587.765	1.724.368	8,60
MEXICO	6.162	10.419	69,09	371.479	575.674	54,97
PANAMA	18.938	22.397	18,26	881.080	974.815	10,64
ARGENTINA	3.362	7.348	118,55	133.102	271.216	103,77
COLOMBIA		25	-		69	-
PERU	4.385	372	-91,52	188.527	13.578	-92,80

https://www.bps.go.id

TABEL 6. PERKEMBANGAN EKSPOR INDONESIA MENURUT KOMODITI DAN NEGARA TUJUAN
JANUARI-AGUSTUS 2020 DAN 2021

KOMODITI / NEGARA TUJUAN	BERAT BERSIH (KG)		PERUB	NILAI FOB (US $)		PERUB
	JAN-AGT 2020	JAN-AGT 2021	%	JAN-AGT 2020	JAN-AGT 2021	%
(1)	(2)	(3)	(4)	(5)	(6)	(7)
UNITED KINGDOM	17.686	8.674	-50,96	296.844	143.882	-51,53
NETHERLANDS	10.251	8.014	-21,82	296.225	132.770	-55,18
FRANCE	22.532	3.000	-86,69	644.349	77.677	-87,94
GERMANY, FED. REP. OF	165.746	128.502	-22,47	2.792.133	2.117.196	-24,17
AUSTRIA	8.453		-100,00	237.064		-100,00
BELGIUM	317.687	221.063	-30,41	14.681.200	10.128.142	-31,01
SWITZERLAND	15	0	-98,67	4.183	27	-99,35
SWEDEN	9.844		-100,00	276.920		-100,00
FINLAND		105	-		920	-
ITALY	18.333	19.648	7,17	701.823	306.637	-56,31
SPAIN	35.922	30.322	-15,59	1.089.933	803.640	-26,27
PORTUGAL	4.066		-100,00	115.728		-100,00
GREECE	2.613	1.593	-39,04	22.034	29.567	34,19
POLAND	1.391		-100,00	42.380		-100,00
AZERBAIJAN		900	-		187.086	-
RUSSIA FEDERATION	56.620	63.882	12,83	2.231.491	2.591.563	16,14
PERALATAN AUDIO DAN VIDEO ELEKTRONIK LAINNYA	**15.122.419**	**18.680.488**	**23,53**	**216.526.266**	**310.445.329**	**43,38**
JAPAN	1.187.250	1.264.579	6,51	16.221.222	19.226.525	18,53
HONG KONG	367.414	276.877	-24,64	4.469.709	5.286.952	18,28
KOREA, REPUBLIC OF	818.899	867.837	5,98	4.386.201	4.940.225	12,63
TAIWAN	59.498	86.504	45,39	818.457	1.484.617	81,39
CHINA	682.924	738.382	8,12	11.653.321	10.785.168	-7,45
PAPUA NEW GUINEA		4.853	-		44.108	-
THAILAND	266.661	247.462	-7,20	3.168.411	3.374.689	6,51
SINGAPORE	533.555	642.949	20,50	65.274.913	138.434.803	112,08
PHILIPPINES	29.834	26.289	-11,88	201.604	211.603	4,96
MALAYSIA	414.572	434.305	4,76	4.193.465	3.803.241	-9,31
MYANMAR	1	632	74.270,59	0	3.956	3.955.600,00
CAMBODIA	7.217	902	-87,50	26.524	25.533	-3,74
BRUNEI DARUSSALAM	37	250	575,68	100	1.584	1.489,20
NEPAL	2	2	7,50	12	33	183,06
VIET NAM	1.124.851	994.606	-11,58	25.606.237	20.700.631	-19,16
MALDIVES	32	40	25,00	425	300	-29,47
INDIA	644.695	643.295	-0,22	7.746.138	6.722.185	-13,22
PAKISTAN	32.860	46.072	40,21	1.533.831	2.622.787	71,00
BANGLADESH	30.939	68.398	121,07	226.772	450.591	98,70
SRI LANKA	44.534	28.599	-35,78	155.703	147.185	-5,47
SAUDI ARABIA	22.547	24.881	10,35	130.441	168.178	28,93
ISRAEL	2.354	6.349	169,75	22.264	59.931	169,18
KUWAIT	366	2.160	490,81	2.215	19.780	792,91
OMAN	2.930	57	-98,07	31.926	1.752	-94,51
TURKEY	5.025	9.751	94,04	232.776	378.266	62,50
UNITED ARAB EMIRATES	198.592	163.812	-17,51	2.227.900	1.307.428	-41,32
QATAR	1.487		-100,00	15.935		-100,00
EGYPT	183.514	152.060	-17,14	996.033	851.229	-14,54
ALGERIA	302	193	-35,93	35.580	120.648	239,09
SUDAN	8	1.589	19.682,28	810	15.146	1.769,69
ETHIOPIA		2.454	-		5.392	-
TOGO	4		-100,00	38		-100,00
LIBERIA		2.851	-		23.419	-
ANGOLA		397	-		7.453	-
CONGO	6.272		-100,00	47.765		-100,00
CAMEROON		2.712	-		22.005	-
NIGERIA	43.080	116.309	169,99	337.713	890.406	163,66
SIERRA LEONE	3		-100,00	7		-100,00
SENEGAL		30	-		267	-
NIGER	145		-100,00	1.390		-100,00
DJIBOUTI	152		-100,00	3.239		-100,00
SOUTH AFRICA	62.975	23.318	-62,97	282.420	104.146	-63,12
MAURITIUS	4	30	659,49	439	482	9,79
MAYOTTE		0	-		36	-
DEMOCRATIC REP. OF THE CONGO		29	-		53	-
AUSTRALIA	195.105	380.930	95,24	1.890.394	3.579.572	89,36
NEW ZEALAND	15.358	15.331	-0,18	105.016	106.959	1,85
NEW CALEDONIA		2	-		114	-
VANUATU	28	2	-94,29	286	28	-90,35
EAST TIMOR	58.592	61.848	5,56	141.685	182.638	28,90
UNITED STATES	1.820.497	2.980.833	63,74	19.962.801	26.656.937	33,53
CANADA	103.953	135.308	30,16	910.040	1.397.041	53,51
MEXICO	1.141.065	2.369.069	107,62	5.221.169	11.571.716	121,63
GUATEMALA	3.434	11.618	238,36	19.883	72.553	264,89
HONDURAS		593	-		2.905	-
PANAMA	38.587	78.703	103,96	387.310	621.957	60,58
CHILE	2.524	4.943	95,87	19.167	27.745	44,76
ARGENTINA	2.434	31.667	1.201,07	13.442	235.244	1.650,04
BRAZIL	514.163	327.726	-36,26	3.390.691	2.258.724	-33,38
COLOMBIA	47.742	16.143	-66,19	377.590	127.965	-66,11
URUGUAY	369	1.982	437,46	2.048	10.222	399,11
PARAGUAY	1.549		-100,00	10.207		-100,00
ECUADOR	4.230	2.171	-48,68	60.013	39.850	-33,60
PERU	12.681	19.395	52,95	92.758	151.554	63,39
EL SALVADOR	2.488		-100,00	19.303		-100,00
UNITED KINGDOM	237.843	242.811	2,09	2.842.413	2.146.752	-24,47
NETHERLANDS	330.369	553.444	67,52	2.571.135	4.602.630	79,01
FRANCE	340.034	366.889	7,90	3.685.816	4.243.770	15,14
GERMANY, FED. REP. OF	922.653	1.008.743	9,33	8.492.424	9.655.228	13,69

https://www.bps.go.id

TABEL 6. PERKEMBANGAN EKSPOR INDONESIA MENURUT KOMODITI DAN NEGARA TUJUAN
JANUARI-AGUSTUS 2020 DAN 2021

KOMODITI / NEGARA TUJUAN	BERAT BERSIH (KG)		PERUB	NILAI FOB (US $)		PERUB
	JAN-AGT 2020	JAN-AGT 2021	%	JAN-AGT 2020	JAN-AGT 2021	%
(1)	(2)	(3)	(4)	(5)	(6)	(7)
AUSTRIA	12.128	27	-99,78	103.646	235	-99,77
BELGIUM	116.944	17.206	-85,29	262.345	85.013	-67,59
SWITZERLAND	860	505	-41,28	3.210	2.380	-25,87
DENMARK	73.478	91.760	24,88	806.429	1.063.447	31,87
NORWAY		1.086	-		5.404	-
SWEDEN	2.262	146	-93,54	67.627	3.576	-94,71
FINLAND	6.855	11.117	62,18	167.548	280.328	67,31
IRELAND	7		-100,00	32		-100,00
ITALY	142.391	96.453	-32,26	1.868.648	1.335.576	-28,53
SPAIN	14.196	15.526	9,37	335.177	125.334	-62,61
PORTUGAL	12.098	3.808	-68,52	664.559	220.578	-66,81
GREECE	197	1.229	523,27	3.318	9.873	197,58
HUNGARY	691.024	443.957	-35,75	3.695.663	3.118.219	-15,62
POLAND	725.831	1.561.505	115,13	3.918.802	8.080.873	106,21
ROMANIA	308	246	-19,96	2.492	2.022	-18,89
ARMENIA	175		-100,00	521		-100,00
AZERBAIJAN		256	-		1.478	-
BELARUS	1.368	1.846	34,89	6.061	8.541	40,92
KAZAKHSTAN	1.277	773	-39,51	4.900	3.562	-27,30
UKRAINE	3.910	2.950	-24,54	19.055	14.237	-25,29
LITHUANIA	1.400	1.960	39,98	5.520	8.883	60,92
LATVIA	420	668	59,06	2.023	2.748	35,83
CROATIA	820	1.086	32,36	4.241	5.353	26,22
SLOVAKIA	236.768	246.362	4,05	1.411.701	1.701.895	20,56
CZECH REPUBLIC	5.065	9.684	91,22	87.009	162.776	87,08
RUSSIA FEDERATION	501.407	678.366	35,29	2.818.214	4.268.163	51,45
ALAT UKUR DAN ALAT UJI	**5.394.657**	**5.869.553**	**8,80**	**237.194.218**	**265.303.339**	**11,85**
JAPAN	813.403	693.695	-14,72	50.664.180	39.321.561	-22,39
HONG KONG	22.244	30.119	35,40	3.140.568	5.567.685	77,28
KOREA, REPUBLIC OF	135.320	339.892	151,18	6.747.026	10.851.956	60,84
TAIWAN	655.382	639.551	-2,42	8.006.901	14.255.308	78,04
CHINA	173.439	217.047	25,14	15.286.625	17.125.548	12,03
PAPUA NEW GUINEA	1.347	1.550	15,11	31.278	42.956	37,34
THAILAND	169.937	335.934	97,68	8.790.645	14.486.547	64,80
SINGAPORE	816.736	893.716	9,43	31.070.262	41.161.240	32,48
PHILIPPINES	72.814	84.597	16,18	3.816.562	4.575.481	19,88
MALAYSIA	269.974	359.844	33,29	6.181.747	10.419.325	68,55
MYANMAR	3	4.214	134.367,01	397	48.794	12.182,05
CAMBODIA	2.924	28.382	870,64	188.620	2.442.525	1.194,94
BRUNEI DARUSSALAM	2.865	441	-84,60	44.563	10.946	-75,44
LAO PEOPLE'S DEM. REP.		13	-		126	-
VIET NAM	564.435	569.994	0,98	12.061.224	13.965.497	15,79
MALDIVES	4	47	1.066,75	50	3.249	6.398,44
INDIA	357.757	458.800	28,24	7.815.791	11.766.800	50,55
PAKISTAN	559	583	4,33	10.929	9.206	-15,76
BANGLADESH	624	10	-98,38	6.226	946	-84,80
SRI LANKA	2.412	188	-92,20	1.461	1.671	14,39
IRAQ	39.300	394	-99,00	3.894.000	17.161	-99,56
IRAN (ISLAMIC REPUBLIC OF)	423		-100,00	30.157		-100,00
SAUDI ARABIA	686	589	-14,15	60.516	23.500	-61,17
ISRAEL	47	1	-98,93	42.317	33	-99,92
JORDAN	800		-100,00	14.000		-100,00
PALESTINA		1.885	-		85.141	-
YEMEN	48		-100,00	12.675		-100,00
OMAN	327.181	27	-99,99	1.080.587	1.504	-99,86
TURKEY	766	1.028	34,24	6.850	6.750	-1,46
UNITED ARAB EMIRATES	10.535	3.680	-65,07	821.635	276.847	-66,31
QATAR	1.290	1.404	8,86	13.577	52.037	283,28
BAHRAIN	26		-100,00	7.700		-100,00
EGYPT	12.362	31.609	155,69	295.715	795.935	169,16
LIBYAN ARAB JAMAHIRIYA		20	-		5.000	-
MOROCCO	112		-100,00	7.612		-100,00
ALGERIA	34	7	-80,97	3.186	3.600	12,99
ETHIOPIA	0		-100,00	534		-100,00
TANZANIA, UNITED REP. OF	6.012	4.515	-24,90	217.520	218.060	0,25
MADAGASCAR	33	1	-96,97	537	92	-82,87
KENYA	8.081		-100,00	450.259		-100,00
REUNION		2	-		48	-
GHANA	112	26	-76,79	11.525	41.521	260,27
LIBERIA		1	-		60	-
ANGOLA		675	-		12.116	-
CAMEROON	9.130	6	-99,93	283.545	271	-99,90
NIGERIA	2.004	845	-57,82	30.435	13.844	-54,51
GABON	278	141	-49,35	10.243	2.176	-78,76
COTE D'IVOIRE	120	120	0,00	16.560	1.837	-88,91
MALI	4.080		-100,00	96.492		-100,00
BENIN	4		-100,00	20		-100,00
UGANDA		32	-		42.081	-
NIGER	73		-100,00	7.834		-100,00
DJIBOUTI	3.630	3.020	-16,82	51.910	44.982	-13,35
SOUTH AFRICA	83.041	101.362	22,06	395.324	691.904	75,02
ZAMBIA		68	-		3.675	-
MALAWI	2.025	2	-99,88	25.547	812	-96,82
DEMOCRATIC REP. OF THE CONGO		204	-		31.307	-
AUSTRALIA	140.180	309.034	120,46	4.530.566	12.718.349	180,72
NEW ZEALAND	2.461	4.858	97,45	71.250	86.601	21,55
FIJI	3.377	4.511	33,58	73.450	102.039	38,92

https://www.bps.go.id

TABEL 6. PERKEMBANGAN EKSPOR INDONESIA MENURUT KOMODITI DAN NEGARA TUJUAN
JANUARI-AGUSTUS 2020 DAN 2021

KOMODITI / NEGARA TUJUAN	BERAT BERSIH (KG)		PERUB	NILAI FOB (US $)		PERUB
	JAN-AGT 2020	JAN-AGT 2021	%	JAN-AGT 2020	JAN-AGT 2021	%
(1)	(2)	(3)	(4)	(5)	(6)	(7)
MARSHALL ISLANDS	50.247	104.546	108,06	210.905	502.362	138,19
SAMOA	311		-100,00	2.355		-100,00
EAST TIMOR	10.936	12.390	13,29	114.769	26.802	-76,65
UNITED STATES	213.977	246.029	14,98	36.822.185	28.608.412	-22,31
CANADA	6.074	3.026	-50,18	709.341	297.544	-58,05
MEXICO	3.441	2.083	-39,48	122.721	213.448	73,93
GUATEMALA		3	-		200	-
NICARAGUA	355		-100,00	34.580		-100,00
PANAMA	4	2	-50,20	199	102	-49,09
CUBA		32	-		1.019	-
CHILE	2	0	-80,00	353	45	-87,25
VENEZUELA	56		-100,00	159		-100,00
ARGENTINA	1.355	1.829	35,02	63.670	98.731	55,07
BRAZIL	5.249	6.364	21,22	564.502	133.977	-76,27
COLOMBIA	229	3	-98,84	95.871	121	-99,87
BOLIVIA	0		-100,00	17		-100,00
PERU	1	9	1.173,14	111	355	219,30
TRINIDAD AND TOBAGO	0		-100,00	0		-100,00
JAMAICA	0		-100,00	0		-100,00
PUERTO RICO	1	2	36,36	1	2	36,36
COSTA RICA	4		-100,00	976		-100,00
ANTIGUA AND BARBUDA	14		-100,00	2.395		-100,00
MARTINIQUE	72		-100,00	167		-100,00
UNITED KINGDOM	8.995	3.741	-58,41	881.393	638.519	-27,56
NETHERLANDS	43.150	59.012	36,76	3.373.223	4.145.036	22,88
FRANCE	8.514	8.965	5,30	513.941	1.044.041	103,14
GERMANY, FED. REP. OF	204.195	141.653	-30,63	4.810.191	3.794.628	-21,11
AUSTRIA	1.126	77	-93,20	207.960	25.619	-87,68
BELGIUM	13.429	15.525	15,61	1.358.655	1.312.650	-3,39
SWITZERLAND	205	102	-50,28	41.041	157.465	283,68
LUXEMBOURG	9		-100,00	7.800		-100,00
DENMARK	7.687	131	-98,30	673.533	10.535	-98,44
NORWAY	877	13.372	1.424,69	6.162	288.338	4.579,62
SWEDEN	903	7.192	696,76	31.943	109.000	241,23
FINLAND	48	450	837,50	35.247	124.908	254,38
IRELAND	6.973	3.987	-42,83	3.921.482	3.299.551	-15,86
ITALY	2.916	2.124	-27,17	304.507	405.771	33,25
SPAIN	163	163	0,34	23.304	29.201	25,31
PORTUGAL		222	-		14.616	-
HUNGARY	5.273	9.708	84,13	172.279	322.114	86,97
POLAND	76.330	90.858	19,03	15.274.928	18.007.729	17,89
ROMANIA	33		-100,00	850		-100,00
AZERBAIJAN		36	-		2.025	-
KAZAKHSTAN		80	-		34.551	-
MOLDOVA, REPUBLIC OF		64	-		100	-
TURKMENISTAN	10		-100,00	1.876		-100,00
UKRAINE	49	9	-81,63	73.830	7.800	-89,44
LITHUANIA		7	-		13.490	-
SLOVAKIA		0	-		32	-
SLOVENIA		201	-		7.397	-
CZECH REPUBLIC	10	239	2.219,77	6.538	64.807	891,23
RUSSIA FEDERATION	1.003	6.632	561,07	299.127	223.647	-25,23
PERALATAN KOMUNIKASI LAINNYA	**10.545.799**	**12.354.801**	**17,15**	**1.080.902.887**	**986.666.451**	**-8,72**
JAPAN	290.532	480.727	65,46	13.104.828	23.726.255	81,05
HONG KONG	647.154	375.106	-42,04	87.749.284	28.368.002	-67,67
KOREA, REPUBLIC OF	311.898	545.865	75,01	40.737.697	68.107.088	67,18
TAIWAN	29.427	60.744	106,42	3.823.265	3.213.087	-15,96
CHINA	142.165	177.664	24,97	26.882.562	24.502.173	-8,85
MONGOLIA		2	-		328	-
PAPUA NEW GUINEA	3.054	804	-73,67	976.050	15.207	-98,44
THAILAND	75.350	8.820	-88,29	25.825.085	2.029.649	-92,14
SINGAPORE	355.678	616.760	73,40	95.387.089	139.507.061	46,25
PHILIPPINES	53.827	53.402	-0,79	44.748.910	27.220.023	-39,17
MALAYSIA	93.329	210.628	125,68	95.374.841	47.642.547	-50,05
MYANMAR	1.480	674	-54,47	31.198	101.730	226,08
CAMBODIA	1.142		-100,00	329.714		-100,00
BRUNEI DARUSSALAM	8		-100,00	16		-100,00
VIET NAM	103.504	32.801	-68,31	13.289.090	5.084.738	-61,74
MALDIVES		8	-		10	-
INDIA	346.815	245.596	-29,19	4.020.918	3.520.306	-12,45
PAKISTAN	55		-100,00	10.486		-100,00
BANGLADESH	11.281	15.631	38,56	464.247	566.286	21,98
SRI LANKA	684	494	-27,78	5.993	19.849	231,23
AFGHANISTAN	1.059		-100,00	23.765		-100,00
IRAQ		2	-		332	-
IRAN (ISLAMIC REPUBLIC OF)	275		-100,00	4.410		-100,00
SAUDI ARABIA	9	2	-72,18	1.025	411	-59,89
ISRAEL	155	5.780	3.628,46	23.872	175.922	636,94
TURKEY	4.511	27.211	503,25	1.245.374	2.073.615	66,51
UNITED ARAB EMIRATES	137.692	106.763	-22,46	30.610.759	31.799.348	3,88
QATAR	45	50	11,60	2.900	4.397	51,61
BAHRAIN		19	-		39	-
CYPRUS		2.599	-		12.474	-
EGYPT	23.625	28.454	20,44	821.493	384.075	-53,25
TUNISIA	10		-100,00	436		-100,00
ALGERIA	418	10.755	2.470,43	212.822	751.423	253,08
SUDAN	24	4.504	18.588,46	16.588	264.872	1.496,78

https://www.bps.go.id

TABEL 6. PERKEMBANGAN EKSPOR INDONESIA MENURUT KOMODITI DAN NEGARA TUJUAN
JANUARI-AGUSTUS 2020 DAN 2021

KOMODITI / NEGARA TUJUAN	BERAT BERSIH (KG)		PERUB	NILAI FOB (US $)		PERUB
	JAN-AGT 2020	JAN-AGT 2021	%	JAN-AGT 2020	JAN-AGT 2021	%
(1)	(2)	(3)	(4)	(5)	(6)	(7)
ETHIOPIA		26.595	-		171.509	-
REUNION		30	-		259	-
TOGO	3	15	400,00	530	216	-59,29
GHANA	53		-100,00	600		-100,00
GUINEA		13	-		399	-
ANGOLA		1.175	-		91.145	-
NIGERIA	14.265	99.099	594,72	842.154	2.937.675	248,83
COTE D'IVOIRE		7	-		83	-
SENEGAL	1.139	44	-96,14	34.478	414	-98,80
NIGER	53		-100,00	21.008		-100,00
DJIBOUTI	443		-100,00	65.367		-100,00
SOUTH AFRICA	7.286	31.219	328,46	248.112	59.430	-76,05
MAURITIUS		200	-		1.551	-
AUSTRALIA	22.161	33.655	51,86	1.697.344	1.175.726	-30,73
NEW ZEALAND	122	25.308	20.596,52	27.421	1.032.892	3.666,84
VANUATU		120	-		88	-
AMERICAN SAMOA		0	-		15	-
COOK ISLANDS	6		-100,00	3.160		-100,00
KIRIBATI		2.464	-		41.722	-
EAST TIMOR	75.298	632.355	739,80	4.086.804	6.169.192	50,95
UNITED STATES	7.206.319	6.268.029	-13,02	537.879.599	461.488.571	-14,20
CANADA	704	163	-76,83	169.290	14.417	-91,48
MEXICO	85.846	94.732	10,35	22.629.653	14.594.221	-35,51
GUATEMALA	20.597	70.960	244,51	866.691	3.371.612	289,02
HONDURAS	5.825	23.601	305,16	249.925	1.075.875	330,48
NICARAGUA		42.203	-		1.916.178	-
PANAMA	5.622	11.690	107,94	18.654	41.655	123,31
SURINAME	8.762	18.485	110,97	31.923	67.175	110,43
CHILE	2.624	14.495	452,41	90.860	465.062	411,85
ARGENTINA	5.757	389.596	6.667,35	269.905	12.330.432	4.468,43
BRAZIL	331	48.174	14.463,03	164.701	382.915	132,49
COLOMBIA		8.378	-		223.781	-
ECUADOR	3.168	179.544	5.566,96	344.359	390.938	13,53
EL SALVADOR		42.686	-		1.966.067	-
COSTA RICA		1	-		42	-
MARTINIQUE		151	-		2.140	-
NETHERLANDS ANTILLES	4.759	6.963	46,31	364.781	872.151	139,09
UNITED KINGDOM	19.639	23.878	21,59	1.670.660	3.137.189	87,78
NETHERLANDS	189.874	297.655	56,76	4.175.477	4.527.920	8,44
FRANCE	88.725	108.125	21,87	5.343.857	5.535.286	3,58
GERMANY, FED. REP. OF	23.720	54.826	131,14	1.325.695	2.964.668	123,63
AUSTRIA	2.182	1	-99,96	524.150	104	-99,98
BELGIUM	3.557	2.493	-29,90	164.471	141.373	-14,04
SWITZERLAND		55	-		3.057.709	-
DENMARK	5.135	15.208	196,20	244.561	808.715	230,68
NORWAY	22.116	127.881	478,22	716.341	4.749.773	563,06
SWEDEN	7.070	23.178	227,83	227.499	770.296	238,59
FINLAND	11		-100,00	4.371		-100,00
IRELAND	590	219	-62,91	720.141	241.401	-66,48
ITALY	1.940	6.897	255,44	61.585	87.032	41,32
SPAIN	4.558	8.085	77,41	94.801	353.102	272,46
PORTUGAL	3.808	6.274	64,75	220.578	371.227	68,30
GREECE	1.892	0	-99,99	435.019	1	-100,00
HUNGARY	95	43.245	45.632,94	4.267	2.353.488	55.052,33
POLAND	20.323	370.802	1.724,55	4.990.592	33.778.009	576,83
ROMANIA	1.313		-100,00	315.015		-100,00
BULGARIA	255		-100,00	42.532		-100,00
AZERBAIJAN		2.928	-		420.524	-
KAZAKHSTAN	649		-100,00	299.634		-100,00
MOLDOVA, REPUBLIC OF	349		-100,00	22.950		-100,00
LITHUANIA		811	-		37.800	-
CROATIA	3.124		-100,00	744.293		-100,00
BOSNIA AND HERZEGOVINA		347	-		44.250	-
MALTA		0	-		299	-
SLOVAKIA	1.201	83	-93,13	14.164	575	-95,94
SLOVENIA		8.748	-		564.116	-
CZECH REPUBLIC	22.808	66.786	192,82	599.839	2.013.064	235,60
RUSSIA FEDERATION	13.598	102.257	651,99	1.910.716	731.740	-61,70
SERBIA	918		-100,00	197.643		-100,00
KAMERA CINEMATOGRAFI PROYEKTOR DAN PERLENGKAPANNYA	**258.332**	**134.680**	**-47,87**	**30.428.731**	**30.896.335**	**1,54**
JAPAN	74.925	20.425	-72,74	10.803.495	6.321.992	-41,48
HONG KONG	38.556	41.209	6,88	9.666.349	11.217.965	16,05
KOREA, REPUBLIC OF		0	-		28	-
TAIWAN	5	5	0,00	4.528	1.547	-65,83
CHINA	18.607	31.182	67,58	4.897.611	9.378.117	91,48
THAILAND	446	305	-31,63	40.944	213.629	421,75
SINGAPORE	10.212	7.071	-30,75	704.533	464.094	-34,13
PHILIPPINES	99.492	15.751	-84,17	1.379.247	723.714	-47,53
MALAYSIA	607	387	-36,24	436.707	172.359	-60,53
VIET NAM	194	30	-84,33	91.158	1.236	-98,64
INDIA		120	-		10.198	-
BANGLADESH	5	39	672,00	637	358	-43,85
ISRAEL		167	-		1.596	-
UNITED ARAB EMIRATES		39	-		30.875	-
SEYCHELLES		138	-		1.350	-
DEMOCRATIC REP. OF THE CONGO		29	-		134	-

https://www.bpsntb.id

TABEL 6. PERKEMBANGAN EKSPOR INDONESIA MENURUT KOMODITI DAN NEGARA TUJUAN
JANUARI-AGUSTUS 2020 DAN 2021

KOMODITI / NEGARA TUJUAN	BERAT BERSIH (KG)		PERUB	NILAI FOB (US $)		PERUB
	JAN-AGT 2020	JAN-AGT 2021	%	JAN-AGT 2020	JAN-AGT 2021	%
(1)	(2)	(3)	(4)	(5)	(6)	(7)
AUSTRALIA	5.590	8.025	43,56	70.776	26.347	-62,77
EAST TIMOR	925	3.807	311,84	11.963	46.109	285,44
UNITED STATES	5.151	2.524	-51,01	1.172.577	1.001.537	-14,59
BRAZIL		130	-		102.000	-
DOMINICAN REPUBLIC	172		-100,00	24.181		-100,00
UNITED KINGDOM	1.021	60	-94,12	3.708	55.064	1.385,01
NETHERLANDS		13	-		10.441	-
FRANCE	95	142	49,51	17.354	23.404	34,86
GERMANY, FED. REP. OF	935	401	-57,11	814.577	455.951	-44,03
FINLAND		11	-		15.422	-
IRELAND	734	1.386	88,93	191.120	449.890	135,40
ITALY	20		-100,00	7.300		-100,00
SPAIN		731	-		51.933	-
HUNGARY	214	554	158,82	45.704	119.027	160,43
BULGARIA		0	-		16	-
CZECH REPUBLIC	428		-100,00	44.262		-100,00
PERALATAN ELEKTROMEDIKAL DAN ELEKTROTERAPI	**171.258**	**210.784**	**23,08**	**12.667.415**	**14.782.898**	**16,70**
JAPAN	39.044	37.331	-4,39	1.430.293	1.279.296	-10,56
HONG KONG	169	105	-37,68	80.907	104.360	28,99
KOREA, REPUBLIC OF	74		-100,00	17.325		-100,00
TAIWAN		2	-		7	-
CHINA	6.877	9.377	36,35	196.107	270.354	37,86
THAILAND	1.035	1	-99,90	24.424	6	-99,97
SINGAPORE	40.872	54.442	33,20	4.124.069	4.633.804	12,36
PHILIPPINES	242	23.767	9.721,26	72.670	535.000	636,20
MALAYSIA	80	124	54,38	29.071	940	-96,77
INDIA		11.600	-		107.211	-
AUSTRALIA		3	-		15	-
EAST TIMOR	448	489	9,23	8.168	4.029	-50,67
UNITED STATES	1.783	1.814	1,74	803.104	1.546.698	92,59
UNITED KINGDOM	6	272	4.587,07	14.926	397.681	2.564,42
NETHERLANDS	36	120	236,89	6.997	10.276	46,85
FRANCE	111	230	107,18	5.445	19.813	263,87
GERMANY, FED. REP. OF	76.464	68.430	-10,51	5.752.749	5.797.629	0,78
AUSTRIA		1	-		83	-
NORWAY		6	-		4.907	-
ITALY	4.017	2.671	-33,51	101.159	70.791	-30,02
KOMPUTER DAN PERLENGKAPAN KOMPUTER	**1.756.925**	**2.143.352**	**21,99**	**72.566.428**	**99.671.111**	**37,35**
JAPAN	534	12.570	2.254,61	78.452	1.864.952	2.277,19
HONG KONG	10.667	24.327	128,07	224.862	865.654	284,97
KOREA, REPUBLIC OF	29	289	908,79	13.072	15.265	16,77
TAIWAN	11.597	3.088	-73,37	695.568	158.018	-77,28
CHINA	3.984	2.157	-45,85	535.756	409.418	-23,58
PAPUA NEW GUINEA	92	1.469	1.503,58	30.298	41.285	36,26
THAILAND	36.653	39.945	8,98	5.316.587	7.364.926	38,53
SINGAPORE	1.388.648	1.750.215	26,04	58.715.835	82.632.330	40,73
PHILIPPINES	2.926	2.500	-14,55	728.846	109.982	-84,91
MALAYSIA	4.730	509	-89,24	366.961	32.084	-91,26
MYANMAR		69	-		12.010	-
CAMBODIA		200	-		22.876	-
BRUNEI DARUSSALAM		8	-		1.853	-
NEPAL		7.143	-		515.590	-
VIET NAM	6.546	12.235	86,91	738.047	610.414	-17,29
INDIA	24.597	1.962	-92,02	1.104.568	90.350	-91,82
PAKISTAN		1	-		339	-
BANGLADESH		16	-		2.648	-
IRAQ		17	-		3.500	-
SAUDI ARABIA	13	25	95,60	120	392	226,67
ISRAEL	5		-100,00	1.400		-100,00
OMAN	871		-100,00	2.486		-100,00
UNITED ARAB EMIRATES		4	-		715	-
QATAR	10		-100,00	1.071		-100,00
SUDAN		1.186	-		2.600	-
TANZANIA, UNITED REP. OF		4	-		200	-
TOGO		5	-		100	-
SENEGAL		84	-		2.898	-
SOUTH AFRICA	46	302	562,60	5.109	6.620	29,56
AUSTRALIA	453	995	119,75	16.646	40.031	140,48
NEW ZEALAND		5	-		2.116	-
KIRIBATI		60	-		15.742	-
EAST TIMOR	22.810	39.983	75,29	347.042	369.253	6,40
UNITED STATES	234.907	232.150	-1,17	2.733.022	2.922.486	6,93
CANADA	50	125	150,00	1.000	2.200	120,00
BRAZIL		1.273	-		3.496	-
PARAGUAY	5		-100,00	565		-100,00
UNITED KINGDOM	149	89	-40,00	1.600	18.423	1.051,43
NETHERLANDS	68	2.163	3.062,85	3.738	520.249	13.819,66
FRANCE	5.134	5.183	0,96	627.417	624.151	-0,52
GERMANY, FED. REP. OF	1.018	7	-99,31	158.298	7.633	-95,18
BELGIUM	16	1	-96,54	2.109	1.588	-24,72
DENMARK		218	-		13.230	-
NORWAY	62	5	-92,20	1.071	114.065	10.546,15
FINLAND	31		-100,00	136		-100,00
IRELAND	272	765	180,90	114.289	249.430	118,24

https://www.bps.go.id

TABEL 6. PERKEMBANGAN EKSPOR INDONESIA MENURUT KOMODITI DAN NEGARA TUJUAN
JANUARI-AGUSTUS 2020 DAN 2021

KOMODITI / NEGARA TUJUAN	BERAT BERSIH (KG)		PERUB	NILAI FOB (US $)		PERUB
	JAN-AGT 2020	JAN-AGT 2021	%	JAN-AGT 2020	JAN-AGT 2021	%
(1)	(2)	(3)	(4)	(5)	(6)	(7)
ITALY	4		-100,00	457		-100,00
MEDIA MAGNETIK DAN OPTIK	**195.581**	**97.277**	**-50,26**	**2.630.356**	**2.343.365**	**-10,91**
JAPAN	161.258	49.429	-69,35	1.173.935	378.784	-67,73
HONG KONG	327	56	-82,84	9.578	1.358	-85,82
KOREA, REPUBLIC OF	0	16	197.025,00	4	510	12.650,75
TAIWAN	180	153	-14,67	34	298	777,29
CHINA	617	512	-16,97	69.667	35.859	-48,53
MONGOLIA	296		-100,00	31.345		-100,00
THAILAND	709	947	33,50	124.002	239.334	93,01
SINGAPORE	5.359	8.990	67,75	911.968	1.137.712	24,75
PHILIPPINES	51	56	8,76	365	4.020	1.001,28
MALAYSIA	78	83	6,36	2.522	13.973	454,04
VIET NAM	8.257	765	-90,74	33.662	9.556	-71,61
MALDIVES	100		-100,00	2.250		-100,00
BANGLADESH	3		-100,00	94		-100,00
UNITED ARAB EMIRATES	14		-100,00	500		-100,00
ALGERIA	162		-100,00	327		-100,00
NIGERIA	492		-100,00	59		-100,00
SOUTH AFRICA	12	1	-91,76	17	25	45,30
AUSTRALIA	1.026	153	-85,05	4.479	1.067	-76,19
EAST TIMOR	471	19.133	3.960,48	6.169	16.154	161,86
UNITED STATES	15.541	7.593	-51,14	124.362	56.474	-54,59
CANADA		1.031	-		24.300	-
UNITED KINGDOM	597	7.073	1.084,71	128.638	385.726	199,85
NETHERLANDS	4	16	304,96	2.652	751	-71,67
FRANCE	16	81	396,83	342	7.480	2.089,98
GERMANY, FED. REP. OF	5	1	-78,85	1.925	3.092	60,64
AUSTRIA	1		-100,00	420		-100,00
BELGIUM	3		-100,00	360		-100,00
FINLAND	1		-100,00	10		-100,00
ITALY		1.188	-		26.892	-
GREECE	2		-100,00	669		-100,00
PERALATAN IRADIASI/SINAR X, PERLENGKAPAN DAN SEJENISNYA	**44.444**	**68.131**	**53,30**	**5.967.424**	**4.561.075**	**-23,57**
JAPAN	461	1.571	240,64	43.699	271.168	520,53
HONG KONG		4	-		5	-
KOREA, REPUBLIC OF	512	808	57,76	13.600	1.600	-88,24
CHINA	27	51	90,00	793	16.579	1.990,82
SINGAPORE	6.608	9.766	47,79	2.274.063	1.453.138	-36,10
PHILIPPINES	1.081	1.243	14,97	51.868	42.707	-17,66
MALAYSIA	5.775	24.229	319,55	71.218	202.511	184,35
VIET NAM	6.371		-100,00	369.823		-100,00
INDIA	3.900	15.430	295,64	30.000	79.000	163,33
AUSTRALIA		2.880	-		384.161	-
EAST TIMOR		31	-		198	-
UNITED STATES	5.072	4.147	-18,25	26.493	30.979	16,93
UNITED KINGDOM	2	238	14.800,00	620	71.872	11.483,92
NETHERLANDS	7.568		-100,00	1.049.567		-100,00
FRANCE	1.001	1.417	41,55	13.513	32.813	142,83
GERMANY, FED. REP. OF	6.066	6.318	4,15	2.022.165	1.974.344	-2,36
TEROPONG DAN INSTRUMEN OPTIK BUKAN KACA MATA	**174.379**	**44.946**	**-74,23**	**804.187**	**1.135.826**	**41,24**
JAPAN	109	205	88,03	69.174	28.945	-58,16
HONG KONG	9	32	266,32	745	1.085	45,51
KOREA, REPUBLIC OF	146	201	38,02	8.224	13.503	64,18
TAIWAN	3	162	5.292,82	63	1.674	2.578,22
CHINA	521	1.768	239,25	30.500	103.094	238,01
THAILAND	17	143	765,45	6.851	49.157	617,54
SINGAPORE	4.621	2.552	-44,77	204.070	406.779	99,33
PHILIPPINES	301	82	-72,87	1.845	10.108	447,91
MALAYSIA	217	264	22,01	6.219	6.953	11,79
MYANMAR		2	-		1.200	-
CAMBODIA	1		-100,00	66		-100,00
VIET NAM	4		-100,00	463		-100,00
INDIA	2	4	60,64	195	126	-35,44
PAKISTAN		1	-		172	-
SRI LANKA	1		-100,00	284		-100,00
TURKEY	5.109	11.348	122,09	5.347	43.349	710,80
QATAR	10		-100,00	357		-100,00
EGYPT	152.489	8	-100,00	7.791	20.000	156,70
ALGERIA	3.442	2.204	-35,96	905	2.795	208,95
SOUTH AFRICA	3.517	0	-99,99	682	15	-97,73
AUSTRALIA	2	29	1.367,50	1.107	26.385	2.283,62
EAST TIMOR	62	13	-79,03	1.260	29	-97,71
UNITED STATES	3.032	1.773	-41,53	338.335	290.218	-14,22
CANADA		1	-		6	-
MEXICO		10.360	-		883	-
ARGENTINA		8.734	-		41.053	-
BRAZIL		4.169	-		5.950	-
ECUADOR	350	407	15,99	1.936	817	-57,81
UNITED KINGDOM	22	1	-95,45	20.868	20	-99,90
NETHERLANDS	82		-100,00	72		-100,00
FRANCE	33	13	-59,20	12.631	6.080	-51,86
GERMANY, FED. REP. OF	49	4	-92,90	24.802	8.533	-65,60
AUSTRIA		112	-		60	-

https://www.bps.go.id

TABEL 6. PERKEMBANGAN EKSPOR INDONESIA MENURUT KOMODITI DAN NEGARA TUJUAN
JANUARI-AGUSTUS 2020 DAN 2021

KOMODITI / NEGARA TUJUAN	BERAT BERSIH (KG)		PERUB	NILAI FOB (US $)		PERUB
	JAN-AGT 2020	JAN-AGT 2021	%	JAN-AGT 2020	JAN-AGT 2021	%
(1)	(2)	(3)	(4)	(5)	(6)	(7)
FINLAND	24		-100,00	9.832		-100,00
IRELAND	191	355	85,63	40.001	66.837	67,09
KAZAKHSTAN	13		-100,00	9.563		-100,00
PERALATAN FOTOGRAFI	**258.785**	**208.732**	**-19,34**	**59.131.610**	**56.987.598**	**-3,63**
JAPAN	115.420	77.963	-32,45	22.731.320	17.689.859	-22,18
HONG KONG	87.050	57.594	-33,84	22.253.353	21.226.496	-4,61
KOREA, REPUBLIC OF	732	3.934	437,45	210.896	1.373.827	551,42
TAIWAN	1.330	1.140	-14,27	7.869	48.692	518,75
CHINA	12.226	14.758	20,72	2.940.779	4.307.459	46,47
PAPUA NEW GUINEA	25		-100,00	1.226		-100,00
THAILAND	7.566	2.600	-65,64	2.067.493	597.473	-71,10
SINGAPORE	8.252	15.440	87,10	2.068.712	3.223.385	55,82
PHILIPPINES	2.132	3.600	68,87	491.764	770.752	56,73
MALAYSIA	1.160	803	-30,80	556.752	227.245	-59,18
MYANMAR	22	10	-54,55	7.673	5.928	-22,75
BRUNEI DARUSSALAM		4	-		242	-
VIET NAM	181	792	337,65	60.289	279.756	364,03
INDIA	271		-100,00	19.973		-100,00
UNITED ARAB EMIRATES	420	600	42,93	85.447	166.351	94,68
NIGERIA		13	-		92	-
AUSTRALIA	533	2.214	315,37	151.704	631.899	316,53
NEW ZEALAND	58	263	353,45	9.475	98.993	944,74
EAST TIMOR	92	269	191,34	1.676	3.968	136,80
UNITED STATES	9.894	14.799	49,57	2.363.806	3.159.743	33,67
CANADA	2.386	865	-63,75	681.941	287.359	-57,86
UNITED KINGDOM		8	-		1.807	-
NETHERLANDS	1.703	4.298	152,34	454.932	747.779	64,37
FRANCE	56	34	-39,00	6.204	10.311	66,19
GERMANY, FED. REP. OF	7.054	6.697	-5,06	1.791.211	2.049.219	14,40
SWITZERLAND	222	29	-86,94	167.113	25.418	-84,79
SWEDEN		5	-		53.544	-
TABUNG ELEKTRON DAN KONEKTOR ELEKTRONIK	**2.458**	**1.872**	**-23,85**	**350.389**	**141.718**	**-59,55**
KOREA, REPUBLIC OF	4		-100,00	1.418		-100,00
CHINA	28		-100,00	215		-100,00
PAPUA NEW GUINEA		2	-		105	-
THAILAND	1		-100,00	1		-100,00
SINGAPORE	1.205	1.163	-3,49	49.522	97.962	97,81
CAMEROON	75		-100,00	2.067		-100,00
NIGERIA	682	580	-14,89	11.486	7.309	-36,37
NEW CALEDONIA	76		-100,00	409		-100,00
EAST TIMOR	159	39	-75,47	365	120	-67,12
UNITED STATES	162	84	-48,40	12.980	31.563	143,17
GERMANY, FED. REP. OF	58	5	-91,38	4.275	4.659	8,97
DENMARK	10		-100,00	267.651		-100,00
PERALATAN LISTRIK	**281.560.393**	**339.162.953**	**20,46**	**3.164.141.811**	**4.142.213.141**	**30,91**
JAPAN	47.009.998	51.854.172	10,30	700.890.186	850.799.993	21,39
HONG KONG	3.900.835	4.167.482	6,84	85.589.052	90.858.421	6,16
KOREA, REPUBLIC OF	17.294.832	14.018.590	-18,94	128.631.299	109.996.627	-14,49
TAIWAN	4.338.457	5.719.531	31,83	31.778.368	45.388.179	42,83
CHINA	4.242.026	5.335.027	25,77	127.311.473	145.146.861	14,01
MONGOLIA		13.240	-		164.079	-
MACAU	3	351.423	10.127.363,98	253	2.509.323	993.691,37
PAPUA NEW GUINEA	1.960.880	2.048.202	4,45	5.722.674	5.857.024	2,35
THAILAND	14.476.191	18.305.734	26,45	132.002.904	187.844.072	42,30
SINGAPORE	16.565.354	24.282.979	46,59	417.477.751	610.190.823	46,16
PHILIPPINES	12.391.500	17.044.909	37,55	64.651.203	105.266.309	62,82
MALAYSIA	11.902.972	13.269.578	11,48	77.164.275	95.696.384	24,02
MYANMAR	780.774	389.154	-50,16	3.114.170	1.713.513	-44,98
CAMBODIA	1.399.520	1.505.699	7,59	8.322.180	9.006.414	8,22
BRUNEI DARUSSALAM	183.093	174.093	-4,92	942.075	1.047.416	11,18
LAO PEOPLE'S DEM. REP.	140.556	149.334	6,25	819.762	1.061.767	29,52
NEPAL	60.216	53.326	-11,44	169.480	166.810	-1,58
BHUTAN	229.014		-100,00	798.134		-100,00
VIET NAM	14.314.063	14.961.634	4,52	106.204.349	125.992.326	18,63
MALDIVES	55.155	55.411	0,46	208.511	430.045	106,25
INDIA	6.388.840	12.410.130	94,25	54.756.714	89.520.822	63,49
PAKISTAN	407.817	567.641	39,19	2.589.444	6.822.431	163,47
BANGLADESH	302.997	566.338	86,91	2.048.581	2.688.134	31,22
SRI LANKA	633.042	304.463	-51,90	2.650.536	1.264.673	-52,29
AFGHANISTAN	400.462		-100,00	1.284.281		-100,00
IRAQ	284.160	826.932	191,01	1.020.130	5.786.899	467,27
IRAN (ISLAMIC REPUBLIC OF)	168.596	186.194	10,44	518.775	645.553	24,44
SAUDI ARABIA	4.048.167	3.306.786	-18,31	15.493.489	14.046.331	-9,34
ISRAEL	489.578	540.838	10,47	1.855.221	2.242.271	20,86
KUWAIT	381.081	837.586	119,79	998.359	1.993.146	99,64
JORDAN	120.521	158.107	31,19	734.000	770.555	4,98
LEBANON	63.721	103.632	62,63	224.889	292.690	30,15
YEMEN	997.103	1.770.585	77,57	3.024.176	6.191.762	104,74
OMAN	574.575	438.811	-23,63	1.673.811	1.418.822	-15,23
SYRIA ARAB REPUBLIC	23.383		-100,00	71.808		-100,00
TURKEY	593.131	551.302	-7,05	5.654.157	5.049.755	-10,69
UNITED ARAB EMIRATES	5.455.514	6.615.278	21,26	29.403.095	38.365.441	30,48
QATAR	444.878	588.754	32,34	1.893.389	2.560.471	35,23
BAHRAIN	270.695	216.055	-20,18	918.252	798.598	-13,03

https://www.bps.go.id

TABEL 6. PERKEMBANGAN EKSPOR INDONESIA MENURUT KOMODITI DAN NEGARA TUJUAN
JANUARI-AGUSTUS 2020 DAN 2021

KOMODITI / NEGARA TUJUAN	BERAT BERSIH (KG)		PERUB	NILAI FOB (US $)		PERUB
	JAN-AGT 2020	JAN-AGT 2021	%	JAN-AGT 2020	JAN-AGT 2021	%
(1)	(2)	(3)	(4)	(5)	(6)	(7)
CYPRUS	66.000	139.057	110,69	268.377	445.229	65,90
EGYPT	2.656.570	2.682.772	0,99	9.280.114	13.271.406	43,01
LIBYAN ARAB JAMAHIRIYA	78.016	279.644	258,45	357.298	1.031.270	188,63
MOROCCO	605.932	582.863	-3,81	2.503.482	2.923.410	16,77
TUNISIA	135.030	126.471	-6,34	434.582	370.548	-14,73
ALGERIA	1.086.205	516.290	-52,47	4.608.624	2.928.969	-36,45
SUDAN	5.393.039	5.740.059	6,43	11.563.586	13.282.785	14,87
NAMIBIA		486	-		4.709	-
ETHIOPIA	1.036.505	286.540	-72,36	3.256.793	954.636	-70,69
TANZANIA, UNITED REP. OF	313.433	614.672	96,11	737.164	1.388.088	88,30
MADAGASCAR	19.945	15.518	-22,20	46.528	32.132	-30,94
SOMALIA	268.656	419.560	56,17	926.489	1.459.514	57,53
KENYA	870.832	1.040.033	19,43	2.680.487	3.309.853	23,48
REUNION	20.852	5.537	-73,45	78.567	21.777	-72,28
MOZAMBIQUE	116.216	135.371	16,48	285.048	329.695	15,66
EQUATORIAL GUINEA	140.662	119.700	-14,90	373.466	221.031	-40,82
TOGO	9.161	9.319	1,72	32.806	35.193	7,27
GHANA	247.080	264.078	6,88	962.180	1.037.122	7,79
LIBERIA	10.012	3.719	-62,85	171.000	18.718	-89,05
GUINEA	17.136	36.634	113,78	35.158	81.130	130,76
ANGOLA		1.745	-		24.502	-
CONGO	27.991	24.334	-13,06	77.034	69.141	-10,25
CAMEROON	44.429	32.322	-27,25	326.487	269.746	-17,38
NIGERIA	1.711.194	1.779.831	4,01	6.477.588	6.786.815	4,77
SIERRA LEONE	24.156		-100,00	57.060		-100,00
GABON	17.588	14.153	-19,53	62.570	54.413	-13,04
COTE D'IVOIRE	94.712	29.895	-68,44	719.339	260.161	-63,83
SENEGAL	600.324	705.082	17,45	2.491.848	2.935.089	17,79
MAURITANIA	541	2.700	399,08	19.757	106.691	440,01
BENIN	163.583	746.252	356,19	675.234	4.032.214	497,16
BURKINA FASO	234.101	288.762	23,35	1.153.806	1.318.414	14,27
GAMBIA	9.748	9.758	0,10	35.804	34.205	-4,47
SEYCHELLES	6.969	17.674	153,60	39.484	42.992	8,88
UGANDA	7.051	12.395	75,79	74.274	34.383	-53,71
NIGER	9.906	14.125	42,59	76.306	341.275	347,25
DJIBOUTI	192.153	315.689	64,29	500.576	783.155	56,45
SAO TOME AND PRINCIPE	8.492		-100,00	31.871		-100,00
SOUTH AFRICA	517.118	546.385	5,66	3.608.684	4.988.388	38,23
ZAMBIA	19.139		-100,00	43.757		-100,00
MALAWI	49		-100,00	1.559		-100,00
BURUNDI	71.562	69.887	-2,34	205.336	228.882	11,47
MAURITIUS	62.336	69.256	11,10	236.644	263.716	11,44
MAYOTTE	3.942	105	-97,34	32.926	276	-99,16
DEMOCRATIC REP. OF THE CONGO	15.365	51.077	232,42	55.639	179.539	222,68
AUSTRALIA	4.834.682	5.510.325	13,97	27.331.782	32.165.082	17,68
NEW ZEALAND	1.130.841	1.313.051	16,11	7.750.000	6.134.599	-20,84
GUAM		1	-		124	-
NAURU	1.168		-100,00	6.094		-100,00
NEW CALEDONIA	19.015	15.007	-21,08	51.946	37.020	-28,73
NORTHERN MARIANA ISLANDS		1.172	-		13.553	-
VANUATU	21.212	27.058	27,56	50.300	68.090	35,37
AMERICAN SAMOA	423	640	51,19	6.470	1.713	-73,53
FIJI	161.621	163.917	1,42	496.596	491.797	-0,97
KIRIBATI		1.291	-		29.188	-
SAMOA	17.501	22.083	26,18	43.113	54.139	25,57
SOLOMON ISLANDS	168.417	182.870	8,58	610.143	723.147	18,52
TONGA	16.750	51.257	206,01	41.675	124.764	199,37
EAST TIMOR	1.153.585	1.412.691	22,46	2.738.624	3.167.876	15,67
UNITED STATES	35.288.813	52.871.540	49,83	498.919.367	679.471.126	36,19
CANADA	1.697.691	1.484.049	-12,58	20.688.093	21.108.971	2,03
MEXICO	2.017.185	3.786.668	87,72	31.657.906	68.994.684	117,94
GUATEMALA	546.076	1.310.393	139,97	1.529.059	5.377.217	251,67
HONDURAS	51.956	87.295	68,02	190.240	323.525	70,06
NICARAGUA	108.245	106.843	-1,30	375.008	398.432	6,25
PANAMA	107.392	296.795	176,37	678.813	1.849.279	172,43
CURACAO	125		-100,00	23		-100,00
SURINAME	184.257	60.141	-67,36	430.547	147.945	-65,64
CHILE	1.347.976	1.826.626	35,51	5.850.513	8.893.810	52,02
VENEZUELA	104.018	90.438	-13,06	244.234	263.292	7,80
ARGENTINA	877.262	714.460	-18,56	7.644.551	7.493.523	-1,98
BRAZIL	3.987.006	6.985.562	75,21	57.030.663	157.907.187	176,88
COLOMBIA	937.087	1.226.907	30,93	3.118.143	4.195.277	34,54
BOLIVIA	26.575	401	-98,49	136.036	19.093	-85,96
URUGUAY	61.773	56.008	-9,33	531.261	559.107	5,24
PARAGUAY	188.308	279.786	48,58	476.503	1.005.109	110,93
ECUADOR	257.311	92.028	-64,23	933.742	637.736	-31,70
PERU	604.113	1.281.547	112,14	2.793.703	6.687.906	139,39
GUYANA	30.842	34.511	11,90	80.491	107.005	32,94
TRINIDAD AND TOBAGO	85.273	22.502	-73,61	224.386	83.208	-62,92
JAMAICA	28.164	18.471	-34,42	98.238	71.407	-27,31
PUERTO RICO	64.491	24.127	-62,59	493.464	54.632	-88,93
DOMINICAN REPUBLIC	90.180	125.708	39,40	322.745	542.788	68,18
EL SALVADOR	59.330	119.008	100,59	219.155	488.046	122,69
COSTA RICA	133.337	215.563	61,67	661.677	1.279.909	93,43
HAITI	26.074	97.224	272,88	236.631	424.773	79,51
BARBADOS	9	20.462	227.258,11	30	39.307	130.923,10
BERMUDA		50	-		5.900	-
CAYMAN ISLANDS		10	-		81	-

https://www.bpsbogor.id

TABEL 6. PERKEMBANGAN EKSPOR INDONESIA MENURUT KOMODITI DAN NEGARA TUJUAN
JANUARI-AGUSTUS 2020 DAN 2021

KOMODITI / NEGARA TUJUAN	BERAT BERSIH (KG)		PERUB	NILAI FOB (US $)		PERUB
	JAN-AGT 2020	JAN-AGT 2021	%	JAN-AGT 2020	JAN-AGT 2021	%
(1)	(2)	(3)	(4)	(5)	(6)	(7)
FRENCH POLYNESIA	7.850	7.072	-9,91	36.012	33.470	-7,06
GRENADA	2		-100,00	840		-100,00
MARTINIQUE		211	-		2.862	-
NETHERLANDS ANTILLES	2	4.892	244.507,50	56	22.003	39.170,66
SAINT LUCIA	23.948	17.222	-28,09	42.986	39.386	-8,37
GUADELOUPE	584	58	-90,07	7.970	326	-95,91
VIRGIN ISLANDS (BRITISH)	175		-100,00	736		-100,00
UNITED KINGDOM	7.845.710	6.896.969	-12,09	32.762.762	38.705.258	18,14
NETHERLANDS	3.427.085	3.652.018	6,56	64.718.171	82.152.798	26,94
FRANCE	6.473.647	6.342.119	-2,03	131.404.109	125.741.030	-4,31
GERMANY, FED. REP. OF	1.147.805	1.163.769	1,39	16.509.765	16.792.321	1,71
AUSTRIA	124.376	2.557	-97,94	357.642	44.611	-87,53
BELGIUM	462.556	650.213	40,57	3.465.903	5.463.608	57,64
SWITZERLAND	58.376	124.271	112,88	1.915.090	2.153.080	12,43
LUXEMBOURG	6		-100,00	539		-100,00
DENMARK	12.777	22.585	76,76	207.524	386.139	86,07
NORWAY	12	11.622	98.387,29	2.450	143.533	5.758,50
SWEDEN	123.578	442.948	258,43	1.533.659	2.759.761	79,95
FINLAND	6.770	46.002	579,54	432.216	419.433	-2,96
IRELAND	4.035	9.475	134,84	581.279	945.296	62,62
ITALY	3.510.111	3.253.668	-7,31	24.257.005	17.728.088	-26,92
SPAIN	2.076.574	1.341.482	-35,40	14.568.138	13.905.888	-4,55
PORTUGAL	88.281	103.624	17,38	397.104	553.409	39,36
GREECE	1.495.713	1.498.638	0,20	3.694.009	3.778.914	2,30
HUNGARY	979.612	1.410.798	44,02	16.218.623	29.366.492	81,07
POLAND	2.833.587	3.554.245	25,43	56.910.857	85.652.618	50,50
ROMANIA	646.988	623.012	-3,71	9.534.275	5.776.953	-39,41
BULGARIA	60.041	61.508	2,44	374.101	273.745	-26,83
ALBANIA	11.503	14.507	26,12	54.725	66.691	21,87
AZERBAIJAN	42	74.934	178.739,86	4.187	1.389.630	33.090,75
KAZAKHSTAN	84.074	211.200	151,21	392.557	1.210.046	208,25
KYRGYZSTAN		90	-		73	-
TURKMENISTAN	8.012		-100,00	29.261		-100,00
UKRAINE	141.007	81.644	-42,10	540.823	247.918	-54,16
UZBEKISTAN	551.400	446.297	-19,06	2.153.025	1.821.714	-15,39
LITHUANIA	3.311	2.290	-30,84	447.205	388.403	-13,15
LATVIA	45	3.808	8.361,43	1.637	209.315	12.683,63
ESTONIA	60		-100,00	6.300		-100,00
GEORGIA	208.605	239.902	15,00	739.913	859.224	16,12
CROATIA	22.845	28.658	25,45	107.572	277.242	157,73
BOSNIA AND HERZEGOVINA	3	2	-34,21	22	24	11,58
MALTA	5.972	0	-100,00	68.650	2	-100,00
SLOVAKIA	581.555	632.379	8,74	5.680.632	12.136.017	113,64
SLOVENIA	18.231	936	-94,87	248.777	40.871	-83,57
CZECH REPUBLIC	430.768	670.498	55,65	6.171.933	10.821.087	75,33
REP. OF MACEDONIA	196	8.757	4.374,50	2.320	39.347	1.595,93
RUSSIA FEDERATION	1.414.215	2.126.069	50,34	18.501.360	32.899.353	77,82
SERBIA	4.835	270	-94,42	148.588	9.815	-93,39
MONTENEGRO		4.548	-		18.026	-
PERALATAN RUMAH TANGGA	**584.965**	**898.232**	**53,55**	**3.514.787**	**5.512.584**	**56,84**
JAPAN	117	371	217,09	1.412	3.736	164,71
HONG KONG	28.654	34.938	21,93	297.125	361.881	21,79
CHINA	28	12	-57,25	678	159	-76,59
MACAU	4.635	7.500	61,81	34.379	54.967	59,89
PAPUA NEW GUINEA	3		-100,00	33		-100,00
THAILAND	20.577	41.261	100,52	157.763	313.270	98,57
SINGAPORE	116.927	139.362	19,19	494.027	835.114	69,04
PHILIPPINES	48.264	110.269	128,47	257.096	595.425	131,60
MALAYSIA	159.227	146.254	-8,15	1.006.574	1.025.773	1,91
MYANMAR	20.163	16.194	-19,68	113.609	88.936	-21,72
CAMBODIA	2.046	1.934	-5,45	21.748	17.802	-18,14
BRUNEI DARUSSALAM	534	79	-85,21	6.389	1.354	-78,81
NEPAL	749	1.238	65,29	6.752	12.179	80,38
VIET NAM	17.744	10.391	-41,44	127.923	78.326	-38,77
MALDIVES	2.543	1.542	-39,37	7.613	2.915	-61,71
INDIA	2.580	6.846	165,35	31.303	83.768	167,60
BANGLADESH	1.402	4.696	234,91	8.329	27.965	235,77
SRI LANKA	16.835	19.963	18,58	90.189	91.947	1,95
SAUDI ARABIA		51	-		800	-
ISRAEL	2.116	1.020	-51,80	22.937	11.900	-48,12
KUWAIT		2.602	-		11.969	-
OMAN	5.917	65.843	1.012,87	29.293	338.622	1.056,00
TURKEY		2.045	-		37.946	-
UNITED ARAB EMIRATES	9.727	59.347	510,13	51.244	318.457	521,46
QATAR	285	968	239,65	4.423	10.958	147,74
BAHRAIN	323	8.188	2.435,11	3.344	40.207	1.102,37
CYPRUS		1.206	-		11.404	-
KENYA		102	-		679	-
TOGO	4		-100,00	18		-100,00
GUINEA		5	-		19	-
CAMEROON		13.966	-		40.056	-
NIGERIA	23.606	21.250	-9,98	102.367	69.440	-32,17
SIERRA LEONE	3		-100,00	23		-100,00
GAMBIA		2	-		29	-
MAURITIUS	17.844	21.414	20,01	100.116	131.808	31,66
NEW ZEALAND	9	480	5.549,71	39	6.242	15.824,17
FIJI	55	462	740,00	356	1.960	449,94

https://www.bps.go.id

TABEL 6. PERKEMBANGAN EKSPOR INDONESIA MENURUT KOMODITI DAN NEGARA TUJUAN
JANUARI-AGUSTUS 2020 DAN 2021

KOMODITI / NEGARA TUJUAN	BERAT BERSIH (KG)		PERUB	NILAI FOB (US $)		PERUB
	JAN-AGT 2020	JAN-AGT 2021	%	JAN-AGT 2020	JAN-AGT 2021	%
(1)	(2)	(3)	(4)	(5)	(6)	(7)
KIRIBATI		1.938	-		10.331	-
EAST TIMOR	41.168	50.021	21,50	69.265	54.067	-21,94
UNITED STATES	7.489	55.298	638,39	75.705	215.037	184,04
FRENCH POLYNESIA		629	-		11.951	-
NETHERLANDS	2		-100,00	2		-100,00
FRANCE	98	1	-99,49	3.480	15	-99,56
GERMANY, FED. REP. OF	5.661	10.129	78,93	68.929	126.251	83,16
BELGIUM	27.618	37.587	36,10	320.153	450.526	40,72
SWITZERLAND		170	-		3.456	-
IRELAND		660	-		12.936	-
SPAIN	15		-100,00	150		-100,00
KABEL SERAT OPTIK	**187.373**	**147.521**	**-21,27**	**8.164.668**	**16.174.672**	**98,11**
KOREA, REPUBLIC OF	2.360	0	-99,98	109.237	282	-99,74
CHINA	55.218	9.015	-83,67	3.874.377	9.243.558	138,58
THAILAND	432		-100,00	16.989		-100,00
SINGAPORE	172	11	-93,90	5.726	111	-98,06
PHILIPPINES	38.690	1	-100,00	210.315	980	-99,53
MALAYSIA	5.074		-100,00	231.791		-100,00
VIET NAM	895	1.321	47,57	44.870	1.471.001	3.178,38
INDIA	31.516	87.232	176,78	1.106.676	3.241.140	192,87
SOUTH AFRICA		13.433	-		811.332	-
AUSTRALIA	11		-100,00	3.039		-100,00
UNITED STATES	56	1	-98,04	50	13.166	26.231,06
BRAZIL	45.688	36.370	-20,40	2.208.538	1.382.143	-37,42
FRANCE		2	-		359	-
GERMANY, FED. REP. OF	7.262	135	-98,14	353.060	10.600	-97,00
MESIN UNTUK KEPERLUAN UMUM	**113.258.559**	**147.673.382**	**30,39**	**1.061.139.806**	**1.309.977.790**	**23,45**
JAPAN	12.122.440	12.669.767	4,51	142.211.797	156.235.996	9,86
HONG KONG	291.435	695.277	138,57	6.138.677	9.097.953	48,21
KOREA, REPUBLIC OF	4.034.172	5.376.544	33,28	27.334.636	33.981.136	24,32
TAIWAN	1.669.462	1.576.405	-5,57	7.551.772	9.437.023	24,96
CHINA	5.599.725	7.767.768	38,72	54.747.407	68.421.327	24,98
MONGOLIA	138		-100,00	8.848		-100,00
MACAU	1		-100,00	30		-100,00
PAPUA NEW GUINEA	77.507	129.865	67,55	1.254.584	1.161.292	-7,44
THAILAND	17.910.468	27.485.507	53,46	107.070.883	149.216.209	39,36
SINGAPORE	13.488.902	15.375.902	13,99	158.162.390	177.987.366	12,53
PHILIPPINES	2.444.639	3.509.101	43,54	20.264.082	28.847.245	42,36
MALAYSIA	3.069.406	3.414.085	11,23	30.737.264	34.233.154	11,37
MYANMAR	357.500	327.703	-8,33	1.982.289	2.633.581	32,86
CAMBODIA	78.073	61.281	-21,51	423.080	774.944	83,17
BRUNEI DARUSSALAM	128.048	14.698	-88,52	4.008.624	189.265	-95,28
LAO PEOPLE'S DEM. REP.	517	2.267	338,98	48.133	103.005	114,00
NEPAL	4.563	1.573	-65,52	71.024	19.705	-72,26
VIET NAM	9.187.436	7.098.591	-22,74	58.624.863	54.781.268	-6,56
MALDIVES	25.847	77.629	200,34	111.506	200.517	79,83
INDIA	2.136.429	2.742.141	28,35	26.494.289	28.800.481	8,70
PAKISTAN	596.810	960.642	60,96	2.669.705	9.304.583	248,52
BANGLADESH	162.259	728.882	349,21	1.005.306	4.035.261	301,40
SRI LANKA	282.289	376.073	33,22	1.724.679	2.113.065	22,52
AFGHANISTAN	22.311		-100,00	179.175		-100,00
IRAQ	26.794	340.546	1.170,98	342.519	1.523.438	344,78
IRAN (ISLAMIC REPUBLIC OF)	66.873	52.008	-22,23	430.041	365.016	-15,12
SAUDI ARABIA	697.319	494.271	-29,12	6.164.884	4.860.369	-21,16
ISRAEL	109.259	28.473	-73,94	292.734	179.780	-38,59
KUWAIT	90.033	47.583	-47,15	704.331	270.747	-61,56
JORDAN	13.678	11.050	-19,21	59.061	120.790	104,52
LEBANON	4.892	82.970	1.595,94	25.135	108.439	331,42
YEMEN	108.358	142.544	31,55	665.578	789.499	18,62
OMAN	134.095	26.085	-80,55	1.134.393	245.904	-78,32
TURKEY	544.329	596.691	9,62	19.171.912	9.188.645	-52,07
UNITED ARAB EMIRATES	2.386.336	3.852.519	61,44	16.325.065	12.820.202	-21,47
QATAR	233.966	96.765	-58,64	3.431.468	542.902	-84,18
BAHRAIN	208.263	117.908	-43,38	1.515.841	1.040.463	-31,36
CYPRUS	21.253		-100,00	137.052		-100,00
EGYPT	112.498	77.991	-30,67	634.098	701.285	10,60
LIBYAN ARAB JAMAHIRIYA	906	97	-89,29	14.439	1.000	-93,07
MOROCCO	6.364	16.645	161,55	26.391	101.676	285,27
TUNISIA	22	402	1.711,08	247	4.098	1.561,13
ALGERIA	57.224	44.937	-21,47	468.379	383.422	-18,14
SUDAN	866.697	611.282	-29,47	2.984.699	2.830.975	-5,15
ETHIOPIA	500	40.770	8.053,93	16.920	259.544	1.433,98
TANZANIA, UNITED REP. OF	2.240	60.574	2.604,80	84.109	109.690	30,42
MADAGASCAR	1.903	8.096	325,42	44.880	52.454	16,88
SOMALIA	7.925	8.644	9,07	48.200	56.221	16,64
KENYA	19.865	45.100	127,03	186.396	242.652	30,18
REUNION		7	-		41	-
MOZAMBIQUE		3.700	-		38.560	-
TOGO	2.113	38	-98,20	5.002	77	-98,46
GHANA	56.189	44.734	-20,39	305.899	261.457	-14,53
LIBERIA	3	29.243	974.666,67	1.082	270.674	24.927,63
GUINEA		199	-		618	-
ANGOLA		675	-		39.804	-
CONGO		30	-		105	-
CAMEROON	500	140	-72,00	19.769	4.700	-76,23
NIGERIA	274.474	473.074	72,36	2.330.261	3.326.356	42,75

https://www.bpsbogor.id

TABEL 6. PERKEMBANGAN EKSPOR INDONESIA MENURUT KOMODITI DAN NEGARA TUJUAN
JANUARI-AGUSTUS 2020 DAN 2021

KOMODITI / NEGARA TUJUAN	BERAT BERSIH (KG)		PERUB	NILAI FOB (US $)		PERUB
	JAN-AGT 2020	JAN-AGT 2021	%	JAN-AGT 2020	JAN-AGT 2021	%
(1)	(2)	(3)	(4)	(5)	(6)	(7)
SIERRA LEONE	1.443	44	-96,99	15.105	238	-98,42
GABON		2.404	-		37.920	-
COTE D'IVOIRE	461	18.964	4.013,67	23.794	300.853	1.164,42
SENEGAL	633	2.479	291,64	22.629	12.510	-44,72
MAURITANIA	12.000		-100,00	4.400		-100,00
MALI	494	749	51,62	26.455	52.851	99,77
BENIN		816	-		4.032	-
BURKINA FASO	672	15.227	2.165,92	3.411	238.918	6.905,20
GAMBIA		29	-		101	-
UGANDA	17.201	320	-98,14	75.849	2.226	-97,07
NIGER	5.122	6.783	32,45	56.820	155.798	174,20
DJIBOUTI		20	-		400	-
SOUTH AFRICA	635.076	592.667	-6,68	7.508.483	5.627.075	-25,06
ZIMBABWE		686	-		14.200	-
ZAMBIA		685	-		14.200	-
MAURITIUS	42.979	29.465	-31,44	301.659	198.222	-34,29
MAYOTTE		0	-		143	-
DEMOCRATIC REP. OF THE CONGO	38	117	207,89	189	176	-6,67
AUSTRALIA	2.567.030	3.188.714	24,22	30.397.245	56.356.469	85,40
NEW ZEALAND	102.519	204.321	99,30	781.324	1.748.333	123,77
NAURU	1.700		-100,00	7.846		-100,00
NEW CALEDONIA	130	9	-92,74	1.389	217	-84,34
AMERICAN SAMOA		224	-		900	-
FIJI	11.469	2.576	-77,54	135.625	23.043	-83,01
KIRIBATI		5	-		250	-
MARSHALL ISLANDS	68.973		-100,00	1.218.800		-100,00
SOLOMON ISLANDS	6.795	4.501	-33,76	77.729	82.986	6,76
EAST TIMOR	779.768	644.553	-17,34	2.508.705	1.975.955	-21,24
UNITED STATES	15.946.794	29.264.062	83,51	151.493.424	247.967.791	63,68
CANADA	356.308	281.186	-21,08	8.962.020	15.635.418	74,46
MEXICO	2.334.212	1.476.751	-36,73	16.718.483	18.727.128	12,01
GUATEMALA	31.945	57.733	80,73	248.620	441.950	77,76
HONDURAS	7.503	29.338	291,00	38.072	154.722	306,40
NICARAGUA	1.546	3.675	137,72	9.031	25.513	182,50
PANAMA	53.484	67.486	26,18	467.395	483.074	3,35
CUBA	3.860		-100,00	71.369		-100,00
SURINAME	12.249		-100,00	89.980		-100,00
CHILE	156.062	305.869	95,99	1.804.884	2.870.277	59,03
VENEZUELA	57.881	792.299	1.268,83	308.738	4.492.098	1.354,99
ARGENTINA	158.416	226.139	42,75	9.394.242	6.338.886	-32,52
BRAZIL	1.040.684	1.200.522	15,36	13.431.441	13.097.522	-2,49
COLOMBIA	88.282	66.911	-24,21	603.866	501.286	-16,99
BOLIVIA	1	15.482	1.548.101,50	77	66.717	86.715,51
URUGUAY	2.574	1.828	-28,99	19.229	10.822	-43,72
PARAGUAY	72.644	85.160	17,23	445.218	548.864	23,28
ECUADOR	720.334	1.074.659	49,19	3.189.832	4.668.581	46,36
PERU	69.054	316.150	357,83	465.278	2.089.150	349,01
GUYANA	7.696	7.859	2,13	55.925	45.718	-18,25
TRINIDAD AND TOBAGO	39.495	20.114	-49,07	221.734	92.282	-58,38
JAMAICA		9	-		490	-
DOMINICAN REPUBLIC	103.352	138.301	33,82	623.639	826.213	32,48
EL SALVADOR	6.985	8.319	19,09	104.697	104.250	-0,43
COSTA RICA	7.379	6.505	-11,84	88.268	76.417	-13,43
HAITI	1.350	4.244	214,37	10.824	31.260	188,80
UNITED KINGDOM	447.484	382.084	-14,61	6.926.245	7.879.241	13,76
NETHERLANDS	1.028.355	1.111.487	8,08	19.623.495	21.991.813	12,07
FRANCE	775.507	982.882	26,74	6.807.080	8.767.777	28,80
GERMANY, FED. REP. OF	2.069.190	2.271.945	9,80	27.993.342	31.499.154	12,52
AUSTRIA	73.194	67.760	-7,42	594.430	500.997	-15,72
BELGIUM	783.556	1.041.017	32,86	7.225.482	8.314.350	15,07
SWITZERLAND	44.338	101.327	128,54	424.831	704.038	65,72
LUXEMBOURG		8	-		674	-
DENMARK	31.403	8.777	-72,05	969.691	192.440	-80,15
NORWAY	95.214	1.257	-98,68	1.674.919	27.758	-98,34
SWEDEN	82.804	221.485	167,48	238.052	2.342.266	883,93
FINLAND	49.145	56.221	14,40	343.073	454.414	32,45
IRELAND	7.821	9.792	25,21	612.726	75.098	-87,74
ITALY	889.628	753.090	-15,35	14.519.492	11.379.924	-21,62
SPAIN	249.825	149.292	-40,24	1.152.920	754.017	-34,60
PORTUGAL	9.097	11.319	24,43	47.162	59.136	25,39
GREECE	68.417	133.435	95,03	426.550	733.138	71,88
HUNGARY	8.011	23.300	190,85	123.551	301.455	143,99
POLAND	255.117	254.998	-0,05	1.892.173	1.962.094	3,70
ROMANIA	3.384	10.069	197,54	50.634	33.790	-33,27
BULGARIA	11.948	5.769	-51,72	44.065	42.593	-3,34
ALBANIA		16.084	-		92.296	-
ARMENIA		296	-		7.933	-
AZERBAIJAN		52	-		5.260	-
KAZAKHSTAN	15.840	13.371	-15,59	183.488	174.297	-5,01
KYRGYZSTAN		10	-		25	-
UKRAINE	20.363	5.448	-73,25	66.894	26.221	-60,80
UZBEKISTAN		30	-		255	-
LITHUANIA	58.998	4.210	-92,86	530.770	41.452	-92,19
LATVIA	7.978	65.474	720,71	38.589	405.508	950,83
ESTONIA	6.163	383	-93,79	29.335	300	-98,98
GEORGIA	50.232	12.111	-75,89	670.711	67.943	-89,87
CROATIA	608		-100,00	31.776		-100,00
MALTA		5	-		3.468	-

https://www.bps.go.id

TABEL 6. PERKEMBANGAN EKSPOR INDONESIA MENURUT KOMODITI DAN NEGARA TUJUAN
JANUARI-AGUSTUS 2020 DAN 2021

KOMODITI / NEGARA TUJUAN	BERAT BERSIH (KG)		PERUB	NILAI FOB (US $)		PERUB
	JAN-AGT 2020	JAN-AGT 2021	%	JAN-AGT 2020	JAN-AGT 2021	%
(1)	(2)	(3)	(4)	(5)	(6)	(7)
SLOVENIA	68	1.095	1.521,48	9.642	46.360	380,84
CZECH REPUBLIC	70.446	56.310	-20,07	1.057.931	1.218.533	15,18
REP. OF MACEDONIA	314		-100,00	2.613		-100,00
RUSSIA FEDERATION	764.270	1.986.737	159,95	4.398.582	11.406.684	159,33
SERBIA		5	-		4.664	-
MESIN UNTUK KEPERLUAN KHUSUS	**121.422.977**	**153.781.009**	**26,65**	**597.706.621**	**829.015.102**	**38,70**
JAPAN	10.325.064	10.313.534	-0,11	47.783.266	52.539.894	9,95
HONG KONG	645.462	332.892	-48,43	1.642.055	2.455.140	49,52
KOREA, REPUBLIC OF	7.002.309	8.574.770	22,46	11.939.505	15.878.028	32,99
TAIWAN	983.315	1.161.263	18,10	7.074.204	6.701.387	-5,27
CHINA	2.230.544	2.212.143	-0,82	20.019.674	18.802.102	-6,08
MONGOLIA	5.703.306	496	-99,99	12.940.243	2.459	-99,98
PAPUA NEW GUINEA	818.428	1.285.282	57,04	2.689.559	6.121.503	127,60
THAILAND	10.686.652	14.152.350	32,43	74.928.319	82.878.524	10,61
SINGAPORE	5.180.029	12.189.315	135,31	58.227.867	104.123.231	78,82
PHILIPPINES	5.589.015	5.135.274	-8,12	37.665.580	46.002.739	22,13
MALAYSIA	5.221.438	8.350.007	59,92	28.629.175	34.192.268	19,43
MYANMAR	2.748.203	1.702.886	-38,04	11.504.488	7.298.828	-36,56
CAMBODIA	933.951	2.252.954	141,23	3.876.108	8.792.762	126,85
BRUNEI DARUSSALAM	60.976	16.145	-73,52	184.373	112.583	-38,94
LAO PEOPLE'S DEM. REP.	28.733	201.003	599,56	123.582	816.995	561,09
NEPAL		390	-		3.491	-
BHUTAN	326		-100,00	7.534		-100,00
VIET NAM	2.647.965	4.595.404	73,54	10.065.788	16.945.376	68,35
MALDIVES	285	3	-99,00	2.863	803	-71,94
INDIA	873.668	1.429.090	63,57	4.980.210	7.723.336	55,08
PAKISTAN	225.903	780.818	245,64	538.672	1.502.762	178,98
BANGLADESH	74.476	717.725	863,71	869.338	3.172.765	264,96
SRI LANKA	11.055	189.823	1.617,03	149.797	1.863.253	1.143,85
IRAQ	208	0	-99,84	4.132	56	-98,64
IRAN (ISLAMIC REPUBLIC OF)	7.111	5.800	-18,44	317.200	136.922	-56,83
SAUDI ARABIA	929.707	75.015	-91,93	3.034.416	267.368	-91,19
ISRAEL	10.955	3.794	-65,37	46.216	131.490	184,51
KUWAIT	1.051.936	1.245.767	18,43	8.463.457	10.571.167	24,90
JORDAN	147.170	250.055	69,91	200.585	242.302	20,80
LEBANON	45.000	63.940	42,09	25.000	138.883	455,53
OMAN	284.760	346.913	21,83	3.957.629	3.646.968	-7,85
SYRIA ARAB REPUBLIC	70.210		-100,00	15.531		-100,00
TURKEY	630.470	1.737.720	175,62	2.067.828	4.779.305	131,13
UNITED ARAB EMIRATES	8.098.879	7.422.425	-8,35	7.111.444	11.539.609	62,27
QATAR	74.494	44.299	-40,53	427.235	161.931	-62,10
BAHRAIN		28.572	-		253.165	-
EGYPT	281.447	912.623	224,26	612.914	2.162.872	252,88
LIBYAN ARAB JAMAHIRIYA	155.143		-100,00	172.159		-100,00
MOROCCO	300		-100,00	7.200		-100,00
TUNISIA	32.661		-100,00	103.912		-100,00
ALGERIA	21.812	5.385	-75,31	149.558	180.195	20,49
SUDAN	23.823	15.448	-35,15	113.682	34.845	-69,35
LESOTHO	3.200		-100,00	230.043		-100,00
NAMIBIA	157.510		-100,00	403.335		-100,00
ETHIOPIA	239.354	900	-99,62	827.785	2.242	-99,73
TANZANIA, UNITED REP. OF	664.278	1.499.869	125,79	2.355.307	4.385.392	86,19
MADAGASCAR	27	77	181,03	6.650	10.098	51,86
SOMALIA	3		-100,00	9		-100,00
KENYA	42.020	100.031	138,06	219.902	297.950	35,49
MOZAMBIQUE	677	1.660	145,20	5.817	28.876	396,45
TOGO	428		-100,00	1.159		-100,00
GHANA	1.656.424	916.051	-44,70	6.668.317	2.454.721	-63,19
LIBERIA	132.213	72.927	-44,84	440.699	393.018	-10,82
GUINEA	814.550	945.018	16,02	2.012.128	2.364.199	17,50
ANGOLA	36	156.664	435.077,54	4.254	1.182.481	27.699,28
CAMEROON	16.620	60	-99,64	37.179	275	-99,26
NIGERIA	136.917	604.545	341,54	1.297.492	851.860	-34,35
SIERRA LEONE	5.740	5.478	-4,56	32.865	41.785	27,14
COTE D'IVOIRE	872.256	895.053	2,61	2.371.611	2.855.949	20,42
SENEGAL	115.029	9.362	-91,86	240.443	42.189	-82,45
MAURITANIA	1.167.598	344.025	-70,54	2.554.682	728.635	-71,48
BURKINA FASO	9.552	204.963	2.045,76	27.432	601.261	2.091,82
GAMBIA		242	-		375	-
SEYCHELLES	1.080	0	-100,00	5.625	85	-98,49
NIGER	10	818	8.076,00	4.900	4.110	-16,11
DJIBOUTI	18		-100,00	54		-100,00
SOUTH AFRICA	3.451.490	4.859.216	40,79	19.440.598	14.998.756	-22,85
ZAMBIA		2.803	-		118.213	-
MAURITIUS	409	29	-92,91	838	200	-76,13
MAYOTTE	25		-100,00	116		-100,00
DEMOCRATIC REP. OF THE CONGO	1.145	266	-76,82	8.012	10.943	36,58
AUSTRALIA	12.558.996	20.541.150	63,56	40.159.789	111.438.724	177,49
NEW ZEALAND	116.154	902.374	676,88	803.703	4.778.966	494,62
NEW CALEDONIA	187.486	142.261	-24,12	1.663.859	1.207.726	-27,41
FIJI	1.440	5.479	280,62	15.750	38.935	147,21
MARSHALL ISLANDS	234.896		-100,00	1.451.763		-100,00
SAMOA	1.120		-100,00	2.440		-100,00
SOLOMON ISLANDS	673	218.570	32.362,46	12.669	915.989	7.129,89
EAST TIMOR	452.314	875.269	93,51	1.645.585	2.518.346	53,04
UNITED STATES	9.756.676	16.774.606	71,93	67.050.704	122.475.676	82,66
CANADA	9.640	39.647	311,27	245.948	293.353	19,27

https://www.bps.go.id

TABEL 6. PERKEMBANGAN EKSPOR INDONESIA MENURUT KOMODITI DAN NEGARA TUJUAN
JANUARI-AGUSTUS 2020 DAN 2021

KOMODITI / NEGARA TUJUAN	BERAT BERSIH (KG)		PERUB	NILAI FOB (US $)		PERUB
	JAN-AGT 2020	JAN-AGT 2021	%	JAN-AGT 2020	JAN-AGT 2021	%
(1)	(2)	(3)	(4)	(5)	(6)	(7)
MEXICO	97.438	420.664	331,73	634.855	9.372.105	1.376,26
GUATEMALA	83.178	134.640	61,87	403.374	632.818	56,88
HONDURAS	14.395	2.497	-82,65	57.140	101.576	77,77
NICARAGUA		10.190	-		49.800	-
PANAMA	195.081	123.104	-36,90	588.557	548.849	-6,75
SURINAME	88.634	40.228	-54,61	383.108	170.151	-55,59
CHILE	955.609	1.942.820	103,31	2.656.879	9.719.235	265,81
VENEZUELA	54.960	34.805	-36,67	339.626	174.743	-48,55
ARGENTINA	71.929	21.015	-70,78	206.864	77.593	-62,49
BRAZIL	2.527.576	2.224.007	-12,01	12.645.321	17.099.208	35,22
COLOMBIA	900	272.497	30.188,91	13.092	711.614	5.335,49
URUGUAY	148	139	-5,73	1.270	1.650	29,92
PARAGUAY		3.865	-		18.976	-
ECUADOR	27.886	35.784	28,32	44.914	127.743	184,42
PERU	1.113.238	1.064.691	-4,36	4.581.048	1.853.532	-59,54
GUYANA		12.000	-		2.000	-
DOMINICAN REPUBLIC		4	-		490	-
EL SALVADOR	28	970	3.414,49	4.424	15.000	239,06
COSTA RICA	25	102	304,03	277	30.156	10.778,89
HAITI	15.525	15.525	0,00	133.122	133.122	0,00
BARBADOS	0		-100,00	4		-100,00
UNITED KINGDOM	289.634	833.792	187,88	2.031.087	5.473.785	169,50
NETHERLANDS	43.208	262.442	507,40	590.510	3.041.503	415,06
FRANCE	237.101	527.243	122,37	3.667.247	6.975.179	90,20
GERMANY, FED. REP. OF	2.171.434	1.008.665	-53,55	18.994.299	12.876.163	-32,21
AUSTRIA	2.404	32	-98,67	46.983	3.677	-92,17
BELGIUM	465.664	831.019	78,46	2.846.493	5.973.736	109,86
SWITZERLAND	1.685.392	997	-99,94	13.396.889	95.469	-99,29
LUXEMBOURG		63	-		6.072	-
DENMARK	30.670	14.906	-51,40	337.626	246.866	-26,88
NORWAY	1.697	4.444	161,85	37.616	50.328	33,79
SWEDEN	854		-100,00	36.880		-100,00
FINLAND	13.656	13.629	-0,19	624.528	54.185	-91,32
IRELAND	382	31	-91,88	30.357	6.399	-78,92
ITALY	717.062	1.075.354	49,97	6.400.299	8.013.593	25,21
SPAIN	48.900	1.316.691	2.592,62	792.547	4.174.534	426,72
PORTUGAL	14	598	4.329,63	518	27.257	5.161,65
GREECE	61.000		-100,00	25.000		-100,00
HUNGARY	48	1	-98,32	18.522	229	-98,76
POLAND	2.629		-100,00	89.591		-100,00
ROMANIA	54	38	-29,54	54.090	3.680	-93,20
BULGARIA	189	1	-99,60	4.549	1.125	-75,27
AZERBAIJAN		168	-		7.350	-
MOLDOVA, REPUBLIC OF		6.542	-		191.751	-
UKRAINE		8.792	-		39.867	-
LITHUANIA	195		-100,00	7.403		-100,00
LATVIA	181.299	218.497	20,52	487.420	672.438	37,96
ESTONIA	2.912	8.253	183,41	62.770	297.461	373,89
GEORGIA	465.621		-100,00	1.123.399		-100,00
CROATIA	973.145	100	-99,99	1.916.445	207	-99,99
MALTA		0	-		3	-
SLOVAKIA		7.019	-		15.833	-
SLOVENIA	29.276		-100,00	69.437		-100,00
CZECH REPUBLIC	78	250	221,12	1.502	1.431	-4,77
REP. OF MACEDONIA	5.300		-100,00	108.000		-100,00
RUSSIA FEDERATION	2.081.418	3.411.163	63,89	6.288.980	12.705.982	102,04
KENDARAAN BERMOTOR RODA 4 DAN LEBIH	**201.710.058**	**273.253.060**	**35,47**	**1.758.786.381**	**2.408.697.819**	**36,95**
JAPAN	7.481.652	13.853.979	85,17	68.581.601	138.494.895	101,94
HONG KONG	88.572	91.746	3,58	590.150	575.500	-2,48
KOREA, REPUBLIC OF	13.520	62.520	362,43	203.726	721.076	253,94
TAIWAN	2.652.082	2.637.926	-0,53	25.285.170	27.852.264	10,15
CHINA	22.900	17.264	-24,61	148.204	269.358	81,75
MONGOLIA	720.000	2.100.000	191,67	1.425.000	5.200.000	264,91
PAPUA NEW GUINEA	203.417	552.597	171,66	1.801.674	4.261.246	136,52
THAILAND	13.903.360	19.565.526	40,73	133.212.351	180.133.423	35,22
SINGAPORE	727.912	634.116	-12,89	6.655.879	6.860.865	3,08
PHILIPPINES	49.454.695	61.651.606	24,66	445.204.659	584.683.199	31,33
MALAYSIA	7.888.060	11.049.524	40,08	56.839.941	93.471.436	64,45
MYANMAR	7.191.130	1.663.384	-76,87	60.478.731	14.079.534	-76,72
CAMBODIA	637.965	864.405	35,49	5.706.421	7.555.801	32,41
BRUNEI DARUSSALAM	1.506.645	2.570.402	70,60	13.329.843	22.638.781	69,84
LAO PEOPLE'S DEM. REP.	79.045	138.731	75,51	667.855	1.191.318	78,38
NEPAL	21.110	91.445	333,18	161.877	729.512	350,66
BHUTAN	10.240		-100,00	93.320		-100,00
VIET NAM	26.795.521	40.189.539	49,99	233.068.484	349.363.724	49,90
MALDIVES		8	-		126	-
INDIA	323.518	376.007	16,22	3.824.837	3.806.931	-0,47
PAKISTAN	583.866	4.444.623	661,24	3.935.344	25.835.660	556,50
BANGLADESH	544.054	794.650	46,06	4.881.570	6.548.077	34,14
SRI LANKA	327.390	3.928	-98,80	3.023.299	27.578	-99,09
IRAQ	49.900	14.385	-71,17	537.090	162.078	-69,82
IRAN (ISLAMIC REPUBLIC OF)	16.032	9.847	-38,58	381.566	72.776	-80,93
SAUDI ARABIA	30.459.221	38.899.970	27,71	270.663.043	353.377.882	30,56
KUWAIT	3.189.805	2.919.430	-8,48	29.933.203	28.070.433	-6,22
JORDAN	100.500	100.000	-0,50	963.900	1.001.800	3,93
LEBANON	16.785	167.095	895,50	151.676	1.622.951	970,01

https://www.bps.go.id

TABEL 6. PERKEMBANGAN EKSPOR INDONESIA MENURUT KOMODITI DAN NEGARA TUJUAN
JANUARI-AGUSTUS 2020 DAN 2021

KOMODITI / NEGARA TUJUAN	BERAT BERSIH (KG)		PERUB	NILAI FOB (US $)		PERUB
	JAN-AGT 2020	JAN-AGT 2021	%	JAN-AGT 2020	JAN-AGT 2021	%
(1)	(2)	(3)	(4)	(5)	(6)	(7)
YEMEN	100.485	81.900	-18,50	902.737	732.726	-18,83
OMAN	4.652.920	2.958.135	-36,42	49.612.832	32.713.256	-34,06
UNITED ARAB EMIRATES	6.369.425	10.819.557	69,87	58.205.300	98.997.004	70,08
QATAR	1.696.215	2.037.335	20,11	16.532.697	18.921.944	14,45
BAHRAIN	949.040	996.325	4,98	9.277.127	9.110.571	-1,80
EGYPT	1.413.255	1.282.730	-9,24	12.545.544	10.751.145	-14,30
LIBYAN ARAB JAMAHIRIYA		22.880	-		274.131	-
MOROCCO	722.940	752.025	4,02	4.770.054	5.866.644	22,99
TUNISIA	3.300	1.815.000	54.900,00	19.058	9.859.858	51.635,65
SUDAN	28.380	9.030	-68,18	266.275	81.329	-69,46
ETHIOPIA	36.120		-100,00	335.972		-100,00
TANZANIA, UNITED REP. OF		89.920	-		354.794	-
KENYA	7.647	2.580	-66,26	52.879	23.968	-54,67
GHANA	87.410	137.230	57,00	738.502	1.174.300	59,01
LIBERIA		60	-		5.400	-
CAMEROON	8.990	30.230	236,26	63.110	466.884	639,79
NIGERIA	205.684	5.000	-97,57	1.824.208	26.258	-98,56
GABON	73.060	93.590	28,10	625.242	793.303	26,88
COTE D'IVOIRE	37.680	65.940	75,00	260.800	463.369	77,67
SENEGAL	104.640	28.240	-73,01	861.272	204.627	-76,24
BENIN	4.710		-100,00	32.600		-100,00
SEYCHELLES	14.600		-100,00	90.141		-100,00
DJIBOUTI	369.310	732.920	98,46	3.902.854	7.021.633	79,91
SOUTH AFRICA	3.402.662	5.906.321	73,58	26.182.463	42.099.375	60,79
MAURITIUS	128.285	283.610	121,08	1.098.068	2.401.577	118,71
DEMOCRATIC REP. OF THE CONGO	20.110	32.720	62,71	140.848	206.337	46,50
AUSTRALIA	120.511	204.814	69,95	321.481	231.510	-27,99
NEW ZEALAND	131.400	9.500	-92,77	1.201.500	19.779	-98,35
PALAU		5.250	-		30.326	-
NEW CALEDONIA	25.600	38.600	50,78	216.700	353.660	63,20
SAINT VINCENT AND THE GRENADINES		3.350	-		26.981	-
VANUATU	8.345	28.220	238,17	64.599	227.596	252,32
COOK ISLANDS	2.580		-100,00	23.968		-100,00
FIJI	83.810	87.230	4,08	819.883	843.640	2,90
SAMOA	6.450	19.350	200,00	59.740	179.310	200,15
SOLOMON ISLANDS	1.800		-100,00	4.793		-100,00
TONGA	3.870	9.030	133,33	35.862	83.528	132,92
EAST TIMOR	1.989.347	1.731.557	-12,96	7.518.279	7.010.484	-6,75
UNITED STATES	6.950	1.241	-82,14	24.323	11.021	-54,69
CANADA	519	601	15,87	11.542	11.542	0,00
MEXICO	10.172.585	10.490.535	3,13	78.193.162	84.046.852	7,49
GUATEMALA	675.580	1.331.396	97,07	5.055.742	9.524.366	88,39
HONDURAS	189.350	155.312	-17,98	1.491.390	1.154.491	-22,59
NICARAGUA	546.105	864.015	58,21	4.261.043	6.215.131	45,86
PANAMA	1.048.590	1.500.249	43,07	8.341.743	11.939.678	43,13
SURINAME	16.520	9.905	-40,04	146.875	92.228	-37,21
CHILE	729.275	4.022.895	451,63	5.915.819	31.536.502	433,09
VENEZUELA	6.726		-100,00	55.649		-100,00
ARGENTINA	411.125	897.768	118,37	4.536.181	10.835.062	138,86
COLOMBIA	279.105	187.905	-32,68	2.237.604	1.531.036	-31,58
BOLIVIA	725.020	1.029.500	42,00	5.701.923	8.289.768	45,39
URUGUAY	6.420	33.570	422,90	54.561	261.578	379,42
PARAGUAY	58.840	341.220	479,91	542.752	3.160.930	482,39
ECUADOR	1.272.690	2.162.765	69,94	10.842.004	19.331.033	78,30
PERU	4.834.560	10.092.750	108,76	37.714.324	75.927.858	101,32
GUYANA	22.325	74.020	231,56	209.064	585.013	179,82
TRINIDAD AND TOBAGO	307.880	248.387	-19,32	2.650.278	2.108.656	-20,44
BAHAMAS	138.460	46.500	-66,42	1.152.502	394.257	-65,79
JAMAICA	154.190	278.850	80,85	1.446.066	2.527.458	74,78
PUERTO RICO	25.950	17.600	-32,18	208.425	114.001	-45,30
DOMINICAN REPUBLIC	47.000	102.729	118,57	282.170	717.121	154,15
EL SALVADOR	249.580	401.099	60,71	1.641.057	2.888.387	76,01
COSTA RICA	627.905	804.980	28,20	4.910.533	6.163.140	25,51
HAITI	12.440	20.680	66,24	72.411	147.588	103,82
BARBADOS	173.900	57.520	-66,92	1.386.237	454.662	-67,20
ANTIGUA AND BARBUDA	17.700	14.910	-15,76	148.760	96.268	-35,29
ARUBA	102.900	27.905	-72,88	830.964	227.776	-72,59
BERMUDA	6.830	48.045	603,44	51.623	350.019	578,03
CAYMAN ISLANDS	44.635	65.180	46,03	375.310	517.801	37,97
DOMINICA	161.740	76.075	-52,96	1.361.280	587.835	-56,82
FRENCH POLYNESIA	11.665	73.430	529,49	79.823	489.384	513,08
GRENADA		2.040	-		23.506	-
NETHERLANDS ANTILLES	72.965	61.990	-15,04	545.818	503.171	-7,81
SAINT LUCIA	43.170	63.950	48,14	389.436	543.654	39,60
TURKS AND CAICOS ISLANDS	10.620		-100,00	87.803		-100,00
GUADELOUPE	19.055	11.930	-37,39	114.232	73.869	-35,33
SAINT KITTS AND NEVIS	16.625	43.845	163,73	135.782	370.080	172,56
MONTSERRAT	1.290		-100,00	11.984		-100,00
VIRGIN ISLANDS (BRITISH)	1.050	1.175	11,90	6.133	6.886	12,28
UNITED KINGDOM	7.805		-100,00	23.597		-100,00
NETHERLANDS	17.040	6.800	-60,09	136.005	40.867	-69,95
FRANCE	6.517	10.000	53,44	24.448	23.552	-3,66
GERMANY, FED. REP. OF	4.900		-100,00	18.899		-100,00
BELGIUM	538.960	1.713.570	217,94	4.473.768	14.123.455	215,69
IRELAND	2.450		-100,00	14.850		-100,00
SPAIN	1.522	1.230	-19,19	11.825	14.443	22,14
PORTUGAL	60.250	72.160	19,77	499.109	570.425	14,29
AZERBAIJAN	1.300		-100,00	1.750		-100,00

https://www.bps.go.id

TABEL 6. PERKEMBANGAN EKSPOR INDONESIA MENURUT KOMODITI DAN NEGARA TUJUAN
JANUARI-AGUSTUS 2020 DAN 2021

KOMODITI / NEGARA TUJUAN	BERAT BERSIH (KG)		PERUB	NILAI FOB (US $)		PERUB
	JAN-AGT 2020	JAN-AGT 2021	%	JAN-AGT 2020	JAN-AGT 2021	%
(1)	(2)	(3)	(4)	(5)	(6)	(7)
SUKU CADANG KENDARAAN BERMOTOR RODA EMPAT ATAU LEBIH	**132.006.574**	**193.278.994**	**46,42**	**992.166.018**	**1.484.551.186**	**49,63**
JAPAN	41.229.912	55.261.929	34,03	210.248.086	294.697.671	40,17
HONG KONG	113.662	108.380	-4,65	432.784	471.225	8,88
KOREA, REPUBLIC OF	25.314	476.730	1.783,25	121.280	3.008.358	2.380,50
TAIWAN	1.001.477	817.111	-18,41	12.092.267	9.215.776	-23,79
CHINA	1.181.907	1.822.953	54,24	39.557.078	57.086.062	44,31
MONGOLIA		768	-		4.920	-
PAPUA NEW GUINEA	1.868	18.004	863,55	31.889	255.504	701,24
THAILAND	24.304.528	38.505.971	58,43	232.672.225	350.498.331	50,64
SINGAPORE	1.908.444	1.131.324	-40,72	11.204.324	10.287.797	-8,18
PHILIPPINES	5.732.837	9.101.422	58,76	37.491.937	55.941.652	49,21
MALAYSIA	17.266.445	26.696.683	54,62	115.434.250	182.671.066	58,25
MYANMAR	107.982	374.090	246,44	849.704	2.372.129	179,17
CAMBODIA	1.436	1.901	32,40	38.472	50.210	30,51
BRUNEI DARUSSALAM	7.001	16.794	139,88	72.821	382.066	424,67
NEPAL	130	2.094	1.510,55	683	35.682	5.127,74
VIET NAM	6.163.187	10.266.674	66,58	42.906.683	67.170.615	56,55
MALDIVES	1.270	3.575	181,52	1.550	5.329	243,76
INDIA	3.080.649	4.879.790	58,40	41.553.712	68.852.940	65,70
PAKISTAN	2.380.310	7.624.725	220,32	18.435.073	49.726.829	169,74
BANGLADESH	138.256	319.774	131,29	460.515	1.136.627	146,82
SRI LANKA	47.156	373.957	693,02	275.103	3.508.593	1.175,38
IRAQ	2.900		-100,00	46.000		-100,00
IRAN (ISLAMIC REPUBLIC OF)	686.945	476.360	-30,66	259.278	251.360	-3,05
SAUDI ARABIA	329.317	327.540	-0,54	3.674.917	7.317.782	99,13
ISRAEL	34.041	18.966	-44,29	220.809	150.684	-31,76
KUWAIT	93.325	251.455	169,44	361.466	851.764	135,64
JORDAN		28.000	-		10.000	-
YEMEN	48.251	57.920	20,04	334.003	336.778	0,83
OMAN	1.667	10.845	550,45	20.584	136.580	563,54
TURKEY	736.790	1.055.646	43,28	11.994.560	16.643.639	38,76
UNITED ARAB EMIRATES	966.652	3.365.193	248,13	2.536.120	4.671.354	84,19
QATAR	1.529	4.388	186,94	26.094	71.795	175,14
BAHRAIN	1.836	4.709	156,48	23.847	30.856	29,39
CYPRUS	33.611	40.796	21,38	172.020	181.545	5,54
EGYPT	63.015	689.256	993,79	124.083	348.465	180,83
LIBYAN ARAB JAMAHIRIYA	5.249	9.277	76,75	50.080	116.744	133,11
MOROCCO	1.610	5.011	211,21	14.067	66.127	370,08
TUNISIA	1	1.483	148.150,00	4	24.042	649.510,92
SUDAN	14.093		-100,00	45.500		-100,00
TANZANIA, UNITED REP. OF	1.080	6.818	531,30	5.300	810	-84,71
KENYA	9.923	16.022	61,46	30.852	50.330	63,13
MOZAMBIQUE		46.083	-		119.007	-
TOGO		15.000	-		20.961	-
GHANA	182		-100,00	5.500		-100,00
LIBERIA		7.451	-		13.450	-
ANGOLA		729	-		10.678	-
CONGO	30		-100,00	147		-100,00
CAMEROON	28		-100,00	368		-100,00
NIGERIA	132	249.140	188.642,42	1.020	75.319	7.284,25
SENEGAL	13	14.397	110.648,95	1.593	90.206	5.564,21
SEYCHELLES		2.604	-		35.997	-
UGANDA	882	3.140	255,93	4.386	8.024	82,95
SOUTH AFRICA	524.598	794.408	51,43	8.893.564	13.547.676	52,33
MAURITIUS	8.695	20.070	130,82	26.594	65.070	144,68
AUSTRALIA	451.953	583.151	29,03	3.674.541	3.927.161	6,87
NEW ZEALAND	19.606	29.609	51,02	191.412	255.454	33,46
VANUATU	1.441	1.534	6,45	8.557	17.387	103,18
AMERICAN SAMOA		2.359	-		24.290	-
FIJI	6.360	17.922	181,81	85.155	94.535	11,01
KIRIBATI	30		-100,00	5.714		-100,00
SOLOMON ISLANDS	14.153	41.850	195,69	135.099	148.994	10,28
EAST TIMOR	362.325	285.522	-21,20	601.993	742.419	23,33
UNITED STATES	6.967.270	7.682.956	10,27	69.728.084	72.257.007	3,63
CANADA	555.997	1.322.371	137,84	10.301.302	24.481.408	137,65
MEXICO	2.720.936	5.149.297	89,25	28.424.650	67.033.590	135,83
GUATEMALA	4.154	13.981	236,53	43.862	102.489	133,66
HONDURAS		2.237	-		25.090	-
NICARAGUA	4.113	6.370	54,87	50.934	78.503	54,13
PANAMA	37.045	14.503	-60,85	225.331	112.115	-50,24
SURINAME	172	291	69,17	4.636	1.299	-71,97
CHILE	14.547	18.179	24,97	141.728	170.339	20,19
VENEZUELA	8.445		-100,00	53.575		-100,00
ARGENTINA	377.546	747.432	97,97	3.476.787	6.360.079	82,93
BRAZIL	2.259.010	3.959.719	75,29	33.243.215	61.463.317	84,89
COLOMBIA	54.070	53.035	-1,91	301.165	289.624	-3,83
BOLIVIA	5.944	8.507	43,12	65.960	90.903	37,82
PARAGUAY	6.366	4.661	-26,78	35.642	27.306	-23,39
ECUADOR		2.363	-		10.586	-
PERU	58.042	186.108	220,64	366.679	954.105	160,20
TRINIDAD AND TOBAGO	858	407	-52,57	8.026	3.323	-58,60
BAHAMAS	399	211	-47,18	3.956	1.831	-53,70
JAMAICA	537	216	-59,73	5.879	2.154	-63,36
PUERTO RICO	5.620	18.951	237,21	17.361	70.412	305,56
DOMINICAN REPUBLIC	4.656	5.275	13,30	46.832	49.219	5,09
COSTA RICA	5.419	13.557	150,16	51.925	111.383	114,51

https://www.bps.go.id

TABEL 6. PERKEMBANGAN EKSPOR INDONESIA MENURUT KOMODITI DAN NEGARA TUJUAN
JANUARI-AGUSTUS 2020 DAN 2021

KOMODITI / NEGARA TUJUAN	BERAT BERSIH (KG)		PERUB	NILAI FOB (US $)		PERUB
	JAN-AGT 2020	JAN-AGT 2021	%	JAN-AGT 2020	JAN-AGT 2021	%
(1)	(2)	(3)	(4)	(5)	(6)	(7)
HAITI	137	138	0,66	1.822	1.991	9,27
BARBADOS	2.860	6.856	139,69	35.279	50.450	43,00
ANTIGUA AND BARBUDA	388		-100,00	2.974		-100,00
ARUBA	1.045	458	-56,16	8.557	4.273	-50,07
BERMUDA	1.300	753	-42,04	11.171	7.072	-36,70
CAYMAN ISLANDS	30		-100,00	227		-100,00
FRENCH POLYNESIA		38	-		338	-
GRENADA		61	-		411	-
NETHERLANDS ANTILLES	726	52	-92,81	7.275	493	-93,22
TURKS AND CAICOS ISLANDS	74	70	-4,88	599	662	10,55
GUADELOUPE		450	-		2.794	-
SAINT KITTS AND NEVIS	56		-100,00	540		-100,00
VIRGIN ISLANDS (BRITISH)	74		-100,00	689		-100,00
UNITED KINGDOM	377.896	146.767	-61,16	2.250.934	1.283.132	-43,00
NETHERLANDS	2.918.350	1.778.628	-39,05	12.150.601	9.474.621	-22,02
FRANCE	45.620	111.666	144,78	421.712	768.951	82,34
GERMANY, FED. REP. OF	4.661.968	2.878.260	-38,26	20.552.776	15.057.817	-26,74
AUSTRIA	54	5.421	9.939,26	100	72.744	72.644,36
BELGIUM	392.618	403.676	2,82	4.393.512	3.250.865	-26,01
SWITZERLAND	10.683		-100,00	43.103		-100,00
GIBRALTAR		500	-		5.200	-
DENMARK	65.891	55.847	-15,24	567.558	460.211	-18,91
NORWAY	29.864		-100,00	167.577		-100,00
SWEDEN	343.559	1.004.329	192,33	1.789.962	4.947.782	176,42
FINLAND	51.282	92.104	79,60	268.469	397.512	48,07
ITALY	186.508	127.122	-31,84	1.124.510	867.425	-22,86
SPAIN	7.426	6.289	-15,31	58.599	48.577	-17,10
PORTUGAL	19.949	33.549	68,17	157.289	202.971	29,04
ICELAND		125	-		750	-
GREECE	65.817	90.804	37,97	390.313	558.459	43,08
HUNGARY	1.798	744	-58,59	10.192	3.246	-68,15
POLAND	48.166	60.081	24,74	407.233	460.545	13,09
KAZAKHSTAN	46.270	94.990	105,30	229.829	445.572	93,87
MOLDOVA, REPUBLIC OF	2.006	3.011	50,11	8.286	13.302	60,52
UKRAINE	20.541	12.023	-41,47	184.361	108.191	-41,32
LITHUANIA	1.404		-100,00	14.429		-100,00
LATVIA		16.357	-		159.561	-
ESTONIA	69.177	74.608	7,85	319.237	345.309	8,17
MALTA		2.424	-		23.254	-
SLOVENIA	10	3.041	30.614,14	134	22.265	16.529,51
CZECH REPUBLIC	26.042	12.187	-53,20	418.006	283.844	-32,10
RUSSIA FEDERATION	399.812	755.637	89,00	2.114.974	3.687.847	74,37
KAROSERI KENDARAAN BERMOTOR RODA EMPAT ATAU LEBIH	**4.159.952**	**9.852.410**	**136,84**	**13.247.854**	**30.291.093**	**128,65**
JAPAN	53.313	48.877	-8,32	517.612	401.305	-22,47
KOREA, REPUBLIC OF		300.514	-		646.175	-
TAIWAN	135		-100,00	873		-100,00
CHINA	40.136		-100,00	21.347		-100,00
THAILAND	689.009	4.050.817	487,92	137.528	2.407.497	1.650,55
SINGAPORE	1.632.558	1.686.076	3,28	2.909.540	3.105.854	6,75
PHILIPPINES	1.311	13	-98,98	23.596	266	-98,87
MALAYSIA	147.721	402.036	172,16	286.787	101.816	-64,50
MYANMAR	15.458	15.000	-2,96	83.140	17.800	-78,59
VIET NAM		69.340	-		435.493	-
INDIA		13.542	-		46.204	-
BANGLADESH	872	28.423	3.158,61	21.000	63.671	203,20
SRI LANKA	25.200	495.720	1.867,14	236.460	5.168.646	2.085,84
UNITED ARAB EMIRATES	4.150	5.000	20,48	7.543	5.000	-33,71
EGYPT		322.500	-		2.170.500	-
TUNISIA	5.800		-100,00	31.508		-100,00
REUNION		3.940	-		1.420	-
MOZAMBIQUE	5.200		-100,00	7.463		-100,00
ZAMBIA		54.080	-		298.400	-
AUSTRALIA	1.471.658	2.323.983	57,92	8.817.672	15.274.533	73,23
SOLOMON ISLANDS		2.180	-		2.636	-
EAST TIMOR	56.974	154	-99,73	73.764	565	-99,23
UNITED STATES	1	64	12.700,00	3	390	15.248,29
CANADA	4.426		-100,00	45.752		-100,00
UNITED KINGDOM	1.039		-100,00	21.267		-100,00
GERMANY, FED. REP. OF	4.990		-100,00	5.000		-100,00
NORWAY		2.650	-		4.492	-
UKRAINE		27.500	-		138.430	-
KURSI UNTUK KENDARAAN BERMOTOR RODA EMPAT ATAU LEBIH	**508.185**	**540.881**	**6,43**	**5.445.304**	**4.995.197**	**-8,27**
JAPAN	2.337	14.019	499,80	32.984	737.052	2.134,56
HONG KONG	715	1.424	99,06	7.204	9.746	35,29
KOREA, REPUBLIC OF		235	-		2.116	-
TAIWAN		17	-		30	-
CHINA	1.311	236	-82,00	10.080	4.143	-58,89
THAILAND	7	44	536,12	171	1.068	524,64
SINGAPORE	3.857	3.707	-3,89	30.456	39.751	30,52
PHILIPPINES		228	-		4.717	-
MALAYSIA	1.358	1.879	38,34	7.905	27.651	249,77
VIET NAM	31.956	3.189	-90,02	492.242	25.628	-94,79
MALDIVES	70		-100,00	298		-100,00
INDIA	9	1.138	12.544,44	150	6.856	4.470,72

https://www.bpsbbo.id

TABEL 6. PERKEMBANGAN EKSPOR INDONESIA MENURUT KOMODITI DAN NEGARA TUJUAN
JANUARI-AGUSTUS 2020 DAN 2021

KOMODITI / NEGARA TUJUAN	BERAT BERSIH (KG)		PERUB	NILAI FOB (US $)		PERUB
	JAN-AGT 2020	JAN-AGT 2021	%	JAN-AGT 2020	JAN-AGT 2021	%
(1)	(2)	(3)	(4)	(5)	(6)	(7)
SRI LANKA		85.465	-		189.805	-
ISRAEL	1.609	593	-63,15	14.011	4.220	-69,88
UNITED ARAB EMIRATES	588	2.855	385,82	4.503	15.727	249,30
QATAR		4.584	-		31.677	-
CYPRUS	1.941	953	-50,87	16.250	6.864	-57,76
KENYA		331	-		2.581	-
NIGERIA	462		-100,00	2.979		-100,00
MAURITIUS	607	2.148	254,10	3.099	16.200	422,75
AUSTRALIA	6.893	6.207	-9,96	70.297	43.621	-37,95
NEW ZEALAND	1.273		-100,00	25.070		-100,00
EAST TIMOR	2.711	346	-87,24	5.365	1.097	-79,55
UNITED STATES	89.809	50.534	-43,73	1.341.993	879.947	-34,43
CANADA	33.111	49.745	50,24	446.721	397.611	-10,99
MEXICO	1.713	4.276	149,66	12.544	25.308	101,75
CHILE	654		-100,00	5.279		-100,00
VENEZUELA	1.814		-100,00	12.573		-100,00
UNITED KINGDOM	75		-100,00	600		-100,00
NETHERLANDS	20.194	24.548	21,56	225.176	342.074	51,91
FRANCE	664	393	-40,86	8.040	5.520	-31,35
GERMANY, FED. REP. OF	5.145	17.479	239,73	73.982	174.331	135,64
BELGIUM	42.951	2.245	-94,77	571.642	4.140	-99,28
DENMARK	244.615	257.071	5,09	1.909.458	1.953.788	2,32
NORWAY	2.266	763	-66,34	23.454	6.070	-74,12
SWEDEN		2.104	-		16.746	-
FINLAND		1.115	-		6.309	-
ITALY		1.008	-		12.801	-
SPAIN	3.087		-100,00	60.029		-100,00
GREECE	127		-100,00	2.491		-100,00
LITHUANIA	2.126		-100,00	17.424		-100,00
MALTA	2.129		-100,00	10.834		-100,00
KENDARAAN TEMPUR DAN BAGIANNYA	**68.572.070**	**94.238.574**	**37,43**	**753.181.258**	**1.071.693.177**	**42,29**
JAPAN	2.269.903	3.597.629	58,49	30.136.205	33.584.745	11,44
HONG KONG	124.656	104.062	-16,52	1.759.346	1.554.537	-11,64
KOREA, REPUBLIC OF	1.223.028	1.367.357	11,80	15.788.739	16.430.047	4,06
TAIWAN	881.632	985.568	11,79	13.089.784	14.563.064	11,26
CHINA	669.773	1.407.769	110,19	7.932.074	16.689.020	110,40
MACAU		3.927	-		62.843	-
PAPUA NEW GUINEA	282		-100,00	9.125		-100,00
THAILAND	5.672.362	7.577.022	33,58	63.789.056	91.380.695	43,25
SINGAPORE	647.710	609.141	-5,95	9.527.107	9.399.396	-1,34
PHILIPPINES	31.169.829	44.801.998	43,74	324.617.934	499.530.827	53,88
MALAYSIA	848	132.250	15.494,78	28.456	3.601.392	12.555,81
MYANMAR	558.116	340.647	-38,96	3.426.142	2.282.385	-33,38
CAMBODIA	707.546	298.141	-57,86	7.682.758	2.950.757	-61,59
LAO PEOPLE'S DEM. REP.	504		-100,00	2.720		-100,00
NEPAL		8.831	-		47.850	-
VIET NAM	13.517.398	14.656.909	8,43	163.684.195	184.971.079	13,00
MALDIVES	4.823	16.627	244,74	57.648	164.431	185,23
INDIA	4.986	4.749	-4,76	53.946	52.138	-3,35
PAKISTAN	7.713	10.280	33,28	69.696	97.739	40,24
BANGLADESH	296.329	886.754	199,25	4.215.459	14.276.977	238,68
SRI LANKA	77.472		-100,00	853.032		-100,00
IRAQ	5.990		-100,00	72.004		-100,00
IRAN (ISLAMIC REPUBLIC OF)	836.528	981.446	17,32	5.612.220	7.149.435	27,39
SAUDI ARABIA	7.980	10.092	26,47	83.268	123.036	47,76
ISRAEL	5.239		-100,00	83.204		-100,00
KUWAIT		2.850	-		31.380	-
JORDAN	1.183	8.584	625,61	18.788	105.683	462,50
LEBANON	13.280	93.531	604,30	130.188	1.387.585	965,83
TURKEY	399.862	70	-99,98	5.447.943	23.508	-99,57
UNITED ARAB EMIRATES	40.916	15.980	-60,94	985.873	211.967	-78,50
QATAR	5.760	3.793	-34,15	59.632	53.704	-9,94
BAHRAIN	2.096	2.850	35,97	27.344	31.380	14,76
EGYPT	200		-100,00	715		-100,00
LIBYAN ARAB JAMAHIRIYA	12.940	28.383	119,34	112.425	358.333	218,73
ALGERIA	4.800		-100,00	53.040		-100,00
SUDAN		1.186	-		3.150	-
ETHIOPIA		16.269	-		85.150	-
TANZANIA, UNITED REP. OF	78.002	41.567	-46,71	294.669	139.266	-52,74
MADAGASCAR	27.084	3.513	-87,03	401.098	37.668	-90,61
KENYA		19.881	-		107.200	-
TOGO	1.325.451	3.160.915	138,48	13.842.721	35.039.137	153,12
GHANA	79.119	70.996	-10,27	661.941	646.061	-2,40
LIBERIA	36.340	80.908	122,64	197.026	428.047	117,25
GUINEA	1.656.571	3.010.394	81,72	9.187.570	15.968.894	73,81
ANGOLA	19.376	43.532	124,67	108.125	244.990	126,58
CONGO	81.915	96.319	17,58	415.924	475.925	14,43
CAMEROON		20.564	-		92.391	-
NIGERIA	108.850	397.476	265,16	493.385	1.796.640	264,15
SIERRA LEONE	119.285	19.881	-83,33	652.800	108.800	-83,33
COTE D'IVOIRE	27.728	46.256	66,82	308.352	304.252	-1,33
SENEGAL	4.217	77.107	1.728,48	34.585	420.403	1.115,58
MALI	248.238	369.511	48,85	1.339.259	1.928.537	44,00
BENIN	35.290	166.578	372,02	167.956	839.007	399,54
BURKINA FASO	296.139	694.800	134,62	1.797.778	4.300.320	139,20
GAMBIA	19.881	121.494	511,11	106.400	631.091	493,13

https://www.bps.go.id

TABEL 6. PERKEMBANGAN EKSPOR INDONESIA MENURUT KOMODITI DAN NEGARA TUJUAN
JANUARI-AGUSTUS 2020 DAN 2021

KOMODITI / NEGARA TUJUAN	BERAT BERSIH (KG)		PERUB	NILAI FOB (US $)		PERUB
	JAN-AGT 2020	JAN-AGT 2021	%	JAN-AGT 2020	JAN-AGT 2021	%
(1)	(2)	(3)	(4)	(5)	(6)	(7)
NIGER		20.570	-		112.200	-
SOUTH AFRICA	9.248		-100,00	128.320		-100,00
MAURITIUS	4.719	1.393	-70,48	92.061	21.100	-77,08
DEMOCRATIC REP. OF THE CONGO	250	59.595	23.738,00	1.314	300.000	22.731,05
AUSTRALIA	215.586	530.822	146,22	3.181.547	8.658.253	172,14
NEW ZEALAND	49.042	56.690	15,60	744.287	1.012.864	36,09
NEW CALEDONIA	3.840		-100,00	41.888		-100,00
COOK ISLANDS	7.520	3.880	-48,40	62.400	34.680	-44,42
SOLOMON ISLANDS		280	-		2.871	-
EAST TIMOR	902.132	744.810	-17,44	7.061.921	6.262.343	-11,32
UNITED STATES	638.437	1.208.274	89,26	10.438.069	22.968.701	120,05
CANADA	104.593	90.373	-13,60	1.774.943	1.776.859	0,11
MEXICO	225.070	270.448	20,16	2.807.091	3.641.799	29,74
GUATEMALA	12.194	60.366	395,05	129.508	560.460	332,76
HONDURAS	3.840	58.650	1.427,33	40.864	469.465	1.048,85
NICARAGUA	1.050	8.748	733,14	6.369	135.880	2.033,43
PANAMA	29.713	5.807	-80,46	308.924	82.475	-73,30
CHILE	84.430	203.610	141,16	1.093.615	2.948.374	169,60
ARGENTINA	12.480	45.013	260,68	138.528	533.699	285,26
BRAZIL		102	-		1.301	-
COLOMBIA	243.088	1.026.254	322,17	2.719.772	6.519.976	139,73
BOLIVIA	21.122	27.384	29,65	131.070	125.400	-4,33
PARAGUAY	6.600	6.760	2,42	87.120	105.920	21,58
ECUADOR	32.360	85.000	162,67	297.440	973.960	227,45
PERU	33.010	100.803	205,37	376.412	1.209.360	221,29
TRINIDAD AND TOBAGO	1.180		-100,00	10.349		-100,00
BAHAMAS	2.240		-100,00	19.085		-100,00
PUERTO RICO	150	1.183	688,67	548	18.795	3.332,88
EL SALVADOR	9.384	5.408	-42,37	141.744	85.920	-39,38
COSTA RICA	20.423	12.152	-40,50	231.183	191.976	-16,96
HAITI	10.742	21.483	100,00	45.105	90.210	100,00
BERMUDA	39.899	58.581	46,82	410.332	529.035	28,93
CAYMAN ISLANDS	1.180		-100,00	10.102		-100,00
FRENCH POLYNESIA	3.545	7.206	103,27	39.121	96.071	145,57
GUADELOUPE	5.020		-100,00	51.858		-100,00
UNITED KINGDOM	87.853		-100,00	1.047.061		-100,00
NETHERLANDS	48.864	683.651	1.299,09	1.085.000	17.343.515	1.498,48
FRANCE	656.299	861.617	31,28	8.468.451	10.437.200	23,25
GERMANY, FED. REP. OF	277.406	324.722	17,06	3.654.478	3.917.275	7,19
AUSTRIA	4.833		-100,00	51.352		-100,00
BELGIUM	3.299	2.390	-27,55	18.220	17.300	-5,05
SWITZERLAND	106.615	274.607	157,57	1.261.986	3.277.266	159,69
MONACO	100		-100,00	2.000		-100,00
NORWAY	5.744		-100,00	82.875		-100,00
SWEDEN	9.255	150	-98,38	100.990	1.179	-98,83
FINLAND	5.149		-100,00	121.973		-100,00
ITALY	292.779	164.921	-43,67	3.623.785	1.987.641	-45,15
SPAIN	676.981	648.888	-4,15	7.825.460	7.931.093	1,35
PORTUGAL	7.677		-100,00	84.265		-100,00
GREECE	218.222	87.576	-59,87	2.348.044	1.052.269	-55,19
HUNGARY	7.744		-100,00	86.512		-100,00
POLAND	14.190	3.642	-74,33	168.052	20.408	-87,86
GEORGIA	2.888		-100,00	18.750		-100,00
MALTA	8.760		-100,00	100.219		-100,00
CZECH REPUBLIC		420	-		836.142	-
RUSSIA FEDERATION	68.160	47.960	-29,64	989.240	689.080	-30,34
KAPAL LAUT DAN SEJENISNYA	**95.868.197**	**52.936.445**	**-44,78**	**121.366.281**	**95.646.578**	**-21,19**
JAPAN	215	155	-27,74	4.092	2.370	-42,08
HONG KONG	19.366.000	465	-100,00	4.338.000	1.500	-99,97
TAIWAN	8.015	202.582	2.427,50	38.866	633.135	1.529,02
CHINA	2.646.048	26	-100,00	1.001.300	62	-99,99
PAPUA NEW GUINEA	450		-100,00	5.277		-100,00
THAILAND	27.154	77.445	185,21	209.364	640.800	206,07
SINGAPORE	14.845.453	24.565.208	65,47	30.434.423	37.326.834	22,65
PHILIPPINES		13.252.937	-		3.506.823	-
MALAYSIA	2.067.889	392.777	-81,01	4.350.156	2.149.909	-50,58
CAMBODIA	1.363.000		-100,00	12.480.000		-100,00
VIET NAM	42.088	320	-99,24	45.266	3.360	-92,58
MALDIVES	38	262.000	689.373,68	457	220.000	48.040,04
INDIA	454.295	640.439	40,97	3.566.009	374.295	-89,50
PAKISTAN	36.175.000		-100,00	3.229.993		-100,00
BANGLADESH		4.979.101	-		586.398	-
IRAQ		471.530	-		3.819.393	-
KUWAIT	21.585		-100,00	57.500		-100,00
UNITED ARAB EMIRATES	189.962		-100,00	91.068		-100,00
QATAR	15.327.240	4.078.810	-73,39	51.488.472	14.096.987	-72,62
MAURITANIA	128.000		-100,00	715.000		-100,00
COMOROS	81.000		-100,00	926.429		-100,00
AUSTRALIA	188.464	109.033	-42,15	1.408.360	529.314	-62,42
NAURU		1.928	-		1.951	-
VANUATU		343.000	-		1.200.000	-
EAST TIMOR	126	43	-65,87	92	43	-53,51
PANAMA		1.000	-		11.150	-
CHILE	432.000		-100,00	960.000		-100,00
BRAZIL	2.000		-100,00	7.575		-100,00
UNITED KINGDOM	650	3.557.000	547.130,77	4.756	30.418.110	639.473,37
NETHERLANDS	2.495.700	160	-99,99	5.424.437	46.060	-99,15

https://www.bps.go.id

TABEL 6. PERKEMBANGAN EKSPOR INDONESIA MENURUT KOMODITI DAN NEGARA TUJUAN
JANUARI-AGUSTUS 2020 DAN 2021

KOMODITI / NEGARA TUJUAN	BERAT BERSIH (KG)		PERUB	NILAI FOB (US $)		PERUB
	JAN-AGT 2020	JAN-AGT 2021	%	JAN-AGT 2020	JAN-AGT 2021	%
(1)	(2)	(3)	(4)	(5)	(6)	(7)
FRANCE	8		-100,00	755		-100,00
GERMANY, FED. REP. OF	1.520		-100,00	3.621		-100,00
DENMARK		480	-		78.000	-
PORTUGAL	497		-100,00	13		-100,00
ROMANIA		6	-		84	-
RUSSIA FEDERATION	3.800		-100,00	575.000		-100,00
SUKU CADANG KENDARAAN BERMOTOR RODA DUA ATAU TIGA	**28.431.939**	**54.731.237**	**92,50**	**322.060.561**	**606.891.763**	**88,44**
JAPAN	966.461	1.611.796	66,77	11.705.203	19.172.521	63,79
HONG KONG	258	543	110,59	2.908	11.787	305,28
KOREA, REPUBLIC OF	95.346	197.757	107,41	1.145.174	2.174.388	89,87
TAIWAN	943.746	1.103.960	16,98	17.282.708	17.007.718	-1,59
CHINA	297.122	424.526	42,88	5.651.084	8.430.434	49,18
PAPUA NEW GUINEA	15		-100,00	641		-100,00
THAILAND	3.010.153	5.252.921	74,51	35.196.063	56.737.148	61,20
SINGAPORE	105.136	112.710	7,20	853.759	991.460	16,13
PHILIPPINES	4.690.835	20.370.982	334,27	37.424.606	185.654.258	396,08
MALAYSIA	6.490.729	9.507.300	46,48	74.828.703	110.973.569	48,30
MYANMAR	5.656	16.214	186,65	43.190	158.583	267,17
CAMBODIA	474.740	791.968	66,82	3.272.051	5.065.122	54,80
BRUNEI DARUSSALAM		34	-		52	-
LAO PEOPLE'S DEM. REP.	272		-100,00	2.917		-100,00
NEPAL		245	-		1.672	-
VIET NAM	1.693.557	1.732.056	2,27	25.312.605	28.625.515	13,09
MALDIVES	297	240	-19,19	7.265	2.400	-66,96
INDIA	325.206	947.012	191,20	8.010.910	24.355.924	204,03
PAKISTAN	467	1.047	124,37	5.850	16.382	180,04
BANGLADESH	4.164	10.130	143,26	49.478	61.756	24,81
SRI LANKA	15	11.390	78.451,72	15	33.295	221.864,27
IRAN (ISLAMIC REPUBLIC OF)	228.121	523.787	129,61	2.908.903	6.712.504	130,76
SAUDI ARABIA	222	13	-93,93	3.545	263	-92,58
KUWAIT	21	19	-8,70	630	122	-80,68
TURKEY	21.980	29.161	32,67	443.071	557.203	25,76
UNITED ARAB EMIRATES	144.865	60.539	-58,21	1.899.591	148.107	-92,20
QATAR	549	474	-13,61	7.299	7.357	0,79
EGYPT	932		-100,00	3.616		-100,00
LIBYAN ARAB JAMAHIRIYA		325	-		13.706	-
ALGERIA	189		-100,00	2.889		-100,00
ETHIOPIA		1.651	-		5.899	-
TANZANIA, UNITED REP. OF	450		-100,00	3.650		-100,00
KENYA		5.200	-		835	-
TOGO	33.285	29.178	-12,34	41.420	13.733	-66,84
GHANA	10.869	314	-97,11	13.939	2.134	-84,69
LIBERIA	1.185		-100,00	14.412		-100,00
GUINEA	14.100	31.369	122,47	84.369	230.945	173,73
CONGO	2.613	8.710	233,36	18.705	80.837	332,16
CAMEROON		315	-		3.263	-
NIGERIA	533	12.325	2.212,67	654	85.219	12.937,19
COTE D'IVOIRE		5	-		28	-
SENEGAL	425	2.023	375,97	449	14.096	3.042,46
MALI	6.543	3.742	-42,81	61.909	39.655	-35,95
BENIN	2.419	1.416	-41,45	20.112	10.843	-46,08
BURKINA FASO	8.643	7.122	-17,59	55.264	55.099	-0,30
GAMBIA		99	-		562	-
SEYCHELLES	152		-100,00	1.426		-100,00
SOUTH AFRICA	61		-100,00	1.037		-100,00
MAURITIUS	171	181	5,79	2.075	2.172	4,70
AUSTRALIA	1.865	2.192	17,52	25.347	26.830	5,85
NEW ZEALAND	16	166	927,16	147	2.936	1.902,82
SOLOMON ISLANDS	442	314	-28,97	986	5.099	417,32
EAST TIMOR	234.780	127.128	-45,85	262.127	172.566	-34,17
UNITED STATES	656.862	1.094.009	66,55	4.872.178	14.041.299	188,19
CANADA	282	21	-92,64	4.172	583	-86,02
MEXICO	950	1.498	57,65	12.906	21.831	69,15
GUATEMALA		652	-		6.260	-
BRAZIL	3.953.846	4.944.141	25,05	43.577.776	58.510.427	34,27
COLOMBIA	1.452.902	2.137.136	47,09	12.248.945	19.165.743	56,47
BOLIVIA		284	-		3.319	-
ECUADOR	83	711	758,70	1.285	10.236	696,86
PERU	126	10.904	8.584,99	1.289	30.529	2.267,95
GUYANA	278		-100,00	3.705		-100,00
EL SALVADOR		13	-		33	-
HAITI	11.542	3.382	-70,70	53.439	33.632	-37,07
BERMUDA	2.835	907	-68,01	15.260	1.921	-87,41
GUADELOUPE		80	-		1.852	-
UNITED KINGDOM	31.474	43.415	37,94	334.058	363.955	8,95
NETHERLANDS	73.087	135.308	85,13	1.141.672	2.283.944	100,05
FRANCE	1.861.178	2.349.165	26,22	25.020.386	29.018.721	15,98
GERMANY, FED. REP. OF	22.287	31.602	41,80	366.888	521.765	42,21
AUSTRIA		85	-		3.154	-
BELGIUM	1		-100,00	48		-100,00
NORWAY		77	-		3.537	-
SWEDEN	631		-100,00	20.766		-100,00
ITALY	460.717	935.833	103,13	6.631.883	13.408.582	102,18
SPAIN	3.878	1.237	-68,10	27.230	11.398	-58,14
GREECE	75.031	73.720	-1,75	914.479	737.307	-19,37
HUNGARY	1		-100,00	12		-100,00

https://www.bps.go.id

TABEL 6. PERKEMBANGAN EKSPOR INDONESIA MENURUT KOMODITI DAN NEGARA TUJUAN
JANUARI-AGUSTUS 2020 DAN 2021

KOMODITI / NEGARA TUJUAN	BERAT BERSIH (KG)		PERUB	NILAI FOB (US $)		PERUB
	JAN-AGT 2020	JAN-AGT 2021	%	JAN-AGT 2020	JAN-AGT 2021	%
(1)	(2)	(3)	(4)	(5)	(6)	(7)
POLAND	4.318	26.444	512,46	139.174	1.045.555	651,26
UKRAINE		10	-		181	-
GEORGIA	28		-100,00	308		-100,00
SUKU CADANG SEPEDA DAN SEJENISNYA	**10.895.331**	**19.419.418**	**78,24**	**86.127.384**	**161.391.869**	**87,39**
JAPAN	563.367	781.585	38,73	6.555.444	8.841.578	34,87
HONG KONG	32	52	59,17	202	767	279,02
KOREA, REPUBLIC OF	74	154	109,58	1.710	1.825	6,72
TAIWAN	25.484	4.110	-83,87	112.374	38.136	-66,06
CHINA	29.535	37.686	27,60	139.020	783.709	463,74
THAILAND	21.408	82.631	285,98	100.862	852.590	745,31
SINGAPORE	8.697.725	15.847.690	82,21	73.823.850	135.633.831	83,73
PHILIPPINES	22.900	74.544	225,52	66.549	603.005	806,11
MALAYSIA	128.727	259.768	101,80	249.060	745.692	199,40
MYANMAR		1.821	-		39.007	-
CAMBODIA	55.279	53.672	-2,91	190.269	370.923	94,95
BHUTAN		1	-		69	-
VIET NAM	141.334	512.924	262,92	488.763	4.449.180	810,29
INDIA	313	98	-68,57	3.888	3.442	-11,46
PAKISTAN		3.680	-		35.065	-
BANGLADESH	59.723	146.635	145,53	154.495	501.883	224,85
SRI LANKA	9.677	7.904	-18,32	28.627	14.890	-47,98
IRAN (ISLAMIC REPUBLIC OF)	130		-100,00	5.000		-100,00
ISRAEL	32	35	9,94	1.558	1.664	6,83
KUWAIT		2.444	-		37.219	-
TURKEY	22.012	54.644	148,25	103.517	241.864	133,65
UNITED ARAB EMIRATES	9	6.813	75.604,44	27	104.318	386.264,63
EGYPT	15.400	9.591	-37,72	38.430	18.858	-50,93
MOROCCO	14.360	14.000	-2,51	33.820	38.000	12,36
TANZANIA, UNITED REP. OF	1.978	2.312	16,92	333	793	137,77
TOGO	11.280	18.171	61,09	32.120	25.225	-21,47
GHANA	6.000	3.485	-41,92	11.000	21.565	96,04
MAURITIUS		1	-		94	-
AUSTRALIA	824	679	-17,59	12.943	19.841	53,29
NEW ZEALAND	42	89	110,74	1.095	6.055	452,80
NEW CALEDONIA	5	25	449,13	199	531	166,38
SOLOMON ISLANDS	127	258	104,11	1.740	3.229	85,51
EAST TIMOR	93.406	99.037	6,03	123.108	56.138	-54,40
UNITED STATES	11.215	3.101	-72,35	268.114	150.653	-43,81
CANADA	610	499	-18,25	36.877	26.444	-28,29
MEXICO	5.761	12.360	114,54	19.888	59.711	200,24
GUATEMALA	1		-100,00	3		-100,00
HONDURAS	27.051	14.304	-47,12	91.397	54.636	-40,22
CHILE	10.436	46	-99,56	35.035	4.434	-87,34
ARGENTINA	7.349	31.452	327,98	31.046	105.530	239,91
BRAZIL	5.179	14.856	186,88	23.725	71.652	202,02
COLOMBIA		222.251	-		2.396.640	-
BOLIVIA		2	-		108	-
ECUADOR	17	166	885,71	607	7.139	1.077,02
PERU	13.904	25.418	82,81	38.452	64.528	67,81
TRINIDAD AND TOBAGO		1.317	-		5.612	-
BAHAMAS		24	-		226	-
JAMAICA		61	-		603	-
HAITI		56	-		403	-
ARUBA		396	-		3.022	-
BERMUDA	10	1.229	12.186,00	1.382	7.977	477,41
GREENLAND		162	-		1.550	-
NETHERLANDS ANTILLES		58	-		1.448	-
VIRGIN ISLANDS (BRITISH)		276	-		1.103	-
UNITED KINGDOM	1.861	2.853	53,31	253.226	96.037	-62,07
NETHERLANDS	356.984	452.286	26,70	1.528.417	2.149.386	40,63
FRANCE	319	1.670	423,37	3.443	15.947	363,13
GERMANY, FED. REP. OF	33.448	17.051	-49,02	133.790	92.547	-30,83
AUSTRIA		8	-		1.920	-
BELGIUM	63		-100,00	1.613		-100,00
SWITZERLAND	83	409	394,85	2.736	19.097	597,99
DENMARK	1.477	3.707	151,05	14.238	33.985	138,70
NORWAY	11	5	-57,55	1.152	990	-14,07
SWEDEN		230	-		4.810	-
FINLAND	667	36	-94,60	2.099	216	-89,71
ITALY	352.175	377.584	7,22	824.025	1.116.670	35,51
SPAIN	19.968	55.645	178,67	95.793	508.353	430,68
PORTUGAL	10		-100,00	203		-100,00
GREECE	41.771	26.193	-37,30	135.324	227.714	68,27
ANDORRA		14.099	-		146.811	-
HUNGARY	16.443	5.548	-66,26	58.749	30.120	-48,73
POLAND	47.242	80.435	70,26	150.155	338.386	125,36
BULGARIA	11.911	19.355	62,50	58.731	113.844	93,84
AZERBAIJAN	50		-100,00	350		-100,00
UKRAINE	58	82	41,95	410	418	2,12
ESTONIA		9	-		396	-
CROATIA		10	-		58	-
SLOVAKIA	8.019	7.548	-5,87	32.663	35.149	7,61
CZECH REPUBLIC	2	41	2.246,02	79	2.903	3.595,70
RUSSIA FEDERATION	58	39	-33,05	3.661	1.708	-53,35
PESAWAT UDARA DAN BAGIANNYA	**205.207**	**533.176**	**159,82**	**40.207.781**	**73.383.236**	**82,51**

https://www.bps.go.id

TABEL 6. PERKEMBANGAN EKSPOR INDONESIA MENURUT KOMODITI DAN NEGARA TUJUAN
JANUARI-AGUSTUS 2020 DAN 2021

KOMODITI / NEGARA TUJUAN	BERAT BERSIH (KG)		PERUB	NILAI FOB (US $)		PERUB
	JAN-AGT 2020	JAN-AGT 2021	%	JAN-AGT 2020	JAN-AGT 2021	%
(1)	(2)	(3)	(4)	(5)	(6)	(7)
JAPAN	25	513	1.952,00	292	11.983	4.008,07
HONG KONG	3.766	99	-97,37	101.325	14.084	-86,10
KOREA, REPUBLIC OF	4.058	19.059	369,69	7.284.600	1.083.539	-85,13
TAIWAN	1	1.639	163.812,13	1	48.676	4.867.456,00
CHINA	14.747	62.477	323,66	440.282	689.676	56,64
PAPUA NEW GUINEA	2.502	2	-99,92	15.823	475	-97,00
THAILAND	1.780	2.431	36,60	328.866	595.837	81,18
SINGAPORE	44.515	49.061	10,21	5.613.746	10.237.967	82,37
PHILIPPINES	203	2.335	1.048,13	127.377	193.540	51,94
MALAYSIA	39.017	147.555	278,18	6.153.520	4.521.613	-26,52
CAMBODIA		0	-		1	-
BRUNEI DARUSSALAM	3	15	500,00	13.900	80.403	478,44
NEPAL	586		-100,00	565.660		-100,00
VIET NAM	12	4.729	38.284,74	630	10.800	1.615,51
INDIA	337	132	-60,70	191.547	70.139	-63,38
PAKISTAN	131	240	83,41	354.834	234.464	-33,92
BANGLADESH		260	-		5.000	-
IRAQ		0	-		1	-
IRAN (ISLAMIC REPUBLIC OF)	10.740	47.293	340,34	65.650	22.197	-66,19
SAUDI ARABIA	2.165	1.570	-27,48	28.670	121.613	324,19
LEBANON	205		-100,00	39.143		-100,00
TURKEY	1.402	0	-100,00	9.000	360	-96,00
UNITED ARAB EMIRATES	5.781	9.142	58,13	370.002	503.299	36,03
KENYA		127	-		4.000	-
SENEGAL	4	16.491	387.926,12	149.555	24.202.062	16.082,70
UGANDA		2.852	-		7.390	-
AUSTRALIA	17.600	13.356	-24,11	358.373	2.358.432	558,09
NEW ZEALAND		97	-		2.101	-
SOLOMON ISLANDS	15	17	16,10	987	1.090	10,42
TONGA	410		-100,00	100.000		-100,00
UNITED STATES	26.985	63.841	136,58	6.585.270	15.132.740	129,80
CANADA	1.103	1.140	3,28	125.939	167.994	33,39
MEXICO	5	35	682,26	533	5.363	907,05
PUERTO RICO		3	-		630	-
UNITED KINGDOM	13.351	15.205	13,89	4.449.608	5.893.605	32,45
NETHERLANDS	1.016	230	-77,33	23.396	13.290	-43,20
FRANCE	8.518	15.222	78,70	5.372.803	5.956.861	10,87
GERMANY, FED. REP. OF	104	44.862	43.203,19	11.438	8.250	-27,87
BELGIUM	289		-100,00	23.447		-100,00
SWITZERLAND	57	0	-99,28	2.000	3	-99,85
DENMARK	676		-100,00	26.865		-100,00
NORWAY		1.550	-		119.228	-
SWEDEN	804		-100,00	65.000		-100,00
ITALY	125	2.673	2.041,83	19.885	157.044	689,78
SPAIN	635	492	-22,55	672.484	527.693	-21,53
POLAND	577	243	-57,95	355.556	145.233	-59,15
ROMANIA		3.226	-		47.262	-
UKRAINE		54	-		4.500	-
LITHUANIA	197		-100,00	1.000		-100,00
LATVIA		52	-		24	-
MALTA		6	-		2.348	-
RUSSIA FEDERATION	720	2.848	295,56	155.195	180.430	16,26
SERBIA	42		-100,00	3.582		-100,00
SUKU CADANG MESIN KENDARAAN RODA DUA DAN TIGA	**8.181.901**	**10.135.366**	**23,88**	**104.008.336**	**139.217.297**	**33,85**
JAPAN	46.074	72.051	56,38	585.872	965.307	64,76
TAIWAN	14.300		-100,00	133.822		-100,00
CHINA		0	-		46	-
THAILAND	216.512	120.890	-44,16	3.336.422	1.865.944	-44,07
PHILIPPINES	2.132.917	1.956.499	-8,27	20.249.898	21.961.235	8,45
MALAYSIA	1.945.907	3.409.209	75,20	23.903.129	45.246.721	89,29
CAMBODIA	303.005	376.320	24,20	3.128.605	4.176.734	33,50
BRUNEI DARUSSALAM		15	-		36	-
VIET NAM	2.054.455	1.997.685	-2,76	26.022.562	27.203.980	4,54
INDIA		830	-		15.171	-
AUSTRALIA	126		-100,00	2.368		-100,00
UNITED STATES	413.307	480.168	16,18	9.959.156	11.264.314	13,11
BRAZIL		102	-		1.281	-
COLOMBIA	480.013	696.476	45,10	4.092.910	6.224.950	52,09
NETHERLANDS	3.060		-100,00	60.543		-100,00
FRANCE	571.208	1.025.086	79,46	12.506.825	20.291.237	62,24
ITALY	1.017		-100,00	26.224		-100,00
GREECE		35	-		342	-
SEPEDA DAN SEJENISNYA	**5.417.650**	**8.748.821**	**61,49**	**71.011.255**	**145.971.419**	**105,56**
JAPAN	58.223	79.762	36,99	933.605	1.169.437	25,26
HONG KONG	253	1.493	490,78	9.733	46.075	373,41
KOREA, REPUBLIC OF	4.439	55.415	1.148,25	35.971	1.243.609	3.357,24
TAIWAN	262	194	-25,85	4.241	11.908	180,80
CHINA	16.337	51.835	217,29	154.928	571.625	268,96
PAPUA NEW GUINEA	33		-100,00	233		-100,00
THAILAND	82	27.111	33.071,00	1.078	254.933	23.552,40
SINGAPORE	70.981	177.440	149,98	1.164.351	3.992.920	242,93
PHILIPPINES	70	25.681	36.587,20	71	570.979	799.254,68
MALAYSIA	41.128	161.482	292,63	757.133	3.975.961	425,13
MYANMAR		349	-		8.294	-
CAMBODIA		1.189	-		22.189	-

https://www.bps.go.id

TABEL 6. PERKEMBANGAN EKSPOR INDONESIA MENURUT KOMODITI DAN NEGARA TUJUAN
JANUARI-AGUSTUS 2020 DAN 2021

KOMODITI / NEGARA TUJUAN	BERAT BERSIH (KG)		PERUB	NILAI FOB (US $)		PERUB
	JAN-AGT 2020	JAN-AGT 2021	%	JAN-AGT 2020	JAN-AGT 2021	%
(1)	(2)	(3)	(4)	(5)	(6)	(7)
BRUNEI DARUSSALAM	12	1.483	12.262,00	175	29.608	16.799,35
NEPAL		2.944	-		52.205	-
BHUTAN		1.210	-		16.765	-
VIET NAM	1.126	14.703	1.205,79	22.527	200.371	789,46
MALDIVES	200		-100,00	50		-100,00
INDIA	176.941	105.211	-40,54	1.163.240	1.536.289	32,07
PAKISTAN		123	-		28	-
SRI LANKA		744	-		22.034	-
IRAN (ISLAMIC REPUBLIC OF)		3.223	-		51.329	-
SAUDI ARABIA	57.183	14	-99,98	190.890	585	-99,69
ISRAEL	48.140	176.483	266,61	642.311	2.792.596	334,77
UNITED ARAB EMIRATES		3.562	-		47.545	-
QATAR	507	2.368	367,13	10.829	28.610	164,19
CYPRUS	2.740		-100,00	22.910		-100,00
TOGO		228	-		264	-
NIGERIA	76	90	18,42	321	76	-76,37
SOUTH AFRICA		3.098	-		35.462	-
MAURITIUS		886	-		18.652	-
MAYOTTE		1	-		18	-
DEMOCRATIC REP. OF THE CONGO		24	-		105	-
AUSTRALIA	226.068	218.682	-3,27	4.845.991	6.578.707	35,76
NEW ZEALAND	37.842	83.107	119,61	683.901	1.687.892	146,80
NEW CALEDONIA	924	2.341	153,45	37.324	80.028	114,41
EAST TIMOR	22.135	30.879	39,50	34.379	83.423	142,66
UNITED STATES	537.807	1.831.145	240,48	11.290.756	41.486.204	267,44
CANADA	100.518	178.658	77,74	2.049.041	3.763.687	83,68
MEXICO	7.496	28.140	275,40	155.240	943.567	507,81
CHILE	11.324	49.693	338,83	330.424	2.187.524	562,04
ARGENTINA	1.690	2.135	26,34	70.880	66.476	-6,21
BRAZIL	10		-100,00	345		-100,00
COLOMBIA		5.854	-		99.018	-
BOLIVIA		4.450	-		64.412	-
ECUADOR	5.077	66.139	1.202,83	120.074	1.440.429	1.099,62
PERU	709	16.401	2.214,86	12.987	591.276	4.452,83
TRINIDAD AND TOBAGO		390	-		6.879	-
DOMINICAN REPUBLIC		1.314	-		17.057	-
COSTA RICA		1.151	-		31.984	-
GREENLAND	1.318	2.522	91,28	17.471	34.355	96,64
UNITED KINGDOM	2.213.314	2.019.539	-8,75	27.246.186	28.718.061	5,40
NETHERLANDS	99.252	203.597	105,13	1.398.204	4.686.942	235,21
FRANCE	175	71	-59,31	4.788	1.621	-66,15
GERMANY, FED. REP. OF	74.734	210.307	181,41	635.987	2.588.880	307,06
AUSTRIA	22.150	140.934	536,27	309.847	2.058.452	564,35
BELGIUM		43	-		3.671	-
SWITZERLAND	12	6.432	51.766,94	743	51.064	6.772,66
LUXEMBOURG		18	-		796	-
MONACO	3.363	21.316	533,76	61.701	403.265	553,58
DENMARK	632.891	1.000.904	58,15	6.356.465	10.616.997	67,03
NORWAY	139.261	187.497	34,64	1.548.676	2.189.479	41,38
SWEDEN	489.118	677.127	38,44	5.208.541	7.101.200	36,34
FINLAND	73.997	222.728	200,99	753.014	2.374.587	215,34
IRELAND		36	-		1.752	-
ITALY	746	3.921	426,00	252	75.436	29.834,73
SPAIN	83.472	118.973	42,53	778.431	1.766.653	126,95
PORTUGAL	15	34	129,73	438	1.752	300,00
GREECE	8.251	6.294	-23,72	73.673	93.534	26,96
POLAND	19.797	116.792	489,94	272.691	2.429.556	790,96
ROMANIA		28	-		758	-
BELARUS	3.363		-100,00	55.227		-100,00
UKRAINE	11.386	38.372	237,02	259.429	698.542	169,26
ESTONIA	27.007	89.469	231,28	304.760	910.695	198,82
GEORGIA	120		-100,00	440		-100,00
CROATIA		20.235	-		361.471	-
BOSNIA AND HERZEGOVINA	3.306	3.303	-0,08	39.799	39.514	-0,72
MALTA	8		-100,00	157		-100,00
SLOVAKIA	17	3.246	19.573,64	951	44.303	4.558,61
SLOVENIA	51.890	123.714	138,42	479.889	1.209.106	151,96
CZECH REPUBLIC	9.199	66.759	625,73	147.519	985.665	568,16
REP. OF MACEDONIA		1.270	-		17.232	-
RUSSIA FEDERATION	19.158	44.520	132,38	310.040	677.047	118,37
LOKOMOTIF DAN GERBONG KERETA SERTA KELENGKAPANNYA	**9.110.610**	**3.901.728**	**-57,17**	**54.650.340**	**10.483.604**	**-80,82**
JAPAN	333	24	-92,79	9.381	918	-90,22
HONG KONG		1.695	-		6.193	-
KOREA, REPUBLIC OF	382		-100,00	48.207		-100,00
CHINA	1.650	77.274	4.582,79	22.722	204.554	800,27
THAILAND	177	378	113,71	1.995	3.471	73,99
SINGAPORE	165	876	431,60	2.677	33.871	1.165,11
PHILIPPINES	645.200	6.462	-99,00	18.756.335	240.662	-98,72
MALAYSIA	85	40	-53,05	70	1.273	1.717,99
INDIA	5.014	24.649	391,61	233.171	483.472	107,35
PAKISTAN	7.805		-100,00	4.302		-100,00
BANGLADESH	1.993.200	55.032	-97,24	22.979.227	1.597.546	-93,05
AUSTRALIA		1.782	-		36.750	-
EAST TIMOR		10	-		24	-
UNITED STATES	2.529.423	1.204.798	-52,37	6.558.620	4.047.635	-38,29
CANADA	2.409.354	2.051.101	-14,87	3.706.380	3.085.500	-16,75

https://www.bpsbbo.id

TABEL 6. PERKEMBANGAN EKSPOR INDONESIA MENURUT KOMODITI DAN NEGARA TUJUAN
JANUARI-AGUSTUS 2020 DAN 2021

KOMODITI / NEGARA TUJUAN	BERAT BERSIH (KG)		PERUB	NILAI FOB (US $)		PERUB
	JAN-AGT 2020	JAN-AGT 2021	%	JAN-AGT 2020	JAN-AGT 2021	%
(1)	(2)	(3)	(4)	(5)	(6)	(7)
MEXICO	1.106.430	474.775	-57,09	1.690.170	721.300	-57,32
CHILE		7	-		545	-
FRANCE		3	-		10	-
GERMANY, FED. REP. OF	376		-100,00	19.333		-100,00
AUSTRIA	780		-100,00	1.000		-100,00
SWITZERLAND	89		-100,00	3.819		-100,00
SPAIN	97		-100,00	745		-100,00
KAZAKHSTAN	3.320	2.822	-15,00	23.388	19.880	-15,00
RUSSIA FEDERATION	406.730		-100,00	588.800		-100,00
SUKU CADANG KENDARAAN BERMOTOR	**472.006**	**566.291**	**19,98**	**3.012.528**	**3.991.494**	**32,50**
JAPAN	22.176	356	-98,39	410.652	4.294	-98,95
HONG KONG	245	201	-18,03	5.902	5.923	0,34
KOREA, REPUBLIC OF	251	6.892	2.643,07	4.017	20.260	404,34
TAIWAN	7.346	18	-99,76	81.186	1.665	-97,95
CHINA	3	2	-33,33	188	1.758	837,44
PAPUA NEW GUINEA	16.077	690	-95,71	24.430	2.662	-89,10
THAILAND	122.514	221.922	81,14	1.593.528	2.857.807	79,34
SINGAPORE	14.510	12.293	-15,28	56.953	230.785	305,22
PHILIPPINES	4.290	53	-98,76	20.000	1.261	-93,70
MALAYSIA	17.169	31.889	85,73	88.031	127.124	44,41
MYANMAR	11.704	9.060	-22,59	16.325	12.700	-22,21
CAMBODIA		0	-		5	-
NEPAL		16	-		709	-
VIET NAM	1.247	2.868	130,07	16.713	30.031	79,69
MALDIVES	220		-100,00	220		-100,00
INDIA	1		-100,00	13		-100,00
PAKISTAN	2.676		-100,00	5.903		-100,00
BANGLADESH		1	-		85	-
SRI LANKA		240	-		1.476	-
ISRAEL		38	-		320	-
KUWAIT		15	-		190	-
OMAN	50.700	101.400	100,00	71.820	143.295	99,52
UNITED ARAB EMIRATES	166.170	150.241	-9,59	244.748	209.065	-14,58
BAHRAIN		1.633	-		16.670	-
TANZANIA, UNITED REP. OF	9		-100,00	456		-100,00
MOZAMBIQUE	20		-100,00	2.694		-100,00
ANGOLA	13		-100,00	528		-100,00
DJIBOUTI	95		-100,00	897		-100,00
AUSTRALIA	9.642	2.073	-78,50	61.509	21.347	-65,29
NEW ZEALAND	72		-100,00	286		-100,00
EAST TIMOR	10.399	11.311	8,77	18.300	22.576	23,37
UNITED STATES	10.641	11.037	3,72	243.342	255.849	5,14
CANADA	195	30	-84,59	2.335	286	-87,75
MEXICO	546	39	-92,77	6.319	478	-92,44
BRAZIL	39	3	-92,24	470	50	-89,32
COLOMBIA	3		-100,00	46		-100,00
PERU		0	-		16	-
UNITED KINGDOM	940	160	-82,93	10.437	1.931	-81,50
NETHERLANDS		31	-		275	-
FRANCE	1.315	857	-34,80	15.720	10.591	-32,63
GERMANY, FED. REP. OF	555	814	46,67	6.625	9.256	39,72
BELGIUM		2	-		79	-
SWEDEN	65		-100,00	286		-100,00
UKRAINE	34		-100,00	130		-100,00
RUSSIA FEDERATION	126	104	-17,97	1.519	674	-55,62
PERAHU LAYAR DAN SEJENISNYA	**481.124**	**488.721**	**1,58**	**5.669.708**	**4.642.850**	**-18,11**
JAPAN	4.234	679	-83,96	83.128	43.568	-47,59
KOREA, REPUBLIC OF	210		-100,00	2.700		-100,00
TAIWAN	257.000		-100,00	3.200.000		-100,00
SINGAPORE	50	6.796	13.492,17	718	138.284	19.170,77
PHILIPPINES		6.000	-		52.131	-
MALAYSIA		69.200	-		61.350	-
UNITED ARAB EMIRATES		4	-		6.286	-
NIGERIA		2.090	-		36.414	-
AUSTRALIA	16.285	23.079	41,72	190.332	217.205	14,12
NEW ZEALAND	74	3.623	4.795,69	23.867	41.710	74,76
EAST TIMOR	80		-100,00	180		-100,00
UNITED STATES	152.368	278.367	82,69	1.434.904	2.799.564	95,10
UNITED KINGDOM	500		-100,00	18.180		-100,00
NETHERLANDS	350		-100,00	19.016		-100,00
FRANCE	1.472	1.940	31,79	72.879	47.577	-34,72
GERMANY, FED. REP. OF	10.434	16.320	56,41	249.304	380.849	52,77
BELGIUM	303		-100,00	100		-100,00
DENMARK	32.126	79.357	147,02	320.198	756.435	136,24
SWEDEN	455		-100,00	24.625		-100,00
ITALY	4.686	1.119	-76,12	29.565	36.805	24,49
PORTUGAL	497		-100,00	13		-100,00
RUSSIA FEDERATION		146	-		24.672	-
KERETA BAYI	**17.549**	**18.357**	**4,60**	**68.259**	**31.911**	**-53,25**
JAPAN	70		-100,00	8.066		-100,00
CHINA	28	14	-50,00	42	138	231,38
SINGAPORE	115	57	-50,72	1.593	586	-63,22
PHILIPPINES	1.645	890	-45,88	1.833	951	-48,12
INDIA	29		-100,00	1.242		-100,00

https://www.bps.go.id

TABEL 6. PERKEMBANGAN EKSPOR INDONESIA MENURUT KOMODITI DAN NEGARA TUJUAN
JANUARI-AGUSTUS 2020 DAN 2021

KOMODITI / NEGARA TUJUAN	BERAT BERSIH (KG)		PERUB	NILAI FOB (US $)		PERUB
	JAN-AGT 2020	JAN-AGT 2021	%	JAN-AGT 2020	JAN-AGT 2021	%
(1)	(2)	(3)	(4)	(5)	(6)	(7)
SRI LANKA	42		-100,00	92		-100,00
SAUDI ARABIA	33		-100,00	68		-100,00
UNITED ARAB EMIRATES		120	-		600	-
AUSTRALIA		188	-		3.176	-
EAST TIMOR	15.587	17.088	9,63	55.324	26.460	-52,17
INDUSTRI LAINNYA	**32.587**	**89.296**	**174,02**	**295.138**	**984.695**	**233,64**
JAPAN	31.162	79.176	154,08	282.175	790.080	180,00
THAILAND	490		-100,00	3.760		-100,00
SINGAPORE		9	-		513	-
PHILIPPINES	50	5.626	11.152,00	962	110.916	11.425,54
CAMBODIA		350	-		2.268	-
VIET NAM		2.920	-		60.287	-
INDIA		350	-		15.308	-
BANGLADESH	260		-100,00	4.516		-100,00
EAST TIMOR	65	653	904,62	65	1.729	2.560,00
BRAZIL		213	-		3.594	-
SWITZERLAND	560		-100,00	3.660		-100,00
ALAT ANGKUTAN LAINNYA	**302**	**1.156**	**283,04**	**1.452**	**7.038**	**384,83**
HONG KONG		1	-		140	-
SINGAPORE	1	1	30,00	10	40	308,25
AUSTRALIA		748	-		5.750	-
EAST TIMOR	297	330	11,04	1.436	484	-66,29
NETHERLANDS		16	-		55	-
ITALY	4		-100,00	6		-100,00
GREECE		60	-		569	-
FURNITUR DARI KAYU	**262.151.669**	**336.438.784**	**28,34**	**939.833.844**	**1.285.534.045**	**36,78**
JAPAN	33.727.385	40.853.609	21,13	80.696.586	94.230.041	16,77
HONG KONG	437.770	306.459	-30,00	2.609.472	1.729.735	-33,71
KOREA, REPUBLIC OF	6.628.027	6.278.688	-5,27	20.203.070	19.979.967	-1,10
TAIWAN	5.931.062	6.324.315	6,63	15.974.140	15.933.333	-0,26
CHINA	4.021.909	3.237.226	-19,51	13.527.947	10.538.916	-22,10
MACAU	1.142	420	-63,22	5.754	11.676	102,91
PAPUA NEW GUINEA	5.270	4.614	-12,46	56.153	32.014	-42,99
THAILAND	386.144	344.437	-10,80	1.226.753	939.512	-23,41
SINGAPORE	1.430.498	1.955.640	36,71	4.271.126	6.588.008	54,25
PHILIPPINES	690.679	521.971	-24,43	1.253.673	846.472	-32,48
MALAYSIA	5.315.036	6.086.064	14,51	6.506.415	9.395.369	44,40
CAMBODIA	133.620	14.345	-89,26	589.931	68.375	-88,41
BRUNEI DARUSSALAM	234.469	204.437	-12,81	185.114	199.037	7,52
NEPAL	3.060	3.898	27,39	5.204	5.994	15,17
VIET NAM	52.808	1.019.549	1.830,67	342.463	1.008.218	194,40
MALDIVES	788.481	853.254	8,21	3.931.214	4.211.019	7,12
INDIA	979.623	841.393	-14,11	2.486.559	2.426.858	-2,40
PAKISTAN	8.619	1.223	-85,81	66.218	28.696	-56,66
BANGLADESH	2.083	2.213	6,24	35.680	37.160	4,15
SRI LANKA	77.852	2.283	-97,07	111.738	4.512	-95,96
IRAQ	11.341	12.165	7,26	9.968	11.655	16,92
IRAN (ISLAMIC REPUBLIC OF)		8.212	-		53.563	-
SAUDI ARABIA	880.735	1.271.600	44,38	2.983.770	4.136.134	38,62
ISRAEL	402.334	633.431	57,44	1.483.404	2.765.110	86,40
KUWAIT	68.357	224.995	229,15	310.669	673.983	116,95
JORDAN	26.161	25.531	-2,41	273.330	241.905	-11,50
LEBANON	6.885	16.308	136,87	38.838	82.585	112,64
OMAN	125.953	102.840	-18,35	421.206	311.043	-26,15
TURKEY	195.271	283.778	45,33	818.400	1.470.965	79,74
UNITED ARAB EMIRATES	983.996	1.760.264	78,89	4.185.666	8.388.789	100,42
QATAR	107.730	68.616	-36,31	623.226	440.303	-29,35
BAHRAIN	3.840	16.873	339,40	64.582	95.596	48,02
CYPRUS	37.987	34.586	-8,95	187.293	188.703	0,75
EGYPT	40.163	6.047	-84,94	97.143	52.351	-46,11
LIBYAN ARAB JAMAHIRIYA	8.317		-100,00	8.194		-100,00
MOROCCO	83.049	25.834	-68,89	290.631	112.574	-61,27
TUNISIA	22.677	8.277	-63,50	125.840	43.056	-65,79
ALGERIA		5.214	-		14.496	-
SUDAN	7.400	11.250	52,03	5.900	4.484	-24,01
NAMIBIA	4.348	12.844	195,41	13.932	27.678	98,67
TANZANIA, UNITED REP. OF	27.843	49.720	78,57	112.191	68.244	-39,17
MADAGASCAR	14.668		-100,00	83.657		-100,00
SOMALIA	2.674		-100,00	11.292		-100,00
KENYA	23.197	3.734	-83,90	77.509	13.906	-82,06
REUNION	626.187	772.557	23,37	1.563.160	2.067.493	32,26
MOZAMBIQUE	4.710	1.450	-69,21	8.205	10.734	30,82
TOGO	36.627	51.673	41,08	61.315	84.274	37,44
GHANA		3.186	-		21.788	-
ANGOLA	11.433	5.700	-50,15	66.898	53.747	-19,66
CONGO		267	-		3.037	-
CAMEROON		5.917	-		5.267	-
NIGERIA	37.429	4.922	-86,85	98.161	47.195	-51,92
SIERRA LEONE		177	-		1.487	-
GABON	3.335	7.666	129,85	14.619	23.029	57,53
COTE D'IVOIRE	3.537	6.412	81,29	18.347	18.433	0,47
SENEGAL	195	2.481	1.172,31	1.610	12.896	701,00
GAMBIA		12.259	-		11.552	-
SEYCHELLES	130.846	31.081	-76,25	793.605	214.551	-72,96
UGANDA		3.452	-		8.464	-

https://www.bps.go.id

TABEL 6. PERKEMBANGAN EKSPOR INDONESIA MENURUT KOMODITI DAN NEGARA TUJUAN
JANUARI-AGUSTUS 2020 DAN 2021

KOMODITI / NEGARA TUJUAN	BERAT BERSIH (KG)		PERUB	NILAI FOB (US $)		PERUB
	JAN-AGT 2020	JAN-AGT 2021	%	JAN-AGT 2020	JAN-AGT 2021	%
(1)	(2)	(3)	(4)	(5)	(6)	(7)
CHAD	15.000		-100,00	11.000		-100,00
DJIBOUTI	154.167	21.394	-86,12	180.478	27.991	-84,49
SOUTH AFRICA	704.939	919.580	30,45	2.273.140	3.003.468	32,13
COMOROS	2.715		-100,00	8.140		-100,00
MAURITIUS	1.206.961	740.033	-38,69	1.700.170	1.374.817	-19,14
RWANDA	56		-100,00	1.015		-100,00
MAYOTTE	13.361	23.210	73,72	23.407	46.462	98,49
DEMOCRATIC REP. OF THE CONGO		677	-		441	-
AUSTRALIA	6.859.662	8.720.771	27,13	28.108.516	38.879.046	38,32
NEW ZEALAND	585.890	1.126.386	92,25	2.529.137	5.048.133	99,60
GUAM	5.951	22.285	274,48	19.789	62.908	217,89
PALAU	2.852		-100,00	15.434		-100,00
NEW CALEDONIA	140.203	142.829	1,87	378.018	427.132	12,99
NORTHERN MARIANA ISLANDS	11.020	6.850	-37,84	39.102	17.892	-54,24
SAINT VINCENT AND THE GRENADINES	6.506		-100,00	80.224		-100,00
VANUATU	16.138	18.590	15,19	22.626	23.216	2,61
WALLIS AND FUTUNA ISLANDS	24.292	11.213	-53,84	62.763	55.960	-10,84
AMERICAN SAMOA	710	2.870	304,57	4.447	20.324	357,04
COOK ISLANDS	25.521		-100,00	170.408		-100,00
FIJI	23.875	4.673	-80,43	70.747	31.765	-55,10
MARSHALL ISLANDS	1.482		-100,00	6.242		-100,00
SAMOA	1.320		-100,00	4.300		-100,00
SOLOMON ISLANDS	125		-100,00	1.800		-100,00
TONGA	6.923	1.020	-85,27	27.067	5.075	-81,25
EAST TIMOR	635.042	849.911	33,84	368.290	622.255	68,96
UNITED STATES	114.744.282	162.310.763	41,45	495.668.173	733.639.417	48,01
CANADA	3.318.144	3.792.325	14,29	12.410.438	16.048.936	29,32
MEXICO	252.776	516.831	104,46	1.365.691	2.872.479	110,33
GUATEMALA	57.195	92.705	62,09	200.561	397.661	98,27
HONDURAS	1.334	3.858	189,21	19.595	3.326	-83,02
PANAMA	19.128	97.960	412,13	91.070	654.338	618,50
CURACAO	2.871	3.442	19,89	3.831	12.668	230,66
SURINAME	13.501	26.067	93,08	32.110	52.342	63,01
CHILE	390.295	564.483	44,63	1.876.874	2.649.203	41,15
VENEZUELA	1.572	1.193	-24,06	17.666	10.918	-38,20
ARGENTINA	63.428	31.199	-50,81	180.494	99.923	-44,64
BRAZIL	46.744	44.489	-4,82	165.199	121.004	-26,75
COLOMBIA	33.564	52.649	56,86	156.148	257.261	64,75
URUGUAY	51.688	66.135	27,95	179.664	296.857	65,23
PARAGUAY		9.235	-		34.059	-
ECUADOR	3.255	8.769	169,37	15.738	46.914	198,09
PERU	52.492	82.724	57,59	300.468	468.934	56,07
TRINIDAD AND TOBAGO		4.474	-		14.408	-
BAHAMAS	2.791	26.625	853,92	20.571	77.105	274,82
JAMAICA	31.574	27.737	-12,15	196.819	124.669	-36,66
PUERTO RICO	64.356	121.664	89,05	259.273	406.927	56,95
BELIZE		1.901	-		13.385	-
DOMINICAN REPUBLIC	206.502	211.529	2,43	420.386	588.070	39,89
EL SALVADOR	1.137		-100,00	2.385		-100,00
COSTA RICA	54.716	53.694	-1,87	195.310	202.171	3,51
HAITI	879	25.567	2.808,66	10.920	56.811	420,24
BARBADOS	7.038	5.079	-27,83	20.009	24.841	24,15
ANTIGUA AND BARBUDA		2.366	-		1.500	-
ANGUILLA	2.472		-100,00	35.223		-100,00
ARUBA	31.500	67.228	113,42	82.702	194.406	135,07
BERMUDA		139	-		4.379	-
CAYMAN ISLANDS	14.242	9.980	-29,93	94.404	32.911	-65,14
DOMINICA	14.495	824	-94,32	47.046	11.382	-75,81
FRENCH GUIANA	14.009	37.683	168,99	36.121	109.557	203,30
FRENCH POLYNESIA	141.716	172.013	21,38	582.326	709.782	21,89
MARTINIQUE	92.714	138.212	49,07	253.568	408.469	61,09
NETHERLANDS ANTILLES	104.937	111.370	6,13	266.163	274.347	3,08
SAINT LUCIA	8.687	3.915	-54,93	76.666	21.663	-71,74
TURKS AND CAICOS ISLANDS	13.419	665	-95,04	78.937	1.554	-98,03
GUADELOUPE	204.576	278.788	36,28	691.308	965.425	39,65
VIRGIN ISLANDS (BRITISH)	19.803	14.175	-28,42	283.157	85.936	-69,65
U.S. VIRGIN ISLANDS	4.140	14.377	247,25	35.535	84.021	136,44
UNITED KINGDOM	15.609.543	18.141.073	16,22	30.947.908	41.640.092	34,55
NETHERLANDS	16.056.570	17.914.365	11,57	51.619.816	64.570.986	25,09
FRANCE	8.029.169	12.096.758	50,66	20.326.936	31.863.100	56,75
GERMANY, FED. REP. OF	8.629.273	9.879.943	14,49	35.693.322	46.713.240	30,87
AUSTRIA	314.043	350.978	11,76	1.318.195	1.738.972	31,92
BELGIUM	8.433.397	10.424.714	23,61	33.068.222	42.371.078	28,13
SWITZERLAND	22.616	24.009	6,16	75.914	185.633	144,53
LUXEMBOURG	5.514		-100,00	6.172		-100,00
MONACO	1		-100,00	20		-100,00
DENMARK	1.299.193	1.748.030	34,55	7.036.371	10.273.088	46,00
NORWAY	162.829	280.389	72,20	931.759	1.624.059	74,30
SWEDEN	823.716	1.121.355	36,13	4.321.401	6.159.491	42,53
FINLAND	123.267	164.258	33,25	612.114	613.853	0,28
IRELAND	173.464	347.017	100,05	782.200	1.597.082	104,18
ITALY	1.778.127	1.986.547	11,72	10.386.416	10.553.574	1,61
SPAIN	2.529.267	3.324.351	31,44	9.229.614	13.777.044	49,27
PORTUGAL	267.040	216.056	-19,09	916.694	852.081	-7,05
ICELAND	2.250	9.362	316,09	6.164	8.455	37,17
GREECE	594.821	653.266	9,83	2.545.002	2.738.321	7,60
HUNGARY	1.524	544	-64,30	4.646	3.869	-16,74
POLAND	922.775	765.648	-17,03	3.442.125	2.306.346	-33,00

https://www.bpsbatam.bps.go.id

TABEL 6. PERKEMBANGAN EKSPOR INDONESIA MENURUT KOMODITI DAN NEGARA TUJUAN
JANUARI-AGUSTUS 2020 DAN 2021

KOMODITI / NEGARA TUJUAN	BERAT BERSIH (KG)		PERUB	NILAI FOB (US $)		PERUB
	JAN-AGT 2020	JAN-AGT 2021	%	JAN-AGT 2020	JAN-AGT 2021	%
(1)	(2)	(3)	(4)	(5)	(6)	(7)
ROMANIA	36.095	54.817	51,87	202.258	335.386	65,82
BULGARIA	90.152	111.423	23,59	243.067	397.645	63,59
ALBANIA	34.868	22.006	-36,89	138.279	106.921	-22,68
BELARUS		3.983	-		24.240	-
KAZAKHSTAN	5.628	1.522	-72,96	22.995	3.889	-83,09
UKRAINE	17.299	22.307	28,95	101.050	204.183	102,06
LITHUANIA	39.715	18.784	-52,70	217.897	97.125	-55,43
LATVIA	214.328	32.880	-84,66	1.912.124	223.796	-88,30
ESTONIA	4.827	13.821	186,33	21.304	86.478	305,92
GEORGIA	21.683	17.480	-19,38	74.900	99.501	32,85
CROATIA	108.174	63.888	-40,94	232.520	141.156	-39,29
MALTA	23.651	21.644	-8,48	79.893	64.291	-19,53
SLOVAKIA	1.862		-100,00	3.807		-100,00
SLOVENIA	144.259	95.216	-34,00	465.079	421.595	-9,35
CZECH REPUBLIC	55.977	95.513	70,63	208.705	192.917	-7,56
RUSSIA FEDERATION	217.298	403.384	85,64	1.129.206	1.794.265	58,90
SERBIA	7.540		-100,00	28.550		-100,00
MONTENEGRO	22.472	16.978	-24,45	64.614	27.468	-57,49
FURNITUR DARI ROTAN ATAU BAMBU	**14.440.966**	**17.997.920**	**24,63**	**88.105.213**	**119.566.252**	**35,71**
JAPAN	1.257.001	1.173.729	-6,62	7.398.490	6.838.775	-7,57
HONG KONG	2.588	4.992	92,92	74.457	32.939	-55,76
KOREA, REPUBLIC OF	165.704	78.696	-52,51	846.626	564.190	-33,36
TAIWAN	242.585	186.633	-23,07	892.700	718.445	-19,52
CHINA	130.827	150.656	15,16	770.201	1.075.968	39,70
MACAU	1.411		-100,00	23.532		-100,00
PAPUA NEW GUINEA	170	3.519	1.970,12	1.245	15.615	1.154,12
THAILAND	13.633	7.217	-47,06	89.581	55.170	-38,41
SINGAPORE	165.106	78.068	-52,72	634.485	613.900	-3,24
PHILIPPINES	13.185	6.197	-53,00	63.361	17.278	-72,73
MALAYSIA	79.876	105.398	31,95	352.448	443.861	25,94
CAMBODIA	4.033		-100,00	24.075		-100,00
BRUNEI DARUSSALAM	1.042	50	-95,20	6.729	602	-91,05
VIET NAM	257	3.086	1.098,91	9.015	76.404	747,53
MALDIVES	16.228	122.137	652,64	57.959	103.116	77,91
INDIA	48.649	28.100	-42,24	123.619	122.568	-0,85
SRI LANKA	8.522	35	-99,59	25.480	98	-99,62
IRAQ	2.554	2.707	5,99	9.100	6.721	-26,14
IRAN (ISLAMIC REPUBLIC OF)		5.852	-		29.392	-
SAUDI ARABIA	45.154	120.714	167,34	116.901	407.542	248,62
ISRAEL	82.912	228.768	175,92	441.563	1.503.985	240,60
KUWAIT	3.344	14.232	325,63	20.187	114.003	464,73
JORDAN	2.706	3.140	16,05	11.272	36.914	227,47
LEBANON	4.383	972	-77,82	35.443	8.495	-76,03
OMAN	11.382	6.551	-42,44	63.491	62.372	-1,76
TURKEY	102.458	85.039	-17,00	345.052	397.729	15,27
UNITED ARAB EMIRATES	68.856	177.535	157,84	447.529	1.183.343	164,42
QATAR	5.400	10.312	90,95	24.375	119.217	389,09
BAHRAIN	789	3.985	405,06	4.148	29.319	606,83
CYPRUS	2.430	1.216	-49,98	16.043	5.037	-68,61
EGYPT	27	2.105	7.568,49	458	1.496	226,57
LIBYAN ARAB JAMAHIRIYA	1.233		-100,00	3.480		-100,00
MOROCCO	7.495	2.519	-66,39	24.315	15.575	-35,94
TUNISIA	2.220		-100,00	8.519		-100,00
ALGERIA		165	-		1.435	-
SUDAN	2.145		-100,00	9.800		-100,00
NAMIBIA		380	-		3.206	-
TANZANIA, UNITED REP. OF	1.363		-100,00	42.312		-100,00
MADAGASCAR	2.624	2.635	0,42	21.567	3.796	-82,40
KENYA	9.018	2.886	-68,00	44.266	9.070	-79,51
REUNION	9.834	27.344	178,07	35.073	124.849	255,97
EQUATORIAL GUINEA	10.035		-100,00	11.067		-100,00
NIGERIA	4.770		-100,00	6.591		-100,00
GABON		52	-		91	-
COTE D'IVOIRE	115	414	260,00	707	1.132	60,24
SENEGAL		698	-		2.067	-
SEYCHELLES	3.203	4.065	26,89	44.339	16.053	-63,79
SOUTH AFRICA	52.102	62.631	20,21	259.927	408.607	57,20
MAURITIUS	24.032	5.029	-79,07	147.523	29.785	-79,81
MAYOTTE		140	-		359	-
AUSTRALIA	1.453.747	1.958.193	34,70	7.062.530	11.177.677	58,27
NEW ZEALAND	55.750	84.753	52,02	265.255	610.348	130,10
GUAM	229	114	-50,22	515	1.312	154,67
NEW CALEDONIA	3.090	8.706	181,73	13.960	43.429	211,11
WALLIS AND FUTUNA ISLANDS	334		-100,00	1.135		-100,00
AMERICAN SAMOA	66	149	124,74	330	540	63,64
COOK ISLANDS	11.692		-100,00	14.337		-100,00
FIJI	3.120		-100,00	25.360		-100,00
MARSHALL ISLANDS	217		-100,00	746		-100,00
SAMOA	210		-100,00	1.600		-100,00
EAST TIMOR	32.827	17.463	-46,80	13.005	41.721	220,80
UNITED STATES	4.097.489	5.957.676	45,40	37.573.037	56.884.451	51,40
CANADA	71.298	153.498	115,29	598.973	1.046.692	74,75
MEXICO	46.508	69.455	49,34	280.124	268.641	-4,10
GUATEMALA		2.456	-		14.016	-
PANAMA	1.368	5.482	300,72	10.788	43.388	302,17
CURACAO	125	2.289	1.731,36	868	1.833	111,24
SURINAME	412	190	-53,88	2.563	1.646	-35,78

https://www.bps.go.id

TABEL 6. PERKEMBANGAN EKSPOR INDONESIA MENURUT KOMODITI DAN NEGARA TUJUAN
JANUARI-AGUSTUS 2020 DAN 2021

KOMODITI / NEGARA TUJUAN	BERAT BERSIH (KG)		PERUB	NILAI FOB (US $)		PERUB
	JAN-AGT 2020	JAN-AGT 2021	%	JAN-AGT 2020	JAN-AGT 2021	%
(1)	(2)	(3)	(4)	(5)	(6)	(7)
CHILE	62.369	43.085	-30,92	411.362	281.979	-31,45
VENEZUELA	1.345		-100,00	17.101		-100,00
ARGENTINA	21.527	26.750	24,26	83.005	111.330	34,12
BRAZIL	3.002	7.222	140,56	4.446	33.129	645,07
COLOMBIA	8.558	14.988	75,14	69.072	90.472	30,98
URUGUAY	5.318	18.631	250,31	45.458	142.343	213,13
PARAGUAY		22	-		84	-
ECUADOR	2.671	1.964	-26,46	19.441	14.571	-25,05
PERU	22.600	11.142	-50,70	116.603	33.370	-71,38
BAHAMAS	43	5.076	11.654,86	958	8.036	738,85
JAMAICA	627	2.200	251,14	4.408	14.381	226,24
PUERTO RICO	7.214	17.821	147,04	34.629	65.633	89,53
BELIZE		93	-		248	-
DOMINICAN REPUBLIC	4.881	17.495	258,43	23.658	128.911	444,89
COSTA RICA	16.835	16.573	-1,56	57.909	102.557	77,10
BARBADOS	4.344	1.418	-67,36	3.359	8.029	139,06
ARUBA	604	2.313	283,23	860	3.564	314,23
CAYMAN ISLANDS	391	100	-74,42	3.427	138	-95,96
DOMINICA	4.658		-100,00	8.694		-100,00
FRENCH GUIANA	1.191	2.041	71,39	5.436	10.277	89,07
FRENCH POLYNESIA	17.631	6.058	-65,64	46.726	29.874	-36,07
MARTINIQUE	3.522	7.540	114,07	8.465	17.893	111,37
NETHERLANDS ANTILLES	5.370	2.158	-59,81	16.893	8.385	-50,37
TURKS AND CAICOS ISLANDS		142	-		239	-
GUADELOUPE	3.351	10.287	206,96	17.383	53.688	208,86
VIRGIN ISLANDS (BRITISH)	366	229	-37,43	3.746	891	-76,21
U.S. VIRGIN ISLANDS		561	-		1.652	-
UNITED KINGDOM	358.111	461.883	28,98	1.686.753	2.518.716	49,32
NETHERLANDS	953.736	1.376.825	44,36	2.974.191	3.720.487	25,09
FRANCE	562.306	913.805	62,51	2.676.356	4.626.113	72,85
GERMANY, FED. REP. OF	638.687	460.613	-27,88	2.529.492	2.224.842	-12,04
AUSTRIA	697	2.352	237,31	5.694	13.979	145,53
BELGIUM	533.519	693.997	30,08	2.881.846	3.882.951	34,74
SWITZERLAND	441	30	-93,14	2.217	316	-85,72
DENMARK	352.148	418.942	18,97	3.017.437	3.646.936	20,86
NORWAY	42.315	36.833	-12,96	164.415	130.163	-20,83
SWEDEN	270.014	322.431	19,41	1.560.778	2.021.944	29,55
FINLAND	121.712	145.931	19,90	749.384	785.661	4,84
IRELAND		8.566	-		77.238	-
ITALY	224.721	240.860	7,18	1.653.382	1.955.748	18,29
SPAIN	429.784	400.241	-6,87	2.477.155	2.362.752	-4,62
PORTUGAL	28.166	61.851	119,60	150.490	257.279	70,96
ICELAND		10.531	-		8.674	-
GREECE	79.994	55.474	-30,65	295.529	242.134	-18,07
HUNGARY	290	9.904	3.315,10	2.793	27.300	877,52
POLAND	154.792	165.601	6,98	751.255	815.716	8,58
ROMANIA	62.125	76.542	23,21	225.622	341.237	51,24
BULGARIA	28.206	34.642	22,82	86.534	131.954	52,49
ALBANIA	3.135	5.133	63,73	11.805	31.288	165,05
KAZAKHSTAN		6.535	-		18.345	-
UKRAINE	23.571	30.972	31,40	106.404	94.182	-11,49
LITHUANIA	12.003	41.425	245,13	41.544	161.901	289,71
LATVIA	195.823	8.352	-95,73	744.236	37.626	-94,94
ESTONIA	3.412	1.875	-45,05	24.784	10.185	-58,91
GEORGIA	16.521	22	-99,87	66.310	120	-99,82
CROATIA	16.470	8.941	-45,72	68.373	20.986	-69,31
MALTA	356		-100,00	6.158		-100,00
SLOVENIA	7.234	8.281	14,47	71.687	72.220	0,74
CZECH REPUBLIC	27.614	12.619	-54,30	120.795	21.782	-81,97
RUSSIA FEDERATION	698.515	778.947	11,51	2.480.991	2.805.801	13,09
SERBIA	4.251	33	-99,22	13.582	1.786	-86,85
FURNITUR DARI LOGAM	**15.360.146**	**19.256.337**	**25,37**	**73.130.515**	**116.230.725**	**58,94**
JAPAN	679.398	713.593	5,03	3.090.215	4.267.135	38,09
HONG KONG	7.529	11.610	54,20	61.213	115.832	89,23
KOREA, REPUBLIC OF	3.083.681	67.194	-97,82	589.380	553.777	-6,04
TAIWAN	31.716	48.679	53,48	112.283	174.005	54,97
CHINA	27.342	153.654	461,97	141.383	601.263	325,27
MACAU	28	116	317,95	420	2.085	396,53
PAPUA NEW GUINEA	24	2.238	9.222,92	73	11.564	15.745,57
THAILAND	44.796	24.443	-45,43	299.633	189.406	-36,79
SINGAPORE	221.289	154.281	-30,28	1.014.974	719.080	-29,15
PHILIPPINES	22.491	23.337	3,76	75.097	86.160	14,73
MALAYSIA	38.913	178.821	359,54	183.921	811.465	341,20
MYANMAR	5.760		-100,00	24.047		-100,00
CAMBODIA	384	1.487	287,66	6.060	18.079	198,32
BRUNEI DARUSSALAM	1.009	277	-72,55	2.089	336	-83,90
VIET NAM	31.238	18.167	-41,84	98.921	59.425	-39,93
MALDIVES	5.609	5.025	-10,41	70.839	84.750	19,64
INDIA	5.801	12.251	111,18	61.540	145.405	136,28
PAKISTAN	1.347	3.952	193,39	2.878	8.542	196,79
BANGLADESH	2.787	470	-83,15	8.271	5.755	-30,42
SRI LANKA	9.575	1.812	-81,08	53.338	10.784	-79,78
IRAQ		2.154	-		27.052	-
IRAN (ISLAMIC REPUBLIC OF)	2.013	320	-84,10	9.792	2.230	-77,23
SAUDI ARABIA	48.230	40.461	-16,11	299.771	263.085	-12,24
ISRAEL	30.387	41.044	35,07	279.639	271.858	-2,78
KUWAIT	17.556	31.908	81,75	78.067	131.982	69,06

https://www.bps.go.id

TABEL 6. PERKEMBANGAN EKSPOR INDONESIA MENURUT KOMODITI DAN NEGARA TUJUAN
JANUARI-AGUSTUS 2020 DAN 2021

KOMODITI / NEGARA TUJUAN	BERAT BERSIH (KG)		PERUB	NILAI FOB (US $)		PERUB
	JAN-AGT 2020	JAN-AGT 2021	%	JAN-AGT 2020	JAN-AGT 2021	%
(1)	(2)	(3)	(4)	(5)	(6)	(7)
JORDAN	1.402	2.296	63,73	11.151	27.323	145,02
LEBANON	174	2.953	1.596,55	3.135	43.859	1.299,16
OMAN	60		-100,00	248		-100,00
TURKEY	44.306	72.903	64,54	287.488	740.570	157,60
UNITED ARAB EMIRATES	49.592	105.934	113,61	518.185	1.191.170	129,87
QATAR	25.342	10.782	-57,45	278.778	119.836	-57,01
BAHRAIN	208	1.381	564,05	3.578	17.213	381,07
CYPRUS	23.449	12.636	-46,12	191.277	79.703	-58,33
EGYPT	1.595	106	-93,35	5.457	1.678	-69,25
MOROCCO	2.158	4.119	90,88	17.917	49.096	174,01
TUNISIA	11.811	5.648	-52,18	176.182	103.359	-41,33
ALGERIA		2.190	-		24.755	-
SUDAN	550		-100,00	300		-100,00
ETHIOPIA		436	-		1.466	-
TANZANIA, UNITED REP. OF	1.459	2.110	44,60	44.981	2.858	-93,65
KENYA	30		-100,00	540		-100,00
REUNION	2.594	4.923	89,79	24.716	19.257	-22,09
MOZAMBIQUE	60		-100,00	373		-100,00
ANGOLA	1.173	1.972	68,15	22.145	23.192	4,73
CONGO		4.176	-		43.819	-
NIGERIA	180	4.355	2.319,72	3.016	54.289	1.699,87
COTE D'IVOIRE	974		-100,00	11.333		-100,00
SEYCHELLES	6.392	5.262	-17,68	68.435	38.853	-43,23
DJIBOUTI	4.249		-100,00	14.584		-100,00
SOUTH AFRICA	32.740	44.968	37,35	258.137	350.168	35,65
MAURITIUS	12.521	4.262	-65,96	124.424	31.668	-74,55
DEMOCRATIC REP. OF THE CONGO		307	-		156	-
AUSTRALIA	461.437	562.173	21,83	3.575.866	4.456.337	24,62
NEW ZEALAND	51.157	93.001	81,79	501.196	841.135	67,83
GUAM		48	-		229	-
PALAU	800		-100,00	18.952		-100,00
NEW CALEDONIA	2.768	6.746	143,68	28.427	36.287	27,65
VANUATU	2.100	50	-97,62	787	15	-98,05
COOK ISLANDS	943		-100,00	5.981		-100,00
FIJI	496		-100,00	10.818		-100,00
SOLOMON ISLANDS	15		-100,00	255		-100,00
EAST TIMOR	162.362	241.163	48,53	260.266	149.402	-42,60
UNITED STATES	6.654.455	12.044.688	81,00	31.930.757	61.495.004	92,59
CANADA	45.568	106.708	134,17	311.926	937.142	200,44
MEXICO	54.470	42.387	-22,18	643.673	358.351	-44,33
GUATEMALA	374	2.461	558,08	1.608	22.007	1.268,63
HONDURAS	181		-100,00	3.471		-100,00
PANAMA	2.175	3.000	37,96	25.219	28.503	13,02
CURACAO	618		-100,00	8.312		-100,00
SURINAME		65	-		6.232	-
CHILE	21.643	21.184	-2,12	167.827	180.175	7,36
VENEZUELA	4.140	2.288	-44,74	48.079	30.302	-36,98
ARGENTINA	160	2.097	1.210,63	1.146	8.010	599,07
BRAZIL	304	1.022	236,18	748	2.137	185,91
COLOMBIA	16.644	15.333	-7,87	71.796	67.185	-6,42
URUGUAY	2.298	2.513	9,35	10.100	27.317	170,47
ECUADOR	3.471	2.571	-25,94	36.093	30.481	-15,55
PERU	3.611	6.524	80,68	27.718	32.581	17,55
BAHAMAS	239		-100,00	2.462		-100,00
JAMAICA	1.440		-100,00	20.266		-100,00
PUERTO RICO	6.105	13.224	116,61	73.694	151.965	106,21
DOMINICAN REPUBLIC	4.366	16.365	274,83	57.180	213.284	273,01
EL SALVADOR	76		-100,00	150		-100,00
COSTA RICA	3.962	90	-97,73	15.852	300	-98,11
HAITI	547	678	23,94	10.261	8.932	-12,95
ARUBA	1.582	18	-98,86	38.916	93	-99,76
CAYMAN ISLANDS	537		-100,00	11.588		-100,00
FRENCH GUIANA	56	265	373,21	280	1.439	413,93
FRENCH POLYNESIA	5.380	1.758	-67,32	61.101	11.957	-80,43
MARTINIQUE	839	345	-58,91	9.094	5.939	-34,69
NETHERLANDS ANTILLES	384	2.020	425,39	2.723	18.918	594,87
GUADELOUPE	1.142	560	-50,97	18.948	8.988	-52,57
VIRGIN ISLANDS (BRITISH)	221		-100,00	3.528		-100,00
U.S. VIRGIN ISLANDS	398		-100,00	4.582		-100,00
UNITED KINGDOM	222.082	367.101	65,30	2.185.358	3.440.943	57,45
NETHERLANDS	880.265	954.141	8,39	6.014.571	6.785.945	12,83
FRANCE	270.333	508.320	88,03	1.537.307	3.258.523	111,96
GERMANY, FED. REP. OF	421.016	507.269	20,49	4.459.881	6.267.655	40,53
AUSTRIA	4.547	691	-84,81	33.381	9.687	-70,98
BELGIUM	697.396	1.030.060	47,70	5.888.169	8.433.666	43,23
SWITZERLAND	4.598	1.227	-73,31	16.531	9.390	-43,20
GIBRALTAR		2.580	-		17.063	-
DENMARK	146.683	192.991	31,57	1.258.542	1.836.175	45,90
NORWAY	34.237	20.057	-41,42	290.509	170.614	-41,27
SWEDEN	103.118	115.516	12,02	613.223	818.440	33,47
FINLAND	18.290	24.207	32,35	185.689	169.191	-8,88
IRELAND	4.585	11.027	140,51	57.123	119.090	108,48
ITALY	81.554	62.376	-23,52	687.363	659.260	-4,09
SPAIN	224.878	251.398	11,79	1.690.868	1.861.012	10,06
PORTUGAL	5.789	4.311	-25,54	30.805	30.772	-0,11
ICELAND	510		-100,00	396		-100,00
GREECE	64.094	24.290	-62,10	511.877	209.014	-59,17
POLAND	38.511	58.874	52,88	248.580	357.856	43,96

https://www.bps.go.id

TABEL 6. PERKEMBANGAN EKSPOR INDONESIA MENURUT KOMODITI DAN NEGARA TUJUAN
JANUARI-AGUSTUS 2020 DAN 2021

KOMODITI / NEGARA TUJUAN	BERAT BERSIH (KG)		PERUB	NILAI FOB (US $)		PERUB
	JAN-AGT 2020	JAN-AGT 2021	%	JAN-AGT 2020	JAN-AGT 2021	%
(1)	(2)	(3)	(4)	(5)	(6)	(7)
ROMANIA	4.720	17.653	274,01	50.844	190.882	275,43
BULGARIA	131	2.309	1.665,29	817	7.529	821,60
ALBANIA	49	198	302,90	1.378	1.290	-6,39
KAZAKHSTAN	13.660	13.133	-3,85	31.625	32.400	2,45
UKRAINE	16.038	10.658	-33,55	191.346	108.072	-43,52
LITHUANIA	1.051	7	-99,38	17.461	46	-99,74
LATVIA	12.614	35.279	179,67	217.384	616.493	183,60
ESTONIA	561	355	-36,75	4.203	3.666	-12,77
GEORGIA	5.665	895	-84,21	58.377	17.509	-70,01
CROATIA	961	656	-31,77	18.536	13.706	-26,06
MALTA	2.400	228	-90,50	31.566	3.101	-90,18
SLOVENIA	6.085	1.712	-71,86	69.751	21.717	-68,87
CZECH REPUBLIC	8.285	2.661	-67,88	42.471	410	-99,03
FAEROE ISLANDS		4.817	-		50.064	-
RUSSIA FEDERATION	2.836	6.989	146,41	21.377	53.555	150,52
SERBIA	1.223		-100,00	11.339		-100,00
FURNITUR DARI PLASTIK	**9.906.919**	**9.582.640**	**-3,27**	**42.652.468**	**45.739.891**	**7,24**
JAPAN	2.575.192	2.154.294	-16,34	6.118.690	5.575.693	-8,87
HONG KONG	12.556	7.292	-41,93	51.285	21.572	-57,94
KOREA, REPUBLIC OF	290.427	242.716	-16,43	788.498	589.392	-25,25
TAIWAN	176.144	259.358	47,24	205.123	294.914	43,77
CHINA	1.306.225	1.553.175	18,91	1.538.160	1.515.597	-1,47
PAPUA NEW GUINEA	3.575	988	-72,37	8.899	4.457	-49,91
THAILAND	17.818	17.017	-4,50	186.201	174.653	-6,20
SINGAPORE	36.110	85.855	137,76	198.143	388.505	96,07
PHILIPPINES	5.018	5.251	4,64	6.765	25.864	282,29
MALAYSIA	45.364	22.642	-50,09	183.598	54.242	-70,46
MYANMAR	333		-100,00	1.600		-100,00
CAMBODIA	90	6.882	7.547,19	200	41.671	20.735,50
BRUNEI DARUSSALAM	1.248		-100,00	1.118		-100,00
NEPAL	42	80	88,70	127	229	79,63
VIET NAM	8.787	135.733	1.444,79	74.315	967.148	1.201,42
MALDIVES	22.482	12.558	-44,14	98.208	231.759	135,99
INDIA	3.548	7.654	115,76	40.650	79.389	95,30
PAKISTAN	517	739	42,86	530	575	8,40
SRI LANKA	3.050	1.757	-42,40	19.123	14.989	-21,62
IRAQ		2.323	-		29.344	-
SAUDI ARABIA	14.115	24.860	76,13	67.846	145.746	114,82
ISRAEL	42.946	42.173	-1,80	121.058	118.902	-1,78
KUWAIT	185	2.110	1.040,35	5.046	6.367	26,18
JORDAN		700	-		9.461	-
LEBANON	125	150	20,00	1.250	1.532	22,53
YEMEN	10.260	9.868	-3,82	10.342	10.599	2,49
OMAN	563		-100,00	3.561		-100,00
TURKEY	103.074	114.503	11,09	525.895	551.067	4,79
UNITED ARAB EMIRATES	44.958	66.015	46,84	451.415	540.101	19,65
QATAR	4.620	2.774	-39,96	33.893	36.582	7,93
BAHRAIN	3.276	2.758	-15,83	6.527	21.050	222,53
CYPRUS	4.709	6.375	35,38	22.980	59.035	156,90
LIBYAN ARAB JAMAHIRIYA	332		-100,00	517		-100,00
MOROCCO	110	45	-59,09	1.212	1.657	36,72
ALGERIA		23	-		152	-
NAMIBIA		716	-		8.888	-
TANZANIA, UNITED REP. OF	1.487		-100,00	14.810		-100,00
MADAGASCAR	1.674		-100,00	18.949		-100,00
REUNION	4.063	2.229	-45,14	47.487	5.147	-89,16
TOGO		5	-		36	-
GHANA	625	510	-18,40	1.812	1.065	-41,21
GUINEA		16	-		25	-
CONGO		1	-		7	-
COTE D'IVOIRE		151	-		700	-
MALI	116	136	17,16	39	70	79,08
BURKINA FASO	14		-100,00	48		-100,00
SEYCHELLES	246	923	275,16	4.880	6.637	35,99
SOUTH AFRICA	10.376	7.898	-23,89	122.834	103.459	-15,77
MAURITIUS	116	1.151	895,72	912	10.783	1.082,26
MAYOTTE		48	-		36	-
AUSTRALIA	219.008	233.913	6,81	1.232.712	1.427.883	15,83
NEW ZEALAND	16.217	20.035	23,54	100.025	55.786	-44,23
GUAM	1.000		-100,00	11.786		-100,00
NEW CALEDONIA	2.017	813	-59,69	6.980	4.401	-36,96
VANUATU	2.300	88	-96,17	1.486	964	-35,10
FIJI	27.433	24.433	-10,94	38.825	31.204	-19,63
SOLOMON ISLANDS		2.270	-		1.362	-
EAST TIMOR	293.065	218.096	-25,58	209.658	216.242	3,14
UNITED STATES	2.107.923	1.793.933	-14,90	11.116.757	11.052.954	-0,57
CANADA	17.899	105.133	487,36	148.591	399.641	168,95
MEXICO	9.163	24.704	169,62	96.770	168.133	73,75
GUATEMALA		33	-		781	-
PANAMA	185		-100,00	1.556		-100,00
CURACAO		194	-		1.775	-
CHILE	4.291	1.036	-75,85	31.447	7.653	-75,67
BRAZIL	38		-100,00	1.131		-100,00
COLOMBIA	1.110	9.787	781,36	2.358	25.348	975,18
URUGUAY		924	-		13.991	-
ECUADOR		178	-		3.344	-
PERU	1.463	320	-78,12	17.466	2.566	-85,31

https://www.bpsntb.id

TABEL 6. PERKEMBANGAN EKSPOR INDONESIA MENURUT KOMODITI DAN NEGARA TUJUAN
JANUARI-AGUSTUS 2020 DAN 2021

KOMODITI / NEGARA TUJUAN	BERAT BERSIH (KG)		PERUB	NILAI FOB (US $)		PERUB
	JAN-AGT 2020	JAN-AGT 2021	%	JAN-AGT 2020	JAN-AGT 2021	%
(1)	(2)	(3)	(4)	(5)	(6)	(7)
BAHAMAS		131	-		1.598	-
JAMAICA	173		-100,00	364		-100,00
PUERTO RICO		15	-		87	-
DOMINICAN REPUBLIC	1.576	4.801	204,67	6.344	60.357	851,40
COSTA RICA	779	706	-9,37	2.447	4.978	103,41
DOMINICA	190		-100,00	203		-100,00
FRENCH POLYNESIA	3.497	8.617	146,42	15.637	41.025	162,36
NETHERLANDS ANTILLES	2.427	1.788	-26,34	19.018	14.331	-24,65
GUADELOUPE	528	1.345	154,73	2.246	5.451	142,74
VIRGIN ISLANDS (BRITISH)	850	24	-97,18	28.074	275	-99,02
UNITED KINGDOM	401.089	268.185	-33,14	2.765.821	2.108.405	-23,77
NETHERLANDS	633.367	786.829	24,23	5.857.727	7.308.236	24,76
FRANCE	119.388	54.318	-54,50	451.666	399.631	-11,52
GERMANY, FED. REP. OF	450.728	366.976	-18,58	3.603.172	3.800.214	5,47
AUSTRIA	3.782	720	-80,96	13.343	7.746	-41,95
BELGIUM	356.589	505.445	41,74	2.456.159	3.692.400	50,33
SWITZERLAND	9.001	12.549	39,41	92.049	145.668	58,25
LUXEMBOURG	565		-100,00	944		-100,00
DENMARK	16.966	17.238	1,60	132.825	82.600	-37,81
NORWAY	5.214	6.520	25,04	56.091	58.067	3,52
SWEDEN	82.855	100.624	21,45	747.375	809.351	8,29
FINLAND	2.590	10.508	305,75	26.409	91.384	246,04
IRELAND	1.858		-100,00	16.857		-100,00
ITALY	94.925	67.597	-28,79	507.696	761.086	49,91
SPAIN	141.487	64.801	-54,20	1.112.404	662.512	-40,44
PORTUGAL	5.664	8.154	43,97	62.108	79.475	27,96
GREECE	5.817	15.266	162,42	39.518	51.037	29,15
HUNGARY		110	-		30	-
POLAND	48.263	4.614	-90,44	175.262	32.609	-81,39
ROMANIA	718	2.329	224,32	8.334	23.948	187,35
BULGARIA	4.874	3.341	-31,45	10.389	2.076	-80,02
UKRAINE	12.773	7.004	-45,16	141.492	81.877	-42,13
LITHUANIA	9.499	3.349	-64,74	95.924	39.013	-59,33
LATVIA		159	-		9.125	-
ESTONIA	753	1.955	159,54	7.552	20.455	170,86
GEORGIA	7.017		-100,00	73.097		-100,00
CROATIA	682		-100,00	4.748		-100,00
SLOVENIA	5.427	1.541	-71,61	34.880	16.968	-51,35
CZECH REPUBLIC	3.718	75	-97,98	27.876	818	-97,07
RUSSIA FEDERATION	11.662	16.369	40,36	54.324	253.300	366,28
SERBIA		298	-		10.634	-
FURNITUR LAINNYA	**72.109.996**	**65.580.433**	**-9,06**	**229.501.845**	**234.954.232**	**2,38**
JAPAN	596.844	921.637	54,42	2.559.765	4.021.523	57,11
HONG KONG	3.567	1.498	-58,00	12.310	25.537	107,44
KOREA, REPUBLIC OF	36.931	3.779	-89,77	145.710	21.410	-85,31
TAIWAN	48.546	54.180	11,61	257.061	268.239	4,35
CHINA	817.220	8.777	-98,93	905.407	52.188	-94,24
MACAU		71	-		1.326	-
PAPUA NEW GUINEA	4.212	86	-97,96	14.484	604	-95,83
THAILAND	941.041	1.619.341	72,08	3.215.512	5.338.081	66,01
SINGAPORE	1.824.518	975.082	-46,56	4.857.787	3.491.800	-28,12
PHILIPPINES	15.649	38.795	147,90	97.190	177.653	82,79
MALAYSIA	1.814.688	1.455.231	-19,81	5.596.407	5.060.991	-9,57
MYANMAR	262		-100,00	1.377		-100,00
CAMBODIA	45.118	8.850	-80,39	160.552	37.874	-76,41
BRUNEI DARUSSALAM	6.084	5.721	-5,96	7.254	14.807	104,13
VIET NAM	35.285	82.530	133,90	225.471	610.362	170,70
MALDIVES	5.806	8.597	48,07	44.582	39.079	-12,34
INDIA	6.605	827	-87,47	37.012	4.160	-88,76
PAKISTAN	21.610	270.270	1.150,64	156.068	2.129.108	1.264,22
BANGLADESH	1.687	807	-52,16	13.902	7.071	-49,13
SRI LANKA	1.298	365	-71,88	8.028	532	-93,38
IRAQ		419	-		10.224	-
SAUDI ARABIA	2.259	2.811	24,42	27.208	37.407	37,48
ISRAEL	142	2.136	1.402,26	2.239	18.630	731,89
KUWAIT	763	159	-79,16	5.124	1.367	-73,31
JORDAN	153	514	236,21	2.515	8.841	251,53
LEBANON	65	423	546,06	1.502	6.527	334,55
YEMEN	3.000		-100,00	1.477		-100,00
TURKEY	2.508	296	-88,21	5.993	5.510	-8,05
UNITED ARAB EMIRATES	22.495	7.813	-65,27	273.983	113.768	-58,48
QATAR	529	822	55,30	7.701	14.732	91,30
BAHRAIN		246	-		4.319	-
CYPRUS		26	-		35	-
EGYPT	2.242	2.469	10,12	22.315	20.108	-9,89
MOROCCO	153		-100,00	1.344		-100,00
TANZANIA, UNITED REP. OF		55	-		218	-
KENYA	343	1.217	254,88	2.251	16.355	626,68
REUNION	2.122	1.348	-36,46	5.379	20.442	280,03
TOGO		8	-		42	-
GUINEA		33	-		22	-
ANGOLA		1.272	-		8.189	-
GABON	28	1.167	4.068,75	23	6.400	27.634,56
COTE D'IVOIRE	233	1.096	370,74	4.942	5.368	8,63
SENEGAL		37	-		232	-
GAMBIA		121	-		126	-
SEYCHELLES	1.371	317	-76,85	6.845	3.795	-44,56

https://www.bpsbbo.id

TABEL 6. PERKEMBANGAN EKSPOR INDONESIA MENURUT KOMODITI DAN NEGARA TUJUAN
JANUARI-AGUSTUS 2020 DAN 2021

KOMODITI / NEGARA TUJUAN	BERAT BERSIH (KG)		PERUB	NILAI FOB (US $)		PERUB
	JAN-AGT 2020	JAN-AGT 2021	%	JAN-AGT 2020	JAN-AGT 2021	%
(1)	(2)	(3)	(4)	(5)	(6)	(7)
UGANDA	178		-100,00	408		-100,00
DJIBOUTI	2.188		-100,00	10.331		-100,00
SOUTH AFRICA	670	131	-80,39	5.108	2.955	-42,16
MAURITIUS	878	59	-93,24	5.068	236	-95,33
MAYOTTE		196	-		343	-
DEMOCRATIC REP. OF THE CONGO		366	-		791	-
AUSTRALIA	61.782	54.904	-11,13	442.411	476.031	7,60
NEW ZEALAND	2.154	5.188	140,84	21.956	52.273	138,08
MICRONESIA, FED. STATES OF	10.638	13.032	22,50	1.440	1.920	33,33
GUAM	125	10	-92,01	1.056	250	-76,32
NEW CALEDONIA	1.116	1.353	21,21	6.218	13.454	116,35
VANUATU	234	9	-96,15	1.284	204	-84,13
WALLIS AND FUTUNA ISLANDS	44	716	1.527,27	101	1.010	896,73
COOK ISLANDS	40		-100,00	1.000		-100,00
FIJI	43		-100,00	157		-100,00
KIRIBATI		8.726	-		20.790	-
SOLOMON ISLANDS	130		-100,00	640		-100,00
EAST TIMOR	872.546	739.932	-15,20	1.342.519	1.261.213	-6,06
UNITED STATES	64.084.021	58.527.601	-8,67	198.614.879	200.671.704	1,04
CANADA	1.267	16.290	1.186,18	16.759	142.786	751,97
MEXICO	11.039	142	-98,71	81.029	4.165	-94,86
GUATEMALA		10	-		77	-
HONDURAS	280		-100,00	2.219		-100,00
SURINAME	390		-100,00	1.295		-100,00
CHILE	2.595	4.568	76,04	25.509	44.441	74,22
VENEZUELA	581		-100,00	3.553		-100,00
ARGENTINA	249	637	155,71	11.124	22.906	105,92
BRAZIL	3.447		-100,00	8.022		-100,00
COLOMBIA	1.221		-100,00	9.259		-100,00
ECUADOR		17	-		381	-
PERU	108	15	-86,45	1.662	216	-87,01
BAHAMAS		42	-		147	-
JAMAICA		14	-		28	-
PUERTO RICO	62	33	-46,50	90	485	438,81
COSTA RICA	40	117	192,50	280	628	124,64
FRENCH POLYNESIA	1.983	559	-71,81	29.544	5.585	-81,09
NETHERLANDS ANTILLES	14	55	292,86	130	40	-69,23
TURKS AND CAICOS ISLANDS	476		-100,00	8.277		-100,00
GUADELOUPE	5.136	3.586	-30,18	32.645	59.528	82,35
VIRGIN ISLANDS (BRITISH)	12	392	3.166,67	672	6.380	849,47
U.S. VIRGIN ISLANDS	1		-100,00	19		-100,00
UNITED KINGDOM	113.284	110.535	-2,43	3.286.385	3.312.973	0,81
NETHERLANDS	12.344	22.110	79,11	111.964	163.931	46,41
FRANCE	15.350	12.543	-18,29	164.603	162.196	-1,46
GERMANY, FED. REP. OF	478.583	382.506	-20,08	4.935.615	4.247.330	-13,95
AUSTRIA	790		-100,00	2.514		-100,00
BELGIUM	1.733	10.315	495,19	31.839	82.044	157,68
SWITZERLAND	62	173	179,71	1.130	2.420	114,18
DENMARK	55.987	134.723	140,63	792.588	2.079.985	162,43
NORWAY	1.046	1.415	35,24	9.842	11.256	14,37
SWEDEN	2.351	1.180	-49,82	13.240	9.085	-31,38
FINLAND	3	171	4.935,88	50	3.063	6.051,10
ITALY	35.126	12.542	-64,29	327.470	161.439	-50,70
SPAIN	42.177	27.281	-35,32	316.523	278.857	-11,90
PORTUGAL	1.316	393	-70,12	3.420	1.512	-55,77
ICELAND	1.780		-100,00	10.523		-100,00
GREECE	1.577	307	-80,56	11.401	4.379	-61,59
HUNGARY		5	-		36	-
POLAND	80		-100,00	1.200		-100,00
ROMANIA	678		-100,00	200		-100,00
BULGARIA	930		-100,00	5.100		-100,00
UKRAINE	53	81	53,27	1.074	950	-11,54
LATVIA	513	269	-47,62	11.685	2.067	-82,31
ESTONIA	16		-100,00	190		-100,00
CROATIA		30	-		321	-
MALTA	481		-100,00	887		-100,00
SLOVENIA	600	144	-75,99	3.019	3.468	14,87
CZECH REPUBLIC	11.993	3.764	-68,62	84.956	30.950	-63,57
RUSSIA FEDERATION	42		-100,00	925		-100,00
MONTENEGRO	30		-100,00	119		-100,00
BARANG PERHIASAN DAN BARANG BERHARGA	**418.202**	**521.293**	**24,65**	**790.827.318**	**1.758.199.068**	**122,32**
JAPAN	4.214	3.109	-26,22	8.645.584	16.924.928	95,76
HONG KONG	10.615	7.138	-32,75	134.642.368	177.380.393	31,74
KOREA, REPUBLIC OF	1.973	851	-56,84	1.211.875	6.449.225	432,17
TAIWAN	1.280	29	-97,77	8.794	18.458	109,88
CHINA	74.274	126.245	69,97	1.268.454	2.450.317	93,17
PAPUA NEW GUINEA	2	57	2.590,48	695	300	-56,81
THAILAND	2.614	1.597	-38,93	3.006.410	3.876.449	28,94
SINGAPORE	67.760	135.744	100,33	104.133.718	52.709.645	-49,38
PHILIPPINES	95	12	-87,39	1.643.573	441	-99,97
MALAYSIA	105	1.999	1.807,23	49.624	1.199.759	2.317,70
CAMBODIA		100	-		11	-
BRUNEI DARUSSALAM		5	-		72	-
VIET NAM	773	61	-92,04	6.942.532	1.805.492	-73,99
MALDIVES	298	290	-2,52	7.923	9.545	20,47
INDIA	38	65	73,57	109.399	477.719	336,68

https://www.bps.go.id

TABEL 6. PERKEMBANGAN EKSPOR INDONESIA MENURUT KOMODITI DAN NEGARA TUJUAN
JANUARI-AGUSTUS 2020 DAN 2021

KOMODITI / NEGARA TUJUAN	BERAT BERSIH (KG)		PERUB	NILAI FOB (US $)		PERUB
	JAN-AGT 2020	JAN-AGT 2021	%	JAN-AGT 2020	JAN-AGT 2021	%
(1)	(2)	(3)	(4)	(5)	(6)	(7)
SRI LANKA	20		-100,00	188		-100,00
SAUDI ARABIA	245	63	-74,12	10.141	2.366.055	23.231,57
ISRAEL	20	1.497	7.385,05	628	11.397	1.715,99
JORDAN	0	2.186	5.205.841,90	969	74.171.545	7.653.394,45
OMAN	1		-100,00	1.085		-100,00
TURKEY	4.088	200	-95,12	353.967	170.159	-51,93
UNITED ARAB EMIRATES	1.372	3.388	146,98	55.658.066	153.095.917	175,07
BAHRAIN		158	-		3.264	-
CYPRUS	96	3	-96,45	75.961	89.534	17,87
EGYPT	95	362	281,05	252	2.341	830,02
MOROCCO	81	35	-56,31	38.308	1.525.679	3.882,72
TANZANIA, UNITED REP. OF	56		-100,00	2.040		-100,00
KENYA	1		-100,00	75		-100,00
REUNION	459	174	-62,09	8.998	5.582	-37,96
NIGERIA		134	-		2.400	-
GABON		4	-		97	-
COTE D'IVOIRE		1	-		13	-
MAURITANIA		1	-		98	-
BENIN		0	-		295	-
DJIBOUTI		150	-		1.246	-
SOUTH AFRICA	1.974	977	-50,54	42.725	22.330	-47,74
MAURITIUS	1.154		-100,00	31.832		-100,00
MAYOTTE	6	58	866,67	93	2.029	2.088,41
AUSTRALIA	8.536	10.184	19,30	1.067.207	2.514.926	135,65
NEW ZEALAND	482	1.376	185,55	52.756	91.886	74,17
GUAM	25		-100,00	233		-100,00
NEW CALEDONIA	338	421	24,56	10.885	10.829	-0,52
WALLIS AND FUTUNA ISLANDS	4		-100,00	225		-100,00
COOK ISLANDS	337		-100,00	10.180		-100,00
FIJI	873		-100,00	17.265		-100,00
KIRIBATI		243	-		500	-
EAST TIMOR	11	61	431,22	10.149	155	-98,47
UNITED STATES	108.379	116.746	7,72	265.340.708	491.466.785	85,22
CANADA	6.828	4.986	-26,99	511.091	1.055.247	106,47
MEXICO	7.279	1.073	-85,26	1.194.929	2.986.862	149,96
PANAMA	72	33	-53,63	598	219.127	36.538,43
CHILE	680	446	-34,41	1.819	1.363	-25,04
VENEZUELA	275		-100,00	2.720		-100,00
BRAZIL	6.908	4.348	-37,06	242.656	8.496	-96,50
COLOMBIA	97	42	-56,70	1.595	479	-69,99
URUGUAY	145	69	-52,41	309	458	48,25
PARAGUAY		13	-		113	-
PERU	5		-100,00	245		-100,00
JAMAICA	572		-100,00	1.473		-100,00
PUERTO RICO	295		-100,00	3.050		-100,00
DOMINICAN REPUBLIC	53	36	-32,30	50.252	43.812	-12,81
COSTA RICA	403	592	46,90	7.627	11.578	51,81
HAITI		29	-		89.936	-
BARBADOS	5		-100,00	31		-100,00
BERMUDA	124		-100,00	1.376		-100,00
CAPE VERDE	142		-100,00	10.207		-100,00
FRENCH POLYNESIA	59	40	-32,20	285	231	-18,92
MARTINIQUE	102	11	-89,22	410	120	-70,84
NETHERLANDS ANTILLES	90	4	-95,92	11.790	129.973	1.002,37
TURKS AND CAICOS ISLANDS		1	-		30	-
GUADELOUPE	441	87	-80,27	5.372	2.915	-45,73
SAINT KITTS AND NEVIS	33		-100,00	1.122		-100,00
VIRGIN ISLANDS (BRITISH)		15	-		170	-
UNITED KINGDOM	8.852	6.464	-26,98	3.174.003	4.482.560	41,23
NETHERLANDS	14.084	10.614	-24,64	1.219.174	1.154.763	-5,28
FRANCE	14.900	20.371	36,72	1.368.390	3.021.012	120,77
GERMANY, FED. REP. OF	12.083	16.392	35,67	5.106.110	6.750.138	32,20
AUSTRIA	280	92	-67,10	25.822	38.591	49,45
BELGIUM	2.777	7.499	169,98	45.412	113.527	150,00
SWITZERLAND	3.021	12.782	323,10	183.689.076	732.656.098	298,86
DENMARK	774	323	-58,32	111.681	165.047	47,78
NORWAY	60	7	-88,67	67.378	3.900	-94,21
SWEDEN	4	115	2.775,70	2.048	305.900	14.838,76
FINLAND	7	15	128,93	5.843	5.225	-10,59
IRELAND	120		-100,00	5.962		-100,00
ITALY	10.067	9.482	-5,81	8.567.431	15.301.481	78,60
SPAIN	22.851	4.341	-81,00	371.128	299.301	-19,35
PORTUGAL	1.537	2.283	48,55	45.277	29.582	-34,66
ICELAND		3	-		3.112	-
GREECE	6.484	582	-91,02	203.537	76.583	-62,37
HUNGARY	155	685	341,94	205	3.726	1.717,39
POLAND	527	884	67,77	178.861	200.378	12,03
ROMANIA	3	20	545,97	7.144	51.570	621,86
BULGARIA	280		-100,00	929		-100,00
UKRAINE	8		-100,00	129		-100,00
LITHUANIA	297		-100,00	7.755		-100,00
ESTONIA	8		-100,00	116		-100,00
CROATIA	431	77	-82,07	13.775	84	-99,39
MALTA	431	0	-99,93	123.143	369	-99,70
SLOVAKIA	9		-100,00	991		-100,00
SLOVENIA	309	544	76,05	6.806	6.506	-4,41
CZECH REPUBLIC	214	18	-91,59	6.194	708	-88,57
REP. OF MACEDONIA		3	-		6.721	-

https://www.bpsbogor.id

TABEL 6. PERKEMBANGAN EKSPOR INDONESIA MENURUT KOMODITI DAN NEGARA TUJUAN
JANUARI-AGUSTUS 2020 DAN 2021

KOMODITI / NEGARA TUJUAN	BERAT BERSIH (KG)		PERUB	NILAI FOB (US $)		PERUB
	JAN-AGT 2020	JAN-AGT 2021	%	JAN-AGT 2020	JAN-AGT 2021	%
(1)	(2)	(3)	(4)	(5)	(6)	(7)
RUSSIA FEDERATION	326	146	-55,09	18.156	113.456	524,91
MONTENEGRO	3		-100,00	2		-100,00
INSTRUMEN ALAT MUSIK	**27.872.138**	**39.519.732**	**41,79**	**330.846.174**	**479.489.029**	**44,93**
JAPAN	4.842.960	6.326.377	30,63	54.122.052	74.575.838	37,79
HONG KONG	58.986	162.240	175,05	620.765	1.828.075	194,49
KOREA, REPUBLIC OF	954.883	1.136.534	19,02	11.444.985	13.250.370	15,77
TAIWAN	221.652	233.178	5,20	1.677.354	2.164.514	29,04
CHINA	5.468.261	9.396.657	71,84	43.082.641	68.343.160	58,63
PAPUA NEW GUINEA		163	-		4.653	-
THAILAND	143.934	228.261	58,59	2.208.916	3.114.156	40,98
SINGAPORE	59.058	137.628	133,04	1.070.940	2.346.082	119,07
PHILIPPINES	19.802	23.943	20,91	314.545	481.930	53,21
MALAYSIA	926.145	1.107.496	19,58	9.812.267	12.594.469	28,35
MYANMAR	2.823	632	-77,61	38.201	14.010	-63,33
CAMBODIA	1.325	3.319	150,46	24.716	30.090	21,74
BRUNEI DARUSSALAM		699	-		7.523	-
NEPAL		2.404	-		59.973	-
VIET NAM	84.355	113.657	34,74	745.137	1.052.403	41,24
MALDIVES	42		-100,00	203		-100,00
INDIA	72.950	103.808	42,30	1.197.464	1.888.617	57,72
PAKISTAN		45	-		1.805	-
SRI LANKA	159	654	310,41	3.820	6.190	62,03
SAUDI ARABIA	33	374	1.022,11	510	1.780	249,07
ISRAEL	19.185	24.242	26,36	423.315	522.184	23,36
KUWAIT	2.837	3.866	36,25	44.520	57.588	29,35
JORDAN	2.338	1.985	-15,09	20.776	20.876	0,48
OMAN		140	-		4.534	-
SYRIA ARAB REPUBLIC	1.116		-100,00	11.358		-100,00
TURKEY	186.129	188.593	1,32	2.015.783	2.019.107	0,16
UNITED ARAB EMIRATES	441.484	765.781	73,46	4.770.360	7.938.880	66,42
QATAR	40		-100,00	480		-100,00
BAHRAIN	135		-100,00	6.097		-100,00
CYPRUS	3.819	3.096	-18,94	36.846	35.381	-3,97
EGYPT	2.021	1.008	-50,13	54.249	16.344	-69,87
MOROCCO	498		-100,00	12.026		-100,00
KENYA	16		-100,00	890		-100,00
REUNION	463		-100,00	10.653		-100,00
GHANA	181		-100,00	3.700		-100,00
NIGERIA		50	-		234	-
SIERRA LEONE		1.042	-		25.956	-
DJIBOUTI		15	-		900	-
SOUTH AFRICA	9.563	14.499	51,62	161.316	320.013	98,38
MAURITIUS	308	144	-53,17	2.568	3.809	48,33
AUSTRALIA	536.720	814.478	51,75	6.331.165	11.052.532	74,57
NEW ZEALAND	41.122	43.815	6,55	492.470	756.854	53,69
GUAM		1	-		235	-
NEW CALEDONIA		0	-		30	-
VANUATU		0	-		20	-
COOK ISLANDS	13		-100,00	425		-100,00
FIJI	2.110		-100,00	11.348		-100,00
SAMOA		1	-		193	-
EAST TIMOR	73.843	10.587	-85,66	1.700.702	23.081	-98,64
UNITED STATES	5.320.373	7.707.588	44,87	83.647.455	129.782.208	55,15
CANADA	437.882	640.264	46,22	5.282.768	7.597.502	43,82
MEXICO	108.303	132.483	22,33	1.425.101	1.577.829	10,72
GUATEMALA	10.682	5.337	-50,04	203.139	150.319	-26,00
HONDURAS		497	-		11.893	-
NICARAGUA		576	-		18.864	-
PANAMA	57.376	88.406	54,08	907.277	1.531.066	68,75
CHILE	27.340	50.671	85,33	456.923	1.039.626	127,53
ARGENTINA	12.449	28.716	130,67	212.154	550.780	159,61
BRAZIL	109.547	194.873	77,89	1.179.802	2.331.195	97,59
COLOMBIA	9.323	8.624	-7,50	132.245	199.905	51,16
BOLIVIA		172	-		4.790	-
URUGUAY	3.233	5.502	70,15	83.773	136.890	63,41
PARAGUAY	3.450		-100,00	24.165		-100,00
ECUADOR	6.131	4.358	-28,93	102.931	60.070	-41,64
PERU	9.290	20.581	121,55	149.496	345.510	131,12
JAMAICA		236	-		2.150	-
EL SALVADOR	2.076	1.621	-21,91	23.042	48.704	111,37
COSTA RICA	1.759	2.813	59,91	46.477	71.766	54,41
FRENCH POLYNESIA	1	0	-93,91	168	12	-92,90
GUADELOUPE	7		-100,00	2.214		-100,00
UNITED KINGDOM	870.151	1.121.228	28,85	11.450.134	15.680.501	36,95
NETHERLANDS	1.343.764	1.468.739	9,30	18.893.314	23.746.773	25,69
FRANCE	992.085	1.368.723	37,96	10.939.630	16.337.387	49,34
GERMANY, FED. REP. OF	3.219.141	4.209.134	30,75	36.998.499	50.938.809	37,68
AUSTRIA	1.936	9	-99,54	11.388	687	-93,97
BELGIUM	25.783	74.928	190,61	273.007	737.909	170,29
SWITZERLAND	5.454	6.532	19,77	167.290	213.516	27,63
DENMARK	50.758	65.837	29,71	711.340	942.762	32,53
NORWAY	17.533	19.245	9,76	254.437	285.031	12,02
SWEDEN	17.224	48.761	183,09	546.781	1.213.391	121,92
FINLAND	27.453	55.197	101,06	382.318	776.235	103,03
IRELAND	1.182	1.018	-13,94	27.732	62.061	123,79
ITALY	31.910	42.045	31,76	578.298	827.514	43,09
SPAIN	242.132	291.058	20,21	3.864.639	4.748.824	22,88

https://www.bps.go.id

TABEL 6. PERKEMBANGAN EKSPOR INDONESIA MENURUT KOMODITI DAN NEGARA TUJUAN
JANUARI-AGUSTUS 2020 DAN 2021

KOMODITI / NEGARA TUJUAN	BERAT BERSIH (KG)		PERUB	NILAI FOB (US $)		PERUB
	JAN-AGT 2020	JAN-AGT 2021	%	JAN-AGT 2020	JAN-AGT 2021	%
(1)	(2)	(3)	(4)	(5)	(6)	(7)
PORTUGAL	14.932	19.988	33,87	180.300	265.719	47,38
GREECE	2.673	2.882	7,82	62.528	72.617	16,13
HUNGARY	3.313	8.183	147,02	86.262	197.075	128,46
POLAND	35.631	33.361	-6,37	484.273	585.461	20,89
ROMANIA	2.202	2.290	4,01	56.834	52.498	-7,63
BULGARIA	1.111	2.012	81,10	32.744	54.629	66,84
ARMENIA	2.683	321	-88,02	30.153	8.180	-72,87
AZERBAIJAN	3.709	4.037	8,83	53.592	67.005	25,03
BELARUS	6.075	4.908	-19,21	117.101	100.384	-14,28
KAZAKHSTAN	6.441	25.539	296,51	78.913	268.517	240,27
MOLDOVA, REPUBLIC OF	2		-100,00	7		-100,00
UKRAINE	21.938	43.664	99,04	375.638	718.590	91,30
UZBEKISTAN	51		-100,00	2.434		-100,00
LITHUANIA	1.142	5.710	399,97	27.229	111.202	308,39
LATVIA	23.808	35.488	49,06	289.980	544.955	87,93
CROATIA	5.971	2.873	-51,88	114.207	67.895	-40,55
BOSNIA AND HERZEGOVINA	752		-100,00	30.186		-100,00
SLOVAKIA	6.078	8.686	42,90	125.332	188.691	50,55
SLOVENIA	16.100	20.284	25,99	300.348	351.126	16,91
CZECH REPUBLIC	12.562	36.001	186,57	144.299	470.799	226,27
RUSSIA FEDERATION	557.927	746.318	33,77	6.800.314	8.826.821	29,80
BARANG INDUSTRI KERAJINAN	**63.854.479**	**59.723.933**	**-6,47**	**384.551.838**	**418.371.400**	**8,79**
JAPAN	861.867	922.173	7,00	9.367.531	7.916.248	-15,49
HONG KONG	132.211	78.916	-40,31	2.937.217	1.717.373	-41,53
KOREA, DEM. PEOPLE'S REP.	3	0	-91,99	221	50	-77,36
KOREA, REPUBLIC OF	960.295	865.021	-9,92	12.187.480	13.160.045	7,98
TAIWAN	407.375	440.475	8,13	2.280.803	1.608.151	-29,49
CHINA	2.502.966	1.952.098	-22,01	8.248.101	10.823.653	31,23
MONGOLIA	7.027	4.156	-40,86	81.966	48.838	-40,42
MACAU	192	44	-76,88	15.246	588	-96,15
PAPUA NEW GUINEA	16.988	3.870	-77,22	77.047	6.041	-92,16
THAILAND	436.180	707.121	62,12	2.682.069	3.905.804	45,63
SINGAPORE	265.638	306.504	15,38	6.360.335	6.618.612	4,06
PHILIPPINES	528.048	723.485	37,01	1.987.367	2.851.530	43,48
MALAYSIA	1.211.010	737.085	-39,13	71.621.921	56.280.597	-21,42
MYANMAR	56.692	3.524	-93,78	317.354	257.014	-19,01
CAMBODIA	9.121	3.334	-63,44	106.832	53.129	-50,27
BRUNEI DARUSSALAM	7.262	5.521	-23,97	108.791	74.748	-31,29
LAO PEOPLE'S DEM. REP.	145		-100,00	9.508		-100,00
NEPAL	150.037		-100,00	36.187		-100,00
BHUTAN	20		-100,00	1.493		-100,00
VIET NAM	892.397	1.037.650	16,28	4.614.454	6.219.508	34,78
MALDIVES	4.071	3.985	-2,10	52.726	39.915	-24,30
INDIA	16.083.340	18.657.550	16,01	6.465.861	9.030.969	39,67
PAKISTAN	22.316.074	13.813.994	-38,10	9.824.026	8.818.795	-10,23
BANGLADESH	2.021.202	3.206.068	58,62	12.850.004	20.878.867	62,48
SRI LANKA	117.661	130.198	10,66	757.218	1.035.172	36,71
AFGHANISTAN	527.914	204.733	-61,22	214.073	79.405	-62,91
IRAQ	8.553	10.631	24,29	60.681	90.252	48,73
IRAN (ISLAMIC REPUBLIC OF)	1.776	6	-99,66	22.547	2	-99,99
SAUDI ARABIA	50.027	43.555	-12,94	881.162	800.442	-9,16
ISRAEL	13.649	4.661	-65,85	231.177	60.281	-73,92
KUWAIT	2.103	1.967	-6,44	67.077	56.126	-16,33
JORDAN	11.731	5.783	-50,70	95.419	43.711	-54,19
LEBANON	822		-100,00	43.115		-100,00
PALESTINA		0	-		69	-
YEMEN	10.582	9.962	-5,85	99.713	97.470	-2,25
OMAN	3.408	7.514	120,48	102.893	59.011	-42,65
SYRIA ARAB REPUBLIC	24.397		-100,00	137.917		-100,00
TURKEY	729.823	785.845	7,68	3.715.276	4.221.667	13,63
UNITED ARAB EMIRATES	136.069	93.014	-31,64	1.273.745	725.285	-43,06
QATAR	1.257	1.766	40,49	43.091	22.735	-47,24
BAHRAIN	709	603	-14,96	27.791	4.862	-82,50
CYPRUS	210		-100,00	10.910		-100,00
EGYPT	32.570	74.596	129,03	226.955	677.297	198,43
LIBYAN ARAB JAMAHIRIYA	6		-100,00	2.104		-100,00
MOROCCO	13.129	14.771	12,50	123.655	123.600	-0,04
TUNISIA	127	6.078	4.670,90	7.450	29.107	290,72
ALGERIA	67	15	-78,21	4.929	233	-95,27
SUDAN	53.477	12.496	-76,63	145.651	126.525	-13,13
NAMIBIA	14		-100,00	546		-100,00
ETHIOPIA	55.883	10.764	-80,74	33.436	2.557	-92,35
TANZANIA, UNITED REP. OF	2.302	379	-83,56	14.768	5.043	-65,86
MADAGASCAR	1.360	13.497	892,59	14.945	140.164	837,86
SOMALIA	269	40	-85,15	3.648	938	-74,30
KENYA	5.101	720	-85,89	39.602	4.992	-87,40
REUNION	5.121	2.548	-50,25	13.765	8.706	-36,76
MOZAMBIQUE	22		-100,00	1.686		-100,00
BOTSWANA	2		-100,00	530		-100,00
EQUATORIAL GUINEA		338	-		2.625	-
TOGO	1	6	449,70	14	214	1.478,71
GHANA	9.064	5.790	-36,12	251.825	127.073	-49,54
LIBERIA	81		-100,00	2.173		-100,00
GUINEA		143	-		1.352	-
ANGOLA	27	0	-99,63	4.104	357	-91,30
CONGO	213	1	-99,53	561	7	-98,73
CAMEROON	32	133	314,22	1.307	1.133	-13,28

https://www.bps.go.id

TABEL 6. PERKEMBANGAN EKSPOR INDONESIA MENURUT KOMODITI DAN NEGARA TUJUAN
JANUARI-AGUSTUS 2020 DAN 2021

KOMODITI / NEGARA TUJUAN	BERAT BERSIH (KG)		PERUB	NILAI FOB (US $)		PERUB
	JAN-AGT 2020	JAN-AGT 2021	%	JAN-AGT 2020	JAN-AGT 2021	%
(1)	(2)	(3)	(4)	(5)	(6)	(7)
NIGERIA	19.115	12.170	-36,33	353.122	91.091	-74,20
SIERRA LEONE	7	5	-31,50	248	38	-84,67
GABON	32	224	603,52	1.087	504	-53,65
COTE D'IVOIRE	2.405	376	-84,35	91.520	273	-99,70
SENEGAL	45	79	77,30	3.822	2.087	-45,40
MAURITANIA	0		-100,00	6		-100,00
MALI	1	112	15.900,00	252	828	228,16
BENIN		0	-		14	-
BURKINA FASO	13	508	3.844,71	3.825	7.335	91,75
GAMBIA	151	79	-47,77	3.346	1.480	-55,76
SEYCHELLES	717	149	-79,21	8.107	2.569	-68,31
UGANDA	65	81	23,56	834	691	-17,06
CENTRAL AFRICAN REPUBLIC	4		-100,00	157		-100,00
NIGER	0		-100,00	80		-100,00
DJIBOUTI	26.545	180	-99,32	53.459	1.260	-97,64
SAO TOME AND PRINCIPE		84	-		1.020	-
SWAZILAND	105.252	108.629	3,21	851.142	886.428	4,15
SOUTH AFRICA	90.462	71.720	-20,72	632.934	705.239	11,42
ZIMBABWE	5		-100,00	354		-100,00
ZAMBIA	76		-100,00	1.693		-100,00
MALAWI	16		-100,00	716		-100,00
COMOROS		153	-		653	-
BURUNDI		70	-		419	-
MAURITIUS	42.716	24.075	-43,64	125.655	30.825	-75,47
RWANDA	2		-100,00	307		-100,00
MAYOTTE	700		-100,00	7.029		-100,00
DEMOCRATIC REP. OF THE CONGO	4	103	2.514,21	157	80	-49,04
AUSTRALIA	436.371	455.839	4,46	5.573.911	3.896.123	-30,10
NEW ZEALAND	41.800	37.225	-10,95	413.932	206.841	-50,03
MICRONESIA, FED. STATES OF		6.400	-		37.280	-
GUAM	3.061	3.047	-0,47	13.964	9.135	-34,58
PALAU	6		-100,00	277		-100,00
NEW CALEDONIA	5.493	1.311	-76,14	18.735	11.675	-37,68
NORTHERN MARIANA ISLANDS	1.222	668	-45,28	11.370	9.326	-17,97
VANUATU	1.114		-100,00	2.996		-100,00
WALLIS AND FUTUNA ISLANDS		236	-		1.248	-
AMERICAN SAMOA	17		-100,00	2.249		-100,00
COOK ISLANDS	52		-100,00	3.727		-100,00
FIJI	3.847	5.800	50,78	46.947	61.991	32,05
KIRIBATI	9	114	1.130,29	795	1.276	60,59
SAMOA	0		-100,00	6		-100,00
SOLOMON ISLANDS	8.611	19	-99,78	17.975	587	-96,74
TONGA	0		-100,00	6		-100,00
TUVALU	1		-100,00	75		-100,00
EAST TIMOR	114.655	157.567	37,43	240.690	331.227	37,62
UNITED STATES	9.392.166	10.974.618	16,85	159.825.854	209.282.893	30,94
CANADA	117.035	123.803	5,78	2.904.250	847.519	-70,82
MEXICO	80.576	100.352	24,54	1.301.141	1.073.440	-17,50
GUATEMALA	2	224	10.287,04	139	3.023	2.074,26
HONDURAS	353		-100,00	7.159		-100,00
NICARAGUA	54		-100,00	1.860		-100,00
PANAMA	832	7.374	785,89	9.323	197.145	2.014,60
CUBA	7		-100,00	913		-100,00
CURACAO	13	80	524,76	580	600	3,47
SURINAME	6.346	5.545	-12,63	65.313	65.425	0,17
CHILE	36.193	47.687	31,76	354.204	330.151	-6,79
VENEZUELA	17		-100,00	979		-100,00
ARGENTINA	78.909	182.820	131,68	440.150	951.790	116,24
BRAZIL	96.171	66.059	-31,31	1.353.495	980.508	-27,56
COLOMBIA	30.275	27.336	-9,71	1.289.837	1.325.917	2,80
BOLIVIA	0		-100,00	53		-100,00
URUGUAY	1.100	1.776	61,51	15.614	24.840	59,09
PARAGUAY	1.637	1.294	-20,94	109.952	82.555	-24,92
ECUADOR	3.440	3.434	-0,17	30.207	29.031	-3,89
PERU	10.381	6.338	-38,95	104.155	52.284	-49,80
GUYANA	0		-100,00	125		-100,00
TRINIDAD AND TOBAGO	525		-100,00	21.833		-100,00
BAHAMAS	314	7	-97,77	777	22	-97,17
JAMAICA	0		-100,00	261		-100,00
PUERTO RICO	14.684	45.961	213,00	100.395	166.717	66,06
BELIZE	2		-100,00	66		-100,00
DOMINICAN REPUBLIC	1.612		-100,00	26.855		-100,00
EL SALVADOR	34.713	72.964	110,19	218.825	317.143	44,93
COSTA RICA	573	3.815	565,80	4.718	6.392	35,48
HAITI		2.295	-		2.639	-
BARBADOS	4	430	11.798,17	525	1.910	263,63
ARUBA	231	282	22,35	728	214	-70,56
BERMUDA	1.746		-100,00	9.021		-100,00
CAPE VERDE	1		-100,00	436		-100,00
CAYMAN ISLANDS	2	2.217	124.171,30	382	3.932	928,78
DOMINICA		433	-		3.480	-
FRENCH GUIANA	2	180	8.475,51	1.444	787	-45,49
FRENCH POLYNESIA	7.293	1.696	-76,75	18.222	7.253	-60,20
GREENLAND	0		-100,00	75		-100,00
MARTINIQUE	484	1.011	108,79	4.388	2.919	-33,46
NETHERLANDS ANTILLES	281	3.168	1.027,36	3.299	7.743	134,71
SAINT LUCIA	20		-100,00	64		-100,00
TURKS AND CAICOS ISLANDS	0	3	2.042,86	19	18	-5,96

https://www.bps.go.id

TABEL 6. PERKEMBANGAN EKSPOR INDONESIA MENURUT KOMODITI DAN NEGARA TUJUAN
JANUARI-AGUSTUS 2020 DAN 2021

KOMODITI / NEGARA TUJUAN	BERAT BERSIH (KG)		PERUB	NILAI FOB (US $)		PERUB
	JAN-AGT 2020	JAN-AGT 2021	%	JAN-AGT 2020	JAN-AGT 2021	%
(1)	(2)	(3)	(4)	(5)	(6)	(7)
GUADELOUPE	1.393	382	-72,61	12.503	5.347	-57,24
VIRGIN ISLANDS (BRITISH)	195	107	-45,24	2.906	7.912	172,24
U.S. VIRGIN ISLANDS	6		-100,00	1.896		-100,00
UNITED KINGDOM	496.651	290.072	-41,59	10.352.874	6.410.763	-38,08
NETHERLANDS	186.101	139.530	-25,02	2.521.581	1.830.281	-27,42
FRANCE	234.655	174.758	-25,53	2.949.263	2.195.857	-25,55
GERMANY, FED. REP. OF	350.529	337.429	-3,74	12.314.285	11.472.958	-6,83
AUSTRIA	89.176	45.798	-48,64	580.494	255.816	-55,93
BELGIUM	33.598	24.041	-28,45	537.390	346.579	-35,51
SWITZERLAND	3.945	41.808	959,67	420.419	184.808	-56,04
LUXEMBOURG	91	31	-65,80	14.345	962	-93,30
GIBRALTAR	16		-100,00	2.222		-100,00
MONACO	1		-100,00	587		-100,00
DENMARK	48.924	36.229	-25,95	6.799.426	3.474.868	-48,89
NORWAY	3.916	12.557	220,68	123.600	108.898	-11,89
SWEDEN	16.521	5.833	-64,69	620.807	202.319	-67,41
FINLAND	10.513	10.316	-1,87	520.214	648.722	24,70
IRELAND	9.985	8.294	-16,93	454.540	378.990	-16,62
ITALY	214.956	354.984	65,14	2.200.620	2.787.679	26,68
SPAIN	162.306	141.534	-12,80	983.428	891.168	-9,38
PORTUGAL	149.441	179.892	20,38	1.017.648	1.181.974	16,15
ICELAND	126	307	143,24	9.266	626	-93,24
GREECE	21.283	31.533	48,16	191.615	194.921	1,73
VATICAN CITY STATE	5		-100,00	742		-100,00
ANDORRA		13	-		109	-
LIECHTENSTEIN	4		-100,00	1.169		-100,00
HUNGARY	2.679	870	-67,53	91.308	30.382	-66,73
POLAND	216.909	237.666	9,57	1.512.274	1.979.268	30,88
ROMANIA	14.953	98.662	559,83	247.770	626.634	152,91
BULGARIA	220	1.462	565,26	13.559	18.267	34,72
ALBANIA	439	1.169	166,44	4.348	5.242	20,56
ARMENIA	96	6	-93,93	8.201	4	-99,95
AZERBAIJAN	50		-100,00	3.539		-100,00
BELARUS	12		-100,00	4.121		-100,00
KAZAKHSTAN	85	37	-56,23	12.707	837	-93,41
KYRGYZSTAN	16	58	269,26	1.569	9.740	520,63
MOLDOVA, REPUBLIC OF	233		-100,00	24.939		-100,00
TURKMENISTAN	416	4.020	866,90	6.205	38.718	523,97
UKRAINE	315	288	-8,67	47.198	4.596	-90,26
UZBEKISTAN	58		-100,00	8.706		-100,00
LITHUANIA	465	609	31,00	12.215	4.031	-67,00
LATVIA	695	94	-86,48	14.658	5.308	-63,79
ESTONIA	173	4	-97,68	10.520	71	-99,33
GEORGIA	6		-100,00	1.542		-100,00
CROATIA	624	91	-85,44	37.024	632	-98,29
BOSNIA AND HERZEGOVINA	8	3	-60,91	1.183	32	-97,28
MALTA	586	239	-59,18	23.699	1.025	-95,68
SLOVAKIA	284	122	-56,99	39.826	18.394	-53,82
SLOVENIA	8.001	3.673	-54,09	70.578	65.230	-7,58
CZECH REPUBLIC	33.827	36.230	7,11	1.519.079	1.854.706	22,09
SOUTH GEORGIA AND THE SOUTH SA	1		-100,00	364		-100,00
REP. OF MACEDONIA	6		-100,00	759		-100,00
RUSSIA FEDERATION	25.355	17.728	-30,08	494.163	199.923	-59,54
SERBIA	1.321		-100,00	76.122		-100,00
MONTENEGRO	2	100	4.229,00	306	86	-71,88
GUERNSEY	5		-100,00	1.589		-100,00
JERSEY	1		-100,00	781		-100,00
MAINAN ANAK-ANAK	**19.541.417**	**22.793.819**	**16,64**	**214.779.552**	**253.971.155**	**18,25**
JAPAN	434.309	407.493	-6,17	5.567.938	4.932.849	-11,41
HONG KONG	180.039	181.110	0,59	1.589.413	1.879.121	18,23
KOREA, REPUBLIC OF	50.804	55.092	8,44	770.789	573.639	-25,58
TAIWAN	8.982	20.227	125,19	91.605	59.329	-35,23
CHINA	1.108.551	1.109.218	0,06	10.031.674	11.008.121	9,73
PAPUA NEW GUINEA		4.067	-		14.856	-
THAILAND	2.265	4.388	93,72	35.350	68.807	94,64
SINGAPORE	444.629	264.926	-40,42	28.684.129	14.364.414	-49,92
PHILIPPINES	401	178	-55,59	6.902	8.256	19,62
MALAYSIA	81.312	141.161	73,60	1.159.672	1.046.093	-9,79
CAMBODIA		25.853	-		4.466	-
BRUNEI DARUSSALAM	126	560	344,74	2.002	3.795	89,54
VIET NAM	80	2.114	2.534,63	116	51.943	44.493,76
MALDIVES	755	97	-87,15	333	421	26,43
INDIA	74.930	8.962	-88,04	751.620	110.426	-85,31
SRI LANKA	30.703	44.176	43,88	146.354	207.438	41,74
IRAN (ISLAMIC REPUBLIC OF)	7		-100,00	182		-100,00
SAUDI ARABIA		17.046	-		90.632	-
ISRAEL	9.134	21.291	133,10	99.310	228.024	129,61
KUWAIT		6.636	-		34.862	-
LEBANON		3	-		6	-
TURKEY	242.554	251.400	3,65	2.280.942	2.476.792	8,59
UNITED ARAB EMIRATES	44.571	85.667	92,21	542.465	771.137	42,15
QATAR	298	3.234	985,56	4.687	16.939	261,39
BAHRAIN		18	-		350	-
EGYPT		6.271	-		30.672	-
MOROCCO		83	-		150	-
TANZANIA, UNITED REP. OF		12.162	-		163.547	-
SOMALIA		164	-		882	-

https://www.bps.go.id

TABEL 6. PERKEMBANGAN EKSPOR INDONESIA MENURUT KOMODITI DAN NEGARA TUJUAN
JANUARI-AGUSTUS 2020 DAN 2021

KOMODITI / NEGARA TUJUAN	BERAT BERSIH (KG)		PERUB	NILAI FOB (US $)		PERUB
	JAN-AGT 2020	JAN-AGT 2021	%	JAN-AGT 2020	JAN-AGT 2021	%
(1)	(2)	(3)	(4)	(5)	(6)	(7)
TOGO		2.040	-		13.831	-
SIERRA LEONE	1		-100,00	13		-100,00
SOUTH AFRICA	29.306	41.812	42,67	418.030	402.863	-3,63
AUSTRALIA	362.754	576.431	58,90	3.965.058	6.361.475	60,44
NEW ZEALAND	26.985	31.046	15,05	341.190	387.496	13,57
NEW CALEDONIA	1.750	355	-79,71	2.010	6.655	231,11
FIJI	109		-100,00	1.206		-100,00
EAST TIMOR	5.406	9.463	75,06	9.729	7.904	-18,75
UNITED STATES	8.503.265	11.904.463	40,00	80.332.316	124.644.481	55,16
CANADA	385.473	440.858	14,37	3.428.152	4.964.534	44,82
MEXICO	802.259	605.349	-24,54	7.187.141	6.027.486	-16,14
GUATEMALA		17.630	-		60.516	-
PANAMA		4.256	-		16.791	-
CHILE	106.458	132.414	24,38	997.779	1.323.438	32,64
VENEZUELA		1.278	-		5.335	-
ARGENTINA	336	16.315	4.748,40	2.850	74.289	2.506,80
BRAZIL	522.279	482.782	-7,56	4.626.794	3.976.076	-14,06
COLOMBIA	57.640	48.738	-15,44	522.149	454.543	-12,95
URUGUAY		2.313	-		9.063	-
PARAGUAY		1.567	-		6.139	-
ECUADOR	9.509	5.136	-45,99	99.326	48.202	-51,47
PERU	53.700	42.563	-20,74	460.928	384.553	-16,57
EL SALVADOR	1.095		-100,00	11.884		-100,00
COSTA RICA		5.185	-		20.522	-
FRENCH POLYNESIA	126	805	538,89	371	19.226	5.084,84
MARTINIQUE		104	-		967	-
GUADELOUPE		18	-		1.738	-
VIRGIN ISLANDS (BRITISH)		205	-		9.059	-
UNITED KINGDOM	1.365.493	1.447.522	6,01	15.450.899	19.179.217	24,13
NETHERLANDS	451.280	308.072	-31,73	3.209.203	3.146.028	-1,97
FRANCE	898.953	728.282	-18,99	7.669.230	8.148.018	6,24
GERMANY, FED. REP. OF	685.147	552.702	-19,33	8.724.890	6.684.585	-23,38
AUSTRIA	28.634	19.051	-33,47	257.458	196.031	-23,86
BELGIUM	412.230	198.322	-51,89	3.401.752	1.830.393	-46,19
SWITZERLAND	8.955	14.949	66,93	133.173	152.561	14,56
DENMARK	64.152	42.490	-33,77	1.215.961	754.693	-37,93
NORWAY	8.290	2.569	-69,01	87.163	28.984	-66,75
SWEDEN	115.238	136.938	18,83	1.146.179	1.256.838	9,65
FINLAND	5.544	7.058	27,31	59.610	100.867	69,21
IRELAND	80.413	72.347	-10,03	755.994	744.556	-1,51
ITALY	189.315	274.708	45,11	2.098.486	2.676.223	27,53
SPAIN	132.837	162.188	22,10	1.304.336	1.462.276	12,11
PORTUGAL	2.832	2.920	3,09	25.020	29.877	19,41
GREECE	120.148	114.231	-4,92	1.309.104	1.304.400	-0,36
HUNGARY	2.884	1.107	-61,60	29.677	40.355	35,98
POLAND	236.086	315.808	33,77	2.250.046	3.286.748	46,07
ROMANIA	902	8.267	816,21	8.050	77.227	859,38
BULGARIA	5.754	4.447	-22,71	77.116	58.537	-24,09
KYRGYZSTAN		9	-		9	-
UKRAINE	5.549	10.914	96,69	68.234	156.682	129,62
LITHUANIA		1.482	-		25.925	-
LATVIA	28.028	13.007	-53,59	48.461	103.435	113,44
ESTONIA	495		-100,00	8.257		-100,00
CROATIA	587	60	-89,70	6.602	1.925	-70,84
SLOVAKIA	2.575	1.121	-56,45	19.358	10.302	-46,78
CZECH REPUBLIC	612.330	706.522	15,38	6.622.315	8.351.808	26,12
RUSSIA FEDERATION	493.682	599.974	21,53	4.620.231	6.786.545	46,89
SERBIA	1	33	2.848,21	70	960	1.271,54
MONTENEGRO	181		-100,00	266		-100,00
ALAT OLAH RAGA	**4.264.742**	**5.746.488**	**34,74**	**107.423.856**	**146.239.238**	**36,13**
JAPAN	354.090	433.592	22,45	19.252.100	26.873.509	39,59
HONG KONG	11.504	6.136	-46,66	526.871	251.750	-52,22
KOREA, REPUBLIC OF	372.013	360.517	-3,09	12.343.268	13.762.214	11,50
TAIWAN	25.731	43.279	68,20	285.463	364.745	27,77
CHINA	64.099	95.114	48,39	6.002.291	7.436.109	23,89
MONGOLIA	96		-100,00	4.431		-100,00
PAPUA NEW GUINEA	323		-100,00	6.189		-100,00
THAILAND	17.591	55.831	217,38	355.806	404.117	13,58
SINGAPORE	41.600	56.998	37,01	915.234	1.455.412	59,02
PHILIPPINES	3.030	5.522	82,23	150.839	300.035	98,91
MALAYSIA	67.454	89.245	32,31	776.974	849.958	9,39
MYANMAR	26	80	208,13	1.985	4.183	110,75
BRUNEI DARUSSALAM	290	242	-16,52	667	1.225	83,71
VIET NAM	4.218	7.495	77,68	108.761	305.002	180,43
MALDIVES	148	243	64,19	956	5.196	443,53
INDIA	33.222	62.276	87,46	107.476	290.161	169,98
BANGLADESH	1.180	1.363	15,43	27.916	30.539	9,40
SRI LANKA	571	4.231	640,92	19.090	44.574	133,49
SAUDI ARABIA	2.455	3.033	23,53	91.578	30.442	-66,76
ISRAEL	11.706	6.243	-46,67	119.642	109.564	-8,42
KUWAIT		15	-		104	-
JORDAN	543		-100,00	640		-100,00
LEBANON	2		-100,00	115		-100,00
YEMEN	48	76	59,13	1.600	50	-96,88
TURKEY	438	989	125,96	10.157	8.240	-18,88
UNITED ARAB EMIRATES	8.607	16.666	93,63	123.795	194.086	56,78
QATAR	10		-100,00	357		-100,00

https://www.bps.go.id

TABEL 6. PERKEMBANGAN EKSPOR INDONESIA MENURUT KOMODITI DAN NEGARA TUJUAN
JANUARI-AGUSTUS 2020 DAN 2021

KOMODITI / NEGARA TUJUAN	BERAT BERSIH (KG)		PERUB	NILAI FOB (US $)		PERUB
	JAN-AGT 2020	JAN-AGT 2021	%	JAN-AGT 2020	JAN-AGT 2021	%
(1)	(2)	(3)	(4)	(5)	(6)	(7)
EGYPT		2.078	-		59.509	-
MOROCCO	1.296	1.652	27,42	30.070	38.143	26,85
SUDAN		11.592	-		110.880	-
NIGERIA		4.090	-		49.090	-
SOUTH AFRICA	31.458	61.963	96,97	578.848	917.106	58,44
MAURITIUS		169	-		13.569	-
DEMOCRATIC REP. OF THE CONGO		212	-		673	-
AUSTRALIA	164.507	208.854	26,96	3.520.631	4.680.602	32,95
NEW ZEALAND	8.648	14.048	62,45	231.719	385.341	66,30
NEW CALEDONIA		120	-		1.352	-
VANUATU		70	-		148	-
FIJI	133	402	201,92	19.805	60.219	204,06
KIRIBATI	1		-100,00	1.943		-100,00
SOLOMON ISLANDS		30	-		120	-
EAST TIMOR	27.074	50.758	87,48	35.959	38.630	7,43
UNITED STATES	1.642.870	2.477.514	50,80	38.165.108	57.098.077	49,61
CANADA	139.774	188.599	34,93	2.505.816	2.799.282	11,71
MEXICO	3.069	6.492	111,56	179.149	174.824	-2,41
GUATEMALA	110		-100,00	5.600		-100,00
PANAMA	8.529	6.453	-24,33	113.782	79.694	-29,96
CHILE	14.019	12.305	-12,23	196.275	153.113	-21,99
ARGENTINA	5.998	13.408	123,52	75.759	124.816	64,75
BRAZIL	15.824	34.798	119,91	193.874	346.283	78,61
COLOMBIA	760	2.149	182,91	37.777	36.740	-2,75
BOLIVIA		53	-		782	-
URUGUAY	988	2.029	105,34	21.976	21.169	-3,67
PARAGUAY	303	923	204,33	11.242	21.959	95,33
ECUADOR	3	90	2.472,70	226	2.176	860,95
PERU	3.179	5.704	79,43	81.169	61.153	-24,66
PUERTO RICO	1.266		-100,00	21.850		-100,00
COSTA RICA	8	61	668,63	50	2.215	4.330,16
FRENCH POLYNESIA	3.157	3.423	8,43	66.122	68.105	3,00
VIRGIN ISLANDS (BRITISH)		27	-		935	-
UNITED KINGDOM	445.866	515.434	15,60	5.167.311	6.322.430	22,35
NETHERLANDS	232.400	351.696	51,33	3.025.821	5.173.391	70,97
FRANCE	46.108	72.521	57,29	2.013.714	2.886.085	43,32
GERMANY, FED. REP. OF	214.737	207.615	-3,32	4.383.440	4.736.241	8,05
AUSTRIA	48.108	23.678	-50,78	1.528.852	827.441	-45,88
BELGIUM	4.600	4.397	-4,41	480.260	400.244	-16,66
SWITZERLAND	43.007	806	-98,13	449.841	61.514	-86,33
DENMARK	960	2.048	113,48	104.946	167.422	59,53
NORWAY	8.117	23.795	193,16	313.005	743.968	137,69
SWEDEN	8.683	8.255	-4,93	194.584	250.852	28,92
FINLAND	7.417	1.094	-85,24	223.511	63.797	-71,46
IRELAND	175		-100,00	12.450		-100,00
ITALY	14.053	49.315	250,93	386.567	2.146.094	455,17
SPAIN	36.979	54.350	46,98	416.490	702.061	68,57
PORTUGAL	3.672	13.003	254,07	59.278	247.374	317,31
GREECE	7.083	3.768	-46,80	108.694	77.608	-28,60
HUNGARY	1.924	457	-76,23	31.355	25.904	-17,38
POLAND	58	581	905,81	813	15.358	1.788,57
KAZAKHSTAN	164		-100,00	909		-100,00
UKRAINE	819	1.541	88,27	9.165	13.554	47,89
LITHUANIA		2	-		112	-
LATVIA		118	-		3.650	-
ESTONIA	19.437	26.586	36,78	503.081	568.022	12,91
GEORGIA	341		-100,00	6.566		-100,00
SLOVENIA	446	1	-99,85	13.760	35	-99,74
CZECH REPUBLIC	5.507	6.175	12,14	377.439	402.774	6,71
RUSSIA FEDERATION	20.111	20.002	-0,54	282.943	335.352	18,52
SERBIA	3	1	-66,67	111	32	-70,80
KACA MATA DAN BAGIANNYA	**1.058.257**	**1.502.544**	**41,98**	**44.731.001**	**61.587.204**	**37,68**
JAPAN	10.383	7.297	-29,73	521.024	495.020	-4,99
HONG KONG	2.655	7.564	184,88	448.973	692.572	54,26
KOREA, REPUBLIC OF	21		-100,00	277		-100,00
TAIWAN	100.226	6	-99,99	55.474	90	-99,84
CHINA	27.050	30.120	11,35	942.021	1.254.014	33,12
THAILAND	153.495	222.083	44,68	2.541.010	3.172.060	24,83
SINGAPORE	5.561	10.506	88,92	290.351	534.678	84,15
PHILIPPINES	185	45	-75,40	20.723	3.164	-84,73
MALAYSIA	6.563	639	-90,26	224.606	39.934	-82,22
MYANMAR	73		-100,00	23.664		-100,00
BRUNEI DARUSSALAM		83	-		201	-
NEPAL		31	-		5.242	-
VIET NAM	476	20.081	4.121,90	23.817	285.496	1.098,69
MALDIVES	18	502	2.768,57	396	2.034	413,57
INDIA	9.977	20.291	103,37	284.174	674.911	137,50
PAKISTAN	1.845	732	-60,33	31.319	12.383	-60,46
IRAN (ISLAMIC REPUBLIC OF)	175	67	-61,89	36.337	17.566	-51,66
SAUDI ARABIA	2		-100,00	56		-100,00
ISRAEL	205	420	105,57	18.334	28.493	55,41
KUWAIT	2		-100,00	28		-100,00
JORDAN	51		-100,00	6.174		-100,00
TURKEY		580	-		29.648	-
UNITED ARAB EMIRATES	218	677	210,32	1.958	10.270	424,47
CYPRUS	1.213	733	-39,59	115.085	69.717	-39,42
EGYPT	1		-100,00	60		-100,00

https://www.bps.go.id

TABEL 6. PERKEMBANGAN EKSPOR INDONESIA MENURUT KOMODITI DAN NEGARA TUJUAN
JANUARI-AGUSTUS 2020 DAN 2021

KOMODITI / NEGARA TUJUAN	BERAT BERSIH (KG)		PERUB	NILAI FOB (US $)		PERUB
	JAN-AGT 2020	JAN-AGT 2021	%	JAN-AGT 2020	JAN-AGT 2021	%
(1)	(2)	(3)	(4)	(5)	(6)	(7)
MOROCCO	278		-100,00	24.741		-100,00
SOMALIA	50		-100,00	1.140		-100,00
KENYA	32	73	130,16	3.157	7.476	136,85
REUNION	1		-100,00	10		-100,00
ANGOLA		1	-		97	-
UGANDA		1	-		26	-
MAURITIUS	243	227	-6,58	5.317	5.407	1,69
AUSTRALIA	4.780	11.189	134,09	181.980	632.029	247,31
EAST TIMOR	26.241	21.600	-17,68	13.146	10.493	-20,18
UNITED STATES	559.258	1.002.959	79,34	13.171.966	21.716.328	64,87
CANADA	1	0	-80,00	71	10	-85,99
MEXICO	22.353	488	-97,82	44.260	21.529	-51,36
NICARAGUA	1		-100,00	6		-100,00
ARGENTINA	135		-100,00	25.740		-100,00
BRAZIL	18		-100,00	1.820		-100,00
COLOMBIA	868	1.042	20,05	156.817	169.968	8,39
URUGUAY		942	-		37.529	-
ECUADOR	1.137	623	-45,21	75.575	28.265	-62,60
DOMINICAN REPUBLIC		3.689	-		196.634	-
UNITED KINGDOM	323	897	177,48	21.430	45.689	113,20
NETHERLANDS	82	1.150	1.295,87	1.533	62.681	3.988,78
FRANCE	478	417	-12,78	96.852	107.859	11,37
GERMANY, FED. REP. OF	270	28	-89,52	14.961	3.117	-79,17
BELGIUM	1		-100,00	35		-100,00
SWITZERLAND	101.469	121.164	19,41	24.067.720	30.092.716	25,03
LUXEMBOURG	52	68	32,00	82.977	94.757	14,20
NORWAY	212		-100,00	12.054		-100,00
IRELAND		25	-		443	-
ITALY	13.807	8.114	-41,23	635.659	446.100	-29,82
HUNGARY	1.100	1.304	18,55	115.196	140.869	22,29
KAZAKHSTAN	102	74	-27,09	15.240	13.065	-14,27
UKRAINE	172	169	-2,03	20.882	21.777	4,28
UZBEKISTAN	1	47	4.550,00	12	9.698	78.110,00
LITHUANIA	65	132	104,65	12.191	32.951	170,30
ESTONIA	51		-100,00	3.938		-100,00
BOSNIA AND HERZEGOVINA	28	17	-39,29	3.672	1.978	-46,12
SLOVENIA	600		-100,00	8.359		-100,00
CZECH REPUBLIC	2.540	2.052	-19,23	191.532	170.513	-10,97
RUSSIA FEDERATION	1.117	1.597	42,97	135.151	189.705	40,37
ALAT TULIS DAN GAMBAR	**6.910.781**	**8.385.607**	**21,34**	**48.131.966**	**44.070.621**	**-8,44**
JAPAN	96.256	124.402	29,24	1.505.996	2.000.457	32,83
HONG KONG	26.880	31.587	17,51	320.152	382.547	19,49
KOREA, REPUBLIC OF	159.023	171.818	8,05	1.079.831	1.637.395	51,63
TAIWAN	45.577	50.579	10,97	493.444	544.498	10,35
CHINA	237.018	369.424	55,86	2.932.181	1.992.103	-32,06
MONGOLIA	331		-100,00	2.878		-100,00
PAPUA NEW GUINEA	1.424	1.178	-17,28	32.064	16.648	-48,08
THAILAND	77.542	96.372	24,28	858.084	1.137.660	32,58
SINGAPORE	42.601	36.907	-13,37	2.728.781	1.225.481	-55,09
PHILIPPINES	55.784	33.521	-39,91	576.499	371.160	-35,62
MALAYSIA	107.910	91.350	-15,35	1.017.307	906.835	-10,86
MYANMAR	20.857		-100,00	154.646		-100,00
BRUNEI DARUSSALAM		940	-		11.200	-
NEPAL		1.330	-		13.563	-
VIET NAM	85.035	136.952	61,05	644.854	951.001	47,48
MALDIVES		12.473	-		124.364	-
INDIA	108.457	52.850	-51,27	367.847	305.030	-17,08
PAKISTAN	375	229	-38,96	6.222	3.373	-45,79
BANGLADESH	7.381	8.310	12,60	92.214	103.002	11,70
SRI LANKA	3		-100,00	46		-100,00
IRAQ		16.493	-		197.669	-
SAUDI ARABIA	109.370	10.917	-90,02	1.353.492	79.478	-94,13
KUWAIT	53.479	13.123	-75,46	543.730	138.288	-74,57
JORDAN	1.865	97	-94,80	22.069	1.599	-92,75
LEBANON	14.742	3.705	-74,87	134.397	32.579	-75,76
OMAN	24.766		-100,00	266.775		-100,00
TURKEY	21.964	66.837	204,30	123.741	308.641	149,42
UNITED ARAB EMIRATES	176.245	68.447	-61,16	1.552.452	610.310	-60,69
QATAR	34.510	3.297	-90,45	343.320	23.964	-93,02
BAHRAIN	17.722	8.053	-54,56	194.657	86.987	-55,31
MOROCCO	54.962	49.747	-9,49	223.414	167.614	-24,98
ALGERIA	1.454	693	-52,36	23.990	11.424	-52,38
KENYA	852		-100,00	10.713		-100,00
TOGO	45.120		-100,00	29.200		-100,00
GHANA	2.426		-100,00	6.703		-100,00
NIGERIA	1	18.760	1.875.900,00	15	24.192	161.180,00
COTE D'IVOIRE	67.530		-100,00	42.760		-100,00
SOUTH AFRICA	8.511	8.929	4,91	134.440	143.302	6,59
AUSTRALIA	796.753	778.412	-2,30	4.756.149	4.627.127	-2,71
NEW ZEALAND	37.519	39.638	5,65	407.826	426.996	4,70
VANUATU	105		-100,00	294		-100,00
FIJI	452	77	-82,96	2.088	906	-56,59
EAST TIMOR	29.009	16.673	-42,53	38.514	32.814	-14,80
UNITED STATES	3.164.565	4.693.647	48,32	14.107.619	15.010.307	6,40
CANADA	26.639	177.466	566,18	186.792	384.293	105,73
MEXICO	304.791	103.595	-66,01	2.975.787	969.432	-67,42
ARGENTINA	1.936	891	-53,97	22.717	10.317	-54,59

https://www.bps.go.id

TABEL 6. PERKEMBANGAN EKSPOR INDONESIA MENURUT KOMODITI DAN NEGARA TUJUAN
JANUARI-AGUSTUS 2020 DAN 2021

KOMODITI / NEGARA TUJUAN	BERAT BERSIH (KG)		PERUB	NILAI FOB (US $)		PERUB
	JAN-AGT 2020	JAN-AGT 2021	%	JAN-AGT 2020	JAN-AGT 2021	%
(1)	(2)	(3)	(4)	(5)	(6)	(7)
BRAZIL	53.702	64.557	20,21	417.794	396.576	-5,08
COLOMBIA	37.972	25.498	-32,85	476.579	272.618	-42,80
ECUADOR	114.766		-100,00	1.287.219		-100,00
UNITED KINGDOM		20.546	-		137.374	-
NETHERLANDS	1.817	1.582	-12,94	20.556	18.223	-11,35
FRANCE	24.018	84.644	252,42	204.335	309.972	51,70
GERMANY, FED. REP. OF	484.611	692.234	42,84	4.311.502	6.237.892	44,68
AUSTRIA		7.370	-		12.706	-
SWITZERLAND	14		-100,00	6.808		-100,00
DENMARK	727	1.586	118,21	7.888	13.748	74,28
NORWAY		2.038	-		18.307	-
SWEDEN	42.243	30.488	-27,83	439.391	297.630	-32,26
IRELAND	5.167	7.685	48,73	113.905	148.201	30,11
ITALY	53.100	87.411	64,62	257.993	358.325	38,89
SPAIN	19.417	17.283	-10,99	196.948	173.950	-11,68
GREECE		2.584	-		3.901	-
HUNGARY	1.006	24.501	2.335,76	33.451	604.863	1.708,18
CZECH REPUBLIC	2.479	1.787	-27,93	40.897	29.474	-27,93
RUSSIA FEDERATION		14.096	-		22.306	-
PERALATAN KEDOKTERAN DAN KEDOKTERAN GIGI	**15.824.397**	**13.386.646**	**-15,41**	**153.866.385**	**152.177.442**	**-1,10**
JAPAN	702.781	895.744	27,46	4.539.523	5.280.047	16,31
HONG KONG	32.714	24.897	-23,90	1.026.747	519.400	-49,41
KOREA, REPUBLIC OF	184.630	153.973	-16,60	1.033.057	2.889.832	179,74
TAIWAN	48.815	50.019	2,47	477.186	1.217.625	155,17
CHINA	29.046	42.011	44,63	1.164.641	1.121.363	-3,72
MONGOLIA	103.944	33.860	-67,42	498.326	194.722	-60,92
MACAU	63		-100,00	5.000		-100,00
PAPUA NEW GUINEA	3.741	1.388	-62,91	7.171	3.375	-52,93
THAILAND	225.120	179.698	-20,18	2.630.592	2.269.852	-13,71
SINGAPORE	6.528.833	5.164.415	-20,90	72.120.970	66.073.184	-8,39
PHILIPPINES	242.825	205.481	-15,38	1.754.386	1.471.428	-16,13
MALAYSIA	123.112	125.160	1,66	1.018.248	3.882.575	281,30
MYANMAR	77.698	26.502	-65,89	1.294.015	175.654	-86,43
CAMBODIA	23.899	42.076	76,06	145.109	280.435	93,26
BRUNEI DARUSSALAM	2.295	112	-95,13	20.665	7.145	-65,43
NEPAL		4.025	-		35.250	-
BHUTAN		189	-		2.632	-
VIET NAM	171.363	153.511	-10,42	953.901	705.893	-26,00
MALDIVES	39		-100,00	1.077		-100,00
INDIA	150.357	201.943	34,31	5.044.357	6.195.420	22,82
PAKISTAN	764.011	103.929	-86,40	4.555.663	1.056.449	-76,81
BANGLADESH	59.223	30.936	-47,76	486.886	264.154	-45,75
SRI LANKA	26.009	15.756	-39,42	154.073	87.919	-42,94
IRAQ	21	135	542,14	143	8.250	5.657,15
IRAN (ISLAMIC REPUBLIC OF)		2.418	-		41.539	-
SAUDI ARABIA	119.796	14.450	-87,94	1.599.114	177.254	-88,92
ISRAEL	19.034	3.649	-80,83	150.718	51.030	-66,14
KUWAIT	3.849	3.240	-15,84	34.159	28.925	-15,32
JORDAN	6.200	724	-88,32	40.649	6.621	-83,71
YEMEN	3.798	5.048	32,92	167.936	245.924	46,44
OMAN	9.330	13.712	46,97	35.435	48.924	38,07
TURKEY	55.184	53.598	-2,87	412.447	421.311	2,15
UNITED ARAB EMIRATES	61.334	22.660	-63,06	326.683	184.857	-43,41
QATAR	4.713	3.930	-16,62	20.005	29.320	46,57
EGYPT	101.681	48.309	-52,49	620.685	383.093	-38,28
LIBYAN ARAB JAMAHIRIYA	37.497		-100,00	208.325		-100,00
MOROCCO		58.786	-		461.161	-
ALGERIA	1.391	6.000	331,31	32.274	102.000	216,04
SUDAN		39.170	-		285.726	-
TANZANIA, UNITED REP. OF		18.108	-		189.040	-
MADAGASCAR	7.309		-100,00	454.327		-100,00
SOMALIA	100		-100,00	25		-100,00
KENYA	5.924	12.588	112,47	98.973	74.153	-25,08
MOZAMBIQUE	2.486	2.127	-14,45	128.345	113.460	-11,60
TOGO	15		-100,00	33		-100,00
GUINEA	44	868	1.891,03	3.315	55.000	1.558,97
CONGO		4.840	-		330.184	-
NIGERIA	31.721	14.757	-53,48	1.211.330	621.243	-48,71
SIERRA LEONE	4.385	6.409	46,13	297.846	436.527	46,56
GABON		14.726	-		69.037	-
COTE D'IVOIRE	2.228	12.647	467,61	138.050	169.512	22,79
SENEGAL	5.159	8.944	73,38	372.318	609.750	63,77
MAURITANIA		2.646	-		25.795	-
MALI	4.070	2.151	-47,16	251.900	146.850	-41,70
BENIN	134		-100,00	8.250		-100,00
BURKINA FASO	14.098		-100,00	806.036		-100,00
GAMBIA	1.516	1.527	0,69	102.850	103.950	1,07
UGANDA		4.031	-		275.202	-
NIGER	3.547		-100,00	233.060		-100,00
CHAD	2.908		-100,00	195.129		-100,00
DJIBOUTI		38	-		1.650	-
SAO TOME AND PRINCIPE		205	-		13.384	-
SOUTH AFRICA	2.000	198	-90,10	109.390	17.254	-84,23
ZIMBABWE	6.714	2.526	-62,38	427.985	170.629	-60,13
ZAMBIA	7.357	4.436	-39,70	450.377	302.721	-32,79
MALAWI	27.047		-100,00	1.730.871		-100,00

https://www.bps.go.id

TABEL 6. PERKEMBANGAN EKSPOR INDONESIA MENURUT KOMODITI DAN NEGARA TUJUAN
JANUARI-AGUSTUS 2020 DAN 2021

KOMODITI / NEGARA TUJUAN	BERAT BERSIH (KG)		PERUB	NILAI FOB (US $)		PERUB
	JAN-AGT 2020	JAN-AGT 2021	%	JAN-AGT 2020	JAN-AGT 2021	%
(1)	(2)	(3)	(4)	(5)	(6)	(7)
RWANDA		180	-		11.220	-
DEMOCRATIC REP. OF THE CONGO		6.288	-		412.601	-
AUSTRALIA	286.068	452.302	58,11	1.851.026	3.026.133	63,48
NEW ZEALAND	7.859	6.702	-14,72	48.312	36.188	-25,10
VANUATU	652		-100,00	1.297		-100,00
FIJI	486	7	-98,56	33.000	2.432	-92,63
MARSHALL ISLANDS		449	-		4.653	-
EAST TIMOR	204.132	85.929	-57,91	225.281	433.441	92,40
UNITED STATES	726.795	752.304	3,51	10.064.429	14.223.982	41,33
CANADA	2.867	1.117	-61,06	54.164	19.849	-63,35
MEXICO	1.040.776	718.981	-30,92	5.710.131	4.049.525	-29,08
GUATEMALA	165.957	129.622	-21,89	884.192	695.139	-21,38
HONDURAS	77.704	79.464	2,26	744.999	627.428	-15,78
NICARAGUA	212.233	149.776	-29,43	1.220.228	922.945	-24,36
PANAMA	506.573	511.323	0,94	3.056.389	3.157.683	3,31
CUBA		58	-		3.850	-
CHILE	361.911	416.154	14,99	2.026.756	2.349.486	15,92
ARGENTINA	225.239	108.769	-51,71	1.000.245	482.920	-51,72
BRAZIL	106.783	265.363	148,51	509.518	1.255.494	146,41
COLOMBIA	101.920	67.177	-34,09	670.569	405.474	-39,53
BOLIVIA	22.672		-100,00	104.644		-100,00
URUGUAY	305.083	309.685	1,51	1.929.834	1.965.380	1,84
PARAGUAY	63.300	25.689	-59,42	319.064	139.974	-56,13
ECUADOR	174.341	210.804	20,91	968.568	1.159.444	19,71
PERU	351.613	255.119	-27,44	1.713.985	1.183.711	-30,94
BAHAMAS		267	-		16.500	-
DOMINICAN REPUBLIC		25.763	-		129.292	-
EL SALVADOR	351.079	249.078	-29,05	1.837.919	1.264.862	-31,18
COSTA RICA	57.670	48.688	-15,58	306.274	277.174	-9,50
UNITED KINGDOM	2.801	1.505	-46,27	55.795	44.605	-20,06
NETHERLANDS	66.701	84.975	27,40	2.328.963	2.652.925	13,91
FRANCE	2.418	1.331	-44,98	103.081	127.479	23,67
GERMANY, FED. REP. OF	35.028	35.941	2,60	1.016.896	789.963	-22,32
BELGIUM	102.895	91.260	-11,31	840.200	761.026	-9,42
SWITZERLAND	9.762	17.362	77,86	2.939.716	5.360.393	82,34
DENMARK		3	-		68	-
SWEDEN	160		-100,00	2.100		-100,00
FINLAND	287	819	185,37	5.718	10.466	83,04
ITALY	5.512	380	-93,11	84.252	6.092	-92,77
SPAIN	74.813	114.144	52,57	634.626	942.068	48,44
GREECE	313		-100,00	6.684		-100,00
POLAND	115.861	269.390	132,51	947.774	2.205.467	132,70
ROMANIA	840		-100,00	1.680		-100,00
BULGARIA		197	-		20.535	-
UKRAINE	185	47.064	25.340,00	1.749	1.063.946	60.738,96
CZECH REPUBLIC	1		-100,00	15.750		-100,00
ALAT PERMAINAN	**4.794.786**	**7.860.711**	**63,94**	**32.949.152**	**49.925.907**	**51,52**
JAPAN	27.651	123.228	345,65	268.171	829.798	209,43
HONG KONG	238.508	341.000	42,97	2.298.264	2.905.149	26,41
KOREA, REPUBLIC OF	21.466	16.778	-21,84	196.150	150.711	-23,17
TAIWAN	23.828	24.903	4,51	150.598	136.798	-9,16
CHINA	146.796	159.298	8,52	977.158	1.344.313	37,57
THAILAND	5.107	9.281	81,75	27.912	103.717	271,59
SINGAPORE	18.370	17.854	-2,81	461.044	525.801	14,05
PHILIPPINES	6.672	6.299	-5,59	70.881	294.290	315,19
MALAYSIA	27.211	46.205	69,81	230.139	292.799	27,23
CAMBODIA	38.400		-100,00	17.321		-100,00
BRUNEI DARUSSALAM	152	282	85,10	1.706	2.760	61,83
VIET NAM	19.749	108.109	447,42	180.354	931.451	416,46
MALDIVES	439	438	-0,23	1.804	2.053	13,81
INDIA	45.206	6.015	-86,69	302.647	60.236	-80,10
SRI LANKA		13.969	-		92.488	-
SAUDI ARABIA	33	9	-73,00	82	59	-28,13
ISRAEL	15.829	25.233	59,40	86.688	144.186	66,33
TURKEY	44.224	30.206	-31,70	292.154	193.835	-33,65
UNITED ARAB EMIRATES	7.162	36.860	414,66	82.126	305.106	271,51
QATAR	61		-100,00	2.060		-100,00
TOGO	300		-100,00	345		-100,00
LIBERIA		85	-		110	-
NIGERIA	25	21	-16,00	48	133	177,08
SOUTH AFRICA	8.739	1.407	-83,90	55.862	9.033	-83,83
AUSTRALIA	196.191	236.855	20,73	1.319.280	1.567.560	18,82
NEW ZEALAND	14.317	17.973	25,54	104.408	109.243	4,63
COOK ISLANDS	125		-100,00	2.140		-100,00
EAST TIMOR	36.024	16.617	-53,87	34.716	26.356	-24,08
UNITED STATES	1.929.917	3.867.155	100,38	13.046.531	22.077.031	69,22
CANADA	60.290	92.858	54,02	392.851	602.116	53,27
MEXICO	382.828	348.406	-8,99	2.417.196	2.193.583	-9,25
PANAMA	558		-100,00	5.231		-100,00
CHILE	44.071	59.943	36,02	283.802	371.292	30,83
ARGENTINA	3	3	11,40	18	17	-7,97
BRAZIL	135.281	137.166	1,39	864.520	875.032	1,22
COLOMBIA	17.036	18.331	7,60	109.325	113.542	3,86
URUGUAY		2.175	-		13.345	-
PERU	8.802	10.621	20,67	56.494	66.369	17,48
FRENCH POLYNESIA	4		-100,00	96		-100,00
SAINT LUCIA	20		-100,00	228		-100,00

https://www.bpsntb.go.id

TABEL 6. PERKEMBANGAN EKSPOR INDONESIA MENURUT KOMODITI DAN NEGARA TUJUAN
JANUARI-AGUSTUS 2020 DAN 2021

KOMODITI / NEGARA TUJUAN	BERAT BERSIH (KG)		PERUB	NILAI FOB (US $)		PERUB
	JAN-AGT 2020	JAN-AGT 2021	%	JAN-AGT 2020	JAN-AGT 2021	%
(1)	(2)	(3)	(4)	(5)	(6)	(7)
UNITED KINGDOM	486.995	649.060	33,28	3.050.590	3.657.766	19,90
NETHERLANDS	48.325	132.318	173,81	357.216	1.183.482	231,31
FRANCE	146.112	102.436	-29,89	1.041.259	798.489	-23,32
GERMANY, FED. REP. OF	83.032	157.164	89,28	777.698	1.429.812	83,85
AUSTRIA	277	2	-99,46	901	22	-97,57
BELGIUM	17.126	280.775	1.539,50	130.758	1.479.058	1.031,14
SWITZERLAND	24.067	13.462	-44,07	128.577	68.018	-47,10
DENMARK	12.730		-100,00	86.215		-100,00
NORWAY	5.190	5.267	1,48	33.618	23.996	-28,62
SWEDEN	19.479	61.808	217,31	141.057	427.292	202,92
FINLAND	5.822		-100,00	23.801		-100,00
IRELAND		2.377	-		12.508	-
ITALY	16.668	32.164	92,97	172.546	294.766	70,83
SPAIN	15	14.062	90.678,68	424	151.226	35.608,70
GREECE	10.897	14.898	36,72	70.108	93.236	32,99
POLAND	4.159	41.360	894,55	36.313	323.972	792,16
ROMANIA	7.521	19.342	157,17	57.475	148.113	157,70
BULGARIA		274	-		1.853	-
UKRAINE		7.875	-		74.613	-
LITHUANIA	5.392	4.217	-21,78	24.985	20.550	-17,75
LATVIA		248	-		2.605	-
ESTONIA	526	404	-23,06	10.819	9.249	-14,52
CZECH REPUBLIC	343.048	476.512	38,91	2.221.323	2.849.860	28,30
RUSSIA FEDERATION	35.442	69.105	94,98	236.366	535.109	126,39
SERBIA	570		-100,00	6.750		-100,00
PERALATAN UNTUK PELINDUNG KESELAMATAN	**825.347**	**1.038.595**	**25,84**	**11.654.544**	**14.890.066**	**27,76**
JAPAN	1.253	1.708	36,33	69.097	83.439	20,76
HONG KONG	1.352	1.346	-0,47	24.513	31.275	27,59
KOREA, REPUBLIC OF	188.547	129.762	-31,18	1.275.354	1.027.396	-19,44
TAIWAN	67.245	59.439	-11,61	1.282.256	1.184.753	-7,60
CHINA	68.660	78.715	14,64	1.930.815	2.187.379	13,29
PAPUA NEW GUINEA	23		-100,00	248		-100,00
THAILAND	9.882	14.348	45,20	225.295	333.702	48,12
SINGAPORE	15.818	31.543	99,41	333.345	617.819	85,34
PHILIPPINES	257.104	417.865	62,53	3.323.267	4.769.312	43,51
MALAYSIA	65.202	114.502	75,61	1.160.360	1.837.872	58,39
BRUNEI DARUSSALAM		40	-		64	-
VIET NAM	16.358	23.053	40,93	311.673	361.044	15,84
INDIA	3.155	4.118	30,52	58.501	158.359	170,69
BANGLADESH	3.426	5.393	57,40	111.780	20.678	-81,50
ISRAEL		1.579	-		66.945	-
UNITED ARAB EMIRATES	70	579	727,30	223	6.659	2.892,72
QATAR	61	3	-95,25	245	221	-9,92
MADAGASCAR		23	-		649	-
KENYA	5		-100,00	52		-100,00
TOGO	19.119	17.083	-10,65	298.340	227.606	-23,71
GHANA	28.580	25.294	-11,50	48.211	111.708	131,71
GUINEA		1	-		4	-
SENEGAL		88	-		311	-
BURKINA FASO	5.708	332	-94,18	2.536	250	-90,14
NIGER	3		-100,00	5		-100,00
SOUTH AFRICA		267	-		631	-
MAURITIUS		10	-		382	-
DEMOCRATIC REP. OF THE CONGO	1		-100,00	15		-100,00
AUSTRALIA	121	5.948	4.822,88	1.526	139.845	9.063,30
NEW ZEALAND	56	2	-95,80	18	90	403,14
NEW CALEDONIA	2	7	325,00	66	149	126,03
EAST TIMOR	35.389	38.876	9,86	75.606	64.550	-14,62
UNITED STATES	4.725	6.299	33,31	88.869	253.547	185,30
CANADA		8	-		96	-
CHILE	69		-100,00	2.994		-100,00
ARGENTINA	1.405		-100,00	42.327		-100,00
BRAZIL	2.232	9.509	325,94	62.177	159.683	156,82
PERU	16	1.971	12.064,20	329	47.336	14.296,50
BERMUDA	15		-100,00	75		-100,00
UNITED KINGDOM	30	238	684,65	478	8.782	1.737,89
NETHERLANDS	4	10	124,74	90	195	116,67
FRANCE	43	224	420,70	737	2.495	238,69
GERMANY, FED. REP. OF	8	144	1.809,81	954	1.548	62,34
AUSTRIA		75	-		6.157	-
BELGIUM	3		-100,00	6		-100,00
SWITZERLAND		47	-		14	-
NORWAY		37	-		3.287	-
SWEDEN	1		-100,00	7		-100,00
ITALY	29.386	47.745	62,48	917.094	1.165.846	27,12
SPAIN	190	344	81,07	3.013	7.154	137,47
GREECE	52		-100,00	751		-100,00
RUSSIA FEDERATION	29	22	-23,82	1.299	836	-35,60
PITA MESIN TULIS/GAMBAR	**614.243**	**693.885**	**12,97**	**6.996.768**	**14.311.371**	**104,54**
JAPAN	7.607	7.629	0,30	153.073	210.196	37,32
HONG KONG	9.226	8.651	-6,24	132.185	300.694	127,48
KOREA, REPUBLIC OF		18	-		717	-
TAIWAN		0	-		0	-
CHINA	107.330	104.484	-2,65	1.635.040	2.025.350	23,87
THAILAND	25.844	26.418	2,22	226.361	503.066	122,24

https://www.bps.go.id

TABEL 6. PERKEMBANGAN EKSPOR INDONESIA MENURUT KOMODITI DAN NEGARA TUJUAN
JANUARI-AGUSTUS 2020 DAN 2021

KOMODITI / NEGARA TUJUAN	BERAT BERSIH (KG)		PERUB	NILAI FOB (US $)		PERUB
	JAN-AGT 2020	JAN-AGT 2021	%	JAN-AGT 2020	JAN-AGT 2021	%
(1)	(2)	(3)	(4)	(5)	(6)	(7)
SINGAPORE	244.363	208.946	-14,49	2.376.596	3.908.325	64,45
PHILIPPINES	27.560	61.516	123,21	297.673	1.155.794	288,28
MALAYSIA	26.888	38.658	43,78	230.275	641.609	178,63
BRUNEI DARUSSALAM		11	-		98	-
VIET NAM	39	546	1.291,31	444	7.298	1.544,29
INDIA	2.189		-100,00	2.022		-100,00
SRI LANKA	4		-100,00	12		-100,00
UNITED ARAB EMIRATES	19.984	56.403	182,24	180.987	1.047.853	478,97
SOUTH AFRICA		2.111	-		36.535	-
AUSTRALIA	33.821	33.267	-1,64	559.193	527.553	-5,66
EAST TIMOR	2.517	153	-93,92	1.628	482	-70,38
UNITED STATES	66.362	100.351	51,22	766.569	2.806.183	266,07
UNITED KINGDOM		0	-		0	-
NETHERLANDS		6.059	-		230.770	-
FRANCE	0		-100,00	78		-100,00
GERMANY, FED. REP. OF	40.508	38.667	-4,54	434.633	908.851	109,11
BATU BARA	**223.384.131.442**	**231.645.556.933**	**3,70**	**9.878.242.602**	**14.555.419.499**	**47,35**
JAPAN	18.994.868.381	15.019.707.000	-20,93	1.226.573.851	1.340.422.493	9,28
HONG KONG	2.866.677.138	3.533.011.000	23,24	128.870.945	265.963.837	106,38
KOREA, REPUBLIC OF	17.030.918.829	13.694.142.000	-19,59	748.666.831	757.444.339	1,17
TAIWAN	11.408.415.781	10.565.885.020	-7,39	652.242.232	677.095.603	3,81
CHINA	43.573.348.305	69.015.733.797	58,39	1.883.039.484	4.707.382.456	149,99
PAPUA NEW GUINEA	8.512.415	9.069.380	6,54	472.439	163.249	-65,45
THAILAND	11.243.132.893	10.504.263.875	-6,57	452.656.210	510.870.818	12,86
SINGAPORE	323.973.894	337.384.244	4,14	12.214.817	17.307.695	41,69
PHILIPPINES	18.614.773.547	19.360.982.479	4,01	835.940.297	1.198.922.498	43,42
MALAYSIA	17.629.047.774	17.162.583.161	-2,65	889.543.933	1.253.390.767	40,90
MYANMAR	134.510.000		-100,00	5.940.752		-100,00
CAMBODIA	2.090.807.183	1.582.937.522	-24,29	93.581.438	90.066.844	-3,76
BRUNEI DARUSSALAM	749.993.000	841.713.000	12,23	33.521.155	63.473.492	89,35
VIET NAM	12.723.987.281	11.912.783.489	-6,38	432.060.683	697.309.753	61,39
INDIA	59.121.501.611	51.215.815.632	-13,37	2.134.990.487	2.518.892.724	17,98
PAKISTAN	2.109.153.000	2.159.390.293	2,38	100.283.850	145.231.170	44,82
BANGLADESH	3.177.793.025	2.691.668.000	-15,30	161.973.255	179.997.861	11,13
SRI LANKA	68.400.000	72.600.000	6,14	3.782.355	5.272.938	39,41
UNITED ARAB EMIRATES	57.240.000	62.465.000	9,13	2.602.130	3.060.785	17,63
REUNION	80.500.000		-100,00	5.835.070		-100,00
MAURITIUS	44.000.000		-100,00	3.014.000		-100,00
AUSTRALIA	33.001.249	41	-100,00	2.536.015	10	-100,00
NEW ZEALAND	604.610.000	1.345.930.000	122,61	30.390.073	92.597.266	204,70
UNITED STATES	380.969.105	326.146.000	-14,39	21.419.509	20.220.322	-5,60
NICARAGUA		74.137.000	-		4.460.823	-
ITALY	67.093.030		-100,00	4.693.828		-100,00
GREECE	84.000.000		-100,00	3.990.000		-100,00
SLOVENIA	162.904.000	157.209.000	-3,50	7.406.963	5.871.756	-20,73
LIGNIT	**45.486.261.940**	**59.145.841.769**	**30,03**	**1.377.460.377**	**2.729.676.630**	**98,17**
HONG KONG	4	31.500.000	714.285.614,29	2	2.472.750	123.637.400,00
TAIWAN	63.500.000	64.900.000	2,20	1.920.245	3.296.931	71,69
CHINA	45.262.259.314	58.546.518.005	29,35	1.370.141.877	2.704.177.104	97,36
THAILAND		100.580.000	-		2.416.746	-
SINGAPORE	100.002.622	186.004.764	86,00	3.433.495	7.388.686	115,19
PHILIPPINES	60.500.000	75.769.000	25,24	1.964.758	4.503.709	129,22
INDIA		140.570.000	-		5.420.704	-
BITUMEN	**104.480**	**111.720**	**6,93**	**43.657**	**36.652**	**-16,05**
SINGAPORE	74.480	111.720	50,00	25.480	36.652	43,85
EAST TIMOR	30.000		-100,00	18.177		-100,00
BIJIH TEMBAGA	**521.193.051**	**1.356.156.698**	**160,20**	**859.518.921**	**3.152.466.373**	**266,77**
JAPAN	160.817.655	433.367.940	169,48	237.950.800	1.028.742.321	332,33
KOREA, REPUBLIC OF	33.257.925	197.955.475	495,21	45.997.870	457.712.995	895,07
TAIWAN		77.001.700	-		181.462.303	-
CHINA	130.356.119	286.904.416	120,09	220.863.931	611.463.864	176,85
PHILIPPINES	53.761.352	107.925.267	100,75	80.509.563	255.666.191	217,56
MALAYSIA		44.001.200	-		114.066.529	-
INDIA	40.000.000	55.000.000	37,50	79.626.035	136.037.185	70,85
GERMANY, FED. REP. OF	51.000.000	55.000.400	7,84	99.022.929	132.375.577	33,68
SPAIN	20.000.000	44.000.000	120,00	35.522.032	102.463.819	188,45
POLAND		11.000.000	-		29.758.554	-
BULGARIA	32.000.000		-100,00	60.025.761		-100,00
GEORGIA		44.000.300	-		102.717.035	-
BIJIH ZIRCONIUM, NIOBIUM, DAN TANTALUM	**46.036.060**	**32.930.030**	**-28,47**	**60.323.315**	**49.270.596**	**-18,32**
JAPAN	861.000	862.000	0,12	1.218.659	1.264.880	3,79
HONG KONG	50.000	20	-99,96	66.750	10	-99,99
KOREA, REPUBLIC OF	405.006	80.000	-80,25	554.469	119.129	-78,51
TAIWAN	1.304.004	1.100.003	-15,64	1.734.734	1.545.260	-10,92
CHINA	31.132.038	23.300.003	-25,16	39.536.609	35.487.262	-10,24
THAILAND	16.000	19.000	18,75	23.113	28.368	22,74
MALAYSIA	891.000	2.572.000	188,66	1.196.422	3.543.269	196,16
INDIA	7.425.002	3.250.000	-56,23	10.280.793	4.549.808	-55,74
IRAN (ISLAMIC REPUBLIC OF)	485.000		-100,00	822.417		-100,00
TURKEY	800.002		-100,00	1.172.508		-100,00
MEXICO	50.000		-100,00	77.511		-100,00
BRAZIL	1		-100,00	1		-100,00

https://www.bps.go.id

TABEL 6. PERKEMBANGAN EKSPOR INDONESIA MENURUT KOMODITI DAN NEGARA TUJUAN
JANUARI-AGUSTUS 2020 DAN 2021

KOMODITI / NEGARA TUJUAN	BERAT BERSIH (KG)		PERUB	NILAI FOB (US $)		PERUB
	JAN-AGT 2020	JAN-AGT 2021	%	JAN-AGT 2020	JAN-AGT 2021	%
(1)	(2)	(3)	(4)	(5)	(6)	(7)
UNITED KINGDOM	297.000	158.000	-46,80	400.275	277.120	-30,77
NETHERLANDS	1.431.000	1.134.000	-20,75	1.935.225	1.767.825	-8,65
FRANCE	81.000	378.000	366,67	95.256	537.975	464,77
ITALY	277.000		-100,00	413.827		-100,00
SPAIN	99.002		-100,00	150.762		-100,00
UKRAINE	432.002	77.004	-82,18	643.979	149.689	-76,76
LATVIA	3		-100,00	3		-100,00
RUSSIA FEDERATION	1		-100,00	1		-100,00
BIJIH BESI	**2.310.803.622**	**1.349.998.302**	**-41,58**	**63.641.110**	**64.012.645**	**0,58**
CHINA	2.260.948.164	1.349.998.302	-40,29	60.298.691	64.012.645	6,16
MALAYSIA	20.855.458		-100,00	1.887.419		-100,00
VIET NAM	29.000.000		-100,00	1.455.000		-100,00
BIJIH SENG	**24.495.640**	**19.803.150**	**-19,16**	**12.748.691**	**18.918.336**	**48,39**
CHINA	24.495.640	19.803.150	-19,16	12.748.691	18.918.336	48,39
BIJIH TIMBAL	**7.494.190**	**7.814.110**	**4,27**	**12.963.811**	**14.297.869**	**10,29**
CHINA	7.494.190	7.814.110	4,27	12.963.811	14.297.869	10,29
BIJIH TITANIUM		**17.005.500**	**-**		**5.009.104**	**-**
CHINA		17.005.500	-		5.009.104	-
BIJIH LOGAM LAINNYA	**14.359.393.618**	**10.462.746.488**	**-27,14**	**411.328.065**	**332.290.231**	**-19,22**
JAPAN		29	-		1	-
CHINA	14.357.631.696	10.461.316.395	-27,14	410.342.282	331.552.779	-19,20
INDIA	27.500		-100,00	10.120		-100,00
IRAN (ISLAMIC REPUBLIC OF)	1.732.500	1.430.000	-17,46	971.073	737.376	-24,07
AUSTRALIA	1.857		-100,00	4.440		-100,00
CANADA	65	24	-63,08	150	64	-57,64
UNITED KINGDOM		40	-		12	-
BATU KERIKIL	**3.319.286.013**	**6.460.168.405**	**94,63**	**19.740.381**	**39.275.460**	**98,96**
JAPAN	358.183	396.021	10,56	61.148	68.749	12,43
HONG KONG		20.950	-		2.683	-
KOREA, REPUBLIC OF	1.308.610	3.646.025	178,62	174.136	526.523	202,36
TAIWAN	4.230.903	4.013.420	-5,14	383.936	434.767	13,24
CHINA	322.727	210.454	-34,79	42.840	34.126	-20,34
THAILAND	21.000	78.806	275,27	8.350	12.221	46,36
SINGAPORE	3.266.866.600	6.447.241.640	97,35	17.612.095	37.498.425	112,91
PHILIPPINES	18.560		-100,00	9.700		-100,00
MALAYSIA	339.920	219.470	-35,43	43.400	30.957	-28,67
BRUNEI DARUSSALAM	35.618.000	26.700	-99,93	208.060	4.785	-97,70
MALDIVES	26.781	4.375	-83,66	4.513	678	-84,99
INDIA	31.940	14.400	-54,92	4.496	7.389	64,36
IRAQ		15.000	-		2.164	-
KUWAIT		76.000	-		17.404	-
CYPRUS		23.000	-		3.880	-
EGYPT	159.500		-100,00	25.519		-100,00
REUNION	400	960	140,00	44	264	501,35
SEYCHELLES	2.992		-100,00	568		-100,00
MAURITIUS	1.370	20.350	1.385,40	627	3.411	444,17
AUSTRALIA	1.053.343	1.300.838	23,50	160.152	206.368	28,86
NEW ZEALAND	1.000	23.400	2.240,00	275	3.557	1.193,45
NEW CALEDONIA	12.157	1.750	-85,61	1.709	143	-91,64
UNITED STATES	7.553.434	2.166.305	-71,32	752.753	305.694	-59,39
CANADA	87.996	42.000	-52,27	14.319	6.720	-53,07
BRAZIL	28.624	37.500	31,01	7.145	7.022	-1,71
PUERTO RICO		5.200	-		2.384	-
COSTA RICA	78.000	13.400	-82,82	6.240	2.358	-62,21
ARUBA		730	-		130	-
FRENCH POLYNESIA	81.772	66.534	-18,63	13.077	6.536	-50,01
TURKS AND CAICOS ISLANDS	600		-100,00	107		-100,00
GUADELOUPE	2.000		-100,00	321		-100,00
UNITED KINGDOM	324.270	70.810	-78,16	73.114	12.590	-82,78
NETHERLANDS	1.658	1.200	-27,61	829	198	-76,11
FRANCE	124.050	64.090	-48,34	23.627	9.107	-61,46
GERMANY, FED. REP. OF	122.139	112.450	-7,93	25.116	23.902	-4,83
BELGIUM	27.575	41.600	50,86	1.499	5.882	292,31
SWEDEN	2.800	2.400	-14,29	273	229	-16,19
FINLAND	152.000	76.000	-50,00	24.915	12.125	-51,33
IRELAND	54.000	27.000	-50,00	8.430	3.780	-55,16
ITALY	14	117	732,93	57	85	48,54
SPAIN	17.500	527	-96,99	3.137	42	-98,66
PORTUGAL		284	-		161	-
GREECE	103.801	95.000	-8,48	23.249	16.385	-29,52
POLAND	20.795	11.700	-43,74	2.121	1.638	-22,77
LITHUANIA	104.000		-100,00	14.560		-100,00
RUSSIA FEDERATION	25.000		-100,00	3.925		-100,00
BATU HIAS DAN BATU BANGUNAN	**13.064.260**	**13.974.794**	**6,97**	**1.829.894**	**1.787.216**	**-2,33**
JAPAN	194.000	163.000	-15,98	52.651	42.679	-18,94
KOREA, REPUBLIC OF	596.876	4.925	-99,17	93.468	650	-99,30
TAIWAN	1.762.206	1.127.317	-36,03	191.027	131.664	-31,08
CHINA	10.077.937	11.728.482	16,38	1.337.695	1.450.862	8,46
THAILAND	122.800	171.100	39,33	39.756	35.700	-10,20
SINGAPORE	8.052	17.057	111,84	1.265	8.248	552,20
MALAYSIA	55.040	153.656	179,17	18.588	15.261	-17,90

https://www.bps.go.id

TABEL 6. PERKEMBANGAN EKSPOR INDONESIA MENURUT KOMODITI DAN NEGARA TUJUAN
JANUARI-AGUSTUS 2020 DAN 2021

KOMODITI / NEGARA TUJUAN	BERAT BERSIH (KG)		PERUB	NILAI FOB (US $)		PERUB
	JAN-AGT 2020	JAN-AGT 2021	%	JAN-AGT 2020	JAN-AGT 2021	%
(1)	(2)	(3)	(4)	(5)	(6)	(7)
VIET NAM		165.302	-		17.400	-
MALDIVES		13	-		149	-
INDIA	25.950	186.811	619,89	4.323	26.718	517,99
SAUDI ARABIA	41.583	103.882	149,82	6.951	13.660	96,52
MAURITIUS	3.325		-100,00	4.118		-100,00
AUSTRALIA	53.375	16.950	-68,24	24.965	6.020	-75,88
UNITED STATES	17.080	2.607	-84,74	15.503	4.359	-71,88
BRAZIL		6.028	-		4.519	-
UNITED KINGDOM	1.120	12.600	1.025,00	433	1.830	323,02
NETHERLANDS	8.500	34.624	307,34	4.879	6.305	29,23
FRANCE	5.398	35	-99,35	4.519	5	-99,89
GERMANY, FED. REP. OF	64.824	72.306	11,54	15.267	19.427	27,25
BELGIUM		100	-		560	-
DENMARK	570		-100,00	53		-100,00
ITALY	200		-100,00	53		-100,00
SPAIN	24.000		-100,00	14.140		-100,00
POLAND	1.426	8.000	461,09	239	1.200	401,40
ZIRCONIUM SILIKAT	**1.877.400**	**1.181.000**	**-37,09**	**2.867.159**	**1.809.474**	**-36,89**
JAPAN	200.000	180.000	-10,00	298.498	276.494	-7,37
KOREA, REPUBLIC OF	563.300	516.000	-8,40	844.453	785.161	-7,02
TAIWAN	25.000		-100,00	36.863		-100,00
CHINA	170.000	60.000	-64,71	257.175	91.945	-64,25
THAILAND	19.000	101.000	431,58	29.159	148.877	410,56
MALAYSIA	25.000		-100,00	43.831		-100,00
INDIA	800.000	252.000	-68,50	1.233.817	374.226	-69,67
PAKISTAN		52.000	-		96.420	-
BANGLADESH	50.000		-100,00	80.100		-100,00
TURKEY	100		-100,00	138		-100,00
BRAZIL	25.000	20.000	-20,00	43.125	36.350	-15,71
BATU APUNG DAN SEJENISNYA	**67.438.998**	**80.856.419**	**19,90**	**4.959.257**	**6.416.574**	**29,39**
JAPAN	301.320	358.450	18,96	45.770	60.720	32,66
HONG KONG	24.150	25.307	4,79	2.300	2.336	1,55
KOREA, REPUBLIC OF	6.281.105	6.261.245	-0,32	647.906	646.020	-0,29
TAIWAN	327.450	237.150	-27,58	25.013	29.058	16,17
CHINA	52.554.331	61.722.425	17,44	3.487.111	4.278.292	22,69
THAILAND	2.693.811	4.988.818	85,20	284.106	542.067	90,80
SINGAPORE	325.162	901.222	177,16	37.537	154.904	312,67
PHILIPPINES		500	-		595	-
MALAYSIA	586.910	606.950	3,41	48.177	58.537	21,50
CAMBODIA	772.062	1.040.993	34,83	62.378	79.929	28,14
VIET NAM	3.535.094	4.097.435	15,91	313.415	436.647	39,32
INDIA		25.300	-		2.990	-
BANGLADESH		420.000	-		21.000	-
QATAR		170.100	-		17.900	-
AUSTRALIA	12.517	160	-98,72	3.160	68	-97,85
UNITED STATES	4	5	31,75	85	62	-26,98
CANADA		2	-		37	-
JAMAICA	25.080		-100,00	2.280		-100,00
NETHERLANDS		0	-		42	-
GERMANY, FED. REP. OF		358	-		85.371	-
POLAND	2		-100,00	17		-100,00
ASPAL	**65.239.477**	**332.011**	**-99,49**	**2.755.768**	**41.645**	**-98,49**
JAPAN	100		-100,00	0		-100,00
CHINA	65.213.101	330.000	-99,49	2.739.456	41.250	-98,49
SINGAPORE	7	8	23,08	5	51	920,00
SOLOMON ISLANDS		2.000	-		342	-
EAST TIMOR	26.269		-100,00	16.306		-100,00
FRANCE		3	-		1	-
TANAH DAN TANAH LIAT	**58.265.676**	**101.060.303**	**73,45**	**4.744.475**	**7.823.631**	**64,90**
JAPAN	194.009	201.089	3,65	46.369	46.630	0,56
KOREA, REPUBLIC OF	1.381.004	1.399.800	1,36	242.817	239.604	-1,32
TAIWAN	1.894.500	2.378.202	25,53	315.446	418.391	32,64
CHINA	30.961.219	59.764.515	93,03	1.201.655	2.511.874	109,03
THAILAND	1.838.032	1.682.003	-8,49	317.767	298.140	-6,18
SINGAPORE	113.000	124.000	9,73	15.916	18.054	13,43
MALAYSIA	7.676.706	14.946.317	94,70	924.789	1.809.856	95,70
VIET NAM	9.057.500	12.467.857	37,65	1.083.895	1.509.626	39,28
INDIA	1.737.006	2.496.005	43,70	81.503	144.934	77,83
PAKISTAN		3	-		1	-
BANGLADESH	2.855.000	4.892.507	71,37	491.565	782.964	59,28
SRI LANKA	7.700	5	-99,94	1.648	2	-99,88
IRAN (ISLAMIC REPUBLIC OF)		408.000	-		30.600	-
TANZANIA, UNITED REP. OF	550.000	300.000	-45,45	21.105	12.955	-38,62
BAHAN MINERAL LAINNYA	**255.039.859**	**965.770.814**	**278,67**	**5.677.772**	**17.765.684**	**212,90**
JAPAN	8.794.123	10.495.026	19,34	506.045	723.273	42,93
KOREA, REPUBLIC OF	161.457	62.000	-61,60	52.905	20.193	-61,83
TAIWAN	30.977	56.785	83,31	17.076	34.148	99,97
CHINA	224.805.677	936.972.460	316,79	3.436.667	15.568.741	353,02
PAPUA NEW GUINEA	819	3.684	349,68	1.142	11.988	949,34
THAILAND	93.012	46.954	-49,52	86.264	13.963	-83,81
SINGAPORE	2.532	4.608	82,01	1.166	1.872	60,51
PHILIPPINES	294		-100,00	1.889		-100,00
MALAYSIA	10.226.204	7.275.134	-28,86	511.974	385.853	-24,63

https://www.bps.go.id

TABEL 6. PERKEMBANGAN EKSPOR INDONESIA MENURUT KOMODITI DAN NEGARA TUJUAN
JANUARI-AGUSTUS 2020 DAN 2021

KOMODITI / NEGARA TUJUAN	BERAT BERSIH (KG)		PERUB	NILAI FOB (US $)		PERUB
	JAN-AGT 2020	JAN-AGT 2021	%	JAN-AGT 2020	JAN-AGT 2021	%
(1)	(2)	(3)	(4)	(5)	(6)	(7)
MYANMAR	25		-100,00	21		-100,00
BRUNEI DARUSSALAM		3.000	-		1.449	-
NEPAL	2.500		-100,00	2.504		-100,00
VIET NAM		24.000	-		6.480	-
MALDIVES		7	-		70	-
INDIA	1.000	9.020	802,00	284	30.062	10.503,72
BANGLADESH	8.205.954	10.258.432	25,01	589.427	690.571	17,16
SRI LANKA	22.000	75	-99,66	165.000	62	-99,96
AUSTRALIA	93.589	34.634	-62,99	38.143	13.244	-65,28
NEW ZEALAND	1.300		-100,00	234		-100,00
FIJI	2.060.120	3.580	-99,83	40.577	4.014	-90,11
KIRIBATI	1.839		-100,00	3.857		-100,00
EAST TIMOR	121	24.208	19.906,61	136	2.218	1.524,94
UNITED STATES	25.258	20.045	-20,64	5.745	81.538	1.319,30
CANADA		60	-		552	-
BRAZIL		34.445	-		6.545	-
NETHERLANDS ANTILLES		2.310	-		907	-
UNITED KINGDOM	127.370	74.320	-41,65	48.025	13.173	-72,57
NETHERLANDS	57.485	72.455	26,04	10.135	15.364	51,60
FRANCE	16.225	2.737	-83,13	3.356	1.528	-54,47
GERMANY, FED. REP. OF	277.579	266.319	-4,06	149.690	128.817	-13,94
ITALY	16.200	45	-99,72	2.754	304	-88,96
SPAIN	16.200		-100,00	2.754		-100,00
PORTUGAL		4.122	-		2.366	-
POLAND		19.000	-		3.800	-
RUSSIA FEDERATION		1.350	-		2.592	-
GAS ALAM DAN BUATAN	**61**		**-100,00**	**180**		**-100,00**
SINGAPORE	7		-100,00	5		-100,00
UNITED KINGDOM	4		-100,00	150		-100,00
GERMANY, FED. REP. OF	50		-100,00	25		-100,00
BARANG BUKAN LOGAM DAUR ULANG	**3.821.789**	**5.952.423**	**55,75**	**2.961.492**	**4.612.463**	**55,75**
JAPAN	207.115	193.351	-6,65	193.929	256.488	32,26
KOREA, REPUBLIC OF	1.081.000	1.097.001	1,48	948.759	982.994	3,61
TAIWAN		18.000	-		7.592	-
CHINA	2.451.361	4.119.532	68,05	1.744.421	3.141.551	80,09
THAILAND	42.000	518.140	1.133,67	43.182	219.767	408,93
SINGAPORE	313		-100,00	12.201		-100,00
MALAYSIA		6.400	-		4.070	-
PERU	40.000		-100,00	19.000		-100,00
RONGSOKAN KAPAL		**2.499**	**-**		**23.400**	**-**
MALAYSIA		2.499	-		23.400	-
TOTAL EKSPOR	**378.071.912.148**	**414.481.769.598**	**9,63**	**103.074.241.237**	**143.683.218.189**	**39,40**

https://www.bps.go.id

DATA

MENCERDASKAN BANGSA

https://www.bps.go.id

BADAN PUSAT STATISTIK
Jl. dr. Sutomo No. 6-8 Jakarta 10710
Telp : (021) 3841195, 3842508, 3810291-4, Fax : (021) 3857046
Homepage : http://www.bps.go.id *E-mail* : bpshq@bps.go.id

ISSN 2745-3995
9 772745 399503