

KATALOG BPS : 8202016.64

# STATISTIK EKSPOR KALIMANTAN TIMUR (EXPORT STATISTICS OF KALIMANTAN TIMUR ) 2011



BADAN PUSAT STATISTIK  
PROVINSI KALIMANTAN TIMUR

# STATISTIK EKSPOR KALIMANTAN TIMUR EXPORT STATISTICS OF KALIMANTAN TIMUR TAHUN 2011

ISSN: 1907-1841

Nomor Publikasi/*Publication Number*: 64.540.12.04

Katalog BPS/*BPS Catalogue*: 8202016.64

Ukuran Buku/ *Book Size*: 21,0 Cm x 29,7 Cm

Jumlah Halaman/ *Pages*: 81 halaman/*pages*

*Naskah/Manuscript* :

Bidang Statistik Distribusi

*Distribution Statistics Division*

*Gambar Kulit/Cover Design* :

Bidang Statistik Distribusi

*Distribution Statistics Division*

*Diterbitkan Oleh/ Published by* :

Badan Pusat Statistik (BPS) Provinsi Kalimantan Timur

*BPS-Statistics of Kalimantan Timur Province*

Boleh dikutip dengan menyebutkan sumbernya

*Could be cited with reference to the source*



# KATA PENGANTAR

Publikasi “**Statistik Ekspor Kalimantan Timur Tahun 2011**” merupakan publikasi tahunan yang diterbitkan oleh Badan Pusat Statistik (BPS) Provinsi Kalimantan Timur.

Publikasi ini menyajikan data ekspor menurut jenis barang, negara tujuan dan pelabuhan ekspor, berdasarkan hasil pengolahan dokumen PEB (Pemberitahuan Ekspor Barang) tahun 2011.

Selain itu juga sebagai bahan perbandingan secara total, di sajikan pula data series dari tahun 2002 sampai dengan tahun 2011, termasuk laju pertumbuhan Ekspor Kalimantan Timur, yang dirinci menurut ekspor migas dan non migas.

Mudah-mudahan publikasi ini dapat membantu kebutuhan para konsumen data ekspor Kalimantan Timur. Terimakasih disampaikan kepada semua pihak yang telah membantu BPS Provinsi Kalimantan Timur sehingga penyajian publikasi ini dapat terlaksana.

Samarinda, Juli 2012  
Badan Pusat Statistik  
Provinsi Kalimantan Timur  
Kepala,

**JOHNY ANWAR**  
NIP. 19540610 197703 1 002

## **PREFACE**

*The 2011 Export Statistics of Kalimantan Timur is an annual publication, published by the BPS Kalimantan Timur.*

*This publication contains about data of export, which arrange by commodity, country of destination, and port of exportation, were based on the 2011 export declaration, from processed.*

*For comparison, this publication also presents, data series of total export and growth of export in Kalimantan Timur, by export of oil and gas, and others.*

*Hopefully this publication would be able to meet the need of consumers of export statistic of Kalimantan Timur. Finally, deep gratitudes are due to many agencies which cooperated with the BPS Kalimantan Timur in making it possible to bring out this publication.*

*Samarinda, July 2012*

*BPS Statistics of  
Kalimantan Timur Province  
Head,*

**JOHNY ANWAR**  
NIP. 19540610 197703 1 002

## DAFTAR ISI / TABLE OF CONTENTS

	Hal/Page
KATA PENGANTAR/PREFACE.....	i/ii
DAFTAR ISI/ TABLE OF CONTENTS.....	iii
DAFTAR GRAFIK / LIST OF GRAPHS .....	iv
DAFTAR LAMPIRAN / LIST OF APPENDIX .....	v
PENJELASAN/EXPLANATORY NOTES.....	1/4
ULASAN SINGKAT/BRIEF DESCRIPTION.....	7/15
A Pendahuluan / Introduction .....	7/15
B Perkembangan Ekspor / Export Development .....	7/15
C Ekspor Kalimantan Timur Tahun 2011 / Kalimantan Timur Export in 2011 .....	9/16
Tabel-Tabel/Tables	
Tabel/Table A. Berat dan Nilai Ekspor Provinsi Kalimantan Timur Menurut Pelabuhan Utama, Tahun 2011 / Weight and Value of Kalimantan Timur Export by Major Port of Exportation, 2011.....	9/17
Tabel/Table B. Berat dan Nilai Ekspor Provinsi Kalimantan Timur Menurut Benua Tujuan Tahun 2011/ Weight and Value of Kalimantan Timur Export by Continent of Destination, 2011.....	11/18
Tabel/Table C. Berat dan Nilai Ekspor Provinsi Kalimantan Timur Menurut Negara Tujuan Utama, Tahun 2011/Weight and Value of Kalimantan Timur Export by Major Country of Destination, 2011.....	12/20
Tabel/Table D. Berat dan Nilai Ekspor Provinsi Kalimantan Timur Menurut 21 Golongan Barang Utama Tahun 2011/Weight and Value of Kalimantan Timur Export by Major 21 Commodity Group, 2011.....	13/21
Tabel/Table E. Berat dan Nilai Ekspor Provinsi Kalimantan Timur Menurut Komoditi (HS 10 Digit) Utama, Tahun 2011/Weight and Value of Kalimantan Timur Export by Major Commodity 10 Digit HS, 2011.....	14/22
LAMPIRAN .....	23 - 74

## DAFTAR GRAFIK /LIST OF GRAPHS

		Hal/Page
Grafik/Graph	1. Perkembangan Nilai Ekspor Provinsi Kalimantan Timur Tahun 2002 - 2011/ <i>Trend of Kalimantan Timur Export Value 2002 - 2011</i> .....	8/16
Grafik/Graph	2. Nilai Ekspor Provinsi Kalimantan Timur Menurut Pelabuhan Muat Utama, Tahun 2011 (persen)/ <i>Kalimantan Timur Export Value by Major Port, 2011 (%)</i> .....	10/17
Grafik/Graph	3. Nilai Ekspor Provinsi Kalimantan Timur Menurut Benua Tujuan, Tahun 2011 (Persen)/ <i>Kalimantan Timur Export Value by Continent of Destination, 2011 (%)</i> .....	11/19

## DAFTAR LAMPIRAN /LIST OF APPENDIX

		Hal/Page
Tabel/Table	1. Perkembangan Nilai Ekspor Migas dan Non Migas Provinsi Kalimantan Timur/ <i>Trend of Kalimantan Timur Export Value by Commodity Group, (Oil &amp; Gas and Non Oil &amp; Gas), (US\$ 000) 2001 - 2011</i> .....	23
Tabel/Table	2. Laju Pertumbuhan Nilai Ekspor Provinsi Kalimantan Timur/ <i>Growth Rate of Kalimantan Timur Export Value, 2001-2011</i> .....	24
Tabel/Table	3. Nilai Ekspor Provinsi Kalimantan Timur Menurut Pelabuhan Muat dan Golongan Barang / <i>Export Value of Kalimantan Timur by Port and Commodity Group, 2011 (FOB US\$)</i> .....	25
Tabel/Table	4. Berat dan Nilai Ekspor Provinsi Kalimantan Timur Menurut Pelabuhan Muat/ <i>Weight and Value of Kalimantan Timur Export by Port, 2011 (FOB US\$)</i> .....	26
Tabel/Table	5. Berat dan Nilai Ekspor Provinsi Kalimantan Timur Menurut Benua/ <i>Weight and Value of Kalimantan Timur Export by Continent of Destination, 2011 (FOB US\$)</i> .....	27
Tabel/Table	6. Berat dan Nilai Ekspor Provinsi Kalimantan Timur Menurut Negara/ <i>Weight and Value of Kalimantan Timur Export by Country of Destination, 2011 (FOB US\$)</i> .....	28
Tabel/Table	7. Berat dan Nilai Ekspor Provinsi Kalimantan Timur Menurut 21 Golongan Barang/ <i>Weight and Value of Kalimantan Timur Export by 21 Commodity Group, 2011(FOB US\$)</i> .....	32
Tabel/Table	8. Berat dan Nilai Ekspor Provinsi Kalimantan Timur Menurut Golongan Barang (HS) 2 Digit/ <i>Weight and Value of Kalimantan Timur Export by Commodity 2 Digit HS, 2011 (FOB US\$)</i> .....	33
Tabel/Table	9. Berat dan Nilai Ekspor Provinsi Kalimantan Timur Menurut Komoditi (HS) 10 Digit/ <i>Weight and Value of Kalimantan Timur Export by Commodity 10 Digit HS, 2011 (FOB US\$)</i> .....	38

# PENJELASAN

## 1. DAERAH PENCATATAN

Daerah pencatatan statistik dalam publikasi ini meliputi pelabuhan-pelabuhan yang berada di wilayah Kalimantan Timur.

## 2. SUMBER DATA

Data ekspor dikumpulkan ber-dasarkan dokumen ekspor/ Pemberitahuan Ekspor Barang (PEB) yang diisi oleh Eksportir dan telah diberikan ijin muat oleh Bea dan Cukai serta dilegalisir oleh Bank Devisa.

## 3. SISTEM PERDAGANGAN

Pencatatan Statistik perdagangan luar negeri menggunakan sistem perdagangan umum (*general trade*) dimana pencatatan dilakukan dari dokumen PEB yang dimuat dari pelabuhan di seluruh wilayah Indonesia termasuk kawasan berikut.

## 4. RUANG LINGKUP

- ⇒ Pencatatan Statistik Ekspor meliputi seluruh barang-barang yang keluar dari wilayah Kalimantan Timur yang bersifat komersial maupun bukan komersial seperti bantuan barang kredit lunak, hadiah dan sebagainya.
- ⇒ Ekspor kapal laut dan pesawat udara termasuk dalam statistik ekspor, sedangkan ekspor bunker oil untuk kapal tidak tercatat dalam publikasi ini.
- ⇒ Barang-barang yang diolah di luar negeri tetap dicatat sebagai ekspor, meskipun hasil olahan barang tersebut akan kembali masuk ke wilayah Kalimantan Timur.
- ⇒ Barang-barang di bawah ini tidak termasuk di dalam statistik ekspor
  - a. Pakaian & barang-barang perhiasan penumpang.
  - b. Barang-barang yang dikirim untuk perwakilan Indonesia di luar negeri.
  - c. Barang-barang untuk ekspedisi dan ekshibisi/pameran.



- d. Pembungkus/peti kemas untuk diisi diluar negeri.
- e. Uang dan Surat-surat berharga.
- f. Barang-barang contoh.
- g. Barang-barang yang dikirim keluar negeri untuk diperbaiki.

## **5. SISTEM PENGOLAHAN**

Data dalam publikasi ini mencakup dokumen-dokumen Ekspor tahun 2011 yang diterima oleh Badan Pusat Statistik sejak awal Januari 2011 sampai dengan 31 Desember 2011. Sistem pengolahan menggunakan "Carry Over". Dengan metode ini dokumen-dokumen dari daerah ditunggu selama satu bulan setelah bulan berjalan. Dokumen-dokumen yang datang terlambat akan dimasukkan dalam pengolahan bulan berikutnya. Metode "Carry over" ini sangat membantu mempercepat pengolahan data, disamping itu telah diteliti bahwa metode ini tidak begitu berpengaruh terhadap ekspor yang disebabkan "carry over" berikutnya.

## **6. KLASIFIKASI JENIS BARANG**

Penggolongan barang didalam publikasi ini menggunakan Klasifikasi Tarif Indonesia 1989 yang didasarkan atas Harmonized System (HS).

## **7. PERIODE REFERENSI**

Periode penentuan ekspor adalah tanggal diberikannya izin muat barang tersebut oleh pejabat Bea & Cukai setelah diadakan pemeriksaan seperlunya.

## **8. NILAI BARANG**

Nilai barang yang dicatat untuk statistik Ekspor adalah nilai FOB (US\$).

## **9. NEGARA TUJUAN**

Yang dimaksud dengan negara tujuan adalah negara dimana barang tersebut akan dikonsumsi / diperdagangkan.

## **10. SATUAN BARANG**

Sejak tahun 1975 ekspor disajikan dalam berat bersih (Kg) meskipun demikian untuk beberapa jenis barang disajikan pula buah, ekor, lembar, liter, dozen, pasang, unit dan sebagainya.

## **11. PELABUHAN EKSPOR**

Yang dimaksud dengan pelabuhan ekspor adalah pelabuhan dimana surat izin muat tersebut dikeluarkan.

<http://kaltim.bps.go.id>

# EXPLANATORY NOTES

## 1. AREA OF RECORDINGS

*The statistics recording area in this publication covers the entire territory of the East Kalimantan.*

## 2. SOURCE OF DOCUMENTS

*The data compiled based on export documents/Export Declaration (PEB), filled out by the Exporters approved by the Customs & Excises and legalized by foreign exchange bank.*

## 3. TRADE SYSTEM

*Recording of Foreign Trade Statistics apply the general trade system, where the documents recorded from the whole port in Indonesia including bounded warehouse.*

## 4. COVERAGE

- ⇒ *The recording Export statistics covers all goods leaving the territory of the East Kalimantan, both the commercial, as well as non commercial goods, such as goods with soft loans, grants/gifts, etc .*
- ⇒ *Ocean going ships and air planes are included in the statistics, while the export of bunker oil for ships is not presented in this publication.*
- ⇒ *Goods processed abroad, are still recorded as export although the results of this processing will return to, and enter on the territory of the East Kalimantan.*
- ⇒ *The following goods are not included in the statistics :*
  - a. *Clothes and jewelry of passangers.*
  - b. *Goods exported for the Indonesian representative abroad.*
  - c. *Goods for expeditions and exhibition/shows.*
  - d. *Packings/containers to be filled abroad.*
  - e. *Banknotes and securities*
  - f. *Sample goods*
  - g. *Repaired goods*

## **5. PROCESSING SYSTEM**

*The data in this publication cover export documents of 2011 received by BPS Statistics of Indonesia since the beginning of January 2011 through December 31, 2011. The carry over system is applied in this processing.*

*The deadline of a certain month is one month after the reference period, which means the end of the following month. The documents accepted after the deadline is considered as document of the following month. The method of carry over was very helpful to speed up data processing, beside that it was researched that the method was not significantly affected by the carry over data.*

## **6. COMMODITY CLASSIFICATION**

*The classification of goods in this publication applies the 1989 Indonesia Tariff Classification, which is based on the Harmonized System (HS).*

## **7. REFERENCE PERIOD**

*The period for export determination is the date of issuance of the Goods Loading Permit by the Customs & Excises official, after the necessary examination has been conducted.*

## **8. COMMODITY VALUATION**

*The goods value recorded for the Export Statistics, is the FOB value (US\$).*

## **9. COUNTRY OF DESTINATION**

*Country of destination is the country known at the time of dispatch to be the final country where goods are to be delivered*

## **10. UNIT OF COMMODITY**

*Since 1975, export has been presented in net weight (kg); nevertheless, several types of goods are also presented in piece, sheet, litre, dozen pairs, units, etc.*

## 11. PORT OF EXPORT

*Port of export is the port where the Loading permit is issued.*

<http://kaltim.bps.go.id>

# ULASAN SINGKAT

## A. Pendahuluan

Perdagangan luar negeri merupakan sektor ekonomi yang sangat berperan dalam menunjang pembangunan. Dari kegiatan ekspor dapat diperoleh devisa yang merupakan salah satu sumber dana untuk pembangunan.

Untuk meningkatkan ekspor, pemerintah telah mengeluarkan serangkaian kebijaksanaan seperti paket deregulasi. Inti dari paket deregulasi adalah pemerintah memperluas cakupan kelompok komoditi yang mendapat fasilitas dalam kerangka Perusahaan Ekspertir Tertentu (PET).

Pada tahun 2011 kegiatan perdagangan luar negeri Kalimantan Timur khususnya ekspor mengalami peningkatan sebesar 51,19 persen. Peningkatan nilai ekspor Kalimantan Timur pada tahun 2011 apabila diamati dari golongan barang, disebabkan oleh peningkatan barang-barang non migas sebesar 175,22 persen. Sedangkan untuk migas mengalami peningkatan sebesar 64,81 persen terhadap tahun sebelumnya.

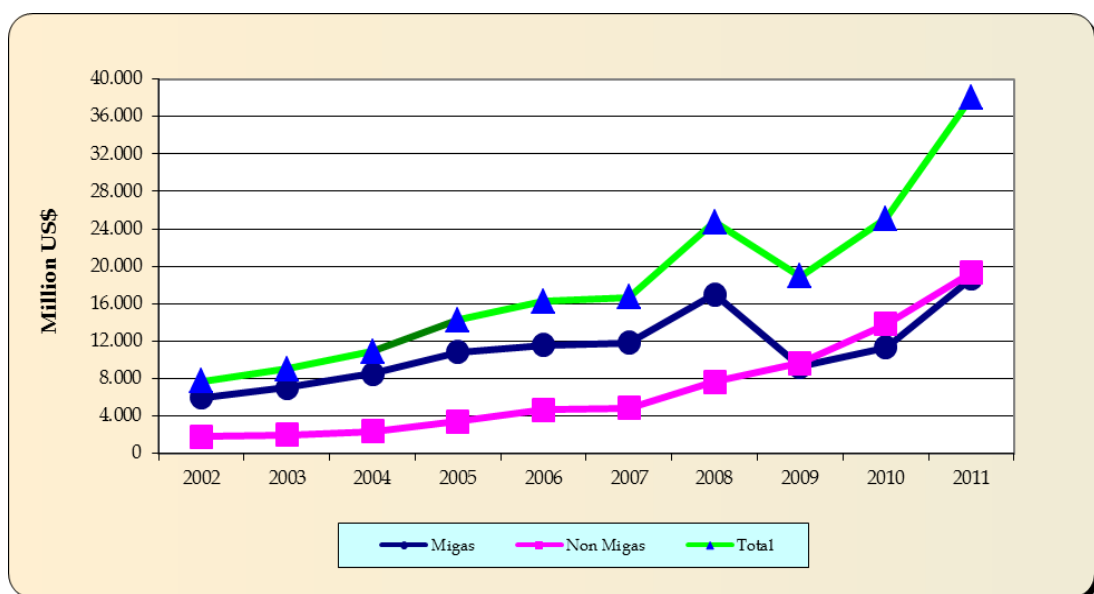
## B. Perkembangan Ekspor

Nilai ekspor Kalimantan Timur selama sepuluh tahun terakhir (2002 - 2011) mengalami perkembangan yang cukup berarti, yakni dari US\$ 7,75 milyar pada tahun 2002 menjadi US\$ 37,97 milyar pada tahun 2011, atau meningkat sebesar 390,15 persen. Peningkatan

nilai ekspor tersebut selain didukung oleh ekspor migas juga ekspor non migas. Migas yang selama ini merupakan ekspor andalan Kalimantan Timur meningkat sebesar 64,81 persen, yakni dari US\$ 5,96 milyar pada tahun 2002 menjadi US\$ 18,66 milyar pada tahun 2011. Namun, ekspor non migas mengalami peningkatan melebihi ekspor migas, yakni dari US\$ 1,78 milyar pada tahun 2002 menjadi US\$ 19,32 milyar pada tahun 2011 atau meningkat sebesar 980,20 persen.

Perkembangan nilai ekspor Kalimantan Timur selama sepuluh tahun terakhir setiap tahunnya cenderung meningkat. Komoditi migas yang selama ini merupakan primadona ekspor Kalimantan Timur ke berbagai negara di dunia, peranannya mengalami penurunan pada tahun 2009, 2010 dan 2011 yakni hanya sebesar 49,10%, 45,07% dan 49,13% dari total nilai ekspor.

**Grafik 1. Perkembangan Nilai Ekspor Provinsi Kalimantan Timur, Tahun 2002 - 2011**



### C. Ekspor Kalimantan Timur Tahun 2011

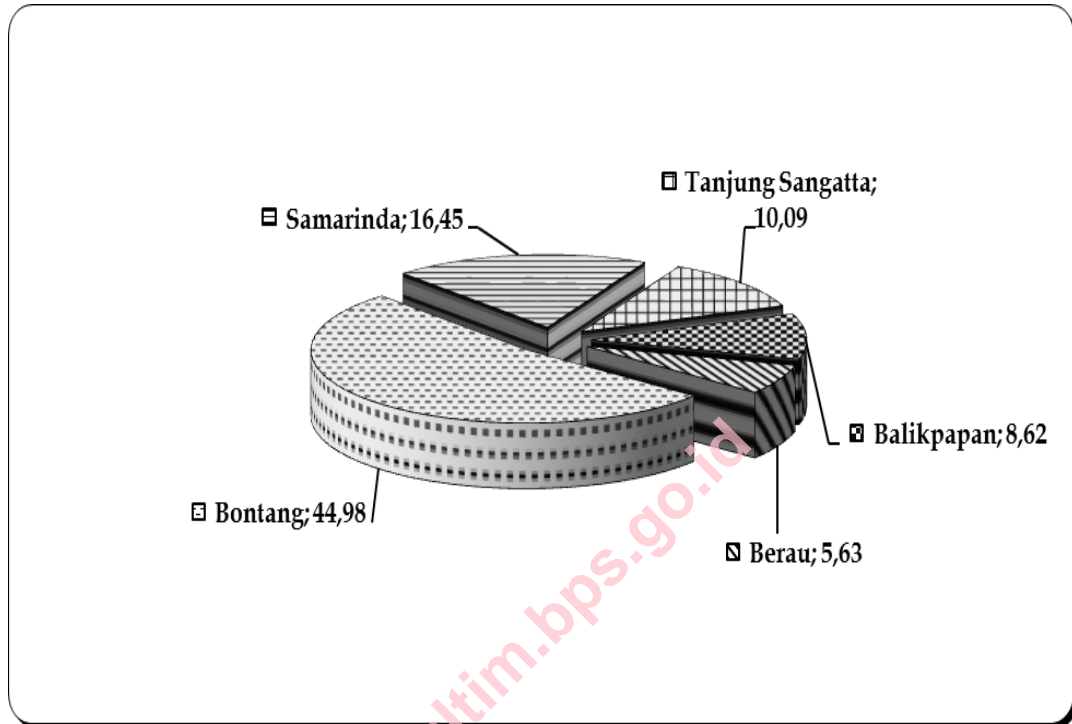
Ekspor Kalimantan Timur tahun 2011 dimuat melalui 18 (delapan belas) pelabuhan yang ada di Kalimantan Timur. Dari delapan belas pelabuhan ekspor tersebut bila diamati dari peran masing-masing pelabuhan, maka pelabuhan Bontang merupakan pelabuhan yang memuat barang ekspor terbesar pada tahun 2011 yakni sebesar 44,98 persen dari total nilai ekspor Kalimantan Timur, atau senilai US\$ 17,08 milyar dengan komoditi ekspor terbesar berupa komoditi migas. Pelabuhan yang memuat komoditi ekspor terbesar kedua dan ketiga adalah pelabuhan Samarinda dan Tanjung Sangatta dengan nilai ekspor sebesar US\$ 6,25 milyar dan US\$ 3,83 milyar atau 16,45 persen dan 10,09 persen dari total nilai ekspor Kalimantan Timur tahun 2011. Selebihnya dimuat dari pelabuhan-pelabuhan lainnya yang dapat dilihat pada Tabel A.

**Tabel A. Berat dan Nilai Ekspor Provinsi Kalimantan Timur Menurut Pelabuhan Utama, Tahun 2011**

No	Pelabuhan	Berat (Kg)	Nilai (US\$)	Peranan (%)	
				Berat	Nilai
1.	Bontang	40.710.135.805	17.079.807.643	16,51	44,98
2.	Samarinda	80.948.955.897	6.245.798.062	32,83	16,45
3.	Tanjung Sangatta	39.469.054.167	3.830.437.462	16,01	10,09
4.	Balikpapan	14.004.853.329	3.274.388.510	5,68	8,62
5.	Berau	28.688.234.742	2.138.903.001	11,64	5,63
6.	Lainnya	42.717.814.192	5.404.817.347	17,33	14,23
<b>Total</b>		<b>246.539.048.132</b>	<b>37.974.152.025</b>	<b>100,00</b>	<b>100,00</b>



**Grafik 2. Nilai Ekspor Provinsi Kalimantan Timur Menurut Pelabuhan Muat Utama, Tahun 2011 (Persen)**

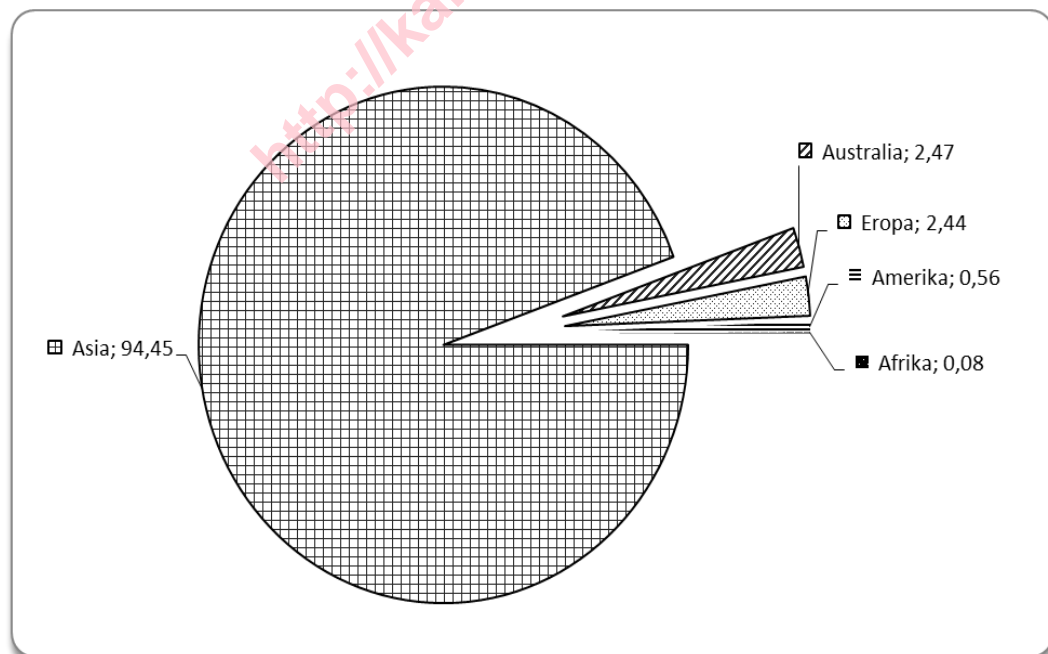


Barang-barang ekspor Kalimantan Timur tahun 2011 ditujukan ke berbagai negara di lima benua. Benua Asia merupakan tujuan ekspor terbesar dengan nilai mencapai US\$ 35,87 milyar atau sebesar 94,45 persen dari total nilai ekspor Kalimantan Timur. Berikutnya benua Australia dan Eropa masing-masing senilai US\$ 938,67 juta dan US\$ 925,79 juta atau sebesar 2,47 persen dan 2,44 persen. Selebihnya di ekspor ke benua Amerika dan Afrika masing-masing senilai US\$ 210,94 juta dan US\$ 31,07 juta.

**Tabel B. Berat dan Nilai Ekspor Provinsi Kalimantan Timur Menurut Benua Tujuan, Tahun 2011 (Persen)**

No	Benua	Berat (Kg)	Nilai (US\$)	Peranan (%)	
				Berat	Nilai
1.	Asia	236.392.656.292	35.867.681.806	95,88	94,45
2.	Australia	1.362.275.758	938.670.694	0,55	2,47
3.	Eropa	7.988.168.832	925.793.266	3,24	2,44
4.	Amerika	774.363.906	210.937.979	0,31	0,56
5.	Afrika	21.583.344	31.068.280	0,01	0,08
<b>Total</b>		<b>246.539.048.132</b>	<b>37.974.152.025</b>	<b>100,00</b>	<b>100,00</b>

**Grafik 3. Nilai Ekspor Provinsi Kalimantan Timur Menurut Benua Tujuan, Tahun 2011 (Persen)**



Menurut negara tujuan ekspor, maka Jepang merupakan negara tujuan ekspor terbesar Kalimantan Timur dengan nilai

US\$ 12,42 milyar atau sebesar 32,72 persen dari total nilai ekspor. Kemudian disusul oleh negara Republik Korea dan China masing-masing dengan nilai ekspor sebesar US\$ 6,25 milyar dan US\$ 5,23 milyar atau sebesar 16,46 persen dan 13,78 persen.

**Tabel C. Berat dan Nilai Ekspor Provinsi Kalimantan Timur Menurut Negara Tujuan Utama, Tahun 2011**

No	Negara	Berat (Kg)	Nilai (US\$)	Peranan (%)	
				Berat	Nilai
1.	Jepang	33.443.330.337	12.423.922.165	13,57	32,72
2.	Republik Korea	36.735.555.674	6.249.259.282	14,90	16,46
3.	China	65.452.993.623	5.233.001.378	26,55	13,78
4.	Taiwan	21.597.619.969	3.871.883.757	8,76	10,20
5.	Lainnya	89.309.548.529	10.196.085.443	36,23	26,85
<b>Total</b>		<b>246.539.048.132</b>	<b>37.974.152.025</b>	<b>100,00</b>	<b>100,00</b>

Menurut 21 golongan barang *Harmonized System (HS)*, produk mineral adalah golongan barang yang paling dominan diekspor dari Kalimantan Timur. Pada tahun 2011 produk mineral nilai ekspornya mencapai US\$ 36,10 milyar atau sebesar 95,06 persen dari total nilai ekspor Kalimantan Timur. Golongan barang dengan nilai ekspor terbesar berikutnya adalah produk industri kimia senilai US\$ 831,16 juta (2,19%), Lemak, minyak, malam nabati dan hewani senilai US\$ 490,08 juta (1,29%), Kayu, barang dari kayu, barang anyaman sebesar US\$ 414,69 juta (1,09%), dan Binatang hidup, produk hewani sebesar US\$ 50,07 juta (0,13%). Di luar lima golongan barang tersebut, golongan barang lainnya memiliki total nilai ekspor sebesar US\$ 91,14 juta.

**Tabel D. Berat dan Nilai Ekspor Provinsi Kalimantan Timur  
Menurut 21 Golongan Barang Utama, Tahun 2011**

Golongan Barang	Berat (Kg)	Nilai (US\$)	Peranan (%)	
			Berat	Nilai
05 Produk mineral	242.540.813.752	36.097.014.892	98,38	95,06
06 Produk industri kimia	2.028.558.900	831.165.179	0,82	2,19
03 Lemak, minyak, malam nabati dan hewani	481.137.594	490.083.205	0,20	1,29
09 Kayu, barang dari kayu, barang anyaman	1.450.966.941	414.686.549	0,59	1,09
01 Binatang hidup, produk hewani	16.181.621	50.066.293	0,01	0,13
Lainnya	21.389.324	91.135.907	0,01	0,24
<b>Total</b>	<b>246.539.048.132</b>	<b>37.974.152.025</b>	<b>100,00</b>	<b>100,00</b>

Selain berdasarkan 21 golongan barang, ekspor Kalimantan Timur bisa diamati menurut jenis barangnya (HS). Jenis barang ekspor terbesar dari Kalimantan Timur adalah *Liquid Natural Gas (LNG)* yakni sebesar 37,56 persen dengan nilai US\$ 14,26 milyar, disusul oleh *Bituminous Coal: coking coal* dan *Bituminous Coal: not coking coal* masing-masing senilai US\$ 7,17 milyar dan US\$ 4,89 milyar atau sebesar 18,87 persen dan 12,88 persen dari total nilai ekspor Kalimantan Timur tahun 2011.

**Tabel E. Berat dan Nilai Ekspor Provinsi Kalimantan Timur  
Menurut Komoditi (HS 10 Digit) Utama, Tahun 2011**

Komoditi	Berat (Kg)	Nilai (US\$)	Peranan (%)	
			Berat	Nilai
2711110000 Liquid natural gas	19.414.115.926	14.263.786.474	7,87	37,56
2701121000 Bituminous coal: coking coal	73.704.273.116	7.166.487.751	29,90	18,87
2701129000 Bituminous coal: not coking coal	63.365.500.087	4.889.999.833	25,70	12,88
2701190000 Other coal, whether or not pulverised but not agglomerated	67.428.155.321	4.594.172.710	27,35	12,10
2709001000 Crude petroleum oil	2.924.775.498	2.354.516.276	1,19	6,20
2713900000 Other residues of petroleum oils or of oils obtained from bituminous mineral	2.002.832.562	1.353.536.593	0,81	3,56
2702100000 Lignite, whether or not pulverised, but not agglomerated	12.507.237.301	734.276.527	5,07	1,93
1511100000 Crude palm oil	473.320.524	479.110.346	0,19	1,26
Lainnya	4.718.837.797	2.138.265.515	1,91	5,63
<b>Total</b>	<b>246.539.048.132</b>	<b>37.974.152.025</b>	<b>100,00</b>	<b>100,00</b>

# BRIEF DESCRIPTION

## A. Introduction

*Foreign trade is an economic factor which support the National Development. From the Export activities, the foreign exchange can be obtained which is regarded as one of the financial sources for development activities.*

*To increase the export, the Government has stipulated a set of policy like the deregulate package. The focus of the deregulates package is that Government expands the range of commodity group for some specific manufacturing export.*

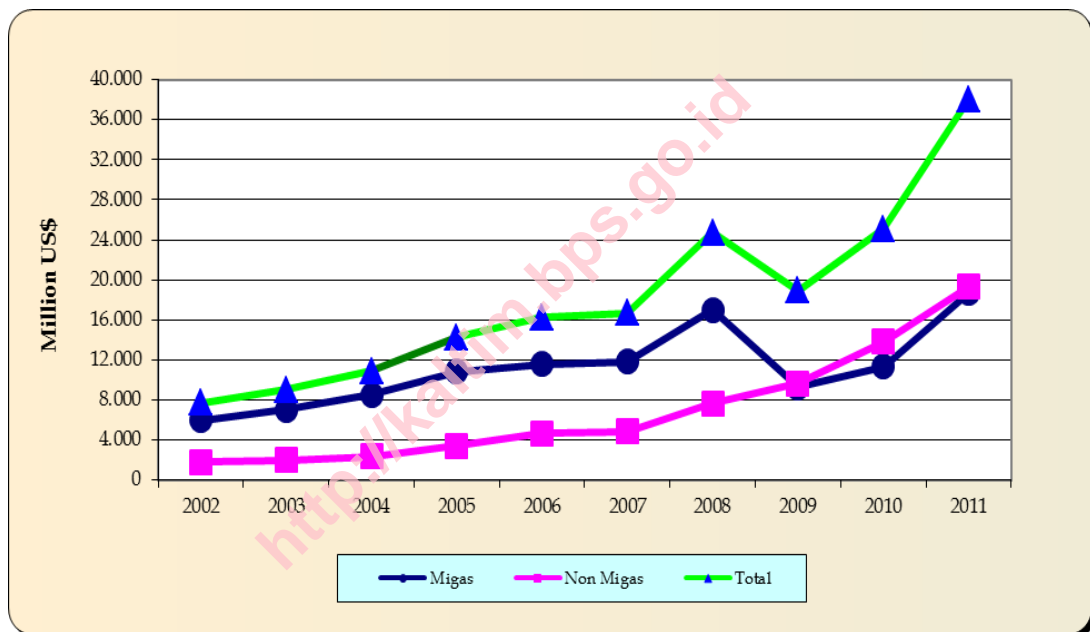
*In 2011, Kalimantan Timur foreign trade activities, especially export, experienced to increased by 51,19%. Decline in value of exports of Kaltim in the year 2011 when observed from the commodity group, caused by the decline in non oil and gas goods amounted to 175,22%. As for oil and gas increased by 64,81% against the previous year.*

## B. Export Development

*During the last ten years (2002-2011) Kalimantan Timur export significantly grew which increased from US\$ 7,75 billion in 2002 to US\$ 37,97 billion in 2011, or increased 390,15% The export growth was supported both by oil and gas export and non oil and gas export. The oil and gas, as the major export of Kalimantan Timur, increased from US\$ 5,96 billion in 2002 to US\$ 18,66 billion in 2011 or increased 64,81%. Similarly non oil and gas export also increased from US\$ 1,78 billion in 2002 to US\$ 19,32 billion in 2011, or increased 980,20%*

The development of export value in Kalimantan Timur during the last ten years to increase. Annually oil and gas commodities which had been a belle of Kalimantan Timur exports to various countries in the world, its role has decreased 2009,2010 end 2011 which amounted to only 49,10%, 45,07% end 49,13% of the total export value.

**Graph 1. Trend of Kalimantan Timur Export Value, 2002 – 2011**



### C. Kalimantan Timur Export in 2010

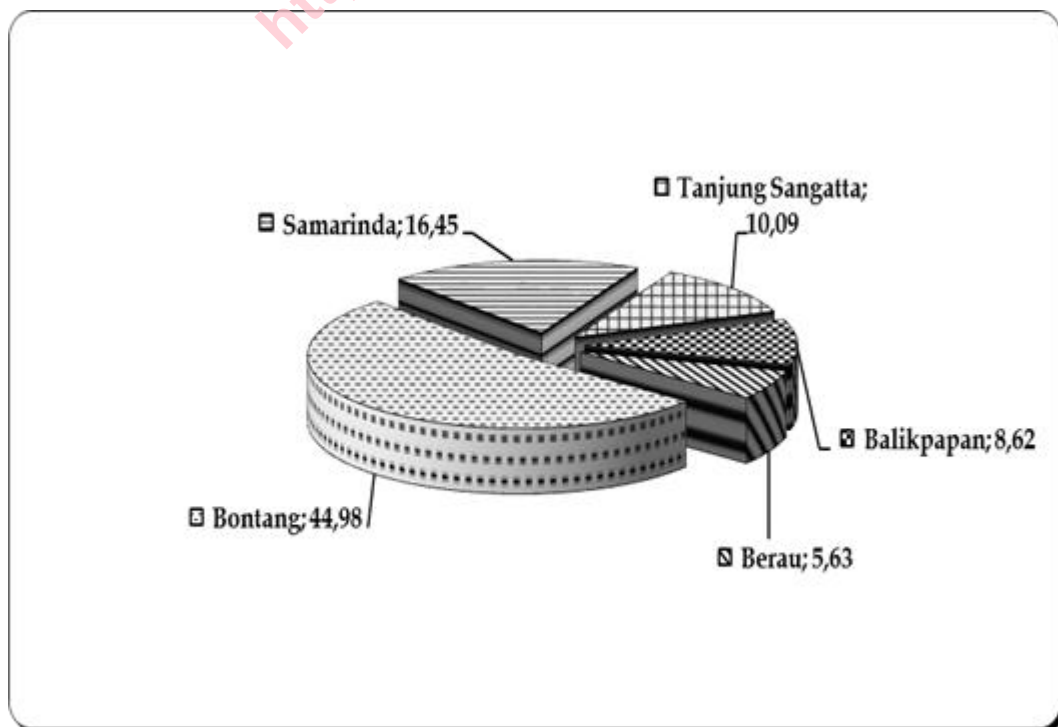
In the year of 2011, Kalimantan Timur export was loaded through 18 ports available in Kalimantan Timur. Out of 18 export ports, as viewed from each port activities, Bontang Port was regarded as the biggest port containing of 44,98% of export commodity, which reached US\$ 17,08 billion, was oil and gas material. Port that contains the sccond largest export commodity and the thrid is the port of Samarinda and Tanjung Sangatta,, which US\$ 6,25 billion and US\$ 3,83 million or 16,45% and 10,09% of the

total expor value of Kalimantan Timur in 2011. The remining export commodity was loaded by other ports as shown in Table A.

**Table A. Weight and Value of Kalimantan Timur Export by Major Port of Exportation, 2011**

No	Port of Exportation	Weight (Kg)	Value (US\$)	Contribution (%)	
				Weight	Value
1.	Bontang	40.710.135.805	17.079.807.643	16,51	44,98
2.	Samarinda	80.948.955.897	6.245.798.062	32,83	16,45
3.	Tanjung Sangatta	39.469.054.167	3.830.437.462	16,01	10,09
4.	Balikpapan	14.004.853.329	3.274.388.510	5,68	8,62
5.	Berau	28.688.234.742	2.138.903.001	11,64	5,63
6.	The Others	42.717.814.192	5.404.817.347	17,33	14,23
<b>Total</b>		<b>246.539.048.132</b>	<b>37.974.152.025</b>	<b>100,00</b>	<b>100,00</b>

**Graph 2. Kalimantan Timur Export Value by Major Port, 2011 (%)**



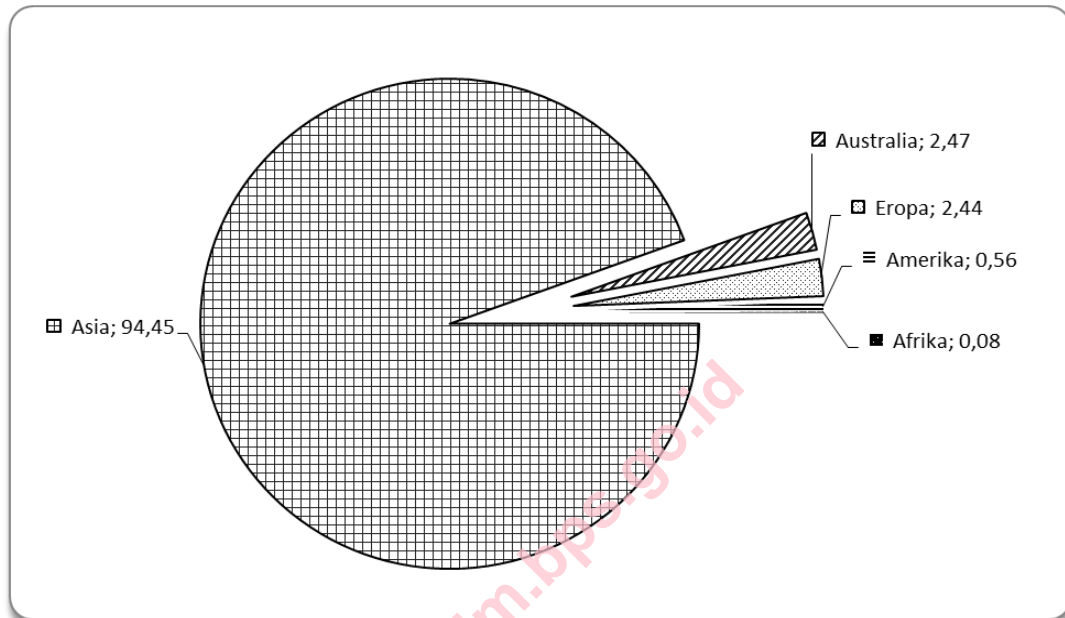


In 2011, the export commodity of Kalimantan Timur were sent to many countries in five continents. Asia Continent was regarded as the largest export destination with the total value US\$ 35,87 billion or 94,45% from the total export value of Kalimantan Timur. The next were Australia and Europa which reached US\$ 938,67 million and US\$ 925,79 million or 2,47% and 2,44%. And the remaining continent of export destination was Amerika and Afrika which reached US\$ 210,94 million and US\$ 31,07 million respectively.

**Table B. Weight and Value of Kalimantan Timur Export by Continent of Destination, 2011**

No	Continents	Weight (Kg)	Value (US\$)	Contribution (%)	
				Weight	Value
1.	Asia	236.392.656.292	35.867.681.806	95,88	94,45
2.	Australia	1.362.275.758	938.670.694	0,55	2,47
3.	Eropa	7.988.168.832	925.793.266	3,24	2,44
4.	Amerika	774.363.906	210.937.979	0,31	0,56
5.	Afrika	21.583.344	31.068.280	0,01	0,08
<b>Total</b>		<b>246.539.048.132</b>	<b>37.974.152.025</b>	<b>100,00</b>	<b>100,00</b>

**Graph 3. Kalimantan Timur Export Value by Continent of Destination, 2011 (%)**



As based on the destination countries, Japan was found as the largest one, with the total of value of US\$ 12,42 billion or 32,72% of the total export value. The next were Republic of Korea and China each of which was US\$ 6,25 billion and US\$ 5,23 billion or 16,46% and 13,78% respectively, followed by other countries.

*Table C. Weight and Value of Kalimantan Timur Export by Major Country of Destination, 2011*

No	Country	Weight (Kg)	Value (US\$)	Contribution (%)	
				Weight	Value
1.	Jepang	33.443.330.337	12.423.922.165	13,57	32,72
2.	Republik Korea	36.735.555.674	6.249.259.282	14,90	16,46
3.	China	65.452.993.623	5.233.001.378	26,55	13,78
4.	Taiwan	21.597.619.969	3.871.883.757	8,76	10,20
5.	Lainnya	89.309.548.529	10.196.085.443	36,23	26,85
<b>Total</b>		<b>246.539.048.132</b>	<b>37.974.152.025</b>	<b>100,00</b>	<b>100,00</b>

*As based on 21 HS Commodity group, mineral products as the largest one with the total value US\$ 36,10 billion or 95,06 persen of the export total. The next were Product of chemical or allied industries which US\$ 831,16 million (2,19%), Fats Oils, waxes of animals/vegetable, which US\$ 490,08 million (1,29%), Wood and its articles, plaiting materials which US\$ 414,69 million (1,09%) and Live animals, animal product which US\$ 50,07 million (0,13%). Outside of these five commodity group, other commodity group have a total value of eksport amounted to US\$ 91,14 million.*

*Table D. Weight and Value of Kalimantan Timur Export by Major 21 Commodity Group, 2011*

<i>Commodity Group</i>	<i>Weight (Kg)</i>	<i>Value (US\$)</i>	<i>Contribution (%)</i>	
			<i>Weight</i>	<i>Value</i>
05 Mineral products	242.540.813.752	36.097.014.892	98,38	95,06
06 Product of chemical or allied industries	2.028.558.900	831.165.179	0,82	2,19
03 Fats, Oils, waxes of animals/vegetable	481.137.594	490.083.205	0,20	1,29
09 Wood and its articles, plaiting materials	1.450.966.941	414.686.549	0,59	1,09
01 Live animals, animal product	16.181.621	50.066.293	0,01	0,13
<i>The Others</i>	21.389.324	91.135.907	0,01	0,24
<b>Total</b>	<b>246.539.048.132</b>	<b>37.974.152.025</b>	<b>100,00</b>	<b>100,00</b>

*Kalimantan Timur export can also be seen from its commodity classification (HS). Out of the total export, the largest of export commodity was Liquid Natural Gas (LNG) (37,56%) which reached US\$ 14,26 billion and followed by Bituminous Coal: coking coal and Bituminous Coal: not coking coal which reached US\$ 7,17 billion and US\$ 4,89 billion or 18,87% and 12,88% respectively.*

*Table E. Weight and Value of Kalimantan Timur Export by Major Commodity 10 Digit HS, 2011*

Commodity	Weight (Kg)	Value (US\$)	Contribution (%)	
			Weight	Value
2711110000 Liquid natural gas	19.414.115.926	14.263.786.474	7,87	37,56
2701121000 Bituminous coal: coking coal	73.704.273.116	7.166.487.751	29,90	18,87
2701129000 Bituminous coal: not coking coal	63.365.500.087	4.889.999.833	25,70	12,88
2701190000 Other coal, whether or not pulverised but not agglomerated	67.428.155.321	4.594.172.710	27,35	12,10
2709001000 Crude petroleum oil	2.924.775.498	2.354.516.276	1,19	6,20
2713900000 Other residues of petroleum oils or of oils obtained from bituminous mineral	2.002.832.562	1.353.536.593	0,81	3,56
2702100000 Lignite, whether or not pulverised, but not agglomerated	12.507.237.301	734.276.527	5,07	1,93
1511100000 Crude palm oil	473.320.524	479.110.346	0,19	1,26
<i>The Others</i>	4.718.837.797	2.138.265.515	1,91	5,63
<b>Total</b>	<b>246.539.048.132</b>	<b>37.974.152.025</b>	<b>100,00</b>	<b>100,00</b>

# LAMPIRAN

<http://kaltipbps.go.id>

**Tabel 1** : Perkembangan Nilai Ekspor Migas dan Non Migas, Provinsi Kalimantan Timur  
**Table 1** : Trend of Kalimantan Timur Export Value by Commodity Group (Oil & Gas and Non Oil & Gas)  
 2001 - 2011 (US\$ 000)

<b>Tahun</b> <i>Year</i>	<b>Migas</b> <i>Oil &amp; Gas</i>	<b>Non Migas</b> <i>Non Oil &amp; Gas</i>	<b>Total</b> <i>Total</i>
(1)	(2)	(3)	(4)
2001	6.943.322	1.918.030	8.861.352
2002	5.959.075	1.788.422	7.747.497
2003	7.017.807	2.011.331	9.029.138
2004	8.547.723	2.365.967	10.913.690
2005	10.822.026	3.455.521	14.277.546
2006	11.604.953	4.657.304	16.262.258
2007	11.805.896	4.856.840	16.662.737
2008	17.025.364	7.674.679	24.700.043
2009	9.290.597	9.632.129	18.922.726
2010	11.319.283	13.797.667	25.116.950
2011	18.655.697	19.318.455	37.974.152

**Tabel 2** : Laju Pertumbuhan Nilai Ekspor, Provinsi Kalimantan Timur  
**Table 2** : Growth Rate of Kalimantan Timur Export Value  
 2001 - 2011 ( % )

Tahun Year	Laju Pertumbuhan ( % ) Growth Rate ( % )		
	Migas Oil & Gas	Non Migas Non Oil & Gas	Total Total
(1)	(2)	(3)	(4)
2001	2,88	8,72	4,09
2002	-14,18	-6,76	-12,57
2003	17,77	12,46	16,54
2004	21,80	17,63	20,87
2005	26,61	46,05	30,82
2006	7,23	34,78	13,90
2007	1,73	4,28	2,46
2008	44,21	58,02	48,24
2009	-45,43	25,51	-23,39
2010	21,84	43,25	32,73
2011	64,81	175,22	51,19



**Tabel 3** Nilai Ekspor Provinsi Kalimantan Timur Menurut  
: Pelabuhan Muat dan Golongan Barang  
**Table 3** *Export Value of Kalimantan Timur by Port and Commodity Group*  
2011 (FOB US\$)

<b>Pelabuhan Muat</b> <i>Exportation Port</i>	<b>Migas</b> <i>Oil &amp; Gas</i>	<b>Non Migas</b> <i>Non Oil &amp; Gas</i>	<b>Total</b> <i>Total</i>
(1)	(2)	(3)	(4)
BALIKPAPAN	1.656.437.958	1.617.950.552	3.274.388.510
SAMARINDA		6.245.798.062	6.245.798.062
TANJUNG REDEP		49.442.719	49.442.719
LINGKAS TARAKAN		392.077.508	392.077.508
NUNUKAN		101.194.907	101.194.907
PASIR/TANAH GROGOT		76.324.165	76.324.165
TANJUNG SANTAN	1.567.835.532		1.567.835.532
BUNYU		88.989.342	88.989.342
TANJUNG SANGATA		3.830.437.462	3.830.437.462
SEPINGGAN (U)	1.057	15.348.579	15.349.636
TARAKAN (U)		90.922	90.922
BONTANG	14.398.775.858	2.681.031.785	17.079.807.643
SENIPAH	1.032.646.415		1.032.646.415
JUATA TARAKAN		318.334.540	318.334.540
ADANG BAY		1.682.873.736	1.682.873.736
MUARA DJAWA		77.484.425	77.484.425
SANGKULIRANG		2.173.500	2.173.500
BERAU		2.138.903.001	2.138.903.001
<b>TOTAL EKSPOR</b>	<b>18.655.696.820</b>	<b>19.318.455.205</b>	<b>37.974.152.025</b>

**Tabel 4** Berat dan Nilai Ekspor Provinsi Kalimantan Timur Menurut  
: Pelabuhan Muat  
**Table 4** *Weight and Value of Kalimantan Timur Export by Port*  
2011 (FOB US\$)

<b>Pelabuhan Muat</b> <i>Exportation Port</i>	<b>Berat (Kg)</b> <i>Weight (Kg)</i>	<b>Nilai FOB (US\$)</b> <i>FOB Value (US\$)</i>
(1)	(2)	(3)
BALIKPAPAN	14.004.853.329	3.274.388.510
SAMARINDA	80.948.955.897	6.245.798.062
TANJUNG REDEP	1.043.654.000	49.442.719
LINGKAS TARAKAN	4.231.711.340	392.077.508
NUNUKAN	264.327.606	101.194.907
PASIR/TANAH GROGOT	1.395.751.462	76.324.165
TANJUNG SANTAN	1.930.273.613	1.567.835.532
BUNYU	3.021.872.670	88.989.342
TANJUNG SANGATA	39.469.054.167	3.830.437.462
SEPINGGAN (U)	1.343.328	15.349.636
TARAKAN (U)	90.500	90.922
BONTANG	40.710.135.805	17.079.807.643
SENIPAH	1.251.609.756	1.032.646.415
JUATA TARAKAN	3.692.937.807	318.334.540
ADANG BAY	24.525.240.875	1.682.873.736
MUARA DJAWA	1.357.201.235	77.484.425
SANGKULIRANG	1.800.000	2.173.500
BERAU	28.688.234.742	2.138.903.001
<b>TOTAL EKSPOR</b>	<b>246.539.048.132</b>	<b>37.974.152.025</b>

**Tabel 5** : Berat dan Nilai Ekspor Provinsi Kalimantan Timur Menurut Benua  
**Table 5** : *Weight and Value of Kalimantan Timur Export by Continent of Destination*  
 2011 (FOB US\$)

<b>Benua Tujuan</b> <i>Continent of Destination</i>	<b>Berat (Kg)</b> <i>Weight (Kg)</i>	<b>Nilai FOB (US\$)</b> <i>FOB Value (US\$)</i>
(1)	(2)	(3)
<b>ASIA</b>	236.392.656.292	35.867.681.806
<b>AFRIKA</b>	21.583.344	31.068.280
<b>AUSTRALIA</b>	1.362.275.758	938.670.694
<b>AMERIKA</b>	774.363.906	210.937.979
<b>EROPA</b>	7.988.168.832	925.793.266
<b>TOTAL EKSPOR</b>	<b>246.539.048.132</b>	<b>37.974.152.025</b>

**Tabel 6** : Berat dan Nilai Ekspor Provinsi Kalimantan Timur Menurut Negara Tujuan  
**Table 6** : *Weight and Value of Kalimantan Timur Export by Country of Destination*  
 2011 (FOB US\$)

Negara Tujuan <i>Country of Destination</i>	Berat (Kg) <i>Weight (Kg)</i>	Nilai FOB (US\$) <i>FOB Value (US\$)</i>
(1)	(2)	(3)
JAPAN	33.443.330.337	12.423.922.165
HONG KONG	8.528.379.227	731.492.068
KOREA, REPUBLIC OF	36.735.555.674	6.249.259.282
TAIWAN, PROVINCE OF CHINA	21.597.619.969	3.871.883.757
CHINA	65.452.993.623	5.233.001.378
MACAU	87.097	128.371
PAPUA NEW GUINEA	404.678	1.382.725
THAILAND	7.918.616.486	645.890.966
SINGAPORE	1.703.162.667	1.350.543.101
PHILIPPINES	5.938.297.792	600.703.686
MALAYSIA	10.125.546.234	1.364.640.787
BRUNEI DARUSSALAM	112.141	694.754
LAO PEOPLE'S DEMOCRATIC REPUBLIC	6.265	187.268
VIET NAM	241.799.191	69.528.352
INDIA	44.059.251.757	3.221.833.104
PAKISTAN	463.360.500	55.256.918
SRI LANKA	81.688.210	6.699.516
IRAQ	28	16.892
SAUDI ARABIA	14.347.557	14.036.064
KUWAIT	33.156	228.131
YEMEN	6.819	36.355
OMAN	2.889.600	2.989.847

<b>Negara Tujuan</b> <i>Country of Destination</i>	<b>Berat (Kg)</b> <i>Weight (Kg)</i>	<b>Nilai FOB (US\$)</b> <i>FOB Value (US\$)</i>
(1)	(2)	(3)
TURKEY	69.020.724	7.827.414
UNITED ARAB EMIRATES	14.538.032	13.936.681
QATAR	1.608.528	1.562.224
EGYPT	65.177	185.035
LIBYAN ARAB JAMAHIRIYA	7.600	241.748
MOROCCO	496.656	172.836
ALGERIA	2	642
SUDAN	1	50
TANZANIA, UNITED REPUBLIC OF	19.200.198	22.742.760
KENYA	194	54.814
MOZAMBIQUE	1.672.436	7.016.534
GHANA	10.095	192.051
LIBERIA	14.400	99.200
ANGOLA	202	15.652
CONGO	31.394	58.257
NIGERIA	84.177	230.743
GABON	658	51.232
SOUTH AFRICA	154	6.726
AUSTRALIA	1.132.602.139	882.851.785
NEW ZEALAND	196.667.620	38.936.671
AMERICAN SAMOA	33.000.000	16.876.750
TOKELAU	5.999	5.488
UNITED STATES	530.720.643	139.530.125
CANADA	223.307	349.216
MEXICO	176.639.763	39.124.148
VENEZUELA	42.777	80.056
ARGENTINA	47.703.717	21.195.214

Negara Tujuan <i>Country of Destination</i>	Berat (Kg) <i>Weight (Kg)</i>	Nilai FOB (US\$) <i>FOB Value (US\$)</i>
(1)	(2)	(3)
BRAZIL	7.642	161.941
COLOMBIA	12.240	245.330
BOLIVIA	11.537	38.011
URUGUAY	19.000.000	10.109.500
ECUADOR	258	33.956
PERU	916	33.137
GUYANA	10	100
TRINIDAD AND TOBAGO	1.096	37.245
UNITED KINGDOM	2.066.555	3.483.499
NETHERLANDS	2.871.685.970	273.364.222
FRANCE	837.348	1.013.054
GERMANY, FED. REP. OF	8.808.652	15.525.425
BELGIUM	9.824.580	10.936.243
SWITZERLAND	65.301.000	5.387.711
DENMARK	23.039	111.276
NORWAY	19.766	476.445
SWEDEN	461	8.847
FINLAND	500	21.582
ITALY	4.386.048.578	525.107.440
SPAIN	48.529.951	46.518.623
POLAND	403.389	941.133
AZERBAIJAN	1.185	47.427
KAZAKHSTAN	83.753	180.772
GEORGIA	12.960	94.536
SLOVAKIA	40.410	104.756
SLOVENIA	479.055.000	33.152.192
CZECH REPUBLIC	20.508	45.280

<b>Negara Tujuan</b> <i>Country of Destination</i>	<b>Berat (Kg)</b> <i>Weight (Kg)</i>	<b>Nilai FOB (US\$)</b> <i>FOB Value (US\$)</i>
(1)	(2)	(3)
REP. OF MACEDONIA	115.343.000	9.014.022
RUSSIA FEDERATION	62.227	258.781
<b>TOTAL EKSPOR</b>	<b>246.539.048.132</b>	<b>37.974.152.025</b>

<http://kaltim.bps.go.id>

**Tabel 7** : Berat dan Nilai Ekspor Provinsi Kalimantan Timur Menurut 21 Golongan Barang  
**Table 7** : *Weight and Value of Kalimantan Timur Export by 21 Commodity Group*  
 2011 (FOB US\$)

HS	Uraian Golongan Barang <i>Group Description</i>	Berat (Kg) <i>Weight (Kg)</i>	Nilai FOB (US\$) <i>FOB Value (US\$)</i>
(1)	(2)	(3)	(4)
01	Live animals, animal product	16.181.621	50.066.293
02	Vegetable product	4.579.885	1.078.236
03	Fats, Oils, waxes of animals/vegetable	481.137.594	490.083.205
04	Foodstuffs, beverages, spirits and tobacco	7.112.027	25.527.037
05	Mineral products	242.540.813.752	36.097.014.892
06	Product of chemical or allied industries	2.028.558.900	831.165.179
07	Plastics, rubber and articles thereof	198.132	396.038
08	Raw hides, skins, leather and articles	17.679	1.108.915
09	Wood and its articles, plaiting materials	1.450.966.941	414.686.549
10	Pulp, paper and articles thereof	31.535	76.033
11	Textiltes and textile articles	152.232	104.292
12	Footwear, umbrellas, artificial flowers	134.616	159.590
13	Cement, plaster, ceramic product, glass	643	7.980
15	Base metals and articles thereof	1.104.563	9.115.278
16	Machinery, electrical, electronic equipments	3.438.261	36.260.035
17	Vehicles, aircraft, vessels, etc	4.315.509	6.828.566
18	Optical, photographs, musical instruments, etc	106.546	9.886.136
20	Miscellaneous manufactured articles	197.335	587.230
21	Works of art, antiques etc	361	541
<b>TOTAL EKSPOR</b>		<b>246.539.048.132</b>	<b>37.974.152.025</b>



**Tabel 8** : Berat dan Nilai Ekspor Provinsi Kalimantan Timur Menurut Golongan Barang (HS) 2 Digit  
**Table 8** : Weight and Value of Kalimantan Tinur Export by Commodity 2 Digit HS  
 2011 (FOB US\$)

HS	Uraian Golongan Barang Group Description	Berat (Kg) Weight (Kg)	Nilai FOB (US\$) FOB Value (US\$)
(1)	(2)	(3)	(4)
01	Live animals	61.781	192.354
03	Fish and crustaceans, mollusca and other aquatic invertebrates	16.119.604	49.697.314
04	Dairy produce, bird's eggs, natural honey, edible products of animal origin, not else where specified or included	236	176.625
06	Live trees and other plants, bulb, root and the like, cut flowers and ornamental foliage	1.097	1.008
07	Edible vegetables and certain roots and tubers	17.494	22.135
08	Edible fruit and nuts, peel of citrus fruit or melone	46.277	7.833
09	Coffe, tea, mate and spices	100.823	456.799
10	Cereals	465	325
11	Products of the milling industry, malt, starches, inulin, wheat glutes	750	536
12	Oil seeds and oleaginous fruits, miscellaneous grains, seeds and fruit, industrial or medicinal plants, straw and fodder	4.251.649	375.420
13	Lac, gums, resins and other vegetable saps and extracts	38.510	54.751
14	Vegetable plaiting materials, vegetable products not elsewhere specified or included	122.820	159.429
15	Animal and vegetable fats or oils and their cleavage products, prepared edible fats, animal or vegetable waxes	481.137.594	490.083.205
17	Sugars and sugar confectionery	226.910	148.807

HS	Uraian Golongan Barang <i>Group Description</i>	Berat (Kg) <i>Weight (Kg)</i>	Nilai FOB (US\$) <i>FOB Value (US\$)</i>
(1)	(2)	(3)	(4)
18	Cocos and cocoa preparations	4.541	13.969
19	Preparations of cereals, flour, starch of milk, pastrycooks products	2.564.410	4.208.552
20	Preparations of vegetables, fruit, nuts or other parts of plants	86.639	58.333
21	Miscellaneous edible preparations	195.786	280.856
22	Beverages, spirit and vinegar	301	287
23	Residues and waste from the food industries, prepared animal fodder	2.000.000	288.000
24	Tobacco and manufactured tobacco substitutes	2.033.440	20.528.233
25	Salt, sulphur, earths and atone, plastering materials, lime and cement	1.499	1.733
26	Ores, slag and ash	283.692.999	11.209.116
27	Mineral fuels, mineral oils and products of their distillation, bituminous substances, mineral waxes	242.257.119.254	36.085.804.043
28	Inorganic cemicals, organic or inorganic compound of precious metals, of rare earthmetals, of radioactive elements and of isotopes	989.111.405	442.060.264
29	Organic chemicals	476.972.541	131.527.112
30	Pharmaceutical products	8.597	23.684
31	Fertilisers	560.585.804	253.634.272
33	Essential oils and resinoids, perfumery, cosmetic or toilet preparations	120.964	615.887
34	Soap, organic surfasce active agents, washing preparations, lubricating preparations, artificial waxes, prepared waxes, polishing and scouring preparations, candles and similar articles, modelling pastes, dental waxes and dental preparations with a basis	571.309	668.979

HS	Uraian Golongan Barang <i>Group Description</i>	Berat (Kg) <i>Weight (Kg)</i>	Nilai FOB (US\$) <i>FOB Value (US\$)</i>
(1)	(2)	(3)	(4)
35	Albuminodial substances, modified starches, glues, enzymes	177	16.197
38	Miscellaneous chemical products	1.188.103	2.618.784
39	Plastics and articles thereof	179.320	187.107
40	Rubber and articles thereof	18.812	208.931
41	Raw hides and skins (other than furskins) and leather	17.508	1.108.795
42	Articles of leather, saddlery and harness, travel goods, handbags and similar containers, articles of animal gut (other than silk worm gut)	171	120
44	Wood and articles of wood, wood charcoal	1.450.959.641	414.676.613
46	Manufactures of straw, of esparto and of other plaiting materials, basketware and wickerwork	7.300	9.936
48	Paper and paperboard, articles of paper pulp, of paper or of paperboard	18.134	47.051
49	Printed books, newspapers, pictures and other products of the printing industry, manuscripts, typescripts and plans	13.401	28.982
52	Cotton	705	806
56	Wadding, felt and nonwovens, special yarn, twine, cordage, ropes and cables and articles thereof	1.851	10.458
57	Carpets and other textile floor coverings	12	200
61	Articles of apparel and clothing accessories, knitted and crocheted	107.792	64.334
62	Articles of apparel and clothing accessories, not knitted and crocheted	41.108	27.554
63	Other made up textile articles, sets, worn clothing and worn textile articles, rage	764	940
64	Footwear, gaiters and the like, parts of such articles	12	200
65	Headger and parts thereof	134.604	159.390

HS	Uraian Golongan Barang <i>Group Description</i>	Berat (Kg) <i>Weight (Kg)</i>	Nilai FOB (US\$) <i>FOB Value (US\$)</i>
(1)	(2)	(3)	(4)
68	Articles of stone, plaster, cement, asbestos, mica or similar materials	620	4.889
70	Glass and glassware	23	3.091
72	Iron and steel	2.622	5.645
73	Articles of iron or steel	998.354	6.262.119
74	Copper and articles thereof	10	254
75	Nickel and articles thereof	288	3.966
76	Aluminium and articles thereof	44.061	34.567
78	Lead and articles thereof	49	1.393
79	Zinc and articles thereof	2.413	2.567
80	Tin and articles thereof	20.000	452.000
82	Tools, implements, cutlery, spoons and forks, of base metal, parts thereof of base metal	36.713	2.351.370
83	Miscellaneous articles of base metal	53	1.397
84	Nuclear reactors, boilers, machinery and mechanical appliances, parts thereof	2.956.949	32.081.513
85	Electrical machinery and equipment and parts thereof, sound recorders and reproducers, television image and sound recorders and reproducers, and parts and accessories of such articles	481.312	4.178.522
86	Railway or tramway locomotives, rolling stock and parts thereof, railway or tramway track fixtures and fittings and parts thereof, mechanical (including electro mechanical) traffic signalling equipment of all kinds	48	4.387
87	Vehicles other than railway or tramway rolling stock, and parts and accessories thereof	179.691	1.009.324
88	Aircraft, spacecraft, and parts thereof	1.541	1.034.465

<b>HS</b>	<b>Uraian Golongan Barang</b> <i>Group Description</i>	<b>Berat (Kg)</b> <i>Weight (Kg)</i>	<b>Nilai FOB (US\$)</b> <i>FOB Value (US\$)</i>
(1)	(2)	(3)	(4)
89	Ships, boats and floating structures	4.134.229	4.780.390
90	Optical, photographic, cinematographic, measuring, checking, precision, medical or surgical instruments and apparatus, parts and accessories thereof	106.536	9.885.844
91	Clocks and watches and parts thereof	1	142
92	Musical instruments, parts and accessories of such articles	9	150
94	Furniture, bedding, mattresses, mattress supports, cushions and similar stuffed furnishings, lamps and lighting fittings, not elsewhere specified or included, illuminated signs, illuminated name plates and the like, prefabricated buildings	12.149	20.672
95	Toys, games and sports requisites, parts and accessories thereof	24.194	251.163
96	Miscellaneous manufactures articles	160.992	315.395
97	Works of art, collectors pieces and antiques	361	541
<b>TOTAL EKSPOR</b>		<b>246.539.048.132</b>	<b>37.974.152.025</b>

**Tabel 9** : Berat dan Nilai Ekspor Provinsi Kalimantan Timur Menurut Komoditi (HS) 10 Digit  
**Table 9** : Weight and Value of Kalimantan Timur Export by Commodity 9 Digit HS  
 2011 (FOB US\$)

HS	Uraian Golongan Barang Group Description	Berat (Kg) Weight (Kg)	Nilai FOB (US\$) FOB Value (US\$)
(1)	(2)	(3)	(4)
0106200000	Live reptiles (including snakes and turtles)	60.055	180.165
0106900000	Other live animals	1.726	12.189
0301101000	Oth meat & edible, incl. frours & meals salted in brine, dried or smo	3.000	9.000
0301103000	Oth meat & edible, incl. frours & meals salted, in brine, dried or smo	284	8.035
0301920000	Live eels ( <i>Anguilla</i> spp.)	66	132
0301939000	Live carp, other than breeding	274	2.325
0301993100	Milkfish, breeding	2.000	6.000
0301993910	Live kerapu ( <i>Cromilepte altiveli</i> ; <i>Epinephelus heniochus</i> ; <i>Epinephelus Me</i> )	7.057	30.114
0301993990	Other live marine fish	185.388	375.176
0301994090	Other freshwater fish	9.493	18.986
0302110000	Trout, fresh or chilled, excluding fillets, livers and roes	3.000	1.970
0302210000	Halibut ( <i>Pleuronectes platessa</i> ), excl. fillets, liver & roes fresh or	517	1.034
0302290000	Oth flat fish, excl. fillet, liver & roes fresh or chilled	6.904	13.808
0302610000	Other marine fish excl. fillets, livers and roes, fresh or chilled	22.332	52.596
0302630000	Other marine fish excl. fillets, livers and roes, fresh or chilled	1.800	5.400
0302691010	Other marine fish excl. fillets, livers and roes, fresh or chilled	10.053.049	7.340.177
0302691090	Other marine fish excl. fillets, livers and roes, fresh or chilled	443.926	481.962
0302692090	Other marine fish excl. fillets, livers and roes,	37.500	11.878

HS	Uraian Golongan Barang Group Description	Berat (Kg) Weight (Kg)	Nilai FOB (US\$) FOB Value (US\$)
(1)	(2)	(3)	(4)
	fresh or chilled		
0303610000	Swordfish (xiphias gladius), excl.filletts,livers and roes,frozen	7.500	14.700
0303710000	Other marine fish, excl.filletts, livers and roes, frozen	4.706	12.794
0303791090	Other marine fish, excl.filletts, livers and roes, frozen	3.000	1.215
0304290000	Roes of fish, frozen	37.509	118.507
0305490000	Other fish, smoked, incl.filletts, other than edible fish offal	3.950	20.680
0305599000	Fish,not marine fish,dried,oth thn edble fish offal,saltd/unsaltd,not	100	300
0306110000	Rock lobsters and other sea crawfish, frozen, fit for human consumptio	5.500	11.586
0306130000	Lobsters, frozen, fit for human consumption	3.277.593	38.424.180
0306212000	Rock lobsters and other sea crawfish, oth.than breeder, live	609	7.185
0306213000	Rock lobsters and other sea crawfish, fresh or chilled, not frozen	500	4.925
0306219900	Oth rock lobsters & other sea crawfish not in airtight containers, not	21.233	42.466
0306224900	Lobsters (homarus spp), fresh/ chilled, not frozen	9	150
0306232000	Lobsters (homarus spp), dried in oth than airtight containers	164	1.228
0306233000	Lobsters (homarus spp), dried in oth than airtight containers	9.410	13.614
0306234900	Lobsters (homarus spp), dried in oth than airtight containers	1.650	3.860
0306239100	Lobsters (homarus spp), dried in oth than airtight containers	23.450	33.663
0306239900	Lobsters (homarus spp), dried in oth than airtight containers	6.100	30.684
0306241000	Crabs, live	842.090	1.662.379
0306242000	Crabs, fresh or chilled	1.094.047	915.352

HS	Uraian Golongan Barang Group Description	Berat (Kg) Weight (Kg)	Nilai FOB (US\$) FOB Value (US\$)
(1)	(2)	(3)	(4)
0306249100	Crabs, dried, in airtight container, not frozen	1.900	12.027
0306292000	Other crustaceans, fresh or chilled	1.000	3.000
0307292000	Scallops, dried, salted or in brine, smoked	850	3.650
0307992000	Oth molluscs;for human consumption;not live,fresh/chilled;dried, salte	144	576
0410001000	Birds' nests, edible	236	176.625
0604990000	Foliage,branches&oth part plant,grasses, for bouquets/ornamental,oth t	1.097	1.008
0703102900	Shallots,oth than bulbs for propagation, fresh/chilled	9.855	20.560
0712909000	Oth vegetables/mix of vegetables,dried, whole,broken/powd,but not furt	290	176
0713209000	Chickpeas(garbanzos),dried,shelled, whether/not skinned, oth than for	7.349	1.399
0801320000	Cashew nuts, shelled, fresh or dried	13.432	5.969
0805500000	Lemons and limes, fresh or dried	32.395	1.651
0813200000	Prunes, dried	450	213
0901129000	Coffee oth than Arabica WIB/robusta OIB, not roasted, decaffeinated	29.348	83.558
0902101000	Green tea leaves (not fermented), in packings _ 3 kg	12.724	8.981
0902309000	Black tea (fermented) & partly fermented tea,oth than leaves, in pack	7.874	43.110
0904111000	White pepper, neither crushed nor ground	38.640	306.771
0904119000	Other pepper, neither crushed nor ground	64	20
0905000010	Oth fruits of genus Capsicum/ Pimenta, dried, crushed/ground	3.150	4.195
0905000090	Oth fruits of genus Capsicum/ Pimenta, dried, crushed/ground	1.903	4.091
0910910000	Turmeric (curcuma)	7.120	6.073



HS	Uraian Golongan Barang Group Description	Berat (Kg) Weight (Kg)	Nilai FOB (US\$) FOB Value (US\$)
(1)	(2)	(3)	(4)
1001901900	Durum wheat, oth than seed	465	325
1102200000	Maize(corn) flour	720	497
1103199000	Groats & meals of oth cereals, oth than meslin & rice	30	39
1202200000	Soya beans, oth than seed, whether or not broken	2.063	760
1207999000	Other oil seeds & oleaginous fruits, whether or not broken	3.955.000	118.650
1211909500	Agarwood (gaharu) chips, fresh/dried	400	24.000
1211909900	Oth plants&parts of plants, not for pharmacy, not cut,crushed/powdered	795	582
1212201900	Oth plants&parts of plants, not for pharmacy, not cut,crushed/powdered	156.040	107.967
1212209000	Oth plants&parts of plants, not for pharmacy, not cut,crushed/powdered	137.351	123.461
1301909000	Other natural gum and resin	31.800	7.596
1302310000	Agar-agar	3.435	35.143
1302320000	Mucilages&thickeners, whether/not modif, derived from locust beans/gua	3.275	12.012
1404909000	Oth vegetable prodcnts not used primarily in tanning/dyeing, nes	122.820	159.429
1507100000	Crude oil of soya bean, whether/not refined, whether/not degummed	53	12
1510009900	Fractions of refined oil, solely from olives,whet/not refined,not chem	1.600.031	1.868.516
1511100000	Crude palm oil	473.320.524	479.110.346
1513210000	Fractions of refined coconut oil, not chemically modified	6.216.843	9.103.931
1515909100	Crude oil of other fixed vegetable oils	23	30
1517100000	Margarine,excl. liquid margarine	120	370
1701910000	Oth raw sugar,added flavour/colour	7.365	5.943

<b>HS</b>	<b>Uraian Golongan Barang Group Description</b>	<b>Berat (Kg) Weight (Kg)</b>	<b>Nilai FOB (US\$) FOB Value (US\$)</b>
(1)	(2)	(3)	(4)
1701991900	Refined sugar, oth thanwhite	177.610	50.404
1704100000	Chewing gum,whether/not sugar-coated	27	162
1704909000	White chocolate, not containing cocoa	41.908	92.298
1806329000	Other chocolate,in blocks,slabs,bars, not filled,weight_2kg	1.456	2.158
1806909000	Oth chocolate and food preparation cont cocoa	3.085	11.811
1901903100	Filled milk, of goods of heading 04.01 to 04.04	535	1.940
1901909090	Oth soya based preparations, in other form	4.970	4.010
1902301000	Stuffed pasta w/o meat/meat offai,fish, crustac/mollsc,wthr/not cook /	2.418.766	3.966.678
1902302000	Oth pasta, instant rice vermicelli	20	27
1903000000	Tapioca&substitutes thf prep fr starch, in flake,grain,pearl,sifting/	510	380
1904100000	Tapioca&substitutes thf prep fr starch, in flake,grain,pearl,sifting/	280	292
1904200000	Prep food obtain by the swell/roasting of cereal/cereal product,not co	41.475	22.763
1904909000	Oth prepared foods obtained of cereals or cereal products	115	67
1905100000	Crispbread	66.422	145.454
1905311000	Sweet biscuits not containing cocoa	26.048	54.467
1905312000	Sweet biscuits containing cocoa	5.269	12.474
2001901000	Onions, prepared/preserved by vinegar or acetic acid	2.628	832
2001909000	Oth vegetable,fruit,nuts,edible part of plant prep/presv by vinegar/ac	10.934	4.928
2004100000	Potatoes, frozen, not preprd/preserved by vinegar or acetic acid	17.713	17.528
2008119000	Oth ground nuts, othwise prepared / preserved	10.645	6.260

HS	Uraian Golongan Barang Group Description	Berat (Kg) Weight (Kg)	Nilai FOB (US\$) FOB Value (US\$)
(1)	(2)	(3)	(4)
2008999000	Othwise prepared or preserved, not added sugar/sweetening matter or sp	32.219	14.838
2009490000	Other pineapple juice	12.500	13.947
2101209000	Oth extract,essence,concentrate, of tea or mate & prep. milk powder an	500	517
2103100000	Soya sauce	61.068	88.943
2103901000	Chilli sauce	60.308	45.669
2103902000	Chilli sauce	25.467	15.102
2103909000	Oth sauces and preparations therefor; mustard flour & meal & prepared	22.597	15.887
2106905200	Non-alcoholic composite concentrts for simple dilution w/ water to mk	7.795	23.074
2106905300	Ginseng based products	4.321	9.414
2106909200	Ginseng based preparations	10.777	54.948
2106909900	Other flavouring preparations	2.953	27.302
2201100000	Other food preparations not elsewhere specified or included	163	69
2202109000	Other waters, containing added sugar/ oth sweetening or flavoured	138	218
2306600000	Oil-cake and other solid residues of palm nuts or kernels	2.000.000	288.000
2402201000	Beedies	58.619	791.021
2402209010	Other cigarettes containing tobacco	65.049	716.580
2402209090	Other cigarettes containing tobacco	1.841.918	18.700.144
2402901000	Cigars, cheroots and cigarillos of tobacco substitutes	9.070	86.000
2403101900	Cigarettes of tobacco substitutes	58.784	234.488
2523109000	Other cement clinkers	1.499	1.733

HS	Uraian Golongan Barang <i>Group Description</i>	Berat (Kg) <i>Weight (Kg)</i>	Nilai FOB (US\$) <i>FOB Value (US\$)</i>
(1)	(2)	(3)	(4)
2601110000	Iron ores and concentrates, other than roasted iron pyrites :non agglo	27.807.999	1.428.940
2604000000	Nickel ores and concentrates	255.885.000	9.780.176
2701121000	Bituminous coal: coking coal	73.704.273.116	7.166.487.751
2701129000	Bituminous coal: not coking coal	63.365.500.087	4.889.999.833
2701190000	Other coal, whether or not pulverised but not agglomerated	67.428.155.321	4.594.172.710
2701200000	Briquettes, ovoids & similar solid fuels manufactured from coal	10.658	1.645
2702100000	Lignite, whether or not pulverised, but not agglomerated	12.507.237.301	734.276.527
2702200000	Agglomerated lignite	78.864.000	5.835.147
2707400000	Napthalene	46.551.639	39.333.610
2709001000	Crude petroleum oil	2.924.775.498	2.354.516.276
2709002000	Condensate	552.443.840	465.618.007
2710117000	Other petroleum oil, crude	22.926.336	19.715.609
2710191600	Other petroleum oil, light oil & other than crude	209.045.683	197.929.778
2710191900	Other petroleum oil, light oil & other than crude	1.240	9.000
2710194300	Other lubricating oils	142.609	250.068
2710194400	Lubricating greases	25.383	88.030
2710199000	Other of diesel fuel, fuel oils	138.055	217.072
2711110000	Liquid natural gas	19.414.115.926	14.263.786.474
2712909000	Microcrystalline petroleum wax, slack wax, ozokerite, lignite wax, pea	80.000	29.913
2713900000	Other residues of petroleum oils or of oils obtained from bituminous m	2.002.832.562	1.353.536.593

<u>HS</u>	<b>Uraian Golongan Barang</b> <i>Group Description</i>	<b>Berat (Kg)</b> <i>Weight (Kg)</i>	<b>Nilai FOB</b> <b>(US\$)</b> <i>FOB Value</i> <b>(US\$)</b>
(1)	(2)	(3)	(4)
2804400000	Oxygen	20	300
2805110000	Sodium	7.171	3.596
2805190000	Other alkali or alkaline-earth metals	47.373	142.536
2805400000	Mercury	4.025	1.824
2813100000	Carbon disulphide	169.773	107.470
2814100000	Anhydrous ammonia	987.734.899	439.896.606
2815120000	Sodium hydroxide (caustic soda), in aqueous solution(lye or liquid sod	4.920	5.130
2820900000	Other manganese dioxide	2.500	1.598
2827100000	Ammonium chloride	2.045	7.275
2827209000	Calcium chloride, not commercial grades	998.054	1.508.220
2837190000	Other cyanides and cyanide oxides	140.363	285.002
2844409000	Ceramic products & mixtures containing isotop or compound,radioactive	262	100.707
2905110000	Methanol (methyl alcohol)	476.834.604	131.221.031
2909490000	Other ether-alcohols, their halogenated sulphonated, nitrated derivati	33.288	81.438
2915701000	Palmitic acid, its salts and esters	9.708	23.329
2915703000	Salts and esters of stearic acid	4.450	7.776
2918120000	Tartaric acid	480	2.240
2922421000	Glutamic acid	1.850	4.746
2922422000	Monosodium glutamate (MSG)	48.779	120.781
2923209000	Phosphoaminolipids, whether or not chemically defined	39.382	65.771
3003900000	Oth medicaments cont mix _2 constituents for therapeutic/prophylactic,	2.668	9.443

HS	Uraian Golongan Barang Group Description	Berat (Kg) Weight (Kg)	Nilai FOB (US\$) FOB Value (US\$)
(1)	(2)	(3)	(4)
3004102100	Medicaments cont streptomycins/derivativ , in ointment form, in doses/	250	171
3004209900	Oth medicaments cont oth antibiotics oth taking orally/ ointment form,	425	1.736
3004905100	Analgesics,antipyretic&oth med cont para cetamol/ dipyrone,acetylsalicy	3.241	4.729
3004909910	Other medicaments oth than herbal medica ments, for retail sale	334	1.833
3004909990	Other medicaments oth than herbal medica ments, for retail sale	1.029	5.117
3005901000	Bandages,impregnated/coated w/ pharmacy subst,for retail for medical,s	650	655
3102100000	Urea, whether/ not in aqueous solution	560.585.804	253.634.272
3301291900	Oth essential oils-oth than pharmaceutical grade	1.836	9.064
3303000000	Perfumes & toilet waters	80	103
3304910000	Beauty or make up preparations powders, whether or not compressed	43.411	214.047
3304991000	Beauty or make up preparations powders, whether or not compressed	3.987	23.824
3304999000	Oth than anti-acne creams and oth face or skin creams & lotions	29	309
3305100000	Oth than anti-acne creams and oth face or skin creams & lotions	16.399	89.105
3305900000	Others preparations for use on the hair	36.420	135.683
3306101000	Prophylactic pastes & powders	2.645	10.115
3306109000	Oth prophylactic pastes & powders	10.313	37.596
3307100000	Pre-shave, shaving or after-shave preparations	2.053	2.718
3307200000	Personal deodorants & antiperspirants	3.761	93.300
3307904000	Other perfumery or cosmetics, including depiletorles	30	23
3401111000	Soap, organic surface-active-for toilet use- medicated prods	748	1.426

HS	Uraian Golongan Barang Group Description	Berat (Kg) Weight (Kg)	Nilai FOB (US\$) FOB Value (US\$)
(1)	(2)	(3)	(4)
3401112000	Bath soap	120.138	239.576
3401119000	Oth medicated prod & oth of felt or nonwovens, impreg, coated w/ soap/	372.354	316.640
3401191000	Of felt/nonwovens impregnated, coated with soap or detergent	96	66
3401209000	Soap chips	16.712	23.787
3402130000	Oth cationic-organic surface-active agent with/not put up for retail s	1.456	5.786
3402190000	Oth hydroxil-terminated polybutadiene	22.000	16.500
3402901500	Oth organic surface active in liquid form, not wetting agents	34.109	57.653
3402909900	Oth wash/lean prep,incl bleach cleans oth than liquid-not for retail s	3.685	7.514
3403199000	Oth lubricating prep cont petroleum oil	11	31
3506990000	Oth adhesives based on polymers of headings 39.01 to 39.13 or on rubbe	177	16.197
3801100000	Artificial graphit,in the form of paste blocks,plates or oth semimanuf	38.727	65.145
3801300000	Carbonaceous pastes for electrodes & similar paste & for furnace linin	54.640	90.801
3801900000	Oth artificial graphit;colloidal or semi graphite,pastes, blocks or pl	92.318	91.056
3802909000	Oth activat natural mineral prod,animal black include spent animal bla	12.658	15.075
3804009000	Oth residual lyes from woodpulp with or not concentrat,desugar / chemi	5.442	32.400
3805900000	Oth terpenic oil produc by the distillat of coniferous wood & oth cru	1	8
3806909000	Oth derivates rosin & resin acids thereo	1	1
3808501200	Insecticides, in subhd note 1	720	1.411
3808999000	Oth wood preserv containing insecticides or fungicides	5.401	11.454
3810900000	Other prep of a kind used as cores or coating for weld electrodes or r	95	7.658

HS	Uraian Golongan Barang Group Description	Berat (Kg) Weight (Kg)	Nilai FOB (US\$) FOB Value (US\$)
(1)	(2)	(3)	(4)
3811190000	Oth anti-knock preparations	24.000	53.561
3811290000	Oth additive for lubricat oils,cont petrol oil & oil obtain from otmn	46.159	119.078
3811901000	Anti knock prep, rust preventativ & corrosion inhibitors	5	30
3811909000	Oth anti-knock prep.,for mineral oil liquid used as mineral oils	30.466	268.619
3813000000	Prep. & charge for fire-extinguisher charged fire-extinguishing grenad	1	100
3814000000	Organic composite solvents & thinners, prepared paint or varnish remov	9.885	37.246
3816009000	Oth refractory cements	68.462	171.082
3824400000	Prepared additives for cements, mortars or concretes	494.638	1.155.483
3824904000	Composite inorganic solvents	204.503	423.121
3824906000	Preparations/mixtures cont monosodium glutamate	6.225	16.105
3824909000	Mixtures of chemical, of a kind used in manufactured of foodstuff	93.756	59.350
3910009000	Silicones not in dispersions or in solutions	1	5
3912390000	Oth cellulose ethers, not carboxymethyl cellulose & its salts	1.631	6.148
3916909000	Other plastics of chemical derivatives of natural rubber	585	351
3917390000	Other tubes, pipes and hoses	1.827	2.400
3917400000	Fittings of plastics	28.531	15.171
3918909100	Wall or ceiling covering of polyethylene	790	462
3918909900	Wall or ceiling coverings of other plastic	82.630	76.015
3919909000	Self-adhesive plate,sheet,film,foil,tape &strip,width>=20cm; oth plast	7	297
3923219000	Aseptic bag reinforced w/ alum foil; width<315mm;length<410mm;ethylene	1.514	2.500



HS	Uraian Golongan Barang Group Description	Berat (Kg) Weight (Kg)	Nilai FOB (US\$) FOB Value (US\$)
(1)	(2)	(3)	(4)
3923309000	Other carboys, bottles, flasks & similar article	2	80
3923400000	Other carboys, bottles, flasks & similar article	1	5
3924100000	Oth articles for the conveyance/packing goods of plastics	26.363	28.167
3924901000	Bed pans, urinals (portable type) & chamber pots;of plastics	300	176
3924909000	Other household articles&hygienic/toilet articles, of plastics	33.077	37.238
3925900000	Oth builder ware plastic,not elsewhere specified or included	2.000	500
3926909000	Cards for jewellery/small objects of personal adornment	61	17.592
4002110000	Styrene-butadiene rubber,Carboxilated styrene-butadiene rubber;in late	9.730	52.817
4006900000	"camel-back" strip for retreading rubber tyres, unvulcanised	47	8.560
4009219000	Oth tube,pipe & hose,reinforced/combined w/ oth materials w/ o fitting	27	8
4009229000	Oth tube,pipe & hose,reinforced/combined w/ oth materials w/ fittings	752	588
4009429000	Oth tube,pipe & hose,reinforced/combined w/ oth material, with fittin	5.116	78.624
4010390000	Oth transmission belts/belting	5	9
4014909000	Oth hygienic/pharmaceutical articles,of vulcanised rubber	730	608
4016100000	Oth article of apparel, clothing access for all purposed	58	1.661
4016939000	Oth gaskets, washers & oth seals	1.591	47.930
4016995900	Oth article,used in machinery/mechanical /electrical appliances/for ot	170	1.870
4016996000	Rail pad, of rubber	1	39
4016999000	Structural bearings including bridge bridge bearings, oth than rail pa	585	16.217
4103200000	Oth raw skins of sheep/lamb without wool on, not pickled,not pre-tann	3.474	189.060

HS	Uraian Golongan Barang Group Description	Berat (Kg) Weight (Kg)	Nilai FOB (US\$) FOB Value (US\$)
(1)	(2)	(3)	(4)
4113300000	Leather further prepared after tanning/ crusting, of reptiles	14.034	919.735
4202290000	Hand bag with other outer surface	171	120
4401220000	Non-coniferous wood in chips or particles	1.168.176.043	98.999.800
4407251010	Wood sawn/ chipped of a thick > 6mm.of Virola,Imbuia&Balsa,not planed,	249.179	466.942
4407251020	Wood sawn/ chipped of a thick > 6mm.of Virola,Imbuia&Balsa,not planed,	272.911	289.169
4407293110	Wood sawn/ chipped of a thick > 6 mm.of Kempas,Planed sanded or end-jo	522	165
4407294110	Wood sawn/ chipped of a thick > 6 mm.of Keruing,Planed,sanded or end j	186.475	113.850
4407297010	Wood sawn/ chipped of a thick > 6 mm.of Teak,Not planed, not Sanded	35.207	12.597
4407299110	Wood sawn/ chipped of a thick > 6 mm.of Jongkong & Merbau,Sanded or en	1.763	631
4407299900	Oth sanded or end jointed&of a thick > 6 mm jongkok & merbau	186.773	72.885
4408900000	Oth than sheets for veneering and of the tropical wood of thickness	74.903	137.943
4409290000	Oth non coniferous oth teak strips friezes for parquet flooring	4.928.492	6.351.579
4412100000	Plywood,veneered panel&similar laminated wood of bamboo	101.271	69.393
4412310000	Oth plywood,consisting solaly <6mm thinkness w/ at least one outer	194.346.387	217.525.031
4412390000	Oth plywood consisting solely of sheets of wood of each thick < 6 mm	32.057.510	32.992.138
4412940000	Oth plywood,veneered panels&similar wood of blockboard,laminboard&bat	16.412.975	20.489.320
4412990000	Oth plywood,veneered panels&similar wood of blockboard,laminboard&bat	32.652.805	34.386.698
4414000000	Wooden frames for paintings, photographs mirrors or similar objects.	19	300
4415100000	Cases, boxes, crates, drums & similar packings; cable-drums	262	371
4418200000	Doors & their frames & thresholds of wood	93.112	129.973

HS	Uraian Golongan Barang Group Description	Berat (Kg) Weight (Kg)	Nilai FOB (US\$) FOB Value (US\$)
(1)	(2)	(3)	(4)
4418790000	Oth assembled flooring panels of wood	595.348	1.867.289
4418901000	Oth Cellular wood panels	4.257	6.195
4418909000	Other builders joinery & carpentry of wood	560.371	737.782
4419000000	Tableware and kitchenware, of wood.	94	1.470
4420100000	Statuettes & oth ornaments, of wood	10.600	10.619
4420901000	Oth wooden articles of furniture not falling in chapter 94	4.469	5.554
4420909000	Oth wood marquetry and inlaid,casket and similar articles of wood	19	300
4421100000	Clothes hangers of wood	428	274
4421909900	Other wooden articles	7.446	8.345
4601210000	Mats, matting and screens of vegetable materials of bamboo	6.551	9.243
4601949000	Other of other vegetable material	320	319
4602110000	Basketwork, wickerwork & other articles, of vegetable material of bam	297	275
4602120000	Basketwork, wickerwork & other articles, of vegetable material of rat	132	99
4813900000	Cigarette paper,in the form in rolls of a width not exceeding 5 cm	3.104	1.289
4818402000	Serviettes	15.030	45.762
4901910000	Dictionaries andencyclopedias,and serial instalments thereof	611	2.035
4901991000	Educational, technical, scientific, historical or cultural books	636	8.041
4901999000	Oth printed books,brochures, and similar printed	4.387	3.370
4908900000	Other transfers (decalcomanias), vitrifiable	38	575
4910000000	Calendars of any kind,printed,including calendar blocks.	690	1.442

HS	Uraian Golongan Barang Group Description	Berat (Kg) Weight (Kg)	Nilai FOB (US\$) FOB Value (US\$)
(1)	(2)	(3)	(4)
4911100000	Calendars of any kind,printed,including calendar blocks.	1.905	1.463
4911912000	Oth trade advertising material, commercial catalogues and the like	554	388
4911913000	Other wall picture & diagrams for instructional purposes	4.580	11.668
5204190000	Cotton sewing thread,not for retail sale cotton weight < 85%	95	309
5204200000	Cotton sewing thread, wether for sale	610	497
5601100000	Other woven fabrics of artificial staple fibre,of yarn diff colours	1.850	10.456
5601210000	Wadding of cotton,length<=5mm	1	2
5701909000	Oth prayer rugs of carpet of cotton	12	200
6104199000	Women's/girl's suits of oth textile material, knitted/crocheted	5.800	6.606
6106100000	Women's/girl's blous,shirt&shirt blous of cotton, knitted/crocheted	600	702
6106900000	Women's/girl's blous,shirt&shirt blous of oth textile material, knitted	89.618	54.037
6109101000	T-shirts, singlet&oth vests of cotton, knitted/crocheted for men/boys	100	146
6109909000	T-shirts,singlet&oth vests of oth txtile materials, knitted/croch for w	38	600
6111900000	Babies garment&clothing accessories of oth textile material, knitted/c	11.636	2.243
6203199010	Men's/boy's suits of cotton, not printed by trdntional batik process,no	920	1.014
6203199090	Men's/boy's suits of other textile mater not knitted/crocheted	400	468
6205900090	Male's shirts of man-made fibres	10.516	1.509
6210500000	Oth male garmnt of 5602/03;5903/06/07 for protect work from oth hazard	240	50
6214100010	Handkerchiefs of oth textiles not silk/ waste, not by traditional bati	150	117
6214400010	Syals/scarves/mufflers/mantillas/veils of synth fibres, not by trad ba	492	348

HS	Uraian Golongan Barang Group Description	Berat (Kg) Weight (Kg)	Nilai FOB (US\$) FOB Value (US\$)
(1)	(2)	(3)	(4)
6216001000	Protective work gloves, mittens & mitts	245	171
6216009100	Oth gloves, mittens & mitts of wool/fine animal hair	2.406	2.029
6216009900	Oth gloves, mittens & mitts not wool/ fine animal hair/cotton	25.739	21.848
6302100000	Bed linen, knitted/crocheted	6	100
6304191010	Bedspreads of cotton, printed by traditional batik process	723	636
6307200000	Life-jackets & life-belts	35	204
6402990000	Oth diving boots cover the ankle not incorp protct mtal toe-cap, rubbe	12	200
6501000000	Hat-forms/bodies,hood of felt,not block shape, not brims, plateoux, ma	3.200	8.951
6505100000	Oth hats&oth headgear, not for hair-nets /religious purposes, knitted/	131.404	150.439
6805100000	Natural/artificial abrasive powder/grain on a base of woven textile fa	1	16
6805209000	Natural/artificial abrasive powder/grain on a base of paper/ paperboard	1	9
6806900000	Mixture&article of heat/sound insulating or sound absorb mineral wate	600	2.855
6813810000	Brake lining&pad of friction material&article,not containing asbestos	18	2.009
7009920000	Glass mirros, framed	9	693
7020001900	Glass moulds for other purposes	13	2.223
7020009000	Evacuated tubes for solar energy collectors	1	175
7219909000	Oth flat-roll prod.of stainless steel, thick>=1.5mm & <125mm patterns	2.566	5.569
7228609000	Other bars and rods : not of circular cross-section	3	20
7228700000	Other bars and rods : not of circular cross-section	53	56
7303001030	Other than sleepers, of iron or steel	77	450

HS	Uraian Golongan Barang Group Description	Berat (Kg) Weight (Kg)	Nilai FOB (US\$) FOB Value (US\$)
(1)	(2)	(3)	(4)
7303001090	Other than sleepers, of iron or steel	41	600
7304190000	Oth.tube,pipe&hollow profile,seamless, line pipe of a kind use for oil	2.114	5.960
7304230090	Oth. unfinished drill pipe (green pipe)	295.465	824.734
7304290010	Unfinish casetube&unworked pipe end with yield strength less than 75,0	96.335	1.705.938
7304290090	Oth.unfinish casetube&unworked pipe end with yield strength less than	23.815	340.521
7304319000	Circular cross-section,iron/non-alloy steel,diameter>=140mm&carbon>=0.	800	19.622
7304590000	Oth.Drill rod casing&tubing with pin& sect.of oth alloy steel,cold rol	17.000	10.000
7304900000	Oth.Drill rod casing&tubing with pin& sect.of oth alloy steel,cold rol	6.624	91.892
7305900000	Oth.lines pipe,for oil/ gas longitudinall oth.stainless steel pipes & t	67.278	430.006
7306210000	Casing&tubing of a kind use in drilling welded, of stainless steel	8.515	4.654
7307110000	Oth.thn bundy-weld pipes & tubes, with internal diameter > 12,5mm	60	1.680
7307190000	Cast fitting of other than non-malleable cast iron	2.759	6.946
7307220000	Oth pipe of stainless steel flanges internal diameter>=15cm	41	1.742
7307290000	Oth pipe,stainless steel butt welding, fittings, internal diameter>=15	562	800
7307910000	Oth stainlss steel oth.than flanges,butt welding,threaded elbow,bend&s	21	1.843
7307920000	Oth tube or pipe fittings flanges, internal diameter>=15cm	95	3.180
7307990000	Oth tube/pipe fittings,butt welding fittings,internal diameter>=15cm	16.957	194.166
7308202900	Other lattice masts	1.102	1.008
7308909000	Other structures & parts of structures, perforated cable trays	113.646	475.000
7309000000	Other structures & parts of structures, not guardrails	156.851	1.075.289

HS	Uraian Golongan Barang Group Description	Berat (Kg) Weight (Kg)	Nilai FOB (US\$) FOB Value (US\$)
(1)	(2)	(3)	(4)
7310100090	Oth reservoir,tank,vat&similar,iron/ steel ,cap.>300ltr,not lined/heat-i	2.733	72.001
7311009900	Other containers of iron or steel capacity>=110L	657	7.157
7312109000	Stranded wire,rope&cables by plated / coatd wth brass,& of a nom.d<=3m	1.859	6.101
7315112900	Roller chain for bicycles of mild steel	6	421
7315120000	Oth mild steel for roller chain,transmis pitch lenght>32mm	237	3.263
7318129000	Other wood screws with an external diameter not exceeding 16 mm	3	188
7318151100	Screw metal with/without nuts/washers with an external diameter <=16 m	8	375
7318151200	Screw metal with/without nuts/washers with an external diameter <=16 m	28	3.072
7318151900	Screw metal with/without nuts/washers with an external diameter <=16 m	1	19
7318159100	Screw metal with/without nuts/washers with an external diameter <=16 m	4	1.637
7318159200	Screw metal with/without nuts/washers with an external diameter <=16 m	147	296
7318159900	Screw metal with/without nuts/washers with an external diameter <=16 m	29	2.180
7318169000	Nuts with an external diameter not exceeding 16 mm	89	740
7318229000	Other washers with an external diameter not exceeding 16 mm	110	3.203
7318239000	Rivet with an external diameter not exceeding 16 mm	1	8
7318249000	Cotters& cotters pins with an external diameter not exceeding 16 mm	56	5.068
7318299000	Oth non threaded articles wth an external diameter <= 16 mm	506	23.208
7319300000	Oth non threaded articles wth an external diameter <= 16 mm	1.010	61.307
7319900000	Safety pins	8	1.420
7320109000	Other leaf springs and leaves	716	18.368

HS	Uraian Golongan Barang Group Description	Berat (Kg) Weight (Kg)	Nilai FOB (US\$) FOB Value (US\$)
(1)	(2)	(3)	(4)
7320209090	Other Helical springs for motor vehicles	3	78
7320909000	Other springs and leaves	45	3.827
7322190000	Other parts of radiators	23	39
7322900000	Other radiators for central heating	11.093	147.279
7323100000	Iron/steel wool; pot scourers&scouring or polishing pads, gloves and t	400	187
7323911000	Kitchenware of cast iron, not ennamelled	3.842	3.083
7323919000	Household articles of cast iron not enamelled	635	596
7323920000	Household articles of cast iron, enamelled	759	636
7323931000	Kitchenware of stainless steel	68.574	53.500
7323939000	Other household articles of stainless steel	25.480	16.941
7323991000	Other kitchenware	230	286
7323999000	Other household articles of iron or steel	169	168
7326190000	Other articles or iron or steel but not forged or stamped	138	12.898
7326903000	Stainless stl shield&clamp assembly wth rubb.sl for hubless cast iron&	21	600
7326909000	Stainless steel shield, clamp assembly horses shoes, riding boot spurs	68.576	615.938
7419999000	Articles specially designed for use during religious rites	10	254
7507120000	Tubes and pipes of nickel alloys	288	3.966
7611000000	Aluminium reservoirs, tanks, vats and similar containers for any mater	302	500
7612909000	Oth.aluminium casks,drums,cans, boxes & containers, for any material	418	4.559
7615110000	Oth table, kitchen/oth household articles & parts thereof of aluminium	400	187



HS	Uraian Golongan Barang <i>Group Description</i>	Berat (Kg) <i>Weight (Kg)</i>	Nilai FOB (US\$) <i>FOB Value (US\$)</i>
(1)	(2)	(3)	(4)
7615190000	Oth table, kitchen/oth household articles & parts thereof of aluminium	42.843	27.666
7615209000	Other sanitary ware and parts thereof of aluminium	56	38
7616109000	Tacks, rivets,cotters,cotter pins and washers of aluminium	42	1.617
7806003000	Lead,tubes,pipes and tube or pipe fittings	49	1.393
7907009090	Zinc tubes, pipes,tube, pipe fittings (for cuoplings, elbows, sleeves)	2.413	2.567
8001100000	Unwrought tin, not alloyed	20.000	452.000
8202100000	Hand saws	1	13
8203100000	Files, rasps and similar tools	1	50
8203200000	Pliers (including cutting pliers), pincers, tweezers and similar tools	29	1.309
8203300000	Metal cutting shears and similar tools	27	2.263
8204110000	Hand operated spanners and wrenches non adjustable	20	1.521
8204120000	Hand operated spanners and wrenches adjustable	78	2.105
8204200000	Interchangeable spanner sockets, with or without handles	74	4.331
8205100000	Drilling, threading or tapping tools	1	68
8205200000	Hammers and sledge hammers	1	61
8205300000	Planes, chisels, gouges and similar cutting tools for working wood	1	5
8205400000	Screwdrivers	1	65
8205590000	Other hand tools , oth than househlo d tools	584	40.244
8205700000	Vices, clamps and the like	14	120
8205900000	Other including sets of articles of two or more subheadings of this he	950	290.826

HS	Uraian Golongan Barang Group Description	Berat (Kg) Weight (Kg)	Nilai FOB (US\$) FOB Value (US\$)
(1)	(2)	(3)	(4)
8206000000	Tools of two/ more of the headings 82.02 to 82.05 put up in sets for ret	2.091	10.375
8207190000	Other rock drilling / earth boring tools , including parts	14.571	1.362.861
8207300000	Tools for pressing, stamping or punching	3.570	33.703
8207400000	Tools for tapping or threading	1	38
8207500000	Tools for drilling, other than for rock drilling	9.668	486.838
8207600000	Tools for boring or broaching	3.128	30.111
8207700000	Tools for milling	38	38.882
8207900000	Other interchangeable tools	766	3.169
8208200000	Knives and cutting blades for wood working	500	21.582
8208900000	Other knives and cutting blades for machines or for mechanical applian	283	18.743
8209000000	Plates, sticks, tips and the like for tools,	7	189
8211932090	Knives, oth than fixed blades, handle oth than metal, for agricultural,	1	5
8211939090	Knives having other than fixed blades with handle of base metal	1	9
8211940000	Knives having other than fixed blades with handle of base metal	238	250
8211950000	Knives with handles of base metal	61	1.591
8213000000	Scissors, tailors' shears and similar shears and blade thereof	1	3
8215990000	Other similar kitchen and tableware	6	40
8302499000	Mounting of a kind suitable for saddlery	53	1.397
8405900000	Part of producer gas/ water gas generat, with or without purifiers; ace	660	10.642
8406820000	Turbines oth than marine propulsion of an output not exceeding 40 MW	2.630	10.000

HS	Uraian Golongan Barang Group Description	Berat (Kg) Weight (Kg)	Nilai FOB (US\$) FOB Value (US\$)
(1)	(2)	(3)	(4)
8406900000	Part of turbines for marine propulsion	24.949	476.918
8407100000	Spark ignition reciproc/rotary internal combustion piston engines for	4.315	305.000
8408209900	Oth for vehicles of subheading 8701.10 with cyl capacity > 20000 cc	1.300	20.000
8409917500	Cyl heads & head covers for other eng	7	150
8409996300	Other cylinder liners for marine propulsion engines of power > 22,38 k	114	6.557
8409996400	Pistons for vssls eng >= 22,38 kw of =>50 mm diamtr <= 155 mm of headi	72	119
8409996500	Other piston for marine propulsion engines of power > 22,38 kw	11.445	119.919
8409996900	Other for marine propulsion engines of a power > 22,38 kw	68.067	780.208
8411990000	Oth Parts of turbo-jets/turbo-propellers	7.602	57.248
8412100000	Reaction engines oth than turbo-jets	300	4.000
8412210000	Hydraulic power engines and motors with linear acting (cylinders)	13	1.166
8412290000	Hydraulic power engines and motors with other linear acting (cylinders)	38.528	517.469
8412800000	Oth engines and motors	665	56.734
8412909000	oth parts of engines of subheading 841	21.343	432.213
8413110000	Pumps for dispensing fuel/lubricants of the type used in fill station/	7	195
8413209000	Oth Water pump for hand pump,oth than those of subheading 8413.11 / 8	20	990
8413309900	Other Cooling medium pumps for internal combustion piston engines	1.910	24.525
8413601000	Oth reciproc positif displacement pumps, of water pumps with flow rate	750	11.901
8413602000	Oth reciproc positif displacement pumps, of water pumps with flow rate	3.104	62.657
8413702900	Oth centrifugal pumps;single suction horizontal shaft water pumps	350	235

HS	Uraian Golongan Barang Group Description	Berat (Kg) Weight (Kg)	Nilai FOB (US\$) FOB Value (US\$)
(1)	(2)	(3)	(4)
8413811000	Oth pumps with shafts common with the prime mover of an inlet diamtr >	15.981	294.429
8413812000	Water pump with flow rate >= 13000 m/h	13.600	154.920
8413914000	Part of other centrifugal pumps	164	8.535
8413915000	Part of other centrifugal pumps	13.217	178.159
8413919000	Part of other pumps	3.152	138.277
8414309000	Compr kind refgrt eqp oth with cap refr <21.10 kw or displacmnt perre	10.300	107.500
8414400000	Air compressors mounted on a wheeled chasis for lowing	19.954	25.000
8414803000	Hoods have max horizon side<120 cm of free piston generators for gas t	1.295	2.703
8414804100	Gas compr modul for use in oil drill oth than those of subhd 841430 an	12.983	20.000
8414804900	oth Gas compr modul for use in oil drill oth than those of subhd 84143	63	1.200
8414809190	Hoods having maximum horizontal side > 120 cm for air pumps	9.500	1.700.000
8414901100	Hoods having maximum horizontal side > 120 cm for air pumps	1	21
8414909900	Hoods for goods of subheading 8414.80	416	1.330
8415903900	Part mach with>26,38 kw output<52,75 kw with evap<67,96 m/m used mtr v	101	80
8419891900	Oth mach for making hot drinks/for cooking/heating food,electricall o	5.822	21.334
8421199000	Oth centrifuges,including centrifugal dr yers	4.400	107.029
8421212900	Filtering/purifiying water machine & app ,non electric operated of a c	14.505	31.690
8421239900	Petrol filters for internal combustion engines machinery pos 8429 or	400	26.952
8421294000	Filter/purify mach&apparatus for petrol filters	721	20.008
8421295000	Filter/purify mach&apparatus for oil fil ters	1.906	52.958

HS	Uraian Golongan Barang Group Description	Berat (Kg) Weight (Kg)	Nilai FOB (US\$) FOB Value (US\$)
(1)	(2)	(3)	(4)
8421299000	Oth filtering machinery & apparatus for liquids not electrically opera	5.570	133.292
8421319000	Oth intake air filters for internal combustion engines	23	672
8421399000	Filtering machines&apparatus for gases	8.719	69.504
8421999900	Oth parts of goods of subheading 8421.21.11/8421.21.21	157	12.088
8422909000	Part goods of subhd 8422 of oth than sub heading 8422.11	31	1.200
8423821900	Oth.weigh mach,having a maximum weight 1000<capacity <= 5 000kg ,elect	6.399	9.116
8424899000	Oth appl for project,dispers,spray liquids/ powders,not household type	549	300
8425190000	Pulley tackle & hoists oth than skip for raising vehciles, not electr	91	150
8425492000	Oth jacks;hoists of a kind used for raising vehicles, not electric ope	1	40
8427200000	Oth self-propelled trucks	11.550	62.250
8428209000	Oth pneumatic elevators & conveyors	32.306	343.500
8429401000	Scrapers	5.921	15.000
8429510000	Front-end shovel loaders	71.075	133.070
8429520000	Mach with a 360,revolving super struct, mech shovels,excavators and sh	760.007	2.078.183
8429590000	Mech shovels,excavators & shove loader oth front-end shovel,cannot rev	88.480	60.444
8430491000	Boring mach,Wellhead platforms & integra produc modules for use in dr	12	7.000
8430499000	Other boring or sinking machinery, not self propeled	11	529
8431101900	Oth parts suitable for of goods of heading 84.25,electrically operated	1.400	6.678
8431311000	Parts of goods of shd 8428.10.(21,29), 8428.10.90,of lift skip hoist/e	419	12.010
8431399090	Part of other lifting,handling/loading machine	720	12.600

HS	Uraian Golongan Barang <i>Group Description</i>	Berat (Kg) <i>Weight (Kg)</i>	Nilai FOB (US\$) <i>FOB Value (US\$)</i>
(1)	(2)	(3)	(4)
8431430000	Parts of boring/sinking machinery of su bhead 8430.41/8430.49	808.491	18.028.725
8431491000	Parts of machinery of heading 84.26 oth than Buckets, shovels, grabs a	13.159	55.000
8431499000	Oth parts suitable use of machinery of heading 84.30	69.470	1.066.668
8465931000	Grinding, sanding/ polishing machines, electrically operated	21.900	25.925
8465993000	Other machine tools, lathes, eletrically operated	260.963	100.400
8465999000	Other mach-tools for nailing,stapling, glueing/otherwise assemb,not el	371.077	238.700
8466109000	Oth tool holders & self-opening dieheads	262	176.435
8467110000	Tool for work in the hand,pneumatic, rotary type (incl rotary percussi	1	25
8467210000	Drills of all kinds with self contained electric motor	1.204	31.093
8467220000	Saws with self contained electric motor	1.738	44.905
8467290000	Oth tool for working in the hand, with self- contained electric motor	21.225	88.715
8471302000	Laptops incl notebooks and subnotebooks	1.212	20.989
8471309000	Oth portable digital automatic data proc mach,weigh not more than 10 kg	111	18.187
8471499000	Other digital automatic data proces mach ,present in form of systems	4.504	77.205
8471501000	Process units for personal & portab comp ,other automatic data process	62	8.600
8471509000	Other digital automatic data proces mach ,other automatic data process	5	140
8471603000	Computer keyboards	12	561
8471604000	X-y coordinate input devices,including mouse,light pens,joystick,track	1	136
8471609000	Other mach input/output units,whether/ not contain storg units same ho	10	271
8471809000	Other units of automatic data processing machines	111	36.009

HS	Uraian Golongan Barang Group Description	Berat (Kg) Weight (Kg)	Nilai FOB (US\$) FOB Value (US\$)
(1)	(2)	(3)	(4)
8473501100	Parts&access suitable for use with mach auto data procc mach & units,e	5	11.145
8474101000	Sorting,screening,separating/ washing machines, electrically operated	972	100.141
8474311000	Concrete/ mortar mixers, electrically operated	12.900	14.781
8413915000	Part of other centrifugal pumps	13.217	178.159
8413919000	Part of other pumps	3.152	138.277
8474901000	Parts of mach for sort,creen,separate, wash,crush,grinding&mixing,elec	938	85.310
8479893000	Oth mach for assembling CPU daughter board in plastic case/housing,ele	3.252	161.423
8479894000	Oth mach for assembling CPU daughter board in plastic case/housing,not	10.313	1.594.713
8479902000	Part of goods Oth mach for assembling CPU daughter plastic case/housin	105	7.439
8479903000	Part of oth electrically operated machine	2.367	173.814
8479904000	Part of nonelectrically operated machinery	1.381	320.051
8480410000	Moulds for metal/ metal carbides injectionn or compression types	43	300
8480600000	Moulds for mineral materials	6.075	34.169
8481201000	Valve for olehydraulic/ pneumatic tran, manual oprtd, 5 cm ? intl diamt	13	363
8481209000	Oth valve for olehydraulic/ pneumatic transmissions	157	2.660
8481309000	Other check (nonreturn) valves	498	26.917
8481409000	Oth safety/relief valves	1.207	78.746
8481804900	Oth soda water bottle valves;gas operate beer dispensing units	737	216
8481806200	Cast iron gate valve,inlet diamtr? 4cm& cast iron butterfly valve,inle	3.489	17.193
8481806500	Other hog nipple waterers	4	4.502

HS	Uraian Golongan Barang Group Description	Berat (Kg) Weight (Kg)	Nilai FOB (US\$) FOB Value (US\$)
(1)	(2)	(3)	(4)
8481807200	Other ball valves	60	1.495
8481807600	Other manifold valves	33	55
8481809900	Other Fuel cut-off for vehicle	3.560	96.452
8481901000	Parts of housing for sluice/ gate valves an internal diameter ? 25 mm	133	3.696
8481902900	Others parts for taps, cocks, valves, and similar appliance of int. di	160	4.415
8481909000	Others parts for taps, cocks, valves and similar appliances	569	19.816
8482100000	Ball bearings	4.474	193.444
8482500000	Oth cylindrical roller bearings	44	1.724
8482800000	Oth,includ.combined ball/roller bearings	915	44.956
8482990000	Other parts of ball and roller bearings	34	2.133
8483101000	Transmission shafts for machinery of heading 84.29 or 84.30	231	29.697
8483102100	Transmission shafts for machinery of heading 84.29 or 84.30	71	75
8483102400	Transmission shaft for vehicles of motor cycles, auxiliary motor	180	4.348
8483109000	Other transmission shafts	10.447	165.102
8483309000	Other bearing housing not incorp.ball or roller bearings; plain shats	244	15.711
8483401100	Other bearing housing not incorp.ball or roller bearings; plain shats	434	475
8483402900	Gear&gearing oth than toothed wheels, for marine vessels	389	5.996
8483403000	Gear&gearing oth than toothed wheels, for machinery of moving grading	121	981
8483409000	Gear&gearing oth than toothed wheels, for oth mar.vsl/mach of moving g	755	12.476
8483500000	Flywheels&pulleys,including pulley block	335	8.830



HS	Uraian Golongan Barang Group Description	Berat (Kg) Weight (Kg)	Nilai FOB (US\$) FOB Value (US\$)
(1)	(2)	(3)	(4)
8483600000	Clutches & shaft couplings (including universal joints)	28	30
8483901900	Oth. parts of goods of trans. shafts	750	23.086
8483909900	Oth toothed wheels, chain sprockets	1.013	898
8484100000	Gaskets&similar joint metal sheeting combined with oth material/2 more	205	8.344
8484200000	Mechanical seal	1.042	16.423
8484900000	Oth.gasket&similar joints of metal sheet combined with oth material/2	436	13.610
8487900010	Oth mach. parts, not cont. electric connector,insulator,coil, oth el	4	279
8487900090	Oth mach. parts, not cont. electric connector,insulator,coil, oth el	235	5.797
8501101900	Oth mach. parts, not cont. electric connector,insulator,coil, oth el	5.700	30.000
8501109900	Others spindle (AC/DC) motors	178	486
8501311000	Other universal (AC/DC) motors of an output > 1 kw	2.810	15.761
8501312000	Other universal (AC/DC) motors of an output > 1 kw	197.056	823.619
8501510000	Oth AC motors, single-phase of an output > 1 kw	8.373	35.000
8501530000	Motor ac of an output > 75 kw	3.940	10.000
8502400000	Electric rotary converters	1.972	10.000
8503009000	Oth parts in manufacture electric motor generator of output>10000 kw	6.600	41.799
8504219900	Oth Liquid dielectric transformer handling capacity ? 650 kva	1.078	11.070
8504229900	Oth stepvoltage regltor of a high side 650 kv < voltage ? 10000 kv	2	100
8504319000	Intermediate frequency transformer power handling capacity ? 1 kva	12	600
8504321900	Oth matching transformers, pwr handling 1 kva < capacity ? 5 kva	65	2.500

HS	Uraian Golongan Barang <i>Group Description</i>	Berat (Kg) <i>Weight (Kg)</i>	Nilai FOB (US\$) <i>FOB Value (US\$)</i>
(1)	(2)	(3)	(4)
8504401100	Uninterrupted power supplies (ups)	19	5.471
8504401900	Other uninterrupted power supplies	12	600
8504402000	Battery chargers having a rating>100 kva	45	378
8504409000	Other static converter for automatic data processing machines&unit th	1.997	81.707
8504909000	Other parts of electrical transformers, static converters & inductor	1	182
8505190000	Permanent magnet not of metal	17	3.044
8505909000	Other electro magnetic including parts	1	50
8506500000	Lithium of primary cell/batteries	247	69.536
8506801000	Zinc carbon, having an external volume ? 300 cm3 of primary cell/batt	37.705	124.452
8506802000	Zinc carbon, having an external volume > 300 cm3 of primary cell/ batt	381	10.000
8506809000	Zinc carbon, having an external volume > 300 cm3 of primary cell/batt	1.256	141.996
8506900000	Parts of primary cells/batteries	40	2.000
8507209000	Oth lead-acid accumulator of a kind used for aircraft	1	120
8507809000	Oth accumulator of a kind used for aircraft	18	7.638
8507909100	Other parts of a kind used for aircraft	970	14.000
8511109000	Other sparking plugs	31	1.320
8511309000	Unassmled distributors/igntion coil	1	50
8511509000	Assembled alternators for engine vehicle of special purpose motor vehi	1.208	48.500
8511800000	Other generators	75	1.089
8511900099	Other equipment of electrical ignition	1.905	21.259

<b>HS</b>	<b>Uraian Golongan Barang Group Description</b>	<b>Berat (Kg) Weight (Kg)</b>	<b>Nilai FOB (US\$) FOB Value (US\$)</b>
(1)	(2)	(3)	(4)
8513109000	Other portable electirc lamps	10	8
8515110000	Soldering irons and guns	7	275
8515191000	Mach and app for soldering component on PCB/printed wiring boards	1	24
8515199000	Other brazing/soldering machines and apparatus	1	42
8515809000	Oth electric mach & app for hot spraying of metals/sintered metal car	223	2.437
8515909000	Oth electric machines & apparatus	18	160
8516601000	Rice cookers	1.529	4.288
8517699000	Other apparatus for transmission or reception of voices; others	50	1.836
8517709900	Other aerials or antennae	2.500	5.430
8518109000	Other microphones	19	2.132
8518309000	Other headphones and earphones, combined w/ microphone/ speaker sets	1.389	20.040
8518409000	Other audio-freq elec. amplifier	53	5.262
8519813000	Compact disc player	1	1
8521901900	Laser disc player used in other purpose	19	300
8526919000	Other radio navigational aid apparatus	147	13.251
8526920000	Radio remote control apparatus	367	28.480
8527919000	Oth radio-broadcast receiver,ext source power comb. w/ sound record,no	215	16.895
8528411000	Colors cathode-ray tube monitor,used in automatic data processing syst	3	6.750
8528512000	Oth projection type flat panel display units, color	34	4.760
8528690000	Oth projector,flat panel display type, used in automatic data processi	25	15.000

HS	Uraian Golongan Barang Group Description	Berat (Kg) Weight (Kg)	Nilai FOB (US\$) FOB Value (US\$)
(1)	(2)	(3)	(4)
8529104000	Aerial filters and separators	105	6.743
8529106000	Feed horns (wave guide)	149	10.471
8529109900	Oth aerials&aerials reflector,used with transmission app. for oth purp	68	7.572
8532100000	Fixed capacitor desgned for use in 50/60 Hz circuit, reactive power >=	5	450
8533310000	Wirewound variable resistors, rheostats, for a power handling capacity	1	1.870
8533400000	Other variable resistors, including rheostats and potentiometers	15	300
8534009000	Other printed circuits	20	27.873
8535309000	Isolating switch&make-and-break switch for a voltage of < 66 KV	50.112	209.450
8535400000	Lightning arresters,voltage limiters and surge suppressors	22	92
8535909000	Oth bushing and tap changer assembl. for electricity distrib/ power tr	52.738	478.144
8536109000	Oth thermal fuses glass type	1	1
8536201000	Other fuses	10	908
8536209000	Automatic circuit incorporated into electro-thermic domestic appliance	59	1.555
8536300000	Automatic circuit incorporated into oth, a current >= 16A	19	32
8536490000	Relays used in other equipment, voltage <= 60V	1	74
8536503900	Other high inrush switches	245	90.447
8536509990	Oth make&break switch,>500V	4	15
8536692900	Audio/video & cathode ray tube socket for TV/radio receiver,a current	4	2.587
8536699900	Oth socket&plug, for a current >= 16A	157	369
8536901900	Connection&contact elements for wires&cables;wafer probers;current >=	1	19

HS	Uraian Golongan Barang Group Description	Berat (Kg) Weight (Kg)	Nilai FOB (US\$) FOB Value (US\$)
(1)	(2)	(3)	(4)
8536902900	Junction boxes,for a current >= 16A	82	33.932
8536903900	Cable connector,connector/adaptor for co-axial cable,commutator,curren	9	350
8536909910	Oth cable connector,for a current >= 16A	31	52
8536909990	Oth cable connector,for a current >= 16A	1.543	19.263
8537109000	Programmable logic controllers for auto-mach for trans. for semicondu	304	46.277
8537209000	Oth board for elect. control for voltage > 1000 volt	12	20
8538902900	Oth part incl. printed circuit assmblies of telp plug;connect&contact;	2.032	3.866
8539109000	Sealed beam lamp units for others	6	454
8539219000	Other tungsten halogen	7	590
8543909000	Parts of oth electrical machines and apparatus,having individual fucti	44	3.568
8544110090	Parts of oth electrical machines and apparatus,having individual fucti	9	175
8544199000	Winding wire not of copper,not lacquere/enamelled, not manganese resi	50	7.183
8544203000	Co-axial cable/elec;unfitted w/ conectr;<=66.000V;insulate not w/ rub	5	217
8544204000	Co-axial cable/elec;fitted w/ connector;>66.000V;insulate not w/ rubb	4	175
8544309000	Wring harness for mtor vehicle;excl head 87.02,87.03,87.04/84.11;no in	10	15
8544421900	Oth elect conductor,fitted w/ connector; used for communication,voltag	4.271	231.609
8544429000	Battery cab;<=1000V;no insulate w/rubber ecl vehicle head 87.02,87.03,	19.843	84.600
8544491900	Oth elect conductor,not fit w/ cconnector; used for communication,voltag	486	20.874
8544493900	Oth elect connector,fit w/ connector for comm,not insulate w/ plastic	8.187	118.100
8544602100	Oth electric conductors,>36 kV & <=66kV, insulate plastic w/ core diam	24.859	155.890

HS	Uraian Golongan Barang Group Description	Berat (Kg) Weight (Kg)	Nilai FOB (US\$) FOB Value (US\$)
(1)	(2)	(3)	(4)
8544602900	Oth electric conductors,>1 kV & <=36kV, insulate plastic w/ core diamt	34.629	920.459
8544709000	Other optical fibre cables	795	46.230
8545200000	Carbon brushes of graphite/oth carbon, for electrical purposed	10	2.162
8546200010	Electrical insulators of glass	4	447
8546900000	Oth elect insulators not of glass and of ceramics	5	199
8547200000	Insulating fitting for electrical mchine appl/equip; of plastics	3	132
8548902000	Printed circuit assemblies incl such assemblies for external connectio	9	1.013
8609009000	Container of oth material,design&equip for carriage by one/more mode	48	4.387
8704102200	Damper,designed for-off highway,CKD, g.v.w. > 45 t	158.846	777.145
8708309000	Oth brakes,servo-brakes; parts thereof for transport of persons	13.480	151.204
8708402900	Gear boxes, assembled for transport vehicles , >= 10 person	1.502	440
8708501900	Drive-axles with differential, unassembl for transport ,>=10 person	278	4.481
8708701900	Road wheels of hub-caps for special purpose motor vehicles	3.231	17.828
8708801900	Suspension systems for transport ,>=10 person	707	18.184
8708999900	Other parts,acces for other vehicles of heading 8701- 8705	1.647	40.042
8802201000	Aeroplane of an unladen weight <= 2,000 kg	997	494.465
8803300000	Other parts of aeroplanes/helicopters heading 8801 or 8802	544	540.000
8901102000	Cruise ships,excursion boats,ferry-boats of gross tonnage>26 but<=500	390.023	976.260
8901306000	Refrigerated vessels, oth than 8901.20 of gross tonnage <= 5000 ton	133	3.500
8901902400	Other vessels,for transp. not motorised of gross tonnage > 500 ton	1.678.000	1.500.000

HS	Uraian Golongan Barang Group Description	Berat (Kg) Weight (Kg)	Nilai FOB (US\$) FOB Value (US\$)
(1)	(2)	(3)	(4)
8901902600	Other vessels,for transp. not motorised of gross tonnage > 500 ton	1.705.000	1.285.000
8903920000	Motorboats, other than outboard motor, not inflatable	4.897	4.480
8905909000	Oth vessels w/navigability of which is subsidiary to their main functi	272.016	612.500
8906909000	Lifeboats oth than rowing boats, oth vessels of displacement > 300 ton	83.250	395.000
8907909000	Other floating structures	910	3.650
9013809000	Other devices, appliances&instruments of other optical appliances	1	30
9014100000	Direction finding compasses	2	298
9014809000	Oth navigation instrum&appl of oth used on ships	540	42.023
9015109000	Rangefinders other than of used in photography or cinematography	301	47.316
9015400000	Photogrammetrical surveying instruments and appliances	33	3.253
9015809000	Other instruments&appliances oth than Radio sonde and radio wind appar	45.792	3.568.586
9015900000	Parts & accessories of surveying instruments & appliances	29.582	4.073.701
9017300000	Micrometers, callipers and gauges	77	14.433
9017800000	Oth instruments for measuring length for use in hand, rods and tapes	324	197.044
9018110000	Electro-cardiographs,used in medical	12	2
9021900000	Oth appl.which are worn/carried/implan in the body,to compensate for a	74	2.764
9022909000	Part&acc oth of x-ray app for the physic inspection of solder joints o	81	102.164
9025803000	Oth instruments of oth than thermometers &pyrometers, not electrically	52	434
9026109000	Oth measuring/check the flow/level of liquid,not electrically operate	4	9.166
9026201000	Presure gauges for motor vehicles, electrically operated	728	20.191

HS	Uraian Golongan Barang Group Description	Berat (Kg) Weight (Kg)	Nilai FOB (US\$) FOB Value (US\$)
(1)	(2)	(3)	(4)
9026203000	Other measuring/ checking pressure instruments, electrically operated	31	8.783
9026801000	Oth instruments/app for measuring/check the flow/level/press,electric	112	10.065
9026802000	Oth instruments/app for measuring/check, flow/level/press,not electric	349	28.005
9026901000	Part&acc for electric operate instrument &app,measure/check the flow 1	335	98.256
9027501000	Oth instrum&app using optic radiations (uv, visible, ir),electrically	22	250
9027803000	Oth instruments&app oth than exposure meters,electrically operated	7.174	542.752
9027804000	Oth instruments&app oth than exposure meters,not electric operated	65	15.632
9027909900	Microtomes,not electrically operated	2.206	90.652
9028109000	Other gas meters	13	2.572
9028209000	Other liquid meters	259	7.130
9028309000	Other Electricity meters	1	2.869
9030100000	Instruments & apparatus for measuring/ detecting ionising radiations	155	51.906
9030200000	Oscilloscope and oscillographs	5	230
9030320000	Multimeters with a recording device	7	288
9030339000	Oth instruments&apparatus for measuring /check voltage without a recor	938	134.220
9030829000	Oth instrum&app for measuring/check semi conductor wafer/ devices oth w	15	40.098
9030899000	Oth instruments & apparatus,without recording device	306	4.450
9030909000	Other parts&accessories of goods of head 9030	2	894
9031499000	Other optical instruments and appliances for other purposes	410	90.480
9031809200	Oth instruments,appliances and machines, other cable tester	823	101.767



HS	Uraian Golongan Barang <i>Group Description</i>	Berat (Kg) <i>Weight (Kg)</i>	Nilai FOB (US\$) <i>FOB Value (US\$)</i>
(1)	(2)	(3)	(4)
9031901100	Parts&acc incl pca of optical instrum& appl,inspect semicon wafer,elec	5	4.025
9031901900	Oth parts&acc oth than inspect wafer/ repair/ measure pcb,pwb,pwa elect	1.747	181.586
9031902000	Oth part&acc for measure/chek instrument appliance&mach,not elect oper	8.184	148.578
9032101000	Thermostats, electrically operated	3	225
9032891000	Instru&app,automatic data process mach for controll,cargo handling sys	163	24.900
9032892000	Automatic instrum&app for controll chem/elec-chem solutions in pca/pwb	2.768	22.446
9032899000	Oth automatic regulating/controll instrum&app not electrically operate	799	11.085
9033001000	Parts&acc for mach,appl,instrum of chap 90 for electric operated equip	2.036	180.295
9112200000	Clock cases and cases of a similar type for other goods of this chapte	1	142
9202900000	Oth string musical instruments(guitars) not played with a bow	9	150
9401909910	Parts of seats of other than plastics	7.175	11.934
9401909990	Parts of seats of other than plastics	2.000	3.435
9403500000	Wooden furniture of a kind used in the bedroom	1	20
9403600000	Wooden furniture of a kind used in the bedroom	64	1.000
9403700000	Oth wooden furniture,oth than fume cupboard	214	171
9404299000	Mattress of other materials	806	613
9404909000	Other articles of bedding&similar furnishing	1.798	981
9405209090	lamps of electric table,desk, bedside/ floor-standing lamps	3	50
9406009400	Other prefabricated buildings of iron/ steel	88	2.468
9503006000	Stuffed toys representing animals or non-human creatures	428	199.182

HS	Uraian Golongan Barang <i>Group Description</i>	Berat (Kg) <i>Weight (Kg)</i>	Nilai FOB (US\$) <i>FOB Value (US\$)</i>
(1)	(2)	(3)	(4)
9503007100	Puzzles of all kinds	3	50
9503009900	Other toys or parts	1.300	2.929
9504400000	Playing cards	21.859	43.718
9505900000	Festive,carnival/oth entertn.articles incl conjuring tricks & novelty	537	4.234
9506310000	Golf clubs, complete	64	1.000
9506510000	Lawn-tennis rackets, whether/not strung	3	50
9603101000	Brushes consisting of twig/oth vegetable materials bound together	47.991	77.426
9603210000	Tooth brushes, incl dental-plate brushes	588	6.421
9603500000	Oth brushes constituting part of machine , appliances or vehicles	1	11
9608399000	Oth fountain pens, stylograph pens and other pens	1	2
9609909000	Pencils & crayons other than those of subheading 9609.10	200	115
9613101000	Pocket lighters, gas fuelled, non- refillable of plastics	112.211	231.420
9701100000	Paintings, drawings and pastels,executed entirely by hand	19	310
9702000000	Original engravings, prints & lithograps	342	231
<b>TOTAL EKSPOR</b>		<b>246.539.048.132</b>	<b>37.974.152.025</b>