



MILIK PERPUSTAKAAN

*BPS*

ISBN 979 482 4119  
7454293 02


PROVINSI SULAWESI TENGGARA

**PERKEMBANGAN**

**KETENAGAKERJAAN**

**PROPINSI SULAWESI TENGGARA**

**1992**




<https://>



KANTOR STATISTIK PROP. SULAWESI TENGGARA



ҚАЗАҚСТАН РЕСПУБЛИКАСЫ АРХИВ ҚОҒАМЫ



<http://ultra.kz>

1995

ҚАЗАҚСТАН РЕСПУБЛИКАСЫ АРХИВ ҚОҒАМЫ

ҚАҒАЗДЫҢ ҚАЛЫПТЫ ҚАЙТА АЛУ

ҚАЗАҚСТАН РЕСПУБЛИКАСЫ



ҚАЗАҚСТАН РЕСПУБЛИКАСЫ АРХИВ ҚОҒАМЫ

## KATA PENGANTAR

Publikasi perkembangan Ketenagakerjaan Sulawesi Tenggara Tahun 1992 merupakan Publikasi Ketenaga Kerjaan yang pertama kali diterbitkan oleh Kantor Statistik Propinsi Sulawesi Tenggara. Dalam Publikasi ini disajikan data ketenagakerjaan dari berbagai kegiatan pengumpulan data di lapangan seperti Survei Angkatan Kerja Nasional.


Publikasi ini dimaksudkan untuk melengkapi tersedianya data ketenagakerjaan di daerah ini, sebagai upaya untuk memberikan gambaran tentang perkembangan ketenagakerjaan di Sulawesi Tenggara. Karena berbagai angka ketenagakerjaan yang dirinci menurut Kabupaten/Kotamadya masih belum dapat disajikan.

Mudah-mudahan data yang dimuat dalam publikasi ini dapat memperkaya informasi tentang ketenagakerjaan dan membantu bagi para pengguna data untuk berbagai keperluan utamanya dalam bidang ketenagakerjaan.

Mengingat publikasi ini penyajiannya masih jauh dari kesempurnaan, maka kritik dan saran untuk perbaikan publikasi ini tetap kami harapkan demi penyempurnaan publikasi selanjutnya.

Kendari, November 1993

KEPALA KANTOR STATISTIK PROPINSI  
SULAWESI TENGGARA,

  
= SOEHANDONO, M. Sc =  
NIP: 340003641

(a+b+c) diatas. ... pengumpul dengan kegiatan butir

3. Untuk keperluan ini, maka perlu diadakan  
kegiatan (1) untuk dan (2) yang  
yang bersangkutan.

4. Dengan demikian, maka perlu diadakan  
kegiatan (1) untuk dan (2) yang  
yang bersangkutan.

5. Untuk keperluan ini, maka perlu diadakan  
kegiatan (1) untuk dan (2) yang  
yang bersangkutan.

6. Dengan demikian, maka perlu diadakan  
kegiatan (1) untuk dan (2) yang  
yang bersangkutan.

7. Untuk keperluan ini, maka perlu diadakan  
kegiatan (1) untuk dan (2) yang  
yang bersangkutan.

8. Dengan demikian, maka perlu diadakan  
kegiatan (1) untuk dan (2) yang  
yang bersangkutan.

TABEL 1.1.1.1. PENDUDUK BERUMUR 10 TAHUN KE ATAS MENURUT PENDIDIKAN  
TERTINGGI YANG DITAMATKAN, 1988-1992

LAKI-LAKI	TAHUN	TIDAK BELUM PERNAH SEKOLAH	TIDAK BELUM TAMAT SD	PENDIDIKAN TERTINGGI YANG DITAMATKAN				
				S D	S	M	T	P
(1)	(2)	(3)	(4)	(5)	(6)	(7)		
1988	TOTAL	54 285	128 093	139 049	43 686	7 719	51 405	
	KOTA	1 282	9 038	11 899	9 220	671	9 891	
	DESA	53 003	119 055	127 150	34 466	7 048	41 514	
1989	TOTAL	62 551	138 597	121 710	49 249	4 939	54 188	
	KOTA	930	8 649	12 200	9 456	362	9 818	
	DESA	61 621	129 948	109 510	39 793	4 577	44 370	
1990	TOTAL	47 423	132 153	160 207	52 542	5 055	57 597	
	KOTA	1 138	9 212	12 093	8 855	426	9 281	
	DESA	46 285	122 941	148 114	43 687	4 629	48 316	
1991	TOTAL	46 981	150 563	145 947	61 237	3 297	64 534	
	KOTA	4 250	19 222	20 603	14 807	733	15 540	
	DESA	42 731	131 341	125 344	46 430	2 564	48 994	
1992	TOTAL	39 820	148 733	155 782	56 193	7 917	64 110	
	KOTA	3 283	20 692	23 001	15 195	1 223	16 418	
	DESA	36 537	128 041	132 781	40 998	6 694	47 692	

No. 1000/1000/1000

---

NO	DATE	DESCRIPTION	AMOUNT	TOTAL
1	10/10/10	...	...	...
2	11/10/10	...	...	...
3	12/10/10	...	...	...
4	13/10/10	...	...	...
5	14/10/10	...	...	...
6	15/10/10	...	...	...
7	16/10/10	...	...	...
8	17/10/10	...	...	...
9	18/10/10	...	...	...
10	19/10/10	...	...	...
11	20/10/10	...	...	...
12	21/10/10	...	...	...
13	22/10/10	...	...	...
14	23/10/10	...	...	...
15	24/10/10	...	...	...
16	25/10/10	...	...	...
17	26/10/10	...	...	...
18	27/10/10	...	...	...
19	28/10/10	...	...	...
20	29/10/10	...	...	...
21	30/10/10	...	...	...
22	31/10/10	...	...	...
23	01/11/10	...	...	...
24	02/11/10	...	...	...
25	03/11/10	...	...	...
26	04/11/10	...	...	...
27	05/11/10	...	...	...
28	06/11/10	...	...	...
29	07/11/10	...	...	...
30	08/11/10	...	...	...
31	09/11/10	...	...	...
32	10/11/10	...	...	...
33	11/11/10	...	...	...
34	12/11/10	...	...	...
35	13/11/10	...	...	...
36	14/11/10	...	...	...
37	15/11/10	...	...	...
38	16/11/10	...	...	...
39	17/11/10	...	...	...
40	18/11/10	...	...	...
41	19/11/10	...	...	...
42	20/11/10	...	...	...
43	21/11/10	...	...	...
44	22/11/10	...	...	...
45	23/11/10	...	...	...
46	24/11/10	...	...	...
47	25/11/10	...	...	...
48	26/11/10	...	...	...
49	27/11/10	...	...	...
50	28/11/10	...	...	...
51	29/11/10	...	...	...
52	30/11/10	...	...	...
53	01/12/10	...	...	...
54	02/12/10	...	...	...
55	03/12/10	...	...	...
56	04/12/10	...	...	...
57	05/12/10	...	...	...
58	06/12/10	...	...	...
59	07/12/10	...	...	...
60	08/12/10	...	...	...
61	09/12/10	...	...	...
62	10/12/10	...	...	...
63	11/12/10	...	...	...
64	12/12/10	...	...	...
65	13/12/10	...	...	...
66	14/12/10	...	...	...
67	15/12/10	...	...	...
68	16/12/10	...	...	...
69	17/12/10	...	...	...
70	18/12/10	...	...	...
71	19/12/10	...	...	...
72	20/12/10	...	...	...
73	21/12/10	...	...	...
74	22/12/10	...	...	...
75	23/12/10	...	...	...
76	24/12/10	...	...	...
77	25/12/10	...	...	...
78	26/12/10	...	...	...
79	27/12/10	...	...	...
80	28/12/10	...	...	...
81	29/12/10	...	...	...
82	30/12/10	...	...	...
83	31/12/10	...	...	...
84	01/01/11	...	...	...
85	02/01/11	...	...	...
86	03/01/11	...	...	...
87	04/01/11	...	...	...
88	05/01/11	...	...	...
89	06/01/11	...	...	...
90	07/01/11	...	...	...
91	08/01/11	...	...	...
92	09/01/11	...	...	...
93	10/01/11	...	...	...
94	11/01/11	...	...	...
95	12/01/11	...	...	...
96	13/01/11	...	...	...
97	14/01/11	...	...	...
98	15/01/11	...	...	...
99	16/01/11	...	...	...
100	17/01/11	...	...	...

---

<https://sultra.bps.go.id>

TABEL 1.2.1. PENDUDUK BERUMUR 10 TAHUN KE ATAS YANG TERMASUK ANGKATAN KERJA DAN BUKAN ANGKATAN KERJA MENURUT JENIS KEGIATAN TAHUN 1988-1992

LAKI-LAKI

TAHUN	ANGKATAN KERJA					
	BEKERJA	SUDAH PERNAH BEKERJA	PERNAH BEKERJA BELUM	MENCARI PEKERJAAN		
(1)	(2)	(3)	(4)	(5)		
		JUMLAH	JUMLAH	JUMLAH		
		ANGKATAN KERJA	ANGKATAN KERJA	ANGKATAN KERJA		
			TERHADAP	TERHADAP		
			ANGKATAN KERJA	ANGKATAN KERJA		
			(6)	(7)		
1988 TOTAL	281 328	1 549	1 761	3 310	284 638	98,83
KOTA	22 583	244	977	1 221	23 804	94,87
DESA	258 745	1 305	784	2 089	260 834	99,20
1989 TOTAL	282 382	1 354	2 027	3 381	285 763	98,82
KOTA	22 499	650	971	1 621	24 120	93,28
DESA	259 883	704	1 056	1 760	261 643	99,33
1990 TOTAL	322 645	1 082	2 084	3 166	325 811	99,03
KOTA	25 565	214	925	1 139	26 704	95,69
DESA	297 080	868	1 159	2 027	299 107	99,32
1991 TOTAL	355 801	936	4 461	5 397	341 198	98,42
KOTA	51 778	366	1 613	1 979	53 757	96,32
DESA	284 023	570	2 848	3 418	287 441	98,81
1992 TOTAL	345 950	2 185	1 427	3 612	349 562	98,97
KOTA	53 615	1 069	1 148	2 217	55 832	96,03
DESA	292 335	1 116	279	1 395	293 730	99,53

<https://sultra.bps.go.id>



LANJUTAN TABEL 1.2.1.

## LAKI-LAKI

TAHUN	BUKAN ANGKATAN KERJA					TOTAL PENDUDUK BERUMUR 10 TAHUN KE ATAS	%ANGKATAN KERJA TERHADAP PENDUDUK 10 TAHUN KE ATAS	
	SEKOLAH	MENGURUS RUMAH TANGGA	LAINNYA	JUMLAH BUKAN ANGKATAN KERJA	%SEKOLAH TERHADAP BUKAN ANGKATAN KERJA			
(1)	(8)	(9)	(10)	(11)	(12)	(13)	(14)	
1988	TOTAL	100 205	827	21 684	122 716	81,66	407 354	69,06
	KOTA	15 874	305	4 457	20 636	76,92	44 440	53,56
	DESA	84 331	522	17 227	102 080	82,61	362 914	71,87
1989	TOTAL	108 417	1 299	21 585	131 301	82,57	417 064	68,52
	KOTA	17 568	242	3 274	21 084	83,32	45 204	53,36
	DESA	90 849	1 057	18 311	110 217	82,43	371 860	70,36
1990	TOTAL	103 454	2 268	18 204	123 926	83,41	449 137	72,54
	KOTA	18 111	533	2 870	21 514	84,18	48 218	55,38
	DESA	85 343	1 735	15 334	102 412	83,33	401 519	74,49
1991	TOTAL	99 499	1 884	26 456	127 839	77,83	469 037	72,75
	KOTA	29 699	1 029	3 953	34 681	85,63	88 438	60,78
	DESA	69 800	855	22 503	93 158	74,93	380 599	75,52
1992	TOTAL	102 830	1 323	30 610	134 763	76,30	484 325	72,18
	KOTA	33 381	765	8 016	42 162	79,17	97 994	56,97
	DESA	69 449	558	22 594	92 601	75,00	386 331	76,03

<https://sultra.bps.go.id>

TABEL 1.2.2. PENDUDUK BERUMUR 10 TAHUN KE ATAS YANG TERMASUK ANGKATAN KERJA DAN BUKAN ANGKATAN KERJA MENURUT JENIS KEGIATAN TAHUN 1988-1992

PEREMPUAN		ANGKATAN KERJA					%BEKERJA TERHADAP ANSKATAN KERJA
TAHUN	BEKERJA	MENCARI PEKERJAAN			JUMLAH ANSKATAN KERJA		
		SUDAH PERNAH BEKERJA	BELUM PERNAH BEKERJA	JUMLAH			
(1)	(2)	(3)	(4)	(5)	(6)	(7)	
1988	TOTAL	203 591	322	3 337	3 659	207 250	98,23
	KOTA	11 419	61	1 770	1 831	13 250	86,18
	DESA	192 172	261	1 567	1 828	194 000	99,05
1989	TOTAL	224 226	364	2 688	3 052	227 278	98,66
	KOTA	10 819	364	927	1 291	12 110	89,34
	DESA	213 407		1 761	1 761	215 168	99,18
1990	TOTAL	216 897	1 877	2 581	4 458	221 355	97,99
	KOTA	11 811	141	1 136	1 277	13 088	90,24
	DESA	205 086	1 736	1 445	3 181	208 267	98,47
1991	TOTAL	233 820	1 002	3 847	4 849	238 669	97,97
	KOTA	21 578	147	2 423	2 570	24 148	89,36
	DESA	212 242	855	1 424	2 279	214 521	98,94
1992	TOTAL	223 944	1 525	6 119	7 644	231 638	96,70
	KOTA	23 447	688	2 215	2 903	26 350	88,98
	DESA	200 547	837	3 904	4 741	205 288	97,69

1. 2. 3. 4. 5. 6. 7. 8. 9. 10. 11. 12. 13. 14. 15. 16. 17. 18. 19. 20. 21. 22. 23. 24. 25. 26. 27. 28. 29. 30. 31. 32. 33. 34. 35. 36. 37. 38. 39. 40. 41. 42. 43. 44. 45. 46. 47. 48. 49. 50. 51. 52. 53. 54. 55. 56. 57. 58. 59. 60. 61. 62. 63. 64. 65. 66. 67. 68. 69. 70. 71. 72. 73. 74. 75. 76. 77. 78. 79. 80. 81. 82. 83. 84. 85. 86. 87. 88. 89. 90. 91. 92. 93. 94. 95. 96. 97. 98. 99. 100.

<https://sultra.bps.go.id>

| NO  | Uraian | Uraian | Uraian | Uraian | Uraian |
|-----|--------|--------|--------|--------|--------|
| 1   |        |        |        |        |        |
| 2   |        |        |        |        |        |
| 3   |        |        |        |        |        |
| 4   |        |        |        |        |        |
| 5   |        |        |        |        |        |
| 6   |        |        |        |        |        |
| 7   |        |        |        |        |        |
| 8   |        |        |        |        |        |
| 9   |        |        |        |        |        |
| 10  |        |        |        |        |        |
| 11  |        |        |        |        |        |
| 12  |        |        |        |        |        |
| 13  |        |        |        |        |        |
| 14  |        |        |        |        |        |
| 15  |        |        |        |        |        |
| 16  |        |        |        |        |        |
| 17  |        |        |        |        |        |
| 18  |        |        |        |        |        |
| 19  |        |        |        |        |        |
| 20  |        |        |        |        |        |
| 21  |        |        |        |        |        |
| 22  |        |        |        |        |        |
| 23  |        |        |        |        |        |
| 24  |        |        |        |        |        |
| 25  |        |        |        |        |        |
| 26  |        |        |        |        |        |
| 27  |        |        |        |        |        |
| 28  |        |        |        |        |        |
| 29  |        |        |        |        |        |
| 30  |        |        |        |        |        |
| 31  |        |        |        |        |        |
| 32  |        |        |        |        |        |
| 33  |        |        |        |        |        |
| 34  |        |        |        |        |        |
| 35  |        |        |        |        |        |
| 36  |        |        |        |        |        |
| 37  |        |        |        |        |        |
| 38  |        |        |        |        |        |
| 39  |        |        |        |        |        |
| 40  |        |        |        |        |        |
| 41  |        |        |        |        |        |
| 42  |        |        |        |        |        |
| 43  |        |        |        |        |        |
| 44  |        |        |        |        |        |
| 45  |        |        |        |        |        |
| 46  |        |        |        |        |        |
| 47  |        |        |        |        |        |
| 48  |        |        |        |        |        |
| 49  |        |        |        |        |        |
| 50  |        |        |        |        |        |
| 51  |        |        |        |        |        |
| 52  |        |        |        |        |        |
| 53  |        |        |        |        |        |
| 54  |        |        |        |        |        |
| 55  |        |        |        |        |        |
| 56  |        |        |        |        |        |
| 57  |        |        |        |        |        |
| 58  |        |        |        |        |        |
| 59  |        |        |        |        |        |
| 60  |        |        |        |        |        |
| 61  |        |        |        |        |        |
| 62  |        |        |        |        |        |
| 63  |        |        |        |        |        |
| 64  |        |        |        |        |        |
| 65  |        |        |        |        |        |
| 66  |        |        |        |        |        |
| 67  |        |        |        |        |        |
| 68  |        |        |        |        |        |
| 69  |        |        |        |        |        |
| 70  |        |        |        |        |        |
| 71  |        |        |        |        |        |
| 72  |        |        |        |        |        |
| 73  |        |        |        |        |        |
| 74  |        |        |        |        |        |
| 75  |        |        |        |        |        |
| 76  |        |        |        |        |        |
| 77  |        |        |        |        |        |
| 78  |        |        |        |        |        |
| 79  |        |        |        |        |        |
| 80  |        |        |        |        |        |
| 81  |        |        |        |        |        |
| 82  |        |        |        |        |        |
| 83  |        |        |        |        |        |
| 84  |        |        |        |        |        |
| 85  |        |        |        |        |        |
| 86  |        |        |        |        |        |
| 87  |        |        |        |        |        |
| 88  |        |        |        |        |        |
| 89  |        |        |        |        |        |
| 90  |        |        |        |        |        |
| 91  |        |        |        |        |        |
| 92  |        |        |        |        |        |
| 93  |        |        |        |        |        |
| 94  |        |        |        |        |        |
| 95  |        |        |        |        |        |
| 96  |        |        |        |        |        |
| 97  |        |        |        |        |        |
| 98  |        |        |        |        |        |
| 99  |        |        |        |        |        |
| 100 |        |        |        |        |        |

TABEL 2.1.4. ANGKATAN KERJA BERUMUR 10 TAHUN KE ATAS MENURUT  
GOLONGAN UMUR, 1988-1992

| LAKI-LAKI     | DESA    |         |         |         |         |
|---------------|---------|---------|---------|---------|---------|
| GOLONGAN UMUR | 1 9 8 8 | 1 9 8 9 | 1 9 9 0 | 1 9 9 1 | 1 9 9 2 |
| (1)           | (2)     | (3)     | (4)     | (5)     | (6)     |
| 10 - 14       | 17 752  | 17 958  | 16 777  | 25 356  | 24 269  |
| 15 - 19       | 38 906  | 33 450  | 38 475  | 33 897  | 39 054  |
| 20 - 24       | 26 109  | 22 184  | 32 107  | 33 895  | 31 519  |
| 25 - 29       | 27 411  | 26 765  | 41 359  | 31 335  | 32 355  |
| 30 - 34       | 30 028  | 28 524  | 37 898  | 35 612  | 35 985  |
| 35 - 39       | 29 767  | 29 232  | 31 244  | 38 750  | 35 708  |
| 40 - 44       | 24 284  | 28 878  | 22 851  | 23 076  | 23 989  |
| 45 - 49       | 23 234  | 26 410  | 29 504  | 19 940  | 25 385  |
| 50 - 54       | 16 453  | 14 790  | 17 645  | 15 667  | 16 180  |
| 55 - 59       | 9 920   | 14 435  | 12 733  | 11 682  | 9 204   |
| 60 - 64       | 7 571   | 7 748   | 7 811   | 8 260   | 8 090   |
| 65+           | 9 399   | 11 269  | 10 703  | 9 971   | 11 992  |
| TT            | -       | -       | -       | -       | -       |
| TOTAL         | 260 834 | 261 693 | 299 107 | 287 441 | 293 730 |

TABEL 2.1.5. ANSKATAN KERJA BERUMUR 10 TAHUN KE ATAS MENURUT  
GOLONGAN UMUR, 1988-1992

| PEREMPILAN | DESA          |         |         |         |         |         |
|------------|---------------|---------|---------|---------|---------|---------|
|            | GOLONGAN UMUR | 1 9 8 8 | 1 9 8 9 | 1 9 9 0 | 1 9 9 1 | 1 9 9 2 |
|            | (1)           | (2)     | (3)     | (4)     | (5)     | (6)     |
| 10 - 14    | 9 922         | 15 140  | 7 518   | 12 537  | 13 110  |         |
| 15 - 19    | 21 158        | 28 874  | 19 673  | 21 936  | 26 776  |         |
| 20 - 24    | 19 320        | 15 495  | 27 769  | 26 209  | 25 103  |         |
| 25 - 29    | 24 021        | 26 414  | 33 552  | 29 337  | 24 824  |         |
| 30 - 34    | 24 803        | 28 529  | 27 484  | 27 068  | 25 945  |         |
| 35 - 39    | 24 545        | 26 417  | 23 426  | 26 208  | 27 337  |         |
| 40 - 44    | 21 931        | 23 246  | 22 273  | 26 492  | 18 684  |         |
| 45 - 49    | 18 013        | 17 249  | 17 065  | 17 380  | 15 897  |         |
| 50 - 54    | 12 796        | 13 029  | 8 966   | 11 113  | 9 760   |         |
| 55 - 59    | 6 003         | 7 397   | 8 679   | 6 269   | 6 694   |         |
| 60 - 64    | 2 871         | 3 872   | 6 362   | 4 508   | 5 859   |         |
| 65+        | 8 617         | 9 506   | 5 500   | 5 414   | 5 299   |         |
| TT         | -             | -       | -       | -       | -       |         |
| TOTAL      | 194 000       | 215 168 | 208 267 | 214 521 | 205 288 |         |

No. 1000/1000  
 ...  
 ...

| Kategori |      | Sub-kategori |      | Detail |      |
|----------|------|--------------|------|--------|------|
| No       | Nama | No           | Nama | No     | Nama |
| 1        | ...  | 1            | ...  | 1      | ...  |
| 2        | ...  | 2            | ...  | 2      | ...  |
| 3        | ...  | 3            | ...  | 3      | ...  |
| 4        | ...  | 4            | ...  | 4      | ...  |
| 5        | ...  | 5            | ...  | 5      | ...  |
| 6        | ...  | 6            | ...  | 6      | ...  |
| 7        | ...  | 7            | ...  | 7      | ...  |
| 8        | ...  | 8            | ...  | 8      | ...  |
| 9        | ...  | 9            | ...  | 9      | ...  |
| 10       | ...  | 10           | ...  | 10     | ...  |
| 11       | ...  | 11           | ...  | 11     | ...  |
| 12       | ...  | 12           | ...  | 12     | ...  |
| 13       | ...  | 13           | ...  | 13     | ...  |
| 14       | ...  | 14           | ...  | 14     | ...  |
| 15       | ...  | 15           | ...  | 15     | ...  |
| 16       | ...  | 16           | ...  | 16     | ...  |
| 17       | ...  | 17           | ...  | 17     | ...  |
| 18       | ...  | 18           | ...  | 18     | ...  |
| 19       | ...  | 19           | ...  | 19     | ...  |
| 20       | ...  | 20           | ...  | 20     | ...  |
| 21       | ...  | 21           | ...  | 21     | ...  |
| 22       | ...  | 22           | ...  | 22     | ...  |
| 23       | ...  | 23           | ...  | 23     | ...  |
| 24       | ...  | 24           | ...  | 24     | ...  |
| 25       | ...  | 25           | ...  | 25     | ...  |
| 26       | ...  | 26           | ...  | 26     | ...  |
| 27       | ...  | 27           | ...  | 27     | ...  |
| 28       | ...  | 28           | ...  | 28     | ...  |
| 29       | ...  | 29           | ...  | 29     | ...  |
| 30       | ...  | 30           | ...  | 30     | ...  |
| 31       | ...  | 31           | ...  | 31     | ...  |
| 32       | ...  | 32           | ...  | 32     | ...  |
| 33       | ...  | 33           | ...  | 33     | ...  |
| 34       | ...  | 34           | ...  | 34     | ...  |
| 35       | ...  | 35           | ...  | 35     | ...  |
| 36       | ...  | 36           | ...  | 36     | ...  |
| 37       | ...  | 37           | ...  | 37     | ...  |
| 38       | ...  | 38           | ...  | 38     | ...  |
| 39       | ...  | 39           | ...  | 39     | ...  |
| 40       | ...  | 40           | ...  | 40     | ...  |
| 41       | ...  | 41           | ...  | 41     | ...  |
| 42       | ...  | 42           | ...  | 42     | ...  |
| 43       | ...  | 43           | ...  | 43     | ...  |
| 44       | ...  | 44           | ...  | 44     | ...  |
| 45       | ...  | 45           | ...  | 45     | ...  |
| 46       | ...  | 46           | ...  | 46     | ...  |
| 47       | ...  | 47           | ...  | 47     | ...  |
| 48       | ...  | 48           | ...  | 48     | ...  |
| 49       | ...  | 49           | ...  | 49     | ...  |
| 50       | ...  | 50           | ...  | 50     | ...  |
| 51       | ...  | 51           | ...  | 51     | ...  |
| 52       | ...  | 52           | ...  | 52     | ...  |
| 53       | ...  | 53           | ...  | 53     | ...  |
| 54       | ...  | 54           | ...  | 54     | ...  |
| 55       | ...  | 55           | ...  | 55     | ...  |
| 56       | ...  | 56           | ...  | 56     | ...  |
| 57       | ...  | 57           | ...  | 57     | ...  |
| 58       | ...  | 58           | ...  | 58     | ...  |
| 59       | ...  | 59           | ...  | 59     | ...  |
| 60       | ...  | 60           | ...  | 60     | ...  |
| 61       | ...  | 61           | ...  | 61     | ...  |
| 62       | ...  | 62           | ...  | 62     | ...  |
| 63       | ...  | 63           | ...  | 63     | ...  |
| 64       | ...  | 64           | ...  | 64     | ...  |
| 65       | ...  | 65           | ...  | 65     | ...  |
| 66       | ...  | 66           | ...  | 66     | ...  |
| 67       | ...  | 67           | ...  | 67     | ...  |
| 68       | ...  | 68           | ...  | 68     | ...  |
| 69       | ...  | 69           | ...  | 69     | ...  |
| 70       | ...  | 70           | ...  | 70     | ...  |
| 71       | ...  | 71           | ...  | 71     | ...  |
| 72       | ...  | 72           | ...  | 72     | ...  |
| 73       | ...  | 73           | ...  | 73     | ...  |
| 74       | ...  | 74           | ...  | 74     | ...  |
| 75       | ...  | 75           | ...  | 75     | ...  |
| 76       | ...  | 76           | ...  | 76     | ...  |
| 77       | ...  | 77           | ...  | 77     | ...  |
| 78       | ...  | 78           | ...  | 78     | ...  |
| 79       | ...  | 79           | ...  | 79     | ...  |
| 80       | ...  | 80           | ...  | 80     | ...  |
| 81       | ...  | 81           | ...  | 81     | ...  |
| 82       | ...  | 82           | ...  | 82     | ...  |
| 83       | ...  | 83           | ...  | 83     | ...  |
| 84       | ...  | 84           | ...  | 84     | ...  |
| 85       | ...  | 85           | ...  | 85     | ...  |
| 86       | ...  | 86           | ...  | 86     | ...  |
| 87       | ...  | 87           | ...  | 87     | ...  |
| 88       | ...  | 88           | ...  | 88     | ...  |
| 89       | ...  | 89           | ...  | 89     | ...  |
| 90       | ...  | 90           | ...  | 90     | ...  |
| 91       | ...  | 91           | ...  | 91     | ...  |
| 92       | ...  | 92           | ...  | 92     | ...  |
| 93       | ...  | 93           | ...  | 93     | ...  |
| 94       | ...  | 94           | ...  | 94     | ...  |
| 95       | ...  | 95           | ...  | 95     | ...  |
| 96       | ...  | 96           | ...  | 96     | ...  |
| 97       | ...  | 97           | ...  | 97     | ...  |
| 98       | ...  | 98           | ...  | 98     | ...  |
| 99       | ...  | 99           | ...  | 99     | ...  |
| 100      | ...  | 100          | ...  | 100    | ...  |

<https://sultra.bps.go.id>

TABEL 3.1.4. PENDUDUK BERUMUR 10 TAHUN KE ATAS YANG BEKERJA  
 MENURUT GOLONGAN UMUR, 1988-1992

| LAKI-LAKI | DESA          |         |         |         |         |     |     |
|-----------|---------------|---------|---------|---------|---------|-----|-----|
|           | GOLONGAN UMUR | (1)     | (2)     | (3)     | (4)     | (5) | (6) |
|           | 1988          | 1989    | 1990    | 1991    | 1992    |     |     |
| 10 - 14   | 17 491        | 17 958  | 16 487  | 24 798  | 24 269  |     |     |
| 15 - 19   | 38 383        | 33 098  | 37 316  | 33 327  | 39 054  |     |     |
| 20 - 24   | 25 587        | 20 776  | 31 818  | 32 185  | 30 403  |     |     |
| 25 - 29   | 26 889        | 26 765  | 41 359  | 31 050  | 32 355  |     |     |
| 30 - 34   | 30 028        | 28 524  | 37 609  | 35 327  | 35 706  |     |     |
| 35 - 39   | 29 506        | 29 232  | 31 244  | 38 750  | 35 708  |     |     |
| 40 - 44   | 24 284        | 28 878  | 22 851  | 23 076  | 23 989  |     |     |
| 45 - 49   | 23 234        | 26 410  | 29 504  | 19 940  | 25 385  |     |     |
| 50 - 54   | 16 453        | 14 790  | 17 645  | 15 667  | 16 180  |     |     |
| 55 - 59   | 9 923         | 14 435  | 12 733  | 11 682  | 9 204   |     |     |
| 60 - 64   | 7 571         | 7 748   | 7 811   | 8 260   | 8 090   |     |     |
| 65+       | 9 349         | 11 269  | 10 703  | 9 971   | 11 992  |     |     |
| TOTAL     | 250 746       | 259 883 | 297 080 | 284 023 | 292 335 |     |     |



TABEL 3.1.5. PENDUDUK BERUMUR 10 TAHUN KE ATAS YANG BEKERJA  
MENURUT GOLONGAN UMUR, 1988-1992

| PEREMPUAN     | DESA    |         |         |         |         |
|---------------|---------|---------|---------|---------|---------|
| GOLONGAN UMUR | 1 9 8 8 | 1 9 8 9 | 1 9 9 0 | 1 9 9 2 | 1 9 9 2 |
| (1)           | (2)     | (3)     | (4)     | (5)     | (6)     |
| 10 - 14       | 9 661   | 15 140  | 7 518   | 12 537  | 13 110  |
| 15 - 19       | 20 635  | 27 818  | 19 095  | 21 936  | 25 382  |
| 20 - 24       | 18 537  | 14 791  | 25 166  | 24 215  | 23 151  |
| 25 - 29       | 23 760  | 26 414  | 33 552  | 29 052  | 23 429  |
| 30 - 34       | 24 803  | 28 529  | 27 484  | 27 068  | 25 945  |
| 35 - 39       | 24 545  | 26 417  | 23 426  | 26 208  | 27 337  |
| 40 - 44       | 21 931  | 23 246  | 22 273  | 26 492  | 18 684  |
| 45 - 49       | 18 013  | 17 249  | 17 065  | 17 380  | 15 897  |
| 50 - 54       | 12 796  | 13 029  | 8 966   | 11 113  | 9 760   |
| 55 - 59       | 6 003   | 7 397   | 8 679   | 6 269   | 6 694   |
| 60 - 64       | 2 871   | 3 872   | 6 362   | 4 558   | 5 859   |
| 65+           | 8 617   | 9 506   | 5 500   | 5 414   | 5 299   |
| TT            | -       | -       | -       | -       | -       |
| TOTAL         | 192 172 | 213 407 | 205 087 | 212 242 | 200 547 |

REKAM MEDIS  
No. 123456789  
Nama: ABCD  
Jenis Kelamin: Perempuan  
Tanggal: 12/12/2023

| No | Tgl        | Gejala              | Diagnosa   | Tindakan    |
|----|------------|---------------------|------------|-------------|
| 1  | 12/12/2023 | Demam, batuk, pilek | Demam Akut | Parasetamol |
| 2  | 13/12/2023 | Demam, batuk, pilek | Demam Akut | Parasetamol |
| 3  | 14/12/2023 | Demam, batuk, pilek | Demam Akut | Parasetamol |
| 4  | 15/12/2023 | Demam, batuk, pilek | Demam Akut | Parasetamol |
| 5  | 16/12/2023 | Demam, batuk, pilek | Demam Akut | Parasetamol |
| 6  | 17/12/2023 | Demam, batuk, pilek | Demam Akut | Parasetamol |
| 7  | 18/12/2023 | Demam, batuk, pilek | Demam Akut | Parasetamol |
| 8  | 19/12/2023 | Demam, batuk, pilek | Demam Akut | Parasetamol |
| 9  | 20/12/2023 | Demam, batuk, pilek | Demam Akut | Parasetamol |
| 10 | 21/12/2023 | Demam, batuk, pilek | Demam Akut | Parasetamol |
| 11 | 22/12/2023 | Demam, batuk, pilek | Demam Akut | Parasetamol |
| 12 | 23/12/2023 | Demam, batuk, pilek | Demam Akut | Parasetamol |
| 13 | 24/12/2023 | Demam, batuk, pilek | Demam Akut | Parasetamol |
| 14 | 25/12/2023 | Demam, batuk, pilek | Demam Akut | Parasetamol |
| 15 | 26/12/2023 | Demam, batuk, pilek | Demam Akut | Parasetamol |
| 16 | 27/12/2023 | Demam, batuk, pilek | Demam Akut | Parasetamol |
| 17 | 28/12/2023 | Demam, batuk, pilek | Demam Akut | Parasetamol |
| 18 | 29/12/2023 | Demam, batuk, pilek | Demam Akut | Parasetamol |
| 19 | 30/12/2023 | Demam, batuk, pilek | Demam Akut | Parasetamol |
| 20 | 31/12/2023 | Demam, batuk, pilek | Demam Akut | Parasetamol |

<https://sultra.bps.go.id>

TABEL 3.1.9. PENDUDUK BERUMUR 10 TAHUN KE ATAS YANG BEKERJA  
MENURUT GOLONGAN UMUR, 1988-1992

| LAKI-LAKI + PEREMPUAN | KOTA + DESA |         |         |         |         |
|-----------------------|-------------|---------|---------|---------|---------|
|                       | (1)         | (2)     | (3)     | (4)     | (5)     |
| GOLONGAN UMUR         | 1 9 8 8     | 1 9 8 9 | 1 9 9 0 | 1 9 9 1 | 1 9 9 2 |
| 10 - 14               | 28 250      | 33 703  | 24 817  | 39 527  | 38 905  |
| 15 - 19               | 62 620      | 63 952  | 59 147  | 62 380  | 69 478  |
| 20 - 24               | 48 032      | 39 291  | 61 127  | 64 175  | 63 025  |
| 25 - 29               | 54 496      | 57 894  | 80 121  | 69 573  | 66 016  |
| 30 - 34               | 59 285      | 60 851  | 71 268  | 74 208  | 74 646  |
| 35 - 39               | 58 509      | 61 015  | 61 050  | 75 444  | 75 486  |
| 40 - 44               | 49 816      | 55 839  | 48 494  | 57 927  | 51 683  |
| 45 - 49               | 44 481      | 46 969  | 50 044  | 43 841  | 49 375  |
| 50 - 54               | 32 363      | 30 688  | 28 742  | 30 811  | 29 836  |
| 55 - 59               | 17 266      | 23 085  | 22 727  | 19 636  | 17 732  |
| 60 - 64               | 11 175      | 12 022  | 14 843  | 14 654  | 15 479  |
| 65+                   | 18 626      | 21 299  | 17 162  | 17 445  | 18 283  |
| TT                    | -           | -       | -       | -       | -       |
| TOTAL                 | 484 919     | 506 608 | 539 542 | 569 621 | 569 944 |

TABEL 3.2.1. PENDUDUK BERUMUR 10 TAHUN KE ATAS YANG BEKERJA MENURUT PENDIDIKAN TERTINGGI YANG DITAMATKAN, 1988-1992

| LAKI-LAKI |       | TIDAK<br>BELUM<br>PERNAH<br>SEKOLAH | TIDAK<br>BELUM<br>TAMAT<br>SD | PENDIDIKAN TERTINGGI YANG DITAMATKAN |          |        |        |
|-----------|-------|-------------------------------------|-------------------------------|--------------------------------------|----------|--------|--------|
| TAHUN     | S D   |                                     |                               | S M T P                              |          | JUMLAH |        |
|           |       |                                     |                               | U L M                                | KEJURUAN |        |        |
| (1)       | (2)   | (3)                                 | (4)                           | (5)                                  | (6)      | (7)    |        |
| 1988      | TOTAL | 45 183                              | 70 803                        | 105 396                              | 26 483   | 6 353  | 38 836 |
|           | KOTA  | 793                                 | 2 138                         | 5 919                                | 4 028    | 610    | 4 638  |
|           | DESA  | 44 390                              | 68 665                        | 99 477                               | 22 455   | 5 743  | 28 198 |
| 1989      | TOTAL | 54 873                              | 71 017                        | 94 158                               | 27 126   | 4 195  | 31 321 |
|           | KOTA  | 647                                 | 2 341                         | 5 421                                | 3 884    | 322    | 4 206  |
|           | DESA  | 54 226                              | 68 676                        | 88 737                               | 23 242   | 3 873  | 27 115 |
| 1990      | TOTAL | 42 149                              | 77 673                        | 123 017                              | 31 717   | 4 333  | 36 050 |
|           | KOTA  | 782                                 | 3 048                         | 5 858                                | 3 363    | 282    | 3 645  |
|           | DESA  | 41 367                              | 74 625                        | 117 159                              | 28 354   | 4 051  | 32 405 |
| 1991      | TOTAL | 38 770                              | 91 685                        | 113 561                              | 41 722   | 2 645  | 44 367 |
|           | KOTA  | 3 446                               | 7 921                         | 11 296                               | 7 256    | 366    | 7 622  |
|           | DESA  | 35 324                              | 83 764                        | 102 265                              | 34 466   | 2 279  | 36 745 |
| 1992      | TOTAL | 31 856                              | 82 240                        | 120 028                              | 42 241   | 6 903  | 49 144 |
|           | KOTA  | 2 292                               | 6 636                         | 11 235                               | 7 099    | 767    | 7 866  |
|           | DESA  | 29 564                              | 75 604                        | 108 793                              | 35 142   | 6 136  | 41 278 |

Handwritten text at the top of the page, possibly a header or title, including the word "KOR" and other illegible characters.

| No. | Nama | Jenis | Jumlah | Kategori | Status | Tanggal | Lokasi | Catatan |
|-----|------|-------|--------|----------|--------|---------|--------|---------|
| 1   |      |       |        |          |        |         |        |         |
| 2   |      |       |        |          |        |         |        |         |
| 3   |      |       |        |          |        |         |        |         |
| 4   |      |       |        |          |        |         |        |         |
| 5   |      |       |        |          |        |         |        |         |
| 6   |      |       |        |          |        |         |        |         |
| 7   |      |       |        |          |        |         |        |         |
| 8   |      |       |        |          |        |         |        |         |
| 9   |      |       |        |          |        |         |        |         |
| 10  |      |       |        |          |        |         |        |         |
| 11  |      |       |        |          |        |         |        |         |
| 12  |      |       |        |          |        |         |        |         |
| 13  |      |       |        |          |        |         |        |         |
| 14  |      |       |        |          |        |         |        |         |
| 15  |      |       |        |          |        |         |        |         |
| 16  |      |       |        |          |        |         |        |         |
| 17  |      |       |        |          |        |         |        |         |
| 18  |      |       |        |          |        |         |        |         |
| 19  |      |       |        |          |        |         |        |         |
| 20  |      |       |        |          |        |         |        |         |
| 21  |      |       |        |          |        |         |        |         |
| 22  |      |       |        |          |        |         |        |         |
| 23  |      |       |        |          |        |         |        |         |
| 24  |      |       |        |          |        |         |        |         |
| 25  |      |       |        |          |        |         |        |         |
| 26  |      |       |        |          |        |         |        |         |
| 27  |      |       |        |          |        |         |        |         |
| 28  |      |       |        |          |        |         |        |         |
| 29  |      |       |        |          |        |         |        |         |
| 30  |      |       |        |          |        |         |        |         |
| 31  |      |       |        |          |        |         |        |         |
| 32  |      |       |        |          |        |         |        |         |
| 33  |      |       |        |          |        |         |        |         |
| 34  |      |       |        |          |        |         |        |         |
| 35  |      |       |        |          |        |         |        |         |
| 36  |      |       |        |          |        |         |        |         |
| 37  |      |       |        |          |        |         |        |         |
| 38  |      |       |        |          |        |         |        |         |
| 39  |      |       |        |          |        |         |        |         |
| 40  |      |       |        |          |        |         |        |         |
| 41  |      |       |        |          |        |         |        |         |
| 42  |      |       |        |          |        |         |        |         |
| 43  |      |       |        |          |        |         |        |         |
| 44  |      |       |        |          |        |         |        |         |
| 45  |      |       |        |          |        |         |        |         |
| 46  |      |       |        |          |        |         |        |         |
| 47  |      |       |        |          |        |         |        |         |
| 48  |      |       |        |          |        |         |        |         |
| 49  |      |       |        |          |        |         |        |         |
| 50  |      |       |        |          |        |         |        |         |
| 51  |      |       |        |          |        |         |        |         |
| 52  |      |       |        |          |        |         |        |         |
| 53  |      |       |        |          |        |         |        |         |
| 54  |      |       |        |          |        |         |        |         |
| 55  |      |       |        |          |        |         |        |         |
| 56  |      |       |        |          |        |         |        |         |
| 57  |      |       |        |          |        |         |        |         |
| 58  |      |       |        |          |        |         |        |         |
| 59  |      |       |        |          |        |         |        |         |
| 60  |      |       |        |          |        |         |        |         |
| 61  |      |       |        |          |        |         |        |         |
| 62  |      |       |        |          |        |         |        |         |
| 63  |      |       |        |          |        |         |        |         |
| 64  |      |       |        |          |        |         |        |         |
| 65  |      |       |        |          |        |         |        |         |
| 66  |      |       |        |          |        |         |        |         |
| 67  |      |       |        |          |        |         |        |         |
| 68  |      |       |        |          |        |         |        |         |
| 69  |      |       |        |          |        |         |        |         |
| 70  |      |       |        |          |        |         |        |         |
| 71  |      |       |        |          |        |         |        |         |
| 72  |      |       |        |          |        |         |        |         |
| 73  |      |       |        |          |        |         |        |         |
| 74  |      |       |        |          |        |         |        |         |
| 75  |      |       |        |          |        |         |        |         |
| 76  |      |       |        |          |        |         |        |         |
| 77  |      |       |        |          |        |         |        |         |
| 78  |      |       |        |          |        |         |        |         |
| 79  |      |       |        |          |        |         |        |         |
| 80  |      |       |        |          |        |         |        |         |
| 81  |      |       |        |          |        |         |        |         |
| 82  |      |       |        |          |        |         |        |         |
| 83  |      |       |        |          |        |         |        |         |
| 84  |      |       |        |          |        |         |        |         |
| 85  |      |       |        |          |        |         |        |         |
| 86  |      |       |        |          |        |         |        |         |
| 87  |      |       |        |          |        |         |        |         |
| 88  |      |       |        |          |        |         |        |         |
| 89  |      |       |        |          |        |         |        |         |
| 90  |      |       |        |          |        |         |        |         |
| 91  |      |       |        |          |        |         |        |         |
| 92  |      |       |        |          |        |         |        |         |
| 93  |      |       |        |          |        |         |        |         |
| 94  |      |       |        |          |        |         |        |         |
| 95  |      |       |        |          |        |         |        |         |
| 96  |      |       |        |          |        |         |        |         |
| 97  |      |       |        |          |        |         |        |         |
| 98  |      |       |        |          |        |         |        |         |
| 99  |      |       |        |          |        |         |        |         |
| 100 |      |       |        |          |        |         |        |         |

Watermark URL: <https://sultra.bps.go.id>

Handwritten text at the bottom of the page, possibly a signature or footer, including the word "NIP" and other illegible characters.



<https://sultra.bps.go.id>

TABEL 3.2.2. PENDUDUK BERUMUR 10 TAHUN KE ATAS YANG BEKERJA MENURUT  
PENDIDIKAN TERTINGGI YANG DITAMATKAN, 1988-1992

| PEREMPULAN | TAHUN | TIDAK<br>BELUM<br>PERNAH<br>SEKOLAH | TIDAK<br>BELUM<br>TAMAT<br>SD | PENDIDIKAN TERTINGGI YANG DITAMATKAN |         |          | JUMLAH |
|------------|-------|-------------------------------------|-------------------------------|--------------------------------------|---------|----------|--------|
|            |       |                                     |                               | S D                                  | S M T P | KEJURUAN |        |
| (1)        | (2)   | (3)                                 | (4)                           | (5)                                  | (6)     | (7)      |        |
| 1988       | TOTAL | 68 770                              | 52 688                        | 62 350                               | 9 302   | 1 489    | 10 791 |
|            | KOTA  | 1 408                               | 1 773                         | 3 604                                | 1 465   | 183      | 1 648  |
|            | DESA  | 17 362                              | 50 915                        | 58 746                               | 7 837   | 1 306    | 9 143  |
| 1989       | TOTAL | 71 123                              | 51 819                        | 78 624                               | 10 802  | 1 491    | 12 293 |
|            | KOTA  | 1 048                               | 1 815                         | 2 908                                | 1 293   | 82       | 1 375  |
|            | DESA  | 70 075                              | 50 004                        | 75 716                               | 9 509   | 1 409    | 10 918 |
| 1990       | TOTAL | 65 176                              | 53 964                        | 70 046                               | 11 482  | 1 590    | 13 072 |
|            | KOTA  | 1 242                               | 2 200                         | 2 936                                | 1 068   | 142      | 1 210  |
|            | DESA  | 63 934                              | 51 764                        | 67 110                               | 10 414  | 1 448    | 11 862 |
| 1991       | TOTAL | 66 228                              | 67 368                        | 68 056                               | 15 810  | 432      | 16 242 |
|            | KOTA  | 4 403                               | 4 406                         | 3 673                                | 2 423   | 147      | 2 570  |
|            | DESA  | 61 285                              | 62 962                        | 64 383                               | 13 387  | 285      | 13 672 |
| 1992       | TOTAL | 53 028                              | 56 593                        | 70 961                               | 13 823  | 5 074    | 18 897 |
|            | KOTA  | 2 822                               | 4 431                         | 3 742                                | 1 833   | 610      | 2 443  |
|            | DESA  | 50 206                              | 52 162                        | 67 219                               | 11 990  | 4 464    | 16 454 |



<https://sultra.bps.go.id>

LANJUTAN TABEL 3.2.2.

## PEREMPUAN

| TAHUN | PENDIDIKAN TERTINGGI YANG DITAMATKAN |          |        |                 |                            |                  | TOTAL |         |
|-------|--------------------------------------|----------|--------|-----------------|----------------------------|------------------|-------|---------|
|       | S M T A                              |          |        | DIPLOMA<br>I/II | AKADEMI/<br>DIPLOMA<br>III | UNIVER-<br>SITAS |       |         |
|       | UMUM                                 | KEJURUAN | JUMLAH |                 |                            |                  |       |         |
| (1)   | (8)                                  | (9)      | (10)   | (11)            | (12)                       | (13)             | (14)  |         |
| 1988  | TOTAL                                | 2 988    | 5 459  | 8 447           | 183                        | 122              | 244   | 208 591 |
|       | KOTA                                 | 1 159    | 1 282  | 2 441           | 183                        | 122              | 244   | 11 419  |
|       | DESA                                 | 1 829    | 4 177  | 6 006           | -                          | -                | -     | 192 172 |
| 1989  | TOTAL                                | 5 111    | 4 893  | 10 004          | 162                        | 121              | 80    | 224 226 |
|       | KOTA                                 | 1 940    | 1 370  | 3 310           | 162                        | 121              | 80    | 10 819  |
|       | DESA                                 | 3 171    | 3 523  | 6 694           | -                          | -                | -     | 213 407 |
| 1990  | TOTAL                                | 7 166    | 6 297  | 13 463          | 465                        | 317              | 394   | 216 897 |
|       | KOTA                                 | 1 379    | 1 957  | 3 336           | 176                        | 317              | 394   | 11 811  |
|       | DESA                                 | 5 787    | 4 340  | 10 127          | 289                        | -                | -     | 205 086 |
| 1991  | TOTAL                                | 5 690    | 8 200  | 13 899          | 1 222                      | 440              | 365   | 233 820 |
|       | KOTA                                 | 2 568    | 2 786  | 5 354           | 367                        | 440              | 365   | 21 578  |
|       | DESA                                 | 3 131    | 5 414  | 8 545           | 855                        | -                | -     | 212 242 |
| 1992  | TOTAL                                | 8 786    | 11 457 | 20 243          | 1 602                      | 1 399            | 1 271 | 223 994 |
|       | KOTA                                 | 3 208    | 4 203  | 7 411           | 765                        | 841              | 992   | 23 447  |
|       | DESA                                 | 5 578    | 7 254  | 12 832          | 837                        | 558              | 279   | 200 547 |

<https://sultra.bps.go.id>

TABEL 3.2.3. PENDUDUK BERUMUR 10 TAHUN KE ATAS YANG BEKERJA MENURUT  
PENDIDIKAN TERTINGGI YANG DITAMATKAN, 1988-1992

## LAK-LAKI + PEREMPUAN

| TAHUN      | TIDAK<br>BELUM<br>PERNAH<br>SEKOLAH | TIDAK<br>BELUM<br>TAMAT<br>SD | PENDIDIKAN TERTINGGI YANG DITAMATKAN |         |          |        |
|------------|-------------------------------------|-------------------------------|--------------------------------------|---------|----------|--------|
|            |                                     |                               | S D                                  | S M T P |          |        |
|            |                                     |                               |                                      | UMUM    | KEJURUAN | JUMLAH |
| (1)        | (2)                                 | (3)                           | (4)                                  | (5)     | (6)      | (7)    |
| 1988 TOTAL | 113 949                             | 123 491                       | 167 746                              | 35 785  | 7 842    | 43 627 |
| KOTA       | 2 157                               | 3 911                         | 9 523                                | 5 493   | 793      | 6 286  |
| DESA       | 111 752                             | 119 580                       | 158 223                              | 30 292  | 7 049    | 37 341 |
| 1989 TOTAL | 125 996                             | 122 836                       | 172 782                              | 37 928  | 5 686    | 43 614 |
| KOTA       | 1 695                               | 4 156                         | 8 329                                | 5 177   | 404      | 5 581  |
| DESA       | 124 301                             | 118 680                       | 164 453                              | 32 751  | 5 282    | 38 033 |
| 1990 TOTAL | 107 325                             | 131 637                       | 193 063                              | 43 199  | 5 923    | 49 122 |
| KOTA       | 2 024                               | 5 248                         | 8 794                                | 4 431   | 424      | 4 855  |
| DESA       | 105 301                             | 126 389                       | 184 269                              | 38 768  | 5 499    | 44 267 |
| 1991 TOTAL | 104 998                             | 159 053                       | 181 617                              | 57 532  | 3 077    | 60 609 |
| KOTA       | 7 849                               | 12 327                        | 14 969                               | 9 679   | 3 043    | 10 192 |
| DESA       | 97 149                              | 146 726                       | 166 648                              | 47 853  | 2 554    | 50 417 |
| 1992 TOTAL | 84 884                              | 138 833                       | 190 989                              | 56 064  | 11 977   | 68 041 |
| KOTA       | 5 114                               | 11 067                        | 14 977                               | 8 932   | 10 600   | 10 309 |
| DESA       | 79 770                              | 127 766                       | 176 012                              | 47 132  | 10 600   | 57 732 |

## LANJUTAN TABEL 5.2.3.

## LAKI-LAKI + PEREMPUAN

| TAHUN | PENDIDIKAN TERTINGGI YANG DITAMATKAN |          |        |              |       |       |                      |         |      |               |      |      |       |  |
|-------|--------------------------------------|----------|--------|--------------|-------|-------|----------------------|---------|------|---------------|------|------|-------|--|
|       | S M T A                              |          |        | DIPLOMA I/II |       |       | AKADEMI/ DIPLOMA III |         |      | UNIVER- SITAS |      |      | TOTAL |  |
|       | UMUM                                 | KEJURUAN | JUMLAH |              |       |       |                      |         |      |               |      |      |       |  |
| (1)   | (2)                                  | (3)      | (4)    | (5)          | (6)   | (7)   | (8)                  | (9)     | (10) | (11)          | (12) | (13) | (14)  |  |
| 1988  | TOTAL                                | 15 262   | 16 776 | 32 038       | 1 715 | 855   | 1 498                | 484 919 |      |               |      |      |       |  |
|       | KOTA                                 | 5 861    | 3 722  | 9 583        | 671   | 855   | 976                  | 34 002  |      |               |      |      |       |  |
|       | DESA                                 | 9 401    | 13 054 | 22 455       | 1 044 | -     | 522                  | 450 917 |      |               |      |      |       |  |
| 1989  | TOTAL                                | 20 952   | 17 342 | 38 294       | 1 229 | 606   | 1 251                | 506 608 |      |               |      |      |       |  |
|       | KOTA                                 | 6 863    | 4 312  | 11 175       | 525   | 606   | 1 251                | 33 318  |      |               |      |      |       |  |
|       | DESA                                 | 14 089   | 13 030 | 27 119       | 704   | -     | -                    | 473 290 |      |               |      |      |       |  |
| 1990  | TOTAL                                | 29 238   | 23 641 | 52 879       | 2 011 | 1 574 | 1 931                | 539 542 |      |               |      |      |       |  |
|       | KOTA                                 | 7 835    | 5 706  | 13 541       | 565   | 996   | 1 353                | 37 376  |      |               |      |      |       |  |
|       | DESA                                 | 21 403   | 17 935 | 39 338       | 1 446 | 578   | 578                  | 502 166 |      |               |      |      |       |  |
| 1991  | TOTAL                                | 25 065   | 27 832 | 52 897       | 3 243 | 2 975 | 4 229                | 569 621 |      |               |      |      |       |  |
|       | KOTA                                 | 12 246   | 9 315  | 21 561       | 1 248 | 1 836 | 3 374                | 73 356  |      |               |      |      |       |  |
|       | DESA                                 | 12 819   | 18 517 | 31 336       | 1 995 | 1 139 | 855                  | 496 265 |      |               |      |      |       |  |
| 1992  | TOTAL                                | 37 563   | 32 983 | 70 546       | 2 695 | 6 301 | 7 655                | 569 944 |      |               |      |      |       |  |
|       | KOTA                                 | 14 970   | 10 389 | 25 359       | 1 301 | 3 512 | 5 423                | 77 062  |      |               |      |      |       |  |
|       | DESA                                 | 22 593   | 22 594 | 45 187       | 1 394 | 2 789 | 2 232                | 492 882 |      |               |      |      |       |  |

<https://sultra.bps.go.id>

TABEL 3.3.1. PENDUDUK BERUMUR 10 TAHUN KE ATAS YANG BEKERJA SEMINGGU YANG LALU MENURUT LAPANGAN PEKERJAAN UTAMA TAHUN 1988-1992

LAKI-LAKI

KOTA

| LAPANGAN PEKERJAAN UTAMA | 1 9 8 8       | 1 9 8 9       | 1 9 9 0       | 1 9 9 1       | 1 9 9 2       |
|--------------------------|---------------|---------------|---------------|---------------|---------------|
| (1)                      | (2)           | (3)           | (4)           | (5)           | (6)           |
| 01. PERTANIAN            | 2 441         | 2 631         | 3 234         | 11 363        | 8 939         |
| 02. PERTAMBANGAN         | -             | 2 660         | 1 377         | 3 312         | 3 133         |
| 03. INDUSTRI             | 1 159         | 1 777         | 1 702         | 2 639         | 2 366         |
| 04. LISTRIK & AIR MINUM  | -             | 81            | 141           | 73            | 229           |
| 05. BANGUNAN             | -             | 447           | 815           | 1 910         | 4 202         |
| 06. PERDAGANGAN          | 6 103         | 5 139         | 5 682         | 10 208        | 9 927         |
| 07. ANGKUTAN             | -             | 1 053         | 1 555         | 1 905         | 2 743         |
| 08. KEUANGAN             | -             | 362           | 143           | 880           | 610           |
| 09. JASA-JASA            | 8 667         | 8 349         | 10 811        | 18 915        | 21 390        |
| 10. LAINNYA              | 4 213         | -             | 105           | 73            | 76            |
| 11. TT                   | -             | -             | -             | -             | -             |
| <b>T O T A L</b>         | <b>22 583</b> | <b>22 499</b> | <b>25 565</b> | <b>51 778</b> | <b>53 615</b> |

<https://sultra.bps.go.id>



TABEL 3.3.12. PENDUDUK BERUMUR 10 TAHUN KE ATAS YANG BEKERJA SEMINGGU YANG LALU MENURUT LAPANGAN PEKERJAAN UTAMA TAHUN 1988-1992

| PEREMPUAN                   | KOTA                     |               |               |               |               |         |
|-----------------------------|--------------------------|---------------|---------------|---------------|---------------|---------|
|                             | LAPANGAN PEKERJAAN UTAMA | 1 9 8 8       | 1 9 8 9       | 1 9 9 0       | 1 9 9 1       | 1 9 9 2 |
|                             | (1)                      | (2)           | (3)           | (4)           | (5)           | (6)     |
| 01. PERTANIAN               | 795                      | 362           | 709           | 4 770         | 3 590         |         |
| 02. PERTAMBANGAN            | -                        | 41            | 35            | 147           | 687           |         |
| 03. INDUSTRI                | 793                      | 526           | 1 171         | 1 028         | 1 375         |         |
| 04. LISTRIK GAS & AIR MINUM | -                        | -             | -             | -             | -             |         |
| 05. BANGUNAN                | -                        | -             | 36            | 74            | 304           |         |
| 06. PERDAGANGAN             | 6 840                    | 6 624         | 5 462         | 8 664         | 8 326         |         |
| 07. ANGKUTAN                | -                        | 120           | -             | -             | 76            |         |
| 08. KEUANGAN                | -                        | 80            | 36            | -             | 152           |         |
| 09. JASA-JASA               | 2 502                    | 3 066         | 4 362         | 6 822         | 8 860         |         |
| 10. LAINNYA                 | 489                      | -             | -             | 73            | 77            |         |
| 11. TT                      | -                        | -             | -             | -             | -             |         |
| <b>T O T A L</b>            | <b>11 419</b>            | <b>10 819</b> | <b>11 811</b> | <b>21 578</b> | <b>23 447</b> |         |

11/11/11  
11/11/11

<https://sultra.bps.go.id>

| NO  | Uraian | Uraian | Uraian |
|-----|--------|--------|--------|
| 1   |        |        |        |
| 2   |        |        |        |
| 3   |        |        |        |
| 4   |        |        |        |
| 5   |        |        |        |
| 6   |        |        |        |
| 7   |        |        |        |
| 8   |        |        |        |
| 9   |        |        |        |
| 10  |        |        |        |
| 11  |        |        |        |
| 12  |        |        |        |
| 13  |        |        |        |
| 14  |        |        |        |
| 15  |        |        |        |
| 16  |        |        |        |
| 17  |        |        |        |
| 18  |        |        |        |
| 19  |        |        |        |
| 20  |        |        |        |
| 21  |        |        |        |
| 22  |        |        |        |
| 23  |        |        |        |
| 24  |        |        |        |
| 25  |        |        |        |
| 26  |        |        |        |
| 27  |        |        |        |
| 28  |        |        |        |
| 29  |        |        |        |
| 30  |        |        |        |
| 31  |        |        |        |
| 32  |        |        |        |
| 33  |        |        |        |
| 34  |        |        |        |
| 35  |        |        |        |
| 36  |        |        |        |
| 37  |        |        |        |
| 38  |        |        |        |
| 39  |        |        |        |
| 40  |        |        |        |
| 41  |        |        |        |
| 42  |        |        |        |
| 43  |        |        |        |
| 44  |        |        |        |
| 45  |        |        |        |
| 46  |        |        |        |
| 47  |        |        |        |
| 48  |        |        |        |
| 49  |        |        |        |
| 50  |        |        |        |
| 51  |        |        |        |
| 52  |        |        |        |
| 53  |        |        |        |
| 54  |        |        |        |
| 55  |        |        |        |
| 56  |        |        |        |
| 57  |        |        |        |
| 58  |        |        |        |
| 59  |        |        |        |
| 60  |        |        |        |
| 61  |        |        |        |
| 62  |        |        |        |
| 63  |        |        |        |
| 64  |        |        |        |
| 65  |        |        |        |
| 66  |        |        |        |
| 67  |        |        |        |
| 68  |        |        |        |
| 69  |        |        |        |
| 70  |        |        |        |
| 71  |        |        |        |
| 72  |        |        |        |
| 73  |        |        |        |
| 74  |        |        |        |
| 75  |        |        |        |
| 76  |        |        |        |
| 77  |        |        |        |
| 78  |        |        |        |
| 79  |        |        |        |
| 80  |        |        |        |
| 81  |        |        |        |
| 82  |        |        |        |
| 83  |        |        |        |
| 84  |        |        |        |
| 85  |        |        |        |
| 86  |        |        |        |
| 87  |        |        |        |
| 88  |        |        |        |
| 89  |        |        |        |
| 90  |        |        |        |
| 91  |        |        |        |
| 92  |        |        |        |
| 93  |        |        |        |
| 94  |        |        |        |
| 95  |        |        |        |
| 96  |        |        |        |
| 97  |        |        |        |
| 98  |        |        |        |
| 99  |        |        |        |
| 100 |        |        |        |

TABEL 3.3.3. PENDUDUK BERUMUR 10 TAHUN KE ATAS YANG BEKERJA SEMINGGU YANG LALU MENURUT LAPANGAN PEKERJAAN UTAMA TAHUN 1988-1992

LAKI-LAKI + PERENPUAN

KOTA

| LAPANGAN<br>PEKERJAAN<br>UTAMA | 1 9 8 8       | 1 9 8 9       | 1 9 9 0       | 1 9 9 1       | 1 9 9 2       |
|--------------------------------|---------------|---------------|---------------|---------------|---------------|
| (1)                            | (2)           | (3)           | (4)           | (5)           | (6)           |
| 01. PERTANIAN                  | 3 236         | 2 993         | 3 943         | 16 133        | 12 529        |
| 02. PERTAMBANGAN               | -             | 2 701         | 1 412         | 3 959         | 3 820         |
| 03. INDUSTRI                   | 1 952         | 2 303         | 2 873         | 3 667         | 3 741         |
| 04. LISTRIK GAS &<br>AIR MINUM | -             | 81            | 141           | 73            | 229           |
| 05. BANGUNAN                   | -             | 447           | 851           | 1 984         | 4 506         |
| 06. PERDAGANGAN                | 12 943        | 11 763        | 11 144        | 18 872        | 12 253        |
| 07. ANGKUTAN                   | -             | 1 173         | 1 555         | 1 905         | 2 819         |
| 08. KEUANGAN                   | -             | 442           | 179           | 880           | 762           |
| 09. JASA-JASA                  | 11 169        | 11 415        | 15 173        | 25 737        | 30 250        |
| 10. LAINNYA                    | 4 702         | -             | 105           | -             | 153           |
| 11. TT                         | -             | -             | -             | -             | -             |
| <b>T O T A L</b>               | <b>34 002</b> | <b>33 318</b> | <b>37 376</b> | <b>73 356</b> | <b>77 062</b> |

TABEL 3.3.4. PENDUDUK BERUMUR 10 TAHUN KE ATAS YANG BEKERJA SEMINGGU YANG LALU MENURUT LAPANGAN PEKERJAAN UTAMA. TAHUN 1988-1992

| LAPANGAN<br>PEKERJAAN<br>UTAMA | LAKI-LAKI      |                |                |                |                | DESA |
|--------------------------------|----------------|----------------|----------------|----------------|----------------|------|
|                                | 1 9 8 8        | 1 9 8 9        | 1 9 9 0        | 1 9 9 1        | 1 9 9 2        |      |
|                                | (1)            | (2)            | (3)            | (4)            | (5)            | (6)  |
| 01. PERTANIAN                  | 215 927        | 232 765        | 242 121        | 238 455        | 227 618        |      |
| 02. PERTAMBANGAN               | -              | -              | -              | -              | 2 232          |      |
| 03. INDUSTRI                   | 4 960          | 5 987          | 5 786          | 7 683          | 11 436         |      |
| 04. LISTRIK GAS &<br>AIR MINUM | -              | 704            | -              | -              | 278            |      |
| 05. BAANGUNAN                  | -              | 2 816          | 3 472          | 2 849          | 2 232          |      |
| 06. PERDAGANGAN                | 9 399          | 5 633          | 17 646         | 9 118          | 14 507         |      |
| 07. ANGKUTAN                   | -              | 1 762          | 6 941          | 4 273          | 4 464          |      |
| 08. KEUANGAN                   | -              | -              | -              | 569            | 279            |      |
| 09. JASA-JASA                  | 19 843         | 10 213         | 20 825         | 20 507         | 29 010         |      |
| 10. LAINNYA                    | 8 616          | -              | 289            | 569            | 279            |      |
| <b>T O T A L</b>               | <b>258 745</b> | <b>259 883</b> | <b>297 080</b> | <b>284 023</b> | <b>292 335</b> |      |

<https://sultra.bps.go.id>

TABEL 3.3.5. PENDUDUK BERUMUR 10 TAHUN KE ATAS YANG BEKERJA SEMINGGU YANG LALU MENURUT LAPANGAN PEKERJAAN UTAMA TAHUN 1988-1992

PEREMPUAN

KOTA

| LAPANGAN PEKERJAAN UTAMA    | 1 9 8 8 | 1 9 8 9 | 1 9 9 0 | 1 9 9 1 | 1 9 9 2 |
|-----------------------------|---------|---------|---------|---------|---------|
| (1)                         | (2)     | (3)     | (4)     | (5)     | (6)     |
| 01. PERTANIAN               | 157 709 | 192 630 | 169 504 | 177 197 | 166 791 |
| 02. PERTAMBANGAN            | -       | -       | -       | -       | 557     |
| 03. INDUSTRI                | 3 655   | 3 520   | 9 542   | 10 254  | 8 091   |
| 04. LISTRIK GAS & AIR MINUM | -       | 352     | 290     | -       | -       |
| 05. BANGUNAN                | -       | -       | -       | 285     | -       |
| 06. PERDAGANGAN             | 12 269  | 11 621  | 17 361  | 14 249  | 15 343  |
| 07. ANGKUTAN                | -       | -       | -       | 285     | -       |
| 08. KEUANGAN                | -       | -       | -       | -       | -       |
| 09. JASA-JASA               | 6 005   | 5 284   | 7 809   | 9 688   | 9 486   |
| 10. LAINNYA                 | 12 534  | -       | 580     | 284     | -       |
| 11. TT                      | -       | -       | -       | -       | -       |
| T O T A L                   | 192 172 | 213 407 | 205 086 | 212 342 | 200 547 |

TABEL 3.3.6. PENDUDUK BERUMUR 10 TAHUN KE ATAS YANG BEKERJA SEMINGGU YANG LALU MENURUT LAPANGAN PEKERJAAN UTAMA TAHUN 1988-1992

LAKI-LAKI + PEREMPUAN

DESA

| LAPANGAN<br>PEKERJAAN<br>UTAMA | 1 9 8 8 | 1 9 8 9 | 1 9 9 0 | 1 9 9 1 | 1 9 9 2 |
|--------------------------------|---------|---------|---------|---------|---------|
| (1)                            | (2)     | (3)     | (4)     | (5)     | (6)     |
| 01. PERTANIAN                  | 373 636 | 425 398 | 411 625 | 415 652 | 394 409 |
| 02. PERTAMBANAGN               | -       | -       | -       | -       | 2 789   |
| 03. INDUSTRI                   | 8 615   | 9 507   | 15 328  | 17 937  | 19 527  |
| 04. LISTRIK GAS &<br>AIR MINUM | -       | 1 056   | 290     | -       | 278     |
| 05. BANGUNAN                   | -       | 2 816   | 3 472   | 3 134   | 2 232   |
| 06. PERDAGANGAN                | 21 668  | 17 254  | 35 007  | 23 367  | 29 850  |
| 07. ANGKUTAN                   | -       | 1 762   | 6 941   | 4 558   | 4 743   |
| 08. KEUANGAN                   | -       | -       | -       | 569     | 279     |
| 09. JASA-JASA                  | 25 848  | 15 497  | 28 634  | 30 195  | 38 496  |
| 10. LAINNYA                    | 21 150  | -       | 869     | 853     | 279     |
| 11. TT                         | -       | -       | -       | -       | -       |
| T O T A L                      | 450 917 | 437 290 | 502 166 | 496 265 | 492 882 |





LANJUTAN TABEL 4.1.

## LAKI-LAKI

| TAHUN | PENDIDIKAN TERTINGGI YANG DITAMATKAN |          |        |                 |                            |                  | TOTAL |       |
|-------|--------------------------------------|----------|--------|-----------------|----------------------------|------------------|-------|-------|
|       | S M T A                              |          |        | DIPLOMA<br>I/II | AKADEMI/<br>DIPLOMA<br>III | UNIVER-<br>SITAS |       |       |
|       | UMUM                                 | KEJURUAN | JUMLAH |                 |                            |                  |       |       |
| (1)   | (8)                                  | (9)      | (10)   | (11)            | (12)                       | (13)             | (14)  |       |
| 1988  | TOTAL                                | 1 778    | 505    | 2 283           | -                          | -                | 61    | 3 310 |
|       | KOTA                                 | 773      | 244    | 977             | -                          | -                | 61    | 1 221 |
|       | DESA                                 | 1 045    | 261    | 1 306           | -                          | -                | -     | 2 089 |
| 1989  | TOTAL                                | 1 190    | 244    | 1 434           | 40                         | 120              | 121   | 3 381 |
|       | KOTA                                 | 486      | 244    | 730             | 40                         | 120              | 121   | 1 621 |
|       | DESA                                 | 704      | -      | 704             | -                          | -                | -     | 1 760 |
| 1990  | TOTAL                                | 1 253    | 143    | 1 396           | -                          | 71               | 72    | 3 166 |
|       | KOTA                                 | 675      | 143    | 818             | -                          | 71               | 72    | 1 139 |
|       | DESA                                 | 578      | -      | 578             | -                          | -                | -     | 2 027 |
| 1991  | TOTAL                                | 2 177    | 1 001  | 3 178           | 285                        | 285              | 365   | 5 397 |
|       | KOTA                                 | 1 322    | 146    | 1 468           | -                          | -                | 365   | 1 979 |
|       | DESA                                 | 855      | 855    | 1 710           | 285                        | 285              | -     | 3 418 |
| 1992  | TOTAL                                | 1 935    | 534    | 2 469           | 279                        | -                | 230   | 3 612 |
|       | KOTA                                 | 1 377    | 534    | 1 911           | -                          | -                | 230   | 2 217 |
|       | DESA                                 | 558      | -      | 558             | 279                        | -                | -     | 1 395 |

TABEL 4.2. BANYAKNYA PENCARI KERJA/PENGANGGUR TERBUKA YANG BERUSIA  
10 TAHUN KE ATAS MENURUT PENDIDIKAN TERTINGGI YANG  
DITAMATKAN TAHUN 1988-1992

| TAHUN |       | TIDAK<br>BELUM<br>PERNAH<br>SEKOLAH | TIDAK<br>BELUM<br>TAMAT<br>SD | PENDIDIKAN TERTINGGI YANG DITAMATKAN |          |        |
|-------|-------|-------------------------------------|-------------------------------|--------------------------------------|----------|--------|
|       |       |                                     |                               | S D                                  | S M T P  | JUMLAH |
| (1)   | (2)   | (3)                                 | (4)                           | UMUM                                 | KEJURUAN | (7)    |
| 1988  | TOTAL | -                                   | 383                           | 61                                   | -        | 61     |
|       | KOTA  | -                                   | 122                           | 61                                   | -        | 61     |
|       | DESA  | -                                   | 261                           | -                                    | -        | -      |
| 1989  | TOTAL | -                                   | 827                           | 514                                  | -        | 514    |
|       | KOTA  | -                                   | 161                           | 162                                  | -        | 162    |
|       | DESA  | -                                   | 705                           | 352                                  | -        | 352    |
| 1990  | TOTAL | 36                                  | 902                           | 650                                  | -        | 650    |
|       | KOTA  | 36                                  | 35                            | 71                                   | -        | 71     |
|       | DESA  | -                                   | 867                           | 579                                  | -        | 579    |
| 1991  | TOTAL | -                                   | 504                           | 73                                   | -        | 73     |
|       | KOTA  | -                                   | 74                            | 73                                   | -        | 73     |
|       | DESA  | -                                   | 285                           | -                                    | -        | -      |
| 1992  | TOTAL | -                                   | 355                           | 557                                  | -        | 557    |
|       | KOTA  | -                                   | 76                            | -                                    | -        | -      |
|       | DESA  | -                                   | 279                           | 557                                  | -        | 557    |

<https://sultra.bps.go.id>

LANJUTAN TABEL 4.2.

## PEREMPUAN

| TAHUN | PENDIDIKAN TERTINGGI YANG DITAMATKAN |          |        |                 |                            |                  |       |       |
|-------|--------------------------------------|----------|--------|-----------------|----------------------------|------------------|-------|-------|
|       | S M T A                              |          |        | DIPLOMA<br>I/II | AKADEMI/<br>DIPLOMA<br>III | UNIVER-<br>SITAS | TOTAL |       |
|       | UMUM                                 | KEJURUAN | JUMLAH |                 |                            |                  |       |       |
| (1)   | (8)                                  | (9)      | (10)   | (11)            | (12)                       | (13)             | (14)  |       |
| 1988  | TOTAL                                | 1 865    | 1 289  | 3 154           | -                          | 61               | -     | 3 659 |
|       | KOTA                                 | 1 343    | 244    | 1 587           | -                          | 61               | -     | 1 831 |
|       | DESA                                 | 522      | 1 045  | 1 567           | -                          | -                | -     | 1 828 |
| 1989  | TOTAL                                | 995      | 555    | 1 550           | -                          | -                | -     | 3 052 |
|       | KOTA                                 | 643      | 203    | 846             | -                          | -                | -     | 1 291 |
|       | DESA                                 | 352      | 352    | 704             | -                          | -                | -     | 1 761 |
| 1990  | TOTAL                                | 1 501    | 1 264  | 2 765           | -                          | 105              | -     | 4 458 |
|       | KOTA                                 | 923      | 107    | 1 030           | -                          | 105              | -     | 1 277 |
|       | DESA                                 | 578      | 1 157  | 1 735           | -                          | -                | -     | 3 181 |
| 1991  | TOTAL                                | 2 810    | 1 096  | 3 906           | -                          | 73               | 219   | 4 849 |
|       | KOTA                                 | 1 101    | 811    | 1 912           | -                          | 73               | 219   | 2 570 |
|       | DESA                                 | 1 709    | 285    | 1 994           | -                          | -                | -     | 2 279 |
| 1992  | TOTAL                                | 4 119    | 1 825  | 5 944           | 77                         | 356              | 355   | 7 644 |
|       | KOTA                                 | 2 445    | 152    | 2 597           | 77                         | 77               | 76    | 2 903 |
|       | DESA                                 | 1 674    | 1 673  | 3 347           | -                          | 279              | 279   | 4 741 |

TABEL 4.3. BANYAKNYA PENCARI KERJA/PENGANGGUR TERBUKA YANG BERUSIA 10 TAHUN KE ATAS MENURUT PENDIDIKAN TERTINGGI YANG DITAMATKAN TAHUN 1988-1992

## LAKI-LAKI + PEREMPUAN

| TAHUN      | TIDAK BELUM PERNAH SEKOLAH | TIDAK BELUM TAMAT SD | PENDIDIKAN TERTINGGI YANG DITAMATKAN |         |          |        |
|------------|----------------------------|----------------------|--------------------------------------|---------|----------|--------|
|            |                            |                      | S D                                  | S M T P |          |        |
|            |                            |                      |                                      | LULUM   | KEJURUAN | JUMLAH |
| (1)        | (2)                        | (3)                  | (4)                                  | (5)     | (6)      | (7)    |
| 1988 TOTAL | -                          | 322                  | 1 027                                | 61      | -        | 61     |
| KOTA       | -                          | 61                   | 244                                  | 61      | -        | 61     |
| DESA       | -                          | 261                  | 783                                  | -       | -        | -      |
| 1989 TOTAL | -                          | 366                  | 1 732                                | 1 070   | -        | 1 070  |
| KOTA       | -                          | 366                  | 323                                  | 366     | -        | 366    |
| DESA       | -                          | -                    | 1 409                                | 704     | -        | 704    |
| 1990 TOTAL | 36                         | 290                  | 1 771                                | 1 118   | -        | 1 118  |
| KOTA       | 36                         | -                    | 35                                   | 249     | -        | 249    |
| DESA       | -                          | 290                  | 1 736                                | 869     | -        | 869    |
| 1991 TOTAL | -                          | 643                  | 1 073                                | 219     | -        | 219    |
| KOTA       | -                          | 74                   | 219                                  | 219     | -        | 219    |
| DESA       | -                          | 569                  | 854                                  | -       | -        | -      |
| 1992 TOTAL | -                          | 279                  | 431                                  | 836     | -        | 836    |
| KOTA       | -                          | =                    | 152                                  | =       | =        | =      |
| DESA       | -                          | 279                  | 279                                  | 836     | -        | 836    |

LANJUTAN TABEL 4.3.

## LAKI-LAKI + PEREMPUAN

| TAHUN | PENDIDIKAN TERTINGGI YANG DITAMATKAN |          |        |                 |                            |                  | TOTAL |        |
|-------|--------------------------------------|----------|--------|-----------------|----------------------------|------------------|-------|--------|
|       | S M T A                              |          |        | DIPLOMA<br>I/II | AKADEMI/<br>DIPLOMA<br>III | UNIVER-<br>SITAS |       |        |
|       | UMUM                                 | KEJURUAN | JUMLAH |                 |                            |                  |       |        |
| (1)   | (8)                                  | (9)      | (10)   | (11)            | (12)                       | (13)             | (14)  |        |
| 1988  | TOTAL                                | 3 643    | 1 794  | 5 437           | -                          | 61               | 61    | 6 969  |
|       | KOTA                                 | 2 076    | 488    | 2 564           | -                          | 61               | 61    | 3 052  |
|       | DESA                                 | 1 567    | 1 306  | 2 873           | -                          | -                | -     | 3 917  |
| 1989  | TOTAL                                | 2 185    | 799    | 2 984           | 40                         | 120              | 121   | 6 433  |
|       | KOTA                                 | 1 129    | 447    | 1 576           | 40                         | 120              | 121   | 2 912  |
|       | DESA                                 | 1 056    | 352    | 1 408           | -                          | -                | -     | 1 408  |
| 1990  | TOTAL                                | 2 754    | 1 407  | 4 161           | -                          | 176              | 72    | 7 624  |
|       | KOTA                                 | 1 598    | 250    | 1 848           | -                          | 176              | 72    | 2 416  |
|       | DESA                                 | 1 156    | 1 157  | 2 313           | -                          | -                | -     | 5 208  |
| 1991  | TOTAL                                | 4 987    | 2 097  | 7 084           | 285                        | 358              | 584   | 10 246 |
|       | KOTA                                 | 2 423    | 957    | 3 380           | -                          | 73               | 584   | 4 549  |
|       | DESA                                 | 2 564    | 1 140  | 3 704           | 285                        | 285              | -     | 5 697  |
| 1992  | TOTAL                                | 6 054    | 2 359  | 8 413           | 356                        | 356              | 585   | 11 256 |
|       | KOTA                                 | 3 822    | 686    | 4 508           | 77                         | 77               | 306   | 5 120  |
|       | DESA                                 | 2 232    | 1 673  | 3 905           | 279                        | 279              | 279   | 6 136  |