



Katalog BPS / *BPS Catalogue* : 8108.12

Statistik Perdagangan Luar Negeri dan Antar Pulau/Propinsi
Foreign Trade Statistics and Inter Island/Province

EKSPOR DAN IMPOR SUMATERA UTARA



EXPORTS AND IMPORTS OF SUMATERA UTARA

2003

BPS *Badan Pusat Statistik Propinsi Sumatera Utara*

Statistik Perdagangan Luar Negeri dan Antar Pulau/Propinsi
Foreign Trade Statistics and Inter Island/Province

EKSPOR DAN IMPOR SUMATERA UTARA



EXPORTS AND IMPORTS OF SUMATERA UTARA

2003

**STATISTIK PERDAGANGAN LUAR NEGERI DAN ANTAR PULAU/PROPINSI
SUMATERA UTARA
EKPOR DAN IMPOR 2003**

*Foreign Trade Statistics and Inter Island/Province of Sumatera Utara
Exports and Imports 2003*

ISSN : -

Nomor Publikasi / Publication Number : 12540.0405

Katalog BPS / BPS Catalogue : 8108.12

Ukuran Buku / Book Size : 21 cm x 28 cm

Jumlah Halaman / Total Pages : 500

Naskah / *Manuscript* :

Bidang Statistik Distribusi/Devisiion of Distribution Statistics

Tim Penyusun Naskah/Editorial Team :

- Penanggungjawab Umum/Board of Director : H.M. Nasir Syarbaini, SE.
- Editor Penanggungjawab Teknis/Chief Editor : Ir. Sukardi, M.Si.
- Koordinator/Coordinator : Sunanto, SE.
- Anggota/Editorial Staffs : Hafsyah Aprillia, S.Si.

Gambar Kulit / Cover Design :

Bidang Statistik Distribusi/Devisiion of Distribution Statistics

Diterbitkan oleh / Published by :

Badan Pusat Statistik Propinsi Sumatera Utara

BPS-Statistics of Sumatera Utara Province

Sumber Dana/Source of Fund

Anggaran Pendapatan dan Belanja Daerah (APBD) Provinsi Sumatera Utara T.A. 2004
Regional Budgetary For Expenditure and Development Sumatera Utara In
Calender Year of 2004

Boleh dikutip dengan menyebut sumbernya

May be cited with reference to the source

STATISTIK PERDAGANGAN LUAR NEGERI SUMATERA UTARA
Ekspor dan Impor 2003

Foreign Trade Statistics of Sumatera Utara
Exports and Imports 2003

ISSN : -

Nomor Publikasi / *Publication Number*: 12540.0403

Katalog BPS / *BPS Catalogue*: 8108.12

Ukuran Buku / *Book Size* : 21 cm x 28 cm

Jumlah Halaman / *Total Pages* : xxix + 349 +16

Naskah / *Manuscript* :

Bidang Statistik Distribusi

Seksi Statistik Niaga Dan Jasa

Editor : Drs. Akhmad Jaelani

Penulis : 1. Ir. Efliza

2. Hafsyah Aprillia, S.Si.

Programmer Tabulasi : Ir. Efliza

Pengolah Data : 1. Ir. Efliza

2. Hafsyah Aprillia, S.Si

Gambar Kulit / *Cover Design* :

Bidang Statistik Distribusi

Seksi Statistik Niaga Dan Jasa

Diterbitkan oleh / *Published by* :

Badan Pusat Statistik Propinsi Sumatera Utara dan

Badan Perencanaan Pembangunan Daerah Sumatera Utara

Boleh dikutip dengan menyebut sumbernya

May be cited with reference to the source

DAFTAR ISI
CONTENTS

			Halaman <i>Page</i>
Kata Pengantar <i>Preface</i>			iii - iv
Daftar Isi <i>Contents</i>			v - viii
Penjelasan <i>Explanatory Notes</i>			ix - xvi
Ringkasan <i>Summary</i>			xvii - xxix
	Gambar <i>Figures</i>		
Gambar <i>Figure</i>	1.	Perdagangan Luar Negeri Sumatera Utara, 1999 - 2003 <i>Foreign Trade of Sumatera Utara</i>	xvii
Gambar <i>Figure</i>	2.	Ekspor Sumatera Utara menurut Sektor, 1999 - 2003 <i>Export of Sumatera Utara by Sector</i>	xviii
Gambar <i>Figure</i>	3.	Ekspor Sumatera Utara menurut Benua Tujuan <i>Export of Sumatera Utara by Continent of Destination</i>	xix
Gambar <i>Figure</i>	4.	Ekspor Sumatera Utara menurut Komoditi Utama <i>Export of Sumatera Utara by Main Commodity</i>	xx
Gambar <i>Figure</i>	5.	Ekspor Sumatera Utara menurut Negara Tujuan Utama <i>Export of Sumatera Utara by Main Country of Destination</i>	xviii
Gambar <i>Figure</i>	6.	Ekspor Sumatera Utara menurut Pelabuhan Utama <i>Export of Sumatera Utara by Main Port</i>	xxi
Gambar <i>Figure</i>	7.	Impor Sumatera Utara menurut Kelompok Barang Ekonomi <i>Import of Sumatera Utara by Economic Goods Group</i>	xxiv
Gambar <i>Figure</i>	8.	Impor Sumatera Utara menurut Benua Asal <i>Import of Sumatera Utara by Continent of Origin</i>	xxv
Gambar <i>Figure</i>	9.	Impor Sumatera Utara menurut Komoditi Utama <i>Import of Sumatera Utara by Main Commodity</i>	xxvi
Gambar <i>Figure</i>	10.	Impor Sumatera Utara menurut Negara Asal Utama <i>Export of Sumatera Utara by Main Country of Origin</i>	xxviii
Gambar <i>Figure</i>	11.	Impor Sumatera Utara menurut Pelabuhan Utama <i>Import of Sumatera Utara by Main Port</i>	xxix

		Halaman Page
	Tabel <i>Tables</i>	
Tabel <i>Table</i>	1. Perdagangan Luar Negeri Sumatera Utara, 1999 - 2003 <i>Foreign Trade of Sumatera Utara, 1999 - 2003</i>	1
Tabel <i>Table</i>	2. Ekspor Sumatera Utara menurut Sektor, 1999 - 2003 <i>Export of Sumatera Utara by Sector, 1999 - 2003</i>	2 - 3
Tabel <i>Table</i>	3. Ekspor Sumatera Utara menurut Kelompok Barang Ekonomi, 1999 - 2003 <i>Exports of Sumatera Utara by Economic Goods Group, 1999 - 2003</i>	4 - 5
Tabel <i>Table</i>	4. Ekspor Sumatera Utara menurut Komoditi SITC 1 Dijit, 1999 - 2003 <i>Export of Sumatera Utara by 1 Digit SITC Commodity, 1999 - 2003</i>	6 - 11
Tabel <i>Table</i>	5. Ekspor Sumatera Utara Menurut Benua Tujuan, 1999 - 2003 <i>Export of Sumatera Utara by Continent of Destination, 1999 - 2003</i>	12 - 15
Tabel <i>Table</i>	6. Ekspor Sumatera Utara Menurut Komoditi Utama 3 Digit SITC, 1999 - 2003 <i>Export of Sumatera Utara By Main Commodity of SITC 3 Digit, 1999 - 2003</i>	16 - 21
Tabel <i>Table</i>	7. Ekspor Sumatera Utara menurut Negara Tujuan Utama, 1999 - 2003 <i>Export of Sumatera Utara by Main Country of Destination, 1999 - 2003</i>	22 - 25
Tabel <i>Table</i>	8. Ekspor Sumatera Utara menurut Pelabuhan Utama, 1999 - 2003 <i>Export of Sumatera Utara by Port, 1999 - 2003</i>	26 - 29
Tabel <i>Table</i>	9. Ekspor Sumatera Utara menurut Pulau Asal Barang, 2003 <i>Export of Sumatera Utara by, Goods Island, 2003</i>	30 - 33
Tabel <i>Table</i>	10. Impor Sumatera Utara menurut Sektor, 1999 - 2003 <i>Import of Sumatera Utara by Sector, 1999 - 2003</i>	34- 35
Tabel <i>Table</i>	11. Impor Sumatera Utara menurut Kelompok Barang Ekonomi, 1999 - 2003 <i>Import of Sumatera Utara by Economic Goods Group, 1999 - 2003</i>	36 -37

		Halaman Page	
Tabel Table	12.	Impor Sumatera Utara menurut Komoditi SITC 1 Dijiit, 1999 - 2003 <i>Import of Sumatera Utara by 1 Digit SITC Commodity, 1999 - 2003</i>	38 – 43
Tabel Table	13.	Impor Sumatera Utara menurut Benua Asal, 1999 - 2003 <i>Import of Sumatera Utara by Continent of Origin, 1999 - 2003</i>	44 – 47
Tabel Table	14.	Impor Sumatera Utara Menurut Komoditi Utama 3 Digit SITC, 1999 - 2003 <i>Import of Sumatera Utara By Main Commodity of SITC 3 Digit, 1999 - 2003</i>	48 – 53
Tabel Table	15.	Impor Sumatera Utara menurut Negara Asal Utama, 1999 - 2003 <i>Import of Sumatera Utara by Main Country of Origin</i>	54 – 57
Tabel Table	16.	Impor Sumatera Utara menurut Pelabuhan Utama, 1999 - 2003 <i>Import of Sumatera Utara by Main Port, 1999 - 2003</i>	58 – 61
Tabel Table	17.	Neraca Perdagangan Sumatera Utara Menurut Sektor, 1999 - 2003 <i>Balance Of Trade Of Sumatera Utara By Sector, 1999 - 2003</i>	62
Tabel Table	18.	Neraca Perdagangan Sumatera Utara Menurut Kelompok Barang Ekonomi, 1999 - 2003 <i>Balance Of Trade Of Sumatera Utara By Economic Goods Group, 1999 - 2003</i>	63
Tabel Table	19.	Neraca Perdagangan Sumatera Utara menurut Komoditi SITC 1 Dijiit, 1999 - 2003 <i>Balance Of Trade Of Sumatera Utara by 1 Digit SITC Commodity, 1999 - 2003</i>	64 – 66
Tabel Table	20.	Neraca Perdagangan Sumatera Utara menurut Benua Tujuan, 1999 - 2003 <i>Balance Of Trade of Sumatera Utara by Continent , 1999 - 2003</i>	67 - 68
Tabel Table	21.	Ekspor dan Impor Sumatera Utara menurut Komoditi SITC dan Negara, 2003 <i>Export and Import of Sumatera Utara by Country and SITC Commodity, 2003</i>	69 - 178

Daftar Isi

		Halaman <i>Page</i>
Tabel <i>Table</i>	22. Ekspor dan Impor Sumatera Utara menurut Komoditi HS dan SITC, 2003 <i>Export and Import of Sumatera Utara by HS and SITC Commodity, 2003</i>	179 - 287
Tabel <i>Table</i>	23. Ekspor dan Impor Sumatera Utara menurut Negara dan Komoditi SITC, 2003 <i>Export and Import of Sumatera Utara by Country and SITC Commodity, 2003</i>	289 - 424
Tabel <i>Table</i>	24. Ekspor Sumatera Utara menurut Komoditi SITC dan Propinsi Asal Barang, 2003 <i>Export of Sumatera Utara by SITC Commodity and Province Goods, 2003</i>	425 - 473

<http://sumut.bps.go.id>

PENJELASAN

EXPLANATORY NOTES

1. Pendahuluan

Penyajian Statistik Ekspor dan Impor tahun 2003 ini berisi tabel-tabel ekspor dan impor menurut pelabuhan ekspor dan impor, komoditi HS (Harmonized System) dan SITC (Standard International Trade Classification), serta negara tujuan dan asal.

2. Cakupan Wilayah

Daerah pencatatan statistik dalam publikasi ini meliputi seluruh pelabuhan ekspor dan impor di wilayah Sumatera Utara.

3. Sumber Data

Data ekspor dan impor dikumpulkan berdasarkan dokumen Pemberitahuan Ekspor Barang (PEB) dan Pemberitahuan Impor Barang (PIB), yang diisi oleh eksportir dan importir serta telah diberikan ijin muat dan bongkar oleh Bea dan Cukai yang selanjutnya dikirim ke Badan Pusat Statistik (BPS).

1. Introduction

The 2003 Export and Import Statistics presented here consist of export and import tables by port of exportation and importation, HS (Harmonised System) and SITC (Standard International Trade Classification) commodity, and country of destination and origin.

2. Coverage

The coverage of this publication includes the entire port of exportation and importation located in Sumatera Utara region.

3. Source Of Documents

The compilation of the export and import statistics are based on Export and Import Declaration so called PEB and PIB which are filled out by the exporters/importers, and approved by the Customs and Excises officers. Then the documents are sent directly to BPS-Jakarta.

4. Sistem Perdagangan

Pencatatan statistik ekspor menggunakan sistem perdagangan umum (*general trade*), sedangkan untuk statistik impor menggunakan sistem perdagangan khusus (*special trade*).

Dalam sistem perdagangan umum kawasan berikat seperti Batam dianggap sebagai wilayah dalam negeri, tetapi dalam sistem perdagangan khusus, kawasan berikat dianggap sebagai wilayah luar negeri.

5. Ruang Lingkup Ekspor

Pencatatan statistik ekspor meliputi seluruh barang yang keluar melalui pelabuhan ekspor yang ada di wilayah Sumatera Utara ke luar negeri, baik yang bersifat komersial maupun bukan komersial seperti bantuan barang kredit lunak, hadiah dan sebagainya.

Ekspor kapal laut dan pesawat udara termasuk dalam statistik ekspor, sedangkan ekspor bunker minyak untuk kapal tidak dicatat dalam publikasi ini.

4. Trade System

In recording of export statistics, the BPS applies the general trade system, while for import statistics, the special trade system is applied.

In the general trade system, bounded zone such as Batam is treated as domestic area, while in the special trade system, bounded zone is treated as foreign area.

5. Coverage Of Export

Recording of export statistics cover all goods that leave port of exportation in Sumatera Utara region and were sent abroad, both commercial as well as non-commercial goods, such as goods with soft loans, grants/gifts, etc.

Exports of ships and aeroplanes are included in export statistics, while export of oil bunkers for ships is excluded.

Barang-barang hasil Sumatera Utara yang dikirim ke luar negeri untuk diolah di luar negeri tetap dicatat sebagai ekspor, meskipun hasil olahan barang tersebut akan kembali ke wilayah Sumatera Utara.

Product goods of Sumatera Utara which are sent abroad to be processed, are still recorded as exported goods, although this after processed goods will be returned back to Sumatera Utara through importation procedure.

Barang-barang di bawah ini tidak termasuk dalam statistik ekspor :

Goods listed below are excluded from export statistics :

- a. Pakaian dan barang-barang perhiasan penumpang.
- b. Barang-barang yang dikirim untuk perwakilan Indonesia di luar negeri.
- c. Barang-barang untuk ekspedisi dan ekshibisi/pameran.
- d. Pembungkus/peti kemas untuk diisi di luar negeri.
- e. Uang dan surat-surat berharga.
- f. Barang-barang contoh.
- g. Barang-barang yang dikirim ke luar negeri untuk diperbaiki.

- a. *Clothes and jewellery possessed by passengers.*
- b. *Goods sent abroad for Indonesian representatives.*
- c. *Goods for expeditions and exhibitions/shows.*
- d. *Packing material/containers to be used abroad.*
- e. *Money and bonds.*
- f. *Sample goods.*
- g. *Goods sent abroad to be repaired.*

6. Ruang Lingkup Impor

6. Coverage Of Import

Pencatatan statistik impor meliputi seluruh barang-barang yang masuk melalui pelabuhan impor yang ada di wilayah Sumatera Utara dari luar negeri, baik yang bersifat komersial

The recording system of import statistics includes all goods from abroad entering port of Importation in Sumatera Utara region, both commercial as well as non-

Penjelasan

maupun bukan komersial seperti hadiah dan sebagainya.

Sebagian impor kapal laut dan pesawat udara beserta suku cadangnya termasuk dalam statistik impor.

Barang-barang luar negeri yang diolah atau diperbaiki di Sumatera Utara tetap dicatat sebagai barang impor, meskipun setelah barang tersebut selesai diproses akan kembali ke luar negeri (re-ekspor).

Barang-barang di bawah ini tidak termasuk di dalam statistik impor :

- a. Pakaian dan barang-barang perhiasan penumpang.
- b. Barang-barang penumpang untuk dipakai sendiri kecuali lemari es, pesawat TV, dan sebagainya.
- c. Barang-barang yang diimpor untuk keperluan perwakilan (kedutaan) suatu negara.
- d. Barang-barang untuk keperluan ekspedisi dan ekshibisi/pameran.
- e. Sebagian barang-barang yang langsung diimpor oleh angkatan bersenjata.

commercial goods, such as grants/gifts, etc.

Almost all imports of ships and aeroplanes as well as its spare part are included in import statistics.

Goods from abroad to be processed or fixed in Sumatera Utara, still be recorded as import although they will be returned abroad after the process is finished (re-export).

Goods listed below are excluded from import statistics:

- a. *Clothes and jewellery possessed by passengers.*
- b. *Goods of passengers to be personally used, with the exception to refrigerators, televisions, etc.*
- c. *Goods to be imported for representative use of certain country.*
- d. *Goods for expeditions and exhibitions/shows.*
- e. *Several goods to be imported directly by army.*
- f. *Packing material/containers to be used later for import*

- f. Pembungkus/peti kemas untuk diisi kembali.
- g. Uang dan surat-surat berharga.
- h. Barang-barang contoh.

- activity.*
- g. Money and bonds.*
- h. Sample goods.*

7. Sistem Pengolahan

Data dalam publikasi ini mencakup dokumen-dokumen ekspor dan impor tahun 2003 yang diterima Badan Pusat Statistik sejak awal Januari 2003 sampai 31 Januari 2004.

Sistem pengolahan menggunakan sistem "*carry over*". Dengan metode ini dokumen-dokumen dari daerah ditunggu selama satu bulan setelah bulan berjalan. Dokumen yang datang terlambat akan dimasukkan dalam bulan pengolahan berikutnya. Metode "*carry over*" ini sangat membantu mempercepat pengolahan data. Di samping itu telah diteliti bahwa metode ini tidak begitu berpengaruh terhadap ekspor dan impor bulanan yang disebabkan "*carry over*" bulan-bulan berikutnya.

7. *Processing System*

The data in this publication cover 2003 exports and imports documents received by BPS since the beginning of January 2003 until January 31st, 2004.

The processing system applied the carry-over system. This means that all documents resulted from transaction month will be recorded right in the next month so-called processing month. However, if supposed that the documents are not received in that month, they will be carried over to the following month and so called "Carry over documents". This is done so in order to speed up the process and presentation of the export and import statistics moreover, it is found that the "Carry-over" system does not introduce a bias result significantly.

8. Klasifikasi Komoditi

Penggolongan barang di dalam publikasi ini menggunakan Klasifikasi Tarif Indonesia 1989 yang didasarkan atas Harmonized System (HS) yang sudah diperbarui tahun 1991, 1993, 1994, 1995, dan terakhir tahun 1996. Versi yang terakhir ini mengalami perubahan yang relatif besar dibanding sistem pengkodean tahun sebelumnya. Disamping menggunakan HS sebagai klasifikasi jenis barang, juga digunakan Standard International Trade Classification (SITC) yang dipergunakan secara meluas oleh banyak negara di dunia.

9. Periode Referensi

Periode penentuan ekspor adalah tanggal diberikannya izin muat barang tersebut oleh pejabat Bea dan Cukai setelah diadakan pemeriksaan seperlunya.

Periode penentuan impor adalah tanggal penyelesaian dokumen oleh pejabat Bea dan Cukai yang terdapat dalam dokumen impor.

8. Commodity Classification

Commodity classification is referred to the "1989 Indonesian Tariff Classification" that applies Harmonised System codes. Since 1989 the system has been updated five times which were in 1991, 1993, 1994, 1995, and 1996. However in the last updated-version there exists a big change as compare to the previous versions. Besides applying the HS, the SITC (Standard International Trade Classification) is also applied, which is broadly used by almost all country in the world.

9. Reference Period

The period for export determination is the date of issuance of the goods loading permit by the Customs and Excises officers, after the necessary examination has been conducted.

Date determination for import is the date of settlement/completion by custom and excises officers as stated in the import documents.

10. Nilai Barang

Nilai barang yang dicatat untuk statistik ekspor adalah nilai FOB (US\$), dan nilai CIF (US\$), untuk statistik impor yang dicatat oleh Bea dan Cukai sebagai dasar perhitungan bea masuk.

Untuk periode 2003 rata-rata kurs nilai valuta 1 US\$ adalah Rp. 8 547,- (dari rata-rata tertimbang transaksi ekspor bulanan).

11. Satuan Barang

Statistik ekspor dan impor disajikan dalam berat bersih (Kg).

12. Negara Tujuan

Yang dimaksud dengan negara tujuan adalah negara dimana barang tersebut akan dikonsumsi/diperdagangkan.

13. Negara Asal

Negara asal adalah negara dimana barang-barang tersebut dihasilkan setelah diperiksa oleh pejabat Bea dan Cukai sesuai dengan peraturan yang berlaku.

10. Commodity Value

The value systems for both exports and imports are based FOB (Free On Board) and CIF (Cost Insurance and Freight) values respectively. The latter is record by the Customs and Excises for import duty purposes.

The exchange rate used is just the weight average of monthly transaction during 2003. The rate is Rp. 8 547,- per US \$ 1.00

11. Commodity Unit

Exports and imports statistics are presented in net weight (kg).

12. Country Of Destination

Country of destination is the country stated at the time of dispatch to be the final country where goods to be delivered.

13. Country Of Origin

Country of origin is the country in which goods have been produced after being verified by the Customs and Excises officers, pursuant to the prevailing regulations.

14. Pelabuhan Ekspor

Yang dimaksud dengan pelabuhan ekspor adalah pelabuhan dimana surat izin muat tersebut dikeluarkan.

14. Port Of Exportation

Port of exportation is the port where the loading permit is issued.

15. Pelabuhan Impor

Pelabuhan impor adalah pelabuhan di mana barang tersebut dibongkar.

15. Port Of Importation

Port of importation is the port where goods are unloaded.

16. Singkatan

Deskripsi yang lazim disingkat antara lain adalah :

nec : not elsewhere classified
nes : not elsewhere stated
ncak : not classified according to a kind

16. Abbreviation

Description that usually abbreviated are :

*nec : not elsewhere classified
nes : not elsewhere stated
ncak : not classified according to a kind*

RINGKASAN

SUMMARY

Ekspor Dan Impor Sumatera Utara

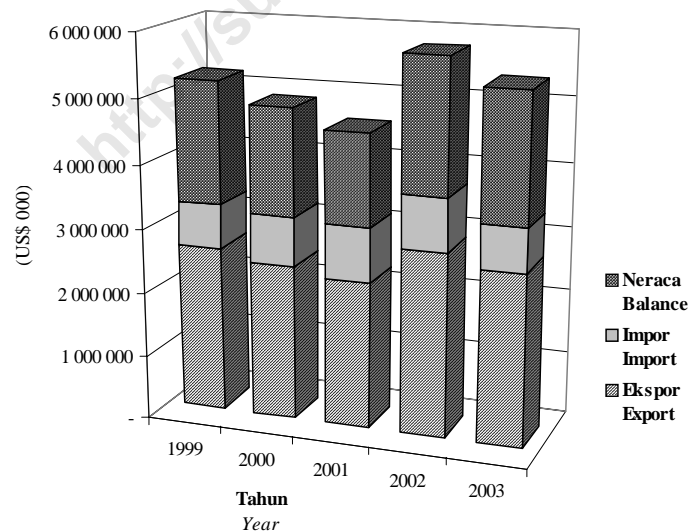
Export And Import Of Sumatera Utara

Pada tahun 2003, ekspor Sumatera Utara yang bernilai 2,69 milyar US\$, mengalami pertumbuhan negatif sebesar -7,06 persen. Dan impor Sumatera Utara pada tahun yang sama, mengalami pertumbuhan negatif yaitu -17,03 persen, dan hanya mencapai 679,8 juta US\$. Sama halnya dengan ekspor dan impor, neraca perdagangan luar negeri Sumatera Utara yang sebesar 2,0 milyar US\$, juga mengalami pertumbuhan negatif sebesar -3,12 persen.

In 2003 export of Sumatera Utara, which valued US \$ 2,69 billion, had -7,06 percent negative growth. And is same year, import of Sumatera Utara had -17,03 percent negative growth, but reach US\$ 679,8 million only. Same as export and import, US\$ 2,0 billion trade balance of Sumatera Utara also had -3,12 percent negative growth.

Gambar 1. Perdagangan Luar Negeri Sumatera Utara

Figure 1. Foreign Trade of Sumatera Utara



Ekspor Menurut Sektor

Export By Sector

Pada tahun 2003, ekspor Sumatera Utara mengalami pertumbuhan negatif pada sektor Industri (-12,53 persen), dan sektor Pertambangan dan penggalian (-29,46

In 2003, export of Sumatera Utara suffered negative growth in Industry sector (-12,53 percent), Mining And Quarrying sector (-29,46 percent), meanwhile the sector that

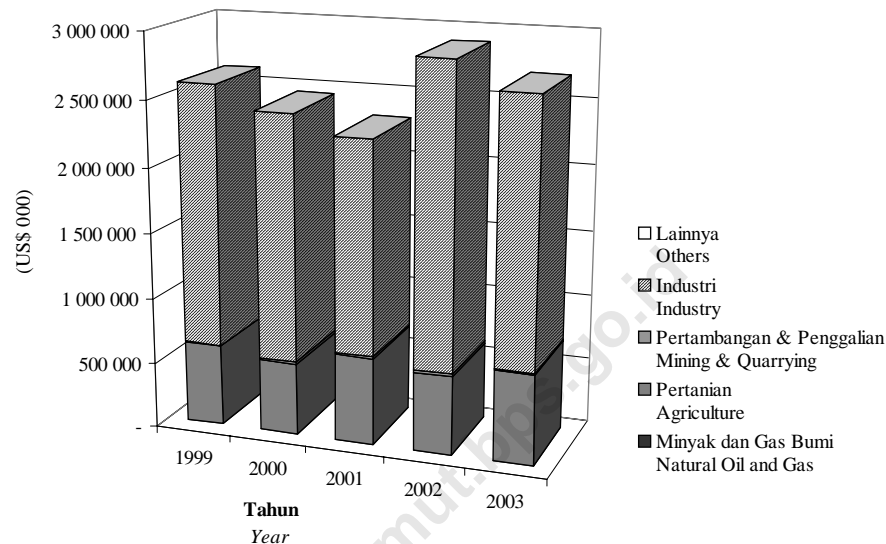
Ringkasan

persen), sedangkan sektor yang mengalami pertumbuhan positif adalah sektor Pertanian sebesar (14,38 persen), dan Lainnya (86,36 persen).

had positive growth were Agriculture sector (14,38 percent), and Others sector (86,36 percent).

Gambar 2. Ekspor Sumatera Utara menurut Sektor

Figure 2. Exports of Sumatera Utara by Sector



Sebagian besar ekspor Sumatera Utara pada tahun 2003, didominasi oleh ekspor sektor Industri, sebesar 73,93 persen dari total ekspor Sumatera Utara. Ekspor sektor Pertanian mengambil porsi 25,56 persen, ekspor sektor Pertambangan dan Penggalian 0,51 persen, sedangkan ekspor sektor minyak dan gas bumi tidak memiliki peran sama sekali.

Most of export of Sumatera Utara in 2003, was dominated by Industry sector or 73,93 percent in export total. Export of Agriculture sector took 25,56 percent, export of Mining and Quarrying sector 0,51 percent, while export of Natural Oil and Gas almost had no share in export total.

Ekspor Menurut Benua Tujuan

Ekspor ke benua tujuan pada tahun 2003, umumnya mengalami pertumbuhan yang negatif kecuali ekspor ke Afrika yang memiliki pertumbuhan positif sebesar 2,12 persen, ke Oseania (49,63 persen), Amerika

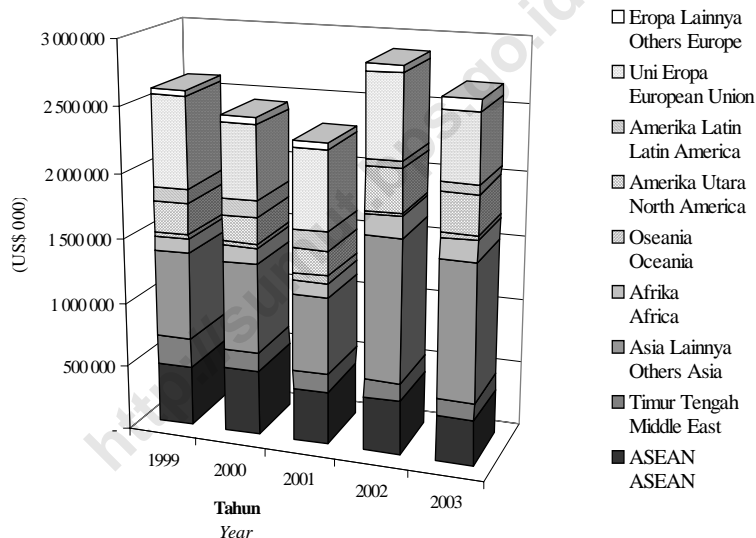
Export By Continent Of Destination

Export to continent of destination in 2003 suffered negative growth generally, except export to Africa owning positive growth equal to 2,12 percent, Oceania had 49,63 percent, Latin America had 30,98 percent,

Latin (30,98 persen) dan Eropa Lainnya (52,01 persen). Ekspor ke Uni Eropa memiliki pertumbuhan negatif terbesar yaitu -17,70 persen. Ekspor ke benua tujuan lainnya yang mengalami pertumbuhan negatif adalah ke ASEAN (-16,26 persen), ke Amerika Utara (-9,86 persen), ke Timur Tengah (-5,50 persen), dan ke Asia Lainnya (-4,34 persen).

and Others European had 52,01 percent negative growth. Export to European Union had the most -17,70 negative one. Export to other continent of destination that suffered negative growth were export to ASEAN (-16,26 percent), North America (-9,86 percent), Middle East (-5,50 percent), and Others Asia (-4,34 percent).

Gambar 3. Ekspor Sumatera Utara menurut Benua Tujuan
Figure 3. Exports of Sumatera Utara by Continent of Destination



Sebanyak 38,86 persen ekspor Sumatera Utara adalah ekspor ke Asia Lainnya. Ekspor ke Uni Eropa 19,14 persen. Ekspor ke ASEAN 12,91 persen, Amerika Utara 10,94 persen, Afrika 6,10 persen, Timur Tengah 4,92 persen, Eropa Lainnya 3,27 persen, Amerika Latin 2,61 persen, dan Oseania 1,24 persen.

For the amount of 38,86 percent of export of Sumatera Utara was export to Others Asia. Export to European Union (19,14 percent). Export to ASEAN was 12,91 percent, North America 10,94 percent, Africa 6,10 percent, Middle East 4,92 percent, others Europe 3,27 percent, Latin America 2,61 percent and Oceania, 1,24 percent.

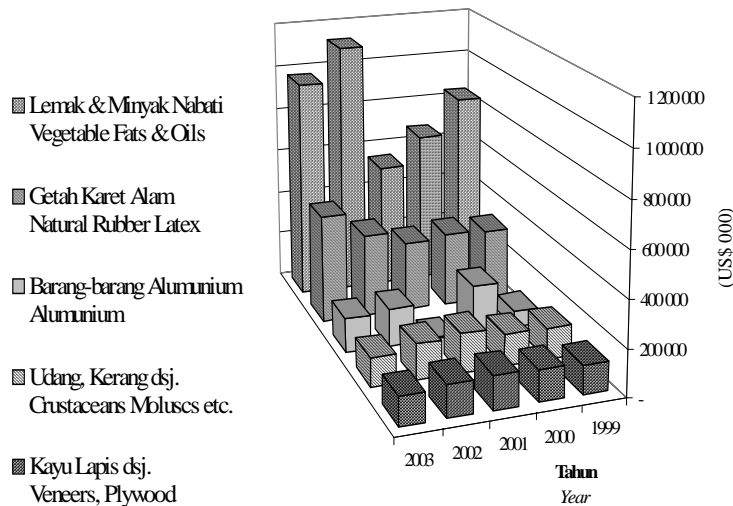
Ekspor Menurut Komoditi Utama

Komoditi utama ekspor Sumatera Utara yang mengalami peningkatan pada tahun 2003 antara lain adalah Getah karet alam (SITC 231, naik 29,56 persen), perlengkapan garmen bukan tekstil (SITC 848, naik 0,35 persen), sedangkan komoditi yang mengalami penurunan antara lain Lemak & Minyak Nabati (SITC 422, turun -13,15 persen), Aluminium (SITC 684 turun -8,75 persen), Udang Kerang sejenisnya segar atau dingin (SITC 036, turun -18,25 persen), kayu lapis (SITC 634, turun -12,02 persen), Kayu Olahan (SITC 635, turun -13,93 persen), kopi (SITC 071, turun -12,66 persen), minyak dan lemak nabati dan hewani olahan (SITC 431, turun -12,05 persen), perabotan (SITC 821 turun -20,61 persen).

Export By Main Commodity

The main commodity of export of Sumatera Utara which had positive growth in 2003 were Natural Rubber Latex (SITC 231, grew 29,56 percent), Articles Of Apparel & Clothing Of Non Textile Fabric (SITC 848, grew 0,35 percent), and meanwhile the commodities that had negative growth were Vegetable Fats & Oils (SITC 422, decrease -13,15 percent), Aluminum (SITC 684, decrease -8,75 percent), Crustaceans Mollusks etc. (SITC 036, decrease -18,25 percent), Veneers, Plywood (SITC 634, decrease -12,02 percent), Manufactured Wood (SITC 635, decrease -13,93 percent), Coffee (SITC 071, - 12,66 percent), Processed Animal & Vegetable Oil & Fat (SITC 431, -12,05 percent), Furniture (SITC 821, decrease -20,61).

Gambar 4. Ekspor Sumatera Utara menurut Komoditi Utama
Figure 4. Exports of Sumatera Utara by Main Commodity



Hampir separuh (36,21 persen) ekspor Sumatera Utara tahun 2003 merupakan ekspor Lemak dan Minyak Nabati (SITC 422), 17,57 persen ekspor Getah Karet Alam (SITC 231), 5,53 persen ekspor Aluminium (SITC 684), selebihnya masing-masing mengambil porsi kurang dari 5 persen.

Almost all (36,21 percent) export of Sumatera Utara in 2003 was export of Fixed Vegetable Oils and Fats (SITC 422), 17,57 percent export of Natural Rubber (SITC 231), 5,53 percent export of Aluminium (SITC 684), the rest took only less than 5 percent each.

Ekspor Menurut Negara Tujuan Utama

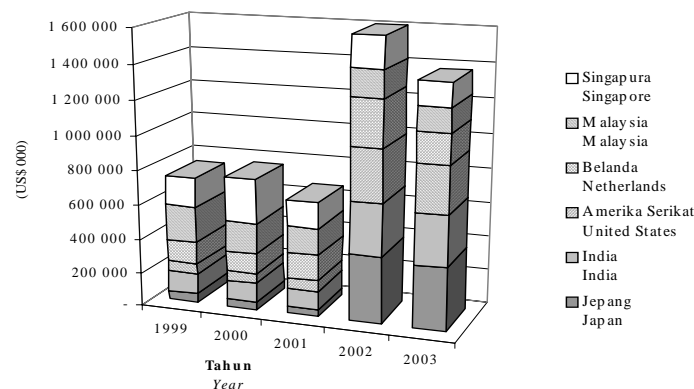
Export By Main Country Of Destination

Hampir semua negara tujuan utama ekspor Sumatera Utara tahun 2003 mengalami penurunan ekspor antara lain adalah Jepang (-6,02 persen), India (-2,65 persen), Amerika Serikat (-10,59 persen), Belanda (-35,25 persen), Malaysia (-13,54 persen), Singapura (-27,27 persen), Jerman (-19,88 persen), dan Korea Selatan (-13,31 persen), sedangkan negara tujuan utama yang mengalami peningkatan ekspor adalah Cina (70,84 persen) yang merupakan negara tujuan ekspor terbesar ke empat di Sumatera Utara, negara tujuan ekspor lain yang mengalami peningkatan ekspor adalah Belgia (17,50 persen).

Almost all main country of destination of export of Sumatera utara in 2003 that had negative export growth were Japan (-6,02 percent), India (-2,65 percent), United States (-10,59 percent), Netherlands (-35,25 percent), Malaysia (-13,54 percent), Singapore (-27,27 percent), Germany (-19,88 percent), and Korea South (-13,31 percent), while the country of destination that had positive growth were China (70,84 percent), representing state of is target of biggest exporting to four in Sumatera Utara, state of is target of natural other exporting is make-up of exporting is Belgium (17,50 percent).

Gambar 5. Ekspor Sumatera Utara menurut Negara Tujuan Utama

Figure 5. Exports of Sumatera Utara by Continent of Destination



Ekspor Berdasarkan Propinsi Asal Barang

Pengertian Propinsi Asal Barang Sumatera Utara adalah barang-barang yang diekspor melalui pelabuhan muat di Sumatera Utara dan barang tersebut di produksi oleh unit-unit usaha yang berdomisili di wilayah Propinsi Sumatera Utara. Seperti diketahui selama ini, Propinsi Sumatera Utara sebagai propinsi terbesar di pulau Sumatera, mempunyai berbagai keunggulan dalam hal sarana dan prasarana penunjang ekspor dibanding wilayah lainnya. Dengan berbagai keunggulan tersebut banyak perusahaan yang mempunyai pabrik di daerah tetapi berkantor Pusat di Sumatera Utara. Akibatnya tidak sedikit perusahaan yang memproduksi di luar Sumatera Utara tetapi melakukan pengurusan dokumen dan realisasi ekspornya dilakukan melalui pelabuhan muat Sumatera Utara. Nilai ekspor melalui pelabuhan muat Sumatera Utara tahun 2003 bernilai 2,69 milyar US\$, dan nilai ekspor propinsi asal barang Sumatera Utara pada tahun yang sama senilai 2,49 milyar US\$. Hal ini berarti nilai ekspor propinsi asal barang Sumatera utara sebesar 92,61 persen dari total ekspor melalui pelabuhan muat Sumatera Utara. Propinsi lain yang melakukan ekspor barang melalui pelabuhan muat di Sumatera Utara adalah Propinsi Riau yang mempunyai peran 4,09 persen dari total ekspor melalui pelabuhan muat Sumatera Utara.

Exporting Pursuant To Province Goods

Congeniality Of Province Goods Sumatera Utara is exported goods through port load in Sumatera Utara and the goods in production by business units which living in Province Sumatera Utara region. Like known during the time, Province Sumatera Utara as biggest province in Sumatra island, having various excellence in the case of supporter facilities and basic facilities export other regional disbanding. With various the excellences many company having factory in area but having its office Center in Sumatera Utara. As a result by dozens productive company outside Sumatera Utara but conducting management of its exporting realization and document through port load Sumatera. Value export to through port load Sumatera Utara year 2003 valuable 2,69 billion US\$, and value export is same Sumatera Utara goods province in the year for the price of 2,49 billion US\$. Matter this means value export Sumatera Utara goods province equal to 92,61 percentage of totalising exporting through port load North Sumatra. Other Province which export goods through port load in Sumatera is Riau Province having role 4,09 percentage of totalising exporting through port load Sumatera Utara.

Ekspor Menurut Pelabuhan

Pada tahun 2003, ekspor melalui pelabuhan besar seperti Belawan, mengalami penurunan -8,91 persen. Demikian pula halnya dengan ekspor melalui Polonia, Sibolga, Tanjung Balai Asahan, dan Tanjung Pura, yang masing-masing mengalami penurunan sebesar -28,07 persen, -20,00 persen, -18,53 persen, -56,83 persen. Sebaliknya, ekspor melalui Kuala Tanjung mengalami peningkatan sebesar 8,13 persen.

Sebagian besar ekspor Sumatera Utara tahun 2003 masih dikirim melalui Belawan (82,49 persen). Selebihnya dikirim melalui Kuala Tanjung (15,45 persen), Polonia (0,45 persen), Sibolga (0,48 persen), Tanjung Balai Asahan (1,08 persen), dan Pulau Tello (0,05 persen).

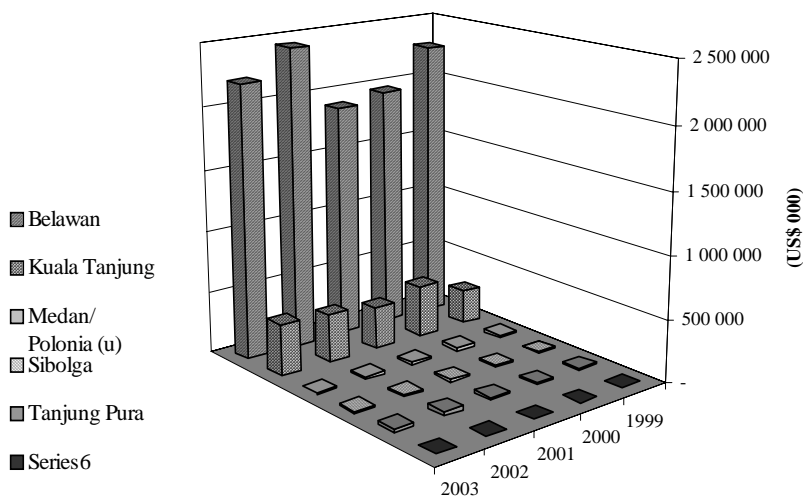
Export By Port

In 2003, export via huge port like Belawan, natural of degradation - 8,91 percent. The same thing happened to export via Polonia, Sibolga, Tanjung Balai Asahan and Tanjung Pura which decreased -28,07 percent, -20,00 percent, -18,53 percent, -56,83 percent. In reverse, export via Kuala Tanjung increased 8,13.

The largest part of export of Sumatera Utara in 2003 still loaded via Belawan (82,49 percent). The rest loaded via Kuala Tanjung (15,45 percent), Polonia (0,45 percent), Sibolga (0,48 percent), Tanjung Balai Asahan (1,08 percent), and Pulau Tello (0,05 percent).

Gambar 6. Ekspor Sumatera Utara menurut Pelabuhan Utama

Figure 6. Exports of Sumatera Utara by Main Port



Impor Menurut Kelompok Barang Ekonomi

Pada tahun 2003, Impor Sumatera Utara mengalami pertumbuhan negatif. Impor Barang Modal (-48,35 persen), Barang Konsumsi (-20,16 persen), sedangkan Bahan Baku Penolong (naik 9,18 persen).

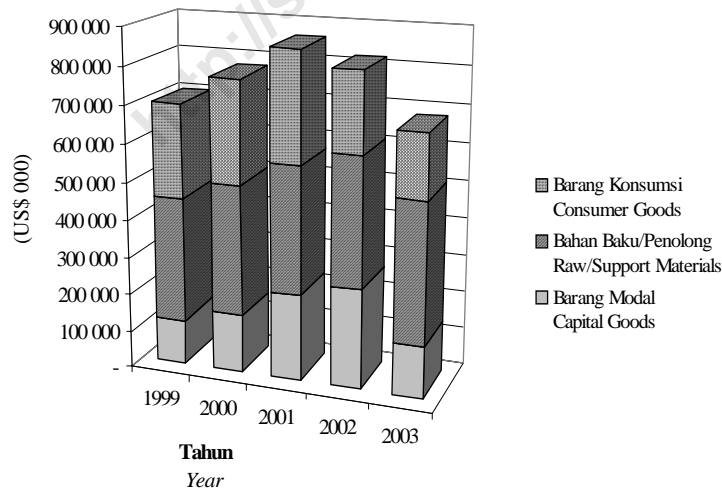
Porsi terbesar impor Sumatera Utara tahun 2003 adalah impor Bahan Baku Penolong 54,97 persen. Impor Barang Konsumsi 24,89 persen, dan Barang Modal 20,14 persen.

Import By Economic Goods Group

In 2003, Import of Sumatera Utara suffered negative growth. Import of Capital Goods (-48,35 percent), and import Consumer Goods (-20,16 percent), while import Raw Material and Auxiliary Goods (9,18 percent).

The biggest portion of import of Sumatera Utara in 2003 was import of Raw Material and auxiliary goods 54,97 percent. Import of Consumption Goods still had 24,89 percent big portion. The rest was import of Capital Goods that took 20,14 percent of import total.

Gambar 7. Impor Sumatera Utara menurut Kelompok Barang Ekonomi
Figure 7. Imports of Sumatera Utara by Economic Good Group



Impor Menurut Benua Asal

Pada tahun 2003, impor dari negara asal mengalami pertumbuhan negatif. Impor dari ASEAN memiliki pertumbuhan negatif terbesar yaitu -53,84 persen.

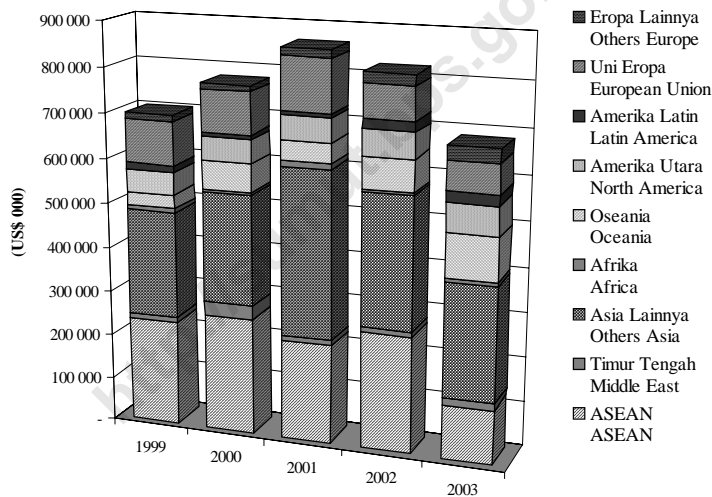
Import By Continent Of Origin

In 2003, import continent of origin suffered negative growth. Import from ASEAN had the most -53,84 percent negative growth. Import from other continents, which also

Impor dari benua lainnya yang juga mengalami pertumbuhan negatif adalah, Asia Lainnya (-13,81 persen), Uni Eropa (-12,07 persen), sedangkan impor dari negara asal yang mengalami pertumbuhan positif adalah Timur Tengah (57,22 persen), Afrika (38,17 persen), Oseania (37,44 persen), Eropa Lainnya (34,35 persen), dan Amerika Latin (10,02 persen).

suffered negative growth were, Others Asia (-13,81 percent), European Union (-12,07 percent), while import to other continent of origin that suffered positive growth were import from Middle East (57,22 percent), Africa (38,17 percent), Oceania (37,44 percent), Others Europe (34,35 percent), and Latin America (10,02 percent).

Gambar 8. Impor Sumatera Utara menurut Benua Asal
Figure 8. Imports of Sumatera Utara by Continent of Origin



Sebanyak 37,41 persen impor Sumatera Utara tahun 2003 berasal dari negara Asia Lainnya, dan impor dari negara-negara ASEAN sebesar 17,83 persen. Selebihnya, berasal dari Oseania (14,28 persen), Uni Eropa (9,49 persen), Amerika Utara (9,39 persen), Eropa lainnya (4,43 persen), Amerika Latin (3,60 persen), Timur Tengah (2,40 persen), dan Afrika yang paling kecil (1,15 persen).

For the amount of 37,41 percent import of Sumatera Utara in 2003 came from countries of Others Asia, and almost the same as import from other ASEAN countries which took 17,83 percent portion. The rest, came from Oceania (14,28 percent), European Union (9,49 percent), North America (9,39 percent), other Europe (4,43 percent), Latin America (3,60 percent), Middle East (2,40 percent), and Africa (1,15 percent and the smallest.

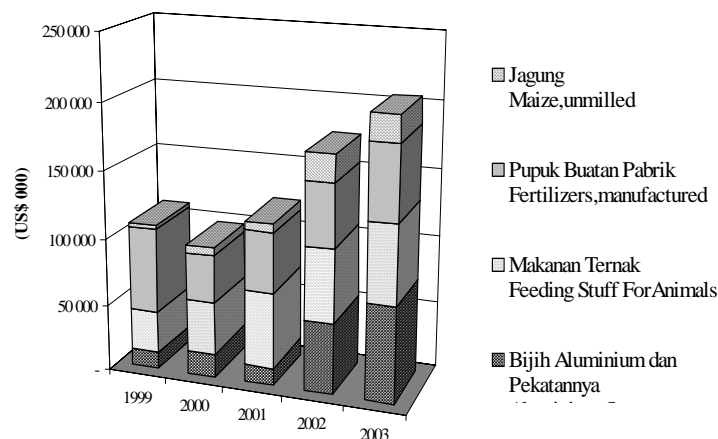
Impor Menurut Komoditi Utama

Hampir semua komoditi utama impor Sumatera Utara mengalami peningkatan pada tahun 2003 antara lain Biji dan Buah Mengandung Minyak, Berkulit Lunak (SITC 222, naik 388,10 persen), Aluminium (SITC 684, naik 130,17 persen), Garam Logam dan Periksoda dari Asam Anorganik (SITC 523, naik 35,58 persen), Biji Aluminium dan Pekatannya (SITC 285, naik 34,56 persen), Pupuk Buatan Pabrik (SITC 562, naik 17,76 persen), Mesin Lainnya Untuk Industri Tertentu (SITC 728, naik 15,23 persen), Makanan Ternak (SITC 081, naik 8,40 persen), dan Bahan Kimia Lainnya (SITC 598, naik 5,21 persen), sedangkan komoditi yang mengalami penurunan antara lain adalah Sisa Hasil Minyak Bumi (SITC 335, turun -4,51 persen), dan Jagung (SITC 044, turun -2,94 persen).

Import By Main Commodity

Almost all main commodities of import of Sumatera Utara had positive growth in 2003 that were Oil Seeds Use For Extraction Of Soft Fixed Vegetable oils (SITC 222, grew 388,10 percent), Aluminium (SITC 684 grew 130,17 percent), Metallic Salts And Peroxysalts (SITC 523, grew 35,58 percent), Aluminium Ores And Concentrates (SITC 285, Grew 34,56 percent), Fertilizers, manufactured (SITC 562, grew 17,76 percent), Other Machine And Equipment Specialized For Particular Industry (SITC 728, grew 15,23 percent), Feeding Stuff For Animals (SITC 081, grew 8,40 percent), and Miscellaneous Chemical Products, n.e.s (SITC 598, grew 5,21 percent), while the commodities that had negative growth were Residual Petroleum Products, n.e.s And Materials (SITC 335, decrease -4,51 percent), and Maize, unmilled (SITC 044, decrease -2,94 percent).

Gambar 9. Impor Sumatera Utara menurut Komoditi Utama
 Figure 9. Imports of Sumatera Utara by Main Commodity



Sebanyak 10,44 persen impor Sumatera Utara tahun 2003 merupakan impor Bijih Aluminium dan Pekatannya (SITC 285), 8,66 persen merupakan impor Makanan Ternak (SITC 081), 8,14 persen impor Pupuk Buatan Pabrik (SITC 562), selebihnya masing-masing hanya mengambil porsi kurang dari 5 persen.

For the amount of 10,44 percent of import of Sumatera Utara in 2003 was import of Aluminium Ores And Concentrates (SITC 285), 8,66 percent was import Feeding Stuff For Animals (SITC 081), 8,14 percent was import of Fertilizers, manufactured (SITC 562, percent), the rest took each less than 5 percent only.

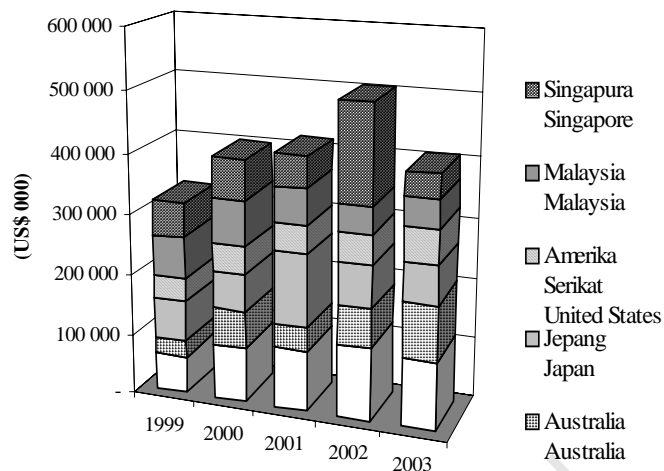
Impor Menurut Negara Asal Utama

Import By Main Country Of Origin

Sebagian besar negara asal utama impor Sumatera Utara tahun 2003 mengalami penurunan impor antara lain adalah Singapura (-75,36 persen), India (-46,13 persen), Thailand (-30,84 persen), Jepang (turun -8,17 persen), dan Cina (-6,72 persen), sedangkan negara asal yang mengalami peningkatan impor adalah Australia (39,62 persen), Amerika Serikat (16,68 persen), Korea Selatan (8,97 persen), Jerman (7,59 persen), dan Malaysia (5,18 persen).

Like import by main commodity, most main country of origin of import of Sumatera Utara in 2003 also had negative import growth, such as Singapore (-75,36 percent), India (-46,13 percent), Thailand (-30,84 percent), Japan (-8,17 percent), and China (-6,72 percent), while one of the main country of origin that had positive import growth was Australia (39,62 percent), United States (16,68 percent), Korea, South (8,97 percent), Germany (7,59 percent) and Malaysia (5,18 percent).

Gambar 10. Impor Sumatera Utara menurut Negara Asal Utama
Figure 10. Imports of Sumatera Utara by Main Country of Origin



Sebanyak 16,48 persen impor Sumatera Utara tahun 2003 adalah impor dari Cina. Sisanya, yang memiliki porsi di atas 5 persen, adalah impor dari Australia (13,28 persen), Jepang (9,27 persen), Amerika Serikat (8,26 persen), Malaysia (6,75 persen), dan Singapura (5,83 persen). Impor dari negara-negara lainnya kurang dari 5 persen.

For the amount of 16,48 percent of import of Sumatera Utara in 2003 was import from China. The rest, which had more than 5 percent portion, were import from Australia (13,28 percent), Japan (9,27 percent), United States (8,26 percent), Malaysia (6,75 percent), and Singapore (5,83 percent). Import from other country of origin had less than 5 percent share only.

Impor Menurut Pelabuhan

Sama halnya dengan ekspor, impor Sumatera Utara tahun 2003, melalui pelabuhan besar seperti Belawan, mengalami penurunan -6,00 persen. Demikian pula halnya dengan impor melalui Polonia Medan, Sibolga, Tanjung Balai Asahan, dan Tanjung Pura masing-masing mengalami penurunan sebesar -32,01 persen, -97,56 persen, -2,46 persen, dan -30,40 persen. Sebaliknya, impor

Import By Port

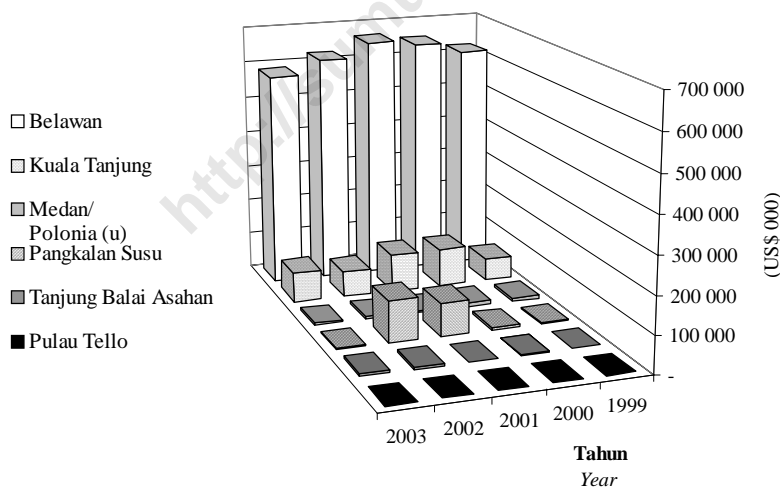
The same as with export, import of Sumatera Utara in 2003, via huge port like Belawan, decreased -6,00 percent. Same thing happened to import via Kuala Tanjung, Sibolga, Tanjung Balai Asahan, dan Tanjung Pura each experiencing of decreased -32,01 percent, -97,56 percent, -2,46 percent, and -30,40. In the opposite, import via Kuala Tanjung increased 17,28 percent.

melalui Kuala Tanjung mengalami peningkatan sebesar 17,28 persen.

Sebagian besar impor Sumatera Utara tahun 2003 masih dibongkar di Belawan (85,91 persen). Selebihnya dibongkar di Kuala Tanjung (13,03 persen), Polonia (0,67 persen), Sibolga (0,00 persen), Tanjung Balai Asahan (0,93 persen), dan Pulau Tello (0,00 persen).

Most import of Sumatera Utara in 2003 still unloaded in Belawan (85,91 percent). The remainder unloaded in Kuala Tanjung (13,03 percent), Polonia (0,67 percent), Sibolga (0,00 percent), Tanjung Balai Asahan (0,93 percent), and Pulau Tello (0,00 percent).

Gambar 11. Impor Sumatera Utara menurut Pelabuhan Utama
Figure 11. Imports of Sumatera Utara by Main Port



Tabel 1. Perdagangan Luar Negeri Sumatera Utara, 1999-2003
 Table 1. Foreign Trade Of Sumatera Utara, 1999-2003

Tahun Year	Ekspor / Exports		Impor / Imports		Neraca Balances (000 US\$)
	Berat Bersih Net Weight (Ton)	Nilai FOB FOB Value (000 US\$)	Berat Bersih Net Weight (Ton)	Nilai CIF CIF Value (000 US\$)	
(1)	(2)	(3)	(4)	(5)	(6)
1999	5,150,993	2,606,216	2,601,042	699,577	1,906,639
2000	5,166,654	2,437,764	2,620,166	775,287	1,662,477
2001	5,492,341	2,294,796	2,830,242	860,758	1,434,038
2002	6,622,573	2,891,996	2,684,055	819,298	2,072,698
2003	5,490,113	2,687,877	2,343,112	679,810	2,008,066
Januari/January					193,009
Februari/February					166,407
Maret/March					201,369
April/April					167,712
Mei/May					156,008
Juni/June					160,139
Juli/July					180,684
Agustus/August					89,888
September/September					104,329
Oktober/October					122,751
November/November					271,698
Desember/December					194,073

Sumber : BPS Propinsi Sumatera Utara

Source : BPS - Statistics of Sumatera Utara Province

Tabel 2. Ekspor Sumatera Utara Menurut Sektor, 1999-2003
 Table 2. Export Of Sumatera Utara By Sector, 1999-2003

Tahun Year	Berat Bersih / Net Weight (Ton)					
	Minyak dan Gas Bumi Natural Oil and Gas	Pertanian Agriculture	Pertambangan & Penggalian Mining & Quarrying	Industri Industry	Lainnya Others	Jumlah Total
(1)	(2)	(3)	(4)	(5)	(6)	(7)
1999	1	981,148	79,992	4,089,742	110	5,150,993
2000	-	824,352	41,624	4,300,556	123	5,166,655
2001	-	1,035,361	35,147	4,421,739	92	5,492,339
2002	-	885,245	388,597	5,348,684	46	6,622,572
2003	-	838,057	472,635	4,179,345	75	5,490,113
Januari/ January						458,123
Februari/ February						436,465
Maret/ March						492,435
April/ April						381,838
Mei/ May						430,741
Juni/ June						479,101
Juli/ July						482,109
Agustus/ August						462,657
September/ September						309,973
Oktober/ October						488,977
November/ November						681,418
Desember/ December						386,275

Sumber : BPS Propinsi Sumatera Utara
 Source : BPS - Statistics of Sumatera Utara Province

Tabel 2. Lanjutan
Table Continued

Tahun Year	Nilai FOB / FOB Value (000 US\$)					
	Minyak dan Gas Bumi <i>Natural Oil and Gas</i>	Pertanian <i>Agriculture</i>	Pertambanga n & Penggalian <i>Mining & Quarrying</i>	Industri <i>Industry</i>	Lainnya <i>Others</i>	Jumlah <i>Total</i>
(1)	(8)	(9)	(10)	(11)	(12)	(13)
1999	2	625,157	2,480	1,978,413	164	2,606,216
2000	-	551,295	16,559	1,869,809	101	2,437,764
2001	-	665,936	10,632	1,618,118	110	2,294,796
2002	-	600,529	19,445	2,271,999	22	2,891,996
2003	-	686,911	13,717	1,987,208	41	2,687,877
Januari/ <i>January</i>						254,804
Februari/ <i>February</i>						221,630
Maret/ <i>March</i>						261,757
April/ <i>April</i>						212,166
Mei/ <i>May</i>						217,183
Juni/ <i>June</i>						218,035
Juli/ <i>July</i>						253,261
Agustus/ <i>August</i>						149,918
September/ <i>September</i>						154,570
Oktober/ <i>October</i>						196,256
November/ <i>November</i>						309,846
Desember/ <i>December</i>						238,451

Sumber : BPS Propinsi Sumatera Utara
Source : BPS - Statistics of Sumatera Utara Province

Tabel 3. Ekspor Sumatera Utara Menurut Kelompok Barang Ekonomi, 1999-2003
 Table 3. Exports Of Sumatera Utara By Economic Goods Group, 1999-2003

Tahun Year	Berat Bersih / Net Weight (Ton)			
	Barang Modal Capital Goods	Bahan Baku/Penolong Raw/Support Materials	Barang Konsumsi Consumer Goods	Jumlah Total
(1)	(2)	(3)	(4)	(5)
1999	12,692	3,525,248	1,613,053	5,150,993
2000	13,321	3,581,386	1,571,948	5,166,654
2001	13,835	3,866,597	1,611,907	5,492,340
2002	20,411	5,003,539	1,598,623	6,622,573
2003	15,852	4,191,866	1,282,394	5,490,113
Januari/ January	1,550	341,519	115,056	458,124
Februari/ February	721	298,226	137,516	436,464
Maret/ March	1,227	382,261	108,947	492,435
April/ April	894	289,827	91,117	381,838
Mei/ May	428	350,039	80,274	430,741
Juni/ June	553	355,344	123,204	479,101
Juli/ July	1,087	381,105	99,917	482,109
Agustus/ August	3,921	372,132	86,604	462,657
September/ September	1,698	231,524	76,752	309,974
Oktober/ October	858	389,091	99,027	488,977
November/ November	1,308	475,341	204,769	681,418
Desember/ December	1,607	325,457	59,211	386,275

Sumber : BPS Propinsi Sumatera Utara
 Source : BPS - Statistics of Sumatera Utara Province

Tabel 3. Lanjutan
Table 3. Continued

Tahun Year	Nilai FOB / FOB Value (000 US\$)			
	Barang Modal Capital Goods	Bahan Baku/Penolong Raw/Support Materials	Barang Konsumsi Consumer Goods	Jumlah Total
(1)	(6)	(7)	(8)	(9)
1999	32,382	1,585,427	988,407	2,606,216
2000	30,411	1,374,406	1,032,948	2,437,764
2001	23,954	1,242,004	1,028,837	2,294,796
2002	36,473	1,853,790	1,001,733	2,891,996
2003	29,191	1,784,490	874,194	2,687,877
Januari/ January	2,873	166,971	84,961	254,805
Februari/ February	1,751	143,657	76,223	221,630
Maret/ March	1,720	184,035	76,001	261,757
April/ April	1,560	140,691	69,915	212,166
Mei/ May	698	158,165	58,320	217,183
Juni/ June	1,378	153,168	63,490	218,036
Juli/ July	3,034	156,006	94,220	253,260
Agustus/ August	5,680	91,592	52,646	149,919
September/ September	2,694	88,706	63,169	154,569
Oktober/ October	2,105	115,074	79,077	196,256
November/ November	3,426	214,070	92,350	309,846
Desember/ December	2,272	172,355	63,822	238,450

Sumber : BPS Propinsi Sumatera Utara
Source : BPS - Statistics of Sumatera Utara Province

Tabel 4. Ekspor Sumatera Utara Menurut Komoditi SITC 1 Dijiit, 1999-2003
 Table 4. Exports Of Sumatera Utara By 1 Digit SITC Commodity, 1999-2003

Tahun Year	Berat Bersih / Net Weight (Ton)			
	Bahan Makanan dan Binatang Hidup <i>Food and Live Animals</i>	Minuman dan Tembakau <i>Beverages and Tobacco</i>	Bahan Baku <i>Raw Materials; inedible</i>	Bahan Bakar, dan sebagainya <i>Mineral Fuels, Lubricants, etc</i>
(1)	(2)	(3)	(4)	(5)
1999	1,183,018	19,403	663,629	62,926
2000	1,026,958	16,332	649,421	14,883
2001	1,180,917	17,798	781,129	2,158
2002	1,156,873	13,667	778,257	303,755
2003	908,353	14,260	828,781	400,916
Januari/ January	84,377	1,139	64,771	-
Februari/ February	105,941	1,790	58,588	5,526
Maret/ March	78,903	515	65,994	-
April/ April	57,666	386	55,528	-
Mei/ May	55,867	54	49,696	-
Juni/ June	96,144	631	50,025	-
Juli/ July	56,417	4,013	84,023	64,450
Agustus/ August	63,584	1,736	34,282	196,057
September/ September	50,163	87	112,917	4
Oktober/ October	65,046	2,563	99,817	134,874
November/ November	161,358	652	78,566	-
Desember/ December	32,887	694	74,574	5

Sumber : BPS Propinsi Sumatera Utara

Source : BPS - Statistics of Sumatera Utara Province

Tabel 4. Lanjutan
Table 4. Continued

Tahun Year	Berat Bersih / Net Weight (Ton)			
	Minyak/Lemak Nabati dan Hewani <i>Animal and Vegetable Oils/Fats</i>	Bahan Kimia <i>Chemicals</i>	Barang Hasil Industri <i>Manufactured Goods</i>	Mesin dan Alat Pengangkutan <i>Machinery and Transportation Equipments</i>
(1)	(6)	(7)	(8)	(9)
1999	2,280,698	155,821	629,646	6,125
2000	2,401,354	168,190	791,459	7,216
2001	2,545,859	185,742	681,863	6,323
2002	3,473,367	66,176	725,222	16,405
2003	2,572,190	51,697	625,335	9,237
Januari/ January	242,062	1,473	55,044	1,210
Februari/ February	200,086	2,183	53,866	481
Maret/ March	286,059	3,619	50,457	786
April/ April	205,980	4,221	50,548	562
Mei/ May	289,288	3,466	28,400	343
Juni/ June	264,606	14,431	47,487	423
Juli/ July	200,080	3,813	58,628	549
Agustus/ August	116,931	2,168	42,536	825
September/ September	86,241	2,901	50,589	1,441
Oktober/ October	112,247	1,587	67,332	471
November/ November	344,029	7,485	79,716	833
Desember/ December	224,581	4,350	40,732	1,313

Sumber : BPS Propinsi Sumatera Utara

Source : BPS - Statistics of Sumatera Utara Province

Tabel 4. Lanjutan
Table 4. Continued

Tahun Year	Berat Bersih / <i>Net Weight</i> (Ton)		
	Hasil Industri Lainnya <i>Miscellaneous Manufactured Goods</i>	Barang dan Transaksi Khusus lainnya <i>Special Transaction and Commodities</i>	Jumlah <i>Total</i>
(1)	(10)	(11)	(12)
1999	93,806	55,923	5,150,993
2000	90,745	95	5,166,654
2001	90,517	34	5,492,340
2002	88,354	497	6,622,573
2003	78,812	531	5,490,113
Januari/ <i>January</i>	7,945	104	458,124
Februari/ <i>February</i>	8,001	1	436,464
Maret/ <i>March</i>	6,073	29	492,435
April/ <i>April</i>	6,857	90	381,838
Mei/ <i>May</i>	3,501	126	430,741
Juni/ <i>June</i>	5,325	28	479,101
Juli/ <i>July</i>	10,133	2	482,109
Agustus/ <i>August</i>	4,519	18	462,657
September/ <i>September</i>	5,629	2	309,974
Oktober/ <i>October</i>	4,979	62	488,977
November/ <i>November</i>	8,712	68	681,418
Desember/ <i>December</i>	7,138	1	386,275

Sumber : BPS Propinsi Sumatera Utara
Source : BPS - Statistics of Sumatera Utara Province

Tabel 4. Lanjutan
Table 4. Continued

Tahun Year	Nilai FOB / FOB Value (000 US\$)			
	Bahan Makanan dan Binatang Hidup <i>Food and Live Animals</i>	Minuman dan Tembakau <i>Beverages and Tobacco</i>	Bahan Baku <i>Raw Materials; inedible</i>	Bahan Bakar, dan sebagainya <i>Mineral Fuels, Lubricants, etc</i>
(1)	(2)	(3)	(4)	(5)
1999	519,633	58,989	362,863	1,496
2000	453,736	39,480	386,023	7,813
2001	616,086	62,937	394,161	234
2002	470,628	47,814	440,479	7,347
2003	408,728	41,907	564,487	9,445
Januari/ January	44,103	5,227	50,940	-
Februari/ February	33,453	5,597	42,974	83
Maret/ March	39,090	2,982	50,081	-
April/ April	30,204	1,204	43,074	-
Mei/ May	29,888	186	38,399	-
Juni/ June	27,760	1,994	37,014	-
Juli/ July	41,631	6,883	57,747	1,544
Agustus/ August	23,825	5,252	25,933	4,880
September/ September	29,738	242	38,379	-
Oktober/ October	33,059	8,031	54,829	2,937
November/ November	43,466	2,181	63,131	-
Desember/ December	32,511	2,128	61,986	1

Sumber : BPS Propinsi Sumatera Utara

Source : BPS - Statistics of Sumatera Utara Province

Tabel 4. Lanjutan
Table 4. Continued

Tahun Year	Nilai FOB / FOB Value (000 US\$)			
	Minyak/Lemak Nabati dan Hewani <i>Animal and Vegetable Oils/Fats</i>	Bahan Kimia <i>Chemicals</i>	Barang Hasil Industri <i>Manufactured Goods</i>	Mesin dan Alat Pengkangkutan <i>Machinery and Transportation Equipments</i>
(1)	(6)	(7)	(8)	(9)
1999	932,536	98,771	405,946	23,495
2000	730,101	92,359	556,053	19,742
2001	586,659	96,041	348,708	12,622
2002	1,165,144	80,009	480,585	28,541
2003	1,011,476	63,891	428,451	16,499
Januari/ January	96,547	4,305	35,811	1,844
Februari/ February	83,188	4,867	35,471	1,129
Maret/ March	117,448	5,317	34,960	1,011
April/ April	81,261	5,563	37,070	732
Mei/ May	112,482	2,782	25,388	540
Juni/ June	96,649	9,054	33,299	1,084
Juli/ July	78,374	6,596	42,291	1,666
Agustus/ August	45,465	4,206	31,590	1,119
September/ September	32,105	4,035	38,201	1,910
Oktober/ October	45,001	2,735	39,469	1,588
November/ November	128,856	9,083	45,409	2,341
Desember/ December	94,100	5,348	29,492	1,535

Sumber : BPS Propinsi Sumatera Utara

Source : BPS - Statistics of Sumatera Utara Province

Tabel 4. Lanjutan
Table 4. Continued

Tahun Year	Nilai FOB / FOB Value (000 US\$)		
	Hasil Industri Lainnya <i>Miscellaneous Manufactured Goods</i>	Barang dan Transaksi Khusus lainnya <i>Special Transaction and Commodities</i>	Jumlah <i>Total</i>
(1)	(10)	(11)	(12)
1999	162,404	40,083	2,606,216
2000	152,343	115	2,437,764
2001	177,299	48	2,294,796
2002	170,700	748	2,891,996
2003	142,398	591	2,687,877
Januari/ January	15,975	52	254,805
Februari/ February	14,869	1	221,630
Maret/ March	10,863	5	261,757
April/ April	12,909	148	212,166
Mei/ May	7,395	122	217,183
Juni/ June	11,162	19	218,036
Juli/ July	16,526	3	253,260
Agustus/ August	7,615	33	149,919
September/ September	9,952	8	154,569
Oktober/ October	8,512	93	196,256
November/ November	15,275	103	309,846
Desember/ December	11,345	4	238,450

Sumber : BPS Propinsi Sumatera Utara

Source : BPS - Statistics of Sumatera Utara Province

Tabel 5. Ekspor Sumatera Utara Menurut Benua Tujuan, 1999-2003
 Table 5. Export Of Sumatera Utara By Continent Of Destination, 1999-2003

Tahun Year	Berat Bersih / Net Weight (Ton)				
	ASEAN ASEAN	Timur Tengah Middle East	Asia Lainnya Others Asia	Afrika Africa	Oseania Oceania
(1)	(2)	(3)	(4)	(5)	(6)
1999	765,320	534,173	1,345,998	322,614	52,099
2000	872,611	325,891	1,604,650	380,079	45,776
2001	778,398	313,783	1,698,787	406,712	76,880
2002	877,576	350,879	2,528,786	442,419	30,189
2003	735,144	287,734	2,256,290	390,388	37,824
Januari/ January	80,115	28,180	146,311	32,746	3,181
Februari/ February	38,948	21,162	141,303	38,135	2,633
Maret/ March	59,799	14,795	209,372	25,306	3,022
April/ April	55,018	13,998	180,157	28,660	4,362
Mei/ May	32,359	6,012	270,574	26,291	2,731
Juni/ June	49,141	21,503	191,703	31,319	1,794
Juli/ July	49,612	50,519	214,538	23,031	2,600
Agustus/ August	86,166	16,139	175,213	20,405	2,448
September/ September	22,079	27,906	155,654	33,840	2,573
Oktober/ October	123,763	46,336	184,038	36,325	4,617
November/ November	65,818	25,562	253,116	57,522	4,535
Desember/ December	72,326	15,622	134,311	36,808	3,328

Sumber : BPS Propinsi Sumatera Utara
 Source : BPS - Statistics of Sumatera Utara Province

Tabel 5. Lanjutan
Table 5. Continued

Tahun Year	Berat Bersih / Net Weight (Ton)				
	Amerika Utara North America	Amerika Latin Latin America	Uni Eropa European Union	Eropa Lainnya Others Europe	Jumlah Total
(1)	(7)	(8)	(9)	(10)	(11)
1999	331,922	160,053	1,577,185	61,629	5,150,993
2000	241,094	188,623	1,428,873	79,056	5,166,654
2001	225,321	290,384	1,530,174	171,900	5,492,340
2002	320,977	81,036	1,880,465	110,246	6,622,573
2003	263,480	77,998	1,300,295	140,961	5,490,113
Januari/ January	38,461	6,566	107,702	14,862	458,124
Februari/ February	19,103	9,449	159,716	6,016	436,464
Maret/ March	32,745	5,263	123,337	18,797	492,435
April/ April	25,939	5,167	59,867	8,670	381,838
Mei/ May	10,926	4,133	63,055	14,659	430,741
Juni/ June	23,550	4,700	142,161	13,230	479,101
Juli/ July	30,100	11,456	85,977	14,277	482,109
Agustus/ August	14,335	5,278	138,289	4,384	462,657
September/ September	9,553	5,730	43,426	9,212	309,974
Oktober/ October	14,196	6,284	65,305	8,113	488,977
November/ November	24,651	6,806	228,953	14,455	681,418
Desember/ December	19,921	7,166	82,507	14,286	386,275

Sumber : BPS Propinsi Sumatera Utara
Source : BPS - Statistics of Sumatera Utara Province

Tabel 5. Lanjutan
Table 5. Continued

Tahun Year	Nilai FOB / FOB Value (000 US\$)				
	ASEAN ASEAN	Timur Tengah Middle East	Asia Lainnya Others Asia	Afrika Africa	Oseania Oceania
(1)	(2)	(3)	(4)	(5)	(6)
1999	457,901	228,000	680,684	111,554	32,919
2000	503,466	140,679	691,440	122,367	36,911
2001	409,287	141,231	587,950	109,144	61,552
2002	414,381	139,948	1,091,761	160,644	22,317
2003	347,015	132,248	1,044,422	164,056	33,392
Januari/ January	47,814	13,053	76,786	14,462	2,949
Februari/ February	27,023	10,265	78,687	15,541	2,571
Maret/ March	32,859	6,559	101,771	11,918	2,665
April/ April	29,943	7,322	88,491	12,635	3,017
Mei/ May	16,288	2,858	127,757	12,202	2,022
Juni/ June	24,800	8,644	89,650	12,620	1,532
Juli/ July	32,003	21,478	90,352	10,331	2,709
Agustus/ August	17,554	8,038	58,060	9,119	2,073
September/ September	12,968	10,013	65,972	13,367	2,507
Oktober/ October	31,422	24,206	63,703	14,456	3,546
November/ November	34,983	12,403	123,640	21,020	4,284
Desember/ December	39,358	7,409	79,553	16,385	3,517

Sumber : BPS Propinsi Sumatera Utara
Source : BPS - Statistics of Sumatera Utara Province

Tabel 5. Lanjutan
Table 5. Continued

Tahun Year	Nilai FOB / FOB Value (000 US\$)				
	Amerika Utara North America	Amerika Latin Latin America	Uni Eropa European Union	Eropa Lainnya Others Europe	Jumlah Total
(1)	(7)	(8)	(9)	(10)	(11)
1999	239,608	109,890	698,989	46,672	2,606,216
2000	199,881	123,281	569,161	50,579	2,437,764
2001	187,315	143,842	604,180	50,294	2,294,796
2002	326,339	53,552	625,234	57,819	2,891,996
2003	294,152	70,141	514,564	87,889	2,687,877
Januari/ January	36,212	5,921	48,986	8,624	254,805
Februari/ February	22,787	10,147	50,169	4,440	221,630
Maret/ March	33,533	4,394	57,662	10,396	261,757
April/ April	29,120	4,868	30,787	5,983	212,166
Mei/ May	14,467	3,766	29,984	7,840	217,183
Juni/ June	24,645	3,773	45,137	7,235	218,036
Juli/ July	32,777	8,285	46,228	9,097	253,260
Agustus/ August	15,094	4,291	32,004	3,685	149,919
September/ September	13,445	5,097	25,069	6,131	154,569
Oktober/ October	15,839	5,966	31,968	5,149	196,256
November/ November	29,569	6,526	67,921	9,501	309,846
Desember/ December	26,664	7,107	48,649	9,808	238,450

Sumber : BPS Propinsi Sumatera Utara
Source : BPS - Statistics of Sumatera Utara Province

Tabel 6. Ekspor Sumatera Utara Menurut Komoditi Utama 3 Digit SITC, 1999-2003
 Table 6. Export Of Sumatera Utara By Main Commodity Of SITC 3 Digit, 1999-2003

Tahun Year	Berat Bersih / Net Weight (Ton)			
	Lemak & Minyak Nabati Vegetable Fats & Oils	Getah Karet Alam Natural Rubber Latex	Barang-barang Alumunium Alumunium	Udang, Kerang dsj. Crustaceans Moluscs etc.
(1)	(2)	(3)	(4)	(5)
1999	2,112,536	533,760	63,806	17,883
2000	2,265,318	500,113	162,934	15,766
2001	2,401,562	570,145	16,719	26,163
2002	3,336,693	526,555	122,306	22,743
2003	2,469,693	526,809	106,067	22,103
Januari/ January	235,411	56,485	4,902	2,234
Februari/ February	194,283	42,447	8,309	1,641
Maret/ March	272,072	50,074	8,365	1,406
April/ April	200,708	43,106	9,800	1,411
Mei/ May	282,900	36,555	9,633	1,610
Juni/ June	255,375	37,971	9,681	1,633
Juli/ July	190,590	53,677	11,464	2,737
Agustus/ August	102,454	26,762	5,424	997
September/ September	80,039	35,952	9,305	2,177
Oktober/ October	107,373	37,342	14,747	1,799
November/ November	329,196	55,843	9,530	2,342
Desember/ December	219,292	50,595	4,907	2,116

Sumber : BPS Propinsi Sumatera Utara
 Source : BPS - Statistics of Sumatera Utara Province

Tabel 6. Lanjutan
Table 6. Continued

Tahun Year	Berat Bersih / Net Weight (Ton)			
	Kayu Lapis dsj. Veneers, Plywood	Kayu Olahan Manufactured Wood	Kopi Coffee	Minyak & Lemak Nabati & Hewani Olahan Processed Animal & Vegetable Oil & Fat
(1)	(6)	(7)	(8)	(9)
1999	261,959	175,521	59,648	148,850
2000	265,322	181,702	49,784	132,430
2001	321,391	178,886	58,061	133,911
2002	293,144	167,893	55,692	115,880
2003	259,658	127,968	41,440	89,647
Januari/ January	25,375	13,121	4,338	3,619
Februari/ February	27,898	10,191	3,623	5,476
Maret/ March	22,773	11,380	4,224	11,187
April/ April	19,389	12,914	2,956	5,257
Mei/ May	6,596	9,376	2,813	5,087
Juni/ June	20,936	8,719	2,995	9,228
Juli/ July	23,518	13,521	4,688	8,488
Agustus/ August	19,935	6,998	2,917	11,298
September/ September	25,449	8,499	2,600	6,201
Oktober/ October	16,469	8,847	2,829	4,135
November/ November	30,130	14,532	3,968	14,383
Desember/ December	21,190	9,870	3,489	5,288

Sumber : BPS Propinsi Sumatera Utara
Source : BPS - Statistics of Sumatera Utara Province

Tabel 6. Lanjutan
Table 6. Continued

Tahun Year	Berat Bersih / Net Weight (Ton)			
	Perlengkapan Garmen Bukan Tekstil <i>Articles Of Apparel & Clothing Of Non Textile Fabric</i>	Perabotan <i>Furniture</i>	Lainnya <i>Other</i>	Jumlah <i>Total</i>
(1)	(10)	(11)	(12)	(13)
1999	24,130	37,857	1,715,044	5,150,993
2000	23,762	40,245	1,529,279	5,166,654
2001	31,918	32,740	1,720,844	5,492,340
2002	29,021	37,440	1,915,205	6,622,573
2003	27,503	28,659	1,790,566	5,490,113
Januari/ January	2,849	3,430	106,360	458,124
Februari/ February	2,252	2,604	137,741	436,464
Maret/ March	2,329	2,645	105,982	492,435
April/ April	2,504	2,853	80,940	381,838
Mei/ May	1,112	1,953	73,105	430,741
Juni/ June	1,792	2,073	128,697	479,101
Juli/ July	3,454	2,771	167,200	482,109
Agustus/ August	1,676	1,288	282,909	462,657
September/ September	2,117	1,965	135,670	309,974
Oktober/ October	1,823	1,674	291,939	488,977
November/ November	3,220	2,524	215,750	681,418
Desember/ December	2,375	2,879	64,273	386,275

Sumber : BPS Propinsi Sumatera Utara
Source : BPS - Statistics of Sumatera Utara Province

Tabel 6. Lanjutan
Table 6. Continued

Tahun Year	Nilai FOB / FOB Value (000 US\$)			
	Lemak & Minyak Nabati <i>Vegetable Fats & Oils</i>	Getah Karet Alam <i>Natural Rubber Latex</i>	Barang-barang Alumunium <i>Alumunium</i>	Udang, Kerang dsj. <i>Crustaceans Moluscs etc.</i>
(1)	(14)	(15)	(16)	(17)
1999	834,837	314,985	73,213	135,163
2000	675,643	323,850	211,779	138,953
2001	547,738	306,520	6,050	169,156
2002	1,120,638	364,477	162,899	153,785
2003	973,270	472,233	148,638	125,718
Januari/ <i>January</i>	93,860	46,982	6,730	13,211
Februari/ <i>February</i>	80,668	37,038	11,286	7,852
Maret/ <i>March</i>	113,212	44,775	11,689	9,258
April/ <i>April</i>	79,101	39,009	13,470	8,502
Mei/ <i>May</i>	110,393	32,774	12,622	10,075
Juni/ <i>June</i>	93,629	32,824	13,308	8,759
Juli/ <i>July</i>	74,491	45,471	15,888	15,760
Agustus/ <i>August</i>	40,933	22,988	7,683	5,915
September/ <i>September</i>	29,654	30,915	13,779	11,810
Oktober/ <i>October</i>	41,811	33,688	20,799	10,189
November/ <i>November</i>	124,075	54,068	13,896	14,037
Desember/ <i>December</i>	91,443	51,701	7,488	10,350

Sumber : BPS Propinsi Sumatera Utara
Source : BPS - Statistics of Sumatera Utara Province

Tabel 6. Lanjutan
Table 6. Continued

Tahun Year	Nilai FOB / FOB Value (000 US\$)			
	Kayu Lapis dsj. Veneers, Plywood	Kayu Olahan Manufactured Wood	Kopi Coffee	Minyak & Lemak Nabati & Hewani Olahan Processed Animal & Vegetable Oil & Fat
(1)	(6)	(7)	(8)	(9)
1999	124,604	121,489	109,203	91,598
2000	136,349	120,344	87,783	53,599
2001	144,759	110,030	77,290	36,935
2002	138,919	104,048	83,653	37,940
2003	122,217	89,555	73,065	33,367
Januari/ January	13,126	9,064	7,871	1,644
Februari/ February	12,051	7,250	6,445	2,307
Maret/ March	10,212	7,848	7,658	3,178
April/ April	9,376	8,479	5,297	2,153
Mei/ May	4,036	6,292	5,248	1,730
Juni/ June	9,360	6,424	4,950	3,000
Juli/ July	11,237	8,858	8,150	3,562
Agustus/ August	10,127	5,485	5,463	3,685
September/ September	11,220	5,717	3,813	2,451
Oktober/ October	8,026	6,395	5,602	2,335
November/ November	13,132	10,552	6,518	4,666
Desember/ December	10,314	7,191	6,050	2,656

Sumber : BPS Propinsi Sumatera Utara
Source : BPS - Statistics of Sumatera Utara Province

Tabel 6. Lanjutan
Table 6. Continued

Tahun Year	Nilai FOB / FOB Value (000 US\$)			
	Perlengkapan Garmen Bukan Tekstil <i>Articles Of Apparel & Clothing Of Non Textile Fabric</i>	Perabotan <i>Furniture</i>	Lainnya <i>Other</i>	Jumlah <i>Total</i>
(1)	(10)	(11)	(12)	(13)
1999	54,052	45,956	701,116	2,606,216
2000	51,007	50,438	588,020	2,437,764
2001	62,352	40,919	793,047	2,294,796
2002	58,181	45,436	622,020	2,891,996
2003	58,386	36,073	555,353	2,687,877
Januari/ <i>January</i>	5,828	3,888	52,600	254,805
Februari/ <i>February</i>	4,567	3,244	48,922	221,630
Maret/ <i>March</i>	4,046	3,207	46,674	261,757
April/ <i>April</i>	5,353	3,128	38,298	212,166
Mei/ <i>May</i>	1,880	2,700	29,434	217,183
Juni/ <i>June</i>	3,883	2,711	39,188	218,036
Juli/ <i>July</i>	8,348	3,510	57,985	253,260
Agustus/ <i>August</i>	3,874	1,711	42,056	149,919
September/ <i>September</i>	4,489	2,869	37,851	154,569
Oktober/ <i>October</i>	4,011	2,333	61,067	196,256
November/ <i>November</i>	6,767	3,315	58,819	309,846
Desember/ <i>December</i>	5,340	3,457	42,459	238,450

Sumber : BPS Propinsi Sumatera Utara
Source : BPS - Statistics of Sumatera Utara Province

Tabel 7. Ekspor Sumatera Utara Menurut Negara Tujuan Utama, 1999-2003
 Table 7. Export Of Sumatera Utara By Main Country Of Destination, 1999-2003

Tahun Year	Berat Bersih / Net Weight (Ton)					
	Jepang Japan	India India	Amerika Serikat United States	Cina China	Belanda Netherlands	Malaysia Malaysia
(1)	(2)	(3)	(4)	(5)	(6)	(7)
1999	277,427	256,576	104,803	122,793	229,073	369,017
2000	243,063	361,026	79,688	131,525	291,639	348,293
2001	279,559	413,304	79,008	170,736	349,243	284,429
2002	515,421	870,356	288,321	287,815	1,243,152	334,781
2003	556,473	752,043	235,951	412,268	708,764	276,591
Januari/ January	23,275	49,259	35,500	7,131	47,060	45,252
Februari/ February	22,845	71,925	16,975	4,036	121,601	22,100
Maret/ March	25,630	82,811	30,742	50,954	48,496	26,494
April/ April	23,717	96,578	23,424	27,430	31,582	28,089
Mei/ May	25,057	143,914	9,756	57,742	33,856	17,319
Juni/ June	29,371	92,920	22,356	30,974	94,074	28,210
Juli/ July	96,255	32,552	24,238	36,088	56,182	20,406
Agustus/ August	81,040	14,229	13,108	44,024	35,122	6,763
September/ September	83,640	19,061	7,686	29,116	18,374	15,229
Oktober/ October	95,009	10,786	12,161	26,220	29,551	29,226
November/ November	32,191	85,535	22,307	60,503	159,855	16,861
Desember/ December	18,441	52,472	17,698	38,051	33,013	20,640

Sumber : BPS Propinsi Sumatera Utara
 Source : BPS - Statistics of Sumatera Utara Province

Tabel 7. Lanjutan
Table 7. Continued

Tahun Year	Berat Bersih / Net Weight (Ton)					
	Singapura Singapore	Jerman Germany	Belgia Belgium	Korea Selatan Korea south	Lainnya Other	Jumlah Total
(1)	(8)	(9)	(10)	(11)	(12)	(13)
1999	263,413	589,073	47,064	160,949	2,730,805	5,150,993
2000	389,671	411,044	78,038	159,328	2,673,341	5,166,654
2001	353,203	452,097	57,214	140,290	2,913,257	5,492,340
2002	403,603	163,237	69,224	259,277	2,187,386	6,622,573
2003	247,966	129,592	66,285	194,025	1,910,154	5,490,112
Januari/ January	27,900	10,208	10,121	18,264	184,155	458,124
Februari/ February	12,175	8,657	5,147	14,127	136,877	436,464
Maret/ March	29,568	17,630	5,290	22,996	151,823	492,435
April/ April	24,080	3,894	4,670	15,982	102,392	381,838
Mei/ May	13,491	5,102	4,482	7,434	112,588	430,741
Juni/ June	11,483	13,271	4,952	11,808	139,682	479,101
Juli/ July	21,845	9,513	5,666	17,060	162,302	482,109
Agustus/ August	5,090	8,833	2,371	22,429	229,648	462,657
September/ September	2,839	5,070	6,319	9,452	113,189	309,974
Oktober/ October	12,674	10,841	3,886	22,820	235,803	488,977
November/ November	43,594	21,996	5,239	22,974	210,363	681,418
Desember/ December	43,227	14,577	8,142	8,680	131,334	386,275

Sumber : BPS Propinsi Sumatera Utara
Source : BPS - Statistics of Sumatera Utara Province

Tabel 7. Lanjutan
Table 7. Continued

Tahun Year	Nilai FOB / FOB Value (000 US\$)					
	Jepang Japan	India India	Amerika Serikat United States	Cina China	Belanda Netherlands	Malaysia Malaysia
(1)	(2)	(3)	(4)	(5)	(6)	(7)
1999	51,941	124,018	61,927	67,871	126,754	208,356
2000	43,559	113,348	56,286	59,035	118,120	178,627
2001	38,561	109,575	63,861	59,266	150,508	153,425
2002	390,217	302,360	303,006	106,293	267,071	157,424
2003	366,735	294,359	270,926	181,587	172,939	136,107
Januari/ January	27,469	20,201	33,672	3,278	11,248	22,751
Februari/ February	27,353	30,700	20,901	2,096	22,803	9,781
Maret/ March	28,568	32,475	31,694	22,271	14,163	13,107
April/ April	27,596	37,022	26,903	11,341	7,505	14,293
Mei/ May	30,141	56,068	13,349	22,944	9,139	8,052
Juni/ June	28,995	34,237	23,666	12,009	17,851	11,364
Juli/ July	42,144	12,038	29,413	17,473	21,198	11,020
Agustus/ August	23,874	5,354	14,070	19,995	7,460	4,790
September/ September	32,468	7,506	11,890	12,699	3,605	7,561
Oktober/ October	32,589	4,293	14,204	11,792	8,688	8,962
November/ November	40,055	32,257	27,208	27,807	33,947	10,404
Desember/ December	25,484	22,210	23,957	17,880	15,332	14,022

Sumber : BPS Propinsi Sumatera Utara
Source : BPS - Statistics of Sumatera Utara Province

Tabel 7. Lanjutan
Table 7. Continued

Tahun Year	Nilai FOB / FOB Value (000 US\$)					
	Singapura Singapore	Jerman Germany	Belgia Belgium	Korea Selatan Korea south	Lainnya Other	Jumlah Total
(1)	(8)	(9)	(10)	(11)	(12)	(13)
1999	170,496	122,253	40,868	93,895	1,537,836	2,606,216
2000	255,715	88,118	47,460	95,712	1,381,784	2,437,764
2001	150,153	111,169	38,753	55,435	1,364,091	2,294,796
2002	184,725	87,630	51,419	69,521	972,331	2,891,996
2003	134,358	70,211	60,416	60,269	939,969	2,687,876
Januari/ January	15,732	6,994	8,381	4,842	100,235	254,805
Februari/ February	8,886	4,713	4,427	4,253	85,718	221,630
Maret/ March	15,946	9,894	5,019	6,272	82,348	261,757
April/ April	13,171	2,841	5,063	4,856	61,575	212,166
Mei/ May	7,058	3,162	4,223	4,081	58,965	217,183
Juni/ June	7,435	6,840	4,140	3,093	68,406	218,036
Juli/ July	11,841	6,541	4,941	4,530	92,121	253,260
Agustus/ August	3,940	5,368	2,238	3,232	59,597	149,919
September/ September	2,874	4,150	5,251	8,087	58,478	154,569
Oktober/ October	8,830	4,660	4,014	5,130	93,093	196,256
November/ November	18,541	6,941	5,859	6,056	100,771	309,846
Desember/ December	20,103	8,107	6,858	5,834	78,662	238,450

Sumber : BPS Propinsi Sumatera Utara
Source : BPS - Statistics of Sumatera Utara Province

Tabel 8. Ekspor Sumatera Utara Menurut Pelabuhan Utama, 1999-2003
 Table 8. Export Of Sumatera Utara By Main Port, 1999-2003

Tahun Year	Berat Bersih / Net Weight (Ton)					
	Belawan	Kuala Tanjung	Medan/ Polonia (u)	Sibolga	Tanjung Balai Asahan	Tanjung Pura
(1)	(2)	(3)	(4)	(5)	(6)	(7)
1999	4,441,307	510,878	5,819	26,543	83,806	7,554
2000	4,149,045	818,578	16,763	45,850	86,098	709
2001	4,467,863	840,667	3,696	51,136	117,389	106
2002	5,581,484	819,551	8,412	35,092	105,458	646
2003	4,440,829	809,557	8,543	95,185	134,711	119
Januari/ January	403,414	46,896	2,671	885	4,258	-
Februari/ February	347,886	74,215	326	10,260	2,916	6
Maret/ March	398,935	86,366	230	691	6,195	-
April/ April	324,447	47,451	247	5,477	4,202	3
Mei/ May	367,192	57,883	277	1,207	4,157	25
Juni/ June	420,759	51,621	81	2,201	4,439	-
Juli/ July	334,170	76,624	82	66,277	4,875	61
Agustus/ August	376,863	80,261	149	-	5,380	-
September/ September	229,168	69,418	1,982	2,905	6,284	0
Oktober/ October	325,775	77,584	319	9	85,275	-
November/ November	596,337	78,944	240	2,791	3,107	-
Desember/ December	315,883	62,294	1,939	2,482	3,623	24

Sumber : BPS Propinsi Sumatera Utara
 Source : BPS - Statistics of Sumatera Utara Province

Tabel 8. Lanjutan
Table 8. Continued

Tahun Year	Berat Bersih / Net Weight (Ton)					Jumlah Total
	Pangkalan Susu	Leidong	Labuhan Bilik	Pulau Tello	Lainnya Other	
(1)	(8)	(9)	(10)	(11)	(12)	(13)
1999	3,500	-	2	1,251	70,334	5,150,993
2000	1,972	46,202	1,346	58	31	5,166,654
2001	1	-	2,466	115	8,901	5,492,340
2002	-	-	32	583	71,314	6,622,573
2003	-	-	-	934	236	5,490,113
Januari/ January	-	-	-	-	-	458,124
Februari/ February	-	-	-	855	-	436,464
Maret/ March	-	-	-	19	-	492,435
April/ April	-	-	-	11	-	381,838
Mei/ May	-	-	-	-	-	430,741
Juni/ June	-	-	-	-	-	479,101
Juli/ July	-	-	-	-	19	482,109
Agustus/ August	-	-	-	4	-	462,657
September/ September	-	-	-	-	217	309,974
Oktober/ October	-	-	-	15	-	488,977
November/ November	-	-	-	-	-	681,418
Desember/ December	-	-	-	30	-	386,275

Sumber : BPS Propinsi Sumatera Utara
Source : BPS - Statistics of Sumatera Utara Province

Tabel 8. Lanjutan
Table 8. Continued

Tahun Year	Nilai FOB / FOB Value (000 US\$)					
	Belawan	Kuala Tanjung	Medan/ Polonia (u)	Sibolga	Tanjung Balai Asahan	Tanjung Pura
(1)	(14)	(15)	(16)	(17)	(18)	(19)
1999	2,277,044	276,782	19,034	11,218	14,356	973
2000	1,962,797	415,943	22,563	16,323	15,714	1,740
2001	1,896,589	340,697	16,246	19,893	19,607	135
2002	2,433,967	384,044	16,711	16,046	35,601	271
2003	2,217,104	415,273	12,020	12,836	29,003	117
Januari/ January	230,181	19,689	2,155	456	2,324	-
Februari/ February	177,788	38,316	730	2,061	1,402	19
Maret/ March	213,815	44,082	647	374	2,826	-
April/ April	177,974	28,705	945	2,486	2,036	12
Mei/ May	182,578	31,181	1,025	505	1,865	29
Juni/ June	187,534	26,782	504	1,062	2,149	-
Juli/ July	206,273	40,916	410	2,446	3,169	44
Agustus/ August	110,072	36,288	501	-	3,054	-
September/ September	112,983	35,218	1,761	1,216	3,262	0
Oktober/ October	148,168	43,712	934	9	3,423	-
November/ November	269,271	37,079	657	1,099	1,739	-
Desember/ December	200,467	33,305	1,751	1,122	1,754	13

Sumber : BPS Propinsi Sumatera Utara
Source : BPS - Statistics of Sumatera Utara Province

Tabel 8. Lanjutan
Table 8. Continued

Tahun Year	Berat Bersih / Net Weight (Ton)					Jumlah Total
	Pangkalan Susu	Leidong	Labuhan Bilik	Pulau Tello	Lainnya Other	
(1)	(20)	(21)	(22)	(23)	(24)	(25)
1999	2,611	-	92	1,364	2,743	2,606,216
2000	1,225	612	581	225	41	2,437,764
2001	103	-	111	112	1,304	2,294,796
2002	-	-	90	534	4,732	2,891,996
2003	-	-	-	1,393	132	2,687,877
Januari/ January	-	-	-	-	-	254,805
Februari/ February	-	-	-	1,314	-	221,630
Maret/ March	-	-	-	14	-	261,757
April/ April	-	-	-	8	-	212,166
Mei/ May	-	-	-	-	-	217,183
Juni/ June	-	-	-	5	-	218,036
Juli/ July	-	-	-	-	3	253,260
Agustus/ August	-	-	-	4	-	149,919
September/ September	-	-	-	-	129	154,569
Oktober/ October	-	-	-	10	-	196,256
November/ November	-	-	-	-	-	309,846
Desember/ December	-	-	-	38	-	238,450

Sumber : BPS Propinsi Sumatera Utara
Source : BPS - Statistics of Sumatera Utara Province

Tabel 9. Ekspor Sumatera Utara Menurut Pulau Asal Barang, 2003
 Table 9. Export Of Sumatera Utara By , 2003

Tahun Year	Berat Bersih / Net Weight (Ton)		
	Sumatera	Jawa	Bali
(1)	(2)	(3)	(4)
2003	4,954,564	45,741	56
Januari/ January	455,927	124	1
Februari/ February	429,657	910	42
Maret/ March	489,548	348	-
April/ April	380,078	1,086	-
Mei/ May	424,558	2,100	-
Juni/ June	477,087	1,998	0
Juli/ July	415,830	1,136	3
Agustus/ August	262,811	1,232	-
September/ Septembe	242,701	849	-
Oktober/ October	331,547	17,355	10
November/ November	664,885	15,423	-
Desember/ December	379,935	3,179	-

Sumber : BPS Propinsi Sumatera Utara

Source : BPS - Statistics of Sumatera Utara Province

Tabel 9. Lanjutan
Table Continued

Tahun Year	Berat Bersih / Net Weight (Ton)			
	Kalimantan	Sulawesi	Irian	Jumlah
(1)	(5)	(6)	(7)	(7)
2003	418,459	71,123	167	5,490,112
Januari/January	1,554	500	17	458,124
Februari/February	5,567	288	-	436,464
Maret/March	2,479	60	-	492,435
April/April	674	-	-	381,838
Mei/May	-	4,083	-	430,741
Juni/June	14	2	-	479,101
Juli/July	64,988	1	150	482,109
Agustus/August	198,613	1	-	462,657
September/September	4,618	61,806	-	309,974
Oktober/October	139,892	172	-	488,977
November/November	60	1,050	-	681,418
Desember/December	-	3,161	-	386,275

Sumber : BPS Propinsi Sumatera Utara

Source : BPS - Statistics of Sumatera Utara Province

Tabel 9. Lanjutan
Table 9. Continued

Tahun Year	Berat Bersih / Net Weight (Ton)		
	Sumatera	Jawa	Bali
(1)	(2)	(3)	(4)
2003	2,644,220	14,749	168
Januari/January	252,498	155	13
Februari/February	219,810	1,255	100
Maret/March	260,406	202	-
April/April	210,573	1,095	-
Mei/May	214,131	1,060	-
Juni/June	216,634	1,339	14
Juli/July	250,465	929	26
Agustus/August	142,359	837	-
September/September	145,591	1,257	-
Oktober/October	191,291	1,825	14
November/November	305,493	2,868	-
Desember/December	234,967	1,926	-

Sumber : BPS Propinsi Sumatera Utara

Source : BPS - Statistics of Sumatera Utara Province

Tabel 9. Lanjutan
Table 9. Continued

Tahun Year	Berat Bersih / Net Weight (Ton)			
	Kalimantan	Sulawesi	Irian	Jumlah
(1)	(5)	(6)	(7)	(7)
2003	18,161	10,378	201	2,687,876
Januari/January	1,013	1,022	103	254,805
Februari/February	292	173	-	221,630
Maret/March	1,111	38	-	261,757
April/April	498	-	-	212,166
Mei/May	-	1,992	-	217,183
Juni/June	14	34	-	218,036
Juli/July	1,741	2	98	253,260
Agustus/August	6,720	2	-	149,919
September/September	3,757	3,964	-	154,569
Oktober/October	3,009	116	-	196,256
November/November	6	1,478	-	309,846
Desember/December	-	1,557	-	238,450

Sumber : BPS Propinsi Sumatera Utara

Source : BPS - Statistics of Sumatera Utara Province

Tabel 10. Impor Sumatera Utara Menurut Sektor, 1999-2003
 Table 10. Import Of Sumatera Utara By Sector, 1999-2003

Tahun Year	Berat Bersih / Net Weight (Ton)					
	Minyak dan Gas Bumi Natural Oil and Gas	Pertanian Agriculture	Pertambangan & Penggalian Mining & Quarrying	Industri Industry	Lainnya Others	Jumlah Total
(1)	(2)	(3)	(4)	(5)	(6)	(7)
1999	972	163,885	379,927	2,056,210	47	2,601,042
2000	50	207,066	366,427	2,046,439	183	2,620,166
2001	20	165,400	573,518	2,091,126	179	2,830,243
2002	-	245,142	286,955	2,151,740	217	2,684,055
2003	20	230,807	379,672	1,732,586	27	2,343,112
Januari/ January	-	14,086	60,997	169,033	5	244,121
Februari/ February	-	5,122	45,165	181,410	2	231,699
Maret/ March	-	35,511	33,857	127,804	-	197,172
April/ April	-	8,393	9,707	108,696	-	126,796
Mei/ May	-	52,536	10,342	165,784	-	228,662
Juni/ June	-	20,517	33,691	131,752	-	185,960
Juli/ July	-	3,166	67,354	234,979	1	305,500
Agustus/ August	-	17,311	54,934	142,076	-	214,321
September/ Septemb	-	20,564	34,562	105,548	2	160,675
Oktober/ October	-	30,185	4,902	174,890	-	209,977
November/ Novemb	-	14,814	9,990	77,546	8	102,358
Desember/ Decemb	20	8,602	14,171	113,069	9	135,871

Sumber : BPS Propinsi Sumatera Utara
 Source : BPS - Statistics of Sumatera Utara Province

Tabel 10. Lanjutan
Table Continued

Tahun Year	Nilai CIF / CIF Value (000 US\$)					
	Minyak dan Gas Bumi <i>Natural Oil and Gas</i>	Pertanian <i>Agriculture</i>	Pertambangan & Penggalian <i>Mining & Quarrying</i>	Industri <i>Industry</i>	Lainnya <i>Others</i>	Jumlah <i>Total</i>
(1)	(8)	(9)	(10)	(11)	(12)	(13)
1999	95	39,416	36,219	623,813	34	699,577
2000	24	65,482	44,664	664,930	187	775,287
2001	6	40,861	83,678	736,065	148	860,758
2002	-	54,188	17,889	747,190	31	819,298
2003	30	52,496	21,546	605,690	49	679,811
Januari/January	-	4,199	3,068	54,518	11	61,796
Februari/February	-	3,513	2,312	49,397	-	55,223
Maret/March	-	10,320	1,384	48,685	-	60,388
April/April	-	2,643	612	41,199	-	44,454
Mei/May	-	9,120	724	51,331	-	61,175
Juni/June	-	4,273	1,889	51,735	-	57,897
Juli/July	-	1,907	3,746	66,921	2	72,576
Agustus/August	-	3,203	3,730	53,098	-	60,031
September/September	-	3,631	1,394	45,209	5	50,240
Oktober/October	-	4,995	680	67,831	-	73,506
November/November	-	2,920	913	34,301	14	38,148
Desember/December	30	1,773	1,094	41,464	17	44,377

Sumber : BPS Propinsi Sumatera Utara
Source : BPS - Statistics of Sumatera Utara Province

Tabel 11.
Table

Impor Sumatera Utara Menurut Kelompok Barang Ekonomi, 1999-2003
Imports Of Sumatera Utara By Economic Goods Group, 1999-2003

Tahun Year	Berat Bersih / Net Weight (Ton)			
	Barang Modal Capital Goods	Bahan Baku/Penolong Raw/Support Materials	Barang Konsumsi Consumer Goods	Jumlah Total
(1)	(2)	(3)	(4)	(5)
1999	97,439	1,537,135	966,468	2,601,042
2000	123,815	1,459,412	1,036,939	2,620,166
2001	122,501	1,621,512	1,086,230	2,830,243
2002	106,928	1,701,062	876,065	2,684,055
2003	72,845	1,727,676	542,590	2,343,112
Januari/ January	10,482	169,280	64,359	244,121
Februari/ February	6,522	185,424	39,753	231,699
Maret/ March	5,623	155,060	36,490	197,172
April/ April	3,674	92,620	30,502	126,796
Mei/ May	5,352	127,460	95,850	228,662
Juni/ June	7,867	132,617	45,476	185,960
Juli/ July	6,404	269,597	29,498	305,500
Agustus/ August	4,897	174,294	35,130	214,321
September/ September	6,406	112,927	41,342	160,675
Oktober/ October	4,007	154,629	51,340	209,977
November/ November	6,516	61,341	34,501	102,358
Desember/ December	5,096	92,427	38,348	135,871

Sumber : BPS Propinsi Sumatera Utara
Source : BPS - Statistics of Sumatera Utara Province

Tabel 11. Lanjutan
Table 11. Continued

Tahun Year	Nilai CIF / CIF Value (000 US\$)			
	Barang Modal Capital Goods	Bahan Baku/Penolong Raw/Support Materials	Barang Konsumsi Consumer Goods	Jumlah Total
(1)	(6)	(7)	(8)	(9)
1999	117,469	332,890	249,218	699,577
2000	154,162	347,687	273,438	775,287
2001	229,284	338,489	292,985	860,758
2002	265,061	342,257	211,979	819,298
2003	136,897	373,680	169,234	679,811
Januari/ January	15,157	28,707	17,932	61,796
Februari/ February	10,048	31,884	13,290	55,223
Maret/ March	9,333	37,845	13,210	60,388
April/ April	7,613	23,973	12,868	44,454
Mei/ May	9,473	29,677	22,025	61,175
Juni/ June	14,964	27,895	15,039	57,897
Juli/ July	13,701	46,883	11,992	72,576
Agustus/ August	13,255	35,642	11,133	60,031
September/ September	11,894	25,462	12,883	50,240
Oktober/ October	11,500	46,405	15,601	73,505
November/ November	10,197	16,921	11,030	38,148
Desember/ December	9,761	22,385	12,231	44,377

Sumber : BPS Propinsi Sumatera Utara
Source : BPS - Statistics of Sumatera Utara Province

Tabel 12. Impor Sumatera Utara Menurut Komoditi SITC 1 Dijit, 1999-2003
 Table 12. Import Of Sumatera Utara By 1 Digit SITC Commodity, 1999-2003

Tahun Year	Berat Bersih / Net Weight (Ton)			
	Bahan Makanan dan Binatang Hidup <i>Food and Live Animals</i>	Minuman dan Tembakau <i>Beverages and Tobacco</i>	Bahan Baku <i>Raw Materials; inedible</i>	Bahan Bakar, dan sebagainya <i>Mineral Fuels, Lubricants, etc</i>
(1)	(2)	(3)	(4)	(5)
1999	942,399	3,224	554,427	34,095
2000	990,907	2,970	565,437	29,656
2001	1,040,132	2,217	764,295	57,103
2002	824,935	4,853	735,793	110,335
2003	502,353	6,583	869,273	80,668
Januari/ January	61,170	825	65,807	5,516
Februari/ February	37,615	340	136,591	9,249
Maret/ March	32,013	10	108,782	1,975
April/ April	26,473	1,283	58,085	578
Mei/ May	93,197	10	48,702	5,780
Juni/ June	42,158	366	41,529	6,060
Juli/ July	26,233	936	113,593	23,930
Agustus/ August	32,510	179	101,393	4,075
September/ September	37,194	932	40,447	5,270
Oktober/ October	47,037	1,008	99,520	8,582
November/ November	31,744	234	10,988	7,781
Desember/ December	35,009	461	43,838	1,873

Sumber : BPS Propinsi Sumatera Utara

Source : BPS - Statistics of Sumatera Utara Province

Tabel 12. Lanjutan
Table Continued

Tahun Year	Berat Bersih / Net Weight (Ton)			
	Minyak/Lemak Nabati dan Hewani <i>Animal and Vegetable Oils/Fats</i>	Bahan Kimia <i>Chemicals</i>	Barang Hasil Industri <i>Manufactured Goods</i>	Mesin dan Alat Pengangkutan <i>Machinery and Transportation Equipments</i>
(1)	(6)	(7)	(8)	(9)
1999	649	732,697	248,903	78,398
2000	1,636	569,274	338,349	108,665
2001	2,100	584,741	249,745	109,983
2002	4,914	547,313	349,877	94,035
2003	7,399	573,908	225,908	65,936
Januari/ January	932	67,343	34,960	6,766
Februari/ February	790	31,423	9,191	5,794
Maret/ March	962	20,211	27,106	5,303
April/ April	499	21,905	14,015	3,431
Mei/ May	839	52,384	21,972	4,937
Juni/ June	835	61,260	25,443	7,413
Juli/ July	184	119,421	14,045	6,199
Agustus/ August	410	58,519	11,859	4,647
September/ September	706	56,688	11,702	6,209
Oktober/ October	553	24,612	23,619	3,932
November/ November	514	29,192	14,653	6,295
Desember/ December	175	30,948	17,342	5,009

Sumber : BPS Propinsi Sumatera Utara

Source : BPS - Statistics of Sumatera Utara Province

Tabel 12. Lanjutan
Table 12. Continued

Tahun Year	Berat Bersih / Net Weight (Ton)		
	Hasil Industri Lainnya <i>Miscellaneous Manufactured Goods</i>	Barang dan Transaksi Khusus lainnya <i>Special Transaction and Commodities</i>	Jumlah Total
(1)	(10)	(11)	(12)
1999	6,233	18	2,601,042
2000	13,270	-	2,620,166
2001	19,912	16	2,830,243
2002	12,000	-	2,684,055
2003	11,085	-	2,343,112
Januari/ January	802	-	244,121
Februari/ February	707	-	231,699
Maret/ March	811	-	197,172
April/ April	527	-	126,796
Mei/ May	840	-	228,662
Juni/ June	894	-	185,960
Juli/ July	959	-	305,500
Agustus/ August	729	-	214,321
September/ September	1,528	-	160,675
Oktober/ October	1,114	-	209,977
November/ November	957	-	102,358
Desember/ December	1,218	-	135,871

Sumber : BPS Propinsi Sumatera Utara

Source : BPS - Statistics of Sumatera Utara Province

Tabel 12. Lanjutan
Table 12. Continued

Tahun Year	Nilai FOB / FOB Value (000 US\$)			
	Bahan Makanan dan Binatang Hidup <i>Food and Live Animals</i>	Minuman dan Tembakau <i>Beverages and Tobacco</i>	Bahan Baku <i>Raw Materials; inedible</i>	Bahan Bakar, dan sebagainya <i>Mineral Fuels, Lubricants, etc</i>
(1)	(13)	(14)	(15)	(16)
1999	217,681	5,559	82,583	7,134
2000	238,067	1,599	100,118	9,407
2001	192,766	3,009	123,078	13,374
2002	169,576	5,846	104,260	25,347
2003	126,565	3,075	131,091	19,315
Januari/ January	15,072	390	5,400	1,396
Februari/ February	11,101	192	16,938	2,146
Maret/ March	9,629	40	17,916	662
April/ April	8,353	537	10,206	356
Mei/ May	19,208	25	8,251	1,390
Juni/ June	10,234	159	4,030	1,519
Juli/ July	7,942	449	16,046	5,187
Agustus/ August	7,841	171	13,615	1,144
September/ September	9,114	402	3,511	1,360
Oktober/ October	10,683	403	26,494	2,002
November/ November	7,943	95	1,850	1,794
Desember/ December	9,445	212	6,834	360

Sumber : BPS Propinsi Sumatera Utara

Source : BPS - Statistics of Sumatera Utara Province

Tabel 12. Lanjutan
Table Continued

Tahun Year	Nilai FOB / FOB Value (000 US\$)			
	Minyak/Lemak Nabati dan Hewani <i>Animal and Vegetable Oils/Fats</i>	Bahan Kimia <i>Chemicals</i>	Barang Hasil Industri <i>Manufactured Goods</i>	Mesin dan Alat Pengkangkutan <i>Machinery and Transportation Equipments</i>
(1)	(17)	(18)	(19)	(20)
1999	407	162,033	101,748	111,217
2000	913	147,863	118,342	146,583
2001	1,134	129,129	91,326	223,121
2002	2,241	135,736	104,070	259,112
2003	3,297	150,667	99,575	132,552
Januari/ January	392	14,185	9,462	14,673
Februari/ February	319	9,513	4,463	9,632
Maret/ March	434	9,974	11,689	9,046
April/ April	231	9,079	7,475	7,360
Mei/ May	428	13,696	8,374	8,920
Juni/ June	355	14,646	10,584	14,632
Juli/ July	53	20,581	7,924	12,981
Agustus/ August	89	16,429	7,385	12,704
September/ September	362	13,983	7,624	11,621
Oktober/ October	265	10,316	10,564	11,367
November/ November	277	8,246	7,193	9,939
Desember/ December	92	10,019	6,837	9,678

Sumber : BPS Propinsi Sumatera Utara

Source : BPS - Statistics of Sumatera Utara Province

Tabel 12. Lanjutan
Table Continued

Tahun Year	Nilai FOB / FOB Value (000 US\$)		
	Hasil Industri Lainnya <i>Miscellaneous Manufactured Goods</i>	Barang dan Transaksi Khusus lainnya <i>Special Transaction and Commodities</i>	Jumlah Total
(1)	(21)	(22)	(23)
1999	11,206	9	699,577
2000	12,395	-	775,287
2001	83,814	6	860,758
2002	13,110	-	819,298
2003	13,674	-	679,811
Januari/ January	826	-	61,796
Februari/ February	920	-	55,223
Maret/ March	999	-	60,388
April/ April	858	-	44,454
Mei/ May	883	-	61,175
Juni/ June	1,738	-	57,897
Juli/ July	1,414	-	72,576
Agustus/ August	653	-	60,031
September/ September	2,261	-	50,240
Oktober/ October	1,411	-	73,505
November/ November	811	-	38,148
Desember/ December	899	-	44,377

Sumber : BPS Propinsi Sumatera Utara

Source : BPS - Statistics of Sumatera Utara Province

Tabel 13. Ekspor Sumatera Utara Menurut Benua Tujuan, 1999-2003
 Table 13. Export Of Sumatera Utara By Continent Of Destination, 1999-2003

Tahun Year	Berat Bersih / Net Weight (Ton)				
	ASEAN ASEAN	Timur Tengah Middle East	Asia Lainnya Others Asia	Afrika Africa	Oseania Oceania
(1)	(2)	(3)	(4)	(5)	(6)
1999	881,018	60,621	793,456	27,675	147,621
2000	982,805	113,550	763,370	21,552	259,115
2001	1,047,622	63,006	930,537	72,071	198,263
2002	635,790	42,307	1,132,492	8,507	419,108
2003	318,488	75,451	892,776	37,243	501,656
Januari/ January	53,646	10,189	94,792	10,838	20,649
Februari/ February	20,296	4,749	129,926	787	44,856
Maret/ March	22,217	5,468	50,455	962	62,380
April/ April	25,483	1,560	42,606	413	46,657
Mei/ May	33,773	2,273	104,385	1,080	24,199
Juni/ June	39,110	8,212	77,821	601	13,592
Juli/ July	20,977	2,801	63,723	647	102,990
Agustus/ August	17,306	26,645	54,729	20,122	46,058
September/ September	19,271	2,236	92,923	734	21,061
Oktober/ October	15,916	3,141	68,763	466	92,521
November/ November	18,718	6,607	66,022	422	2,365
Desember/ December	31,775	1,570	46,631	172	24,332

Sumber : BPS Propinsi Sumatera Utara
 Source : BPS - Statistics of Sumatera Utara Province

Tabel 13. Lanjutan
Table 13. Continued

Tahun Year	Berat Bersih / Net Weight (Ton)				
	Amerika Utara North America	Amerika Latin Latin America	Uni Eropa European Union	Eropa Lainnya Others Europe	Jumlah Total
(1)	(7)	(8)	(9)	(10)	(11)
1999	132,860	61,360	425,652	70,780	2,601,042
2000	161,487	42,395	227,392	48,501	2,620,166
2001	126,651	35,760	238,914	117,419	2,830,243
2002	96,952	64,106	183,522	101,271	2,684,055
2003	156,669	91,332	122,189	147,307	2,343,112
Januari/ January	13,401	2,950	22,594	15,063	244,121
Februari/ February	5,043	19,063	6,433	547	231,699
Maret/ March	36,172	1,294	5,246	12,980	197,172
April/ April	5,216	1,299	1,656	1,907	126,796
Mei/ May	28,999	21,442	2,537	9,974	228,662
Juni/ June	6,296	388	13,711	26,229	185,960
Juli/ July	25,198	31,984	29,104	28,076	305,500
Agustus/ August	13,437	3,230	20,006	12,788	214,321
September/ September	6,998	5,300	3,282	8,869	160,675
Oktober/ October	6,861	2,413	4,681	15,216	209,977
November/ November	3,581	1,518	2,746	380	102,358
Desember/ December	5,468	452	10,194	15,279	135,871

Sumber : BPS Propinsi Sumatera Utara
Source : BPS - Statistics of Sumatera Utara Province

Tabel 13. Lanjutan
Table 13. Continued

Tahun Year	Nilai CIF / CIF Value (000 US\$)				
	ASEAN ASEAN	Timur Tengah Middle East	Asia Lainnya Others Asia	Afrika Africa	Oseania Oceania
(1)	(12)	(13)	(14)	(15)	(16)
1999	234,330	12,593	238,769	8,631	30,057
2000	261,147	30,475	246,978	5,865	64,339
2001	223,042	11,326	374,792	12,224	43,512
2002	262,643	10,385	295,094	5,656	70,615
2003	121,244	16,327	254,338	7,815	97,051
Januari/ January	15,291	1,865	23,120	854	3,820
Februari/ February	7,591	944	26,002	391	8,645
Maret/ March	8,570	1,328	21,098	621	9,453
April/ April	8,330	653	16,561	298	10,061
Mei/ May	9,455	755	25,503	851	5,064
Juni/ June	12,999	1,569	23,998	452	2,660
Juli/ July	12,886	885	18,471	466	14,091
Agustus/ August	9,261	4,602	18,792	2,389	8,992
September/ September	8,978	544	24,652	607	2,368
Oktober/ October	9,661	982	21,501	242	24,859
November/ November	7,748	1,139	19,189	565	1,866
Desember/ December	10,476	1,062	15,452	79	5,172

Sumber : BPS Propinsi Sumatera Utara
Source : BPS - Statistics of Sumatera Utara Province

Tabel 13. Lanjutan
Table 13. Continued

Tahun Year	Nilai CIF / CIF Value (000 US\$)				
	Amerika Utara North America	Amerika Latin Latin America	Uni Eropa European Union	Eropa Lainnya Others Europe	Jumlah Total
(1)	(17)	(18)	(19)	(20)	(21)
1999	50,686	14,957	96,533	13,020	699,577
2000	51,154	9,252	93,747	12,330	775,287
2001	54,072	8,443	116,397	16,950	860,758
2002	56,821	22,271	73,381	22,431	819,298
2003	63,868	24,503	64,527	30,137	679,811
Januari/ January	5,281	1,144	7,412	3,010	61,796
Februari/ February	3,069	4,880	3,293	407	55,223
Maret/ March	10,779	778	4,191	3,569	60,388
April/ April	3,473	802	3,192	1,085	44,454
Mei/ May	9,153	5,002	3,363	2,030	61,175
Juni/ June	4,796	230	6,930	4,262	57,897
Juli/ July	7,062	7,002	7,313	4,401	72,576
Agustus/ August	4,342	1,229	8,603	1,821	60,031
September/ September	3,721	1,653	6,078	1,640	50,240
Oktober/ October	5,372	989	5,591	4,309	73,505
November/ November	3,339	498	3,539	265	38,148
Desember/ December	3,480	296	5,022	3,338	44,377

Sumber : BPS Propinsi Sumatera Utara
Source : BPS - Statistics of Sumatera Utara Province

Tabel
Table

14.

Impor Sumatera Utara Menurut Komoditi Utama 3 Diji SITC, 1999-2003
Import Of Sumatera Utara By Main Commodity Of SITC 3 Digit, 1999-2003

Tahun Year	Berat Bersih / Net Weight (Ton)			
	Bijih Aluminium dan Pekatannya <i>Aluminium Ores And Concentrates</i>	Makanan Ternak <i>Feeding Stuff For Animals</i>	Pupuk Buatan Pabrik <i>Fertilizers, manufact ured</i>	Jagung <i>Maize, unmilled</i>
(1)	(2)	(3)	(4)	(5)
1999	45,270	144,913	540,803	22,120
2000	80,034	162,852	306,066	47,470
2001	62,102	225,587	382,922	53,297
2002	299,002	227,129	392,104	171,846
2003	342,490	223,639	413,192	149,478
Januari/ January	-	21,491	48,979	8,391
Februari/ February	43,000	28,277	19,552	-
Maret/ March	40,200	23,643	6,560	-
April/ April	43,000	15,984	8,500	4,480
Mei/ May	20,200	44,456	42,162	42,405
Juni/ June	20	8,804	48,804	16,825
Juli/ July	42,500	18,984	104,453	878
Agustus/ August	41,275	12,080	45,597	14,626
September/ September	-	13,738	41,664	16,450
Oktober/ October	90,000	11,349	11,085	27,328
November/ November	20	13,058	16,331	11,893
Desember/ December	22,275	11,776	19,505	6,202

Sumber : BPS Propinsi Sumatera Utara

Source : BPS - Statistics of Sumatera Utara Province

Tabel 14. Lanjutan
Table Continued

Tahun Year	Berat Bersih / Net Weight (Ton)			
	Sisa Hasil Minyak Bumi <i>Residual Petroleum Products, nes And Materials</i>	Aluminium <i>Alumunium</i>	Mesin Lainnya Untuk Industri Tertentu <i>Other Machine And Equipment Specialized For Particular Industry</i>	Garam Logam dan Periksoda dari Asam Anorganik <i>Metallic Salts And Peroxysalts</i>
(1)	(6)	(7)	(8)	(9)
1999	31,649	5,128	1,984	44,165
2000	25,608	3,917	3,844	52,037
2001	53,899	1,620	4,810	45,329
2002	80,722	4,696	3,498	46,925
2003	74,459	10,304	3,129	64,351
Januari/ January	5,058	561	304	9,862
Februari/ February	8,941	89	180	4,120
Maret/ March	487	1,123	188	4,305
April/ April	141	1,522	361	5,832
Mei/ May	5,515	861	447	2,610
Juni/ June	5,857	909	380	4,145
Juli/ July	23,354	984	210	6,802
Agustus/ August	3,921	832	314	4,057
September/ September	4,537	748	238	6,392
Oktober/ October	8,411	1,196	271	6,523
November/ November	6,604	817	137	6,838
Desember/ December	1,633	662	99	2,866

Sumber : BPS Propinsi Sumatera Utara
Source : BPS - Statistics of Sumatera Utara Province

Tabel 14. Lanjutan
Table Continued

Tahun Year	Berat Bersih / Net Weight (Ton)			
	Biji dan Buah Mengand. Minyak, Berkulit Lunak <i>Oil Seeds Use For Extraction Of Soft Fixed Vegetable oils</i>	Bahan Kimia Lainnya <i>Miscellaneous Chemical Products, n.e. s</i>	Lainnya <i>Other</i>	Jumlah <i>Total</i>
(1)	(10)	(11)	(12)	(13)
1999	49,867	5,677	1,709,467	2,601,042
2000	33,217	7,271	1,897,851	2,620,166
2001	13,466	9,062	1,978,148	2,830,243
2002	7,794	7,919	1,442,420	2,684,055
2003	43,769	9,184	1,009,117	2,343,112
Januari/ January	509	503	148,464	244,121
Februari/ February	407	262	126,873	231,699
Maret/ March	30,862	932	88,872	197,172
April/ April	189	998	45,790	126,796
Mei/ May	7,499	959	61,548	228,662
Juni/ June	772	726	98,717	185,960
Juli/ July	307	560	106,468	305,500
Agustus/ August	473	945	90,200	214,321
September/ September	1,172	611	75,125	160,675
Oktober/ October	797	1,083	51,935	209,977
November/ November	486	726	45,448	102,358
Desember/ December	296	879	69,677	135,871

Sumber : BPS Propinsi Sumatera Utara
Source : BPS - Statistics of Sumatera Utara Province

Tabel 14. Lanjutan
Table Continued

Tahun Year	Nilai CIF / CIF Value (000 US\$)			
	Bijih Aluminium dan Pekatannya <i>Aluminium Ores And Concentrates</i>	Makanan Ternak <i>Feeding Stuff For Animals</i>	Pupuk Buatan Pabrik <i>Fertilizers, manufact ured</i>	Jagung <i>Maize, unmilled</i>
(1)	(2)	(3)	(4)	(5)
1999	12,187	31,250	63,139	2,933
2000	17,503	38,707	35,513	6,089
2001	12,951	56,615	44,249	6,482
2002	52,737	54,338	46,970	20,289
2003	70,963	58,900	55,313	19,693
Januari/ January	-	5,265	6,372	1,049
Februari/ February	7,916	6,876	2,313	-
Maret/ March	6,780	5,794	1,316	-
April/ April	7,674	4,736	1,117	569
Mei/ May	3,089	10,616	6,060	5,631
Juni/ June	7	2,587	6,100	2,187
Juli/ July	10,140	4,994	12,168	108
Agustus/ August	7,654	3,530	7,819	1,877
September/ September	-	4,057	4,693	2,075
Oktober/ October	23,689	3,560	1,808	3,561
November/ November	7	3,526	2,362	1,639
Desember/ December	4,006	3,359	3,185	997

Sumber : BPS Propinsi Sumatera Utara
Source : BPS - Statistics of Sumatera Utara Province

Tabel 14. Lanjutan
Table Continued

Tahun Year	Nilai CIF / CIF Value (000 US\$)			
	Sisa Hasil Minyak Bumi <i>Residual Petroleum Products, nes And Materials</i>	Aluminium <i>Alumunium</i>	Mesin Lainnya Untuk Industri Tertentu <i>Other Machine And Equipment Specialized For Particular Industry</i>	Garam Logam dan Periksoada dari Asam Anorganik <i>Metallic Salts And Peroxysalts</i>
(1)	(6)	(7)	(8)	(9)
1999	5,959	7,205	10,165	8,387
2000	7,429	6,280	16,033	9,575
2001	12,099	2,210	15,791	8,154
2002	17,347	6,129	10,584	8,983
2003	16,565	14,107	12,196	12,179
Januari/ January	1,001	781	741	1,890
Februari/ February	1,972	61	548	819
Maret/ March	341	1,575	709	791
April/ April	50	2,112	921	963
Mei/ May	1,234	1,071	1,229	646
Juni/ June	1,377	1,095	1,168	827
Juli/ July	4,910	1,152	809	1,221
Agustus/ August	997	1,282	2,138	875
September/ September	1,184	1,078	1,669	1,125
Oktober/ October	1,895	1,772	1,029	1,060
November/ November	1,420	1,185	752	1,188
Desember/ December	183	944	484	773

Sumber : BPS Propinsi Sumatera Utara
Source : BPS - Statistics of Sumatera Utara Province

Tabel 14. Lanjutan
Table Continued

Tahun Year	Nilai CIF / CIF Value (000 US\$)			
	Biji dan Buah Mengand.Minyak, Berkulit Lunak Oil Seeds Use For Extraction Of Soft Fixed Vegetable oils	Bahan Kimia Lainnya Miscellaneous Chemical Products, n.e.s	Lainnya Other	Jumlah Total
(1)	(10)	(11)	(12)	(13)
1999	9,462	7,824	541,066	699,577
2000	7,213	13,338	617,609	775,287
2001	3,696	11,181	687,330	860,758
2002	2,327	10,711	588,883	819,298
2003	11,358	11,269	397,270	679,811
Januari/ January	136	688	43,873	61,796
Februari/ February	132	506	34,080	55,223
Maret/ March	7,872	1,109	34,101	60,388
April/ April	64	964	25,283	44,454
Mei/ May	2,009	1,410	28,180	61,175
Juni/ June	184	748	41,616	57,897
Juli/ July	69	702	36,303	72,576
Agustus/ August	146	1,075	32,639	60,031
September/ September	291	1,032	33,036	50,240
Oktober/ October	232	1,290	33,609	73,505
November/ November	138	766	25,166	38,148
Desember/ December	85	978	29,384	44,377

Sumber : BPS Propinsi Sumatera Utara
Source : BPS - Statistics of Sumatera Utara Province

Tabel 15. Impor Sumatera Utara Menurut Negara Asal Utama, 1999-2003
 Table 15. Import Of Sumatera Utara By Main Country Of Origin, 1999-2003

Tahun Year	Berat Bersih / Net Weight (Ton)					
	Cina China	Australia Australia	Jepang Japan	Amerika Serikat United States	Malaysia Malaysia	Singapura Singapore
(1)	(2)	(3)	(4)	(5)	(6)	(7)
1999	237,463	143,417	232,493	93,261	275,447	203,715
2000	282,510	238,255	202,362	154,023	239,838	227,063
2001	301,024	181,524	157,602	103,621	186,016	231,051
2002	537,456	340,987	169,237	54,923	210,290	135,474
2003	486,349	413,305	159,967	117,385	147,593	56,617
Januari/ January	29,790	12,477	15,778	7,442	26,573	4,521
Februari/ February	46,594	44,520	54,904	4,679	14,072	2,825
Maret/ March	18,964	61,141	3,698	35,700	11,271	6,410
April/ April	21,428	45,863	7,150	4,506	16,410	4,568
Mei/ May	75,601	22,374	11,759	22,628	18,291	7,256
Juni/ June	46,434	2,304	15,518	5,505	12,734	3,099
Juli/ July	32,315	43,568	9,021	4,790	8,246	7,384
Agustus/ August	40,137	42,310	7,764	12,993	6,977	6,306
September/ September	63,309	20,351	9,104	5,650	12,109	2,426
Oktober/ October	50,098	92,107	8,815	4,737	7,634	2,702
November/ November	36,950	2,349	9,513	3,394	4,985	4,906
Desember/ December	24,729	23,941	6,943	5,360	8,290	4,215

Sumber : BPS Propinsi Sumatera Utara

Source : BPS - Statistics of Sumatera Utara Province

Tabel 15. Lanjutan
Table 15. Continued

Tahun Year	Berat Bersih / Net Weight (Ton)					
	India India	Thailand Thailand	Jerman Germany	Korea Selatan Korea, South	Lainnya Other	Jumlah Total
(1)	(8)	(9)	(10)	(11)	(12)	(13)
1999	22,641	309,564	223,283	121,955	737,802	2,601,042
2000	23,412	377,029	62,193	110,011	703,471	2,620,166
2001	259,411	333,841	115,537	59,893	900,724	2,830,243
2002	286,409	190,871	67,907	79,229	611,272	2,684,055
2003	127,658	74,379	81,288	82,003	596,567	2,343,112
Januari/ January	32,236	13,793	17,213	11,609	72,688	244,121
Februari/ February	7,721	2,652	4,367	17,897	31,469	231,699
Maret/ March	21,991	2,958	2,404	1,508	31,129	197,172
April/ April	10,406	4,118	434	1,382	10,532	126,796
Mei/ May	12,709	7,237	666	2,193	47,946	228,662
Juni/ June	10,892	4,065	6,607	2,062	76,738	185,960
Juli/ July	1,656	3,049	26,366	17,949	151,156	305,500
Agustus/ August	1,939	2,786	13,278	2,516	77,315	214,321
September/ September	3,973	2,630	658	12,579	27,885	160,675
Oktober/ October	5,299	4,630	1,265	1,754	30,937	209,977
November/ November	8,723	8,630	527	8,410	13,970	102,358
Desember/ December	10,112	17,830	7,506	2,145	24,801	135,871

Sumber : BPS Propinsi Sumatera Utara
Source : BPS - Statistics of Sumatera Utara Province

Tabel 15. Lanjutan
Table 15. Continued

Tahun Year	Nilai CIF / CIF Value (000 US\$)					
	Cina China	Australia Australia	Jepang Japan	Amerika Serikat United States	Malaysia Malaysia	Singapura Singapore
(1)	(2)	(3)	(4)	(5)	(6)	(7)
1999	60,648	28,633	65,792	39,400	67,871	57,628
2000	90,547	61,515	61,226	46,221	75,273	64,489
2001	100,213	39,200	119,000	46,672	58,550	50,828
2002	120,098	64,637	68,652	48,151	43,643	160,843
2003	112,029	90,245	63,042	56,181	45,905	39,639
Januari/ January	8,195	3,164	5,019	3,941	4,775	5,345
Februari/ February	8,469	8,573	9,391	2,889	3,158	2,930
Maret/ March	8,280	9,082	5,551	10,549	2,896	3,607
April/ April	7,171	9,837	3,076	3,193	3,240	2,512
Mei/ May	14,923	4,577	5,641	7,939	4,781	2,766
Juni/ June	12,377	1,672	6,040	4,407	4,674	2,496
Juli/ July	8,734	10,983	3,758	4,427	5,188	5,338
Agustus/ August	7,684	8,596	4,809	4,038	3,167	3,578
September/ September	11,410	2,163	5,724	3,351	3,855	3,105
Oktober/ October	10,163	24,741	5,558	4,865	3,836	3,071
November/ November	8,214	1,833	4,629	3,163	2,996	2,489
Desember/ December	6,411	5,023	3,847	3,420	3,337	2,403

Sumber : BPS Propinsi Sumatera Utara
Source : BPS - Statistics of Sumatera Utara Province

Tabel 15. Lanjutan
Table 15. Continued

Tahun Year	Nilai CIF / CIF Value (000 US\$)					
	India India	Thailand Thailand	Jerman Germany	Korea Selatan Korea, South	Lainnya Other	Jumlah Total
(1)	(8)	(9)	(10)	(11)	(12)	(13)
1999	8,533	88,227	39,870	21,970	221,005	699,577
2000	11,081	94,270	23,424	28,764	218,477	775,287
2001	50,713	70,885	28,276	17,779	278,641	860,758
2002	55,466	38,750	23,648	22,476	172,935	819,298
2003	29,877	26,798	25,443	24,493	166,159	679,811
Januari/ January	4,984	3,597	3,896	2,402	16,478	61,796
Februari/ February	3,143	1,330	1,227	3,028	11,085	55,223
Maret/ March	4,256	1,474	1,367	1,075	12,251	60,388
April/ April	3,509	2,376	922	1,119	7,499	44,454
Mei/ May	2,004	1,717	1,073	1,237	14,517	61,175
Juni/ June	1,987	2,015	3,416	1,109	17,705	57,897
Juli/ July	1,074	1,812	4,107	2,609	24,545	72,576
Agustus/ August	1,169	2,052	2,730	3,326	18,882	60,031
September/ September	1,745	1,444	1,072	2,954	13,416	50,240
Oktober/ October	1,782	2,403	2,019	1,573	13,495	73,505
November/ November	2,109	2,141	1,504	2,412	6,658	38,148
Desember/ December	2,114	4,436	2,110	1,647	9,630	44,377

Sumber : BPS Propinsi Sumatera Utara
Source : BPS - Statistics of Sumatera Utara Province

Tabel 16. Impor Sumatera Utara Menurut Pelabuhan Utama, 1999-2003
 Table 16. Import Of Sumatera Utara By Main Port, 1999-2003

Tahun Year	Berat Bersih / Net Weight (Ton)					
	Belawan	Kuala Tanjung	Medan/ Polonia (u)	Pangkalan Susu	Tanjung Balai Asahan	Pulau Tello
(1)	(2)	(3)	(4)	(5)	(6)	(7)
1999	2,288,218	265,588	1,735	7,777	7,245	40
2000	2,158,603	403,823	663	7,495	11,611	32,016
2001	2,348,109	450,937	787	21,298	6,273	56
2002	2,270,431	366,774	560	19,416	21,492	1,273
2003	1,934,910	386,533	269	5,275	15,317	11
Januari/ January	237,034	4,900	6	761	891	-
Februari/ February	178,515	51,524	19	651	991	-
Maret/ March	154,681	40,700	9	801	981	-
April/ April	80,449	43,019	3	32	3,193	-
Mei/ May	200,605	25,200	119	400	2,299	-
Juni/ June	176,915	5,500	24	1,426	2,065	10
Juli/ July	239,974	65,277	28	-	217	-
Agustus/ August	189,487	22,506	2	1,205	1,121	-
September/ September	156,657	4,009	8	-	-	1
Oktober/ October	110,476	98,111	15	-	1,375	-
November/ November	98,124	3,513	20	-	700	-
Desember/ December	111,992	22,275	16	-	1,484	-

Sumber : BPS Propinsi Sumatera Utara

Source : BPS - Statistics of Sumatera Utara Province

Tabel 16. Lanjutan
Table 16. Continued

Tahun Year	Berat Bersih / Net Weight (Ton)					Jumlah Total
	Tanjung Pura	Bandar Khalipah	Sibolga	Rantau Panjang	Lainnya Other	
(1)	(8)	(9)	(10)	(11)	(12)	(13)
1999	26,937	-	3,503	-	-	2,601,042
2000	152	2,128	3,650	18	6	2,620,166
2001	132	-	2,600	-	50	2,830,243
2002	98	-	2,729	-	1,282	2,684,055
2003	417	-	7	-	373	2,343,112
Januari/ January	300	-	-	-	229	244,121
Februari/ February	-	-	-	-	-	231,699
Maret/ March	-	-	-	-	-	197,172
April/ April	-	-	-	-	100	126,796
Mei/ May	-	-	-	-	40	228,662
Juni/ June	19	-	-	-	-	185,960
Juli/ July	-	-	-	-	4	305,500
Agustus/ August	-	-	-	-	-	214,321
September/ September	-	-	-	-	-	160,675
Oktober/ October	-	-	-	-	-	209,977
November/ November	-	-	-	-	-	102,358
Desember/ December	97	-	7	-	-	135,871

Sumber : BPS Propinsi Sumatera Utara

Source : BPS - Statistics of Sumatera Utara Province

Tabel 16. Lanjutan
Table Continued

Tahun Year	Nilai CIF / CIF Value (000 US\$)					
	Belawan	Kuala Tanjung	Medan/ Polonia (u)	Pangkala n Susu	Tanjung Balai Asahan	Pulau Tello
(1)	(14)	(15)	(16)	(17)	(18)	(19)
1999	618,904	61,377	7,983	4,859	1,287	27
2000	647,059	104,611	9,720	7,859	2,436	1,875
2001	662,030	101,868	5,174	89,838	1,519	38
2002	621,263	69,743	6,664	112,147	6,513	367
2003	583,993	81,795	4,531	2,768	6,353	32
Januari/ January	59,879	930	161	196	402	-
Februari/ February	44,321	9,706	436	167	592	-
Maret/ March	51,731	7,787	237	268	365	-
April/ April	35,123	7,701	85	249	1,291	-
Mei/ May	55,510	4,019	452	400	788	-
Juni/ June	54,441	1,235	592	836	764	1
Juli/ July	57,019	14,704	764	-	80	-
Agustus/ August	54,416	4,468	55	653	440	-
September/ September	49,025	1,034	149	-	-	32
Oktober/ October	46,649	25,310	807	-	740	-
November/ November	36,569	896	400	-	284	-
Desember/ December	39,311	4,006	393	-	607	-

Sumber : BPS Propinsi Sumatera Utara

Source : BPS - Statistics of Sumatera Utara Province

Tabel 16. Lanjutan
Table 16. Continued

Tahun Year	Nilai CIF / CIF Value (000 US\$)					Jumlah Total
	Tanjung Pura	Bandar Khalipah	Sibolga	Rantau Panjang	Lainnya Other	
(1)	(20)	(21)	(22)	(23)	(24)	(25)
1999	5,034	-	106	-	-	699,577
2000	1,276	324	97	19	11	775,287
2001	229	-	52	-	9	860,758
2002	125	-	123	-	2,352	819,298
2003	87	-	3	-	249	679,811
Januari/ January	1	-	-	-	227	61,796
Februari/ February	-	-	-	-	-	55,223
Maret/ March	-	-	-	-	-	60,388
April/ April	-	-	-	-	5	44,454
Mei/ May	-	-	-	-	7	61,175
Juni/ June	28	-	-	-	-	57,897
Juli/ July	-	-	-	-	9	72,576
Agustus/ August	-	-	-	-	-	60,031
September/ September	-	-	-	-	-	50240
Oktober/ October	-	-	-	-	-	73,505
November/ November	-	-	-	-	-	38,148
Desember/ December	57	-	3	-	-	44,377

Sumber : BPS Propinsi Sumatera Utara

Source : BPS - Statistics of Sumatera Utara Province

<http://sumut.bps.go.id>

Tabel 17. Neraca Perdagangan Sumatera Menurut Sektor, 1999-2003
 Table 17. Balance Of Trades Of Sumatera Utara By Sector, 1999-2003

Tahun Year	Nilai / Value (000 US\$)					
	Minyak dan Gas Bumi Natural Oil and Gas	Pertanian Agriculture	Pertambangan & Penggalian Mining & Quarrying	Industri Industry	Lainnya Others	Jumlah Total
(1)	(2)	(3)	(4)	(5)	(6)	(7)
1999	-93	585,741	-33,739	1,354,600	130	1,906,639
2000	-24	485,813	-28,105	1,204,879	-86	1,662,477
2001	-6	625,075	-73,046	882,053	-38	1,434,038
2002	-	546,341	1,556	1,524,809	-9	2,072,698
2003	-30	634,415	-7,829	1,381,518	-8	2,008,066
Januari/ January	-	-4,199	-3,068	-54,518	-11	193,008
Februari/ February	-	-3,513	-2,312	-49,397	-	166,407
Maret/ March	-	-10,320	-1,384	-48,685	-	201,369
April/ April	-	-2,643	-612	-41,199	-	167,712
Mei/ May	-	-9,120	-724	-51,331	-	156,008
Juni/ June	-	-4,273	-1,889	-51,735	-	160,138
Juli/ July	-	-1,907	-3,746	-66,921	-2	180,685
Agustus/ August	-	-3,203	-3,730	-53,098	-	89,887
September/ Septemb	-	-3,631	-1,394	-45,209	-5	104,330
Oktober/ October	-	-4,995	-680	-67,831	-	122,750
November/ Novemb	-	-2,920	-913	-34,301	-14	271,698
Desember/ Decemb	-30	-1,773	-1,094	-41,464	-17	194,074

Sumber : BPS Propinsi Sumatera Utara
 Source : BPS - Statistics of Sumatera Utara Province

Tabel
Table

18.

Neraca Perdagangan Sumatera Menurut Kelompok Barang
Ekonomi, 1999-2003
*Balance Of Trades Of Sumatera Utara By Economic Goods
Group, 1999-2003*

Tahun Year	Nilai / Value (000 US\$)			
	Barang Modal Capital Goods	Bahan Baku/Penolong Raw/Support Materials	Barang Konsumsi Consumer Goods	Jumlah Total
(1)	(2)	(3)	(4)	(5)
1999	-85,087	1,252,537	739,189	1,906,639
2000	-123,751	1,026,719	759,510	1,662,477
2001	-205,330	903,515	735,852	1,434,038
2002	-228,588	1,511,533	789,754	2,072,698
2003	-107,706	1,410,810	704,960	2,008,066
Januari/ January	-12,284	138,264	67,029	193,009
Februari/ February	-8,297	111,773	62,933	166,407
Maret/ March	-7,613	146,190	62,791	201,369
April/ April	-6,053	116,718	57,047	167,712
Mei/ May	-8,775	128,488	36,295	156,008
Juni/ June	-13,586	125,273	48,451	160,139
Juli/ July	-10,667	109,123	82,228	180,684
Agustus/ August	-7,575	55,950	41,513	89,888
September/ September	-9,200	63,244	50,286	104,329
Oktober/ October	-9,395	68,669	63,476	122,751
November/ November	-6,771	197,149	81,320	271,698
Desember/ December	-7,489	149,970	51,591	194,073

Sumber : BPS Propinsi Sumatera Utara

Source : BPS - Statistics of Sumatera Utara Province

Tabel 19.
Table

Neraca Perdagangan Sumatera Utara Menurut Komoditi SITC 1
Dijit, 1999-2003
*Balance Of Trade Of Sumatera Utara By 1 Digit SITC Commodity,
1999-2003*

Tahun Year	Nilai / Value (000 US\$)			
	Bahan Makanan dan Binatang Hidup <i>Food and Live Animals</i>	Minuman dan Tembakau <i>Beverages and Tobacco</i>	Bahan Baku <i>Raw Materials; inedible</i>	Bahan Bakar, dan sebagainya <i>Mineral Fuels, Lubricants, etc</i>
(1)	(2)	(3)	(4)	(5)
1999	301,952	53,430	280,280	-5,638
2000	215,669	37,881	285,905	-1,594
2001	423,320	59,928	271,083	-13,140
2002	301,052	41,968	336,219	-18,000
2003	282,163	38,832	433,396	-9,870
Januari/ <i>January</i>	29,031	4,837	45,540	-1,396
Februari/ <i>February</i>	22,352	5,405	26,036	-2,063
Maret/ <i>March</i>	29,461	2,942	32,165	-662
April/ <i>April</i>	21,851	667	32,868	-356
Mei/ <i>May</i>	10,680	161	30,148	-1,390
Juni/ <i>June</i>	17,526	1,835	32,984	-1,519
Juli/ <i>July</i>	33,689	6,434	41,701	-3,643
Agustus/ <i>August</i>	15,984	5,081	12,318	3,736
September/ <i>September</i>	20,624	-160	34,868	-1,360
Oktober/ <i>October</i>	22,376	7,628	28,335	935
November/ <i>November</i>	35,523	2,086	61,281	-1,794
Desember/ <i>December</i>	23,066	1,916	55,152	-359

Sumber : BPS Propinsi Sumatera Utara

Source : BPS - Statistics of Sumatera Utara Province

Tabel 19. Lanjutan
Table Continued

Tahun Year	Nilai / Value (000 US\$)			
	Minyak/Lemak Nabati dan Hewani Animal and Vegetable Oils/Fats	Bahan Kimia Chemicals	Barang Hasil Industri Manufactured Goods	Mesin dan Alat Pengangkutan Machinery and Transportation Equipments
(1)	(6)	(7)	(8)	(9)
1999	932,129	-63,262	304,198	-87,722
2000	729,188	-55,504	437,711	-126,841
2001	585,525	-33,088	257,382	-210,499
2002	1,162,903	-55,727	376,515	-230,571
2003	1,008,179	-86,776	328,876	-116,053
Januari/ January	96,155	-9,880	26,349	-12,829
Februari/ February	82,869	-4,646	31,008	-8,503
Maret/ March	117,014	-4,657	23,271	-8,035
April/ April	81,030	-3,516	29,595	-6,628
Mei/ May	112,054	-10,914	17,014	-8,380
Juni/ June	96,294	-5,592	22,715	-13,548
Juli/ July	78,321	-13,985	34,367	-11,315
Agustus/ August	45,376	-12,223	24,205	-11,585
September/ September	31,743	-9,948	30,577	-9,711
Oktober/ October	44,736	-7,581	28,905	-9,779
November/ November	128,579	837	38,216	-7,598
Desember/ December	94,008	-4,671	22,655	-8,143

Sumber : BPS Propinsi Sumatera Utara

Source : BPS - Statistics of Sumatera Utara Province

Tabel 19. Lanjutan
Table Continued

Tahun Year	Nilai / Value (000 US\$)		
	Hasil Industri Lainnya Miscellaneous Manufactured Goods	Barang dan Transaksi Khusus lainnya Special Transaction and Commodities	Jumlah Total
(1)	(10)	(11)	(12)
1999	151,198	40,074	1,906,639
2000	139,948	115	1,662,477
2001	93,485	42	1,434,038
2002	157,590	748	2,072,698
2003	128,724	591	2,008,066
Januari/ January	15,149	52	193,009
Februari/ February	13,949	1	166,407
Maret/ March	9,864	5	201,369
April/ April	12,051	148	167,712
Mei/ May	6,512	122	156,008
Juni/ June	9,424	19	160,139
Juli/ July	15,112	3	180,684
Agustus/ August	6,962	33	89,888
September/ September	7,691	8	104,329
Oktober/ October	7,101	93	122,751
November/ November	14,464	103	271,698
Desember/ December	10,446	4	194,073

Sumber : BPS Propinsi Sumatera Utara

Source : BPS - Statistics of Sumatera Utara Province

Tabel 20.
Table

Neraca Perdagangan Sumatera Utara Menurut Benua Tujuan, 1999
2003
*Balance Of Trade Of Sumatera Utara By Continent Of Destination,
1999-2003*

Tahun Year	Nilai / Value (000 US\$)				
	ASEAN ASEAN	Timur Tengah Middle East	Asia Lainnya Others Asia	Afrika Africa	Oseania Oceania
(1)	(2)	(3)	(4)	(5)	(6)
1999	242,319	110,204	444,462	116,502	-27,428
2000	186,245	129,905	213,160	96,921	18,144
2001	186,245	129,905	213,158	96,920	18,144
2002	151,737	129,565	796,667	154,988	-48,298
2003	225,771	115,921	790,084	156,241	-63,659
Januari/ January	32,523	11,188	53,666	13,608	-871
Februari/ February	19,432	9,321	52,685	15,150	-6,074
Maret/ March	24,289	5,231	80,673	11,297	-6,788
April/ April	21,613	6,669	71,930	12,337	-7,044
Mei/ May	6,833	2,103	102,254	11,351	-3,042
Juni/ June	11,801	7,075	65,652	12,168	-1,128
Juli/ July	19,117	20,593	71,881	9,865	-11,382
Agustus/ August	8,293	3,436	39,268	6,730	-6,919
September/ September	3,990	9,469	41,320	12,760	139
Oktober/ October	21,761	23,224	42,202	14,214	-21,313
November/ November	27,235	11,264	104,451	20,455	2,418
Desember/ December	28,882	6,347	64,101	16,306	-1,655

Sumber : BPS Propinsi Sumatera Utara
Source : BPS - Statistics of Sumatera Utara Province

Tabel 20. Lanjutan
Table Continued

Tahun Year	Nilai / Value (000 US\$)				
	Amerika Utara North America	Amerika Latin Latin America	Uni Eropa European Union	Eropa Lainnya Others Europe	Jumlah Total
(1)	(7)	(8)	(9)	(10)	(11)
1999	148,727	114,029	475,414	38,249	1,662,477
2000	133,241	135,400	487,782	33,238	1,434,038
2001	133,243	135,399	487,783	33,344	1,434,038
2002	269,518	31,281	551,853	35,340	2,072,698
2003	230,284	45,638	450,037	57,752	2,008,066
Januari/ January	30,931	4,777	41,574	5,614	193,009
Februari/ February	19,718	5,267	46,876	4,033	166,407
Maret/ March	22,754	3,616	53,471	6,827	201,369
April/ April	25,647	4,066	27,595	4,898	167,712
Mei/ May	5,314	-1,236	26,621	5,810	156,008
Juni/ June	19,849	3,543	38,207	2,973	160,139
Juli/ July	25,715	1,283	38,915	4,696	180,684
Agustus/ August	10,752	3,062	23,401	1,864	89,888
September/ September	9,724	3,444	18,991	4,491	104,329
Oktober/ October	10,467	4,977	26,377	840	122,751
November/ November	26,230	6,028	64,382	9,236	271,698
Desember/ December	23,184	6,811	43,627	6,470	194,073

Sumber : BPS Propinsi Sumatera Utara
Source : BPS - Statistics of Sumatera Utara Province

Tabel 21. Ekspor dan Impor Sumatera Utara menurut Komoditi SITC dan HS, 2003
Table 21. Export dan Import of Sumatera Utara by SITC and HS Commodity, 2003
 Lanjutan
Continued

SITC	HS	Komoditi Commodity	Ekspor/Export		Impor/
			Berat Bersih	Nilai FOB	Berat Bersih
			Net Weight (Kg)	FOB Value (US\$)	Net Weight (Kg)
(1)	(2)	(3)	(4)	(5)	(6)
00111000	01021000	Pure-bred Breeding Live Bovine Animal	-	-	532,885
00119190	01029019C	Other Cattles	1,910	1,910	5,200
00122900	01042090C	Goats Other Pure - Bred Breeding Animal	17,470	17,106	-
00190111	010600111	Rabbit Pure-bred Breeding Animal	1,371	2,213	-
00190119	010600119	Rabbit Oth.than Pure-bred Breeding Animal	4,883	4,883	350
00190129	010600129	Pigeon Oth. Than Pure-bred Breeding Animal	-	-	2,282
00190199	010600199	Other Live Animals For Human Food Other Pure-bred Breeding Animals	310,953	312,568	598
00190910	010600910	Silk Worms	18,151	18,999	-
00190991	010600991	Oth.live Animals Pure-bred-breeding Animal	1,662	1,662	-
00190999	010600999	Other Live Animals Other Pure-bred Breeding Animals	27,689	27,819	8,131
01121100	020210000	Meat Of Bovine Animals , Frozen Carcasses & Half-carcasses	70,000	70,000	-
01122000	02023000C	Meat Of Bovine Animals, Frozen Boneles	-	-	17,685
01221190	020319000	Meat Of Swine Fresh Or Chilled Other Than Carcasses & Hams	30,330	23,945	-
01252900	02062900C	Other Edible Offal Of Bovine Animals, Froze	-	-	48,610
01231100	02071100C	Fowls Not Cut In Pieces, Fresh Or Chille	117	137	-
01232100	02071200C	Fowls Not Cut In Pieces, Frozer	4,820	1,484	-
01292100	020820100	Meat & Edible Meat Offal Of Frogs Legs Fresh Or Chilled	23,761	18,759	-
01292200	02082020C	Meat & Edible Meat Offal Of Frogs Legs Froze	1,043,792	4,017,977	13,980
01299900	02089090C	Other Meat Of Frog:	10,349	2,632	-
41131200	020900200	Pig Fat Free Of Lean Meat & Poultryfat Salted, In Brine, Dried Or Sme	-	-	22,000
01689900	021090900	Edible Flours & Meals Other Than Salted Or In Brine	18,901	34,571	-
03411100	03011010C	Ornamental Fish Fry	184	3,218	-
03411200	03011091C	Marine Ornamental Fis	185,340	448,994	685
03411300	03011092C	Fresh Water Ornamental Fish (live	25,560	350,390	200
03411411	03019110C	Trout Fish Fry	4,298	8,447	-
03411419	03019190C	Trout Other Than Fish Fry	77,088	102,496	-
03411519	03019290C	Eels Other Than Fish Fry	175	875	-
03411619	03019390C	Carp Other Than Fish Fry	55	1,084	-
03411711	03019910C	Other Live Fish Fry	47,000	114,608	-
03411719	03019990C	Other Live Fish	13,913	30,517	-
03412100	03021100C	Trout Fresh Or Chillec	23,890	21,547	-
03412200	03021200C	Pacific Salmon Fresh Or Chillec	8,624	6,526	-
03412900	03021900C	Other Fish, Fresh Or Chillec	13,543,344	11,422,619	569,229
03413200	03022200C	Plaice Fresh Or Chillec	37,142	113,231	-
03413900	03022900C	Other Flat Fish, Fresh Or Chillec	3,642	1,279	-
03414200	03023200C	Yellowfin Tunas Fresh Or Chillec	152,264	151,755	-
03414300	03023300C	Skipjack Or Stripe-bellied Bonito Fresh Or Chille	4,285	4,320	-
03414900	03023900C	Other Tunas Fresh Or Chillec	43,375	155,842	1,272
03418200	03026300C	Coalfish Fresh Or Chillec	3,350	5,000	-
03418410	03026910C	Marine Fish Fresh Or Chillec	472,401	369,028	24,000
03418490	03026990C	Other Marine Fish Fresh Or Chillec	71,708	158,242	-
03421100	03031000C	Pacific Salmon Frozer	56,789	56,731	-
03421900	03032900C	Other Salmonidae Frozer	3,015,122	463,290	-
03422200	03033200C	Plaice Frozen	57,431	6,620	-
03422900	03033900C	Other Flat Fish Frozer	28,016	23,964	-
03423100	03034100C	Albacore Or Longfinned Tunas Froze	3,500	1,750	-
03423300	03034300C	Skipjack Or Stripe-bellied Bonito Froze:	352,609	221,337	-
03423900	03034900C	Other Tunas Fish Frozer	25,000	32,250	-
03428400	03037600C	Eels Frozen	59,460	29,350	-
03428610	03037910C	Marine Fish Frozen	2,740,369	1,141,009	5,200
03428690	03037990C	Other Than Marine Fish Frozer	549,945	293,160	-
03451100	03041010C	Fish Fillets Fresh Or Chillec	3,641	3,322	-
03451910	03041091C	Other Fish Fillets Of Marine Fish Fresh Or Chille	1,159	2,503	-
03451990	030410990	Other Fish Fillets Oth. Than Marinefish Fresh Or Chilled	9,068	12,770	-
03440000	03042000C	Frozen Fillets	2,486,290	8,107,429	-
03455100	03049010C	Other Fish Meat Of Marine Fis	1,931	3,815	-
03455900	03049090C	Oth Fish Meat Oth Than Marine Fis	204,477	155,665	-
03550000	03051000C	Fish Meal Fit For Human Consumption	172,825	137,963	-
03540900	03052090C	Livers & Roes Other Than Smokec	9,656	20,174	-

Tabel 21. Lanjutan
Table Continued

SITC	HS	Komoditi Commodity	Eksport/Export		Impor/
			Berat Bersih	Nilai FOB	Berat Bersih
			Net Weight (Kg)	FOB Value (US\$)	Net Weight (Kg)
(1)	(2)	(3)	(4)	(5)	(6)
03512000	030530000	Fish Fillets, Dried, Salted Or In Brine, But Not Smoked	7,878	10,197	-
03530490	03054900C	Other Than Salmon & Herring Smoke	59,530	39,691	-
03511000	030551000	Cod Dried (gadus Morhua, Gadus Ogacgadus Macrocephalus)	450	4,050	-
03513100	03055910C	Teri Fish Dried	617,592	1,214,592	79,361
03513300	03055930C	Shark Fins Dried	324,494	58,670	-
03513900	030559900	Other Dried Fished Whether Or Not Salted But Not Smoked	608,785	283,067	-
03529210	03056910C	Teri Fish Salted	22,800	87,694	1
03529900	03056990C	Other Fish, Salted But Not Dried Or Smoke	13,444	6,487	-
03619100	03061100C	Rock Lobsters & Other Sea Crawfish Froze	119,219	120,834	-
03619200	03061200C	Lobsters Frozen	16,540	251,840	-
03611000	03061300C	Shrimps And Prawns Frozer	15,026,094	116,657,519	282,415
03619300	03061400C	Crabs Frozen	111,273	292,378	-
03619911	03061910C	Crayfish Frozer	16,554	7,181	-
03619919	03061990C	Other Than Crayfish Frozer	120,730	396,349	-
03620211	030621100	Rock Lobster & Other Sea Crawfish In Airtight Container	1,980	4,000	-
03620219	030621900	Rock Lobster & Other Sea Crawfish Other Than In Airtight Container	1,762	2,025	-
03620221	03062210C	Lobster In Airtight Containe	310	1,550	-
03620229	03062290C	Lobster Oth. Than In Airtight Containe	49,973	98,057	-
03620231	03062310C	Shrimps And Prawns In Airtight Containe	15,695	34,596	-
03620239	030623900	Shrimps And Prawns Other Than In Airtight Container	1,027,551	679,006	-
03620241	03062410C	Crabs In Airtight Containe	161,530	2,586,141	-
03620249	03062490C	Crabs Other Than In Airtight Con	1,197,585	1,050,371	-
03620291	03062911C	Cray Fish In Airtight Containe	1,984	1,053	-
03620299	03062919C	Other Cray Fish	54,258	60,816	-
03620910	03062991C	Other Crustaceans In Airtight Containe	19,500	11,595	-
03620990	030629990	Other Crustaceans Other Than In Airtight Container	108,754	28,657	-
03631000	03071000C	Oysters Fit For Human Consumptio	84,402	103,156	750
03635100	03072100C	Scallops Live, Fresh Or Chille	8,940	12,749	-
03639110	03072910C	Scallops Frozer	24,730	18,825	-
03639190	03072990C	Scallops Other Than Frozer	5,955	3,144	-
03639290	03073990C	Mussels Other Than Frozer	25,488	13,279	-
03633100	03074100C	Cuttle Fish Live, Fresh Or Chille	1,272,631	781,645	-
03637110	03074910C	Cuttle Fish Frozen	1,864,996	1,625,452	-
03637910	03075910C	Octopus Frozer	243,291	60,115	-
01293000	03076000C	Snails, Other Than Sea Snail	285,930	167,673	-
03635900	03079100C	Live, Fresh Or Chilled Of Other Mollusc	224,396	465,196	-
03639940	03079940C	Jelly Fish Frozer	141,710	132,632	1,000
03639990	03079990C	Other Molluscs Frozer	154,408	218,685	-
02211000	040110000	Milk Of A Fat Content, By Weight, Not Exceeding 1 %	20,390	226,205	39,233
02212000	04012000C	Milk Of A Fat Content, By Weight 1-6 %	-	-	5,109
02221900	040210900	Milk & Cream Of Fat Lte. 1.5% Added Sugar In Pow'r Form in Pack 1+	-	-	6,216
02222119	040221190	Milk&cream Of Fat>1.5% Not Ad.sugarin Pow'r Form >=75kg not For Infan	-	-	47,250
02224000	040299000	Other Milk & Cream Added Sugar Or Other Sweetening Matter	-	-	71,136
02241000	040410000	Whey, Whether Or Not Concentrated/ Cont.added Sugar/oth sweetne Matter	-	-	16,500
02249000	040490000	Oth. Whey,whether/not Concentrated/cont.added Sugar/oth sweetne Matter	13,206	3,303	26,400
02300910	04051000C	Butter	6,080	6,300	34,320
02510100	04070011C	Bird Eggs Fresh For Hatchin	-	-	53,990
02510900	04070090C	Bird Eggs Other Than Fresl	524	524	-
02521900	04089100C	Other Than Egg Yolks Dried	10,656	4,543	-
02522900	04089900C	Other Than Egg Yolks Oth.than Drie	10,464	4,428	2,000
06160000	04090000C	Natural Honey	773	753	-
09892000	041000000	Edible Products Of Animal Origin, Not Elsewhere Specified/included	15,628	465,095	-
29192100	050210000	Pigs', Hogs' Or Boars' Bristles And Hair And Waste Thereof	-	-	11,500
26851190	05030090C	Other Horsehair And The Waste Put Up As Lav	7,003	11,018	-

Tabel
Table

21. Lanjutan
Continued

SITC	HS	Komoditi Commodity	Eksport/Export		Impor/
			Berat Bersih	Nilai FOB	Berat Bersih
			Net Weight (Kg)	FOB Value (US\$)	Net Weight (Kg)
(1)	(2)	(3)	(4)	(5)	(6)
29193190	050400900	Animal's Guts, Bladders And Stomach In Other Form	1,840	579	-
29195900	05059000C	Other Parts Of Bird:	-	-	2,177
29116190	05071090C	Ivory Other Than Powde	790	411	-
29116990	05079090C	Other Hooves	3,181	3,214	-
29115000	050800000	Coral And Similar Material, Unworkd Or Simply Prepared	7,500	3,000	-
29198000	051000000	Ambergis, Castoreum, Civet And Musk; Cantharides	91	35	-
29196000	051191000	Product Of Fish Or Crustaceans, Molluscs Or Other Aquatic Invertabrate	-	-	153
29199110	05119911C	Semen Of Swine, Goats And Shee	4,441	775	-
29199190	05119919C	Semen Of Other Swine, Goats & Shee	-	-	697
29199900	05119990C	Other Semen	1,817	15,115	44,766
29261100	060110000	Bulbs, Tubers, Tuberos Roots,comrsand Rhizomes, Dormant	143,846	94,233	-
29261290	06012090C	Other Bulbs	132,457	117,026	5
29269190	06021090C	Other Unrooted Cutting & Slips Of Rubber Wood	57,205	141,487	-
29269910	06029010C	Rubber Budwood	61	2,113	-
29269921	06029021C	Orchid Plants : Seedling:	14,400	4,166	-
29269935	06029029S	Live Plants : Phalaenopsi:	22	1,324	-
29269939	06029029S	Other Orchid Plant:	50,424	17,319	-
29269950	06029032C	Fresh Water Plants In Aquarium	935	57,749	-
29269990	06029090C	Other Plants Used In Aquarium	10,104	14,581	-
29271000	06031000C	Fresh Cut Flowers For Ornamental Purpose	116,855	167,416	-
29271900	060390000	Other Fresh Cut Flowers For Ornamental Purposes	140	168	-
29272110	06041010C	Moses And Lichens Fresl	44,002	12,323	-
29272190	06041090C	Moses And Lichens Other Than Fresl	40,617	76,875	-
29272990	06049900C	Oth Moses & Lichens Oth. Than Fresl	124,609	60,683	9,010
05410100	07011000C	Potatoses, Fresh Or Chilled Seec	143,069	51,789	25,000
05410900	07019000C	Potatoses, Fresh / Chilled Other Than Seec	18,068,777	3,877,799	76,050
05440000	07020000C	Tomatoes, Fresh Or Chilled	90,429	28,314	29,000
05451100	07031010C	Onions Fresh Or Chillec	1,516	45,025	15,000
05451200	07031020C	Shallots Fresh Or Chillec	2,064,077	675,704	3,590,611
05452100	07032000C	Garlic Fresh Or Chillec	22,591	3,020	7,074,305
05452900	07039000C	Leeks & Other Alliaceous Vegetable	184,829	42,094	-
05453100	070410000	Cauliflowers And Headed Broccoli Fresh Or Chilled	1,652,233	413,649	-
05453200	07042000C	Brussels Sprouts Fresh Or Chillec	193,696	135,582	-
05453910	07049010C	Cabbages Fresh Or Chillec	32,059,740	7,775,220	-
05453990	07049090C	Other Cabages Fresh Or Chillec	3,770,259	1,524,882	-
05454110	07051100C	Cabbage Lettuce (head Lettuce) Fresh Or Chille	19,967	2,026	-
05454190	07051900C	Other Lecttuce Fresh Or Chillec	26,406	2,464	-
05455100	07061000C	Carrots & Turnips Fresh / Chillec	383,645	118,428	-
05455900	070690000	Othersalad Beetroot Salsify, And Other Fresh Or Chilled	231,951	87,469	896
05456100	07070010C	Cucumbers Fresh Or Chillec	14,050	4,793	-
05456200	07070020C	Gherkins Fresh Or Chillec	49,796	14,386	-
05457100	07081000C	Peas (pisum Sativum) Fresh/chillec	15,183	3,600	66,000
05457900	07089000C	Other Leguminous Vegetables Fresh Or Chille	7,918	2,156	-
05459100	07091000C	Globe Artichockes Fresh Or Chillec	357,524	81,801	-
05459300	07093000C	Aubergines (egg-plants) Fresh Or Chille	26,792	7,795	-
05458100	07095100C	Mushrooms Fresh Or Chillec	-	-	2,249
05458200	07095200C	Truffles Fresh Or Chillec	3,991	2,056	-
05459600	070960000	Fruits Of The Genus Capsicum Or Of The Genus Pimenta Fresh Or Chilled	853,171	410,275	-
05459900	07099000C	Other Vegetables, Fresh Or Chilled Ne	24,790	28,678	-
05469100	07101000C	Potatoes Frozen	43,383	11,654	66,845
05469290	07102900C	Other Leguminous Vegetable Frozer	63,826	9,556	-
05461000	07104000C	Sweet Corn Frozen	17,910	2,306	-
05469800	07108000C	Other Vegetables Frozer	784,976	280,136	-
05469900	07109000C	Mixtures Of Vegetables Frozer	403,693	355,912	-
05470210	07112010C	Olives In Airtight Container	1,360	550	-
05470911	071190110	Fruits Of The Genus Capsicum / Of The Genus Pimenta In Airtight Con	3,152	472	-
05470991	071190910	Other Preserved Vegetables In Airtight Containers	141	53	-

Tabel
Table 21. Lanjutan
Continued

SITC	HS	Komoditi Commodity	Ekspor/Export		Impor/
			Berat Bersih	Nilai FOB	Berat Bersih
			Net Weight (Kg)	FOB Value (US\$)	Net Weight (Kg)
(1)	(2)	(3)	(4)	(5)	(6)
05470999	071190990	Other Preserved Vegetables Other Than In Airtight Containers	8,000	2,000	-
05612000	07122000C	Onions Dried	44,111	22,119	-
05619100	07129010C	Garlic Dried	30,240	26,457	3,505,041
05619900	07129090C	Other Vegetables Dried	241,920	92,232	17,920
05421000	07131000C	Peas (pisum Sativum) Dried	-	-	126,000
05423100	071331000	Beans Of The Species Vigna Mungo Hepper/ Vigna Radiata Wilczek Dried	-	-	573,736
05423900	07133900C	Kidney Beans	-	-	28,899
05425000	07135000C	Broad Beans & Horse Beans Dried	-	-	179,500
05481100	07141010C	Manioc Dried And Sliced	12,681	7,434	-
05481200	07141020C	Manioc In The Form Of Pellet:	8,362	2,753	-
05481900	07141090C	Manioc Other Form	16,755	4,272	-
05483200	07142000C	Sweet Potatoes	8,955,984	2,314,102	-
05483910	07149010C	Sago Pith	21,273	1,691	-
05483990	07149090C	Other Than Sago Pith	186,351	90,771	-
05771110	08011100C	Coconut Desiccated	6,330,272	3,963,494	11
05771120	08011910C	Coconut In Shell	318,203	26,374	39,539
05771190	08011990C	Other Coconut	1,509,344	732,533	-
05773200	08013200C	Cashew Nut Shelled	-	-	13
05774110	08021100C	Almonds In Shell Fresh Or Dried	273,680	137,923	-
05774120	08021200C	Almonds Shelled Fresh Or Dried	2,621	870	39
05775220	08022200C	Hazelnut / Filberts Shelled Fresh Or Dried	-	-	53
05776310	08023100C	Walnuts In Shell Fresh / Dried	-	-	9,050
05777100	08024010C	Chesnuts In Shell	-	-	2,782
05778100	08025010C	Pistachios In Shell	-	-	12,500
05779110	08029011C	Areca Nuts In Shell	13,152,453	4,115,834	-
05779120	08029012C	Areca Nuts Shelled	59,054,853	17,456,457	-
05779910	08029091C	Other Nuts In Shell	123,600	35,205	-
05779920	08029092C	Other Nuts Shelled	209,122	125,871	-
05730200	08030020C	Benanas, Including Plantains Dried	1,200	79	-
05796100	08041010C	Dates Fresh	68,602	18,238	313,680
05796200	08041020C	Dates Dried	1,345	721	4,819
05795000	08043000C	Pineapples Fresh Or Dried	2,154	1,717	-
05797400	08044000C	Avocados Fresh Or Dried	1,510	1,016	-
05797100	08045010C	Guavas Fresh Or Chilled	-	-	647,428
05797200	08045020C	Mangoes Fresh Or Chilled	30,035	20,399	12,316
05787300	08045030C	Mangoosteens Fresh Or Chilled	776,282	432,907	-
05711100	08051010C	Oranges Fresh	68,165	16,732	883,258
05711200	08051020C	Oranges Dried	14,610	3,517	18,522
05712110	08052011C	Mandarins Fresh:	4,629	664	639,880
05712910	08052091C	Mandarins Fresh:	24,824	7,558	15,300
05721100	08053010C	Lemons Fresh	711,962	202,950	969
05722200	08054020C	Grapefruit Dried	13,000	20,800	-
05729110	08059011C	Pomelos Fresh	2,042	2,200	142
05751000	08061000C	Grapes Fresh	15,000	7,245	375,596
05791110	08071100C	Watermelons Fresh	12,445	1,809	177
05791190	08071900C	Other Melons Fresh	82,972	26,952	20,944
05791200	08072000C	Papaws (papayas) Fresh	90	200	298,801
05740000	08081000C	Apples Fresh	3,115	1,726	3,846,501
05792000	08082000C	Pears And Quinces Fresh	95	105	1,825,763
05793100	08091000C	Apricots Fresh	109,100	40,075	-
05793200	08092000C	Cherries Fresh	2,204	6,440	87
05793300	08093000C	Peaches, including Nectarines Fresh	924	2,700	136
05793410	08094000C	Plums And Sloes Fresh	54,000	11,820	8,146
05794100	08101000C	Strawberries Fresh	11,672	5,352	-
05794200	081020000	Raspberries, blackberries, mulberries and Longanberries Fresh	-	-	37,915
05794300	081030000	Black, White Or Red Currants And And Gooseberries Fresh	2,986	387	-
05794400	081040000	Cranberries, Bilberries And Other Fruits Of The Genus Vaccinium Fresh	-	-	5,259
05798910	08105000C	Kiwifruit Fresh	4,800	379	16,508
05798110	08109011C	Aren Fruits Shelled Fresh	6,498	1,605	-
05798150	08109015C	Rambutan Fresh	409	284	-
05798190	08109019C	Other Tropical Fruits Fresh	860,611	492,933	261,828
05798900	08109090C	Other Fruits Fresh:	885,125	162,344	109,401
05831000	081110000	Strawberries Uncooked Or Cooked By Steaming Or Boiling Water	11,070	6,863	-

Tabel
Table 21. Lanjutan
Continued

SITC	HS	Komoditi Commodity	Ekspor/Export		Impor/
			Berat Bersih	Nilai FOB	Berat Bersih
			Net Weight (Kg)	FOB Value (US\$)	Net Weight (Kg)
(1)	(2)	(3)	(4)	(5)	(6)
05832000	08112000	Raspberries, Blackberries, Mulberrie	1,025	316	-
05839100	08119010C	Other Fruit And Nuts Containingadded Sug:	48,565	23,964	-
05821100	08121000C	Cherries Provisionally Preserve	36,000	10,800	-
05821900	08129000C	Other Fruit And Nut Provisionally Preserve	999,998	275,778	-
05799100	08131000C	Apricots Dried	22,693	11,719	-
05799410	08134010C	Tamarinds Dried	640,455	182,780	1,234,870
05799490	08134090C	Other Fruit Dried	737,482	432,679	-
05822900	081400900	Peel Of Citrus Fruit Or Melons Other Fresh, Frozen Or Dried	2,540	668	-
07111200	09011120C	Coffee,not Roasted Not Decaffeinatearabica Wi	25,908,906	49,181,941	35,035
07111300	09011130C	Coffee,not Roasted Not Decaffeinatearabica Oi	10,783,509	12,742,794	108,000
07111900	09011190C	Other Coffee,not Roasted Not Decaffeinate	3,246,069	4,559,013	-
07112200	09011220C	Coffee,not Roasted Decaffeinate Arabica Wi	18,000	31,500	-
07112300	09011230C	Coffee,not Roasted Decaffeinate Robusta Oi	150,980	111,165	-
07112900	09011290C	Other Coffee,not Roasted Decaffeinate	16,500	30,030	-
07120210	09012100C	Coffee Roasted Not Decaffeinate	28,678	69,402	-
07120221	09012210C	Coffee, Roasted Decaffeinate In Powder Form	131	316	17,189
07120229	09012290C	Other Coffee, Roasted Decaffeinate	16,500	29,040	-
07132000	09019000C	Other Coffee Roasted	47,619	51,236	-
07411100	09021010C	Green Tea Packing Lte. 3 Kg Lea	23,000	22,678	-
07411200	09021020C	Green Tea Packing Lte. 3 Kg Dus	90,000	41,097	10,900
07412100	09022010C	Oth Green Tea (not Fermented) Dus	47,421	32,595	-
07412200	09022020C	Oth Green Tea (not Fermented) Lea	613,386	635,547	-
07414100	09024010C	Other Black Tea (fermeted) Lea	88,431	66,088	-
07414200	09024020C	Other Black Tea (fermeted) Dus	14,843,599	13,476,861	334,850
07511100	09041110C	Pepper Neither Crushed Nor Ground Gree:	12,975	17,890	-
07511290	09041129C	Oth White Pepper, Neither Crushed Nor Groun	24,446	40,635	-
07511310	09041131C	Black Pepper, Neither Crushed Nor Groun	31,990	29,673	-
07511390	09041139C	Other Black Pepper, Neither Crushednor Groun	55,038	64,336	-
07513000	090420000	Fruits Of The Genus Capsicum Or The Genus Pimenta, Dried Or Crushed	59,796	44,061	612,661
07521100	09050010C	Vanilla Whole	349	6,030	75
07522100	090610000	Cinnamon & Cinnamon-tree Flowers Neither Crushed Nor Ground	13,467,056	7,667,450	12,000
07523000	09062000C	Cinnamon Crushed Or Groun	239,197	128,303	-
07524100	09070010C	Cloves	291,371	294,991	-
07524900	09070090C	Cloves (Whole Fruit Or Steam	199,430	153,543	-
07525110	09081010C	Nutmeg In Shell	236,647	160,800	17,994
07525120	09081020C	Nutmeg Shelled	150,477	214,858	-
07525200	09082000C	Mace	56,043	89,157	-
07525300	09083000C	Cardamoms	251,570	301,801	698
07526100	09091000C	Seeds Of Anise Or Badiar	344	176	17,509
07526200	09092000C	Seeds Of Coriander	-	-	455,816
07526500	09095000C	Seeds Of Fennel Or Juniper Berrie	-	-	44,520
07527100	09101010C	Ginger Fresh	2,453,530	755,334	-
07527900	09101090C	Ginger Other Than Fresh Or Dried	133,724	80,472	18
07528210	09102010C	Saffron Fresh	48	150	9,139
07528290	09102090C	Other Saffron	1,400	21	-
07529310	09103010C	Turmeric (curcuma) Fresh	96	26	-
07529390	09103090C	Other Turmeric (curcuma)	1,122	681	4,000
07529910	09109100C	Mixtures Of Spices	34,078	23,979	-
07529990	09109900C	Other Spices	80,465	52,305	270
04120110	10019011C	Wheat Seeds	2,992	395	-
04410000	10051000C	Maize (Corn) Seeds	356,099	116,591	-
04490000	10059000C	Maize (Corn) Other Seeds	930,375	119,755	149,477,531
04210000	10061000C	Rice In The Husk (paddy Or Rough	-	-	1,675,000
04220000	10062000C	Husked (brown) Rice	-	-	1,250,641
04231000	100630000	Semi-milled Or Wholly Milled Rice, Whether Or Not Polished Or Glazed	-	-	17,463,311
04232000	10064000C	Broken Rice	1,966	1,263	21,841,838
04599000	10089000C	Other Cereals	-	-	209,130
04610000	11010000C	Wheat Or Meslin Flour	-	-	37,725,675
04711000	11022000C	Maize (corn) Flour	-	-	11,000
04719200	11023000C	Rice Flour	-	-	140,980
04719900	11029000C	Other Cereral Flour	-	-	1,557,665
04620800	11031190C	Other Groats And Meals Of Whea	-	-	28,671
04721000	11031300C	Groats And Meals Of Maize (Corn	-	-	80,000
04722200	11031400C	Groats And Meals Of Rice	-	-	40
04722990	11031990C	Groats And Meals Of Other Cereal	-	-	578,800

Tabel
Table 21. Lanjutan
Continued

SITC	HS	Komoditi Commodity	Ekspor/Export		Impor/
			Berat Bersih	Nilai FOB	Berat Bersih
			Net Weight (Kg)	FOB Value (US\$)	Net Weight (Kg)
(1)	(2)	(3)	(4)	(5)	(6)
04813110	11041100C	Rolled Or Flaked Grains Of Barle	-	-	2,560
04813290	11041990C	Rolled/flaked Grains Of Oth Cereal	9,821	6,468	-
04814230	11042300C	Other Worked Grains Of Maize (corn)	15,000	3,675	9,400
05641000	11051000C	Flour, Meal And Powde:	-	-	31,318
05648000	11063000C	Flour And Meal Of The Products Of Chapter	16,178	20,453	-
59212000	11081200C	Maize (corn) Starcl	-	-	1,022,120
59213000	11081300C	Potato Starcl	-	-	41,000
59214000	11081400C	Manioc (cassava) Starcl	2,455,333	687,963	-
59215000	11081900C	Other Starches	16,731	2,400	106,305
59217000	11090000C	Wheat Gluten, Whether Or Not Dried	-	-	298,000
22220100	12010010C	Soya Beans, Whether Or Not Brokenyellow	-	-	8,686,475
22220900	12010090C	Other Soya Beans Whether Or Not Broke	26,000	3,632	30,135,000
22211000	120210000	Ground-nuts, Not Roasted/otherwhisecooked In Shell	1,450	7,200	-
22212000	120220000	Ground-nuts, Not Roasted/otherwhisecooked	47,010	6,649	2,329,246
		Shelled whether / Not Broke			
22310000	12030000C	Copra.	6,697,262	588,373	-
22240000	12060000C	Sunflower Seeds, Whether Or Not Broke	-	-	2,596,160
22320000	12071000C	Palm Nuts And Kernel:	14,130	16,940	-
22230000	12072000C	Cotton Seeds	6,850	5,263	-
22250000	12074000C	Sesamum Seeds	19,260	4,757	22,140
22370100	12079100C	Poppy Seeds	12,558	3,366	-
22370900	120799000	Other Oil Seeds And Oleaginous Fruit, Whether Or Not Broken Nes	1,419,554	767,020	24,000
22390900	12089000C	Flour And Meals Of Oil Seed:	1,067	930	-
29251000	12091100C	Sugar Beet Seed	34,004	26,160	-
29253000	120930000	Seeds Of Herbaceous Plants Cultivatted Principally For Their Flowers	299,339	962,304	-
29254910	12099100C	Vegetable Seeds	9,648	6,400	27,000
29259000	120999000	Other Seeds, Fruit And Spores Of A Kind Used For Sowing, Nes	992	124,779	83
05484100	121010000	Hop Cones, Neither Ground Nor Pow- Derred Nor In The Form Of Pellets	-	-	225,000
29241000	12111000C	Liquorice Roots	375	145	-
29249110	12119011C	Vetiver Roots	32,576	6,347	-
29249120	12119012C	Garro Wood	978	5,921	-
29249150	12119015C	Patchouli Leaf, Including Stalk Andtwi	47,893	15,337	-
29249190	12119019C	Other Plants For Perfumer	375,041	82,063	3,000
29249210	12119021C	Temulawak	1,388	922	-
29249220	12119022C	Cubeb Pepper	5,120	11,728	-
29249249	121190249	Cinchona Bark, Containing By Weight Lt. 3 % Of Cinchona	11,276	5,040	-
29249290	12119029C	Other Plant Used Pharmac	85,057	22,844	6,508
29249390	12119039C	Other Plant Used For Insecticida	76,157	15,450	-
05489100	12121000C	Locust Bean, Including Locust Bean Seed	99,500	10,526	-
29297100	12122010C	Seaweeds	60,140	34,902	-
05488000	12129200C	Sugar Cane	1,324	553	-
05489910	12129910C	Emping Melinj	168,026	84,474	-
05489990	12129990C	Other Locust Bear	-	-	7,889
08113900	121490900	Other Swedes, Mangolp, Fudder Roots Etc In Other Form	35,501	8,852	-
29221000	13011000C	Lac	28,000	3,060	-
29222000	13012000C	Gum Arabic	742	425	172,550
29229100	13019010C	Gum	327,640	238,105	1,920
29229240	13019024C	Resin Of Pine	779,489	297,189	-
29229290	13019029C	Other Resin	1,285,230	274,301	439
29229900	13019090C	Other Lac	864,954	1,472,437	21,038
29294119	13021190C	Other Opium	24,000	22,500	-
29294190	13021900C	Other Vegetable Saps And Extract	-	-	100
29295000	13022000C	Pectic Substances, Pectinates And Pectate	-	-	300
29296100	13023100C	Agar-aga	104,500	634,167	89,000
29296200	130232000	Mucilages & Thickeners, Whether Or Not Moif. Derv. From Locust Beans	30,000	33,261	3,000
29296900	13023900C	Other Mucilages & Thickener:	-	-	38,994
29231000	14011000C	Bamboos	18,482	7,888	108,219
29232100	140120100	Rattan Mixed, Roughly Rubbed, Un Washed, Smoked Or Sunbured	1,300	1,300	-
29232500	140120500	Round Rattan, Fine Polished Of A Kind Used Primarily For Plaitino	35,266	56,310	7,308

Tabel 21. Lanjutan
Table Continued

SITC	HS	Komoditi Commodity	Eksport/Export		Impor/
			Berat Bersih	Nilai FOB	Berat Bersih
			Net Weight (Kg)	FOB Value (US\$)	Net Weight (Kg)
(1)	(2)	(3)	(4)	(5)	(6)
29232600	140120600	Rattan Cores Of A Kind Used Primarily For Plaiting	24,000	13,200	-
29232900	140120900	Rattans Other Than Split, Washed	109,547	53,588	-
29239290	140190290	Kumpai Other Prossesed	12,188	1,130	-
29239900	140190900	Other Than Kumpai Or Attap	2,721	1,973	-
29292110	140210000	Kapok	31,307	32,294	-
29292900	140290000	Other Vegetable Materials Of A Kind Used Primarily As A Stuffing	-	-	52,000
29293100	140310000	Broomcorn (sorghum Vulgare Var. Technicum)	262,617	38,075	-
29293900	140390000	Other Vegetable Materials Of A Kind Used Primarily In Brooms	13,312,122	2,407,641	83
29299130	140410300	Gambir	3,472,875	3,263,720	-
29299190	140410900	Other Raw Veg. Matrl. Used In Dyeing Or Tanning	469,442	235,885	776
29299910	140490100	Iles-iles(amorphopallus Variabilis)	2,384	2,162	-
29299990	140490900	Other Vegetable Product:	247,358	117,278	-
41111100	150410100	Cod Liver Oil	7,650	43,032	75,597
41111900	150410900	Other Fish Liver Oil:	1,600,000	440,250	10,547
41112000	150420000	Fats And Oils And Their Fractions, Of Fish Other Than Liver Oils	350,000	129,000	1,953,734
41113000	150430000	Fats And Oils And Their Fractions, Of Marine Mammals	-	-	7,986
41139000	150600000	Other Animal Fats & Oils & Their Fractions, Not Chemically Modified	15,000	7,525	45,000
42119100	150790100	Neutralized And Bleached	-	-	380
42149000	151000000	Other Oils And Their Fractions, Obtained Solely From Olives	9,122,451	3,611,212	-
42221000	151110000	Crude Palm Oil	731,093,224	267,110,355	-
42229000	151190000	Other Palm Oil	1,394,182,372	561,888,470	3,079,451
42129000	151229000	Other Sun Flower & Cotton Seed Oil	1,500,000	544,500	-
42231000	151311000	Crude Oil Of Copra	9,715,672	4,381,606	-
42239000	151319000	Other Copra Oil	42,490,956	21,125,981	20,000
42241000	151321000	Crude Oil Of Palm Kerne	231,346,949	92,187,140	-
42249000	151329000	Other Palm Kernel Oil	60,852,268	26,526,628	-
42179900	151490900	Other Rape, Colza, Etc	250,000	63,750	-
42169000	151529000	Other Maize Oil	1,503	875	-
42250000	151530000	Castor Oil And Its Fraction	-	-	26,000
42299990	151590900	Other Fixed Vegetable Fats & Oil	12,266	50,526	5,184
43122100	151620100	Vegetable Fats & Oil >= 10 Kg	28,880,616	15,637,017	2,269
09101100	151710100	Margarine, Excl. Liquid Margarine In Airtight Containers	900,000	285,500	-
09101900	151710900	Margarine, Excl. Liquid Margarine In Other Container	29,501,358	11,115,846	555,555
09109100	151790100	Imitation Ghee	2,424,400	634,483	-
09109910	151790910	Other Edible Mixture Of Vegetable Origin	14,330,162	6,874,973	33,440
09109930	151790930	Edible Mixture Of Mixed Vegetable And Animal Origin	-	-	100
43110190	151800190	Other Chemically Modified Of Animal Or Vegetable Oil	-	-	432
43110910	151800910	Mixture Of Vegetable Origin	-	-	678,225
43110920	151800920	Mixture Of Animal Origin	-	-	456
51222100	152000000	Glycerol, Crude; Glycerol Waters And Glycerol Lyes	414,550	280,063	-
43133000	152200000	Degras; Residues Resulting From The Treatment Fatty Substances	3,976,305	699,704	409,800
01720100	160100100	Sausages & Similar Products, of Meat fresh, Chilled Or Frozen	550,000	295,648	-
01720900	160100900	Other Sausages And Similar Products Of Meat, Meat Offal Or Blood	400,000	162,000	2,844
03712200	160413100	Sardines, Sardinella And Brisling Or Sprats In Airtight Containers	-	-	24,268
03714000	160415000	Mackerel Prepared Or Preserved	-	-	81,857
03716000	160420000	Other Prepared Or Preserved Fish	-	-	17,991
03721110	160510100	Crab In Airtight Container	40,766	460,271	-
03721200	160520000	Shrimps And Prawns Prepared Or Pre Serve	13,320	71,240	-
03722100	160590100	Other Aquatic Invertebrates In Airtight Containers	106,199	156,975	-
03722900	160590900	Other Aquatic Invertebrates In Other Container	8,200	16,175	-
06111000	170111000	Cane Sugar	14,147	19,201	-

Tabel 21. Lanjutan
Table Continued

SITC	HS	Komoditi Commodity	Ekspor/Export		Impor/
			Berat Bersih	Nilai FOB	Berat Bersih
			Net Weight (Kg)	FOB Value (US\$)	Net Weight (Kg)
(1)	(2)	(3)	(4)	(5)	(6)
06112000	17011200C	Beet Sugar	-	-	750,000
06129191	170199191	Other Raw Sugar Refined White For Pharmaceutical Industry	-	-	6,105,500
06129199	170199199	Other Raw Sugar Refined White For Other Purpose	-	-	1,290,900
06191190	170219100	Oth. Kinds Of Lactose/lactose Syrup Not Added Flavouring for Industry	-	-	18,000
06199900	17029090C	Other Invert Sugar	67,852	6,830	38,570
06151000	17031000C	Cane Molasses	12,200,000	610,000	20,280
06159000	17039000C	Other Molasses	-	-	38,000
06221000	17041000C	Chewing Gum, Whether Or Not Sugar Coated	598,549	772,922	5,014
06229110	17049011C	Medicated Sweets	29,297	31,573	-
06229120	17049012C	Not Medicated Sweets	2,574,338	4,925,818	180,606
06229930	170490930	Raw Material For Cake Layer Cont. Sugar In Packing Of 7 Kg Net / More	6,750	10,035	-
06229990	17049099C	Other Confectionary Sugar	36,890	64,341	30,000
07210000	18010000C	Cocoa Beans, Whole Or Broken, Raw Or Roasted	25,797,851	36,937,451	-
07250000	180200000	Cocoa Shells, husks, skins And Other Cocoa Waste	263,329	66,646	-
07232000	18032000C	Cocoa Paste Wholly/partly Defatted	1,120,000	2,090,781	-
07240000	18040000C	Cocoa Butter, Fat And Oil	3,504,887	4,808,747	98
07220000	180500000	Cocoa Powder, Not Containing Added Sugar / Other Sweetening Matter	347,250	566,893	-
07310000	180610000	Cocoa Powder, Containing Added Sugar / Other Sweetening Matter	15	64	6,625
07330100	18063100C	Oth Chocolate In Blocks, slabs/bars Filled	65	185	-
07330200	18063200C	Oth Chocolate In Blocks, slabs/bars Not Filled	333,024	1,002,938	383,304
09893000	190110000	Prep. Malt Extract For Infant Use, Put Up For Retail Sale	50,219	9,417	-
09894100	19019010C	Malt Extract	12,312	4,183	682
09894210	19019021C	Kerupuk Of Shrimp	567	366	-
09894290	19019029C	Other Kerupuk	375,531	163,715	22,868
09894990	19019099C	Oth Malt Extract In Other Packing	2,087	2,833	7,720
04830190	19021190C	Other Paste Containing Egg	9,210	8,710	-
04830920	19021920C	Bean Vermicelli (tang Hoon)	-	-	21,825
04830990	19021990C	Other Paste Not Containing Egg	232,972	202,938	-
05645190	19030019C	Flakes, Siftings Tapioca	40,000	10,469	-
05645900	19030090C	Other Substitutes Of Tapioca	3,975,613	1,209,532	-
04811000	190410000	Prepared Foods Obtained By The Swelling Or Roasting	-	-	8,717
04811910	190420000	Prepared Foods Obtained From Un Roasted Cereal	-	-	36,000
04812000	19049000C	Other Prepared Foods	76,780	34,353	24,720
04841100	19051000C	Crispbread	118,898	70,728	47,160
04842210	19053010C	Sweet Biscuits	166,124	146,089	237,104
04842290	19053090C	Wafers And Other Sweet Biscuit	46,689	29,940	630,795
04849100	190590100	Bread, Ships' Biscuits & Oth Ordnr. bakers Wares Not Cont. Added Sugar	-	-	28
04849300	19059030C	Unsweetened Biscuits	-	-	70,776
04849900	19059090C	Other Bread Or Pastry	11,690	14,423	486,019
05671190	20011090C	Cucumbers And Gherkins In Other Containers	201,600	190,753	-
05671210	200120100	Onions Prepared And Preserved By Vinegar In Airtight Container	-	-	100,000
05671290	20012090C	Onions In Other Containers	201,600	239,904	-
05673110	200290110	Tomato Puree, Tomato Paste In Airtight Containers	-	-	18,769
05674110	20031010C	Mushrooms In Airtight Container	9,302	14,250	-
05674190	20031090C	Mushrooms In Other Containers	-	-	2,170
05661000	200410000	Potatoes Prepared Or Preserved Oth.wise Than By Vihegar Frozen	-	-	107,331
05669190	20049019C	Oth. Vegetable Prepared In Airtightfroze	-	-	10,432
05669900	200490900	Oth. Vegetable Prepared In Other Container Frozen	41,000	41,890	-
05676000	200520000	Potatoes Prepared Or Preserved Oth.wise Than By Vihegar, Not Frozen	-	-	19,668
05679400	200540000	Peas (pisum Sativum) Prepared / Preserved Not By Vihegar, Not Frozen	-	-	8,593
05679900	200590000	Other Vegetables & Mixtures, Prepared Not By Vihegar, Not Frozen	629	324	-

Tabel 21. Lanjutan
Table Continued

SITC	HS	Komoditi Commodity	Eksport/Export		Impor/
			Berat Bersih	Nilai FOB	Berat Bersih
			Net Weight (Kg)	FOB Value (US\$)	Net Weight (Kg)
(1)	(2)	(3)	(4)	(5)	(6)
06210000	200600000	Fruit,nuts,fruit-peel & Oth. Parts Of Plants, Preserved By Sugar	66,000	26,589	-
09813000	200710000	Homogenised Preparation	-	-	8,260
05810999	200799900	Oth. Fruit Being Cooked Preparation	56,886	19,908	24
05892110	200811100	Roasted Ground-nut Otherwise Prepared Or Preserved	61,764	45,309	-
05892900	200819000	Other Ground-nut, Including Mixtureprepared Or Preserved	8,155	7,774	-
05893110	200820300	Pineapples In Syrup And In Airtight Container	218,783	45,182	-
05893900	200820900	Pineapples Otherwise Preserved	789,625	354,336	-
05895700	200870000	Peaches Prepared Or Preserved	-	-	2,557
05897000	200892000	Mixtures Non-alcoholic Preparation	72,647	43,493	-
05896990	200899000	Other Non-alcoholic Preparation	28,416	12,567	314,115
05910999	200919990	Orange Juice In Other Packing	12,800	26,763	1,260
05920100	200920100	Grapefruit Juice Ready For Consump.without Dilution	-	-	68,986
05920990	200920990	Grapefruit Juice Not For Ret. Sale	-	-	17,409
05930100	200930100	Juice Of Any Oth Single Citr. Fruitready For Consump. Without Dilution	10,000	12,520	-
05930910	200930910	Juice Of Any Oth Single Citr. Fruitput Up For Retail Sale	-	-	3,777
05930990	200930990	Juice Of Any Oth Single Citr. Fruitnot For Retail Sale	-	-	838
05991990	200940990	Pineapple Juice Not For Retail Sale	363,499	380,706	392
05992910	200950910	Tomato Juice Put Up For Retail Sale	-	-	10,737
05993100	200960100	Grape Juice Ready For Consump. Without Dilution	-	-	4,372
05994990	200970990	Apple Juice Not For Retail Sale	-	-	250
05995100	200980100	Juice Of Any Other Fruit/vegetable Ready For Consump. Without Dilution	1,188,822	746,168	6,927
05995910	200980910	Juice Of Any Other Fruit/vegetable Put Up For Retail Sale	12,875	4,548	10,944
05995990	200980990	Juice Of Any Other Fruit/vegetable Not For Retail Sale	1,114	166	15,832
05996910	200990910	Mixtures Of Juice Requiring Dilution Put Up For Retail Sale	1,980	942	-
05996990	200990990	Mixtures Of Juice Requiring Dilution Not For Retail Sale	4,223	5,011	-
07131100	210111000	Extracts, Essences And Concentrates Of Coffee	916,364	5,394,690	-
07131200	210112000	Preparations With A Basis Of Extracts, Basis Of Coffee	306,072	864,298	-
07432000	210120000	Extracts, Essences & Concentrates, Of Material	2	9	-
09860100	210210000	Active Yeasts	-	-	142,650
09860210	210220100	Inactive Yeasts	1,454	355	309,400
09841100	210310100	Soya Sauce Sweet	13,602	53,187	13,270
09841900	210310900	Other Soya Sauces	-	-	9,639
09842900	210320900	Other Sauces Of Tomato	-	-	1,116
09849120	210390300	Mayonnaise	10,330	7,368	-
09849230	210390400	Tauco	2,933	1,158	-
09849900	210390900	Other Sauces & Preparation There Of	40,516	94,168	34,089
09850900	210410900	Other Soups & Broths	16,599	6,414	-
09899100	210610000	Protein Concentrates And Textured Protein Substances	-	-	15,316
09899910	210690100	Autolysed Yeast Preparation	49,778	28,351	36,000
09899921	210690210	Non-alcoholic Preparations Use For Making Beverages In Packings >=25 Kg	-	-	4,323,484
09899929	210690299	Other Non-alcoholic Preparations Use For Making Beverages	1,797	7,471	590
09899990	210690900	Other Food Preparation N.e.	500	2,545	5,250
11101100	220110000	Mineral Waters And Aerated Water	6,000	748	-
11101990	220190900	Other Mineral Waters	232	210	-
11102100	220210000	Waters, Including Mineral Waters And Aerated	-	-	8,244
11102900	220290000	Other Mineral Water Containing Added Sugar	257	34	6,383,059
51216000	220720000	Ethyl Alcohol And Other Spirits, Denatured, Of Any Strength	54,510	29,436	-
11242000	220820000	Spirits Obtained By Distilling Grape Wine Or Grape Marc	13,383	16,498	-
09844000	220900000	Vinegar And Substitutes For Vinegar Obtained From Acetic Acid	77,750	7,860	-

Tabel
Table 21. Lanjutan
Continued

SITC	HS	Komoditi Commodity	Ekspor/Export		Impor/
			Berat Bersih	Nilai FOB	Berat Bersih
			Net Weight (Kg)	FOB Value (US\$)	Net Weight (Kg)
(1)	(2)	(3)	(4)	(5)	(6)
08141900	23011090C	Pellet Of Meat: Greaves Etc	-	-	367,252
08142100	23012010C	Fish Meal	40,000	19,800	8,617,785
08142900	23012090C	Other Flour Of Fish	76,550	57,491	884,087
08124000	23021000C	Bran, Sharps And Other Residues Of Maize (corr	37,000	2,960	111,635
08125100	23022010C	Bran Of Rice	-	-	2,477,750
08125900	23022090C	Other Residues Of Rice	26,270	2,101	50,400
08126000	23023000C	Bran & Other Residues Of Whea	-	-	2,103,290
08151900	230310900	Residues Of Starch Mfc. Of Oth Thanmanioc Or Sago	-	-	10,704,753
08131000	230400000	Oil-cake & Oth Solid Res. Resultingfrom The Extract Of Sova Bean Oil	-	-	135,804,495
08133000	230610000	Oil-cake And Other Solid Residues Of Cotton Seeds	5,025,000	323,247	-
08136000	230640000	Oil-cake And Other Solid Residues Of Rape Or Colza Seeds	-	-	2,698,753
08137100	230650100	Oil-cake And Other Solid Residues Of Coconut / Copra Coconut A	5,250	3,454	-
08137200	230650200	Oil-cake And Other Solid Residues Of Coconut / Copra Coconut B	47,948,100	5,145,421	-
08138000	230660000	Oil-cake And Other Solid Residues Of Palm Nuts / Kernels	460,921,063	22,108,098	-
08139910	230670000	Oil-cake And Other Residues Of Maize (corn) Germ	-	-	2,533,971
08139990	23069000C	Other Oil-cake And Other Residue	2,066,750	195,096	6,986,777
08119900	23089000C	Other Vegetable Waste Used In Animal Feedin	254,041	31,490	81,697
08195000	23091000C	Dog Or Cat Food, Put Up For Retail Sal	20,000	15,150	178
08199212	230990912	Complete Feed Fow Swine	20,742	63,232	50,369
08199214	230990914	Milk Replacer Used For Baby Anima	-	-	94,510
08199216	230990916	Shrimp Fry Feed In Packing Of Net Weight Lt. 1 K	-	-	3,888
08199219	230990919	Other Complete Feed Used For Anima	-	-	171,832
08199222	230990922	Feed Supplement Containing Antibio Tic Preparations, Used For Animal	-	-	5,154
08199223	230990923	Feed Supplement For Shrimpr	2,857,720	1,941,260	4,457,849
08199229	230990929	Other Feed Supplement Used For Ani Ma	-	-	2,084,554
08199217	230990991	Meat Bone Meal And Hydrolised Fea Ther Mea	58,920	5,700	42,680,628
08199218	230990999	Other Preparations Of A Kind Used In Animal Feeding	20,000	14,000	667,442
12110100	240110100	Tobacco, Not Stemmed/stripped Virginia Type Flue Cured	19,057	14,561	-
12110900	240110900	Tobacco, Not Stemmed/stripped Of Other Than Virginia	1,930,542	2,248,282	-
12120100	240120100	Tabacco, Partly Or Wholly Stemmed/ Stripped Virginia Type Flue Cured	-	-	96,800
12120900	240120900	Tabacco, Partly Or Wholly Stemmed/ Stripped Of Other Than Virginia	219,248	341,538	91,980
12220900	24022090C	Other Cigarettes	12,071,468	39,284,240	-
12231000	24029000C	Other Cigar/cigarettes Of Tobacco Substitut	-	-	2,700
12232200	24031020C	Sliced Tobacco Of Smoking Tobacc	189	674	-
27830200	25010020C	Salt In Bulk, Containing Na.cl Min	-	-	62,240,000
27830900	25010090C	Other Salt	-	-	10,000,005
27420000	25020000C	Unroasted Iron Pyrite:	-	-	251
27411100	250300000	Sulphur Of All Kinds, Other Than Sublimed Sulphur	2,400	888	9,185,860
27822100	25041000C	Natural Graphite In Powder/in Flak	-	-	2,107
27822900	25049000C	Natural Graphite In Other Form	-	-	397
27331000	25051000C	Silica Sands And Quartz Sand	-	-	36,048,990
27339000	25059000C	Other Natural Sand:	2,435,950	16,327	23,836
27851100	25061000C	Quartz	-	-	20,000
27851290	25062900C	Other Quartzite	-	-	394,000
27826100	25070010C	Kaolin (china Clay	-	-	669,733
27826900	25070090C	Other Kaolin	-	-	176,800
27827000	25081000C	Bentonite	-	-	6,124,085
27829100	25082010C	Fuller's Earth:	114,000	25,943	102,260
27829300	25083000C	Fire-clay	-	-	1,080,956
27829400	25084000C	Other Clays	40,000	2,800	170,160
27231000	25101000C	Natural Calcium Phosphates Ungroun	-	-	94,200,000
27232000	25102000C	Natural Calcium Phosphates Groun	-	-	87,906,900
27892100	25111000C	Natural Barium Sulphate (barvtes	-	-	1,930,499
27895000	25120000C	Siliceous Fossil Meals & Similar:	-	-	11,964

Tabel 21. Lanjutan
Table Continued

SITC	HS	Komoditi Commodity	Ekspor/Export		Impor/
			Berat Bersih	Nilai FOB	Berat Bersih
			Net Weight (Kg)	FOB Value (US\$)	Net Weight (Kg)
(1)	(2)	(3)	(4)	(5)	(6)
27722100	251311000	Crude/in Irregular Pieces,includingcrushed Pumice ("Rimskieš")	64,800	4,320	-
27729100	251319000	Other Pumise Stone	-	-	219,922
27729900	251320000	Emery, Natural Corundum, Natural Garnet And Other Natural Abrasive:	1,250,000	45,334	1,426
27312121	251512100	Merely Cut Marble	-	-	2,806,882
27313121	251612100	Granit, Merely Cut, By Sawing Or Otherwise Into Slab	-	-	29,942
27313200	251622000	Sandstone Merely Cut	-	-	426
27340100	251710000	Pebbles, Gravel, Broken Or Crushed Ston	180	184	300,000
27340490	251749000	Granules, chippings & Powder Of Other Pebblk	-	-	2,373
27823100	251810000	Dolomite Not Calcined	23,000	405	-
27823200	251820000	Calcined Dolomite	47,000	1,387	1,455,774
27825000	251990000	Other Natural Magnesium Carbonat	-	-	1,849,626
27323000	252010000	Gypsum; Anhydrit	-	-	611,332
27324000	252020000	Plasters	-	-	5,250,366
66112000	252220000	Slaked Lime	-	-	2,518,000
66121000	252310000	Cement Clinker	33,343,558	657,764	166,400
66122210	252321000	White Cement, Of Portland Cemen	-	-	773,889
66122291	252329100	Portland Cement Type I	-	-	31,375,350
66122299	252329900	Other Portland Cement:	-	-	1
66123000	252330000	Aluminous Cement ("ciment Fondu'	-	-	130,785
27840000	252400000	Asbestos.	-	-	3,309,000
27852100	252510000	Crude Mica And Mica Rifted Into Sheets Or Splittings	-	-	738
27852200	252520000	Mica Powder	-	-	83,275
27893100	252610000	Natural Steative Not Crushed, Not Powdere	-	-	509,890
27893200	252620000	Natural Steative Crushed Or Powder	-	-	6,043,394
27853100	252910000	Felspar	-	-	2,522,953
27854100	252921000	Fluorspar Containing By W/ Lte. 97 %	-	-	1,331
27898000	253010000	Vermiculite, Perlite And Chlorites,unexpande	-	-	5,114
27899210	253020100	Kieserite	-	-	38,356,814
27899400	253040000	Natural Micaceous Iron Oxide	-	-	52,000
27899900	253090000	Other Mineral Substance:	-	-	1,320,000
28770000	260200000	Manganese Ores & Concentrates, Witha Manganese Center >= 20%	1,249	350	-
28410000	260400000	Nickel Ores And Concentrates	60,374,200	1,126,280	226
28791000	261000000	Chromium Ores And Concentrates	-	-	50,000
28783000	261400000	Titanium Ores And Concentrates	-	-	60,641
28784000	261510000	Zirconium Ores And Concentrate	-	-	23,000
28810190	262019000	Ash & Residues Of Oth. Zinc Spelte	92,120	9,528	-
28810911	262090000	Other Ash And Residue:	35,725	3,590	-
32121000	270112000	Bituminous Coal	400,907,112	9,444,191	-
32122000	270119000	Other Coal	-	-	918,146
32230000	270300000	Peat (including Peat Litter), Whe Ther Or Not Aspelomeraser	3,828	82	-
32500000	270400000	Coke And Semi-coke Of Coal, Of Lig Nite Or Of Peat	5,000	1,316	1,878,760
33523000	270720000	Toluole	-	-	1
33525400	270740000	Naphthalene	-	-	1,413
33525500	270750000	Other Aromatic Hydrocarbon Mixtures>=65% By Vol. Distils At 250 C	-	-	208,144
33525600	270760000	Phenols	-	-	1,200,349
33525991	270799100	Aromatic Rubber Processing Oi	-	-	1,101,281
33525999	270799900	Other Aromatic Rubbe	-	-	127,100
33531000	270810000	Pitch	-	-	18,052,191
33532000	270820000	Pitch Coke	-	-	20,738,000
33429100	271000100	Petroleum, Partly Refined,includingtopped Crude	-	-	93,863
33411100	271000210	Aviation Spirit	-	-	35,280
33419900	271000290	Other Motor Spirit	-	-	296,857
33421100	271000300	Kerosene, Other Than Kerosene Jet Fuel Typ	-	-	8,085
33430000	271000600	Distillate Fuel Oils	-	-	17,638
33450910	271000910	Lubricating Oil Without Additiv	-	-	20,580
33450920	271000920	Liquid Lubricant Preparatio:	-	-	1,341,745
33450930	271000930	Solid & Semi Solid Lubricant Pre - Paratio	-	-	143,120
33450950	271000950	Transformer Oil	-	-	72,533
33450960	271000960	Propylene Tetrame:	-	-	25,041
33450990	271000990	Other Petroleum Oi	-	-	1,357,435
33511000	271210000	Petroleum Jelly	-	-	28,000

Tabel 21. Lanjutan
Table Continued

SITC	HS	Komoditi Commodity	Eksport/Export		Impor/
			Berat Bersih	Nilai FOB	Berat Bersih
			Net Weight (Kg)	FOB Value (US\$)	Net Weight (Kg)
(1)	(2)	(3)	(4)	(5)	(6)
33512910	27129010C	Paraffin Wax	-	-	1.101,49C
33512990	27129090C	Other Petroleum Jelly	-	-	56,020
33542110	27131100C	Petroleum Coke Not Calcinec	-	-	1,596
33542120	27131200C	Petroleum Coke Calcinec	-	-	26,970,64C
33541200	27132000C	Petroleum Bitumen	-	-	4,273,779
33541900	271390000	Oth Residues Of Petroleum Oils / Ofoils Obtained From Bituminous Min	-	-	511,632
27896000	27141000C	Bituminous/oil Shale And Tar Sand	-	-	20,000
27897000	27149000C	Other Natural Bitumen & Aspal	7.152,441	3.036,965	8,848,788
33543000	27150000C	Bituminous Mixtures	-	-	87,346
52224000	28011000C	Chlorine	42,805	84,010	-
52226000	280200000	Sulphur, Sublimed Or Precipitated; Colloidal Sulphur	-	-	6,663
52210110	28030011C	Acetylene Black	237	53	435,689
52210190	28030019C	Other Carbon Black	-	-	2,986,84C
52210900	28030090C	Other Carbor	-	-	883,233
52221290	28042900C	Other Rares Gase:	-	-	3,980
52223610	28046100C	Silicon Containing Bv W/ > 99,99 % Of Silico	-	-	19,329
52223690	28046900C	Silicon Containing Bv W/ Lte. 99,99 % of Silico	-	-	28,885
52222700	28047000C	Phosphorus	-	-	8,000
52228190	28051900C	Other Alkali Metals	2,382	251	59,113
52229210	28052100C	Calcium	-	-	38,248
52233000	28080000C	Nitric Acid; Sulphonitric Acids	6,664	171,087	1,368,464
52234100	28091000C	Diphosphorus Pentaoxide	-	-	9,000
52234210	28092010C	Meta,ortho & Pyro Phosphoric Acid	-	-	2,666,732
52234290	28092090C	Other Phosphoric Acid	9,239	38,188	-
52235000	28100000C	Oxides Of Boron; Boric Acids	-	-	373,905
52237100	28112210C	Silica Powder Precipitated Dehy - Drate	-	-	391,607
52237900	28112290C	Other Silicon Dioxide	-	-	589
52238000	28112300C	Sulphur Dioxide	-	-	12,744
52239900	28112900C	Other In Organic Oxyge	12,201	30,300	124,000
52241900	28129000C	Other Halide Oxide Of Non Meta	1,200	3,000	-
52242900	281390000	Other Sulphide Of Non Metal;commer-cial Phosphorus Trisulphides	-	-	43,200
52261200	28142000C	Ammonia In Aqueous Solution	-	-	42,013
52262000	28151100C	Sodium Hydroxide Solic	-	-	415,677
52263000	28151200C	Sodium Hydroxide In Aqueous Solutio	500,000	68,750	19,514
52264200	28152000C	Potassium Hydroxide (caustic Potash	-	-	658,200
52251100	28170010C	Zinc Oxide	-	-	83,092
28520000	28182000C	Other Aluminium Oxide	-	-	342,490,00C
52266000	28183000C	Aluminium Hydroxid	-	-	2,300,00C
52252900	28199000C	Other Chromium Oxides And Hidroxid	-	-	2
52253100	28201000C	Manganese Dioxide	-	-	1,298,40C
52254110	28211010C	Iron Oxides	-	-	737,599
52254120	28211020C	Iron Hydroxides	-	-	2,000
52254200	28212000C	Earth Colours Containing >= 70% Of Fe20	-	-	93,228
52255100	28220010C	Cobalt Oxides	-	-	12,876
52256000	28230000C	Titanium Oxides	-	-	957,683
52257900	28249000C	Other Lead Oxides	-	-	105,000
52268100	28251010C	Hydrazine	-	-	6,093
52268900	28251090C	Hydroxylamine And Their In Organic Sa	-	-	100,000
52269400	28254000C	Nickel Oxides And Hydroxide	-	-	9,600
52269500	28255000C	Copper Oxides And Hydroxide	-	-	8,570
52269600	28256000C	Germanium Oxides&zirconium Dioxide	-	-	77
52269900	28259000C	Other Hidrazine And Hydroxylamin	-	-	2,000
52310190	28261900C	Other Flourides	-	-	63,150
52310200	28262000C	Fluorosilicates Of Sodium Or Of Potasiur	-	-	22,000
52310300	282630000	Sodium Hexafluoroaluminate (syntetic Cryolite)	-	-	671,177
52310900	28269000C	Other Complex Flouride Sal	-	-	1,122
52321000	28271000C	Ammonium Chlorid	-	-	1,260,654
52322000	28272000C	Calcium Chloride	-	-	501,500
52329310	28273100C	Other Chlorides Of Magnesiun	-	-	2,000
52329360	28273600C	Other Chlorides Of Zin	-	-	79,076
52329380	28273800C	Other Chlorides Of Barium	-	-	1,135
52329390	28273900C	Other Chlorides, Chloride Oxide	-	-	138,000
52331100	282810000	Commercial Calcium Hypochlorite And Other Calcium Hypochlorites	-	-	492,210
52331931	28289031C	Hypochlorites Of Sodiun	-	-	18,000

Tabel 21. Lanjutan
Table Continued

SITC	HS	Komoditi Commodity	Eksport/Export		Impor/
			Berat Bersih	Nilai FOB	Berat Bersih
			Net Weight (Kg)	FOB Value (US\$)	Net Weight (Kg)
(1)	(2)	(3)	(4)	(5)	(6)
52331990	28289000	Other Hypochlorite:	-	-	20,000
52341000	28301000	Sodium Sulphides	-	-	86,500
52343100	28311000	Dithionites & Sulfoxylates Of Sodium	-	-	4,000
52344100	28321000	Sodium Sulphites	-	-	222,097
52344300	28323000	Thiosulphates	-	-	50,458
52345110	28331100	Disodium Sulphate	-	-	4,321,581
52345192	28331900	Other Sodium Sulphate:	-	-	1,327,882
52349210	28332100	Other Sulphates Of Magnesium	-	-	457,838
52349250	28332500	Other Sulphates Of Copper	-	-	1,233,043
52349260	28332600	Other Sulphates Of Zinc	-	-	721,059
52349270	28332700	Other Sulphates Of Barium	-	-	488,073
52349290	28332900	Other Sulphates Compound:	-	-	4,000
52352000	28342100	Nitrates Of Potassium	-	-	242,553
52359290	28342900	Other Nitrites, Nitrates:	-	-	853,179
52363220	28352200	Phosphates Of Mono-or Disodium	-	-	219,998
52363230	28352300	Phosphates Of Trisodium	-	-	48,884
52363240	28352400	Phosphates Of Potassium	-	-	55,470
52363250	28352500	Calcium Hydrogenorthophosphate ("dicalcium Phosphate")	-	-	2,825,650
52363260	28352600	Other Phosphates Of Calcium	-	-	2,491,100
52363290	28352900	Phosphates Of Other Compound	-	-	13,838
52364000	28353100	Sodium Triphosphate (sodium Tripolyphosphate)	-	-	192,967
52365900	28353990	Other Polyphosphates:	-	-	6,508
52371000	28361000	Commercial Ammonium Carbonate And Other Ammonium Carbonates	-	-	606,019
52372000	28362000	Disodium Carbonate	-	-	32,900,151
52373000	28363000	Sodium Hydrogencarbonate (sodium Bicarbonate)	-	-	1,243,603
52374000	28364000	Potassium Carbonate:	-	-	412,614
52379510	28365010	Food & Pharmaceutical Grade Of Calcium Carbonate	-	-	1,153,276
52379590	28365090	Other Calcium Carbonate:	-	-	2,702,921
52379600	28366000	Barium Carbonate	-	-	160,496
52379910	28369100	Lithium Carbonate:	-	-	47,645
52379990	28369900	Other Carbonates	-	-	57,083
52383191	28391910	Sodium Silicate	-	-	474,930
52383199	28391990	Other Sodium Silicates:	-	-	16,471
52383200	28392000	Potassium Silicates	-	-	31,345
52383900	28399000	Other Silicates	-	-	402,893
52384190	28401900	Other Disodium Tetraborate:	-	-	4,752,600
52384200	28402000	Other Borates	-	-	252,000
52431100	28411000	Aluminates	-	-	985
52431300	28413000	Sodium Dichromate	-	-	1,000
52431500	28415000	Other Chromates And Dichromates; Peroxochromates	-	-	6,099
52431690	28416900	Other Manganites:	-	-	7,150
52431700	28417000	Molybdates	-	-	6
52595900	28469000	Other Compound Of Inorganic Or Organic Rare Metal	-	-	16,236
52491100	28470010	Liquid Hydrogen Peroxid	408,000	91,598	1,113,389
52491200	28470020	Solidified Hydrogen Peroxid	940,800	210,507	-
52493000	28491000	Carbides Of Calcium	-	-	1,961,222
51114000	29011000	Acyclic Hydrocarbons Saturate	-	-	13,920
51111000	29012100	Unsaturated Ethylene	-	-	74
51119100	29012910	Acetylene	-	-	5
51121000	29021100	Cyclohexane	24,400	18,043	307
51122000	29022000	Benzene	-	-	960,000
51123000	29023000	Toluene	-	-	961,440
51124200	29024200	M-xylene	-	-	224,000
51125000	29025000	Styrene	-	-	25
51129990	29029090	Other Alkyl Benzene	-	-	47,420
51136120	29031200	Dichloromethane (methylene Chloride)	-	-	62,520
51136130	29031300	Chloroform (trichloromethane)	-	-	43
51138599	29034599	Other Halogenated Derivates Of Acyclic Hydrocarbons	-	-	36,896
51138900	29034900	Other Perhalogenated Derivatives With Other Flourine & Chlorine	-	-	746
51139510	29035100	1,2,3,4,5,6-hexachlorocyclohexan	2,000,000	1,280,420	-
51211000	29051100	Methanol (methyl Alcohol)	-	-	13,993,765

Tabel 21. Lanjutan
Table Continued

SITC	HS	Komoditi Commodity	Eksport/Export		Impor/
			Berat Bersih	Nilai FOB	Berat Bersih
			Net Weight (Kg)	FOB Value (US\$)	Net Weight (Kg)
(1)	(2)	(3)	(4)	(5)	(6)
51212000	290512000	Propan-1-ol (propyl Alcohol) And Propan-2-ol(isopropyl Alcohol)	-	-	12,800
51219170	290517000	Dodecan-1-ol , Hexadecan-1-01 And Octadecan-1-01	-	-	122,792
51219199	290519900	Other Saturated Monohydric Alcohol	-	-	3,532
51219290	290529000	Oth Unsaturated Monohydric Alcohol	-	-	92,004
51229320	290532000	Propylene Glycol (propane-1,2-diol)	-	-	166,321
51224000	290543000	Mannitol	10,000	9,300	-
51226000	290545000	Glycerol	80,000	80,400	539,370
51231110	290611000	Menthol	2,941	17,407	-
51231130	290613000	Sterols And Inositols	-	-	2,000
51241000	290711000	Phenol (hydroxybenzene) & Its Salt	-	-	721,397
51243190	290719000	Other Monophenols	16,000	30,208	22,900
51243220	290722000	Hydroquinone (quinol) And Its Salt	-	-	3,300
51243290	290729000	Other Polyphenols	-	-	67,340
51616300	290930000	Aromatic Ethers &their Halogenated Sulphonated/nitrosated	-	-	1,867
51617410	290941000	2,2'-oxydiethanol (diethylene Glycol, Digo	-	-	1,611
51617490	290949000	Oth Ether Alcohol&their Halogenate	-	-	135,580
51617500	290950000	Ether-phenols, Ether-alcohol-phenolsulphonated/nitrosated Derivatives	18,060	97,878	-
51621110	291211000	Methanal (formaldehyde)	-	-	6
51622290	291229000	Other Cyclic Aldehyde	-	-	1,526
51622420	291242000	Ethylvanillin (3-ethoxy-4-hydroxy- Benzaldehyd	-	-	600
51622600	291260000	Paraformaldehyd	-	-	20,042
51629390	291439000	Other Aromatic Ketone Without Other Oxygen Function	-	-	50
51374110	291511000	Formic Acid	-	-	403,200
51371210	291521000	Acetic Acid	-	-	745,405
51371290	291529000	Other Acetic Acid And Their Sal	-	-	3,000
51372310	291531000	Ethyl Acetate	-	-	5,405
51377400	291540000	Mono-, Di-or Trichloroacetic Acids,their Salt And Esters	-	-	7,042
51377500	291550000	Propionic Acids, Its Salts And Ester	-	-	54,596
51376100	291570100	Stearic Acid	507,880	246,146	52,033
51376900	291570900	Other Palmitic Acid	6,560,839	2,365,853	24,422
51377900	291590000	Other Saturated Acyclic Monocarbox-ylic Acid	609,055	284,324	209,936
51378000	291615000	Oleic, Linoleic Or Linolenic Acids,their Salts And Esters	-	-	47,048
51379190	291619000	Other Unsaturated Acyclic Monocar- Boxilic Ac	32,000	20,320	-
51379310	291631000	Benzoic Acid, Its Salts And Ester	-	-	291,295
51379390	291639000	Other Aromatic Monocarboxylic Acid	-	-	5,384
51389110	291711000	Oxalic Acid, Its Salts And Ester	-	-	771
51383000	291732000	Dioctyl Orthophthalate	-	-	104,800
51389340	291734000	Other Esters Of Orthophthalic Acid	-	-	1,125
51389361	291736100	Teraphthalic Acid (pta	2,002,000	1,109,290	-
51391110	291811000	Lactic Acid, Its Salts And Ester	-	-	1,000
51391120	291812000	Tartaric Acid	-	-	2,000
51391140	291814000	Citric Acid	-	-	41,487
51391159	291815900	Salts And Esters Of Citric Acid	-	-	91,507
51393220	291822000	O-acetylsalicylic Acid,its Salts And Ester	-	-	2,780
51631100	291900100	Ethepon	-	-	14,955
51451110	292111000	Methylamine, Di-or Trimethylamine And Their Salts	-	-	5,475
51451120	292112000	Diethylamine And Its Salt	-	-	69,621
51451190	292119000	Other Acyclic Monoamine	-	-	191,267
51452220	292122000	Hexamethylenediamine And Its Salt	-	-	500
51452290	292129000	Other Acyclic Polyamine	-	-	548
51453000	292130000	Cyclanic, Cyclenic Or Cycloterpenicmono Or Polyamines, And Their Drv	-	-	221,455
51455510	292151000	O-, M-, P-phenylenediamine,diamino-toluenes And Their Drv salt Thereof	-	-	39,976
51461199	292219900	Other Amino Alcohol	-	-	19,200
51464100	292241000	Lysine And Its Esters;salts Thereof	-	-	487,089
51464229	292242290	Other Salt Of Glutamic Acid	-	-	356,000
51465900	292249900	Other Amino Acid And Their Ester	-	-	10,352
51481100	292310000	Choline And Its Salts	-	-	183,484
51481200	292320000	Lecithins And Oth Phosphoaminolipi	-	-	462,282
51481900	292390000	Other Quaternary Ammonium Salt	346	1,943	35,168

Tabel
Table 21. Lanjutan
Continued

SITC	HS	Komoditi Commodity	Ekspor/Export		Impor/
			Berat Bersih	Nilai FOB	Berat Bersih
			Net Weight (Kg)	FOB Value (US\$)	Net Weight (Kg)
(1)	(2)	(3)	(4)	(5)	(6)
51471190	29241019C	Other Carbamate:	-	-	601
51471900	29241090C	Other Acyclic Amide	-	-	61,000
51482200	29252000C	Imines And Their Derivatives; Saltsthereo	-	-	13,292
51484900	29269000C	Other Nitril Function Compound	-	-	35,254
51485100	29270010C	Azodicarbonamide	55,197	83,956	-
51485900	29270090C	Other Diazo,azo- Or Azoxy-compound	20,000	28,400	-
51489100	29291000C	Isocyanates	-	-	246,815
51489919	29299019C	Other Cyclamate:	-	-	40,000
51541000	29301000C	Dithiocarbonates (xanthates	-	-	1,029
51542000	29302000C	Thiocarbonates And Dithiocarbamate	-	-	89,054
51543000	29303000C	Thiuram Mono-,di- Or Tetrasulphide	-	-	10,307
51544000	29304000C	Methionine	-	-	1,081,579
51549000	29309000C	Other Organo Sulphur Compoun	-	-	33,995
51550100	29310010C	Organo Mercury Compoun	-	-	32,000
51550920	29310092C	N (phosphonomethyl) Glycine Aci	-	-	364,087
51550990	29310099C	Other Organo Inorganic Compoun	-	-	16,021
51563000	29322900C	Other Lactones	-	-	20,000
51573000	293329000	Other Compounds Containing Unfused Imidazole Ring	-	-	18,880
51574390	293339000	Other Compound Containing Unfused Pyridine Ring	-	-	671,403
51575000	293340000	Compounds Containing A Quinoline Orisoquinoline Ring-system: Not Fuse	-	-	23,978
51576510	293351000	Malonylurea (barbituric Acid) And Its Derivatives; Salts Thereof	-	-	1,632
51576900	293359900	Other Compounds Containing Unfused Pyridine Ring	-	-	6,345
51576610	29336100C	Melamine	-	-	100,000
51577000	293390000	Other Heterocyclic Compound With Nitrogen Heteroatom	-	-	79,523
51579100	293410000	Compounds Containing An Unfused Thiazole Ring In The Structure	-	-	4,516
51579200	293420000	Compound Containing A Benzothiazolering System, Not Further Fused	-	-	211,911
51578000	293430000	Compound Containing A Phenothiazinering System, Not Further Fused	-	-	12,000
51580000	29350000C	Sulphonamides	-	-	69,300
54114000	29362700C	Vitamin C And Its Derivative:	-	-	7,631
54115000	29362800C	Vitamin E And Its Derivative:	-	-	3,271
54117000	29369000C	Oth, Including Natural Concentrate	-	-	96,133
54159290	29379290C	Other Oestrogens And Progestogen	-	-	71
54159900	293799000	Other Hormones Natural Or Repro- Duced By Synthesis	-	-	2,295
51699000	29420000C	Other Organic Compounds	-	-	58,447
54162100	300110000	Glands And Other Organs, Dried, Whether Or Not Powdered	430	211	-
54162919	30019019C	Heparin In Other Forn	5,200	3,478	-
54163190	30021090C	Other Antisera And Other Blood Fractor	5,200	3,492	-
54221000	300331000	Medicaments Containing Insulin Con Sist Of 2 Or More Constitment	-	-	5,760
54222000	30033900C	Other Medicaments Containing Hormo	200	300	21,280
54229000	300439000	Other Medicaments Containing Hormon But Not With Antibiotics	20,222	19,578	-
54293100	300490100	Prep.2 Or More Mix Prod.of Veg.anmlor Mnrl Subs.not List In Indonesia	357	1,855	-
54293929	300490929	Other Human Medicaments Containing Sulphonamides	14,820	20,753	-
54191100	300510000	Adhesive Dressings And Other Articles Having An Adhesiv Layer	3,433	363	-
54191900	300590000	Other Wadding, Gause, Bandages In Packed For Retail Sale	22,538	1,962	-
27210140	31010014C	Supplementary Fertilize:	-	-	31,591
27210190	31010019C	Oth. Animal Or Vegetable Fertilize	732,000	57,036	115,840
27210900	310100900	Other Animal Or Vegetable Fertiliz Zer, Chemically Treated	147,519	26,000	180,365
56216000	31021000C	Urea, Whether Or Not In Aqueous Solutio	10,000,000	1,402,500	-
56213000	31022100C	Ammonium Sulphate Fertilize	-	-	45,793,766
56212000	31022900C	Other Ammonium Sulphate:	-	-	607,513

Tabel 21. Lanjutan
Table Continued

SITC	HS	Komoditi Commodity	Ekspor/Export		Impor/
			Berat Bersih	Nilai FOB	Berat Bersih
			Net Weight (Kg)	FOB Value (US\$)	Net Weight (Kg)
(1)	(2)	(3)	(4)	(5)	(6)
27220100	310250100	Sodium Nitrate Containing Lte. 16,3% By Weight Of Nitrogen	-	-	360,000
56214000	310260000	Double Salt And Mixtures Of Calciumnitrate And Ammonium Nitrate	-	-	2,616,699
56215900	310270900	Other Calcium Cyanamide Fertilize	-	-	72
56222000	310310000	Superphosphates	-	-	21,845,000
56229000	310390000	Other Phosphatic Fertilize	45,000	1,883	6,257,918
27240000	310410000	Carnallite, Sylvite And Other Crudenatural Potassium Salts	214,000	10,815	-
56231000	310420000	Potassium Chloride	-	-	158,732,973
56232000	310430000	Potassium Sulphate	-	-	931,690
56239000	310490000	Other Mineral Or Chemical Fertili Zer Containing Potassic	509,000	18,472	20,056,916
56296300	310510300	Triple Superphosphate (tsp)	-	-	41,547,928
56296400	310510400	Diammonium Phosphate (dap)	-	-	5,519,699
56296900	310510900	Other Fertilizer In Packing Lt. 10 K	-	-	1,195
56291000	310520000	Mineral Or Chemical Fert.containingnitrogen, Phosphorus And Potassium	-	-	35,181,121
56293000	310530000	Diammonium Hydrogenorthophosphate (Diammonium Phosphate)	-	-	45,765
56294000	310540000	Ammonium Dihydrogenorthophosphate And Mixtures Thereof	-	-	7,955
56295510	310551000	Oth Mineral Or Chemical Fertilizerscontaining Nitrates And Phosphates	-	-	30,895,540
56295590	310559000	Oth Mineral Or Chemical Fertilizerscontaining Nitrogen And Phosphorus	24,000	1,200	5,147,887
56292000	310560000	Mineral Or Chemical Fertilisers Containing Phosphorus And Potassiu	-	-	109,015
56299000	310590000	Other Mineral Or Chemical Fertilize Containing Two Fertilizer Element	152,500	6,380	37,893,390
53221100	320110000	Quebracho Extrac	31,000	31,200	-
53221910	320190100	Gambier	3,134,536	3,227,225	-
53221990	320190900	Oth Tanning Extracts Of Veg. Origi	45,750	38,920	514,170
53231000	320210000	Synthetic Organic Tanning Substanc	63,280	22,405	6,268
53232000	320290000	Other Synthetic Organic Tanning Substanc	200	775	3,016
53111100	320411100	Crude Dyestuff For Disperse Colour Ing	-	-	68,018
53111900	320411900	Other Disperse, Dyes And Preparat	-	-	5,048
53112000	320412000	Acid Dyes, Whether Or Not Premetal-lise	-	-	37,414
53114000	320414000	Direct Dyes And Preparations Based Thereo	-	-	20,196
53115000	320415000	Vat Dyes And Preparations Based Thereo	-	-	17,280
53116000	320416000	Reactive Dyes And Preparation Basedthereo	-	-	1,653
53117100	320417100	Pasty Pigment Preparation In Water Mediur	2,825	19,444	-
53117200	320417200	Synthetic Organic Pigment In Powde	-	-	750
53119000	320419000	Other Synthetic Organic Colouring Methc	-	-	8,953
53121100	320420000	Synthetic Organic Products Of A Kind Used As Fluorescent	-	-	3,604
53121900	320490000	Other Synthetic Organic Colouring Matte	-	-	1
53311110	320611100	Pigment Containing 80 %	-	-	385,259
53311190	320611900	Other Pigment And Preparations Base On Titanium Dioxide Cont >= 80%	-	-	59,147
53312990	320620990	Other Inorganic Pigment Preparation Based On Chromium Compounds	-	-	80
53314900	320641900	Other Ultramarin Inorganic Pigment Preparatic	-	-	419,905
53315900	320642900	Other Inorganic Pigment Preparatio	-	-	209,396
53317900	320649900	Other Colouring Matter Inorganic Pigment Preparation	-	-	53,084
53351100	320710000	Prepared Pigments, Prepared Opaci- Fiers,prepared Colour And Sim onen	-	-	314,787
53351200	320720000	Vitrifiable Enamels And Glazes, Engobes (slips) And Similar Prepn	-	-	274,723
53351300	320730000	Liquid Lustres And Similar Prep	-	-	388
53351400	320740000	Glass Frit And Other Glass, In The Form Of Powder, Granules Or Flake	-	-	3,146,863
53342119	320810190	Other Paints And Enamels Based On Polyester	-	-	22,464
53342121	320810210	Enamels Varnish	-	-	6,901
53342221	320820210	Enamel Varnish Based On Acrili	-	-	4,452
53342229	320820299	Other Varnish And Lacquers Based On Acrylic Or Vinyl Polymer	-	-	104,821
53342290	320820900	Other Paints And Varnishes Based Onacrlyl	-	-	1,500

Tabel
Table 21. Lanjutan
Continued

SITC	HS	Komoditi Commodity	Eksport/Export		Impor/
			Berat Bersih	Nilai FOB	Berat Bersih
			Net Weight (KRp)	FOB Value (US\$)	Net Weight (KRp)
(1)	(2)	(3)	(4)	(5)	(6)
53342911	320890110	Anti Fouling And Anti Corrosive Pa-int For Ship Hull Base	82	96	-
53342922	320890291	Other Polyme Other Paints And Varnishes For Electric Equip. Based O	-	-	5
53342929	320890299	Synthei Other Paints And Varnishes Based On Synthetic Polymer	-	-	17,114
53341119	320910190	Other Paints And Enamels Based On Acrylic Dissolved In	-	-	7,448
53341129	320910290	Aqueous Medin Other Varnishes And Lacquers Based In Aqueous Medium	18,500	1,532	-
53341910	320990100	Paints And Enamels Of Other Base	-	-	2,393
53343120	321000120	Anti Fouling And Anti Corrosive Pa-ints For Ship Hulls	1,190	1,667	-
53343990	321000990	Other Paints And Varnishe:	250	2,125	1,764
53344100	321210000	Stamping Foils	-	-	86,503
53344910	321290100	Aluminium Paste	-	-	23,457
53344990	321290900	Oth Pigments In Non Aqueous Mediu	-	-	96
53352900	321390000	Other Artists' Colour:	-	-	1,005
53354100	321410000	Mastics; Painters' Filling:	72,738	31,379	2,450
53354900	321490000	Other Painters Fillings:	26,261	5,962	340
53321000	321511000	Printing Ink In Black	-	-	1,387
53329000	321519000	Printing Ink In Other Colour	-	-	17,608
89591900	321590900	Other Inks	-	-	83
55131110	330111000	Essential Oils Of Bergamo	666	8,595	-
55131190	330119000	Essential Oils Of Othe:	-	-	17,916
55132210	330121000	Essential Oils Of Geranium	30,000	71,663	-
55132220	330122000	Essential Oils Of Jasmir	8,000	15,800	-
55132240	330124000	Essential Oil Of Peppermint (menthapiperita	-	-	928
55132260	330126000	Essential Oils Of Vetive:	36,020	1,112,610	-
55132910	330129210	Essential Oils Of Dapers Citronell:	29,476	378,356	-
55132920	330129290	Essential Oils Of Other Citronell:	183	2,555	-
55132294	330129400	Essential Oils Of Patchoul	1,059,116	17,933,297	-
55132991	330129910	Essential Oils Of Nutmeg:	436,037	6,220,350	-
55132992	330129920	Essential Oils Of Cinnamon:	151	2,396	-
55132993	330129930	Essential Oils Of Ginge:	635	11,650	-
55132999	330129990	Other Essential Oils:	738,789	5,274,056	600
55135900	330190900	Other Kinds Of Essential Oi	16,190	282,288	-
55141900	330210900	Other Compound Alcoholic Preparat. For Foo	500	6,000	19,855
55149000	330290000	Mixtures Of Odoriferous Substances For Other Purposes	720	9,093	65,549
55310000	330300000	Perfumes And Toilet Water:	77,564	525,003	3,569
55320100	330410000	Lip Make-up Preparation:	86,132	42,440	250
55320200	330420000	Eve Make-up Preparation:	100	5,000	34
55320300	330430000	Manicure Or Pedicure Preparatio	59,100	67,680	12,793
55320912	330491200	Face Powder	3,973	5,789	1
55320919	330491900	Other Powder	22,488	89,160	192
55320990	330499000	Other Beauty Or Make Up Preparatio	1,726,510	1,030,658	-
55330100	330510000	Shampoos	2,375	7,160	4,297
55330300	330530000	Hair Lacquers:	12,193	7,163	-
55330900	330590000	Other Preparations, Used For Hai	10,320	21,440	488
55340110	330610100	Tooth Paste	48,229	60,730	-
55340190	330610900	Other Dentifrices	7,027	1,008	-
55352000	330720000	Personal Deodorants And Antipers- Pirant	15,272	7,866	88
55353000	330730000	Perfumed Bath Salts And Other Bath Preparations	66,000	5,000	-
55354410	330741000	agarbatti And Other Odoriferous Preparatio	-	-	334,864
55354490	330749000	Other Preparations For Perfumin	64,706	38,758	22,285
55359000	330790000	Other Pre-shaving:	211,193	453,078	-
55411110	340111110	Bath And Toilet Soar	3,173,848	1,665,660	816
55411190	340111190	Other Soaps	-	-	2,208
55411900	340111900	Oth Organic Surface-active Productsfor Toilet Used	10,003	9,560	1,845
55415200	340119200	Hard Soap In Bars Or Tablet	3,230,977	1,052,240	-
55415900	340119900	Other Products And Preparations Of Organic Surface-active	23,042	9,837	-
55419000	340120000	Soap In Other Form:	-	-	311,899
55421111	340211100	Sulphated Or Sulphonated Oils Or Fat	7,731	3,946	-
55421119	340211900	Other Anionic Surface Active Agent	9,439	43,090	45,161
55421120	340212000	Cationic Surface-active Agent	132,389	339,138	-

Tabel
Table 21. Lanjutan
Continued

SITC	HS	Komoditi Commodity	Ekspor/Export		Impor/
			Berat Bersih	Nilai FOB	Berat Bersih
			Net Weight (Kg)	FOB Value (US\$)	Net Weight (Kg)
(1)	(2)	(3)	(4)	(5)	(6)
55421131	340213100	Fatty Alcohol Ethoxylate And Nonyl Alcohol Etoxylate	-	-	261
55421139	340213900	Other Nonionic Of Organic Surface Active Agents	-	-	162,722
55421190	340219000	Other Anionic	-	-	23,846
55422210	340220210	Detergents, Liquid	-	-	17,286
55422290	340220290	Other Liquid Washing Preparation	6,521	527	2,321
55423100	340290100	Surface Active Preparation	-	-	166,146
55423200	340290200	Liquid Washing Preparations, Including Bleaching, Not For Retail Sale	-	-	814,382
55423310	340290310	Detergents, Unliquid	11,515	6,286	-
55423390	340290390	Oth Washing Preparations, Unliqui	-	-	55,767
59771100	340311100	Lubricating Oil Preparation	-	-	17,249
59771900	340311900	Oth Lubricating Prep. For Textile, Leather, Furskir	-	-	5,700
59772000	340319000	Other Lubricating Prep. Contaning Petroleum Oi	-	-	5,687,085
59773000	340391000	Prep. For The Treatment Of Textile Mat'l, Leather,furskin Or Oth Mat	-	-	9,352
59774000	340399000	Other Lubricating Preparation	-	-	155,669
59831000	340410000	Artificial Waxes Of Chemically Modified Ligni	-	-	4,500
59835000	340420000	Artificial Waxes Of Polyethylene Glycc	-	-	64,731
59839900	340490900	Other Artificial Waxe:	-	-	17,366
55431000	340510000	Polishes, Creams And Similar Prep. For Footwear Or Leather	-	-	4,601
55433000	340530000	Polishes And Similar Preparations For Coachwork,oth Than Metal Polis	-	-	1,526
55434900	340540900	Other Scouring Pastes And Powder	-	-	3,482
55435100	340590100	Scouring Powders For Eve Glasse	-	-	500
55435900	340590900	Other Polishes And Cream, Scouring Pastes And Powders And Similar Pre	-	-	22,724
89931000	340600000	Candles, Tapers And The Like	-	-	37,607
59221000	350110000	Casein	-	-	16,000
59222000	350190000	Other Caseinates	-	-	8,003
59224000	350300000	Gelatin (including Gelatin In Rec Tangular And Derivatives	-	-	43,170
59225000	350400000	Pentones And Their Derivative:	-	-	30,533
59226000	350510000	Dextrins And Oth Modified Starche	6,735	22,510	325,888
59227000	350520000	Glues Based On Starches Or On Dex- Trin	35,000	17,674	285
59229100	350610000	Products Suitable For Use As Glues Or Adhesive	-	-	14,051
59229911	350691100	Marine Glue	-	-	136,927
59229919	350691900	Other Product Suitable As Adhesive	14	47	239,975
59229990	350699000	Other Prepared Glues Or Adhesive	-	-	22,668
51691900	350790000	Other Enzymes	839	284	60,500
89932000	360500000	Matches Other Than Pyrotechnic Article	224,425	173,161	-
89934000	360610000	Liquid Or Liquefied-gas Fuels In Containers Lt. 300 Cm3	627	627	-
88240991	370390910	Oth Photographic Paper Of Paper Andpaperboa:	511	300	-
88210940	370790400	Toners For Photographic Use	-	-	1,154
59861100	380110000	Artificial Graphite	-	-	565
59861300	380130000	Carbonaceous Pastes For Electrodes And Sim'r Pastes For Furnace Linin	-	-	2,018,131
59861900	380190000	Other Artificial Graphit	-	-	107,443
59864000	380210000	Activated Carbor	4,983,261	3,304,974	95,700
59865900	380290900	Animal Black Incl. Spent Animal Blac	-	-	162,333
59811000	380300000	Tall Oil, Whether Or Not Refined	-	-	334
59812000	380400000	Residual Lyes From The Manufacture Of Woo	-	-	38,500
59813100	380510000	Gum,wood Or Sulphate Turpentine Oi	4,568	2,299	-
59813200	380520000	Pine Oil	-	-	55,997
59813900	380590000	Other Gum, Wood Or Sulphate Turpentin	-	-	17,600
59814100	380610000	Rosin	8,474	5,053	-
59814990	380690900	Other Ester Gums	-	-	1,328
59818000	380700000	Wood Tar; Wood Tar Oils; Wood Creosote; Wood Naptha	-	-	32,000
59110000	380810000	Insecticides	741,465	4,547,241	187,588
59120900	380820900	Other Fungicides	-	-	167,587
59130110	380830110	Herbicides Put Up For Retail Sale	20,000	35,400	75,777
59130190	380830190	Herbicides Not For Retail Sale	2,115,039	5,990,048	189,628
59149100	380890100	Rodenticides And Other Put Up For Retail Sal	-	-	10,433
59891100	380910000	Finishing Agents With A Basis Of Of Amylaceous Substances	10,128	66,878	-

Tabel 21. Lanjutan
Table Continued

SITC	HS	Komoditi Commodity	Ekspor/Export		Impor/
			Berat Bersih	Nilai FOB	Berat Bersih
			Net Weight (Kg)	FOB Value (US\$)	Net Weight (Kg)
(1)	(2)	(3)	(4)	(5)	(6)
59891910	380991000	Finishing Agent Of A Kind Used In The Textile Industry	253	1,753	831,137
59891920	380992000	Finishing Agent Of A Kind Used In The Paper Industry	22,015	16,154	1,015,630
59891930	380993000	Finishing Agent Of A Kind Used In The Leather Or Like Industries	-	-	22,330
59896100	38101000C	Pickling Preparation For Metal Sur-face	-	-	77,479
59896900	38109000C	Oth Pickling Preparation For Metal Surface	1,223	1,855	190,581
59721111	381111100	Anti-knock Prep. Based On Lead Com-pounds Put Up For Retail Sale	-	-	478
59721190	38111900C	Other Anti-knock Based On Lea	-	-	91,933
59725219	38112190C	Additives For Lubricating Oils Not For Retail Sal	-	-	34,373
59729100	381190100	Anti Corrosive Prep. And Other Put Up For Retail Sale	-	-	4,953
59729910	381190910	Rust Preventor And Corrosion In - Hibitor Not For Retail Sale	-	-	860
59729990	381190990	Other Anti Knock Preparation Not For Retail Sale	-	-	4,225
59863900	38121090C	Prepared Rubber Accelerator Not Forretail Sal	-	-	295,691
59893200	38122000C	Compound Plasticisers For Rubber Orplastic	-	-	119,600
59893390	38123090C	Other Anti-oxidising Preparatio	-	-	607,925
59894000	381300000	Prep.and Charges For Fire-extingui-she;charged Fire-extinguish Gren	-	-	21,217
53355000	38140000C	Organic Composite Solvents And Thinners, Ne	-	-	2,592
59881900	38151190C	Other Supported Catalyst With Nicke	-	-	115,931
59889000	38159000C	Other Reaction Initiator	-	-	1,923
66233000	381600000	Refractory Cement,mortars,concretesand Similar Compositions	-	-	2,848,349
59850000	38180000C	Chemical Elements Doped For Use In Electronic	-	-	11
59731000	381900000	Hydraulic Brake Fluid And Oth Prepared Liq. For Hydraulic Transmissio	-	-	15,151
59733000	38200000C	Anti-freezing Prep. And Prepared Delicing Fluc	-	-	10
59867000	382100000	Prepared Culture Media For Develop Ment Of Micri-organisms	-	-	225
59869900	38220090C	Other Diagnostic Or Laboratory Reagen	-	-	139
43131100	38231100C	Industrial Stearic Acic	2,080,800	1,010,625	511,844
43131300	38231300C	Tall Oil Fatty Acic	129,820	35,296	-
43131910	38231910C	Acid Oils From Refinin	2,183,354	374,244	-
43131990	38231990C	Other Industrial Monocarboxylic Fatty Acids, Nc	52,396,878	15,608,271	550,140
51217000	38237000C	Industrial Fatty Alcohol	500,000	387,900	52,558
59899100	38241000C	Prepared Binders For Foundry Mould Or Core	-	-	110,622
59897000	382440000	Prepared Additives For Cements, Mortars Or Concretes	-	-	25,918
59899790	382479000	Other Mixtures Cont Perhalogenated Prepared Binders Not Cont Acyclic	-	-	5,547
59899910	38249010C	Copying Pastes With A Basic Of Gelati	-	-	60
59899990	38249090C	Other Prepared Binders Not Copying Paste	32,500	38,105	3,125,220
57111200	390110200	Polyethylene With A Specific Gravi-ty Of Lt. 0.94; Granules	-	-	3,201,857
57111900	390110900	Polyethylene With A Specific Gravi-ty Of Lt. 0.94; Other Form	-	-	4,022,345
57112200	390120200	Polyethylene With A Specific Gravi-ty Of >= 0.94; Granules	-	-	1,244,151
57112900	390120900	Polyethylene With A Specific Gravi-ty Of >= 0.94; Other Form	-	-	5,654,483
57120190	390130190	Ethylene-vinyl Acetate Copolymers, Other Liquid Form	2,155	2,500	-
57120200	39013020C	Ethylene-vinyl Acetate Copolymers, Granule	10,349	15,193	336,970
57190200	39019020C	Other Polymers Of Ethylene, In Gra-nule	-	-	45,586
57190900	39019090C	Other Polymers Of Ethylene.in Otherform	4,032	424	-
57511100	39021010C	Polypropyhlene Liquids Or Paste	-	-	4,979
57511200	39021020C	Polypropyhlene In Granule	48,568	10,125	1,253,860
57511900	39021090C	Polypropyhlene In Other Form	-	-	407,635
57513200	39023020C	Propylene Copolymers In Granule	-	-	1,580,264
57513900	39023090C	Propylene Copolymers In Other Form	-	-	351,250
57219190	39031919C	Oth Polystyrene, High Impact, In Other For	-	-	28,596
57219990	39031999C	Other Polystyrene, In Other Form	-	-	178,404
57311910	39041091C	Pvc Resin Emulsion Process In Powder Forr	-	-	1,973,092
57311990	39041099C	Other Polyvinyl Chlorid	30,000	640	3,814

Tabel 21. Lanjutan
Table Continued

SITC	HS	Komoditi Commodity	Ekspor/Export		Impor/
			Berat Bersih	Nilai FOB	Berat Bersih
			Net Weight (Kg)	FOB Value (US\$)	Net Weight (Kg)
(1)	(2)	(3)	(4)	(5)	(6)
57313900	39042290C	Polyvinyl Chloride Plasticised In Other Form	-	-	20,047
57591919	39051919C	Polymers Of Vinyl Acetate In Other Liquid Form	-	-	15,781
57591990	39051990C	Polymers Of Vinyl Acetate In Other Form	-	-	49
57592590	39053090C	Other Polyvinyl Alcoho	-	-	180,000
57529100	39069010C	Other Acrylic Polymes Liquids Or Paste	156,748	23,660	8,495
57529900	39069090C	Oth Acrylic Polymer In Other Form	-	-	29,784
57411190	39071019C	Polyacetals In Other Liquid Form	40,023	33,682	-
57419110	39072011C	Other Polyethers In Dispersions Or Solution	-	-	9,861
57419191	390720191	Polvol	-	-	298,298
57419199	39072019S	Other Polyethers In Liquids Or Paste	-	-	16,800
57419900	39072090C	Other Polyether In Other Form	-	-	100,289
57420110	39073011C	Epoxide Resin In Dispersions Or So-lution	-	-	7,673
57420190	39073019C	Epoxide Resins In Other Liquid Form	-	-	16,417
57420200	39073020C	Epoxide Resins In Granule:	-	-	16,496
57420900	39073090C	Epoxide Resins In Other Form:	-	-	3,591
57431200	39074020C	Polycarbonates In Granule	-	-	31,447
57431900	39074090C	Polycarbonates In Other Form	-	-	5,384
57432900	39075090C	Alkvd Resins In Other Form	-	-	519
57433300	39076030C	Polyethylene Terephthalate In Chip:	20,000	18,360	-
57434190	390791190	Other Polyesters, Unsaturated, In Other Liquid Form	-	-	324,734
57434900	39079190C	Other Polyesters, Unsaturated, In Other Form:	-	-	43,154
57439300	39079930C	Other Polyesters In Chip:	-	-	760,000
57531300	39081030C	Polyamides In Primary Form In Chip	-	-	307,000
57541110	39091011C	Urea Resins In Dispersions Or Solu-tion	258,525	110,508	-
57541190	39091019C	Urea Resins Other Liquid Form	51,000	24,480	-
57541300	39091030C	Urea Formaldehvd Powde	1,661	8,392	297,643
57541900	39091090C	Urea Resins In Other Form:	66,000	47,000	-
57542000	39092000C	Melamine Resins	71	507	6,088
57543000	39093000C	Other Amino-resin:	-	-	13,874
57544900	39094090C	Phenolic Resins In Other Form:	-	-	49,111
57545000	39095000C	Polyurethanes	-	-	196,427
57593110	391000110	Silicones In Primary Forms In Dis- Persions Or Solutions	-	-	26,085
57593190	39100019C	Silicones In Primary Forms In Otherliquid Form:	-	-	273,165
57593900	39100090C	Silicones In Primary Forms In Otherform	316	2,469	347,807
57596111	39111011C	Petroleum Resins In Dispersions Or Solution	-	-	3
57596119	39111019C	Petroleum Resins Other Liquid Form	-	-	94,620
57596190	39111090C	Petroleum Resins In Other Form:	-	-	86,326
57596990	39119090C	Oth Petroleum Resins In Other Form	-	-	10,717
57554310	39123100C	Carboxymethylcellulose And Its Sal	-	-	29,115
57554390	39123900C	Other Esthers Cellulose	-	-	4,854
57559100	39129010C	Other Cellulose And Its Derivates In Granule	-	-	75
57559900	39129090C	Other Cellulose And Its Derivates In Other Form	-	-	100,970
57595000	39139000C	Other Natural Polymers, In Primary Forms, Ne	-	-	1,701
57597000	391400000	Ion-exchangers Based On Polymers Ofheadings No. 39.01 To 39.13	-	-	20,349
57930000	391530000	Waste And A Scrap, Of Plastics, Of Polymers Of Vinyl Chloride	9,225	9,225	-
57990900	391590900	Waste And A Scrap, Of Plastics, Of Other Polymer Commodity	104,784	15,641	34,597
58310900	39161090C	Other Monofilament Of Polymer Ethylen	-	-	11,016
58320100	391620100	Joint/case,protector,liner,button Casing Of Vinyl Chloride	-	-	12,000
58390190	39169019C	Other Monofilament Of Vulcanized Fibe	-	-	1,778
58110990	39171099C	Artificial Guts Of Other Cellulosicmateri:	-	-	6
58120210	391721000	Tubes, Pipes And Hoses, Rigid Of Polymers Of Ethylene	-	-	224
58120230	391723000	Tubes, Pipes And Hoses, Rigid Of Polymers Of Vinyl Chloride	-	-	7,404
58120290	39172900C	Tubes, Pipes And Hoses, Rigid Of Other Plastic	-	-	11,591
58130000	391731000	Flexible Tubes,pipe And Hose,havinga Min. Burst Pressure Of 27.6 Mna	-	-	43,463
58140000	39173200C	Other Tubes, Not Reinforced Withoutfitting	-	-	8,856
58150000	39173300C	Other Tubes, Not Reinforced With Fitting	-	-	19,850
58160000	39173900C	Other Tubes, Pipes And Hose:	2,400	395	181,044
58170000	39174000C	Fittings	-	-	20,888
89331100	391810000	Floor Coverings Of Plastic Of Poly-mers Of Vinyl Chloride	-	-	2,507,718

Tabel
Table 21. Lanjutan
Continued

SITC	HS	Komoditi Commodity	Eksport/Export		Impor/
			Berat Bersih	Nilai FOB	Berat Bersih
			Net Weight (Kg)	FOB Value (US\$)	Net Weight (Kg)
(1)	(2)	(3)	(4)	(5)	(6)
89331910	39189010C	Floor Covering Of Polyethylen	145	5,300	194,667
89331990	39189090C	Floor Covering Of Other Plasti	374	2,098	89,591
58211100	391910100	Self-adhesive Plate, Sheet, Film In Rolls Of Polyethylene	-	-	2,415
58211900	39191090C	Self-adhesive Plate, Sheet, Film In Roll	4,961	37,610	46,147
58219000	391990000	Self Adhesive Plate, Sheets, Film Of Plastics In Other Size	-	-	395
58221900	39201090C	Other Form Of Polymers Of Ethylen	19,556	18,727	30,190
58222900	39202090C	Other Form Of Polymers Of Propylen	19	62	15,174
58223000	39203000C	Plates, Sheets, Film Of Polymers Of Styren	-	-	34,442
58224410	392041000	Plates, Sheets, Film Of Polymers Of Vynyl Chloride, Rigid	-	-	271
58224429	392042900	Other Form Of Polymers Of Vinyl Chloride, Flexible	-	-	14,365
58225510	39205100C	Plates, Sheets, Film Of Polymethyl Methacrylat	-	-	167
58225590	39205900C	Other Plates, Sheets, Film Of Acry Lic Polymer	-	-	9,262
58226100	39206100C	Other Plates,sheets And Film Of Polycarbonate	-	-	46,266
58226290	39206290C	Other Of Polyethylen Terephthlat	6,220	9,486	-
58226990	39206990C	Other Tensilized Polyester Film	-	-	13,387
58228121	39207121C	Viscose Tear Off Ribbor	14	48	4,119
58229490	39209490C	Other Phenolic Resir	-	-	1,700
58229991	39209991C	Fluorocarbon Plastic Sheet/teflon	-	-	91
58229999	39209999C	Other Plates, Sheet & Film Of Other Plastic	-	-	1,019
58291200	392112000	Other Plates, Sheets, Film Of Polymers Of Vinyl Chloride	-	-	29,194
58291300	39211300C	Other Plates, Sheets, Film Of Poly-urethane	-	-	6,053
58291400	392114000	Other Plates, Sheets, Film Of Regenerated Cellulose	-	-	20,815
58291900	39211900C	Other Plates, Sheets, Film Of Otherplastic	-	-	186,586
58299110	39219011C	Formica And The Like	-	-	2,652
58299900	39219090C	Other Form Of Amino Resin	-	-	5,023
89321100	39221000C	Baths, Shower-baths And Wash-basinsof Plastic	348	1,957	278
89321910	392290100	Sanitary Ware For Flushing Water Closet, Urinal And Sink Of Plastic	756	1,939	-
89321990	39229090C	Other Sanitary Ware Of Plastic	29	145	5,038
89319100	392310000	Boxes, Cases, Crates And Similar Articles Of Plastics	964,697	267,242	48,837
89311210	39232100C	Sacks And Bags Of Polymers Of Ethyler	3,789,408	3,183,662	2,325
89311291	39232910C	Sacks And Bags Of Laminated Poly- Propyler	35,456	30,400	9,672
89311299	39232990C	Sacks And Bags Of Other Plastic	11,671,566	11,403,415	314,978
89319300	392330000	Carboys, Bottles, Flasks And Similar Articles Of Plastics	50	86	142,824
89319500	392350000	Stoppers, Lids, Caps And Other Closures Of Plastics	5,861	11,029	22,877
89319910	39239010C	Actuator Over Caps Of Plastic	-	-	1,044
89319990	39239090C	Other Articles For Conveyance Of Plastic	11,447	50,897	58,960
89332100	39241000C	Tableware And Kitchenwar	42,382	26,891	124,945
89332900	392490000	Other Household And Toilet Articles Of Plastics, Nes	31,495	21,428	54,010
89329100	39251000C	Reservoirs, Tanks, Vats And Similar Of Plastic	416	132	-
89329200	39252000C	Doors, Windows And Their Frames Of Plastic	1,930	263	34,023
89329300	39253000C	Shutters, Blinds Of Plastic:	14,479	8,935	10
89329900	39259000C	Other Builders'ware Of Plastic	1	2	164,232
89394000	39261000C	Office Or School Supplies Of Plastic	29,980	94,770	10,230
84821000	392620000	Articles Of Apparel And Clothing Accessories Of Plastics	303	12,749	11,559
89395000	392630000	Fittings For Furniture, Coachworkor The Like Of Plastics	-	-	4,935
89399400	392640000	Statuettes And Other Ornamental Articles Of Plastics	26	78	10,298
89399920	392690200	Articles Of A Kind Commonly Used Inmachinery Of Plastics	-	-	1,954
89399930	392690300	Sealing Tape And Thread Tape Of Artificial Plastics	-	-	45,503
89399990	39269090C	Other Articles Of Plastic:	27,416	13,817	544,137
23110110	400110110	Latex Containing Lt. 1/2 % Ammonia; Cream Concentrate	5,190,428	3,495,489	-
23110120	400110120	Latex Containing Lt. 1/2 % Ammonia; Centrifuge Concentrate	201,600	201,781	-

Tabel 21. Lanjutan
Table Continued

SITC	HS	Komoditi Commodity	Eksport/Export		Impor/
			Berat Bersih	Nilai FOB	Berat Bersih
			Net Weight (Kg)	FOB Value (US\$)	Net Weight (Kg)
(1)	(2)	(3)	(4)	(5)	(6)
23110190	400110190	Latex Containing Lt. 1/2 % Ammonia; Other Concentrate	200,851	216,210	107,974
23110210	400110210	Latex Containing > 1/2 % Ammonia; Cream Concentrate	722,950	712,707	-
23110220	400110220	Latex Containing > 1/2 % Ammonia; Centrifuge Concentrate	21,350	15,479	2,415,027
23110290	400110290	Latex Containing > 1/2 % Ammonia; Other Concentrate	-	-	1,509,921
23110900	400110900	Other Natural Rubber Late:	69,163	72,092	103,140
23121000	400121000	Smoked Sheets	17,414,790	17,626,598	-
23125110	400122110	Sir 3 Cv	27,642,441	25,237,051	-
23125150	400122150	Sir 10	42,466,238	39,200,903	-
23125160	400122160	Sir 20	407,422,976	358,429,843	358,680
23125190	400122190	Other Sir	25,003,780	26,650,867	-
23125900	400122900	Other Tsm	100,800	91,224	-
23129000	400129000	Other Natural Rubbe:	273,188	203,764	4,293,000
23130000	400130000	Balata, Gutta-percha, Guayule, Chicle An	78,864	78,962	-
23211110	400211100	Polybutadiene-stvrene Late:	339,998	344,990	12,000
23211190	400211900	Other Polybutadiene-stvrene Late.	114,660	100,222	-
23211910	400219100	Polybutadiene-styrene Rubber (sbr	-	-	1,030,011
23211990	400219900	Other Sbr And Xsbr	201,600	206,948	-
23212000	400220000	Butadiene Rubber (br)	415,628	471,317	723,389
23213100	400231000	Isobutene-isoprene (butyl) Rubber (iir	-	-	345,600
23213900	400239000	Other Iir	-	-	44,690
23214100	400241000	Latex Of C1	-	-	100,547
23214900	400249000	Other From Of C1	-	-	33,219
23215100	400251000	Latex Of Nb1	-	-	909,848
23215900	400259000	Other From Of Nb1	-	-	604
23216000	400260000	Isoprene Rubber (ir)	-	-	83,186
23217000	400270000	Ethylene-propylene-non-conjugated Diene Rubber (epdm)	-	-	29,427
23218000	400280000	Mixtures Of Natural Rubbe	-	-	21,560
23219100	400291000	Latex Of Synthetic Rubbe	-	-	92,710
23219900	400299000	Other Form Of Synthetic Rubbe	-	-	1
23221000	400300000	Reclaimed Rubber In Primary Form	-	-	74,238
23222000	400400000	Waste, Parings And Scrap Of Rubber (other Than Hard Rubber)	104,265	26,841	-
62111000	400510000	Compound Rubber With Carbon Black Or Silic	-	-	1,339
62112000	400520000	Solutions; Dispersions Other Than Those Of Subheading No 4005 10	-	-	45
62119910	400591000	Plates, Sheets And Strip Of Com Pounded Rubber	-	-	38,434
62119990	400599000	Other Compounded Rubbe	1,412	284	12,653
62129000	400690000	Other Forms And Article Of Unvulca Nised Rubbe	233,219	332,392	424
62131000	400700000	Vulcanised Rubber Thread And Corc	715,415	1,073,172	63,438
62132110	400811000	Plates, Sheets And Strip Of Cellu Lar Rubbe	-	-	172
62132190	400819000	Other Form Of Cellular Rubbe	-	-	1,583
62133210	400821000	Plates, Sheets And Strip Of Non-cellular Rubbe	-	-	893,684
62133290	400829000	Other Form Of Vulcanised Rubbe	5,782	611	11
62141000	400910000	Pipes And Hoses Of Vulcanised Rub- Ber, Not Reinforced	-	-	71,383
62142000	400920000	Tubes, Pipes Reinforced Or Otherwis Combined Only With Metal	957	237	20,308
62143000	400930000	Pipes And Hoses Of Vulcanised Rub- Ber, Reinforced With Tex Material	-	-	99,218
62144000	400940000	Pipes And Hoses Of Vulcanised Rub- Ber, Reinforced With Other Materi	-	-	164,667
62145000	400950000	Pipes And Hoses Of Vulcanised Rub- Ber, With Fittings	-	-	12,872
62921110	401011100	Conveyor Belt Or Belting Reinforced Only With Metal, Width >20 Cm	277,771	50,668	60
62921190	401011900	Other Conveyor Belt Or Belting Reinforced Only With Metal	5,500	2,600	62,846
62921290	401012900	Other Conveyor Reinforced Textile Materi	1,226	200	21,882
62921310	401013100	Conveyor Reinforced Plastics Width > 20 C1	-	-	323
62921390	401013900	Other Conveyor Reinforced Plastic	-	-	4,562
62921910	401019100	Other Conveyor Belt Or Belting Width > 20 C1	-	-	61,789
62921990	401019900	Other Conveyor Belt Or Belting	3,370	4,560	35,931

Tabel
Table 21. Lanjutan
Continued

SITC	HS	Komoditi Commodity	Eksport/Export		Impor/
			Berat Bersih	Nilai FOB	Berat Bersih
			Net Weight (Kg)	FOB Value (US\$)	Net Weight (Kg)
(1)	(2)	(3)	(4)	(5)	(6)
62922100	401021000	Endless Transmission Belts Of Circumference 60-180 Cm	-	-	13,731
62922200	401022000	Endless Transmission Belts Of Circumference 180-200 Cm	-	-	2,203
62922900	401029000	Other Transmission Belts Or Belting	-	-	33,656
62510100	401110100	New Pneumatic Tyres, Of Rubber Of Seda	3,872	4,963	37,506
62510900	401110900	New Pneumatic Tyres, Of Rubber Of Other Sedan Car	146,600	156,305	6,689
62520000	401120000	New Pneumatic Tyres, Of Rubber Of A Kind Used On Buses Or Lorries	1,282,675	1,572,584	67,754
62530000	401130000	New Pneumatic Tyres, Of Rubber Of A Kind Used On Aircraft	-	-	363
62541000	401140000	New Pneumatic Tyres Of Rubber, Of A Kind Used On Motorcycles	546,124	1,103,420	-
62542000	401150000	New Pneumatic Tyres Of Rubber Used On Bicycles	1,822,701	3,142,634	61,076
62551000	401191000	New Pneumatic Tyres, Of Rubber, Having A "herring-bone" Or Similar	100,800	86,667	-
62559000	401199000	Other New Pneumatic Tyres Of Rubber	5,730,980	9,139,925	748,049
62592000	401210000	Retreaded Tyres	74,207	32,084	-
62593000	401220000	Used Pneumatic Tyres	304	408	-
62594000	401290000	Other Used Tyres	19,358	27,756	505
62591100	401310000	Inner Tube Of Rubber Of A Kind Used On Motorcars	182,565	51,447	13,013
62591000	401320000	Retreaded Or Used Pneumatic Tyres Of Rubber Used On Bicycles	545,811	1,184,736	352,821
62591930	401390300	Inner Tubes Of Rubber For Off The Road Vehicles	-	-	5,623
62591990	401390900	Inner Tubes Of Rubber For Other Vehicle	356,906	749,997	282,675
62919000	401490000	Other Hygienic Articles Of Rubber	134	254	12,266
84822110	401511000	Surgical Gloves Of Rubber	5,357,353	11,915,613	9,582
84822190	401519000	Other Gloves Of Rubber	22,000,289	46,434,848	22,330
84829900	401590900	Other Articles Of Rubber	-	-	45
62992000	401610000	Other Articles Of Cellular Rubber	285	166	-
62999100	401691000	Floor Coverings And Mats Of Vulcanised Rubber	-	-	869
62999200	401692000	Erasers	-	-	7,350
62999300	401693000	Gaskets, Washers And Other Seal	284	1,680	38,467
62999500	401695000	Other Inflatable Article	-	-	17
62999919	401699190	Rubber Stopper For Other Purposes	428	39	3,607
62999933	401699330	Vulcanised Rubber For Parts Of Motor Vehicle	-	-	2,774
62999934	401699340	Vulcanised Rubber For Parts Of Works Trucks, Tractors	-	-	323
62999936	401699360	Vulcanised Rubber For Parts Of Motor Cycles, Cycles, Invalid Car	-	-	366
62999939	401699390	Other Parts Of Rubber For Vehicle	1,610	166	115
62999991	401699910	Pre-cured Tread Rubber Other Than Hard Rubber	460,799	69,046	424,552
62999999	401699990	Other Articles Of Vulcanized Rubber Other Than Hard Rubber	61,485	39,201	7,567
62991000	401700000	Hard Rubber (for Example, Ebonite) In All Forms	989,200	22,205	12,858
21199200	410320000	Raw Hides And Skins Of Reptile	-	-	198
21199900	410390000	Other Raw Hides And Skin	59,750	42,050	634
61130190	410410190	Other Whole Bovine Skin Leather, Tanned Or Retanned	-	-	1,134
61172290	410729000	Other Leather Of Reptile	76,812	2,306,692	-
61179000	410790000	Leather Of Other Animal	180	23,160	-
61183000	410900000	Patent Leather And Patent Laminated leather; Metallised Leather	23,533	18,399	-
21191000	411000000	Parings And Other Waste Of Leather Or Of Composition Leather	7,336	15,396	-
61220000	420100000	Saddlery And Harness For Any Animal	6,922	5,430	-
83121000	420211000	Trunks, Suit-cases And The Like, With Outer Surface Of Leather	2,518	2,046	-
83122000	420212000	Suitcases, Trunks With Outer Surface Of Plastic	17,817	31,066	10,090
83111000	420221000	Handbags With Outer Surface Of Leather	5,202	18,539	-
83112000	420222000	Handbags With Outer Surface Of Plastic Sheet	555	26,101	9,737
83119000	420229000	Handbags With Outer Surface Of Other Material	104	297	11,656
83191310	420231000	Other Articles Like Handbags, With Outer Surface Of Leather	21,063	24,760	6,000

Tabel
Table

21. Lanjutan
Continued

SITC	HS	Komoditi Commodity	Ekspor/Export		Impor/
			Berat Bersih	Nilai FOB	Berat Bersih
			Net Weight (Kg)	FOB Value (US\$)	Net Weight (Kg)
(1)	(2)	(3)	(4)	(5)	(6)
83191320	42032000	Articles Carried In The Pocket With Outer Surface Of Plastic Sheeting	-	-	114
83191390	42023900C	Other Articles Carried In The Pocket	218	18,727	99
84811000	42031000C	Articles Of Apparel Of Leather	138,510	14,752	-
89477000	420321000	Gloves Of Leather Specially Design For Use In Sports	31	2,854	1
84812000	42032900C	Gloves Of Leather For Other Purpose	-	-	17,594
84813000	42033000C	Belts And Bandoliers Of Leather	11	1,110	7,173
84819000	42034000C	Other Clothing Accessories Of Leather	375	1,898	169
61210000	420400000	Articles Of Leather, Of A Kind Used In Machinery Or For Other Technical Use	-	-	9,913
61290000	420500000	Other Articles Of Leather Or Of Composition Leather	-	-	237
61311000	43021100C	Tanned Or Dressed Furskin, Whole, Of Mink	3,240	2,052	-
61312000	430212000	Tanned Or Dressed Furskin, Whole, Of Rabbit Or Hare.	-	-	5,440
61319000	430219000	Tanned Or Dressed Furskin, Whole, Of Other Animals	23,040	18,189	2,350
24501000	440110000	Fuel Wood, In Logs, In Billets, In Twigs, in Faggots Or In Similar Form	37,466	24,655	-
24611000	44012100C	Wood In Chips Or Particles Of Coniferous	243,656	166,524	-
24615000	44012200C	Wood In Chips Or Particles Of Non-coniferous	201,600	178,985	-
24620000	44013000C	Sawdust And Wood Waste And Scraps	938,881	209,220	-
24502100	44020010C	Coconut Shell Charcoal	3,009,929	556,397	-
24502200	44020020C	Mangrove Charcoal	19,478,615	3,277,764	-
24502900	44020090C	Other Wood Charcoal	2,779,637	677,442	-
24730240	440310240	Wood In The Rough, Treated With Paint, Stains; Of Kapur	181,865	60,521	-
24740300	44032030C	Other Wood In The Rough Of Pine	120,562	21,355	-
24751790	44034990C	Other Kinds Of Tropical Wood	48,000	17,328	-
24752919	44039190C	Wood In The Rough Of Oak For Other Purposes	-	-	239,660
63491121	44041021C	Split Poles Or Piles Of Agathis	1,499	197	-
63491122	44041022C	Split Poles Or Piles Of Pine	28,778	20,332	-
63491190	44041090C	Other Worked Woods Of Coniferous Species	239,930	167,918	-
63493000	44050000C	Wood Wool; Wood Flour	932,139	192,833	48,713
24820110	440710110	Agathis, Sawn Lengthwise But Not Planed, Sanded Or Finger-jointed	1,273,307	558,291	5,430
24820120	440710120	Agathis, Sliced Or Peeled But Not Planed, Sanded Or Finger-jointed	74,138	20,694	-
24820191	440710191	Other Sawn Agathis For Parquet Flooring	128,337	62,544	-
24820199	440710199	Other Sawn Agathis For Other Purpose	886,695	599,577	-
24820949	440710949	Parquet Flooring Of Other Coniferous	32,110	10,456	-
24820999	440710999	Other Sawn Coniferous, Sliced Or Peeled But Not Planed	108,600	33,107	-
24840410	440724100	Sawn Lengthwise But Not Planed, Sanded Of Virola, Mahagoni	1,753,455	813,301	-
24840490	44072490C	Other Form Of Virola, Mahagoni	56,627	32,053	44,345
24840510	440725100	Sawn Lengthwise But Not Planed, Sanded Of Dark Red Meranti	3,725,691	2,296,448	-
24840590	44072590C	Other Form Of Dark Red Meranti	49,456	32,035	-
24840611	440726110	Sawn Lengthwise But Not Planed Of White Meranti	18,939	16,385	-
24840619	440726190	Sawn Lengthwise But Not Planed Of Other White Lauan	-	-	69,779
24840811	44072911C	Sawn Lengthwise But Not Planed Of Tea	102,650	53,048	-
24840812	44072912C	Sawn Lengthwise But Not Planed Of Rami	50,330	20,465	-
24840813	440729130	Sawn Lengthwise But Not Planed Of Jongkong; Jelutong; Kapur	6,338,547	2,600,659	74,796
24840819	440729190	Other Sawn Lengthwise But Not Planed Tropical Wood, Nes	26,618	24,738	-
24840729	440729290	Other Sliced Or Peeled But Not Planed Tropical Wood, Nes	88,594	27,783	-
24840739	44072939C	Other Parquet Flooring Of Tropical Wood, Nes	184,576	73,167	-
24840791	44072991C	Other Forms Of Teak	10,384	787	-
24840793	44072993C	Other Forms Of Jongkong; Jelutong; Kapur	1,824,047	487,018	-
24840799	44072999C	Other Forms Of Tropical Wood, Nes	5,299,584	1,712,873	-
24840911	44079110C	Oak, sawn Lengthwise But Not Planed	3,442,433	972,980	-
24840912	44079120C	Oak, sliced Or Peeled But Not Planed	81,247	25,999	-

Tabel
Table

21.

Lanjutan
Continued

SITC	HS	Komoditi Commodity	Ekspor/Export		Impor/
			Berat Bersih	Nilai FOB	Berat Bersih
			Net Weight (Kg)	FOB Value (US\$)	Net Weight (Kg)
(1)	(2)	(3)	(4)	(5)	(6)
24840918	440791910	Sawn Wood Of Oak For Parquet Or Wood Block Writing	183,373	68,824	-
24840919	44079199C	Sawn Wood Of Oak For Other Purpose	219,774	67,465	1,849,423
24840921	44079210C	Beech,sawn Lengthwise But Not Plan-e	-	-	1,295,401
24840710	44079911C	Sawn Lengthwise But Not Planed Of Ebon	306,613	216,155	20,000
24840720	44079912C	Sawn Lengthwise But Not Planed Of Sand;	34,819	7,824	-
24840740	440799140	Sawn Lengthwise But Not Planed Of Giam;	109,845	46,843	-
24840750	440799150	Sawn Lengthwise But Not Planed Of Balau; Bangkirai;	1,797,879	944,771	-
24840790	44079919C	Sawn Lengthwise But Not Planed Of Other Woo	3,552,700	1,823,363	2,641,677
24840910	440799911	Parquet Flooring Of Ebon	1,715,566	1,164,014	-
24840960	440799919	Parquet Flooring Of Other Wood For Other Proposes	18,203	8,501	-
24840991	440799991	Other Wood Sawn Of Ebony For Other Purpos	39,600	41,461	-
24840992	440799992	Other Wood Sawn Of Sandal For Otherpurpos	45,029	12,082	-
24840995	440799995	Other Wood Sawn Of Balau/damar Lautbangkirai For Other	219,005	55,738	-
24840999	440799999	Other Wood Sawn Of Other Wood For Other Purposes	9,719,987	3,354,276	-
63411100	44081010C	Veneer Sheets Of Coniferous, Peeledby Rotarin	5,000	18,664	-
63411900	44081090C	Other Veneer Sheets Of Coniferou	109,479	52,362	31
63412319	44083190C	Other Veneer Sheets Of Dark Red Me Rant	521,309	321,726	-
63412399	440839900	Other Veneer Sheets Of Tropical Wood In Other Forms	21,000	9,717	-
63412910	44089010C	Veneer Sheets Of Other Wood, Peeledby Rotarin	46,264	28,237	-
24830110	440910110	Worked Wood Coniferous For Parquet Flooring Of Agathis	2,255,259	1,288,341	-
24830120	440910120	Worked Wood Coniferous For Parquet Flooring Of Pinus	85,463	74,485	-
24830190	440910190	Worked Wood Coniferous For Parquet Flooring Of Other Wood	2,051,659	901,836	-
24830911	440910911	Wood, Beaded, Moulded Of Coniferous Of Agathis	75,435	25,562	-
24830912	440910912	Wood, Beaded, Moulded Of Coniferous Of Pinu	40,000	32,333	-
24830919	440910919	Wood, Beaded, Moulded Of Coniferous Of Other Wood	47,252	7,015	-
24830922	440910922	Rounded Wood Or The Like Of Conife-rous Of Pinus	60,000	42,037	-
24830999	440910999	Other Worked Wood Coniferous Of Of Other Wood	437,345	135,136	-
24850110	44092011C	Non Coniferous For Parquet Flooring Of Ebon	3,041,702	2,227,322	-
24850120	440920120	Non Coniferous For Parquet Flooring Of Cendana	65,877	57,030	-
24850130	440920130	Non Coniferous For Parquet Flooring Of Jati, Ramin, Ulin	16,338	24,750	-
24850140	440920140	Non Coniferous For Parquet Flooring Of Giam, Johar, Kare	61,506	24,852	-
24850150	440920150	Non Coniferous For Parquet Flooring Of Cempaka, Kapur,	1,200,993	841,596	18,033
24850190	440920190	Non Coniferous For Parquet Flooring Of Other Wood	465,363	342,817	-
24850911	440920911	Wood, Beaded, Moulded Of Non Coni- Feros Of Ebony	33,343	8,616	-
24850912	440920912	Wood, Beaded, Moulded Of Non Coni- Feros Of Cendana,	21,165	17,714	-
24850913	440920913	Wood, Beaded, Moulded Of Non Coni- Feros Of Jati,	55,859	41,659	-
24850914	440920914	Wood, Beaded, Moulded Of Non Coni- Feros Of Giam,	37,674	23,212	-
24850915	440920915	Wood, Beaded, Moulded Of Non Coni- Feros Of Cempak;	6,035,738	3,066,091	-
24850919	440920919	Wood, Beaded, Moulded Of Non Coni- Feros Of Other	43,341	17,301	-
24850923	440920923	Rounded Wood Or The Like Of Non Coniferous Of Jati,	23,217	10,864	-
24850925	440920925	Rounded Wood Or The Like Of Non Coniferous Of	469,021	160,216	-

Tabel
Table 21. Lanjutan
Continued

SITC	HS	Komoditi Commodity	Ekspor/Export		Impor/
			Berat Bersih	Nilai FOB	Berat Bersih
			Net Weight (Kg)	FOB Value (US\$)	Net Weight (Kg)
(1)	(2)	(3)	(4)	(5)	(6)
24850929	440920929	Rounded Wood Or The Like Of Non Coniferous Of Other Wood	23,700	12,675	-
24850991	440920991	Other Worked Wood Non Coniferous Of Ebon	25,666	15,492	-
24850994	440920994	Other Worked Wood Non Coniferous Of Giam, Johar, Kare Mahoni	40,573	20,894	-
24850995	440920995	Other Worked Wood Non Coniferous Of Cemnaka kanur kemini	909,597	462,665	-
24850999	440920999	Other Worked Wood Non Coniferous Of Of Other Wood	1,265,979	557,414	-
63422100	441011000	Waferboard. Including Oriented Strand Board	8,453,335	1,032,229	-
63422900	441019000	Other Particle Board And Similar Board Of Wood	18,830,235	2,092,754	18,481
63423000	441090000	Particles Board And Similar Board Of Other Ligneous Materials	243,127	190,279	-
63451100	441111000	Not Mechanically Worked Or Surface Of Fibreboard, Density > 0.8 G/cm ³	13,885	25,334	18,052
63451900	441119000	Other Fibreboard Of A Density > 0.8 G/cm	10,482	6,837	29,023
63452100	441121000	Not Mechanically Worked Or Surface Of Fibreboard, Density 0.5-0.8 G/cm ³	48,899,184	8,559,969	-
63452900	441129000	Other Fibreboard Of A Density 0.5 - 0.8 G/cm	-	-	1,524
63453900	441139000	Other Fibreboard Of A Density 0.35 - 0.5 G/cm	-	-	38
63459900	441199000	Other Fibreboard Of Wood	22,526	30,414	-
63431300	441213000	Plywood With At Least One Outer Ply Of Tropical Wood Lt. 6 Mm Thickne	100,348,440	48,023,780	12,350
63431400	441214000	Other Plywood Lt. 6 Mm Thickness, W/ At Least One Ply Of Nonconifer	30,500	9,196	-
63439100	441219100	Plywood With Outer Ply Of Tea	2,449,748	2,262,186	-
63439900	441219900	Other Plywood With Outer Ply Of Other Wood	33,486,311	22,181,138	956
63441300	441223000	Other Plywood With At Least One Ply Of Non-coniferous Wood	332,894	125,730	-
63441900	441229000	Other Plywood Cont Particle Wood W/ At Least 1 Ply Tropical Wood	708,283	351,201	50,471
63449200	441292000	Oth. Kinds Of Plywood With At Least One Ply Of Tropical Wood	66,127	20,985	-
63449990	441299000	Other Plywood, Ne:	3,122,463	2,177,700	49,848
63421000	441300000	Densified Wood, In Blocks, Plates, Strips Or Profile Shapes	40,736,117	34,315,254	35,273
63541000	441400000	Wooden Frames For Paintings, Photo-graphs Or Similar Objects	192,423	164,764	57
63511110	441510110	Case, Boxes, Crates, Drums, And Similar Packing Of Plywood	40,040	25,125	-
63511190	441510190	Other Case, Boxes, Crates, Drums, And Similar Packing	374,483	177,026	-
63512100	441520100	Pallets, Boxpallets And Other Load Board Of Plywood	566,428	261,443	6,760
63512900	441520900	Other Pallets, Boxpallets And Other Load Board	20,473,819	8,492,111	1,282
63520000	441600000	Casks, Barrels, Vats, Tubs And Oth. Coopers' Products	95,124	42,240	-
63591000	441700000	Tools, Tool Bodies, Tool Handles Ofwood	2,961,726	813,096	433
63531000	441810000	Windows, French-windows And Their Frames Of Woods	778,324	526,236	-
63532000	441820000	Doors And Their Frames And Thres- Holds Of Woods	29,667,130	26,490,923	11,006
63539300	441830000	Parquet Panel Of Wood:	2,151,125	2,480,707	-
63539000	441890000	Other Builders Of Wood:	65,828,857	47,067,127	44,888
63542100	441900100	Chop Sticks Of Wood:	1,337,257	493,571	631
63542900	441900900	Other Tableware Of Wood	77,872	47,642	159
63549100	442010000	Statuettes And Other Ornaments, Of Wood	35,926	111,925	3,728
63549900	442090000	Other Wood Marquetry,cases For Cut-tery, Etc.,not Falling I Chapter 9	128,022	40,897	15
63599100	442110000	Clothes Hangers Of Wood	45,023	45,002	424
63599910	442190100	Wood Paving Block	2,828,592	2,096,925	-
63599920	442190200	Wooden Pegs Or Pins For Footwea	-	-	1,254
63599960	442190600	Tooth Picks	-	-	15,316
63599990	442190900	Other Article Of Wood	385,476	177,206	2,080
24403000	450110000	Natural Cork, Raw Or Simply Prepar-e	40,320	42,739	-
63311000	450310000	Corks And Stopper:	-	-	7,677
63319000	450390000	Other Articles Of Natural Cor:	-	-	9,164
63321000	450410000	Agglomerated Cork In Blocks, Platsheets And Strip	-	-	36,033

Tabel 21. Lanjutan
Table Continued

SITC	HS	Komoditi Commodity	Ekspor/Export		Impor/
			Berat Bersih	Nilai FOB	Berat Bersih
			Net Weight (Kg)	FOB Value (US\$)	Net Weight (Kg)
(1)	(2)	(3)	(4)	(5)	(6)
63329000	45049000	Other Agglomerated Corl	-	-	24,781
89973000	46011000	Plaits And Similar Products Of Plaiting Materials	17,340	20,217	-
89974300	46012030	Lampit Of Rattar	-	-	15,029
89974900	46012090	Other Mats, Matting Screens Of Veg Etables Material	144,527	237,095	1,106
89979000	46019100	Other Plaits Material Of Vegetable Material	-	-	35,925
89979900	46019900	Other Plaiting Material And Similar Produ	376,524	146,421	377
89971120	46021020	Basketwork And The Like Of Ratta	722,796	1,752,583	-
89971190	46021090	Basketwork And The Like Of Other Vegetable Materials	6,314	13,197	327
89971900	46029000	Other Basketwork Or Wickerwor	4,949	5,432	6,919
25120000	47010000	Mechanical Wood Pulp	1	2	-
25142000	47031900	Chemical Wood Pulp,soda Or Sulphateunbleached, Of Non-coniferous	2,999,871	1,180,145	-
25151000	47032100	Chemical Wood Pulp,soda Or Sulphatebleached, Of Coniferous	-	-	1,598,192
25152000	47032900	Chemical Wood Pulp,soda Or Sulphatebleached, Of Non-coniferous	98,777,623	34,304,649	1,038,823
25162900	47042900	Chemical Wood Pulp, Sulphite, Bleached, Of Non-coniferous	-	-	12,480
25111900	47071090	Waste Of Paper/p.board Of Unbleach For Other Purposes	246,551	42,519	-
64110100	48010010	Newsprint, In Rolls Or Sheets;white	500,000	203,930	96,966
64121000	48021000	Hand-made Paper And Paperboar	13,490	6,690	-
64125000	48025100	Other Paper And Paperboard Not Con Taining Fibres, Weight Lt 40 G/m	350	4,565	-
64126200	48025220	Woodfree Writing/printing Paper	47,563	42,939	-
64126900	48025290	Other Paper, 40 G Lt. Weight Lte. 150 (3,000	624	652
64127000	48025300	Other Paper Weighing > 150 G/m	5,209	2,800	2,015
64163200	48030020	Tissue Paper	1,272	8,641	1,335
64141100	48041100	Kraftliner Unbleached	7	4	-
64141900	48041900	Other Kraftline	-	-	46,190
64142110	48042110	Paper For Cement And Fertilizer Sack, Unbleached	12,397	5,786	4,748,524
64142190	48042190	Sack Kraft Paper For Other Purposesunbleache	-	-	923
64146110	48043110	Wetstrength 40 Gram - 60 Gram, For Plywood Adhesive Tane	-	-	998,690
64146190	48043190	Other Unbleached Wetstrengtl	-	-	23,955
64152000	48053000	Sulphite Wrapping Paper	-	-	18,057
64157900	48056090	Other Paper And Paperboard Lt. 150 (-	-	776
64153200	48062000	Greaseproof Paper	641	263	-
64191000	48071000	Paper And Paperboard, Laminated With Bitumen, Tar Or Asphalt	340,000	110,000	-
64192000	48079000	Other Composite Paper And Paper Board Not Surface Coated	34,000	11,000	-
64162000	48083000	Oth Kraft Paper, Creped Or Crinkle	-	-	430,242
64169900	48089090	Other Corrugated Paperboar	19,260	12,000	209
64131100	48091000	Carbon And Similar Copying Paper	-	-	436
64131900	48099000	Other Caarbon Paper In Rolls Or Sheet	-	-	8
64132190	48101119	Other Securities Paper	-	-	28,607
64132200	48101120	Coated Writing And Printing Paper Lt. 150 (78,774	53,665	14,463
64132900	48101190	Other Writing And Printing Paper Lt. 150 (-	-	41,535
64133100	48101210	Coated Writing And Printing Paper > 150 (-	-	151,094
64134200	48102900	Other Paper And Paperboard Used For Writing, Printing	-	-	42
64176000	48103900	Other Kraft Paper Not For Writing Or Printin	-	-	69,503
64177900	48109900	Other Paper And Paperboar	-	-	4,534
64173000	48111000	Tarred, Bituminised Or Asphalted Paper And Paperboard	90,994	174,651	55,216
64178110	48112110	Self-adhesive Paint Masking Tape In Jumbo Ro	14,944	28,657	10,942
64178190	48112190	Other Self-adhesive Paint Masking Tap	-	-	86,386
64178900	48112900	Other Gum Or Adhasive Paper And Paperboar	118,958	229,422	120,111
64172200	48113920	Paper Coated, Bleached For Formica And Plywood Industries	655,916	1,265,176	268,796
64172900	48113990	Other Bleached Paper Or Paperboard Coated With Plastics	224,365	444,018	34,765
64179100	48114000	Paper And Paperboard, Coated,impregnated Or Covered With Wax	331,593	635,003	48,382

Tabel
Table

21.

Lanjutan
Continued

SITC	HS	Komoditi Commodity	Ekspor/Export		Impor/
			Berat Bersih	Nilai FOB	Berat Bersih
			Net Weight (Kg)	FOB Value (US\$)	Net Weight (Kg)
(1)	(2)	(3)	(4)	(5)	(6)
64179930	48119030C	Metallic Paper For Paper Condense	11,840	22,380	6
64179950	48119050C	Pattern Paper For Formica Industr	-	-	51,104
64179990	481190900	Other Paper Cellulose Wadding Webs Of Cellulose Fibre	19,188	35,654	89,878
64193000	48120000C	Filter Blocks, Slabs And Plates, Ofpaper Pul	-	-	96
64241100	481310000	Cigarette Paper In The Form Of Bloklets Or Tubes	1,245	9,065	-
64155000	48139000C	Other Cigarette Paper	500	3,000	46,215
64194900	48149000C	Other Wallpaper And Simila	-	-	4
64242100	481610000	Carbon Or Similar Copying Papers Other Than Heading 48 09	-	-	1,002
64242300	48163000C	Duplicator Stencils Other Than Heading 48.0	-	-	11,336
64221000	48171000C	Envelopes	68,338	23,390	87
64222000	481720000	Letter Cards, Plain Postcard And Correspondence Cards	-	-	5
64223000	481730000	Boxes, Pouches, Wallets And Writingcompendiums	1	25	16,535
64294200	481820000	Handkerchiefs, Cleansing Or Facial Tissues And Towel	7,441	11,186	4,396
64294300	48183000C	Tablecloths And Serviette:	-	-	225
64295000	481840000	Sanitary Towels And Tampons, Napkinand Napkins Liners	1,760	2,747	113,778
64294900	48189000C	Other Sanitary Pape	-	-	323
64211000	481910000	Cartons, Boxes And Cases, Of Corrugated Paper Or Paperboard	5,494	34,454	12,991
64212000	481920000	Folding Cartons, Boxes And Cases, Of Non-corrugated Paper	28,910	10,267	1,578
64213900	48193090C	Sacks And Bags For Other Purpose	-	-	164,000
64214900	48194090C	Oth Sacks And Bag For Other Purpos	-	-	99,207
64215000	481950000	Other Packing Containers, Includingrecord Sleeves	1,617	5,479	4,484
64216000	481960000	Boxes File, Letter Trays, Storage Boxes And Similar Articles	-	-	3,974
64231000	482010000	Registers, Account Books, Note Bookand Similars	12	37	3,150
64232000	48202000C	Exercises Books	1,934	118	-
64235000	48205000C	Albums For Samples Or For Collecti-on	287	383	4,666
64239000	48209000C	Other Articles Of Stationar	-	-	3,592
89281100	48211000C	Paper Or Paperboard Labels; Printe	-	-	9,303
89281900	48219000C	Paper Or Paperboard Labels; Other Than Printe	1,198	196	31,537
64291900	48229000C	Bobbins, Spools Of Paper For Other Purpos	-	-	21,711
64244100	48231100C	Self-adhesive Paper	-	-	22,520
64244900	48231900C	Other Gums Or Adhesive Pape	-	-	7,910
64245100	48232010C	Filter Paper	-	-	4,134
64245900	48232090C	Other Filter Paper Or Paperboan	19,166	16,631	728
64248100	482351000	Other Paper And Paperboard Printed,embossed Or Perforated	14,868	13,202	-
64248900	48235900C	Other Paper And Paperboard For Writin	14,671	9,535	-
64293000	482360000	Trays, Dishes, Plates, Cups And Thelike, Of Paper Or Paperboard	-	-	13
64299710	48237010C	Paper Gaskets And Washer	-	-	180
64299790	48237090C	Other Moulded Or Presses Article	-	-	18,257
64299940	482390400	Base Paper Of Printed Cork Tippingfor Cigarettes Industry	-	-	21,687
64299990	48239090C	Other Paper Or Paperboard Of Cellu-lose Fibr	3,587,676	1,153,533	59,760
89215000	490110000	Printed Books In Single Sheets, Whether Or Not Folded	30,380	94,321	-
89219000	49019900C	Other Brochure,leaflets And Simila	100,915	118,363	1,600
89285000	490400000	Music, Printed Or In Manuscript, Whether Or Not Bound Or Illustrate	12,033	4,329	-
89214900	49059900C	Other Topographical Plans, Printe	-	-	393,870
89283900	49070090C	Stock, Share Or Board Certificates And Simila	-	-	6
89241100	49081000C	Transfers (decalcomanias), Vitri-fi-abl	-	-	14
89241900	49089000C	Other Transfers	6,277	19,995	2,766
89242000	49090000C	Printed Or Illustrated Postcard	-	-	272,036
89284000	491000000	Calendars Of Any Kind, Printed, Including Calendar Blocks	2,803	7,350	538
89286000	491110000	Trade Advertising Material,commerc-ial Catalogues And The Like	79,824	46,222	772

Tabel 21. Lanjutan
Table Continued

SITC	HS	Komoditi Commodity	Eksport/Export		Impor/
			Berat Bersih	Nilai FOB	Berat Bersih
			Net Weight (Kg)	FOB Value (US\$)	Net Weight (Kg)
(1)	(2)	(3)	(4)	(5)	(6)
89287100	491191100	Anatomical, Botanical And The Like, instructional Charts And Diagrams	-	-	76
89287900	491191900	Other Printed Design	46	1,453	8,004
89289000	491199000	Other Printed Matter	42	67	15,898
26310000	520100000	Cotton, Not Carded Or Combed	-	-	291,178
65121900	520419000	Cotton Sewing Thread Not For Retail Sale Containing Lt. 85% Cotton	-	-	208
65133121	520512100	Uncombed Fibre Yarn >= 85% Cotton, 14 Lt.met.nbr Lt. 43 unbleach not M	58,102	127,744	-
65134241	520624100	Combed Fibre Yarn Lt. 85% Cotton 52 Lt.met.nbr Lt. 80 unbleach not M	26,950	26,950	-
65221290	520812900	Other Unbleached Plain Weave > 100 G/m	14,386	39,976	-
65233190	520841900	Plain Weave Of Dif. Colour Lt. 100 G/m2, Other	209	132	-
65233290	520842900	Plain Weave Of Dif. Colour > 100 G/m2, Other Fabrics	1,793	25,738	-
65234200	520852000	Plain Weave Printed, Weighing More Than 100 G/mi	859	10,215	-
65243000	520942000	Plain Weave Of Yarns Of Diff.colour denim > 200gr/m2	23,177	80,724	-
65245900	520959000	Other Fabrics Printed Weight Lt. 200g/m2, Containinig Lt. 85% Cotton	2,191	22,554	-
65223900	521019000	Other Fabrics Unbleached Weight Lt. 200g/m2, Containin Lt. 85% Cotton	75,585	39,075	-
65252100	521031000	Other Fabrics Dyed Weight Lt. 200g/m2, Containing Lt. 85% Cotton	6,800	40,639	-
65224200	521112000	Unbleached 3-thread Or4-thread Twillinc. Cross Twill Weight > 200g/m2	424	12,744	-
65264190	521141900	Oth Plain Weave Fabr Yarn Diff Colocontain Lt.85% Of Cott Weight>200m2	168	4,106	-
65297900	521224900	Oth.woven Fabrics Of Cott Lt.200gr/m2of Other Of Yarn Of Diff Colours	74,717	43,156	-
26410000	530310000	Jute And Other Textile Bast Fibres.raw Or Rette	-	-	73,934
26549000	530490000	Textile Fibres Of Genus Agave	9,732	2,558	-
26559000	530529000	Textile Fibres Of Abaca Other Ray	11,215	22,825	-
65197220	530720200	Multiple Yarn Of Jute Not For Re Tail Sal	-	-	44,000
65450110	531010100	Woven Fabrics Of Jute Unbleached Plai	-	-	3
65141110	540110110	Sewing Thread Of Nylon Or Other - Polyamides Not For Retail Sale	1,343	1,924	-
65141120	540110120	Sewing Thread Of Polyester Not For Retail Sal	381	486	5,036
65142100	540120100	Sewing Thread Of Artificial Filamen Not Put Up For Retail Sale	1,603	4,156	-
65142200	540120200	Sewing Thread Of Artificals Filmt For Retail Sale	7,776	8,942	-
65151100	540231000	Textured Yarn Or Other Polyamides, Measuring Per Single Yarn Lt. 50	-	-	1,782
65159000	540239000	Other Textured Yarn Of Syntetic Fi Lament, Not For Retail Sale	950	1,235	-
65169190	540261900	Multiple Nylon Yarn For Other Use	-	-	15
65169990	540269900	Other Multiple Yarn For Other Use:	-	-	8
65173000	540310000	High Tenacity Yarn Of Viscose Rayo	-	-	23,496
65176200	540342000	Multiple Yarn Lt.67decitex Of Cellulose Acetat	-	-	162,901
65188900	540490000	Other Syntetic Textile Material:	-	-	5,853
65311900	540710900	Woven Fabric From High Tenancy Yarnof Synth Filmt Yarn Dyed print&oth	45,066	55,521	3
65315400	540754000	Woven Fabric Printed Cont >=85% Textured Polyester	24,391	83,869	-
65316100	540761000	Woven Fabric Cont >=85% Non Textur Ed Polyester	1,417	4,725	-
65317900	540769000	Other Woven Fabric Cont >=85% Poly Ester Filament	38,613	182,174	-
65317400	540774000	Woven Fabric Printed Cont >=85% Synthetic Filament	8,360	36,294	-
65351900	540810900	Woven Fabrics From High Tenacity Ofart Filament Dyed printed	4,104	17,985	-
65359400	540834000	Other Woven Fabric Printed	1,227	1,676	-
26661000	550110000	Synthetic Filament Tow Of Nylon Or Other Polyamides	2,604	2,062	-
26652000	550320000	Synthetic Staple Fibre, Not Carded Of Polyester	30,000	19,921	-
26721000	550510000	Waste Of Man Made Fibre Of Synthe- Tic Fibre	6,413	236	-
26679000	550690000	Other Synthetic Staple Fibre.carded	58,141	13,697	-

Tabel 21. Lanjutan
Table Continued

SITC	HS	Komoditi Commodity	Ekspor/Export		Impor/
			Berat Bersih	Nilai FOB	Berat Bersih
			Net Weight (Kg)	FOB Value (US\$)	Net Weight (Kg)
(1)	(2)	(3)	(4)	(5)	(6)
65182320	550932000	Multiple/cabled Yarn Cont >= 85% Ofacrylic Or Modacrylic Staple Fibre	-	-	3
65182410	550941000	Single Yarn Oth Yarn Contain>=85%of Synthetic Staple Fibres	-	-	7,200
65184530	550953000	Other Yarn Of Polyester Staple Fibrmixed Mainly Or Solely With Cotton	9,103	15,916	-
65184990	550999000	Other Yarn Of Synthetic Staple Fibr	-	-	2,084
65331200	551321000	Wov Fabric Con Lt.85%of Polyester Stapfib,plain Weave Mix With Cotton D	391	2,081	-
65343000	551511000	Other Woven Fabric Mixed Mainly With Viscose Rayon	31,812	103,308	-
65771290	560129000	Other Articles Of Waddin	-	-	728
65771300	560130000	Textile Flock And Dust And Mill Net	-	-	5,000
65719900	560290900	Other Felt,not Imprenated,covered Or Laminate	-	-	1,477
65720200	560312000	Non Woven Fabric Weighing 25 - 70 G/mi Of Man-made Filament	-	-	188
65751290	560729000	Other Binder Of Oth Fibre Of Genus Agav	-	-	47,633
65751300	560730000	Twine Of Abaca (manila Hemp Or Musa Textillis Nee)	-	-	21,738
65751490	560749000	Other Binder Of Polypropylen	-	-	15,196
65751900	560790000	Oth Twine, cordage And Cable Coveredwith Rubber Or Plastics	-	-	75
65752110	560811000	Made Up Fishing Net Of Textile Mat	3,086	18,828	16,838
65752190	560819000	Other Made Up Nets Of Tex Material:	-	-	11,290
65759000	560900000	Articles Of Yarn, Strip Or The Like Of Heading 54.04 Or 54 05	78,810	114,866	5,262
65943000	570330000	Carpet Tufted Of Other Man-made Textile Materials	12,150	24,787	-
65969200	570500200	Other Carpets Whether Or Not Made Up, Of Man-made Fibres	-	-	5,938
65495000	580190000	Other Woven Pile Of Other Textile Material	7,927	3,224	-
65496000	580220000	Terry Towelling And Similar Of Oth.textile Material	57	85	2,651
65641000	580410000	Tulles And Other Net Fabric:	-	-	170
65642900	580429000	Mechanically Of Oth Textil Materia	74,222	11,343	-
65611000	580610000	Woven Pile Fabrics &chenille Fabri	750	4,754	-
65613290	580632900	Other Webbing Of Man Made Fibr	10,022	1,669	86
65613990	580639900	Other Webbing Of Textile Material	-	-	23
65629900	580790900	Labels , Badges And Similar Of Other Materi	21	46	-
65491000	580900000	Woven Fabrics Of Metal Thread And Woven Fabr Of Metallised Yarn Hd 5	-	-	2,168
65793111	590210110	Rubberised Tyre Cord Of Nylon Chafer Canvas Type	-	-	39,295
65793119	590210190	Rubberised Tyre Cord Of Nylon Other Tvr	-	-	145,098
65793211	590220110	Rubberised Tyre Cord Of Polyesterchafer Canvas Type	-	-	2,748
65793290	590220900	Other Tyre Cord Fabric Of Polyeste	-	-	235
65732100	590310000	Textile Fabrics Impregnated,coated With Polyvinyl Chloride	-	-	2,360
65733100	590610000	Adhesive Tape Of A Width Lte. 20 Cn	8,400	16,832	-
65734190	590700190	Textile Fabrics Other Coated With Other Substances	-	-	15
65791100	590900100	Fire Hoses	-	-	32,876
65791900	590900900	Other Hosepiping And Simila	-	-	59,265
65792000	591000000	Transmission Or Conveyor Belts Or Belting, Of Textile Material	-	-	486
65773310	591131000	Textile Fabrics And Felt Use In - Paper Making Weighing Lt 650 Gr/m ²	-	-	164
65773320	591132000	Textile Fabrics And Felt Use In - Paper Making Weighing 650 Gr/m ²	-	-	463
65773400	591140000	Straining Cloth Of A Kind Used In Oil Presses Or The Like	-	-	5,582
65773900	591190000	Other Of Textile Products & Articlefor Technical Uses	-	-	1,531
65511310	600110310	long Pile fabr Of Synthetic Fibreunbleached, Not Mercerised	1,992	211	23,334
65529210	600292100	Other Fabrics Of Cotton Unbleached, Not Mercerised	35	252	-
65529990	600299900	Other Fabrics	-	-	7,299

Tabel 21. Lanjutan
Table Continued

SITC	HS	Komoditi Commodity	Ekspor/Export		Impor/
			Berat Bersih	Nilai FOB	Berat Bersih
			Net Weight (Kg)	FOB Value (US\$)	Net Weight (Kg)
(1)	(2)	(3)	(4)	(5)	(6)
84310200	610120000	Man's Or Boy's Overcoats, knitted Or crocheted Of Cotton	-	-	97
84321200	61031200C	Knitted Or Crocheted Suits, Of Synthetic Fibre	1,470	6,955	-
84321990	61031990C	Knitted Or Crocheted Suits, Of Other Fibre	-	-	1,116
84324200	61034200C	Men's Trousers Knitted Or Crocheted Of Cotto	175,793	1,255,406	-
84421100	610411000	Women's Suits Knitted Or Crocheted Of Wool Or Fine Animal Hair	803	456	-
84421200	61041200C	Women's Suits Knitted Or Crocheted Of Cotto	12,880	11,798	1,628
84421900	610419000	Women's Or Girl's Suits, Ensembles, jackets, dresses, etc. of Oth tex mate	4,855	38,402	-
84424300	610443000	Women's Dress Knitted Or Crocheted Of Synthetic Fibres	2,257	9,692	-
84425900	610459000	Skirts And Divided Skirts Of Other Textile Materials	4,258	14,198	-
84426900	610469000	Women/girl Trouser, bib & Brace Overbreec, short Of Wool/fine Animalhair	-	-	1,522
84371000	61051000C	Man's Or Boys Shirts Of Cotto	-	-	18,360
84379900	61059000C	Man's Or Boy's Shirts Of Other Textile Material	3,382	1,260	-
84470100	61061000C	Women's Or Girl's Blouses, Shirts of Cotto	111	6,981	-
84381200	610712000	Men's Or Boy's Underpants, Briefs, Nightshirts, etc. Of Man Made Fibres	-	-	3,175
84382990	61072990C	Night Shirts And Pjamas Of Other Fibre	40	637	-
84389910	610799100	Man's Bath Robes, dressing Gown Of Wool Or Fine Animal Hair	14,779	1,753	-
84482200	61082200C	Briefs And Panties Of Man-made Fibre	55	2,160	-
84483200	610832000	Women's & Girl's Nightdresses And Pjamas Of Man-made Fibres	627	1,737	-
84540190	61091090C	T-shirt Other Vests, of Cotto	619	11,696	-
84540990	61099090C	T-shirts Other Vests Of Other Textile Material	26,951	85,442	20,517
84530100	611010000	Jerseys, Pullovers, Cardigans Of Wool Or Fine Animal Hair	2,547	12,313	-
84530200	61102000C	Jerseys, Pullovers, Cardigans Of Cotto	1,185	6,224	-
84530300	611030000	Jersey, Pullovers, Etc Knitted Or Crocheted Of Man Made Fibres	1,959	30,652	-
84512120	611110200	Stocking, under Stocking, socks, anklesock Of Wool/fine An hair For Baby	-	-	2,294
84512190	61111090C	Other Babies Garment	126	1,930	-
84512200	611120000	Babies' Garments And Cloth.access. Knitted Or Crocheted Of Cotton	77	1,158	1,406
84512900	611190000	Babies' Garments And Cloth.access. Knitted Or Croch. Of Oth text mate	-	-	246
84524000	611300000	Garments, Made Up Of Knitted Or Crocheted Fabrics	272	816	-
84599300	611430000	Other Garments Knitted Or Crocheted of Man-made Fibres	12	193	-
84599900	611490000	Other Garments Knitted Or Crocheted of Other Textile Materials	135	1,270	-
84629210	611592100	Foot Wear With Out Soles Containing Rubber Threads	1,982	12,499	-
84629220	61159290C	Oth Footwear Without Soles Of Cotto	-	-	7,290
84629300	611593000	Foot Wear With Out Sofes Soles Of Synthetic Fibres	91	798	-
84693000	611710000	Shawls, Scarves, mufflers, mantillas, veils And The Like	5,549	9,715	77
84699900	611790000	Other Made Up Clothing Accessories, knitted Or Crocheted & Parts	482	597	-
84111000	620111000	Overcoats, raincoats, car-coats, capes, etc. Of Wool Or Fine Animal Hair	2	625	-
84112920	620119900	Other Men's Overcoat, Raincoat Of Oth Textil Mat.fibre	1,192	9,997	-
84119210	62019210C	Sarung Batik Of Cotton For Ma	97,573	593,094	-
84119220	62019220C	Kain Panjang Batik Of Cotton For Ma	2,205	51,940	-
84119290	62019290C	Other Of Cotton Other Tanh Batil	129,743	1,078,698	17,538
84211990	620219900	Women's Overcoats, raincoat Of Othertextil Materials Other Than Batik	1,562	19,759	-
84219240	62029240C	Sarung Pelekat Of Cotton For Wome	23,829	40,799	-
84219399	62029399C	Other Women's Wind-jacket Of Man Made Fibre	1,900	7,657	-
84122919	62031919C	Men's Suits Of Cotton Other Than Bati	60	2,444	-

Tabel
Table 21. Lanjutan
Continued

SITC	HS	Komoditi Commodity	Ekspor/Export		Impor/
			Berat Bersih	Nilai FOB	Berat Bersih
			Net Weight (Kg)	FOB Value (US\$)	Net Weight (Kg)
(1)	(2)	(3)	(4)	(5)	(6)
84122999	620319990	Man's Suits Of Other Fibres Batik Other Than Batik	2,590	38,073	-
84140210	62034210C	Men's Trousers And Shorts Of Cottonbati	443	8,164	-
84140290	620342900	Men's Trousers And Shorts Of Cottonother Than Batik	788,272	2,026,403	-
84140399	62034399C	Other Men's Trousers Of Synthetics Fibre	1,344	11,520	-
84140990	620349900	Men's Trousers And Shorts Of Other Textile Materials Othe Than Batik	176,553	1,668,590	-
84221100	620411000	Women's Or Girl's Suits,ensembles, Etc. Of Wool Or Fine Animal Hair	24,295	84,568	-
84221290	62041290C	Women's Suits Of Cotton Other Thanbati	558	243	-
84221990	620419900	Women's Suits Of Other Textile Materials Other Than Batik	240	7,320	-
84250390	620453900	Women's Skirts & Divided Skirts Ofsynthetic Fibres Other Than Batik	222	7,053	-
84260290	620462900	Women's Trousers&shorts Of Cotton Other Than Batik	18,641	117,856	34,137
84260990	620469900	Women's Trouser And Short Of Other Textile Materials Other Than Batik	247	379	-
84159100	620510000	Men's Or Boy's Shirts Of Wool Or Fine Animal Hair	373	6,175	-
84151000	62052000C	Men's Or Boy's Shirts Of Cotto	10,692	70,744	-
84159310	62053010C	Men's Or Boy's Shirts Of Synthetic Fibr	103,451	86,602	-
84159300	62053020C	Men's Or Boy's Shirts Of Man Made Fibre	120	842	-
84159900	62059000C	Men's Or Boy's Shirts Of Other Textile Material	20,106	168,398	-
84270311	62063011C	Blouses Of Cotton Batil	60	2,820	-
84270319	62063019C	Blouses Of Cotton Other Than Batil	-	-	7,930
84169190	620791900	Men's Or Boy's Articles Of Cotton Other Than Batik	100	463	-
84169999	620799990	Men's Or Boy's Articles Of Other Textile Material Other Than Batik	1,895	1,316	-
84281100	62081100C	Slips And Petticoats Of Man Made Fibre	5,002	30,123	-
84289190	62089190C	Other Women's Or Girl Articles Of Cotto	13,355	105,631	6,609
84289200	620892000	Women's/girl's Singlets & Oth Vestsnot Knit/croch. Of Man Made-fibres	6,986	1,422	-
84511190	620910900	Oth. Babies Garments And Clothing Accessories Of Wool/fine Animalhair	17,360	2,256	-
84511239	62092039C	Dresses Of Cotton Other Than Batik For Bab	9,689	31,657	-
84511259	62092059C	Blouses Of Cotton Other Than Batik For Bab	8,094	27,085	-
84511290	620920900	Oth. Babies Garments And Clothing Accessories Of Cotton	667	16,604	-
84521000	621010000	Garments,made Up Of Fabrics Of Headn0.56.02 Or 56.03	5,503	186,195	-
84522290	62102090C	Oth.garmen In Subheading 6201.11 To6202.1	627	1,737	-
84523300	621030000	Garments Of The Type In Subhead No.620211 To 620219 Of Fabr in Hs 590	1,697	1,105	-
84523500	62105000C	Other Women's Or Girls' Garment	29,234	70,773	-
84561990	621111990	Swim Wear Mens/boys Of Other Fibresother Than Batik	-	-	39
84551000	62121000C	Brassieres	865	31,645	6,367
84611290	62132090C	Handkerchiefs Of Cotton Other Than Bati	-	-	27
84612190	621410900	Shawl,scarves Of Silk Or Silk Wasteother Than Batik	905	196	-
84612991	62149091C	Shawl, Scarves Of Other Fibres Bati	44	99	-
84612999	62149099C	Shawl, Scarves Of Other Fibres Other Than Bati	81	1,077	-
84619100	62171010C	Stocking, Socks And Sockette	-	-	366
84619900	62171090C	Other Made Up Clothing Accessorie	122	700	-
84619999	621790000	Parts Of Collars,tuckers,fallals, Trimming For Women And Girl Garmer	-	-	40
65833900	63014090C	Other Blankets Of Synthetic Fibre	-	-	51
65839900	63019090C	Other Blankets And Travelling Rug	8,229	3,517	543
65842219	630221900	Other Bed Linen,printed Of Cotton Other Than Batik	-	-	29
65845519	63025190C	Other Table Linen Of Cotton Other Than Bati	273	366	80
65847690	63026090C	Toilet Linen And Kitchen Linen Other Than Bati	53	300	1,459
65847999	63029199C	Other Linen Other Than Batil	-	-	1,645
65851110	63031100C	Curtains Knitt Or Crocheted Of Co	24	33	-
65851190	630319000	Curtains Knitted Or Crocheted Of Other Textile Materials	9,151	11,248	437

Tabel
Table 21. Lanjutan
Continued

SITC	HS	Komoditi Commodity	Ekspor/Export		Impor/
			Berat Bersih	Nilai FOB	Berat Bersih
			Net Weight (Kg)	FOB Value (US\$)	Net Weight (Kg)
(1)	(2)	(3)	(4)	(5)	(6)
65851990	630399000	Curtains Not Knitted Or Crocheted Of Other Textile Materials	124	118	-
65852990	630419900	Bedspreads Of Other Fibre	624	158	-
65859100	630491000	Other Furnishing Articles Knitted Or Crochete	192	529	-
65811000	630510000	Sacks And Bags Of A Kind Used For Packing Of Goods Of Jute	26,236	10,662	780,591
65812900	630520900	Other Sacks And Bags Of Cotto	-	-	446
65813290	630532900	Sacks And Bags Of A Kind Used For Pack. Of Other Man Made Text mater	-	-	3
65813390	630533900	Sacks & Bag Of Akind Used For Pack.of Good Of Polvethvl not Knit/crochl	108,863	129,875	-
65821100	630611000	Tarpaulins, Awnings And Sunblinds Of Cotte	21,295	24,343	-
65821900	630619000	Tarpaulins, Awnings And Sunblinds Of Other Textile Materials	31,643	36,756	-
65822900	630629000	Tents Of Other Textile Material:	7,962	70,116	-
65892900	630710900	Oth.floor-cloth,dish-cloths,duster	-	-	449
65893918	630790191	Oth.made Up Articles Of Other Felt Weighing >= 750 Grams	-	-	213
65893990	630790900	Other Than Made Up Article:	9,253	39,020	-
65899000	630800000	Sets Consisting Of Woven Fab & Yarnfor Making Up Into Rug tanestries	2,366,819	1,469,219	-
26901000	630900000	Worn Clothing And Oth Worn Article	60,459	150,342	1,100
26902900	631090000	Other Used Or New Rug, cordage, rope & cable Of Twine corda&e rope/cabl	46,775	12,565	-
85131920	640199200	Sandal And Bathing Slipper	20,823	34,220	70,732
85131990	640199900	Other Footwear With	1,459	258	9,520
85123000	640219000	Other Footwear Of Rubber Or Plasti	11,119	101,007	-
85132200	640220000	Footwear With Upper Straps Or Thongassembled To The Sole By Plus	150	395	-
85132991	640299100	Oth.shoes(excluding Shoes For Spor	890	1,826	-
85132992	640299200	Other Sandal And Bathing Slipper	61,526	426,003	225,777
85132999	640299900	Other Footwear Without Metal Toe&aj	2,400	19,083	-
85124100	640319100	Ski-boot&cross Country Sky Footwearother With Outer Soles Of Leather	1,059	6,380	-
85141000	640320000	Footwear With Outer Sole Of Leatherand Uppers Of Leather Straps	-	-	4,219
85148911	640391100	Other Footwear Covering The Ankle For Men's And Boy's Shoes	16,801	10,477	-
85148991	640399100	Oth.footwear Men's And Boy's Shoe	156	1,575	2,900
85148992	640399200	Oth.footwear Women's & Girl's Shoe	4,365	9,350	1,987
85148999	640399900	Other Footwear Made On A Base Of Wood, No Inner Sole	4,426	9,350	7,826
85125100	640411100	Sports Footwear Of Rubbe	59	134	6,418
85125200	640411200	Sports Footwear Of Plastic	854	2,850	-
85151190	640419190	Other Sport Footwear Of Rubber For Othe	-	-	16,013
85159000	640520000	Other Footwear With Uppers Of Textile Materials	264	3,842	-
85170100	640590100	Diver's Footwear	362	236	-
85190100	640610000	Uppers And Parts Thereof,other Thanstiffener	-	-	8,111
85190200	640620000	Outer Soles And Heels, Of Rubber Orplastic	-	-	351,214
85190910	640691000	Parts Of Footwear Of Wood	33,350	22,643	-
84842000	650400000	Hats And Other Headgear, Plaited Ormade By Assemb. Strins Of Any Mate	1	3	-
84843900	650590000	Hats And Other Headgear, Knit/crochor Made Up From Lace oth Tex fabric	4,903	6,730	-
84844900	650610900	Other Safety Headgea	-	-	506
89941100	660110000	Garden Or Similar Umbrella	33,403	23,367	60
89941990	660199000	Other Umbrellas	-	-	12,981
89949910	660390100	Part, Trimming And Accessories For Articles Of Heading No 66 01	-	-	18
89921000	670210000	Artificial Flowers, Foliage And Fruit Of Plastic	-	-	293,291
89929000	670290000	Artific. Flowers, Foliage And Fruit& Parts Thereof;of Oth Than Plastic	72	161	248,555
66131000	680100000	Setts, Curbstones And Flagstones,ofnatural Stone (except Slate)	268,531	25,849	12,409
66133200	680210200	Mosaic Cubes Of Natural Ston	18,150	10,480	-
66135900	680229000	Other Stone Simply Cut Or Saw	7,116	15,227	-
66136000	680291000	Other Marble, travertine & Alabaste	18,989	6,758	-
66139900	680299000	Other Stone	289	8,694	62,519

Tabel 21. Lanjutan
Table Continued

SITC	HS	Komoditi Commodity	Eksport/Export		Impor/
			Berat Bersih	Nilai FOB	Berat Bersih
			Net Weight (Kg)	FOB Value (US\$)	Net Weight (Kg)
(1)	(2)	(3)	(4)	(5)	(6)
66311000	680410000	Millstones And Grindstones For Milling, Grinding Or Polishing	7,499	2,745	87,490
66312200	68042200C	Other Millstones, Grindstones Of Ceramic	-	-	14,707
66312300	68042300C	Other Millstones, Grindstones Of Natural Ston	-	-	186,273
66313000	68043000C	Hand Sharpening Or Polishing Stone	21,000	682	126,627
66321000	680510000	Abrasive Powder On A Base Of Woven Textile Fabric Only	-	-	430
66322900	680520900	Other Abrasive Powder On A Base Of Paper Or Paperboard	-	-	34,336
66329900	680530900	Other Abrasive Powder On A Base Of Other Materials	-	-	2,235
66351000	680610000	Slag Wool,rock Wool&similar Mineralwools In Bulk,sheets Or Rolls	-	-	256,743
66353000	680690000	Other Mixtures And Articles Of Heatinsulating,sound- insulating Minerz	-	-	273,389
66181100	68071000C	Articles Of Asphalt In Roll	-	-	1,812,093
66181900	680790000	Articles Of Asphalt Or Of Similar Material Other Than In Roll	-	-	2,782,502
66331110	680911000	Board,sheets,panel,tiles Of Plasterfaced Or Reinforced With Paper	-	-	40,570
66331190	680919000	Other Articles Of Plaster Boards, Sheets,panels,tiles	-	-	512,000
66332910	68101910C	Floor Or Wall Tiles Of Cemen	21,600	2,880	-
66332990	68101990C	Other Articles Of Cemen	-	-	18,000
66334999	68109990C	Other Articles Of Cement Or Of Artificial Stor	3,399	3,957	39
66183200	681120000	Other Sheets, Panels, Tiles And Similar Articles Of Asbestos-cement	-	-	1,551
66183390	681130900	Other Pipes And Pipe Fitting Of Asbestos Cement	-	-	26
66381300	681230000	Cord And String Of Asbestos,whetheror Not Plated	-	-	548
66381600	68126000C	Paper, Millboard & Felt Of Asbesto	-	-	237
66381700	681270000	Compressed Asbestos Fibre Jointing,in Sheets Or Rolls	-	-	20,649
66381900	68129000C	Other Articles Of Asbesto	-	-	35
66382100	68131000C	Brake Linings And Pad	41,328	102,981	8,989
66382900	68139000C	Friction Material & Article Thereof	-	-	797
66335100	681410100	Sheet And Strip, simply Cut To Shapeof Agglomerated Mica	-	-	3,997
66336190	68151090C	Other Non Electrical Articles Of Graphit	-	-	628
66337000	68152000C	Articles Of Pea	-	-	80
66231000	690100000	Bricks,blocks,tiles And Oth.ceramicgoods Of Siliceous Fossil Meals	724	1,600	7,978
66232100	690210000	Refractory Bricks, Blocks, Tiles Containing By Mg,ca,cr 50 %	-	-	350,037
66232200	690220000	Refractory Bricks, Blocks, Tiles Containing By Al2 O3,si O2 > 50%	-	-	2,385,352
66232900	69029000C	Other Refractory Bricks,blocks,til	3,420	2,714	1,629,148
66370100	690310000	Refractory Ceramic Goods Containingby Weight Graphite> 50%	588	4,880	-
66370200	690320000	Refractory Ceramic Goods Containingaluminium > 50%	-	-	499
66370900	69039000C	Other Refractory Ceramic Good	2,131	5,292	237,328
66241900	69049000C	Other Ceramic Flooring Block	272	364	234,331
66242900	69059000C	Other Chimney Pots,cowls Et	-	-	113,910
66244100	690710000	Unglazed Tile, Cube & Sim.articles,in Asquare The Side Of Which I te	-	-	17,905
66244900	690790000	Oth Unglazed Tile, Cube And Similararticles,whether Or Not Rectanular	-	-	44,000
66245100	690810000	Glazed Tile, Cube & Sim. Articles, In Asquare The Side Of Which I te	77,299	36,223	71,957
66245900	690890000	Oth Glazed Tile, Cube And Similar Articles,whether Or Nc Rectanular	1,347,232	203,564	2,366,448
66391110	690911000	Ceramic Ware For Laboratory Chemicaof Porcelain Or China	-	-	38,305
66391190	69091900C	Other Ceramic Ware For Laboratory Chemic	50	80	112,517
66391900	690990000	Other Of Ceramic Wares For Laborat.chemical Or Other Technical Uses	289,066	106,510	8,178
81221000	69101000C	Ceramic Sink,wash Basin Of Porcelinor Chir	-	-	1,841

Tabel 21. Lanjutan
Table Continued

SITC	HS	Komoditi Commodity	Eksport/Export		Impor/
			Berat Bersih	Nilai FOB	Berat Bersih
			Net Weight (Kg)	FOB Value (US\$)	Net Weight (Kg)
(1)	(2)	(3)	(4)	(5)	(6)
81229000	69109000	Other Ceramic Sinks, wash Basin	17,257	5,000	6,634
66611000	691110000	Tableware And Kitchenware Of Porcelain Or China	61	347	1,518,182
66612000	691190000	Other Household Artcl & Toilet Artcof Pocerlain Or China	18	102	71,105
66613000	691200000	Ceramic Tableware, Kitchenware, Etcother Than Of Porcelain Or Chin:	2,476	9,017	33,978
66621100	691310100	Statuettes And Other Ornaments Of Porcelain Or China	-	-	14,764
66621900	691310900	Other Of Porcelain Or Chin	331	567	3,255
66629100	691390000	Statuettes And Other Ornamental Ceramic Artc Oth Than Of Porcelain	5,110	3,552	201,683
66399100	691410000	Other Ceramic Articles Of Porcelainor Chin	955	2,112	128,872
66399900	691490000	Other Ceramic Article:	-	-	53,928
66411000	700100000	Cullet And Other Waste And Scrap Ofglas	221,602	2,820	-
66412100	700210000	Glass In Balls	-	-	357,040
66412318	700231910	Boro Silicate Glass Tubes As Raw Material For Vial/ampoules Industri	-	-	22
66412319	700231990	Other Tubes Glass	12,533	4,581	38
66412399	700239990	Other Glass In Ball's	-	-	398,086
66451900	700319000	Oth. Cast Glass And Rolled Glass, Non-wired Sheets	-	-	1,107,152
66439000	700490000	Drawn Glass & Blown Glass, In Sheetoth Than Colour Throughout The Mass	14,751	293,460	111,987
66441110	700510100	Float Glass Non-wired Glass Cut To Shap	12,606,603	2,371,438	406,646
66441190	700510900	Other Float Glass Non-wired Glass Rectangul:	-	-	6,116,933
66441219	700521900	Oth.float Glass Oth.non-wired Glasscolor Throughout The Mass Rectangul:	-	-	43
66441290	700529000	Oth. Float Glass And Surface Ground/ Polished Glass,in Sheet non-wired	867	734	9,765
66491000	700600000	Glass Of Heading No.70.03, 70.04 Or70.05,bent,edges Worked an Graver	33,765	26,566	-
66471100	700711000	Toughened (tempered) Safety Glass Of Size & Shape Suit. For Vehicles	9,448	15,748	695
66471900	700719000	Other Safetv Glas:	-	-	957
66472100	700721000	Laminated Safety Glass Of Size And Shape Suit. For Incorn in Vehicles	-	-	3
66472900	700729000	Other Liminated Safety Glas	-	-	1
66481000	700910000	Rear-view Mirrors For Vehicle:	19	22	736
66489100	700991000	Unframed Glass Mirror:	-	-	20,140
66489200	700992000	Framed Glass Mirror:	1,119	4,328	19,208
66592000	701010000	Ampoules	5,361	20,589	292
66511100	701091100	Carboys,demi Johns & Oth. Containerwith A Capacity >= 2 Litres	40,624	13,866	93,600
66511900	701091900	Carboys,demi Johns & Oth. Containerwith 1 L Lt. A Capacity Lt 20 l	-	-	162,911
66511200	701092000	Carboys,demi Johns & Oth. Containerwith 0.33 L Lt. A Capacity Lt 1 l	8,862	3,825	234,186
66511300	701093000	Carboys,demi Johns & Oth. Containerwith 0.15 L Lt. A Capacity Lt e	-	-	1,781,600
66511400	701094000	Carboys,demi Johns & Oth. Containerwith A Capacity Lt. n 15 Litre	-	-	333,009
66493110	701110100	Glass Envelopes For Electric Lamp	8,026	3,626	74,967
66493190	701110900	Other Glass Envelopes:	26,019	7,001	5,806
66493900	701190000	Glass Envelopes For Other:	1,170	395	-
66512000	701200000	Glass Inners For Vacuum Flasks Or For Other Vacuum Vessels	-	-	18,861
66521110	701310110	Coloured Drinking Glasses Of Glass Ceramic	102,031	36,520	882
66521120	701310120	Not Coloured Drinking Glasses Of Glass Ceramics	11,352,850	3,493,063	52,256
66521910	701310910	Plates Of All Kinds	3,386,256	1,311,162	13,580
66521960	701310960	Bowls Of Size Of Less Than 6	1,900,045	751,393	-
66521970	701310970	Bowls Of Size 6 " Or Mor	2,871,011	1,108,032	1,983
66521990	701310990	Other Glass Ware For Other Purpose	3,573,582	1,893,743	48,542
66522900	701329000	Other Drinking Glass Other Than Of Ceramic	14,046	5,276	1,472
66523900	701339000	Other Of Glassware Of A Kind Used For Tabl	812	2,081	500,183
66529100	701391000	Other Glassware Of Lead Cryst:	116,640	36,936	-
66529900	701399000	Other Glassware	464	37	3,543

Tabel
Table 21. Lanjutan
Continued

SITC	HS	Komoditi Commodity	Ekspor/Export		Impor/
			Berat Bersih	Nilai FOB	Berat Bersih
			Net Weight (Kg)	FOB Value (US\$)	Net Weight (Kg)
(1)	(2)	(3)	(4)	(5)	(6)
66595990	701400990	Other Signalling Glass Ware & Opti Cal Elements Of Glass	-	-	7,207
66494100	70151000C	Glasses For Corrective Spectacle	24,087	536,767	49,769
66494999	70159099C	Oth.worked Glass For Non Correctiv	-	-	463
66496000	701690000	Paving Block, Slab, Brick, Squares,& Oth Artc Of Pressed/moulded Glass	10,758,938	3,518,046	-
66591100	701710000	Laboratory Hyg.or Pharma. Glasswareof Fused Quartz Or Oth Fused Silica	-	-	522
66591900	70179000C	Other Lab. Hyg. Or Pharmaceutical Glasswa	-	-	1,241
66593190	70181090C	Other Glass Beads.imitation Pearl	-	-	327
65195100	701911000	Chopped Strands, Of A Length Of Not More Than 50 Mm	17,808	5,011	-
65195200	70191200C	Rovings Of Glass Fibre	-	-	20,000
65195900	70191900C	Slivers, Yarn And Other Chopped Strand	-	-	15
66495310	70193100C	Mats Of Glass Fibre:	-	-	185,663
66495390	70193900C	Other Non Woven Products Of Glass Fibre	-	-	12,227
65460400	70194000C	Woven Fabrics Of Roving	-	-	17,184
66495900	70199000C	Other Articles Of Glass Fibres Thereo	-	-	51,802
66599000	70200000C	Other Articles Of Glas:	111,362	30,290	301
66721100	71021000C	Unsorted Diamond	5,120	767	-
89731110	71131100C	Articles Of Jewellery Of Silve	71	3,074	-
89731190	71131900C	Articles Of Jewellery Of Other Precious Met:	11	84,520	-
89732100	711411000	Articles Of Silversmiths' Wares Andparts, Whether Or Not Plated/clad	26	6,251	-
89732199	71141990C	Other Articles Of Other Precious Met:	4,184	6,704	-
89732200	71142000C	Articles Of Base Metal. Clad With Precious Met:	6,700	1,003	-
89721100	71171100C	Cuff-links And Stud:	457	619	-
89721990	71171990C	Other Imitation Jewellery Of Base Meta	-	-	32
89729100	71179010C	Imitation Jewellery Of Plastic	10	939	-
89729500	71179050C	Imitation Jewellery Of Glas	-	-	8,631
67121000	720110000	Non-alloy Pig Iron Containing Lte. 0.5 % Phosphorus	-	-	242,731
67141000	720211000	Ferro-manganese ,alloys Containing By Weight > 2 % Of Carbon	-	-	1,135,093
67149000	72021900C	Other Ferro-manganese ,alloy	-	-	333,877
67151100	720221000	Ferro-silicon ,alloys Containing By Weight > 55 % Of Silicon	-	-	340,278
67151900	72022900C	Other Ferro-silicon ,alloy	-	-	700,000
67152000	72023000C	Ferro-silico-manganese ,alloy	-	-	1,262,000
67153100	720241000	Ferro-chromium ,alloys Containing By Weight > 4 % Of Carbon	-	-	261
67153900	72024900C	Other Ferro-chromium ,alloy	-	-	290,982
67155000	72026000C	Ferro-nickel ,alloy:	1,431,427	2,838,048	-
67159700	72027000C	Ferro-molybdenum ,alloy	-	-	40,882
67159800	72028000C	Ferro-tungsten And Ferro-silico- Tungsten ,alloy	-	-	1,137
67159910	72029100C	Ferro-titanium And Ferro-silico- Titanium ,alloy	-	-	5,419
67159920	72029200C	Ferro-vanadium ,alloy	-	-	225
67159990	720299000	Other Ferro-alloys Silicon And Ferro Cromium	-	-	135,066
67133900	72039000C	Other Spongy Ferrous Product	32	1,370	131,758
28210000	72041000C	Waste And Scrap Of Cast Iron	-	-	528,679
28221000	72042100C	Waste And Scrap Of Alloy Stainless Stee	955,971	686,058	1,534
28229000	72042900C	Oth. Waste And Scrap Of Alloy Stee	-	-	58,443,775
28231000	72043000C	Waste And Scrap Of Tinned Iron Or Stee	-	-	5,988,540
28239000	72044900C	Other Waste And Scrap	-	-	10,726,046
67131000	72051000C	Granules Of Pig Iron ,spiegeleisen Iron Or Stee	-	-	66,256
67132900	72052900C	Other Pig Iron ,spiegeleisen ,iron Or Stee	-	-	259,086
67261100	720711100	Slabs Of Rectangular Of Iron Or Non-alloy Steel Carbon Lt. 0 25 %	-	-	18,415,694
67261900	720711900	Other Of Rectangular Of Iron Or Non-alloy Steel Carbon L 0 25 %	-	-	17,640
67262100	72071210C	Rectangular Billets ,carbon Lt. 0,25%	-	-	9,506,158
67269000	720719000	Other Semi Finished Product Of Ironor Non-alloy Steel carbon Lt 0 25	-	-	1,527,260
67311000	720810000	Flat Roll. Prod. Of Iron In Coils Not Further Worked Than Hot Rolled	-	-	1,456,260
67321000	720825000	Flat Rolled Prod. Of Iron In Coils Of A Thickness Of 4.75 Mm Or More	-	-	648,896

Tabel 21. Lanjutan
Table Continued

SITC	HS	Komoditi Commodity	Ekspor/Export		Impor/
			Berat Bersih	Nilai FOB	Berat Bersih
			Net Weight (Kg)	FOB Value (US\$)	Net Weight (Kg)
(1)	(2)	(3)	(4)	(5)	(6)
67313000	720827000	Flat Rolled Prod. Of Iron In Coils Of A Thickness Of Less Than 3 Mm	-	-	263,726
67322100	720836000	Other Of Flat Rolled Prod. Of Iron In Coils Of A Thickness Exc 10 Mm	-	-	63,000
67323000	720837000	Other Of Flat Rolled Prod. Of Iron In Coils Of 4,75mm Lt. thick Lt. 4	-	-	372,719
67325100	720840000	Flat Roll.prod.of Iron Not In Coilsnot Further Worked Than Hotrolled	-	-	3,729
67323100	720851100	Flat Roll.prod.of Iron Not In Coils thickness exc 10mm weight >= 0.6% Carbon	-	-	959,950
67323990	720851990	Other Of Flat Roll.prod.of Iron Not in Coils, Of A Thickness Exc 10mm	-	-	625,920
67324200	720852000	Flat Roll.prod.of Iron Not In Coilsof 4,75 Mm Lt. A Thickness Lt. 4	-	-	372,661
67325000	720853000	Flat Roll.prod.of Iron Not In Coils of 3 Mm Lt. A Thickness Lt. 4	-	-	188,962
67351900	720890000	Oth. Of Flat Rolled Prod.of Iron Or non-alloy Steel That Width >= 600 Mm	-	-	5,037,439
67336900	720916900	Flat Rolled Prod. Of Iron In Coils, 1mm Lt. thick Lt. 3mm, Weight Lt. 0	3,748	5,148	215,383
67337900	720917900	Flat Rolled Prod. Of Iron In Coils, 0,5mm Lt. thick Lt. 1mm weight Lt. 0	-	-	2,685,992
67338100	720918100	Flat Rolled Prod. Of Iron In Coils, thickness Lt. 1.5mm weight >= 0.6% Carbon	-	-	800,058
67338900	720918900	Flat Rolled Prod. Of Iron In Coils, thickness Lt. 1.5mm, Weight Lt. 0.6%	-	-	5,088,133
67345900	720925900	Flat Roll.prod.of Iron Not In Coilsthickness >= 3mm, Weight Lt. 0.6% Carbon	-	-	30,300
67421210	721012100	Flat-rolled Products Plated/coated With Tin Thickness Lt. 0.5mm not Surface	-	-	320,587
67411000	721030000	Flat Roll.prod.of Iron Which Elec- Trolically Plated/coated With Zinc	326,241	163,120	6,142
67413100	721041000	Flat-rolled Prod.steel Otherwise Plated/coated With Zinc Corrosion	306,717	185,900	-
67431000	721070000	Flat Roll.prod.of Iron Which Paint, varnished/coated With Plastics	-	-	500,196
67331990	721113990	Oth. Of Oth.fl.roll.prod.of Iron Intape, band Of Iron, Hoop & Strin	-	-	29,008
67329911	721129911	Tape, Band Of Iron, Other Thickness Width Lt. 500 Mm Other Hot Rolled	-	-	806,316
67353919	721190919	Other Sheets And Plates, Other Process Thickness = Lt. 40 Mm	-	-	37,854
67353990	721190990	Other Flat-rolled Products . Other Process	-	-	210
67432110	721240110	Tape, Band Of Iron, Painted Varnished Or Plastic Coated Width Lt. 500	-	-	865
67451919	721250919	Other Sheets And Plates, Other Coated Width Lt. 500 Mm	-	-	7,121
67611190	721391190	Oth Bar & Rods, hot, rolled, dia Lt. 14mm Contng By 0.6% = Lt weight Lt. 0	-	-	503
67611910	721391910	Steel Bars Especially For Making W Wire Contng Carbon Rv Weight Lt. 0	-	-	17,720
67611939	721391939	Other Cold Heading In Coil	-	-	2,056,054
67619990	721399990	Other Bars And Rods > 14 Mm Not Of Free-cutting Steel	-	-	1
67643000	721410000	Other Forged Bars And Rods Of Iron Or Non-alloy Steel	-	-	38,856
67621000	721420000	Other Bars And Rods Contain Indent-ation , Ribs , Groves	-	-	470,800
67621200	721491200	Other Shaft Bars Of Rectangular Crosssectic	-	-	1,978
67621900	721491900	Other Of Rectangular Crossect. Not Concrete, Shaft And Manganese Steel	-	-	366,123
67629200	721499200	Other Shaft Bars Not Free-cutting Steel	-	-	703,012
67629900	721499900	Other Bars And Rods Not Concrete, Shaft, manganese, Free-cutting Steel	-	-	2,593,136
67631000	721510000	Oth. bars And Rods Of Free-cutting Steel	-	-	75,492
67633000	721550000	Other Not Further Worked Than Cold-formed Or Cold-finished	208,322	81,752	182,687
67644110	721590110	Shaft Bars Of Iron Or Non Alloy	-	-	476
67644900	721590900	Other Bars And Rods Of Iron	-	-	32,504

Tabel 21. Lanjutan
Table Continued

SITC	HS	Komoditi Commodity	Ekspor/Export		Impor/
			Berat Bersih	Nilai FOB	Berat Bersih
			Net Weight (Kg)	FOB Value (US\$)	Net Weight (Kg)
(1)	(2)	(3)	(4)	(5)	(6)
67681100	721610000	Angels, Shapes And Sections Of Ironor Non Alloy Steel	-	-	109,028
67681210	72162100C	L Sections Of Iron ,height Lt. 80 Mn	1,632,528	629,954	1,538,802
67681220	72162200C	T Sections Of Iron ,height Lt. 80 Mn	-	-	116,320
67682100	72163100C	U Sections Of Iron ,height > 80 Mn	-	-	1,512,505
67682200	72163200C	I Sections Of Iron ,height > 80 Mn	-	-	32,768
67682300	72163300C	H Sections Of Iron ,height > 80 Mn	-	-	40,125
67682400	72164000C	L Or T Section Of Iron,height >80mr	-	-	3,139
67683500	721650000	Other Angles, Shapes And Sections, Of Iron Cold Formed	-	-	7,316
67684900	721669000	Other Angles Etc, Cold-formed Or Finished Not From Flat-rolled Prods	-	-	14,935
67811150	721710150	Free Cutting Steel Wire Containing By Weight Carbon Lt. 0 25%	-	-	213,849
67811390	721710390	Other Wire Of Iron/non-alloy Steel Contain By Weight Of Carbon > 0 60%	-	-	37
67812129	721720129	Other Electrolytic Coated Clips Andcoated With Zinc By Carbon Lt. 0	347	472	-
67812190	721720190	Other Plated Or Coated With Zinc Contain By Weight Of Carbon Lt. 0	-	-	10,956
67812290	721720290	Other Nailwire Plated/coated With Zinc Contain By 0.25% Lt carbon Lt	-	-	21,639
67812350	721720350	Beadwire Plated Or Coated With Zinby Weight Of Carbon > 0 60%	-	-	1,221,987
67813190	721730190	Other Nail Wire Plated/coated With Basemetals Contain Of Carbon Lt. 0	22,500	7,182	15,579
67281100	721891000	Other Stainless Steel Noy Ingots & Oth. Primary Forms Of Rect Crosst	-	-	5,903
67281900	721899000	Other Ingots And Other Primary Formnot Of Rectangular Crossection	-	-	1
67531200	721912000	Flat-rolled Products ,width > 600mmin Coils Of 4,75mm= Lt thickness Lt	-	-	339,424
67534100	721921000	Flat-rolled Products ,width > 600mmnot In Coils Of Thickness > 10mm	-	-	13,930
67534200	721922000	Flat-rolled Products ,width > 600mmnot In Coil 4,75mm= Lt thickness Lt	-	-	496,624
67552000	721932000	Flat-rolled Products ,width > 600mmcold Reduced 3mm Lt. Thickness Lt	-	-	4,518
67553000	721933000	Flat-rolled Products ,width > 600mmcold Reduced 1mm Lt. Thickness Lt	-	-	207,392
67554000	721934000	Flat-rolled Products ,width > 600mmcold Reduced 0,5mm Lt Thickness Lt	-	-	18,705
67571000	72199000C	Oth. Flat-roll Product,width >600mr	-	-	5,193
67537900	722011900	Oth. Flat-roll Product,width Lt.600mmthickness >= 4,75 Mm	-	-	875
67556100	722020100	Sheets And Plates Cold Reduced Width Lt. 600 Mm	-	-	104,480
67556900	722020900	Oth. Flat-roll Product,width Lt.600mmcold Reduced	-	-	64,244
67572100	72209010C	Sheets And Plates ,width Lt. 600mn	-	-	4,854
67625900	722219000	Oth. Bars & Rods Of Stainless Steelwith Other Circular Cross-section	-	-	1,789
67634000	722220000	Bars And Rods,of Stainless Steel , Not Further Worked Than Cold-rolle	-	-	453
67645000	72223000C	Oth.bars And Rods Of Stainles Stee	-	-	5,955
67821000	72230000C	Wire Of Stainless Steel	-	-	31,287
67282000	72249000C	Other Alloy Steel In Ingot:	-	-	21,003
67511100	722511000	Flat Rolled Prod. >600mm Of Siliconelectrolytic Steel Grai oriented	-	-	229,772
67541000	72253000C	Flat-rolled Products ,width >=600mmin Coil	-	-	2,444,965
67542000	72254000C	Flat-rolled Products ,width >=600mmnot In Coil	-	-	19,900
67573100	722591000	Oth Flat Rolled Prod >600mm With Electrolycaly Plated Or Coated Wire	-	-	10,884,733
67543000	722691000	Flat-rolled Products Not Further Worked Than Hot-rolled width Lt. 60	-	-	8,226
67619900	72279000C	Other Bars And Rods,of Alloy Stee	-	-	452,812
67641000	72281000C	Bars And Rods, Of High Speed Stee	-	-	45,838
67629000	722830000	Oth.bar And Rod,not Further Worked Than Hot-rolled,hot-drawn/extrudec	-	-	300,772

Tabel 21. Lanjutan
Table Continued

SITC	HS	Komoditi Commodity	Eksport/Export		Impor/
			Berat Bersih	Nilai FOB	Berat Bersih
			Net Weight (Kg)	FOB Value (US\$)	Net Weight (Kg)
(1)	(2)	(3)	(4)	(5)	(6)
67646000	72284000	Oth.bar And Rod,not Further Worked Than Forge	-	-	1,877,240
67639000	72285000	Oth.bar And Rod,not Further Worked Than Cold-formed Or Cold-finished	-	-	829,576
67647000	72286000	Other Bars And Rod:	-	-	87,225
67688000	72287000	Angles, Shapes And Section	-	-	6,100
67648000	72288000	Hollow Drill Bars And Rod	-	-	128,928
67829900	72299000	Other Wire Of Alloy Stee	-	-	9,367,383
67686100	73011000	Sheet Piling Of Iron Or Stee	-	-	215,664
67686200	73012000	Angles, Shapes And Sections Of Ironor Stee	-	-	531,507
67701000	73021000	Rails	-	-	2,723,459
67709200	73022000	Sleepers (cross-ties)	-	-	75,598
67709400	73024000	Fish-plates And Sole Plate:	-	-	147,308
67709900	73029000	Other Railways Track Construction Materi:	-	-	1,253
67911110	73030011	Pipes And Tubes With Diameter Lt. 10cn	11,939,056	3,927,360	-
67911120	73030012	Pipes And Tubes With 10cm Lt. Diameter Lt. 25 Cr	467,347	153,637	29,800
67911900	73030090	Other Tubes,pipes & Hollow Profilesof Cast Iro	80	2,800	3,447
67912000	73041000	Line Pipe Of A Kind Used For Oil Or Gas Pipeline	441	53,058	1,049,779
67913100	73042100	Drill Pipe Of A Kind Used In Drilling For Oil Or Gas	-	-	733,537
67913900	73042900	Other Of Drill Pipe For A Kind Usedin Drilling For Oil Or Gas	-	-	136,136
67914900	73043900	Oth.tubes,pipe Of Iron Or Non-allo	-	-	969,967
67915100	73044100	Oth.tubes,pipes Of Stainless Steel Cold-drawn Or Cold-rolled	-	-	100
67915900	73044900	Oth.tubes,pipes Of Stainless Stee	-	-	277,047
67916900	73045900	Oth.tubes,pipes Of Oth.alloy Stee	-	-	3,698
67917000	73049000	Oth.tubes,pipes And Hollow Profilesseamless Of Iron Or Steel	703,667	269,095	12,414,440
67931900	73051900	Other Line Pipe For Oil Or Ga	-	-	24,800
67943310	73063010	Other Tubes, Welded Diameter Lt. 12.5 Mm Of Iron Or Non Alloy Steel	-	-	369
67943320	73063020	Other Tubes, Welded, 12.5 Mm Lt. Dia- Meter Lt. 37.5 Mm Of Iron Or N	-	-	18,700
67943410	73064010	Other Tubes, Welded, 12.5 Mm Lt. Dia- Meter Lt. 37.5 Mm Of Stainless	-	-	730
67943490	73064090	Other Tubes, Welded Diameter > 37.5 Mm Of Stainless Steel	-	-	21,911
67944900	73066090	Other Tubes, Welded Diameter > 37.5 Mm Of Non Circular Cross Section	-	-	6
67949100	73069010	Other Tubes, Welded Diameter Lt. 12.5 Mm Of Other Iron Steel	-	-	106
67949900	73069090	Other Tubes, Welded Diameter > 12.5 Mm Of Other Iron Steel	-	-	20,875
67951000	73071100	Cast Fittings Of Non-malleable Castiro	-	-	9,219
67952000	73071900	Other Cast Fitting:	90,789	31,136	7,004
67953000	73072100	Flanges Of Stainless Stee	317,770	96,014	202,933
67954000	73072200	Threaded Elbows, Bends And Sleeves Of Stainless Steel	-	-	7,190
67955000	73072300	Butt Welding Fittings Of Stainless Stee	-	-	847
67956000	73072900	Other Tubes Or Pipe Fittings Of Stainless Stee	-	-	8,715
67959100	73079100	Tube Or Pipe Fittings For Flange	-	-	12,987
67959200	73079200	Tube Or Pipe Fittings For Treaded Elbows, Bends And Sleeves	-	-	7,124
67959900	73079900	Other Tubes Or Pipe Fitting:	-	-	165,602
69112000	73082000	Towers And Lattice Mast:	-	-	10,000
69113000	73083000	Doors, Windows And Their Frames Andthresholds For Doors	17,664	19,768	23,000
69114000	73084000	Props And Similar Equipment For Scaffolding,shuttering Or Pit-ronnnin	-	-	21
69119900	73089090	Other Structure Of Iron Or Stee	21,674	154,940	112,654
69211000	73090000	Reservoir,tank,vat And Similar Con-tainers For Material capacity>300	206,298	224,135	2,041
69241110	73101010	Containers For Transporting Latex Of A Capacity >= 50 L	-	-	132
69241191	73101091	Other Containers Of Iron Casting Of A Capacity >= 50 L	-	-	7,259
69241192	73101092	Other Containers Of Steel Casting Of A Capacity >= 50 L	237,600	18,120	-

Tabel 21. Lanjutan
Table Continued

SITC	HS	Komoditi Commodity	Ekspor/Export		Impor/
			Berat Bersih	Nilai FOB	Berat Bersih
			Net Weight (Kg)	FOB Value (US\$)	Net Weight (Kg)
(1)	(2)	(3)	(4)	(5)	(6)
69241193	731010930	Other Containers Of Iron And Steel Forging&stamping Of . Capacity>=5l	-	-	23,058
69241190	731010990	Other Circular Cross. Of Iron/non- Alloy Steel With Capacity > 50 l	-	-	262,302
69241213	731021920	Cans Of A Capacity Lt. 50l Of Iron & Steel Forging And Stamping	-	-	27,288
69241210	731021990	Other Cans Which Are To Be Closed By Soldering Or Crimping	-	-	171,125
69241291	731029100	Oth. Container Of A Capacity Lt. 50 Lof Iron Or Steel Castino	-	-	1,872
69241900	731029900	Oth. Circular Crossect. Of Iron Or Non-alloy Steel With Capacity Lte. 5	16,751	44,093	4,232,483
69243000	731100000	Containers For Compressed/liquefiedgas ,of Iron Or Steel	-	-	174,287
69311111	73121011C	Stranded Wire With Diameter > 64 Mn	-	-	7,725
69311112	73121012C	Stranded Wire With Diameter Lt. 3 Mn	-	-	77,539
69311119	73121019C	Stranded Wire, 3 Mm Lt. Diamater Lt. 64 64 Mr	-	-	45,177
69311190	73121090C	Ropes And Cables	-	-	591
69311900	73129000C	Other Plaited Bands ,sling Of Iron Or Stee	-	-	10
69320000	731300000	Barbed Wire Of Iron Or Steel; Twisted Hoop Or Single Flat Wire	959	570	29,426
69351300	731413000	Other Woven Cloth Of Endless Bands For Machinery	-	-	22,535
69351400	731414000	Oth Woven Cloth, Not Endless Bands For Machinery Of Stainless Steel	-	-	226
69351190	731419000	Other Cloth, Grill, Netting, And Fencing Of Iron Or Steel Wire	-	-	16,952
69351220	731420000	Grill,netting And Fencing,welded Atintersec.of Wire With Dimension>3m	-	-	261,179
69351310	731431000	Other Plated Or Coated With Zinc Ofcloth, Grill, Netting, Fencing Etc	-	-	159,952
69351390	731439000	Other Cloth, Grill, Netting,fencingnot Plated Or Coated With Zinc	100	13	117,734
69351410	731441000	Other Grill , Netting And Fencingplated Or Coated With Zinc	-	-	15,200
69351420	73144200C	Other Grill , Netting And Fencingplastic Coate	-	-	3,542
69351490	73144900C	Other Grill , Netting And Fencin	-	-	1,426
69351500	73145000C	Expanded Metal	-	-	380
74831100	73151110C	Chain Used For Cyck	-	-	194,386
74831900	73151190C	Other Roller Chair	-	-	287,715
74832000	73151200C	Other Articulated Link Chai	-	-	327,032
74839000	73151900C	Parts Of Articulated Link Chai	-	-	22,573
69921000	73152000C	Skid Chain	-	-	35,491
69922810	73158100C	Stud-link	-	-	16,419
69922820	73158200C	Other, Welded Link	-	-	30,801
69922890	73158900C	Other Chain	-	-	91,981
69922900	73159000C	Other Parts Of Chain Of Iron	-	-	36,898
69961000	731600000	Anchors, Grapnels And Parts Thereofof Iron Or Steel	-	-	2,397
69410100	73170010C	Dog Spikes For Rail Sleeper:	-	-	48,678
69410500	73170050C	Gang Nails Connector And Anti Splittin	-	-	5,227
69410600	73170060C	Wire Nail And Staples:	-	-	20,932
69410900	73170090C	Other Nails	676,230	223,275	586,892
69421120	73181200C	Other Wood Screws:	-	-	27,737
69421130	73181300C	Screw Hooks And Screw Ring	-	-	4,273
69421140	73181400C	Self-tapping Screw:	-	-	1,163
69421151	73181510C	Screws For Metal With Or Without Nu	2,185	7,680	12,148
69421152	73181520C	Bolts For Metal With Or Without Nu	66	115	841,510
69421159	73181590C	Other Screwsand Bolt:	105	79	133,303
69421160	73181600C	Nuts	-	-	11,967
69421190	73181900C	Other Thread Article:	-	-	96,375
69422100	73182100C	Spring Washers And Other Lock Washe	-	-	2,511
69422200	73182200C	Other Washers	-	-	17,154
69422300	73182300C	Rivets	-	-	3,093
69422400	73182400C	Cotters And Cotter-pin:	-	-	3,150
69422900	73182900C	Other Non Thread Article:	-	-	154,966
69931100	73191000C	Sewing, Darning Or Embroidery Needle	-	-	976
69932200	73192000C	Safetv Pins	-	-	780
69932300	73193000C	Other Pins	-	-	23,233

Tabel 21. Lanjutan
Table Continued

SITC	HS	Komoditi Commodity	Ekspor/Export		Impor/
			Berat Bersih	Nilai FOB	Berat Bersih
			Net Weight (Kg)	FOB Value (US\$)	Net Weight (Kg)
(1)	(2)	(3)	(4)	(5)	(6)
69931900	731990000	Other Of Sewing, Knitting Needles, Bodkins, Crochet Hook Etc	-	-	12,881
69941110	732010100	Leaf Spring	-	-	258
69941190	732010900	Other Leaves For Spring	-	-	8,731
69941219	732020190	Coupling Spring For Othe	-	-	136
69941290	732020900	Other Helical Spring	-	-	5,923
69941900	732090000	Other Of Helical Springs Not Coupling Sprir	-	-	40,904
69731100	732111000	Cooking Appliances & Plated Warmer For Gas, Both Gas And Other Fuels	4,310	20,500	11,737
69731200	732112000	Cooking Appliances And Plate Warmer For Liquis Fuel	-	-	2,320
69733000	732190000	Parts Of Stoves, Ranges, Grates, Cookers harbeques braziers gas Rin	-	-	95
81211900	732219000	Other Radiators For Central Heatin	-	-	1,334
81215000	732290000	Other Parts Of Radiator	-	-	3,035
69741100	732391000	Household Articles Of Cast Iron Not Enamelle	-	-	4,128
69741200	732392000	Household Articles Of Cast Iron Enamelle	-	-	34,383
69741300	732393000	Household Articles Of Stainless Stee	17,559	91,909	116,433
69741400	732394000	Household Articles Of Iron (other Than Cast Iron) Or Steel enamelle	296,690	549,615	31,094
69741900	732399000	Other Household Articles Of Iron Or Stec	-	-	39,444
69751100	732410000	Sinks And Wash Basins, Of Stainles	-	-	10,612
69751290	732429000	Baths Of Other Iron Or Stee	-	-	162,632
69751910	732490100	Sanitary Ware For Flushing Water Closets , Urinals	10,653	14,634	-
69751900	732490900	Other Sanitary War	13,235	18,180	1,757
69963900	732599000	Other Cast Articles Of Iron/steel Of Melleable Cast Iron	-	-	93,605
69965100	732611000	Grindings Balls And Similar Articleof Iron Or Ste	14	1,220	169,368
69965900	732619000	Other Articles Of Iron Or Steel ,forged Or Stamped	92	205	253,997
69967000	732620000	Articles Of Iron Or Steel Wir	223	55	52,059
69969000	732690000	Other Articles Of Iron Or Stee	811	9,100	272,746
28321000	740110000	Copper Mattes	30,954	5,355	-
68212900	740319000	Other Refined Coppe	-	-	14,535
28821000	740400000	Copper Waste And Scrap	2,087,420	2,677,829	-
68262200	740620000	Powders Of Lamellar Structure; Flakes Of Copper	-	-	5,268
68231190	740710190	Oth.bars And Rods Of Refined Coppe	203,173	79,290	-
68231900	740710900	Other Copper Profile:	-	-	9,223
68232100	740721000	Copper Bars, Rods And Profiles Of Copper-zinc Base Alloys (brass)	356,995	463,481	12,954
68232900	740729000	Other Copper Bars, Rods & Profiles Of Copper Alloys	-	-	75,986
68242100	740821000	Of Copper-zinc Base Alloys (brass) Wir	-	-	4,056
68242200	740822000	Copper Wire Of Cupro-nickel Or Nickel-silve	-	-	1,934
68242900	740829000	Other Copper Wire	-	-	2,028
68251900	740919000	Oth.copper Plates ,sheets And Stripof Refined Copper	-	-	49
68252210	740921000	Copper Plates ,sheets And Strip ,ofcopper-zinc Base Alloys In Coils	-	-	81,810
68252310	740931000	Copper Plates ,sheets And Strip ,ofcopper-tin Base Alloys I Coils	-	-	4,112
68252400	740940000	Copper Plates ,sheets And Strip ,ofcupro-nickel Or Nickel- silver	-	-	131
68271210	741121000	Copper Tubes And Pipes Of Copper - Zinc Base Alloys (brass)	-	-	23,622
68272200	741220000	Copper Tube Or Pipe Fittings Of Copper Alloy	-	-	79
69312000	741300000	Stranded Wire,cable,plait Band &thelike Of Copper Not Elect insulated	-	-	16,389
69352900	741490000	Oth Grill & Netting Of Copper Wire Not Cloth (including Endless Bands)	-	-	154
69431000	741510000	Nails & Tacks,drawing Pins,staples And Similar Articles	-	-	225,338
69433100	741531000	Screws For Woo	-	-	2,310
69433200	741532000	Other Screws, Bolts And Nut	-	-	15,558
69433900	741539000	Other Threaded Article:	-	-	434
69742900	741819000	Other Sanitary Ware Of Copper Not Pot Scourers Etc	-	-	281

Tabel
Table 21. Lanjutan
Continued

SITC	HS	Komoditi Commodity	Eksport/Export		Impor/
			Berat Bersih	Nilai FOB	Berat Bersih
			Net Weight (Kg)	FOB Value (US\$)	Net Weight (Kg)
(1)	(2)	(3)	(4)	(5)	(6)
69973921	74199921C	Fitting For Fire Hoses Of Non Cast Coppe	-	-	4,335
69973930	741999300	Electro Plating Anodes, fittings Forships/oth.vessel Of Non Cast Coppe	-	-	409
69973990	74199990C	Other Household Articles Of Non Cast Coppe	54	144	11,599
68312000	75022000C	Unwrought Nickel, Alloye	-	-	18,696
68321210	75052100C	Wire Of Nickel, Not Alloye	-	-	2,823
68321220	75052200C	Wire Of Nickel Alloye	-	-	4,000
68324200	750620000	Nickel Plates, Sheets, Strip And Foil Of Nickel Alloys	-	-	120
68411000	76011000C	Unwrought Aluminium, Not Alloye	102,984,441	144,055,219	9,641,770
68412000	76012000C	Unwrought Aluminium, Alloye	2,999,709	4,506,849	12,405
28823000	76020000C	Aluminium Waste And Scraj	1,696,415	866,144	425,113
68425100	76031000C	Aluminium Powders Of Non-lamellar Structur	-	-	205,724
68421110	760410100	Aluminium Heat Sink Size 17,5 Cm X 7.5 Cm Or More, Not Alloyed	83	241	-
68421190	76041090C	Other Aluminium Bar Other Size, Not Alloye	-	-	4,491
68421210	76042100C	Hollow Profiles Of Aluminium Alloy	20,993	8,106	-
68421231	760429110	Aluminium Alloys Bars-extruded, Notsurface-treated	-	-	3,855
68421291	76042991C	Aluminium Alloys Bars, Extrude	7,107	33,918	-
68421292	760429921	Aluminium Heat Sink Size > 17,5 Cm X 7.5 Cm, Forged, Alloys	-	-	26,000
68421299	760429990	Other Treated Aluminium Alloy Bars Rods, And Profiles	53,866	33,711	1,220
68422119	76051190C	Other Aluminium Wire Not Alloyed Exceeds 7 Mr	-	-	25
68422199	76051990C	Other Aluminium Wire .not Alloye	-	-	20,369
68422219	76052190C	Oth.aluminium Wire Alloyed Exceeds 7 Mr	-	-	15,273
68423190	76061190C	Other Aluminium Plates Not Alloye	-	-	140,442
68423213	760612113	Aluminium Sheet/coils, Alloy 5082 Or 518	-	-	5,090
68423290	760612900	Other Aluminium Plates Not Alloyed Surface-treated Rectangular	-	-	52,731
68423913	76069119C	Aluminium Plates , Not Alloyed >1000 Mr	-	-	44
68423919	76069190C	Other Aluminium Plates, Not Alloye	-	-	929
68423929	76069290C	Other Aluminium Plates Alloye	-	-	45
68424119	760711900	Other Aluminium Foil Not Backed Rolled But Not Furthe Worked	-	-	21,286
68424221	760720210	Aluminium Foil Backed Embosed Sur -face-treated	-	-	70,239
68424220	760720220	Imitation Gold/silver Printed Or Backed Alumunium Foil With Plastic Material	50	166	44,236
68424229	760720299	Other Alluminium Foil Backed Embosed Surface Treated	-	-	17,415
68426200	76082000C	Aluminium Tubes & Pipes Alloye	-	-	180
68427000	76090000C	Aluminium Tube Or Pipe Fitting	-	-	20,533
69121000	761010000	Doors, Windows And Their Frames And thresholds For Doors Of Aluminium	3,072,015	4,519,436	654
69129000	761090000	Oth. Aluminium Plates, rods, profiles prepared For Use In Structure	2,905,366	7,250,463	10,725
69212000	761100000	Aluminium Reservoirs, tanks, vats And similar Containers	5,600	20,353	3,117
69242100	76121000C	Aluminium Collapsible Tubular Container	3,397	6,333	-
69242900	761290000	Other Aluminium Casks , drums , cans Boxes And Similar Containers	26,512	68,953	99,455
69313900	761490000	Oth.stranded Wire, cables ,plaited Bands The Like, of Aluminium	-	-	173
69743910	761519100	Oth Table, Kitchen Not Pot Scourers and Scouring Pads And The Like	-	-	73
69743990	761519900	Other Pot Scourers And Scouring Pads And The Like	915	1,178	22,640
69753000	76152000C	Sanitary Ware And Parts Thereof Of Aluminium	1,157	12,188	4,415
69440000	761610000	Nails, Tacks, Staples And Similar articles Of Aluminium	-	-	18,727
69979100	761691000	Oth Cloth, grill Netting And Fencing of Alumunium Wire	-	-	2,098
69979990	76169990C	Other Alumunium Articles, Etc Not Venetion Blin	13,962	10,292	8,547
68512000	78011000C	Unwrought Refined Leat	-	-	110,012
69976900	78060090C	Other Articles Of Leat	-	-	7
68611110	790111000	Unwrought Zinc Not Alloyed Contain-ing 99.99% Or More Of Zinc	-	-	6,758,067

Tabel
Table 21. Lanjutan
Continued

SITC	HS	Komoditi Commodity	Ekspor/Export		Impor/
			Berat Bersih	Nilai FOB	Berat Bersih
			Net Weight (Kg)	FOB Value (US\$)	Net Weight (Kg)
(1)	(2)	(3)	(4)	(5)	(6)
68611120	79012000	Unwrought Zinc Not Alloyed Contain-ing Less Than 99 99% Of Zinc	-	-	742,475
68612200	79012000	Zinc Alloys	-	-	1,010
68633100	79031000	Zinc Dust	45,846	9,169	-
68631100	79040010	Zinc Wire	-	-	8,750
68632200	79050020	Zinc Plates,sheets,strip And Foil Surface Treate	490	997	691,817
69977010	79070010	Gutters,roof Capping, Framers & Othfabricated Components Of Zinc	72	176	-
69977093	790700930	Other Nails, Bolt, Screws & Similarfastening Of Zinc Not Gutters Etc	-	-	204
69977094	790700940	Other Domestic Articles And Parts Thereof Of Zinc	-	-	15,325
69977099	790700990	Other Artices Of Zinc	410	1,047	293,149
68712000	80012000	Unwrought Tin, Alloyed	-	-	169
68722900	800400900	Oth.tin Plates,sheets,strip Exceed-ing 0,2 Mm Surface Treated	-	-	23,417
69978900	800700900	Other Articles Of Tir	-	-	21,849
69991900	810199000	Other Tungsten Article:	-	-	2,035
68913000	810310000	Unwrought Tantalum, Including Wasteand Scrap Powders	210	126	-
68915100	810411000	Unwrought Magnesium Containing At Least 99,8 % By Weight	1,019	1,600	10,244
68915900	810419000	Other Unwrought Magnesium	-	-	10,344
69985000	810890000	Other Titanium And Articles Thereo	-	-	6,150
69987000	810990000	Other Zirconium & Articles Thereo	-	-	6,543
69510100	820110000	Spades And Shovels	3,744	16,116	8,889
69510300	820130000	Mattocks, Picks, Hoes And Rake	-	-	1
69510490	820140900	Other Than Axes , Bill Hooks And Similar Hewing Tools	-	-	83,238
69510500	820150000	One-handed Secateurs (Including Poultry Shears)	-	-	879
69510900	820190000	Other Hand Tools Of A Kind Used In Agri/horticulture And Forestry	-	-	18,874
69521000	820210000	Hand Saws	-	-	30,503
69551000	820220000	Band Saw Blade:	-	-	720
69552000	820231000	Circular Saw Blades With Working Part Of Ste	-	-	1,198
69559100	820239000	Other Circular Saw Blades,includingpar	-	-	18,967
69554000	820240000	Chain Saw Blade:	8,055	33,070	1,323
69555000	820291000	Straight Saw Blades , For Working Metc	-	-	14,356
69559200	820299000	Other Saw Blade:	-	-	13,035
69522100	820310100	Files	7,998	64,446	27,988
69522200	820310200	Rasps	-	-	2,012
69523200	820320000	Pliers (including Cutting Pliers) ,pincers,tweezers And Similar Tools	-	-	40,652
69523300	820330000	Metal Cutting Shears And Similar Tool	-	-	14,930
69523400	820340000	Pipe-cutters,bolt Croppers,perforating Punches And Similar Tools	-	-	3,527
69530110	820411000	Non Adjustable Hand-operated Spann-ers And Wrenches	2,818	15,047	53,142
69530120	820412000	Adjustable Hand-operated Spanners And Wrenches	2,747	3,893	68,307
69530200	820420000	Interchangeable Spanner Sockets ,with Or Handles	2,722	14,536	2,878
69541000	820510000	Drilling, Threading Or Tapping Toc	-	-	25,775
69542000	820520000	Hammers And Sledge Hammer	-	-	127,348
69543000	820530000	Planes, Chisels, Gouges And Similarcutting Tools For Working Wood	-	-	67,554
69544000	820540000	Screwdrivers	-	-	73,763
69545900	820551900	Other Household Hand Tool	-	-	33
69546900	820559900	Other Hand Tool:	-	-	52,619
69546000	820560000	Blow Lamps	-	-	7,526
69547000	820570000	Vices, Clamps And The Likt	-	-	42,304
69548000	820580000	Anvils;portable Forges;hand / Pedaloperate Grinding Wheel W/ Framework	-	-	1,990
69549000	820590000	Sets Of Articles Of Two Or More Of The Foregoing	6,650	4,190	12,538
69570000	820600000	Subheadings Tools Of The Heading Nos.82.02 To 82.05.put Up In Set For Retail Sal	-	-	17,448

Tabel 21. Lanjutan
Table Continued

SITC	HS	Komoditi Commodity	Eksport/Export		Impor/
			Berat Bersih	Nilai FOB	Berat Bersih
			Net Weight (Kg)	FOB Value (US\$)	Net Weight (Kg)
(1)	(2)	(3)	(4)	(5)	(6)
69563900	820719000	Other Rock Drilling Or Earth Boringtools, Including Parts	-	-	4,119
69564200	82072000C	Dies For Drawing Or Extruding Meta	-	-	5,938
69564300	82073000C	Tools For Pressing , Stamping Or Punchin	-	-	218
69564400	82074000C	Tools For Tapping Or Threading	-	-	2,460
69564500	82075000C	Tools For Drilling, Other Than For Rock Drillin	-	-	19,682
69564600	82076000C	Tools For Boring Or Broachin	-	-	160
69564700	82077000C	Tools For Milling	-	-	202
69564800	82078000C	Tools For Turning	-	-	57
69564900	82079000C	Other Interchangeable Tool:	-	-	314
69561100	82081000C	Knives And Cutting Blades For Metalworkin	-	-	2,260
69561200	82082000C	Knives And Cutting Blades For Wood Workin	-	-	45,163
69561400	820840000	Knives & Cutting Blades For Agri. Or Forestry Machines	-	-	192
69561900	820890000	Other Knives And Cutting Blades Notfor Metal/wood Workin	-	-	33,481
69562000	820900000	Plates,sticks For Tools Of Sinteredmetal Carbides	-	-	6,377
69781000	821000000	Hand Operated Mechanical Appliancesby Weight Lte. 10 Kg	-	-	61,544
69680100	82119100C	Table Knives Having Fixed Blade	-	-	8,013
69680299	82119299C	Other Knives Having Fixed Blade	-	-	10,894
69680391	82119391C	Knives Not For Agricult.with Handleof Base Met:	-	-	97
69680400	82119400C	Blades	-	-	12,447
69680500	82119500C	Handles Of Base Meta	-	-	617
69631000	82121000C	Razors	-	-	5,380
69638000	82129000C	Other Parts Of Razors And Razor Blade	-	-	1
69640000	821300000	Scissors, Tailors' Shears & Similarshears , Blades Therefor	-	-	7,193
69651000	821410000	Paper Knives, Letter Openers,pencilsharpeners And Blades Therefor	-	-	11,275
69655000	821420000	Manicure Or Predicure Sets And Instruments (includ.nail Files)	-	-	836
69659000	821490000	Other Articles Of Cutlery,manicure Or Pedicure Sets	-	-	10,025
69662000	82152000C	Other Sets Of Kitchen Or Table War	-	-	98
69669000	821599000	Other Spoons, Forks, Ladles Etc Notplated With Precious Metal	5,405	23,466	129,426
69911100	83011000C	Padlocks	-	-	345,961
69911200	83012000C	Locks Of A Kind Used For Motor Vehicle	-	-	722
69911310	83013010C	Mortice Locks	-	-	81,120
69911390	83013090C	Other Lock Used For Furnitur	-	-	82,140
69911400	83014000C	Other Locks	-	-	358,821
69911500	830150000	Clasps And Frames With Clasps , Incorporating Locks	-	-	21,070
69911600	83016000C	Parts Of Other Lock:	-	-	3,265
69911700	83017000C	Keys Presented Separatel	-	-	1,814
69913000	83021000C	Hinges	-	-	126,725
69914000	83022000C	Castors	-	-	156,474
69915000	830230000	Other Mountings, Fittings & Similararticle Suitable For Motor Vehicle	-	-	1,340
69916300	83024130C	Hasps For Building:	-	-	46,970
69916900	830241900	Oth. Mountings,fittings And Similararticles For Buildings	-	-	23,426
69917000	830242000	Oth. Mountings,fittings And Similararticles Suitable For Furniture	1,260	2,310	47,124
69919490	83024900C	Oth. Mountings,fittings And Similararticle	6,714	3,904	137,622
69919500	83025000C	Hat-racks, Hat-pegs, Brackets And Similar Fixtu	-	-	1,821
69912000	830300000	Armoured/reinforced Safes, Strong Boxes,doors & Safe Deposit Lockers	-	-	16,341
89511000	830400000	Filing Cabinets, Card-index Cabinetpaper/pen Trays, Paper Rests Etc	25,635	25,617	196,886
89512200	83052000C	Staples In Strips	-	-	58,666
89512900	830590000	Oth Fitting For Loose-leaf Binders Or Files,letter Clips Etc Inc Parts	12,598	31,413	16,859
69952100	83061000C	Bells, Gongs And The Like	-	-	438
69782290	83062900C	Other,statuettes And Oth.ornament	105	156	9,062
69782300	83063000C	Photograph. Picture Or Similar Frames; Mirro	18,429	47,017	1,646
69951100	83071000C	Flexible Tubing Of Iron Of Stee	19,989	5,858	5,800

Tabel
Table

21.

Lanjutan
Continued

SITC	HS	Komoditi Commodity	Ekspor/Export		Impor/
			Berat Bersih	Nilai FOB	Berat Bersih
			Net Weight (Kg)	FOB Value (US\$)	Net Weight (Kg)
(1)	(2)	(3)	(4)	(5)	(6)
69951900	83079000	Flexible Tubing Of Other Base Meta	-	-	167
69933100	83081000	Hooks, Eyes And Eyelet	-	-	1,426
69933200	83082000	Tubular Or Bifurcated Rivert	-	-	4,168
69933910	83089010	Beads And Spangle	-	-	1,074
69933990	83089090	Other Kind Used For Clothing,foot -wear Et	-	-	222,576
69953910	83099010	Bungs For Metal Drums; Bung Covers;case Corners Protectors	4,374	2,100	170
69953999	83099099	Other Packing Accessorie	-	-	1
69954000	83100000	Sign-plates, Name-plates, Address -plates Etc Of Base Metal	-	-	15,207
69955190	83111090	Coated Electrodes Of Base Metal For Electric Arc-welding In Other For	1,000	397	44,555
69955290	83112090	Cored Wire Of Base Metal For Electric Arc-welding In Other For	-	-	6,329
69955310	83113010	Coated Rods And Cored Wire Of Base Metal For Soldering In Rolls	-	-	11,641
69955390	83113090	Coated Rods And Cored Wire Of Base Metal For Soldering In Forms	-	-	3,472
69955910	83119010	Other Welding Rods In Roll	-	-	2,708
69955990	83119090	Other Wire, Rod, Tubes, Plates For For Other Purpose	-	-	8,326
72847000	84012000	Machinery & Apparatus For Isotopic Separation And Parts Thereof	-	-	5,769
71111110	84021100	Watertube Boilers W/ A Steam Production Exceeding 45 T Per Hour	-	-	2,500
71111120	84021200	Watertube Boilers W/ A Steam Production Not Exceeding 45 T Per Hour	-	-	488,457
71111190	84021900	Other Vapour Generating Boilers, Including Hybrid Boilers	29,704	141,999	129,386
71112000	84022000	Super-heated Water Boiler	60,989	147,889	255
71191000	84029000	Parts Of Steam Or Other Vapour Generating Boilers	-	-	222,214
81217000	84031000	Boilers	266,000	404,300	138,330
81219000	84039000	Parts Of Central Heating Boile	24,000	3,360	30,971
71121111	84041011	Soot Removers	-	-	7,000
71122000	84042000	Condensers For Steam Or Other Vapour Power Units	-	-	759
71192100	84049010	Parts Of Auxiliary Plant For Use W/ Boilers Of Heading No 84 02	-	-	10
71192200	84049020	Parts Of Auxiliary Plant For Use W/ Boilers Of Heading No 84 03	-	-	590
74171000	84051000	Produced Gas/water Gas Generators, With/without Their Parts	-	-	8,514
71211900	84061090	Oth Turbines For Marine Propulsionnot In Ck	-	-	27,522
71219190	84068190	Other Turbines With Output > 40 Mw Not In Ck	-	-	37,982
71219210	84068210	Other Turbines With Output Lt. 40 Mw In Ck	-	-	36,000
71219290	84068290	Other Turbines With Output Lt. 40 Mw Not In Ck	-	-	129,160
71280000	84069000	Parts Of Turbines	600	434	7,306
71331100	84072110	Outboard Motors In Ck	-	-	22,000
71321120	84073120	Reciproc Piston By Cylinders Cpcty Lt.50cc For Prop Vec Of Head 87 02	-	-	3,446
71321220	84073220	Reciproc Piston By 50cc Lt.cylld Cpcty Lt.250 Cc For Prop Vehc Head 87	-	-	59
71322420	84073420	Reciproc Piston By Cyl Capacity >1000cc For Prop Vehc Head 87 02-05	374	1,249	-
71381990	84079099	Other Stationary Engines Max 20 H	-	-	10,507
71333100	84081010	Marine Propulsion Engines In Ck	-	-	1,592
71333910	84081091	Marine Propulsion Engines With The Output Lt. 750 Kw	34,657	719	-
71333990	84081099	Other Marine Propulsion Engine	1,250	4,674	66,673
71323000	84082000	Engines Of A Kind Used For The Pro-pulsion Of Vehicles Of Chanters 87	-	-	90,334
71382910	84089091	Other Compression-ignition Internal Combustion In Ckd	1,530	4,500	672,378
71382990	84089099	Other Compression-ignition Internal Combustio	-	-	7,721,042
71391100	84099110	Part Suitable For Use Spark-igni - Tion Railway Loco &tramwav Vehicl	-	-	44
71391900	84099190	Spark-ignition Internal Combustion Piston Of Engines For Aircraft	50	3,210	101,374

Tabel
Table 21. Lanjutan
Continued

SITC	HS	Komoditi Commodity	Eksport/Export		Impor/
			Berat Bersih	Nilai FOB	Berat Bersih
			Net Weight (Kg)	FOB Value (US\$)	Net Weight (Kg)
(1)	(2)	(3)	(4)	(5)	(6)
71392000	840999000	Other Parts Of Suitable Of Heading 84.07,87.08not For Aircraft Engines	33,646	585,291	642,232
71811200	841012000	Hydraulic Turbines And Water Wheels1000 Kw Lt. Power Lt 10 000 Kw	-	-	14,970
71819000	841090000	Parts Hidraulic Turbines And Water Wheels, Including Regulators	-	-	12,107
71441190	841111900	Turbo-jets Of A Thrust Lt. 25 Kn Other Engine	-	-	2,759
71481190	841121900	Turbo-propellers Of A Power Lt. 1100 K	-	-	534
71489190	841181900	Turbo-propellers Of A Power Lt. 5000 Kn Of Other Engines	-	-	233
71499900	841199900	Other Parts Of Other Machihne	-	-	905
71449900	841210900	Reaction Engines Other Than Turbo- Jets Other Machines	-	-	68,087
71891000	841221000	Linear Acting (cylinders) Hydraulicpower Engines And Motors	-	-	34,028
71893000	841229000	Other Hydraulic Power Engines And Motors Not Linear Actino	-	-	30,432
71892900	841231900	Pneumatic Power Engines And Motors Linear Acting For Other Vehicles	-	-	102
71893399	841239900	Pneumatic Power Engines And Motors For Other Vehicles	-	-	752
71893899	841280990	Other Engines And Motor:	-	-	210
71899500	841290500	Pneumatic Power Engines And Motors Linear Acting For Aircraft Engines	-	-	41
71899900	841290900	Other Parts Of Engines And Motor	-	-	289
74211000	841311000	Pumps For Dispensing Fuel/lubricantof The Type Used In Garages	120	1,172	2,949
74219000	841319000	Other Pump Designed To Be Fitted W/a Measuring Device	20,054	20,888	34,965
74271100	841320000	Hand Pumps,other Than Those Of Sub-heading No.8413.11 Or 8413.15	-	-	86,401
74220000	841330000	Fuel Lubricating Or Cooling Medium Pumps For Internal Combustion	-	-	33,064
74240000	841350000	Other Reciprocating Positive Dis- Placement Pumps	-	-	41,848
74250900	841360900	Other Rotary Positive Displacement Pumps, Not In Ckd	-	-	810
74260100	841370100	Other Centrifugal Pumps, In Ckd	-	-	16,104
74260900	841370900	Other Centrifugal Pumps, In Ck	-	-	24,899
74271200	841381000	Other Pumps	1,649	3,942	464,986
74275000	841382000	Liquid Elevators	14,000	16,500	42,061
74291000	841391000	Parts Of Pumps:	-	-	53,048
74311000	841410000	Vacuum Pumps	-	-	20,299
74313000	841420000	Hand Or Foot-operated Air Pump	-	-	119,911
74315000	841430000	Compressors Of A Kind Used In Re -frigerating Equipment	-	-	14,624
74317000	841440000	Air Compressors Mounted Or A Wheelechasis For Towing	-	-	86,273
74341000	841451000	Table, Floor, Wall, Window, Ceilingor Roof Fans Output Lt 175 W	-	-	131,168
74343100	841459100	Other Fans For Domestic Appliance	-	-	2
74343900	841459900	Other Fans For Other Purpose	-	-	94,629
74319100	841480100	Pumps	-	-	208,978
74319210	841480210	Compressor For Ac	25,025	750,746	1,012
74319290	841480290	Compressor For Other Purpose	-	-	42,568
74319300	841480300	Turbo Super Charge:	-	-	2,460
74319900	841480900	Other Air Or Vacuum Pumps , Gas Compressors Or Fans	-	-	22,888
74380100	841490100	Parts Of Pumps Or Compressor	1,100	553,552	46,564
74380900	841490900	Other Parts Of Pumps . Compressor Or Far	19	123	128,934
74151000	841510000	Air Condition Machine For Window Orwall Types, Self-contained	-	-	4,930
74155100	841581000	Incorperating Refrigerator Unit & Valve For Several Of Cool/heatevele	5,340	2,000	3,783
74155200	841582000	Oth, Incorporating A Refrigerating Un	-	-	35,461
74155300	841583000	Not Incorporating A Refrigerating Un	-	-	46,427
74159900	841590900	Other Parts Of Air Conditioning Machine	820	8,612	20,218
74121000	841610000	Furnace Burners For Liquid Fue	-	-	6,810

Tabel 21. Lanjutan
Table Continued

SITC	HS	Komoditi Commodity	Ekspor/Export		Impor/
			Berat Bersih	Nilai FOB	Berat Bersih
			Net Weight (Kg)	FOB Value (US\$)	Net Weight (Kg)
(1)	(2)	(3)	(4)	(5)	(6)
74123000	841620000	Other Furnace Burners, Including Combination Burners	-	-	116,294
74125000	841630000	Mechanical Stockers , Mechanical Grates ,mechanical Ash Dischargers	-	-	258
74128000	841690000	Parts Of Furnace Burners,mechanicalstocke	-	-	33,760
74136000	841710000	Furnaces And Ovens For The Roastingmelting Of Ores nvrites / Of Meta	-	-	27,640
74137000	841720000	Bakery Ovens, Includ.biscuit Oven	-	-	53,815
74138000	841780000	Oth.industrial/laboratory Furnaces And Over	162	1,012	544,282
74139000	841790000	Parts Of Industrial / Laboratory Furnaces And Ovens	14,000	19,105	60,270
77521210	841821000	Refrigerators ,houshold Compressiontyp	4,982	20,446	4,110
74143000	841850000	Refrigerating / Freezing Display Counter,cabinet,show-cases&the Lik	-	-	35,665
74145900	841869000	Other Refrigerating Or Freezing Equipmer	-	-	61,206
74149910	841899100	Other Refrigerator, Freezer And Other Refrigerating Of Freezing	-	-	11,962
74149990	841899900	Other Refrigerating, Freezing Furnitur	2,644	3,166	22,357
74181900	841911900	Oth.instantaneous Gas Water Heater	-	-	1,654
74182900	841919900	Other Storage Water Heater	-	-	657
74184000	841931000	Dryers For Agricultural Product	-	-	17,038
74185000	841932000	Dryers For Wood, Paper Pulp, Paper Or Paperboard	559,854	229,192	11,613
74186000	841939000	Other Dryers	-	-	160,189
74173000	841940000	Distilling Or Rectifying Plan	-	-	10,935
74174000	841950000	Heat Exchange Unit	-	-	16,554
74187000	841981000	Machinery For Making Hot Drinks Or For Cooking Or Heating Food	-	-	2,277
74189100	841989100	Heating And Cooling Plant And Machinery	-	-	234,006
74189900	841989900	Other Machinery,plant And Equipmer	52,000	59,050	192,745
74190000	841990000	Other Parts Machinery, Plantand Equipmer	-	-	109,879
74591100	842010100	Calendering Or Oth Rolling Machinesfor The Rubber Industry	-	-	1,580
74591900	842010900	Calendering Machines For Other Industr	-	-	8,294
74593190	842091900	Other Parts Of Cylinder	-	-	398
74593990	842099900	Other Parts Of Calendering Machine	1,523	29,983	5,002
74351000	842111000	Cream Separators Centrifuge	-	-	6,898
74355900	842112900	Other Clothes-dryer:	-	-	10,642
74359000	842119000	Other Centrifuges	-	-	59,677
74361000	842121000	Machinery For Filtering / Purifyingwate	-	-	126,590
74362000	842122000	Machinery For Filtering / Purifyingbeverages Other Than Water	-	-	1
74363000	842123000	Filtering/purifying Machinery For Internal Combustion Engines	2	1,000	99,384
74367000	842129000	Other Filtering Or Purifying Wate	300	342	141,590
74364000	842131000	Filtering/purifying Machinery For Internal Combustion Engines	-	-	17,609
74369000	842139000	Other Filtering Or Purifying Machinery And Apparatus Gases	-	-	74,777
74391100	842191100	Part Of Centrifugal Drying Machinesw/ A Capacity Of Not More Than 30	-	-	1,781
74391900	842191900	Other Parts Of Centrfugal Drying Machin	354	91	39,676
74395000	842199000	Other Parts Of Centryfuge	6,850	1,266	26,007
74521000	842219000	Other Dish Washing Machine	-	-	3,724
74527390	842230900	Other Machinery For Filling,closingcontainer	5,720	10,000	10,012
74527400	842240000	Other Packing Or Wrapping Machiner	15,500	12,288	111,721
74529000	842290000	Parts Of Dish Washing Machines, Cleaning And Drying Bottles Etc	191	621	5,285
74532000	842310000	Personal Weighing Machines, Includ.baby Scales ;houshol Scales	-	-	25,613
74531810	842381000	Other Weighing Machinery Having A Maximum Weighir Capacity Lt 30	-	-	18,587
74531820	842382000	Weighing Machinery 30kg Lt. Capacity Lt. 5000l	244	732	-
74531890	842389000	Other Weighing Machiner	-	-	2,609
74539900	842390900	Parts Weighing Machiner	-	-	18,288
74561000	842410000	Fire Extinguishers, Whether Or Notcharge	-	-	20,552
74562000	842420000	Spray Guns And Similar Appliance	-	-	27,813
74563000	842430000	Steam Or Sand Blasting Machines Andsimilar Jet Projecting Machines	-	-	39,056

Tabel
Table 21. Lanjutan
Continued

SITC	HS	Komoditi Commodity	Eksport/Export		Impor/
			Berat Bersih	Nilai FOB	Berat Bersih
			Net Weight (Kg)	FOB Value (US\$)	Net Weight (Kg)
(1)	(2)	(3)	(4)	(5)	(6)
74564100	842481100	Agricult.mech. Appl For Projecting Dispers. Liquid/powder Hand Operated	-	-	7,120
74564900	842481900	Other Agricult. Mech. Appl. For Projecting/dispers Liquid/powder	-	-	9,914
74565000	842489000	Other Mechanical Appliance	-	-	13,107
74568000	842490000	Parts Mechanical Appliance	-	-	9,674
74421100	842511000	Pulley Tackle And Hoists For Raisingvehicles Powered By Electric Motor	-	-	29,264
74421900	842519000	Other Pulley Tackle And Hoists For Raising Vehicles	-	-	29,521
74423000	842520000	Pit-heat Winding Gear ; Winches For Use Underground	-	-	81
74425100	842531000	Other Winches;capstans With Poweredby Electric Motor	-	-	998
74425900	842539000	Oth. Winches ;capstans Not Electricpowere	-	-	16,840
74441000	842541000	Built In Jacking Systems Of A Type Used In Garages	-	-	7,727
74443000	842542000	Other Jacks And Hoists. Hvdrauli	600	700	74,330
74449000	842549000	Other Winches ;capstan:	-	-	13,150
74431000	842611000	Overhead Traveling Cranes On Fixed Suppo:	-	-	2,940
74432200	842612000	Mobile Lifting Frames On Tyres And Straddle Carriers	-	-	26,309
74433200	842619200	Gantry And Bridge Crane	-	-	667,200
74433900	842619900	Other Derricks And Crane	-	-	38,147
74434000	842620000	Tower Cranes	-	-	135,600
74437100	842641000	Machinerv ,self-propelled On Tyre	-	-	121,784
74437900	842649000	Other Machinerv ,self-propelle	-	-	131,417
74411000	842710000	Self-propelled Trucks Powered By Anelectric Motor For Fork-lift	-	-	3,700
74412000	842720000	Other Self-propelled Truck:	-	-	93,846
74413000	842790000	Other Trucks	-	-	62,564
74481000	842810000	Lifts And Skip Hoist:	-	-	188,373
74471000	842820000	Pneumatic Elevator And Conveyor	-	-	3,888
74473000	842832000	Bucket Type Continuous-action Elevatc	-	-	2,333
74474000	842833000	Belt Type Continuous-action Elevatc	-	-	22,558
74479000	842839000	Other Continuous-action Elevato	585	6,421	35,665
74485000	842840000	Escalator And Moving Walkway	-	-	526,119
74489500	842850000	Mine Wagon Pushers, Locomotive Or Wagon Transversers wagon Tinner	-	-	13,048
74489900	842890000	Other Machinery Of Lifting,handlingor Loadir	-	-	85,687
72311110	842911100	Bulldozers	-	-	163,019
72311900	842919000	Other Bulldozer And Angledoze	-	-	15,390
72312110	842920100	Graders	-	-	226,341
72312120	842920200	Levellers	3,546	12,339	21,000
72331000	842930000	Scrapers	-	-	9
72333100	842940100	Road Rollers	-	-	37,838
72321000	842951000	Front-end Shovel Loader:	-	-	137,956
72322100	842952100	Hydraulic Excavator	-	-	2,257,410
72322900	842952900	Other Hydraulic Excavator	-	-	7,000
72329000	842959000	Other Self-propelled Bulldozers, Angledozers, Graders, Levellers	-	-	133,690
72341000	843010000	Pile-drivers And Pile-extractor	-	-	1,816
72344000	843049000	Other Boring Or Sinking Machiner	-	-	44,567
72347000	843069000	Other Machinery Self-propelle	84	1,604	3,021
74491000	843110000	Parts Suitable For Use Solely/prin-cipally Of Mach.of Head No 84 25	-	-	11,383
74492200	843120200	Parts Of Other Self-propelled Truc:	-	-	4,958
74493000	843131000	Parts Of Lift ,skip Hoists Or Esca-lator	-	-	75,610
74494100	843139100	Parts Of Other Loading Machinery , Telpfers And Conveyors	-	-	28,819
74494900	843139900	Parts Of Other Vehicle Not Mechani-cally Propelled	-	-	131
72391100	843141100	Buckets ,shovels ,grabs And Grips Of Heading No.84.26	-	-	3,450
72391200	843141200	Buckets ,shovels ,grabs And Grips Of Heading No.84.29	380	3,423	215,443
72391300	843141300	Buckets ,shovels ,grabs And Grips Of Heading 84.30	-	-	7

Tabel 21. Lanjutan
Table Continued

SITC	HS	Komoditi Commodity	Ekspor/Export		Impor/
			Berat Bersih	Nilai FOB	Berat Bersih
			Net Weight (Kg)	FOB Value (US\$)	Net Weight (Kg)
(1)	(2)	(3)	(4)	(5)	(6)
72392000	843142000	Buckets ,shovels ,grabs And Grips Bulldozer Or Angledozer Blades	-	-	725
72393000	843143000	Parts Of Boring / Sinking Machinery of Subheading No 8431 41 Or 8431 4	10,264	92,865	16,336
72399100	843149100	Buckets ,shovels ,grabs And Grips Of Heading No. 84.26	-	-	24,325
72399210	843149210	Buckets ,shovels ,grabs And Grips Of Heading No. 84.29 In C'kd	-	-	23,445
72399290	843149290	Oth.buckets,shovels,grabs And Gripsof Heading No. 84.29	-	-	230,451
72399300	843149300	Buckets ,shovels ,grabs And Grips Of Heading No. 84.30	-	-	59,308
72111000	843210000	Ploughs	-	-	41,245
72113900	843229000	Scarifiers, Cultivators, Weeders And Hoe	-	-	26,267
72112400	843240000	Manure Spreaders And Fertiliser Distributor	-	-	63,920
72118000	843280000	Oth.mach. For Lawn Or Sports-groundrolle	-	-	24,117
72119000	843290000	Parts Mach. For Agricultural, Horticultural Or Forestry	-	-	8,303
72121100	843311000	Mower Powered,w/ The Cutting Deviserotating In A Horizontal Plane	-	-	5,285
72121900	843319000	Other Mowers For Lawns ,parks Or Sports Grounds	-	-	16,658
72123200	843320000	Other Mowers, Including Cutter Barsfor Tractor Mounting	758	5,700	589
72123520	843352000	Other Threshing Machiner	-	-	100,000
72126000	843360000	Machines For Cleaning, Sorting Or Grading Eggs,or Oth agri products	-	-	5,166
72129000	843390000	Parts Harvesting Or Threshing Macl	-	-	47
72139000	843490000	Part Of Milking & Dairy Machinerie	-	-	264
72191000	843510000	Presses ,crushers&similar Machiner	-	-	229,866
72198000	843590000	Parts Of Presses ,crushers And Similar Mechnery	-	-	4,813
72196100	843610000	Machinery For Preparing Animal Feeding Stuf	-	-	114,851
72195100	843621000	Poultry Incubators And Brooder	-	-	93,977
72195900	843629000	Other Agricultural Machinery Fittedwith Thermal Enminment	-	-	144,722
72196800	843680000	Oth. Machinery For Poultry-keeping Or Bee-keeping	-	-	40,427
72199100	843691000	Parts Of Poultry-keeping Machinery Or Poultry Incubator And Brooders	6,885	8,953	816
72199900	843699000	Other Parts Of Machinery Agricult.,horticultural And Forestry	745	1,090	564,248
72127900	843710900	Oth.machines For Sorting Seed,grai	-	-	16,141
72711100	843780100	Rice-hulling Machine,rice Polishin	-	-	210,780
72711900	843780900	Other Machinery Used In Milling Industry For Cleaning sorting Seed	-	-	9,871
72719100	843790100	Parts Of Machinery For Rice-hullingmachine, Rice Polishing	-	-	291,214
72719900	843790900	Other Parts Of Machiner	175	275	18,276
72722110	843810100	Bakery Machinery	-	-	13,862
72722190	843810900	Other Machinery For The Manufactureof Macaroni spaghetti	-	-	84,175
72722200	843820000	Machinery For The Manufacture Of Confectionery,cocoa Or Chocolate	620	4,300	9,000
72722300	843830000	Machinery For Sugar Manufactur	-	-	530
72722500	843850000	Machinery For The Preparation Of Meat Or Poultry	-	-	17,325
72722600	843860000	Machinery For The Preparation Of Fruits ,nuts Or Vegetables	-	-	18,934
72722810	843880100	Oth.machinerv For The Preparation Of Fis	-	-	303
72722890	843880900	Other Machinery Used In The Millingindustr	-	-	49,590
72729000	843890000	Parts Mach. For The Industrial Preparation/manufact. Of Food/drink	-	-	4,230
72511000	843910000	Machinery For Making Pulp Of Fibrous Cellulosic Material	-	-	3,683
72512200	843920000	Machinery For Making Paper Or Paperboar	-	-	231,040
72591100	843991000	Parts Of Machinery For Making Pulp Of Fibrous Cellulosic Material	-	-	13,810

Tabel 21. Lanjutan
Table Continued

SITC	HS	Komoditi Commodity	Ekspor/Export		Impor/
			Berat Bersih	Nilai FOB	Berat Bersih
			Net Weight (Kg)	FOB Value (US\$)	Net Weight (Kg)
(1)	(2)	(3)	(4)	(5)	(6)
72591900	843999000	Other Parts Of Machinery For Makingpulp Of Fibrous Cellulosic Materia	2,219	80,808	38,194
72521900	844110900	Other Cutting Machine:	-	-	126,783
72523000	844120000	Machines For Making Bags, Sacks Or Envelope	-	-	18,395
72525000	844130000	Machines For Making Cartons, Boxes cases tubes drums/similar Contain	-	-	69,298
72527000	844140000	Machines For Moulding Articles In Paper Pulp ,paper Or Paperboard	-	-	30,850
72529000	844180000	Other Machinery For Making Pulp , Paper Or Paperboard	-	-	73,070
72599000	844190000	Parts Oth.mach.for Making Up Paper,pulp,paper/paperboard Incl cuttings	-	-	8,320
72691000	844240000	Parts Of The Foregoing Machinery , Apparatus Or Furniture	-	-	201,179
72635000	844250000	Printing Type, Blocks, Plates, Cylinders & Oth.printing Components	2,268	4,000	1,913
72651900	844311900	Other Offset Printing Reel Fed Machiner	-	-	68,289
72659000	844319000	Other Offset Printing Machiner	165	2,198	81,367
72661900	844329000	Oth.letter-press Printing Machiner	-	-	55,139
72663000	844330000	Flexographic Printing Machiner	-	-	43,510
72667999	844359990	Other Printing Machine:	-	-	19,135
72668000	844360000	Machines For Uses Ancillary To Printin	-	-	425
72699000	844390000	Parts Of Printing Machine	-	-	8,147
72454000	844590000	Oth.machines For Use On The Machineof Heading 84.46 Or 84 47	-	-	1
72451290	844629000	Other Weaving Machine:	-	-	3,160
72452119	844711900	Other Circular Knitting Machines Diameter Lt. 165 Mm	-	-	3,355
72452219	844720190	Other Flat Knitting Machine	-	-	4,000
72449200	844820000	Parts And Accessories Of Machines Of Heading No. 84.45	-	-	3,774
72449330	844833000	Spindles, Spindle Flyers, Spinning Rings And Ring Travellers	-	-	297
72449390	844839000	Oth.parts & Accessories Of Machinesof Heading No.84.44	-	-	6,478
72467100	844841000	Shuttles	-	-	511
72467200	844842000	Reeds For Looms, Healds And Heald -frame	-	-	362
72467900	844849000	Other Parts And Accessories Of Weaving Machines	-	-	224
72468900	844859000	Other Parts And Accessories Of Machines Of Heading N 84 47	-	-	2,886
77511210	845012100	Household Washing Machines Built-incentrifugal Drier For Clothes-wash	-	-	292
72491900	845090900	Other Parts Of Household Washing Machine	-	-	5
72472000	845110000	Dry-cleaning Machine	-	-	910
72474420	845140200	Bleaching Or Dyeing Machine	-	-	3,640
72474490	845140900	Other Washing Machine:	9,000	16,400	-
72433000	845210000	Sewing Machines Of The Household Typ	-	-	48,950
72435900	845229000	Other Sewing Machines Not Automaticunit	-	-	300
72439300	845230000	Sewing Machine Needles	-	-	1,033
72439910	845290100	Parts Of Sewing Machine, Arms, Bed, Stand And Pedal	-	-	89,207
72439990	845290900	Other Parts Of Sewing Machines Other Parts Of Sewing Machines	-	-	20,442
72481000	845310000	Machinery For Preparing, Tanning Orworking Hides, Skins Or Leather	-	-	76,892
72488000	845390000	Parts Of Machinery For Preparing Skin ,leath	-	-	190
73711100	845410000	Converters	-	-	30
73711200	845420000	Ingot Moulds And Ladle:	-	-	3,139
73712000	845430000	Casting Machines	-	-	75,508
73719000	845490000	Parts Of Machines Used In Metalurg	-	-	63,087
73721100	845510000	Tube Mills	-	-	3,845
73721210	845521000	Hot Or Combination Hot And Cold Rolling Mil	-	-	1,074,805
73721220	845522000	Cold Rolling Mills	10,475	249,760	7,195
73729300	845530000	Rolls For Rolling Mills	-	-	110,931
73729900	845590000	Other Parts Of Rolling Mill	-	-	4,433
73131000	845811000	Horizontal Lathes With Numerically Controlle	-	-	5,600
73137000	845819000	Horizontal Lathes Without Numerically Controlled	-	-	215,320

Tabel
Table 21. Lanjutan
Continued

SITC	HS	Komoditi Commodity	Ekspor/Export		Impor/
			Berat Bersih	Nilai FOB	Berat Bersih
			Net Weight (Kg)	FOB Value (US\$)	Net Weight (Kg)
(1)	(2)	(3)	(4)	(5)	(6)
73139000	84589900C	Other Lathes Without Numerically Controlle	-	-	217,661
73141000	84591000C	Wav-type Unit Head Machine	-	-	8,507
73142000	845921000	Other Drilling Machines With Numerically Controlled	-	-	4,300
73143000	845929000	Other Drilling Machines Without Numerically Controlled	-	-	34,247
73146000	84594000C	Other Boring Machine	7,000	8,377	24,362
73151000	845951000	Milling Machines, Knee-type With Numerically Controlled	-	-	19,751
73152000	845959000	Milling Machines, Knee-type Without numerically Controlled	-	-	1,604
73154000	84596900C	Other Boring-milling Machine	-	-	10,505
73162000	846019000	Flat-surface Grinding Machines Without Numerically Controlled	-	-	11,385
73165000	846031000	Sharpening (tool Or Grinding) Mach.with Numerically Controlled	-	-	96
73167000	84604000C	Honing Or Lapping Machine	-	-	2,244
73169000	846090000	Oth.mach.-tools For Polishing Or Oth. Whise Finishing Metal/cermets	-	-	1,918
73178000	84611000C	Planing Machines	20,757	5,025	91
73171000	84612000C	Shaping Or Slotting Machine	-	-	56,456
73175000	846140000	Gear Cutting, Gear Grinding Or Gearfinishing Machines	-	-	4,719
73177000	84615000C	Sawing Or Cutting-off Machine	-	-	41,219
73179000	84619000C	Other Machine Tools For Planning , Shapin	-	-	49,051
73311000	846210000	Forging Or Die-stamping Machines And Hammers	5,670	6,400	38,427
73313000	84622900C	Other Bending,folding/straighteningmachine	-	-	84,127
73315000	84623900C	Other Shearing Machine	-	-	28,588
73317000	84624900C	Other Punching Or Notching Machine	50	1,310	1,280
73318190	84629190C	Other Hydraulic Presse	-	-	52,912
73318910	846299100	Other Punching Or Notching Machinesfor Treating Metal / Metal Carbide	-	-	7,595
73318990	846299900	Other Machine Tools For Working Metal By Forging	-	-	114,395
73395000	84633000C	Machines For Working Wire	-	-	78,173
73399000	846390000	Other Machine Tools For Working Metal,without Removing Materia	-	-	2,022
72811100	84641000C	Sawing Machines For Working Ston	-	-	534
72811200	846420000	Grinding Or Polishing Machines For Working Stone	-	-	24,296
72811900	84649000C	Other Machine Tools For Working Ston	-	-	22,101
72812100	846510000	Machines-tools For Working Wood Without Tool Change	-	-	35,799
72812910	84659100C	Sawing Machines For Working Woo	-	-	21,191
72812920	846592000	Planing ,Milling Or Moulding Machines For Working Wood	5,000	27,840	11,875
72812930	846593000	Grinding ,Sanding Or Polishing Machines For Working Wood	-	-	7,428
72812950	846595000	Drilling Or Morticing Machines For Working Wood	-	-	15,537
72812990	84659900C	Other Machine Tool For Working Woo	200	504	119,370
73513000	84662000C	Work Holders	-	-	1,170
73515000	846630000	Dividing Heads And Other Special Attachments For Machine-tools	-	-	7,308
72819100	84669100C	Parts For Machines Of Head.no.84.6	-	-	510
72819200	84669200C	Parts For Machines Of Head.no.84.6	-	-	6,734
73591000	84669300C	Parts For Machines Of Head.no.84.56to No.84.6	-	-	347
73595000	84669400C	Parts For Machines Of Head.no.84.62or No.84.6	-	-	37,701
74511900	84671900C	Hand-tools, Pneumatic Other Than Rotary Tvr	-	-	54
74512900	846789000	Other Hand-tools Hydraulic Or With Non-electric Motor	-	-	2,881
74519200	84679200C	Parts Of Pneumatic Tool	-	-	20
74519900	84679900C	Other Parts Of Tools For Working Inthe Han	-	-	9,763
73743000	846880000	Other Machinery And Apparatus For Soldering, Brazing Or Weldino	397	53	21,000
73749000	846890000	Parts Machinery And Apparatus For Soldering, Brazing Or Weldino	-	-	1,454

Tabel
Table

21.

Lanjutan
Continued

SITC	HS	Komoditi Commodity	Ekspor/Export		Impor/
			Berat Bersih	Nilai FOB	Berat Bersih
			Net Weight (Kg)	FOB Value (US\$)	Net Weight (Kg)
(1)	(2)	(3)	(4)	(5)	(6)
75121000	847010000	Electronic Calculators Capable Of Operat.w/o External Source Of Power	18,645	24,268	41
75122290	847029000	Other Electronic Calculating Machine	-	-	183
75128000	847090000	Pocket-size Data Recording, Reproducing & Displaying Machines	43,844	41,700	-
75210000	847110000	Analogue Or Hybrid Automatic Data Processing Machines	-	-	105
75221900	847141900	Oth.digital Automatic Data Process Machines In The Same Housing	48	700	1,729
75231900	847149900	Oth.than Cpu For Personal Microcomppresented In The Form Of Svstem	-	-	670
75232100	847150100	Oth.digital Processing Units With Cpu For Personal & Micro Computer	-	-	139
75232900	847150900	Oth.digital Processing Units Other Than For Personal & Micro Computer	-	-	6,382
75261100	847160100	Printer	-	-	162
75261200	847160200	Display Monitor	-	-	33
75261900	847160900	Other Input/output Units Other Thanprinte	804	12,279	76
75271100	847170100	Hard Disk Drive	-	-	402
75271900	847170900	Oth.storage Units Other Than Hard Disk Driv	-	-	17
75298000	847180000	Other Units Of Automatic Data Processing Machines	-	-	4,593
75299000	847190000	Other Of Data Processing Machines And Units Thereof	93,817	113,588	38
75199000	847290000	Cheque Writing Machine:	-	-	72,241
75991900	847310900	Other Parts & Accessories Of The Machines Of Heading No: 8469	128	1,949	-
75997100	847330100	Parts & Acces. Of The Machines Head No: 8471 Plug Into Pch Or Cabine:	2,040	280,477	7,860
75997900	847330900	Other Parts & Accessories Of The Machines Of Heading No: 8471	146,823	662,660	6,019
75995000	847350000	Parts&access Equally Suitabale For Mach.of Headings Nos 84 69 To 84 77	2	5	-
72831000	847410000	Sorting, Screening, Separating Or Washing Machines	-	-	85,011
72832900	847420900	Other Crushing Or Grinding Machines For Stone	18,825	9,580	158,519
72833100	847431000	Concrete Or Mortar Mixer	-	-	9,083
72833900	847439000	Other Machine For Agglomeratin	20,176	2,631	11,689
72834100	847480100	Machine For Forming Foundry Moulds Of San	-	-	127,896
72834900	847480900	Other Machinery For Process. Earth,stone, Ore And The Like	-	-	29,434
72839000	847490000	Parts Of Machinery Of Heading 84.7	6,235,376	6,917,949	157,526
72841100	847510000	Machines For Assembling Electric Orelectronic Lamps Or Flashbulbs	35,000	42,650	5,926
72841210	847521000	Machines For Making Optical Fibresand Preforms Thereof	-	-	1,200
72841290	847529000	Other Machines For Manufacturing Orhot Working Glass/olassware	-	-	107,217
72851000	847590000	Parts Of Machines For Assembling Electric/manufacturing Glassware	500	1,870	42,078
74595900	847629000	Automatic Bev.-vending Mach Withoutincorn heating/refriogeratine Devic	-	-	163
72842100	847710000	Injection-moulding Machines For Working Rubber Or Plastics	-	-	154,255
72842200	847720000	Extruders For Working Rubber Or Plastic	5,000	2,026	48,861
72842300	847730000	Flow Moulding Machines For Working Rubber Or Plastics	-	-	42,266
72842400	847740000	Vacuum Moulding Machines And Other Thermoforming Machines	-	-	20,746
72842510	847751000	Machines For Moulding Or Retreadingpneumatic Tyres	-	-	10,096
72842590	847759000	Other Machinery For Moulding Or Otherwise Forming	71,897	166,090	782,759
72842800	847780000	Other Machinery For Working Rubber Or Plstic	-	-	181,751
72852000	847790000	Parts Of Machinery For Working Rubber Or Plastics	63,559	57,045	112,960
72853000	847890000	Parts Of Other Machinery For Preparing Or Making Up Tobacco	-	-	97,872
72348000	847910000	Machinerv For Public Works,buildingor The Lik	-	-	26,775

Tabel
Table 21. Lanjutan
Continued

SITC	HS	Komoditi Commodity	Ekspor/Export		Impor/
			Berat Bersih	Nilai FOB	Berat Bersih
			Net Weight (Kg)	FOB Value (US\$)	Net Weight (Kg)
(1)	(2)	(3)	(4)	(5)	(6)
72721000	847920000	Machinery For The Extraction Or Preparation Of Fats Or Oils	1,600	381	1,085,815
72844000	847930000	Presses For The Manufacture Of Particle Board Of Wood Or Other	-	-	19,500
72849600	847960000	Evaporative Air Cooler:	125,342	2,599	2,050
72846000	847981000	Machines And Mechanical Appliances For Treating Metal	-	-	2,915
72849800	847982000	Machines And Mechanical Appliances Mixing, Kneading, Crushing etc	2,550	13,181	257,780
72849990	847989900	Other Machines And Mechanical Appliances	-	-	145,996
72855000	847990000	Parts Machines & Mech. Appliances Having Individual Functions	5,998	5,424	242,858
74911000	848010000	Moulding Boxes For Metal Foundry	-	-	11
74912000	848020000	Mould Bases	-	-	6,974
74913000	848030000	Moulding Patterns	3,233	8,570	271,413
74914000	848041000	Moulds For Metal Or Metal Carbides Injection Or Compression Types	-	-	478
74915000	848049000	Other Moulds For Metal Or Metal Carbide	110	9,950	13,398
74916000	848050000	Moulds For Glass	-	-	21,392
74918000	848071000	Moulds For Rubber Or Plastics Injection Or Compression Types	-	-	90,566
74919000	848079000	Other Moulds For Rubber Or Plastic	30,291	5,168	54,636
74710000	848110000	Pressure-reducing Valve:	-	-	55,680
74720000	848120000	Valves For Oleohydraulic Or Pneumatic Transmissions	-	-	67,921
74730000	848130000	Check Valves	-	-	20,790
74740000	848140000	Safety Or Relief Valve:	-	-	64,013
74780200	848180200	Ball Valves; Pressure Gauge Cock	-	-	80,709
74780300	848180300	Valves For Tyres And Tube:	5,572	30,702	357,219
74780400	848180400	Valves For Oxygen, Hydrogen, Carbon dioxide And Ammonia Cylinder:	-	-	270
74780910	848180910	Oth.appliances By Hand,weight. Lt. 3kgsurface-treated Or Nickel	-	-	50,547
74780990	848180990	Other Appliances Used In Pressure Machinery	444	4,939	196,763
74790000	848190000	Parts Of Taps ,cocks ,valves And Similar Appliances	-	-	15,630
74610000	848210000	Ball Bearings	9	51	185,657
74620000	848220000	Tapered Roller Bearings, Including Cone And Tapered Roller Assemblies	-	-	4,919
74630000	848230000	Spherical Roller Bearing:	-	-	4,394
74640000	848240000	Needle Roller Bearings	-	-	480
74650000	848250000	Other Cylindrical Roller Bearing	-	-	20,633
74680000	848280000	Combined Ball Or Roller Bearing Andsimilar	55	1,437	83,087
74691000	848291000	Balls, Needles And Rollers:	-	-	151,015
74699000	848299000	Other Parts Of Ball And Roller Bearing	-	-	3,823
74810000	848310000	Transmission Shafts (including Cam Shafts And Crank Shafts)and Crank:	-	-	62,320
74821000	848320000	Bearing Housing, Incorporating Ball Or Roller Bearings	-	-	3,237
74822000	848330000	Bearings Housing, Not Incorporatingball ,plain Shaft Bearings	-	-	5,110
74840000	848340000	Gears And Gearings ,chain Sprocketsgear Boxes And Other Speed Changer	658	382	642,420
74850000	848350000	Flywheels And Pulleys, Including Pulley Block	-	-	13,953
74860000	848360000	Clutches And Shaft Couplings (incl.universal Joints)	-	-	101,300
74890000	848390000	Parts Transmission Shafts & Crank	-	-	61,619
74920100	848410000	Gaskets And Similar Joints Of Metalsheeting Combined	-	-	94,586
74999200	848420000	Mechanical Seal	-	-	1,209
74920900	848490000	Other Sets Or Assortments Of Gasketand Similar Joints	24	134	43,212
74999100	848590100	Oils Seal Rings:	-	-	38,509
74999900	848590900	Other Machinery Parts, N.e.s In Chapter 8	105	1,724	5,585
71610110	850110110	Dc Motors Lt. 37.5w In Ckd Condition	-	-	35,335
71610190	850110190	Other Dc Motors Lt. 37.5v	-	-	71,139
71610910	850110910	Other Motors Ac/dc Lt. 37.5w In Ckd Condition	1,450	13,143	1,192
71610990	850110990	Other Motors Ac/dc Lt. 37.5v	-	-	18,196
71631900	850120900	Other Universal Ac/dc Motors >37.5v	-	-	38,572

Tabel
Table 21. Lanjutan
Continued

SITC	HS	Komoditi Commodity	Eksport/Export		Impor/
			Berat Bersih	Nilai FOB	Berat Bersih
			Net Weight (Kg)	FOB Value (US\$)	Net Weight (Kg)
(1)	(2)	(3)	(4)	(5)	(6)
71620190	85013190C	Other Dc Motors ;dc Generator Lt.750\	-	-	6,746
71620210	850132100	Dc Motors ;dc Generator 750w Lt.output Lt. 7500w In Ckd	-	-	23,679
71620290	850132900	Other Dc Motors ;dc Generator 750w Lt. Output Lt. 7500w	-	-	57,422
71620390	850133900	Other Dc Motors ;dc Generator 75w Lt. Output Lt. 375w	-	-	1,638
71620490	85013490C	Other Dc Motors ;dc Generator >375\	-	-	10,582
71631490	85014090C	Other Ac Motors ,single-phas	-	-	55,142
71631511	850151100	Other Ac Motors ,multi-phase Lt. 370win Ckd Conditions	-	-	21,431
71631519	85015190C	Other Ac Motors ,multi-phase Lt. 370\	-	-	230,937
71631529	850152900	Ac Motors,multi-phase 750w Lt. Output Lt. 7500w Other Than In Ckd	-	-	90,623
71631539	85015390C	Ac Motors ,multi-phase > 75w Other Than In Ck	-	-	29,511
71632190	85016190C	Ac Generators Lt. 75 Kva Other Than In Ck	-	-	643,452
71632290	850162900	Ac Generators 75 Kva Lt. Output Lt. 375 Kva Other Tha In Ckd	-	-	5,361
71632390	850163900	Ac Generators 375 Kva Lt. Output Lt. Lt. 750 Kva Other Than In Ck	-	-	12,950
71651100	850211000	Generating Sets With Compression- Ignition Lt. 75 Kva	585	2,566	193,268
71651200	850212000	Generating Sets With Compression- Ignition 75 Kva Lt. Output Lt. 3	-	-	89,933
71651300	850213000	Generating Sets With Compression- Ignition > 375 Kva	-	-	502,971
71651900	850220000	Generating Sets With Spark-ignitioninternal Combustion Piston Engines	-	-	78,912
71652900	85023900C	Other Generating Sets With Other- Powere	-	-	109,667
71640000	85024000C	Electric Rotary Converter	-	-	229,428
71690100	85030010C	Parts Suitable For Electric Motor	-	-	3,196
71690900	850300900	Other Parts Suitable With Heading No.85.01 Or No.85.02	45,850	14,663	19,835
77123000	85041000C	Ballast,for Discharge Lamps Or Tub	-	-	81,358
77111100	850421000	Liquid Dielectric Transformers Capacity Lt. 650 Kva	-	-	835
77111200	850422000	Liquid Dielectric Transformers 650 Kva Lt. Capacity Lt. 10000 Kv	-	-	5,050
77111300	850423000	Liquid Dielectric Transformers Capacity > 10000 Kva	-	-	13,910
77119110	85043110C	Power Transformer, Capacity Lt. 1 Kv	-	-	15,585
77119120	850431200	Step Up/down Transfomator, Stabili- Zer And Current Transfomator	-	-	2,130
77119190	85043190C	Other Transformers Capacity Lt. 1 Kv	20,247	20,962	7,207
77119299	85043299C	Other Transformer, 1 Kva Lt. Capacity Lt. 16 Kv	-	-	9,307
77119300	85043300C	Other Transformers,16kva Lt. Capacity Lt. 500 Kv	43	383	7,125
77119400	85043400C	Other Transformers.capacity >500kv	-	-	45,526
77121190	85044019C	Other Battery Chargers ,Rating Lt. 100 Kv	-	-	20,263
77121900	85044090C	Other Static Converter	-	-	11,588
77125000	85045000C	Other Inductors	-	-	969
77129190	85049019C	Other Parts Of Radiator For Transformer	-	-	2,018
77129300	85049030C	Parts Of Inductors For Transformer	-	-	2,537
77129990	85049099C	Other Parts Of Inductor	-	-	3,675
77881110	850511000	Permanent Magnets And Become Permanent Magnets C Metal	-	-	25
77881190	850519000	Other Permanent Magnets And Become Permanent Magnets	-	-	561
77881200	85052000C	Electro Magnetic Couplings,clutchesand Brake	1	7	1,446
77881900	85059000C	Other Electro Magnet Including Pau	-	-	32,563
77811100	850610000	Primary Cells And Batteries Of Manganese Dioxide	227,819	285,327	75,859
77811800	85068000C	Other Primary Cells And Primary Batterie	-	-	36,991
77817000	85069000C	Parts Of Primary Cells And Primary Batterie	-	-	58,273
77812190	850710910	Electric Accumulators Of Lead-acid Of 6 Or 12 Volts	-	-	1,827
77812199	85071099C	Electric Accumulators Of Lead-aci	-	-	141
77812200	85072000C	Other Lead-acid Accumulator	-	-	4,995
77812300	85073000C	Other Lead-acid Accumulator	-	-	108
77812800	85078000C	Accumulators Of Other Materia	-	-	34,679

Tabel
Table 21. Lanjutan
Continued

SITC	HS	Komoditi Commodity	Ekspor/Export		Impor/
			Berat Bersih	Nilai FOB	Berat Bersih
			Net Weight (Kg)	FOB Value (US\$)	Net Weight (Kg)
(1)	(2)	(3)	(4)	(5)	(6)
77819100	850790100	Parts Of Electric Accumulators For Industry Or Stationary	-	-	1,996
77819900	850790900	Oth. Parts Of Electric Accumulator	-	-	45
77841000	850810000	Drill Of All Kinds Of Electro - Mechanical Tool	-	-	96,566
77845000	850880000	Other Electro-mechanical Tool	-	-	90,472
77848000	850890000	Parts Of Electro-mechanical Tool	-	-	15,397
77571100	850910000	Vacuum Cleaners	-	-	4,225
77571200	850920000	Floor Polishers	-	-	46
77572000	850940000	Food Grinders And Mixers; Fruit Or Vegetable Juice Extractors	-	-	3,484
77541000	851010000	Shavers	-	-	4,275
77831190	851110900	Other Sparking Plug:	1,926	263	41,701
77831200	851120000	Ignition Magnetos; Magneto-dynamos;magnetic Flywheels	-	-	5,758
77831300	851130000	Distributors; Ignition Coil:	-	-	23,748
77831411	851140111	Starter Tobe Used Directly For Ass.& Or Manufactof Sedan/station Wagon	-	-	172
77831490	851140190	Starter Oth.than For Assembly Purposes & Manufacture	-	-	235
77831499	851140900	Dual Purposes Starter-generator	1,056	200	26,147
77831511	851150111	Alternator Tobe Used Directly For Ass./manufactof Sedan/stat wagon	-	-	35
77831590	851150190	Alternator Oth.than For Assembly Purposes & Manufacture	-	-	227
77831599	851150900	Other Generators Other Than Alternat	-	-	54,621
77831800	851180000	Other Equipment For Electrical Ignitio	-	-	609
77833900	851190900	Other Parts Of Electric Ignitio	3,023	221	23,574
77834100	851210000	Lighting Or Visual Signalling Equipment Of A Kind Used On Bicycles	-	-	24,763
77834900	851220900	Oth. Lighting Or Visual Signalling Equipme	-	-	4,565
77834300	851230000	Sound Signalling Equipment	-	-	10,843
77834400	851240000	Windscreen Wipers ,defrosters And Demister	-	-	87
77835000	851290000	Parts Of Electrical Lighting Or Signallir	-	-	202
81312900	851310900	Other Portable Electric Lamp	801,113	2,287,566	182,871
81380000	851390000	Parts Of Portable Electric Lamp	30,486	89,691	4,213
74132000	851420000	Induction Or Dielectric Furnaces And Oven	-	-	95,743
74133000	851430000	Other Furnaces And Oven	20,194	9,648	-
74134000	851440000	Other Induction Or Dielectric Heating Equipme	-	-	9
74135000	851490000	Parts Of Industrial Or Laboratory Electric Furnaces And Ovens	-	-	5,692
73732100	851519100	Electrical Brazing Or Soldering Machine	-	-	6,854
73732900	851519900	Other Brazing Or Soldering Machinesincluded Laser-type	-	-	41
73733100	851521100	Electrical Automatic Machines For Welding Of Metal	-	-	22,112
73734900	851529900	Other Machines Not Automatic For Welding Of Metal Includ laser Type	3,262	13,609	-
73735100	851531100	Electrical Automatic Machines And Apparatus For Arc	-	-	11,173
73736100	851539100	Electrical Not Automatic Machines And Apparatus For Arc	-	-	3,924
73737000	851580000	Other Machines And Apparatus For Arc Welding Metals	-	-	43,667
73739000	851590000	Parts Of Machines For Arc Welding Metal	-	-	3,759
77581000	851610000	Electric Instantaneous Or Storage Water Heaters And Immersion Heater	-	-	260,067
77582900	851629000	Oth.electric Space Heating Aparatusand Electric Soil Heating Apparatu	-	-	57,522
77583200	851632000	Other Hair-dressing Apparatu	-	-	8,410
77583300	851633000	Hand-drvng Apparatu	-	-	7,141
77584000	851640000	Electric Smoothing Iron:	-	-	4,236
77586900	851660000	Oth.ovens; Cookers, Cooking Plates,boiling Rings, Grillers & Roasters	-	-	26,076
77587100	851671000	Coffee Or Tea Makers	-	-	393
77587900	851679000	Oth. Electro-thermic Appliances Oth Than Coffe Or Tea Makers Or Roaster	-	-	658
77588000	851680000	Electric Heating Resistor:	-	-	2
77589100	851690100	Parts Of Electric Heating Resisto	-	-	220

Tabel 21. Lanjutan
Table Continued

SITC	HS	Komoditi Commodity	Eksport/Export		Impor/
			Berat Bersih	Nilai FOB	Berat Bersih
			Net Weight (Kg)	FOB Value (US\$)	Net Weight (Kg)
(1)	(2)	(3)	(4)	(5)	(6)
77589990	851690990	Other Parts Of Electric Apparatus For Domestic Purposes	-	-	73
76411900	851719000	Telp.sets;videophones Other Than Line Telp. Set With Cordles Handse	27	600	-
76415100	851730100	Telephonic Switching Apparatu	-	-	339
76417000	851750000	Oth.apparatus, For Carrier-current Line Syst. (digital Line Svstems)	-	-	4,609
76491900	851790900	Other Parts Of Electric Apparatus For Line Telephony	-	-	462
76421000	851810000	Microphones And Stands Therefo	-	-	27,991
76422200	851822000	Multiple Loudspeakers , Mounted Inthe Same Enclosures	-	-	16,712
76423000	851829000	Other Loudspeake	1,367	158	23,654
76425000	851840000	Audio-frequency Electric Amplifier	-	-	542
76426000	851850000	Electric Sound Amplifier Set:	-	-	40,166
76492900	851890900	Other Parts Of Speaker / Amplifie	-	-	16,377
76383210	851992000	Pocket-size Cassette-player:	-	-	558
76384390	852039000	Oth.magnetic Tape Recorders Other- Than Audio/cassette Tvne	-	-	3,621
76384990	852090900	Other Sound Recorder:	153	1,566	3,159
76381100	852110000	Video Recording Of Magnetic Tape- Typ	-	-	444
76381900	852190000	Other Reproducing Apparatu	15,207	60,100	7,976
76499910	852290100	Cassette Recorder Mechanism In Ck	3,104	75,181	-
76499999	852290990	Other Parts Of No: 8519 To 852	3,862	51,776	-
89851100	852320100	Magnetic Discs For Data Processing Syster	-	-	11,268
89859900	852390900	Other Unrecorded Media For Soundrecordin	-	-	3,126
89879991	852431900	Oth.discs For Reproducing Phenomenaoth.than Sound Or Image	-	-	544
89879994	852439000	Oth.discs For Laser Reading Syster	-	-	1
76432900	852520900	Oth.transmission Apparatus Incorp. Reception Apparatus	-	-	6,400
76483100	852610000	Radar Apparatu:	-	-	5,140
76483920	852692000	Radio Remote Control Apparatu	-	-	5,829
76221200	852712000	Pocket-size Radio Cassette-player	-	-	2,596
76221300	852713000	Oth.apparatus Combined With Sound Recording Or Reproducing Apparatu	-	-	42,445
76222000	852719000	Other Reception Apparatus For Radi	-	-	29,565
76212000	852729000	Other Radio - Broadcast Receiversused In Motor Vehicles	3,052	27,473	-
76289000	852739000	Other Radio-broadcast Receiver	23,790	234,588	-
76481000	852790000	Other Apparatus For Other Radiobroadcast Receivers	-	-	145
76110500	852812000	Colour Reception Apparatus For Televisio	13,750	95,947	56,989
76120500	852821000	Colour Video Monitors	316	632	-
76493191	852910910	Parts Of Aerial And Aerial Reflect-ors Plug Into Pcb Or Cabinet	-	-	5,571
76493199	852910990	Other Parts Of Aerials And Aerials Reflecto	-	-	3,385
76493910	852990100	Tunner For Tv Receiver In Ck	1,973	34,539	-
76493991	852990910	Parts Of Heading 8525 - 28 Plug Into Pcb Or Cabinet	-	-	1,652
76493999	852990990	Other Parts Of Heading 8525 - 2	5,708	39,091	28,760
77884100	853110000	Burglar Or Fire Alarms And Similarapparatu	-	-	7,066
77884200	853120000	Indicator Panels Incorporating Lcdor Le	-	-	10
77884890	853180900	Other Electric Sound Or Visualsignalling Apparatus	-	-	67
77885900	853190900	Other Parts Of Other Electric Soundor Visual Signalling Apparatus	-	-	2
77861000	853210000	Fixed Capacitor Designed For Use In50/60hz Circuit&capacitiv > 0.5 Kv	-	-	1,000
77862000	853221000	Fixed Capacitors Of Tantalun	-	-	124
77863000	853222000	Fixed Capacitors Of Aluminium Elec-trolyti	-	-	988
77865000	853224000	Fixed Capacitors Of Ceramic Dielec-tric, Multilay	-	-	468
77867000	853229000	Other Fixed Capacitor:	-	-	570
77868000	853230000	Variable Or Adjustable (pre-set)capacitor	-	-	3,799
77869000	853290000	Parts Of Electric Capacitor	155	897	431
77232900	853329000	Other Electrical Resistor:	-	-	52
77233100	853331000	Wirewound Variable Resistors, For A Power Handling Capacitiv Lt 20 W	-	-	13

Tabel
Table 21. Lanjutan
Continued

SITC	HS	Komoditi Commodity	Ekspor/Export		Impor/
			Berat Bersih	Nilai FOB	Berat Bersih
			Net Weight (Kg)	FOB Value (US\$)	Net Weight (Kg)
(1)	(2)	(3)	(4)	(5)	(6)
77233900	853339000	Wirewound Variable Resistors, For A Power Handling Capacitiv >= 20 W	-	-	1,263
77235000	853340000	Other Variable Resistors, Including rheostats And Pentimeters	-	-	1,130
77220000	853400000	Printed Circuits	94	16,506	143
77241000	853510000	Fuses	-	-	18,178
77243000	853529000	Other Automatic Circuits Breakers for A Voltage > 72,5 Kv	40	80	5,172
77244100	853530100	Isolating Switches Of Commutator	-	-	3,848
77244900	853530900	Other Of Isolating Switch And Make-and-break Switches	97	825	125
77245000	853540000	Lightning Arresters, Volt. Limiters and Surge Suppressors	-	-	3
77249000	853590000	Other Electrical Apparatus For switching	-	-	870
77251000	853610000	Fuses For A Voltage Lt. 1000 V	-	-	15,604
77252000	853620000	Automatic Circuits Breakers For A Voltage Lt. 1000 V	-	-	71,746
77253000	853630000	Oth. Apparatus For Protecting Electrical Circuits For Voltage Lt. 100	-	-	77,966
77254100	853641000	Relays For A Voltage Lt. 60 V	-	-	390
77254900	853649000	Other Relays	-	-	3,003
77255100	853650100	Make&break Switch Of A Kind Used Indom.elec.wiring Press Lt 500v car	-	-	24,158
77255900	853650900	Other Switches For A Voltage Lt.1000	-	-	19,079
77257000	853661000	Lamp-holders	-	-	33,910
77258000	853669000	Other Plugs And Socket	13,369	192,124	25,628
77259100	853690100	Commutator For Electrical Apparatus Lt. 1000	-	-	814
77259200	853690200	Junction Boxes For Electrical Apparatus Lt. 1000 V	-	-	1
77259400	853690400	Cable Connector And Socket Cable For IC & Printed Circuit	-	-	7,588
77259900	853690900	Other Electrical Apparatus For A Voltage Lt. 1000 V	-	-	13,566
77261000	853710000	Boards,panels For A Voltage Lt.1000	-	-	4,635
77262000	853720000	Boards,panels For A Voltage >1000	-	-	22,239
77281000	853810000	Boards,panels,consoles,desk,cabinet of Heading No; 85.37	-	-	28,115
77282000	853890000	Other Boards,panels,consoles,desks,cabinets Of Heading No 85.37	-	-	11,260
77823100	853910100	Sealed Beam Lamp Units For Automobile	-	-	7,546
77823200	853910200	Sealed Beam Lamp Units For Other Motor Vehicles Or Cycles	6,963	39,206	10,193
77823900	853910900	Other Sealed Beam Lamp Unit	-	-	59,316
77821100	853921000	Tungsten Halogen	93,270	1,354,384	20,561
77821200	853922000	Other Filament Lamp Power Lt.200w And voltage > 100 V	20,639	79,780	-
77821900	853929000	Other Filament Lamp	-	-	10,770
77822110	853931100	Discharge Lamps Used For Decorative and Publicity Purpos Of Fluorescent	-	-	6,604
77822120	853931200	Fluorescent Lamp	28,082	63,322	10,203
77822190	853931900	Other Fluorescent Lamp	-	-	139,507
77824900	853932000	Mercury Or Sodium Vapour Lamps; Metal Halide Lamps	-	-	18
77822910	853939100	Other Discharge Lamp Used For Decorative And Publicity Purposes	-	-	9,398
77822990	853939900	Other Discharge Lamps Other Than Ultra Violet	-	-	5,323
77824200	853941000	Arc Lamps	-	-	1,262
77824100	853949000	Ultra Violet Or Infra Red Lamp	-	-	38,249
77829000	853990000	Parts Of Ultra-violet Or Infra-red Lamps; Arc Lamps	50	1,050	178,262
77611000	854011000	Colour Cathode - Ray Television picture Tube	90,720	197,771	317,041
77625900	854079000	Other Microwave Tubes Excluding Grid-controlled Tubes	-	-	49
77629900	854099000	Other Parts Of Thermionic, Cold Cathode	-	-	255
77631000	854110000	Diodes, other Than Photosensitive Or light Emitting Diodes	-	-	266
77633000	854129000	Other Transistor	25,291	66,907	1,153
77637900	854140900	Other Thyristors, diacs & triacs, Oth. than Photosensitive Devices	-	-	12

Tabel 21. Lanjutan
Table Continued

SITC	HS	Komoditi Commodity	Ekspor/Export		Impor/
			Berat Bersih	Nilai FOB	Berat Bersih
			Net Weight (Kg)	FOB Value (US\$)	Net Weight (Kg)
(1)	(2)	(3)	(4)	(5)	(6)
77688000	854190000	Parts Of Diodes,transistors & Semi-conductor Devices	-	-	24
77641200	854212000	Cards Incorporating An Electronic Integratid Circuit ("smart" Cards	-	-	29
77641300	854213000	Metal Oxide Semiconductors (mos Technology)	-	-	18
77641900	854219000	Other Monolithic Ic	-	-	5,895
77643000	854230000	Oth Monolithic Integrated Circuit	-	-	39
77645000	854240000	Hybrid Integrated Circuit	261	452,332	-
77649000	854250000	Electronic Microassemblies	-	-	26
77689000	854290000	Parts Of Integrated Circuit	3,970	186,560	-
77871900	854319000	Other Particle Accelerator	-	-	560
77878890	854388900	Oth.machines & App. For Electro- Plating, Electrolisis/electrophores	-	-	22
77879100	854390100	Parts Of Particles Acceleratorsof Electrical Machines	1,458	25,128	-
77879900	854390900	Other Parts Of Electrical Machine	-	-	484
77311119	854411190	Winding Wire Of Copper In Other Forr	-	-	5,007
77311130	854411300	Winding Wire Of Copper Insulatedwith Pv	-	-	774
77311191	854411910	Rectangular Winding Wire Of Other, Cover With Paper	-	-	4,376
77311199	854411990	Other Winding Wire	-	-	20
77311990	854419900	Winding Wire Of Other Than Copperof Other Tyr	-	-	105
77312100	854420100	Co-axial Cable Fitted With Connect-or	-	-	17,274
77312210	854420210	Co-axial Cable Not Fitted Withconnectors Isulated With Pvc	-	-	49,437
77312290	854420290	Oth.co-axial Cable Not Fitted Withconnector	-	-	3,866
77313300	854430000	Ignition Wiring Set&oth. Wiring Setof A Kind Used In Vehicle aircraf	-	-	244
77314100	854441000	Elect.conductor For A Voltage Lt. 80vitted With Connectors	-	-	13
77314911	854449110	Elect.conductor For A Voltage Lt. 80vinsulated With Pvc	-	-	32,077
77314919	854449190	Oth. Cable For Electrical Conductorfor A Voltage Lt. 80 V	-	-	8,165
77314991	854449910	Oth.elect.conductor For Voltage Lt.80vinsulated With Pvc	-	-	66,056
77314999	854449990	Oth. Electric Conductor Lt. 80 V Insulated With Other Materials	-	-	13,507
77315100	854451000	Elect.conductor Of 80v Lt.volt. Lt.1000 Vwith Fitted Connectors	-	-	56,325
77315911	854459110	Elect.conductor Of 80v Lt.volt. Lt.1000 Vinsulated With Pvc	-	-	30,935
77315919	854459190	Other Cable For Electric Conductorof 80 V Lt. Voltage Lt. 1000 V	-	-	259
77315991	854459910	Other Electric Conductor Of80v Lt.volt. Lt.1000v Insulated Wit	-	-	8,817
77315999	854459990	Oth.elect Conductor 80v Lt.volt. Lt.1000vinsulated With Other Material	-	-	1,175
77317000	854460000	Other Electric Conductors, For Avoltage Exeeding 1000 V	-	-	29,937
77318000	854470000	Optical Fibre Cable:	-	-	929
77886110	854511000	Electrode Of Kind Used For Furnace	-	-	2,186,650
77886190	854519000	Oth.electrodes Oth.than A Kind Usedfor Furnace	-	-	3,761
77886200	854520000	Brushes	-	-	58
77886920	854590200	Battery Carbon:	-	-	428,424
77886990	854590900	Other Carbon For Electrical Purpos	-	-	976
77323100	854620100	Electrical Insulators Of Ceramicbushing For Transformator	-	-	1,867
77323900	854620900	Electrical Insulators Of Ceramic Ofother Tyr	-	-	47
77324000	854690000	Other Electrical Insulators Of Anymaterial	-	-	348
77326000	854710000	Insulating Fitting Of Ceramic	-	-	252
77328000	854720000	Insulating Fitting Of Plastic	-	-	2,796
77329100	854790100	Elec Conduit Tubing/joints Thereforof Base Metal Lined With Insulations	-	-	8
77329990	854790990	Other Insulating Fitting:	-	-	15,170
77889900	854890000	Waste & Scrap Of Elect. Parts Of Machines Or Apparatus	-	-	100

Tabel
Table 21. Lanjutan
Continued

SITC	HS	Komoditi Commodity	Eksport/Export		Impor/
			Berat Bersih	Nilai FOB	Berat Bersih
			Net Weight (Kg)	FOB Value (US\$)	Net Weight (Kg)
(1)	(2)	(3)	(4)	(5)	(6)
79129000	860290000	Rail Locomotives;locomotive Tendersoth.than Diesel-elec	-	-	51,278
79181000	860400000	Locomotives Railway Or Tramway Maintenance Or Service Vehc	896	247	6,840
79182100	860610000	Whether/not Self Prop	-	-	1,152
79199190	860719000	Tank Wagons And The Like	-	-	7,900
79199290	860729000	Other Bogies Including Part	-	-	5
79199990	860799000	Brakes Other Than Air Brakes And Parts Therec	-	-	124
79191291	860800291	Oth.part Of Railway/tramway Or Rolling Sto	-	-	6,336
78630000	860900000	Mechanical, Signalling, Safety Forrailwa	24,100	11,280	24,262
72241100	870110100	Containers Equipped For Carriage Byone Or More Modes	2,000	3,158	-
72241210	870110210	Of Transport Hand Tractors,designed For Agricul-tural Us	-	-	49,945
78320100	870120100	Other Hand Tractors In Completelyknocked Down	-	-	9,600
78320900	870120900	Condition (ckd)	-	-	245,980
72249000	870190000	Road Tractors For Semi-trailers Inck	-	-	22,991
78311100	870210100	Other Road Tractor For Semi-traile	-	-	22,230
78110000	870310000	Other Tractors	-	-	70,200
78120290	870322900	Motor Vehc Transport >=10 Persons, Diesel/semi, With	-	-	8,178
78120520	870331200	G v w Lt.e 5 Ton	-	-	27,000
78211100	870410100	Vehicle Specially Designed For Tra-velling Snow;golf Car	-	-	1,663,996
78211900	870410900	& Sml vehicl Oth Vehc, 1000 Cc Lt.cyl.cap. Lt.1500 Ccwith Spark-	28,531	11,316	14,064
78219100	870421000	ignition Internal Sedan/stat.wagon, Cyl.cap. Lt. 1500 Ccwith Compr.-ignition	-	-	19,305
78219200	870422000	Internal Cc Motor Vehicle For Transp. Of Goods, Diesel Gvw >24	7,339	2,389	-
78219319	870423190	Tonnes Other Motor Vehicle For Transport Of Goods, Diesel Gvw	-	-	11,035,819
78219390	870423900	> 24 Tonnes Mtr Vehc. For Transport Of Goods, Diesel, With G.v.w.	-	-	22,245
78219590	870432900	Lt.e 5 Ton Mtr Vehc. For Transport Of Goods, Diesel, With 5 Ton Lt.	-	-	7,032
78219990	870490900	G v w Lt.e Heavy Duty Truck,compr.-igni Pistonwith G.v.m > 24	23,230	6,789	14,450
78221000	870510000	Ton oth Than In Ckr Mtr Vehc. For Transp.of Good,dieselg.v.w.>20 Ton,oth	-	-	345,577
78225000	870530000	Than Truck>24 Ton Mtr Vehc.for Trm.of Good,spark-ignig.v.w.> 5 Ton,oth Than	-	-	24,313
78227000	870540000	Truck>24 Ton Oth Mtr Vehc. For Transport Of Goodoth Than Truck With	-	-	8,686
78229000	870590000	G v w > 24 Ton Crane Lorries	-	-	1,080,467
78410000	870600000	Fire Fighting Vehicle; Concrete-mixer Lorrie;	-	-	7,069
78421000	870710000	Other Special Purpose Motor Vehicl Chassis Fitted With Engines, For The Motor Vehc Head	-	-	7,032
78431190	870810190	8701 To 87 05 Bodies For The Vehicles Of Headingno. 87.0	3,574	13,484	-
78431900	870810900	Other Bumpers For Assembly Purpose	-	-	7,376
78432119	870821190	Other Bumpers And Part:	-	-	25,271
78432190	870821900	Other Safety Seatbelt For Assemblypurpose	-	-	860
78432990	870829900	Other Safety Seat Belt:	-	-	4,058
78433990	870839900	Other Parts Of Bodies Not For Assembly Purposes	-	-	64,354
78434900	870840900	Oth Brake & Servobrakes And Part	-	-	21,033
78435900	870850900	Other Gear Boxes:	-	-	43,923
78436900	870860900	Other Drive-axles With Differential	-	-	41,664
78439111	870870110	Other Non-driving Axles And Part	12,664	44,584	10
78439190	870870900	Road Wheels For Assembling Or Manu-facturing Of Sedan	-	-	64,700
78439290	870880900	& Station Wagon Other Road Wheels And Part	-	-	4,255
78439411	870891110	Other Suspension Shock-absorber Andpart	6,519	29,378	-
78439490	870891900	Radiator For Assembling Or Manufac-turing Of Sedan And	-	-	784
78439590	870892900	Station Wagon Radiators For Other Purpose	-	-	6,278
78439690	870893900	Other Silencers And Exhaust Pipe	-	-	12,331
78439790	870894900	Other Clutches And Part:	3,255	316	2,172
78439999	870899990	Other Steering Wheel.columns.boxe	5,853	9,776	34,590
		Other Parts And Accessorie			

Tabel
Table 21. Lanjutan
Continued

SITC	HS	Komoditi Commodity	Eksport/Export		Impor/
			Berat Bersih	Nilai FOB	Berat Bersih
			Net Weight (Kg)	FOB Value (US\$)	Net Weight (Kg)
(1)	(2)	(3)	(4)	(5)	(6)
74414000	870911000	Electrical Vehicles	-	-	12,600
74419000	870990000	Parts Of Vehicles	-	-	685
78513000	871120000	Motorcycles With Repric. Internal Piston Of 50cc Lt.a Cyld Cnctv Lt 2	-	-	48,710
78515000	871130000	Motorcycles With Repric. Internal Piston Of 250cc Lt.a Cvld Cnctv Lt	-	-	1,319
78519000	871190000	Other Motorcycle:	-	-	22,188
78520900	871200900	Bicycle And Oth Cycle Not Motorize	1,865	3,370	613,630
78531900	871390000	Other Invalid Carriage	-	-	3,500
78535910	871419100	Part And Accessories Of Vehicle Forassembly Purposes	701	21,783	32,974
78535990	871419900	Other Parts Of Motorcycle	-	-	1,100,631
78536000	871420000	Part And Accessories Of Invalidcarriage	18,594	5,923	9,083
78537100	871491000	Frames And Forks, And Parts Thereo	-	-	338,035
78537200	871492000	Wheel Rims And Spoke:	16,551	1,602	414,303
78537310	871493100	Hubs, Other Than Coaster Breaking Hubs And Hub Breaker	-	-	274,057
78537390	871493900	Free Wheel Sprocket Wheel	-	-	304,452
78537400	871494000	Brake,incl.coaster Braking Hub&hubsbrake, And Parts Thereof	9,759	15,837	130,671
78537500	871495000	Saddles Of Vehicles:	-	-	131,031
78537600	871496000	Pedals And Crank-gear, And Partstherec	-	-	209,022
78537910	871499100	Mudguard,mudguard Rod,mudguard Flapfootrest,handle Bar Grin Windscreef	-	-	204,576
78537991	871499910	Bicycle Parts & Head Parts - Steering Colum	-	-	77,140
78537999	871499990	Other Bicycle Part:	24,025	39,819	337,618
89410000	871500000	Baby Carriages And Parts Thereo	-	-	23,792
78610000	871610000	Trailer And Semi Trailer Of The Ca-ravan Type,for Housing Or Cammine	56,400	47,040	-
78622000	871631000	Tanker Trailers And Tanker Semitrailer	-	-	40,737
78629000	871639000	Other Trailer For The Transport Ofgood	-	-	432,311
78683000	871640000	Other Trailers And Semi Trailer	-	-	92,034
78685000	871680000	Other Trailler Of The Carava	100,625	82,824	56
78689000	871690000	Parts Of Trailer And Semi Traile	190,147	139,502	418,649
79291000	880310000	Propellers And Rotors And Parts Thereo	2,196	225,000	80
79295000	880330000	Other Part Of Aeroplane/helicopte	123	7,000	339
79297000	880390000	Oth Part Of Goods No.88.01 Or 88.0	528	7,200	995
79322100	890120100	Tankers Of 7500 Dwt Or Les	-	-	66,000
79327100	890190100	Barges And The Like	-	-	819,429
79327900	890190900	Other Vessel For The Transport Ofgood	34	1,500	-
79324000	890200000	Fishing Vessels; Factory Ships And Oth Vessels For Fishery Products	-	-	158
79370100	890400100	Tugs And Pusher Craft Of 4000 Hp Or Les	79,125	482,015	614,571
79329000	890600000	Other Vessels, Includ. War Ships Andlife Boats Oth Than Rowing Boats	20,000	7,570	-
79399000	890790000	Other Floating Structure:	-	-	79,688
88419000	900110000	Optical Fibres, Optical Fibre Bundles And Cables	119,615	214,425	-
88419200	900120000	Sheets And Plates Of Polarising Ma-teri	18,000	36,450	-
88415000	900140000	Spectacle Lenses Of Glas:	20,129	1,435,408	1,518
88417000	900150000	Spectacle Lenses Of Other Material	134,437	14,400,041	1,161
88432900	900219900	Other Obiective Lense:	-	-	3,795
88433900	900220900	Other Filters For Other Purpose	-	-	118
88421100	900311000	Frames And Mountings Of Plastic	-	-	883
88421900	900319000	Frames And Mountings Of Other Mate Rial	-	-	299
88422000	900390000	Parts Of Frames And Mounting	-	-	25
88423100	900410000	Sunglasses	-	-	192
88423920	900490200	Goggles	-	-	3
88423990	900490900	Other Corrective, Protective Lense	1,987	299,178	107
87119900	900590900	Other Part And Accessory Of Instru-ment	-	-	15
88111591	900659100	Other Cameras For Ordinary Us	-	-	1,004
88121900	900719000	Other Cameras	1,044	630	-
88123000	900791000	Parts And Accessories For Camera	-	-	482
88132190	900810900	Other Slide Projector:	38	6,456	-
88136000	901090000	Parts And Accessories For Photogra-pheric Laboratories	-	-	1
87141000	901110000	Stereoscopic Microscope:	33,000	57,750	-
87149000	901190000	Parts And Accessories Of Opticalmicroscop	-	-	8

Tabel 21. Lanjutan
Table Continued

SITC	HS	Komoditi Commodity	Eksport/Export		Impor/
			Berat Bersih	Nilai FOB	Berat Bersih
			Net Weight (Kg)	FOB Value (US\$)	Net Weight (Kg)
(1)	(2)	(3)	(4)	(5)	(6)
87131000	901210000	Microscopes Other Than Optical Mic-rosopes And Diffraction Annaratu	-	-	5,873
87192000	90132000C	Lasers, Other Than Laser Diode	-	-	405
87193000	901380000	Other Devices, Optical Appliances And Instruments	-	-	2
87199000	90139000C	Parts And Accessories Of Liquidcrystal Devic	-	-	7,157
87411800	901480000	Other Instruments And Appliances Ofdirection Finding Compasses	-	-	16
87412000	901490000	Parts And Accessories Of Compassand Other Navigation Instrument	-	-	264
87413400	901540000	Photogrammetrical Surveying Instru-ments And Appliances	-	-	996
87413890	90158090C	Other Instrument For Surveyin	6,564	391,393	579
87414000	901590000	Parts And Accessories Of Instrumentfor Surveying	-	-	818
87451000	901600000	Balances Of A Sensitivity Of 5 Cg Or Better With Or Without Weight	-	-	375
87422200	901720000	Other Drawing,marking-out Or Mathe-matical Calculating Instruments	-	-	4,460
87423100	90173000C	Micrometers, Callipers And Gauge	-	-	3,420
87423900	90178000C	Other Instruments And Appliances Ofbalance	-	-	63,819
77411000	90181100C	Electro-cardiograph	556	2,104	-
77412000	90181900C	Other Electro-diagnostic Apparatu	1	1	-
77413000	90182000C	Ultra-violet Or Infra-red Ray Appa-ratu	-	-	114
87221110	90183110C	Disposable Syringes, With Or W/o Needle	17,125	55,059	34,645
87221200	90183200C	Tubular Metal Needles And Needlesfor Suture	-	-	11,086
87229000	901890000	Other Instruments And Appliances Used In Medical, Surgical Etc	-	-	3,347
87231000	901910000	Mechano-therapy Appliances;	-	-	206
87235000	90200000C	Massageapparatus:hisological Annaratu	-	-	11
77421940	902214000	Other Breathing Appliances And Gasmask Oth App Based On The Use X-rays	60	17,964	1,085
77429000	902290000	Formedical-surgical/veterinary Use Oth Part And Accessory Of Apparatuson The Use X- ray other Radiatio	-	-	200
87453100	90241000C	Machines And Appliances For Testingmetal	-	-	3,249
87453800	902480000	Machines And Appliances For Testingwood, Textiles, Pape Plastic	-	-	1,083
87455110	90251100C	Thermometers Liquid Filled, For Di-rect Readin	-	-	275
87455190	90251900C	Other Thermometers	-	-	1,891
87455800	902580000	Oth Instrument: Hygrometer,psychro-meter, Pyrometers	-	-	5,476
87456000	90259000C	Part & Accessory Of Hydrometer Etc	-	-	394
87431000	902610000	Instrument For Measuring Or Check-ing The Flow Or Lev Of Limids	-	-	8,066
87435000	90262000C	Instrument For Measuring Or Check-ing Pressu	177	1,957	3,913
87437000	902680000	Other Instruments Or Apparatus Formeasuring And Checking	-	-	6,434
87439000	902690000	Parts And Accessories Of Instrumentfor Measuring And Checking	-	-	2,469
87441000	90271000C	Gas Or Smoke Analysis Apparatu	-	-	148
87446000	902780000	Other Instruments And Apparatus Forphysical Or Chemical Analysis	-	-	1,425
87449000	90279000C	Microtomes; Parts And Accessorie	-	-	570
87313000	90282000C	Liquid Meters	-	-	63,724
87315000	90283000C	Electricity Meters	-	-	289
87319000	902890000	Parts And Accessories Of Gas,liquidelectricity Supply/production Metr	11	2,000	73
87321000	902910000	Revolution Counters, Production Counters, Taximeters miliometers Etc	-	-	47
87325900	90292090C	Other Speed Indicator	-	-	12,827
87329000	90299000C	Parts & Accessories Of Speed Indi -cator	-	-	154
87475100	90303100C	Multimeters	-	-	3
87475900	903039000	Oth Instrument For Measuring/check-ing Voltage current resistanc	-	-	19,770
87478130	903083000	Other Instruments And Apparatus With Recording Device	-	-	19
87478900	903089000	Oth.instrument & Apparatus With Special Designed For Telecommunicatic	-	-	3,169

Tabel 21. Lanjutan
Table Continued

SITC	HS	Komoditi Commodity	Ekspor/Export		Impor/
			Berat Bersih	Nilai FOB	Berat Bersih
			Net Weight (Kg)	FOB Value (US\$)	Net Weight (Kg)
(1)	(2)	(3)	(4)	(5)	(6)
87479000	903090000	Part & Accessory Of Oth Instruments and Apparatus For Communication	-	-	11
87425200	903120000	Test Benches	-	-	2,287
87425490	903149000	Oth Optical Instruments & Appliances not Specified In This Chapter	-	-	1,321
87425800	903180000	Oth Measuring/checking Instruments, appliances And Machines	-	-	69
87426000	903190000	Parts And Accessories Of Measuring/checking Instrument	-	-	666
87461000	903210000	Thermostats	-	-	53
87465100	903281000	Hydraulic Or Pneumatic	-	-	3,623
87465900	903289000	Other Automatic Regulating / Con - Trolling Instruments	-	-	378,226
87469000	903290000	Parts And Accessories Of Automatic regulating / Controlling Instrument	-	-	781
87490000	903300000	Parts And Accessories For Machines, appliances, instruments	-	-	79
88531100	910111000	Wrist-watches With Mechanical Display Only	12,028	14,858	-
88575000	910519000	Other Alarm Clocks	-	-	4,218
88577000	910529000	Other Wall Clocks	-	-	24,540
88578900	910591900	Other Clock Battery, Accumulator Or main Powered Of Other Type Of Clock	508	4,064	-
88594900	910690000	Oth Time Of Day Recording Apparatus	-	-	2,111
88551900	910819000	Oth Watch Movement Battery Or Accumulator Powered	-	-	70
88598110	911011000	Complete Movements Of Watches	-	-	32,143
88591800	911180000	Other Watch Cases	-	-	1,591
88591900	911190000	Parts Of Watch Cases	-	-	5,429
88597900	911290000	Parts Of Clock Cases	-	-	1,047
88599300	911430000	Dials	-	-	919
88599900	911490000	Other Parts Of Clock Or Watch	-	-	269
89815100	920210000	Oth String Musical Instrument Played With A Bow	-	-	95
89815920	920290200	Plucked Stringed Instrument	-	-	5,730
89815990	920290900	Oth String Musical Instrument Played With Other Than A Bow	-	-	4,189
89822190	920410900	Oth Accordion & Similar Instruments	-	-	330
89822200	920420000	Mouth Organs	-	-	317
89824200	920600200	Musical Instruments : Drum	82	79	111
89824900	920600900	Other Percussion Musical Instruments	760	284	136
89825190	920710190	Other Electronic Organs Keyboard	-	-	2,334
89826000	920790000	Oth Musical Instruments That Amplified Electrically	1,303	11,690	-
89829900	920890000	Other Fairground Organs, Mechanical street Organs	-	-	3,494
89890910	920991000	Parts And Accessories For Piano	10,658	36,231	-
89890920	920992000	Part And Accessory For The Musical Instruments Of Heading No 92 00	-	-	1,318
89114900	930200900	Oth Revolver & Pistol Not Imported for The Government	-	-	5,957
89191900	930510900	Oth Part & Accessory Of Revolver Or Pistol Not Import By/for Government	263	95	-
82111000	940110000	Seats Of A Kind Used For Aircraft	17,051	27,796	275
82112000	940120000	Seats Of A Kind Used For Motor Vehicle	27,727	77,955	13
82114000	940130000	Swivel Seats With Variable Height adjustmer	18,500	10,111	47
82115000	940140000	Seats Oth. than Garden Seats / Camp-ing Equipment convertible Into Ber	6,100	11,984	-
82113100	940150100	Seats Of Rattar	1,084,295	3,611,951	1,258
82113900	940150900	Other Seats Cane, osier, bamboo	36,765	11,865	17,221
82116100	940161000	Other Seats, With Wooden Frames Upholstered	80,539	158,673	16,705
82116900	940169000	Other Seats, With Wooden Frames of Other Than Upholstered	26,606	40,282	37,671
82117100	940171000	Other Seats, With Metal Frames Upholstered	2,678	2,882	2,643
82117900	940179000	Other Seats, With Metal Frames Of Other Than Upholstered	23,503	17,340	141
82118100	940180100	Other Seat Of Wood Or Of Wickerwork	7,190,179	10,343,631	19,577
82118900	940180900	Other Seats Of Other Material	13,896	25,300	1,439
82119100	940190100	Parts Of Wood Or Of Wickerwork	1,735,058	2,131,307	638
82119200	940190200	Parts Of Plastics	-	-	72,800
82119300	940190300	Parts Seats Of Rattar	26,949	82,105	-
82119900	940190900	Other Parts For Sea	175,299	231,628	409

Tabel 21. Lanjutan
Table Continued

SITC	HS	Komoditi Commodity	Ekspor/Export		Impor/
			Berat Bersih	Nilai FOB	Berat Bersih
			Net Weight (Kg)	FOB Value (US\$)	Net Weight (Kg)
(1)	(2)	(3)	(4)	(5)	(6)
87240100	94021000	Dentists', Barbers' / Similar Chair and Pa	5,037	9,815	168
87240900	94029000	Other Medical, Surgical, Dental Orveterinary Furniture	-	-	4,454
82131000	94031000	Metal Furniture Of A Kind Used Inoffice	27,249	15,917	-
82139000	94032000	Other Metal Furniture	50,032	90,587	16,752
82151100	94033010	Drawing Table (unequipped)	32,368	83,848	-
82151200	94033020	Special Furniture (With Cases Or drawers) For Printing Works	88,214	53,604	-
82151900	94033090	Other Wooden Furniture Of A Kindused In Office	21,381	46,906	75,632
82153000	94034000	Wooden Furniture Of A Kind Used Inthe Kitcher	23,874	17,771	580
82155000	94035000	Wooden Furniture Of A Kind Used Inthe Bedroom	3,834,211	4,155,056	45,444
82159000	94036000	Other Wooden Furniture	10,345,364	10,938,911	89,962
82171000	94037000	Furniture Of Plastic:	13,783	4,968	704
82179100	94038010	Furniture Of Rattar	593,756	1,571,051	45
82179900	94038090	Other Furniture	5,708	14,782	-
82180100	94039010	Parts Of Furniture For Wooden Draw-ing Tabl	38,446	44,795	-
82180200	94039020	Parts Of Furniture For Special Fur-niture For Printing Works	5,900	9,740	-
82180900	94039090	Other Parts Of Furniture	3,104,495	2,232,024	11,934
82121000	94041000	Mattress Supports	6,922	6,476	1,310
82123000	94042100	Mattresses Of Cellular Rubber Orplastic	-	-	35
82125000	94042900	Mattresses Of Other Material:	297	1,130	166
82127000	94043000	Sleeping Bags	-	-	33
82129000	94049000	Other Mattress Support:	2,422	284	6,553
81311200	94051020	Chandelier & Other Electric Ceilingof Woo	-	-	6
81311900	94051090	Other Chandelier And Other Electricceilin	-	-	172,018
81313900	94052090	Other Electric Table, Desk, Bedside	-	-	10,867
89441000	94053000	Lighting Sets Of A Kind Used Forchristmas Tree	-	-	8,343
81315100	94054010	Oth. Electric Lamp&lighting Fittingof Plastic	-	-	16,752
81315500	94054050	Oth. Electric Lamp&lighting Fittingof Glas	-	-	12,546
81315900	94054090	Oth. Electric Lamp&lighting Fittin	-	-	1,316
81317400	94055040	Non-electr Lamp&lighting Fitting Ofcerami	-	-	111
81317630	94055063	Kerosene Hurricane Lamps Of Base Met	-	-	3,158
81317690	94055069	Oth. Non-electrical Lamp & Lightingfittings Of Base Metal	505	304	-
81317900	94055090	Oth. Non-electrical Lamp & Lightingfittin	-	-	186
81320700	94056090	Other Illuminated Signs,illuminatedname Plates And The Like	-	-	2,205
81391900	94059190	Parts Of Lamps For Other Purpose, Glas	-	-	74
81392900	94059290	Parts Of Lamps For Other Purpose, Plastic	-	-	720
81399990	94059990	Parts Of Lamps Of Base Metal	4,848	5,755	291
81100000	94060000	Prefabricated Building:	2,455	2,644	43,793
89421000	95010000	Wheeled Toys Designed To Be Ridden By Children;dolls Cariaoes	-	-	439
89422000	95021000	Dolls, Whether Or Not Dressed	1,088	105	11,361
89423900	95029000	Part&accessory For Doll Of Oth Thangarment And Accessory Therefo	1,542	1,333	1,744
89424200	95032000	Reduce-size("scale") Model Assemblykit,exl.those Subheading No 9503 1	-	-	6,036
89424300	95033000	Other Construction Sets & Constructional Toy	-	-	5,428
89425900	95034900	Other Toys Representating Animal Ornon-human Creatures	13,260	603,540	2,010
89426000	95035000	Toy Musical Instruments & Apparatu	-	-	1,788
89427000	95036000	Puzzles	-	-	319
89429700	95037000	Other Toys,put Up In Set Or Outfit	-	-	4,819
89429800	95038000	Other Toys And Models,incorporatinga Mot	-	-	26,426
89429900	95039000	Other Toys	6,586	14,634	146,549
89435000	95043000	Other Games, Coin-or Disc-operated,other Than Bowling	-	-	34,494
89437000	95044000	Allev Equipment	-	-	2,389
89439900	95049090	Playing Card:	-	-	4,590
89445000	95051000	Other Articles For Funfai	-	-	24,016
89449000	95059000	Articles For Christmas Festivitie	-	-	14,054
89473900	95061900	Other Festive, Carnival Article	-	-	3,975
89476910	95065910	Other Articles For Gymnastic	-	-	1,800
89476990	95065990	Badminton Rackets, Whether Or Not Strun	-	-	942
89479290	95066290	Other Racket, Whether Or Not Strun	89	104	4,948
89479900	95066900	Other Balls Inflatable	-	-	714
		Other Balls, Oth Than Golf/tennis Balls/inflatable Balls	-	-	

Tabel
Table 21. Lanjutan
Continued

SITC	HS	Komoditi Commodity	Ekspor/Export		Impor/
			Berat Bersih	Nilai FOB	Berat Bersih
			Net Weight (Kg)	FOB Value (US\$)	Net Weight (Kg)
(1)	(2)	(3)	(4)	(5)	(6)
89478000	950691000	Articles And Equipment For General Exercise;gymnastic Or Athletics	-	-	22,511
89471100	950710000	Fishing Rods	3,089	28,036	-
89471200	950720000	Fish-hooks, Whether Or Not Snelled	3,199	25,274	-
89471900	950790000	Other Fishing Article:	-	-	25,138
89911900	960190000	Worked Bone,tortoise-shell, Horn, Antlers, Coral & Article Thereof	65,210	9,761	-
89919900	960200900	Other Article Of Unhardened Gelati	35,550	27,771	-
89972100	960310000	Broom & Brush, Consisting Of Twig /oth Vegetable Mat'l Round Together	228,857	59,658	27,221
89972210	960321000	Tooth Brushes	86,263	237,791	89,254
89972910	960329000	Shaving, Hair, Nail, Eyelash And Other Toilet Bruses For Person	112,883	25,842	50,220
89972300	960330000	Artists' Brush, Writing Brush& Sml.brush For Application Of Cosmetics	-	-	1,594
89972400	960340000	Paint,distemper, Varnish/sml. Brush(oth Than Subhead 960330000)	-	-	147,929
89972500	960350000	Other Brushes Constituting Parts Ofmachines, Appliances C Vehicles	-	-	8,165
89972900	960390000	Oth Broom, Bruses:	-	-	72,080
89981000	960400000	Hand Sieves And Hand Riddle	15,253	4,194	2,266
83130000	960500000	Travel Sets For Personal Toilet, Sewing, Shoe, Clothes Cleaning	704	368	-
89983100	960610000	Press-fasteners, Snap-fasteners And Prestuds And Parts Therefor	-	-	11,284
89983220	960622000	Buttons Of Base Metal, Not Coveredwith Textile Material	511	434	-
89983290	960629000	Other Buttons	-	-	6,102
89984000	960630000	Button Moulds And Other Parts Of Buttons; Buttons Blank	104	26,000	-
89985100	960711000	Slide Fastener Fitted With Chainscoops Of Base Metal	1,094	521	483
89986000	960720000	Parts Of Slide Fasteners:	-	-	266
89521100	960810000	Ball Point Pens	23,806	131,264	153,197
89521200	960820000	Felt Tipped And Other Porous-tippedpens And Markers	-	-	25,730
89521310	960831000	Indian Ink Drawing Pen:	-	-	20,065
89521390	960839000	Fountain, Stylograph,and Other Pen	-	-	10,631
89521400	960840000	Propelling Or Sliding Pencil	-	-	1,140
89521500	960850000	Set Of Articles From Two Or More Ofthe Foregoing Subheadings	-	-	5,863
89521600	960860000	Refill For Ball Point Pens,compris-ing The Ball Point & Ink- reservoir	-	-	3,034
89522900	960891900	Other Pen Nibs And Nib Point:	-	-	514
89521920	960899200	Pen - Holders, Pencil - Holders Andsimilar Holders	-	-	53
89523110	960910100	Black Pencils	280	2,560	14,620
89523190	960910900	Other Pencils	-	-	42,021
89523200	960920000	Pencil Leads, Black Or Coloure:	-	-	1,602
89523900	960990000	Oth Pastel,drawing Charcoal,writingor Drawing Chalks And Tailor Chalk	-	-	5,851
89592000	961000000	Slate & Board, With Writing/drawingsurface, Whether Or Not Framed	124	34	10,153
89593000	961100000	Date, Sealing Or Numbering Stamps,and The Lik	-	-	2,173
89594100	961210000	Ribbons	-	-	21,830
89933100	961310000	Pocket Lighters, Gas Fuelled, Non-refillabl	-	-	567,620
89933200	961320000	Pocket Lighters, Gas Fuelled,refillabl	-	-	27,748
89933800	961380000	Other Lighters:	-	-	23
89935000	961390000	Parts Of Disposable Gas Lighte	14,667	36,271	82,218
89989110	961511000	Comb, Hair Slides And The Like Of Hard Rubbers Or Plastics	972	177	8,346
89989190	961519000	Comb, Hair Slides And The Like , Oth Than Of Hard Rubbers Or Plastic	-	-	7,073
89989990	961590900	Hair Pins, Curling Pins/grips, Hairculer & Like Oth Than Of Aluminium	-	-	2,770
89987000	961610000	Scent Sprays & Similar Toilet Sprayand Mounts And Heads Therefor	-	-	371,661
89982000	961620000	Powder-puff & Pad For Applicationof Cosmetic Or Toilet Preparation	254	1,024	1,049

Tabel 21. Lanjutan
Table Continued

SITC	HS	Komoditi Commodity	Ekspor/Export		Impor/
			Berat Bersih	Nilai FOB	Berat Bersih
			Net Weight (Kg)	FOB Value (US\$)	Net Weight (Kg)
(1)	(2)	(3)	(4)	(5)	(6)
89997000	96170000	Vacuum Flasks & Oth Vacuum Vessels With Cases; Parts Thereof Not Glass	-	-	30,225
89988000	96180000	Tailors' Dummy&oth Lay Figure;auto-mata&animated Dislay Used For Shc	7,457	13,156	-
89611000	97011000	Paintings, Drawings And Pastel	264	28	-
89612200	970190200	Paintings, Drawings And Pastels Offoliage, Branches And Other Parts	-	-	95
89612300	970190300	Paintings, Drawings And Pastels Ofplastic	-	-	4,875
89612900	970190900	Other Painting, Drawing And Paste	15,319	15,414	-
89620000	97020000	Original Engravings, Prints And Li-thograpl	670	567	-
89630000	97030000	Original Sculptures And Statuary,inany Materi	11,730	9,920	22,128
89640000	970400000	Postage/revenue Stamp,stampstmarkfirst Day Cover,post Stationery	48,277	15,338	-
89650900	970500900	Other Collection & Collector Piecesof Other Interest	22	12	-
92110900	980110900	Pebt Other Products N.e.s	530,211	591,192	-
		Total	5,490,111,783	2,687,876,101	2,343,112,016

Import

Nilai CIF
CIF Value
(US\$)
(7)

479,596
23,225
-
964
7,477
1,811
-
-
11,706
-
38,132
-
21,449
-
-
40,126
-
9,728
-
-
2,649
479
-
-
-
-
-
-
116,151
-
-
-
241
-
11,165
-
-
-
-
-
-
-
2,209
-
-
-
-
-
-
-

<http://sumut.bps.go.id>

Import

Nilai CIF
CIF Value
(US\$)
(7)

-
-
-
56,023
-
-
625
-
-
744,643
-
-
-
-
-
-
-
-
-
-
-
-
139
-
-
-
-
-
-
186
-
22,532
703
10,366
32,053
53,010
7,734
11,352
21,910
81.062
-
16,281
-
-
13,341
-

<http://sumut.bps.go.id>

Import

Nilai CIF
CIF Value
(US\$)
(7)

-
1,567
-
-
-
300
-
2,983
33,000
-
251
-
-
-
-
-
-
-
-
7,719
20,796
17,111
7,286
3,361
949,437
1,690,569
-
-
-
-
-
-
1,199
-
-
17,820
-
-
1,458
-
-
30,260
-
-
-
-
-

<http://sumut.bps.go.id>

Import

Nilai CIF
CIF Value
(US\$)
(7)

-
-
796,437
12,770
36,666
195,795

10,539
58,415
-
-
-
-
-
10
20,510
-
12
-
207
290
454
3,433
3,768
-
-
-
-
89,820
1,963
-
188,017
10,616
-
841,460
19,063
645,922
18,144
1,043
-
87
480,771
179
19,902
79,521
3,664,566
1,985,162
-
118
150
9,055
-
34,576
-
1,553
18,691
-
-
178,795
117,881
-

<http://sumut.bps.go.id>

Import

Nilai CIF
CIF Value
(US\$)
(7)

-
-
-
-
255,618
-
-
45,023
83,538
-
-
-
-
48,505
-
-
4,365
-
-
8,840
-
-
-
147,274
2,061
6,997
-
-
50,618
-
-
663
6,245
226,133
24,298
-
17
2,604
-
723
-
700
-
19,693,257
278,452
522,508
3,552,893
5,967,241
30,715
8,118,512
12,817
47,541
342,737
5,940
14,560
8,664
77,775

<http://sumut.bps.go.id>

Import

Nilai CIF
CIF Value
(US\$)
(7)

5.005
-
3,589
149,116
-
397,055
16,400
-
96,031
237,602
2,310,341
7,657,822
-
705,908
-
671,902
-
11,925
-
5,065
-
-
-
42,609
2,626
49,725
-
-
-
1,644
-
-
5,527
-
-
-
-
6,410
-
-
100,769
1,008
-
872
13,078
-
1,256
424
30,120
10,200
47,256
193,727
-
40,544

<http://sumut.bps.go.id>

Import

Nilai CIF
CIF Value
(US\$)
(7)

-
-
-
-
8,580
-
14,070
-
2,049
-
-
46,055
6,468
1,117,681
4,985
24,675
375
-
-
1,417,021
-
563
-
-
26,080
4,510
2,421
-
57,766
-
17,249
920
633
87,396
1,058
-
3,313
-
2,322
10,189
105,446
227,391
-
-
-
-

<http://sumut.bps.go.id>

Import

Nilai CIF
CIF Value
(US\$)
(7)

169,500
1,897,504

355,171

5,607

17,928
7,472
11,629
8,049
-
341,349
-

10,050
-
-
-
90
-

3,324
-
1,157,772
-

1,629
-
15,964
24,672
-
4,825
-
-
17,296

46,835

2,080
50,111
150,942
448,142
60

25,804
670,212
-
115,000
-
10,510
-
2,937
81,633

3,199
-

11,942
5,103
-

<http://sumut.bps.go.id>

Import

Nilai CIF
CIF Value
(US\$)
(7)

-
2,533
22
-
-
-
5,025
-
184,354
13,466
23,352
8,221
-
2,780
405
3,173
9,507
8,592
1,771
3,094
2,894
55,168
-
-
-
-
550,538
115,290
6,168
3,982
1,121
-
36,808
-
251,356
35,640
6,280,604
2,169
58,242
-
3,915
2,658,471
-
-
-

<http://sumut.bps.go.id>

Import

Nilai CIF
CIF Value
(US\$)
(7)

162,037
5,052,995
562,761
38,728
217,503
6,602
336,740
3,286,125

30,677,736

-

350,711

-

-

-

830,089

330,703
42,359
79
51,602
60,640
16,066
111,216
3,907

1,364,301
3,762,991
11,285,773
347,859

-

-

254,723

134,555

-
23,446

-
1,264,986
445,003
215
979,466

7,040
645
746,999
14,156
15,522
70,207
77,229
52,254
328,034
7,465
125,182
19,115
4,350,950
4,406,752
123,594
4,319

<http://sumut.bps.go.id>

Import

Nilai CIF
CIF Value
(US\$)
(7)

-
35,861
5,000
504,369
2,412
546
1,499
3,508
-
191,421
143,736
83,307
503,254
158,579
14,831
69,061
765,105
7
33,280
1,229,921
1,200
46,677
209,056
423,747
271,751
1,475
6,487
3,478,123
4,651
624,756
-
16,618
8,195
39,848
14,214
-
-
160,675
-
146,268
67
1,343
98,549
954,264
260,081
105,785
4,572,192
4,029,248
53,509
23,245
241,839
5,780
9,505
48,909
915,265
163,600
50,511
24,341
906,454
18,550

<http://sumut.bps.go.id>

Import

Nilai CIF
CIF Value
(US\$)
(7)

442.367
22.868
5.845
5.291.098
573.403
92.938

29.500
997.552
96.310
-
13.215

1.052.999
1.328.090
388.047
6.172
31.615
24.705
36.800
113.050
92.054
321.852
34.650
1.008.866
-
165.780
184.440
1.218
5.783
356.000
-
14.136

8.061
111.855
3.276
274.349
167.538
70.962.562
390.438
19
1.181.104
127.951
1.025
9.197
31.047
1.663.447
38.535
20.710
47.735
57.600
4.950
8.393
23.875
29.168
4.928
285.718

1.109
208.515
88.545
26.750
61.569
200
71.088
168.696

4.160

<http://sumut.bps.go.id>

Import

Nilai CIF
CIF Value
(US\$)
(7)

10.400
15.647
5.289
73.033
11.867
343.931
122.396
64.701
433.505
154.919
25.997
9.400
200.689
261.115
108.117
14.293
22.089
617.961

646.659
29.409
36.677
3.067
55.870

4.399.914
220.139

229.562
367.253

625.842
81.156
8.166
26.791
84.819
5.325
9.458
112.126
1.700.370
90.468
345
1.423
1.600

1.784
62
8.058

334.656
-
472.038
23.788
143
249
145
402.988
468.380
78.540
190
96.550
38.667
82
59.101

2.465
-
3.972.197

<http://sumut.bps.go.id>

Import

Nilai CIF
CIF Value
(US\$)
(7)

8,361
146,160
69,727
558,668
143,000
-
446,661
-
72,000
567,276
12,824
37,251
215,955
8,451
4,633
43,221
-
12
1,216
7,230
10,445
265
121,560
428,663
13,320
2,261
13,600
52,213
29,244
8,463
161,832
81,890
-
191,419
454,500
1,000
20,125
2,250
-
1,920
6,929
26,065
61,995
4,922
21,456
27,094
55,290
190,763
11,387
1,530
213,328
98,750
9,024
850,164
90,811
8,000
130,934
243,605
319,546

<http://sumut.bps.go.id>

Import

Nilai CIF
CIF Value
(US\$)
(7)

1,632
63,289
34,520
2,280,470
-
-
709,926
27,600
4,590
216,629
25,180
2,424,558
85,300
80,058
923,075
4,648
9,560
109,876
4,846,671
60,383
6,907
12,500
95,000
60,435
2,897
503,438
39,000
22,845
15,540
1,379
24,964
1,020
6,517
62,897
-
-
-
1,119
3,304
-
-
-
-
-
6,374
12,409
21,482
-
3,875,791
239,064

<http://sumut.bps.go.id>

Import

Nilai CIF
CIF Value
(US\$)
(7)

91,200
441,048
58
3,295,780
356,365
-
20,499,347
185,498
2,813,454
6,502,871
1,160,595
8,400
7,259,672
22,237
1,620
4,078,354
956,621
17,640
3,598,482
-
-
154,251
16,465
11,783
13,361
1,254
109,966
177,117
24,537
3,200
-
7,300
12,141
13,908
209
666,574
200,938
929
179,340
44,653
174,065
134,453
91,218
498
431,245
34,556
3,825
2,275
894,833
18,033

<http://sumut.bps.go.id>

Import

Nilai CIF
CIF Value
(US\$)
(7)

-
2,593
131,972
5,228
-
2,638
-
5,053
138,018
28,946
79
1,805
22,527
3,647
7,427
62,490
2,610
-
2,265
-
-
24,750
-
-
-
-
-
5,670
-
264,331
618,081
4,485
457
62
32,174
1
351
-
8,233
-
895
-
162
-
68,571
18,518
-
224
4,437
392
-
-
133,932
-
180,875
-

<http://sumut.bps.go.id>

Import

Nilai CIF
CIF Value
(US\$)
(7)

1,063
281,845
85,756
6,586
1,475
505,439
361,271
-
12,442
62,946
28,586
7,458,291
7,014
105,368
7,020
233,605
54,617
2,610
2,750
4,091
3,994
151,888
16,298
52,700
35,595
108,693
31,618
280,166
1,262
19,906
132,467
347,706
27,312
62,450
-
-
-
2,049
5,041
2,164,778
222,801
28,826
59,284
2,513
28,688
-
40,062
23,360
-
2,574
8,000
1,689,076
649,360
179,062
949,313
24,191
-

<http://sumut.bps.go.id>

Import

Nilai CIF
CIF Value
(US\$)
(7)

193,506
641,658
68,904
80,708
173,664
564
32,898
45,904
1,680
9,815
20,949
595,381
64,106
1,064,017
18,255
2,832
139,940
11,350
1,708,082
1,651
13,981
390
2,494
66
277,888
-
-
266,082
61,335
93,772
12,244
3,940
137
5,221,560
1,872,392
2,439,933
730,640
3,430,168
-
200,562
25,076
-
4,020
856,334
306,541
1,173,725
278,895
26,510
151,840
462,129
8,412

<http://sumut.bps.go.id>

Import

Nilai CIF
CIF Value
(US\$)
(7)

21.986
6.602
75
281.450
38.756
53.949
-
34.373
482.656
15.960
94.014
17.094
24.988
93.388
11.377
22.320
11.759
1.450
-
159.689

15.490
623.200
490.263
-
-
614.088
-
11.297
24.752
48.167
358.630
66.777

210.323
356.701
183
52.809
103.153
21.330
19.474
6.408
1.218
418.387
3.949
64.680

-

16.130

19.478
5.969

22.147
778
2.907

8.627

6.613
21.332

7.157
8.078
98.618
69.020
1.095.035

<http://sumut.bps.go.id>

Import

Nilai CIF
CIF Value
(US\$)
(7)

101.580
68.136
8,166

32,934
546

30,443
18,094
27,939
293

11,455

4,824
6,238
49,808

-
62,445
46,863
6,967
48,384
477
11,895

62,776
16,028

110,506
902
5,044
248
-

2,907
73,941

9,940
13,478
280,112
316,903

43,938

5,832
109,710
141,018
82,244

-
47,644
58
166,731
3,966
9,070

11,346

8,460

6,423

55,095

491,367
-
-

<http://sumut.bps.go.id>

Import

Nilai CIF
CIF Value
(US\$)
(7)

85,959
-
1,604,388
1,096,920
63,584
-
-
-
321,572
-
-
3,501,759
-
2,666
-
947,367
-
701,342
623,376
97,175
228,266
26,934
809,514
3,765
142,206
60,855
9,702
83,533
9
34,585
-
1,346
120
64,996
12,202
15,297
18,472
470
4,144
722,827
905
50,789
80,733
47,342
190,347
20,846
592
52,925
26,667
1,765
9,151
538,135
33,591

<http://sumut.bps.go.id>

Import

Nilai CIF
CIF Value
(US\$)
(7)

24,179
7,785
57,324
23,114
7,058
41,509
18,030
-
88,822
-
630,310
-
1,606
9,065
222,902
6,208
189,317
29,146
25,140
48,026
1,701
-
2,217
9,845
255,167
151
18,706
2,682
515
204
50
213,277
35,532
288,091
4,473
3,836
31,012
-
-
-
-
-
-
6,669
-
18,834
8,251
3,316

<http://sumut.bps.go.id>

Import

Nilai CIF
CIF Value
(US\$)
(7)

200
647
-
1
12.236
10.550
193
2.361
925
-
3.383
430
-
-
-
-
-
-
-
-
39.078
-
-
53.256
5.728
-
-
-
-
-
48.179
-
-
-
41.771
-
-
47.939
-
-
-
-
-
-

<http://sumut.bps.go.id>

Import

Nilai CIF

CIF Value

(US\$)

(7)

-
1,718,045
1,090,672
17,671
-
-
-
2,560,213
-
-
-
-
-
2,995
-
-
-
-
-
-
-
-
-
-
-
5,031
-
-
-
-
-
-
-
-
-
-
-
-
-
-
-

<http://sumut.bps.go.id>

Import

Nilai CIF
CIF Value
(US\$)
(7)

-
-
-
-
-
11,877
-
11,722
6,924
-
901
46
2,142
-
640
-
17,416
-
46,647
30,783
241
-
-
1,140
1,140
-
315
-
5,396
-
11,818
1,472
259
2,991
41
483
-
2,331
10,808
3,672
-
3,181
2,562
11,333

<http://sumut.bps.go.id>

Import

Nilai CIF
CIF Value
(US\$)
(7)

29,931
-
85,289
820
18,656
160
-
260
11,125
-
-
790,328
499,004
18,323
-
41,210
-
-
2,749
3,354
3,000
-
19,630
2,839,201
4,865
1,082,222
9,991
4,260
7,517
-
-
-
279,762
397
527
1,285
234,200
118,596
152,363
76,453
2,563
35,790
4,067
121,134
21,821
170,730
340,125
540,938
73,630
371,458

<http://sumut.bps.go.id>

Import

Nilai CIF
CIF Value
(US\$)
(7)

16
357,598
282,011

1,809
-

64,762
3
1,456

13,073
115
4

54,554

7,872

128
308,802

401
21,051

3,261

256,000
151,200
10,080

6,752

4,451

-
5,386
6,693
52,439
52,950
17,580
46,235
39,231
6,552
3,777
-
-
35

914
84,164
37,952

245,308
-

2,867
-

253,258
238
100
2,258
958,884
425

1,276

<http://sumut.bps.go.id>

Import

Nilai CIF
CIF Value
(US\$)
(7)

332
16,864
22,881
332,626
323

-

-

-

-

-

-

-

-

-

-

-

-

-

22,725

-

-

9,114

18

-

8,453

-

-

1,879

-

200

35

24,260

563,397

25,996

18

-

-

-

-

-

-

-

-

-

Import

Nilai CIF
CIF Value
(US\$)
(7)

18
16,920
-
16,402
-
-
1,872
9,020
2,607
3,673
26,431
10,636
16,592
238
9,232
5,450
5,760
-
38,978
-
1,487
3,850
-
-
1,680
441
-
3,076
165,287
453,807
62,531
3,188
4,685
-
2,648
34,379
19,566
9,388
27,150
28,349
118,839
79,961
37,952
-
3,497

<http://sumut.bps.go.id>

Import

Nilai CIF
CIF Value
(US\$)
(7)

292
-
3,361
-
-
16,193
-
-
-
2,848
13,024
-
12,381
-
-
-
-
47,387
-
-
5,145
-
4,233
598
-
-
-
11,052
-
804
-
-
-
-
-
11,441
-
-
-

<http://sumut.bps.go.id>

Import

Nilai CIF
CIF Value
(US\$)
(7)

-
-
-
-
-
-
-
-
45,621
-
-
-
-
-
-
13,477
-
-
-
-
-
-
-
-
-
3,860
-
-
-
-
-
-
-
-
-
153
12,401
33
-
-
843
-
158
2,468
497
34
67
1,714
3,188
-
8,654

<http://sumut.bps.go.id>

Import

Nilai CIF
CIF Value
(US\$)
(7)

-
-
-
395,226
569
4
-
-
-
-
737
201
-
-
1,031
-
58,487
17,603
-
-
-
196,438
-
-
5,310
-
3,651
2,500
12,928
6,746
-
34,416
-
-
5,490
169,596
-
-
-
708
152
23,405
48
220,791
202,471
9,758
-
-
-
8,394

<http://sumut.bps.go.id>

Import

Nilai CIF
CIF Value
(US\$)
(7)

25,397
84,947
133,158
73,244
987
80,192
10,533
233,093
47,061
498,039
614,555
4,900
56,277
-
3,316
902
1,332
401
240
3,100
16,682
969
46,370
130,390
366
2,017
170
1,412
287,438
1,928,203
581,765
-
1,092
381,298
25,381
20,378
10,526
6,152
19,812
551,769
121,564
496,788
21,550
10,941

<http://sumut.bps.go.id>

Import

Nilai CIF
CIF Value
(US\$)
(7)

5.751
878,578

45,656
45,005

33,926

19,880
503,892

95,330
70,801
-
72,788
743

2,832
127,427
192,478

93,253

100,403
724,071
1,441

2,500
-

2,503

2,280
41

36
1,953
3,640
28,259
952
57,974

77,686

115,940

202,296

146,282

23,234
4,321
-
12,404

516
25,523

15,964
-
631
32,794
2,195
220,806
-
15,296

<http://sumut.bps.go.id>

Import

Nilai CIF
CIF Value
(US\$)
(7)

10,531
370,493
1,196
-
4,841
4,350
557
-
10,050
190
141,859
7,624
7,538
134,565
5,341
-
-
-
-
-
-
5,736
-
18,987
89,505
321,759
172,397
204,986
84,073
570,198
1,837
170,662
-
256,258
8,625
18,396
1,706
164,558
76,279
144,516
2,554
5,910,244
688,682
1,109,562
40,780
149,304
4,086,651
7,879
2,233,947
163,026
283,969
362,232

<http://sumut.bps.go.id>

Import

Nilai CIF
CIF Value
(US\$)
(7)

74,118
178,860
241,000
1,360
704,568
400,817
140,949
81,395
1,072,250
75,929
717,188
89,606
903,507
18,038
240,590
7,005
-
1,006,884
12,138
479,177
6,056
1,150
1,329
17,426
231
6,290
370,089
8
27,922
139,205
899
174,153
342,275
1,055,549
38,477
84,702
695
12,053

<http://sumut.bps.go.id>

Import

Nilai CIF
CIF Value
(US\$)
(7)

64,838
567,019
99,000
561,144
9,648
18,573
1,408
3,132

11,267
140,573

56
-
5,996
34,047
1,031,077
4,440
2,908
4
180,226
15,000
742,067
11,322
190,774
8,978
3,375
653
93,622
23,032
7,774
1,667
2,132
12,356
48,819
6,185
362,387
1,043,526
5,526
1,269,380
3,092
133,353
19,641
128,304

<http://sumut.bps.go.id>

Import

Nilai CIF
CIF Value
(US\$)
(7)

185.406
451.460

51.541
2.645
18.265
3.013.377
328.854
348.731
913.447
22.265
99.269
7.965
-
16.690
3.340
930.323
887.546

217.368

681.388
895

403.581
19.800
3.729.071

14.646
5.518

219.339

2.648

24.500

1.003

6.287

30.478

6.172
10.773
163.161
148.180

58.503
134.756
91.250
23.188

198.107
4.012
73.989

270

103.401
11.563

125

2.477

-

<http://sumut.bps.go.id>

Import

Nilai CIF
CIF Value
(US\$)
(7)

6,994
310,777
46,911
329,095
5,643
321,212
230,065
3,747
68,886
18,207
6,367
5
72,979
6,639
10,307
97,684
127,639
108,239
77,414
9,937
3,593
27,727
4,060
115,105
347,194
660,586
48,428
12,380
11,874
31,786
193,861
109,507
892
14,673
2,791
18,477
282,492
24,776
3,940
5,739
24,323
910,366
98,356
37,198
113,266
7,455
108,132
1,157
15,893
61,130
819
854
14,073

<http://sumut.bps.go.id>

Import

Nilai CIF
CIF Value
(US\$)
(7)

6,654
267
26,203
4,216
4,242
84,326
14,304
5,935
121
4,536
9,840
4,142
25,626
171,365
25,288
69,289
18,019
82,274
-
2,574
54,574
147,299
96,023
102,090
360,150
-
10,371
-
49,703
-
14,137
21,553
88,990
6,987
11,627
7,832
72
154,418
15,456
1,733
16,784
131
19,117
9,070
68,183
1,679
11,346
2,150
237

<http://sumut.bps.go.id>

Import

Nilai CIF
CIF Value
(US\$)
(7)

4,851
320

15,616
3,845
2,500
38,720
9,055

13,033,644
7,205
593,362
2,707
-

2,561
-
1,597

-
33,552

3,316

30
87,120
30,936
241,925
18,120
166,735

65
1,252
37,157
17,908

213,346

163,449

31,103

1,854
11,062
727

12,562

3,982

-
255,235

647

453

37,163

3,869
24,035

5,469

38,691
50,486
915
5,412,277

<http://sumut.bps.go.id>

Import

Nilai CIF
CIF Value
(US\$)
(7)

699,854

700

-

16,012

575,025

-

3,304

12,337

280,187

2,139

17,648

11,450

8,780

-

18,439

27,363

67,656

11,123

4,880

18

456,610

624

15,365

23,703

3,267

9,585

17,377

10,621

11,786

12,888

18,917

1,531

47,499

17,818

4,154

44,448

66,879

4,222

17,874

109,687

58,728

68,427

39

38,138

7,030

40,323

2,178

16,308

13,625

Import

Nilai CIF
CIF Value
(US\$)
(7)

62,684
71,175
845
2,394
32,631
2,525
312
75
6,097
7,553
339,032
192
233,263
4,039
44,238
9,247
5,105
150
33,569
1,757
5,353
55
8,701
12,530
1,640
11,700
150
128,243
222,767
1,726
68,310
70,288
281,427
4,610
2,483
2,127
93,250
107,693
2,110
37,442
40,485
19,336
125,191
1,323
10,918
60,253
48,039
13,179
305
80,767
1,068
47,377

<http://sumut.bps.go.id>

Import

Nilai CIF
CIF Value
(US\$)
(7)

8,395
12,102
7,342
496
175,460
692

2
13,511

275,591

70,232

10,989

3,690

5,697
14,975

142,227

2,386

615,123

573,977

183
1,518,232

409,119
40,970
60,771
817

171

14,163

7,404

422,993
605,791
535,105
1,592,401
513,907
45,169
2,751

81

-

14,632
5,419
-

59,145
69,089

552,293

4,771,183
72

201,174

<http://sumut.bps.go.id>

Import

Nilai CIF
CIF Value
(US\$)
(7)

1,927,244

130,651

627,273

3,150

2,051

12,165

8,805

1,049,492

220,329

236,669

9,004

1,438

1,356

23,255

9,963

11,963

118,136

59,635

45,354

446,738

32,751

34,692

253,897

1,181,146

66,260

293,716

299,732

82,353

117,137

228,625

354,645

968

482,851

2,899,045

3,933

357,833

11,542

75,453

1,875,120

166,169

6,331

26,078

183,591

233,700

104,486

72,980

<http://sumut.bps.go.id>

Import

Nilai CIF
CIF Value
(US\$)
(7)

147,793
360
150,443
34,436
124,461
426,217
25,287
4,763
82,461
350,410
32,288
75,392
1,684
9,168
89,481
66,566
214,000
229,969
335,908
5,113
1,269,635
529,878
422,787
8,800
351,552
1,823
85,861
200,626
24,132
1,222,928
371,852
34
466,829
626,193
177,853
503,868
630
314,692
189,923
138,899
26,924
419,304
54,111
33,481
15,889
-
73,521
138,311
18,070
38,215
50,282

<http://sumut.bps.go.id>

Import

Nilai CIF
CIF Value
(US\$)
(7)

16,800
35,515
5,640
23,604
100,234
48,476
63
4,417
17,755
5,846
63,505
18,149
41,850
401,500
267,639
139,640
54,427
31,331
131,691
23,510
251,467
105,864
579,663
15,977
10,009
29,990
345,492
1,201,952
34,211
324,911
93,677
7,342
104,095
9,214
41
59,449
488,016
1,801,406
4,836
301,076
2,923
14,824
4,614
25,618
98,521
101,237
76,283
1,552
22,800
782,767
365

<http://sumut.bps.go.id>

Import

Nilai CIF
CIF Value
(US\$)
(7)

1,447
178,868
72,762
93,979
664,925
130,889
40,369
89,940
214,050
41,322
35,913
18,415
51,705
526
83,289
25,906
166
483
425,533
14,082
756,620
698,020
644,235
134,427
4,510
1,011,593
284,929
261,153
40,138
187,126
86,831
49,553
166,423
167,438
7,164
26,615
37,634
18,182
251,904
17,465
5,452
70,000
62,719

<http://sumut.bps.go.id>

Import

Nilai CIF
CIF Value
(US\$)
(7)

939,966
853,365
5,234
438,633
25,623
886,005
70,530
140,823
24,287
47,342
1,172,844
32,789
212,000
35,265
859
30,382
29
44,416
20,206
25,125
5,027
7,885
10,896
32,218
31,754
17,865
161,329
800
157
2,150
7,537
-
33,924
15,008
427
37,272
11,739
52,348
393
1,446
65,400
120,643
487,440
2,046
306,170
4,300
253,720
3,235
52,198
341,423

<http://sumut.bps.go.id>

Import

Nilai CIF
CIF Value
(US\$)
(7)

191,313
15,589
48,871

53,970

32,914
70,318

1,761

32,923
61,718

175

3,500
20,383

2,429
83,660
4,045

149,123
56,942
169,128

161,836
44,964
4,020
715,806
14,200

118,971

111,298
4,046

610
10,250

40,868
71,780

197,373
66,270

40,688

20,356

691,522
964
35,384

3,521
52,589
1,282
71,223
1,000
3,293

1,387
20,987
3,869

15,522

<http://sumut.bps.go.id>

Import

Nilai CIF
CIF Value
(US\$)
(7)

266
362
-
10,474
3,536
117,640
9,147
28,960
6,276
3,697
6,725
32,650
198
335,558
4,396
104,300
-
13,869
24,041
-
482,190
246,786
36,139
5,568
1,214,112
50,007
835,198
28,750
45,110
1,836,754
112,170
123
150,969
98,998
649,597
87,469
21,250
1,149,490
429,452
774,678
71,023
155,768

<http://sumut.bps.go.id>

Import

Nilai CIF
CIF Value
(US\$)
(7)

3,563,542

37,068

2,448

4,487

728,072

601,204

1,159,078

10

8,035

289,886

827

37,110

379,642

249,231

78,973

222,571

565,425

243,005

228,708

275,687

1,876,922

9,557

58,568

1,013,889

184,785

246,335

20,395

7,163

7,383

74,301

480,016

101,140

206,649

267,405

13,723

31,164

1,808,842

73,784

313,049

143,039

488,849

20,998

509,756

319,764

67,144

104,526

205,913

2,172

37,821

30,624

Import

Nilai CIF
CIF Value
(US\$)
(7)

5,429
19,403
159,032
6,300
13,022
36,280
34,253
431,615
538,643
89,286
513,243
4,965
10,622
206,763
295,769
3,632,591
68,724
118,404
261,599
19,189
100,267
143,276
250
10,807
5,514
16,807
3,215
9,583
7,041
17,500
950,116
15,131
20,912
2,526
5,609
61,811
5,866
2,188
9,001
3,592
12,747
349,211
45,394
536,694
22,829
1,634
12,271
154
22,419

<http://sumut.bps.go.id>

Import

Nilai CIF
CIF Value
(US\$)
(7)

76,057
129
90,832
79,196
18,359
5,977
125
1,801

10,408
115,405
6,671

140,046
2,283

3,554

66,809
865

3,366

38,117
24,951
55,532
22,008

3,449
15,179
1,129
2,920
356,339
3,810
84,187
-
1,361
28,154

6,478
530

40,057
-

22,818

4,873

71,739

5,737
427,233

47,099

45,107
10,165
7,729
68,692

2,692
1,167

3
309

<http://sumut.bps.go.id>

Import

Nilai CIF
CIF Value
(US\$)
(7)

190
-
754
156,033
769
76,484
29,389
38,342
3,581
77,045
24,033
1,899
6,086
2,981
839
13,743
-
20,112
5,714
2,010
1
399,688
1,905,106
15,762
2,866
87,556
43,611
-
-
3,799
111,283
-
16,046
11,251
-
2,550
97,668
11,640
2,519
10,529
686
9,767
121
1,787
789
8,118
2,316
471
225
493

<http://sumut.bps.go.id>

Import

Nilai CIF
CIF Value
(US\$)
(7)

3,242
1,975
9,334
15,738
130,461
30,907
46,086
99
3,804
31,453
106,763
155,122
7,922
10,167
40,717
108,472
58,211
142,901
1,858
10
110,206
51,141
29,110
795,927
24,763
64,161
11,927
7,453
343,784
45,398
-
11,541
24,876
20,780
625,392
34
23,339
21,130
418
128,698
298,950
836,926
2,649
532
759
10,306
390

<http://sumut.bps.go.id>

Import

Nilai CIF
CIF Value
(US\$)
(7)

5,068
7,458
5,335
58,401
60
-
1,972
-
5,501
1,886
-
11,740
2,989
1,548
12,695
127
184
27,996
54,922
1,358
3,386
553
37,984
35,706
163,433
46,525
338,685
11,794
4,001
11,422
3,607
252,026
1,840
4,151,696
7,565
1,906
825,049
1,179
31,473
4,752
9,413
376
38,576
37
37,167
4,667

<http://sumut.bps.go.id>

Import

Nilai CIF
CIF Value
(US\$)
(7)

432,976
108,000
1,130
9,308
394
9,601
2,790
12,625
-
151,153
5,904
122,741
173,183
9,604
3,352
39,000
201,300
913,906
9,558
7,953
-
6,600,624
12,708
4,779
8,408
124,164
9,616
3,315
1,019,097
4,926
4,779
-
5,423
18,562
350
8,009
49,524
99,840
29,727
6,572
11
19,608
2,093
-
537
8,441
14,167
4,059
45,164

<http://sumut.bps.go.id>

Import

Nilai CIF
CIF Value
(US\$)
(7)

129.760
102.521
227.032

1.855

165.509
569.359
69.300
29.565

1.704.619
33.288
236.327
438.485
478.051

171.869
77.485

92.695
144.735
127.615

51.662
203.505
13.975
-

15.602
184.250
17.848
18
333.186
24.379
29.063
7.554
1.150.000
115.174
-
4.227

86.381
-

59.709
-
-
8.510
27.581
5.111
4.064
1.370
2.338
651
329
107
1.095
2.321
1.224
-
545
-
5
-
4.089

<http://sumut.bps.go.id>

Import

Nilai CIF
CIF Value
(US\$)
(7)

16,839
1,421
253
4,583
14,293
29,639
565
1,100
48,126
2,917
3,360
3,020
55,323
-
116
39,448
22,416
4,486
3,874
517
40,000
31,878
56,302
8,199
6,386
26,358
38,829
25,164
487,313
50,575
226,924
12,619
26,496
280,606
3,942
131,565
4,385
10,827
11,949
34,337
1,471
119
61,153
1,088
4,674

<http://sumut.bps.go.id>

Import

Nilai CIF
CIF Value
(US\$)
(7)

609
1,673
11,211
1,125
28,514
994
451,716
650,052
58,773
3,738
-
7,705
47,068
-
7,592
3,160
52,246
1,201
12,104
3,097
1,461
569
150
15,659
9,360
523
502
100
216
48,730
-
3,015
-
2,086
7,402
-
85,434
211
495
-
11,182
15,379
21,071
83,826
5,808
180
27,320
4,381
1,192
62,953
-
519

<http://sumut.bps.go.id>

Import

Nilai CIF
CIF Value
(US\$)
(7)

286
5,460

-
11,287
-
-

91,974
347
60,121
110,548
1,653
300
-
-
-

6,658
10,150
385
451
98
10,812
9
293,676
27,099
28,672
8,109
10,707
2,117
94
4,417
-

196
2,015

189
935
480
45,351
2,004

3,982
3,923

26,230

24,822
5,275

3,151
544
6,351
21,639
349,542
54,962

2,999
23,033
41,782
34,380
3,245
1,708
894
4,944
678

<http://sumut.bps.go.id>

Import

Nilai CIF
CIF Value
(US\$)
(7)

14,922
-
-
71,037
-
-
23,573
115,788
43,182
3,098
137,045
13,974
84,891
1,792
-
9,493
-
5,913
-
1,906
411
217,225
26,265
17,381
13,262
1,180
14,682
5,559
1,085
58
13,395
12,104
3,889
5,129
1,670
1,746
34,440
355,242
30,585
552
46,977
3,457
7,791
4,289
347,601
863

<http://sumut.bps.go.id>

Import

Nilai CIF
CIF Value
(US\$)
(7)

26,746
-
-
246
9,498
-
-
39,581
-
-
-
679,810,981

<http://sumut.bps.go.id>

Tabel 22. Ekspor dan Impor Sumatera Utara menurut Komoditi SITC dan Negara, 2003
 Table 22. Export dan Import of Sumatera Utara by SITC Commodity and Country, 2003
 Tabel 22. Lanjutan
 Table 22. Continued

SITC	Komoditi/Commodity	Negara/Country	Ekspor/Export		Impor/
			Berat Bersih Net Weight (Kg)	Nilai FOB FOB Value (US\$)	Berat Bersih Net Weight (Kg)
(1)	(2)	(3)	(4)	(5)	(6)
001	Live Animals Other Than Fish				
	Japan		644	1,932	-
	Hongkong		277,718	279,315	-
	China		19,660	19,660	-
	Singapore		35,304	36,314	-
	Malaysia		46,115	44,530	11,361
	Vietnam		3,125	3,125	-
	Australia		-	-	538,085
	United Kingdom		923	1,384	-
	South Georgia And The South S		600	900	-
	Subtotal		384,089	387,160	549,446
011	Meat Of Bovine Animals Fresh, Chilled Or Frozen				
	Thailand		70,000	70,000	-
	Malaysia		-	-	2,372
	New Zealand		-	-	15,313
	Subtotal		70,000	70,000	17,685
012	Other Meat, other Edible Meat Offal, fresh, chilled Or Froze				
	Taiwan		12,939	6,922	-
	Singapore		174,467	812,146	-
	Malaysia		355,307	214,630	-
	Vietnam		-	-	9,708
	Batam		-	-	4,272
	New Zealand		-	-	48,610
	Netherlands		278,784	1,057,741	-
	France		141,426	506,805	-
	Belgium		436,176	1,634,363	-
	Subtotal		1,399,099	4,232,607	62,590
016	Meat And Edible Meat Offal, Salted, Dried; Edible Flour Of Me:				
	Hongkong		8,470	24,045	-
	Malaysia		10,431	10,526	-
	Subtotal		18,901	34,571	-
017	Meat And Edible Meat Offal, Prepared Or Preserved, N.e.s.				
	China		-	-	2,844
	Singapore		50,000	108,148	-
	Benin		500,000	187,500	-
	Greece		400,000	162,000	-
	Subtotal		950,000	457,648	2,844
022	Milk And Cream And Milk Products Other Than Butter Or Cheese				
	Hongkong		125	3,750	-
	China		-	-	5,109
	Thailand		600	207,000	9,945
	Singapore		245	7,350	106,640
	Malaysia		32,626	11,408	-
	Turkey		-	-	26,400
	New Zealand		-	-	47,250
	Germany		-	-	16,500
	Subtotal		33,596	229,508	211,844
023	Butter And Other Fats From Milk				
	Singapore		6,080	6,300	34,320
	Subtotal		6,080	6,300	34,320
025	Eggs, birds And Egg Yolks Fresh, dried Or Otherwise Preserved				
	Hongkong		21,120	8,971	-
	Singapore		524	524	-
	Malaysia		-	-	53,990
	Netherlands		-	-	2,000
	Subtotal		21,644	9,495	55,990
034	Fish, fresh, chilled Or Froze				
	Japan		352,504	491,218	-
	Hongkong		153,939	265,087	-
	Korea, south		99,783	82,425	-
	Taiwan		759,157	373,975	-
	China		5,873,009	1,609,626	-
	Thailand		863,769	852,592	5,200
	Singapore		351,182	521,455	-
	Philippines		25,000	6,250	-
	Malaysia		13,035,130	10,958,210	570,701

Tabel 22. Lanjutan
Table Continued

SITC	Komoditi/Commodity Negara/Country		Ekspor/Export		Import/
			Berat Bersih	Nilai FOB	Berat Bersih
			Net Weight (Kg)	FOB Value (US\$)	Net Weight (Kg)
(1)	(2)	(3)	(4)	(5)	(6)
		Pakistan	400	2,000	-
		Batam	-	-	24,685
		Australia	2,806	18,446	-
		United States	2,398,301	7,909,416	-
		Mexico	16,214	31,920	-
		Costa Rica	367	6,331	-
		United Kingdom	20,600	64,443	-
		Netherlands	28,543	107,359	-
		France	162,117	232,755	-
		Germany	44,608	207,505	-
		Belgium	56,220	172,118	-
		Switzerland	8,400	36,492	-
		Italy	59,624	70,728	-
		Greece	229	3,797	-
		South Georgia And The South S	543	835	-
		Subtotal	24,312,445	24,024,983	600,586
035		Fish,dried Salted Or In Brine;smoked Fish			
		Japan	177,185	530,578	-
		Hongkong	89,584	137,464	-
		China	37,064	70,518	-
		Thailand	11,820	5,842	78,267
		Singapore	251,534	690,428	-
		Philippines	6,360	45,508	-
		Malaysia	1,202,227	320,406	1,095
		Sri Lanka	59,130	38,891	-
		Australia	2,550	22,950	-
		Subtotal	1,837,454	1,862,585	79,362
036		Crustaceans Moluscs And Aquatic Invertebrates			
		Japan	9,010,517	71,605,920	1,486
		Hongkong	451,785	2,057,104	-
		Korea,south	120,712	237,989	-
		Taiwan	431,511	1,066,372	-
		China	1,867,833	1,052,736	-
		Thailand	185,880	1,434,117	-
		Singapore	392,374	2,061,072	-
		Malaysia	3,614,725	4,203,825	43,371
		Vietnam	40,680	357,031	-
		India	8,640	60,399	-
		Pakistan	210	1,050	-
		Batam	-	-	44,904
		Arab Emirates, Unitec	21,940	236,138	-
		Sao Tome & Principe	20,000	20,000	-
		Australia	24,002	194,656	-
		United States	1,784,006	17,792,495	-
		Mexico	40,357	79,331	-
		Brazil	21,054	93,974	-
		Peru	1,806	2,708	-
		Greenland	-	-	194,404
		United Kingdom	163,449	1,049,004	-
		Netherlands	402,542	3,094,445	-
		France	728,876	4,577,012	-
		Germany	82,099	555,142	-
		Belgium	1,805,102	10,114,506	-
		Denmark	60,000	368,982	-
		Ireland	23,310	192,026	-
		Italy	768,295	2,909,486	-
		Spain	29,238	299,190	-
		Malta	1,086	1,086	-
		South Georgia And The South S	210	1,050	-
		Subtotal	22,102,239	125,718,846	284,165
037		Fish,crustaceans,moluscs And Oth Aquatic Invert,prep Or Preserv			
		Hongkong	8,200	16,175	-
		China	-	-	8,768
		Thailand	-	-	97,357
		Batam	-	-	17,991
		United States	91,885	591,011	-
		Canada	68,400	97,475	-
		Subtotal	168,485	704,661	124,116
041		Wheat And Meslin,unmilled			

Tabel 22. Lanjutan
Table 22. Continued

SITC	Komoditi/Commodity		Ekspor/Export		Import/
			Berat Bersih Net Weight	Nilai FOB FOB Value	Berat Bersih Net Weight
	(1)	(2)	(3)	(4) (Kg)	(5) (US\$)
		Malaysia	2,992	395	-
		Subtotal	2,992	395	-
042	Rice	Thailand	-	-	19,860,497
		Malaysia	1,966	1,263	266,654
		Vietnam	-	-	13,584,004
		India	-	-	8,149,635
		Pakistan	-	-	340,000
		Finland	-	-	30,000
		Subtotal	1,966	1,263	42,230,790
044	Maize,unmilled	Japan	84,000	12,930	-
		China	-	-	121,711,703
		Thailand	-	-	25,359,358
		Singapore	58,375	15,750	-
		Philippines	356,099	116,591	-
		Malaysia	788,000	91,075	-
		Myanmar (burma)	-	-	1,869,154
		South Africa	-	-	24,990
		United States	-	-	512,326
		Subtotal	1,286,474	236,346	149,477,531
045	Cereals,unmilled	Vietnam	-	-	209,130
		Subtotal	-	-	209,130
046	Meal And Flour Of Wheat And Flour Of Meslin	Japan	-	-	711,000
		China	-	-	7,821,000
		Singapore	-	-	240,750
		Philippines	-	-	420,000
		Malaysia	-	-	4,666,163
		Maldives	-	-	270,000
		India	-	-	4,578,963
		Turkey	-	-	4,400,000
		Arab Emirates, Unitec	-	-	5,168,500
		Australia	-	-	5,253,730
		United States	-	-	20,000
		Belgium	-	-	4,204,240
		Subtotal	-	-	37,754,346
047	Other Cereal Meals And Flours	Japan	-	-	1,557,665
		Thailand	-	-	141,020
		Singapore	-	-	98,800
		Malaysia	-	-	51,000
		Vietnam	-	-	480,000
		United States	-	-	40,000
		Subtotal	-	-	2,368,485
048	Cereal Preparations And Preparations Of Flours/starch Of Fr	Japan	67,699	40,540	-
		Hongkong	19,946	51,178	-
		Korea,south	-	-	9,689
		China	-	-	52,945
		Papua New Guinea	2,214	7,383	-
		Thailand	-	-	461,047
		Singapore	17,000	7,675	45,760
		Malaysia	296,927	180,748	941,386
		India	17,500	7,000	-
		Arabia, Saud	5,208	6,385	-
		Oman	6,195	5,492	-
		Turkey	-	-	30,877
		Arab Emirates, Unitec	11,370	12,576	-
		Nigeria	38,455	21,119	-
		South Africa	143,610	105,832	-
		Mauritius	26,475	28,030	-
		New Zealand	5,839	9,804	-
		Fiji	22,554	30,056	-
		Germany	-	-	9,400
		Austria	-	-	24,000
		Bulgaria	6,192	3,506	-
		Subtotal	687,184	517,324	1,575,104

Tabel 22. Lanjutan
Table 22. Continued

SITC	Komoditi/Commodity		Ekspor/Export		Import/
			Berat Bersih	Nilai FOB	Berat Bersih
	(1)	(2)	Negara/Country	(KRp)	(US\$)
(1)	(2)	(3)	(4)	(5)	(6)
054	Vegetables,fresh Chilled,frozen Or Simply Preserve				
		Japan	2,646,250	1,588,563	-
		Hongkong	531	589	-
		Taiwan	302,018	61,832	42,000
		China	-	-	7,905,726
		Mongolia	96,745	24,444	-
		Thailand	71,525	13,578	2,383,450
		Singapore	21,349,982	3,795,024	-
		Philippines	-	-	54,600
		Malaysia	46,375,963	12,903,529	483,441
		Myanmar (burma)	-	-	531,078
		Vietnam	-	-	299,200
		India	-	-	7,889
		Togo	-	-	10,800
		Cameroon	-	-	81,900
		Australia	-	-	40,498
		New Zealand	-	-	86,398
		United States	21,280	20,900	54,000
		Mexico	5,985	1,745	-
		United Kingdom	-	-	106,000
		Netherlands	11,841	79,252	-
		Italy	1,162	1,089	-
		South Georgia And The South S	179,815	27,675	-
		Subtotal	71,063,097	18,518,220	12,086,980
056	Vegetables,roots And Tubers,prepared Or Preserved N.e.s				
		Japan	335,540	168,727	31,000
		Taiwan	3,715,120	1,080,570	-
		China	-	-	3,086,304
		Thailand	-	-	66,840
		Singapore	5,981	953	-
		Malaysia	317,930	160,374	2,170
		Nepal	15,120	12,852	-
		Australia	-	-	53,995
		United States	412,502	444,907	417,278
		Canada	-	-	107,331
		Netherlands	-	-	19,668
		France	-	-	36,656
		Subtotal	4,802,193	1,868,383	3,821,242
057	Fruit And Nut,fresh Or Dried				
		Japan	1,000	3,400	-
		Hongkong	465,467	254,632	-
		Korea,south	149,801	27,279	-
		Taiwan	37,031	24,176	4,297
		China	683,382	147,471	6,184,523
		Mongolia	99	34	-
		Macau	78,000	48,360	-
		Thailand	548,378	150,200	526,156
		Singapore	1,094,919	765,145	35,470
		Malaysia	4,838,239	1,904,776	82,534
		Myanmar (burma)	-	-	65,850
		Cambodia	36,000	10,050	-
		Brunei Darussalan	140,740	31,072	-
		Nepal	5,022,712	1,513,236	-
		Vietnam	-	-	5,029
		Maldives	15,193	2,127	-
		India	19,424,105	4,622,170	26
		Pakistan	11,990,616	3,507,646	6,000
		Bangladesh	6,924,150	1,702,370	-
		Afghanistan	9,950,012	3,857,125	-
		Iran	15,968,617	5,854,757	224,299
		Arabia, Saudi	61,003	25,176	24,000
		Turkey	562,500	126,280	19,400
		Arab Emirates, Unitec	4,510,085	2,165,932	48,000
		Bahrain	23,500	19,000	-
		Cyprus	-	-	275
		West Asia, Other	-	-	283
		Egypt	94,000	64,125	84,351
		Morocco	412,750	229,765	-
		Algeria	132,000	79,200	-

Tabel 22. Lanjutan
Table 22. Continued

SITC		Komoditi/Commodity	Ekspor/Export		Import/
			Berat Bersih Net Weight (Kg)	Nilai FOB FOB Value (US\$)	Berat Bersih Net Weight (Kg)
(1)	(2)	Negara/Country (3)	(4)	(5)	(6)
		Namibia	34,000	5,808	-
		Nigeria	82,500	7,425	-
		Niger	68	19,460	-
		South Africa	49,757	26,965	115,087
		Mauritius	47,150	31,268	-
		Australia	3,916	7,478	820,008
		New Zealand	-	-	115,979
		Tokelau	90,000	16,300	-
		United States	12,500	8,125	2,085,415
		Mexico	8,000	2,800	-
		Curacac	11,475	9,387	-
		Chile	275,250	137,839	55,093
		Argentina	82,420	52,544	6,027
		Brazil	350,000	216,500	-
		Bolivia	24,000	14,880	-
		Uruguay	108,750	62,780	-
		Peru	-	-	1,022
		Antigua And Barbud	748,758	354,540	-
		United Kingdom	2,970	13,504	-
		Netherlands	86,784	35,834	-
		France	25,000	16,250	102,916
		Germany	266,600	146,240	-
		Austria	54,000	26,160	-
		Belgium	11,475	9,043	-
		Switzerland	11,400	9,690	-
		Ireland	17,000	2,900	-
		Italy	255,686	143,853	4,490
		Spain	36,500	21,900	25,703
		Hungary	72,900	47,385	-
		Poland	50,000	30,000	-
		Romania	23,220	14,396	-
		Bulgaria	25,000	18,687	-
		Albania	70,475	49,485	-
		Ukraine	42,500	18,100	-
		South Georgia And The South S	2,831	563	-
		Subtotal	86,147,184	28,713,593	10,642,233
058	Fruit,preserved And Fruit Preparation				
		Taiwan	434,894	184,070	-
		China	-	-	6,376
		Thailand	-	-	279,298
		Singapore	41,369	28,864	11,026
		Malaysia	331,785	88,666	-
		India	116,048	47,850	24
		Iran	543,750	170,928	-
		Arab Emirates, Unitec	142,200	42,660	-
		South Africa	-	-	2,557
		Australia	-	-	75
		United States	259,801	115,812	17,340
		Chile	11,070	6,863	-
		United Kingdom	18,210	8,900	-
		Netherlands	150,378	10,304	-
		Denmark	218,520	111,700	-
		Sweden	67,449	30,341	-
		Subtotal	2,335,474	846,958	316,696
059	Fruit Juices And Vegetable Juice				
		Taiwan	1,139,281	711,696	-
		China	35,064	25,170	76,347
		Singapore	37,277	48,585	27,407
		Malaysia	27,992	19,972	-
		Iran	19	23	-
		South Africa	-	-	31,659
		United Kingdom	-	-	6,311
		Netherlands	149,760	171,021	-
		Spain	168,480	159,641	-
		Russian Federatior	37,440	40,716	-
		Subtotal	1,595,313	1,176,824	141,724
061	Sugar,molasses And Honey				
		Korea,south	12,214,147	629,201	710,400
		Thailand	-	-	1,936,500

Tabel 22. Lanjutan
Table 22. Continued

Komoditi/Commodity		Ekspor/Export		Import/
SITC	Negara/Country	Berat Bersih Net Weight (Kg)	Nilai FOB FOB Value (US\$)	Berat Bersih Net Weight (Kg)
(1)	(2)	(4)	(5)	(6)
	Singapore	-	-	20,000
	Malaysia	68,625	7,583	308,350
	India	-	-	1,000,000
	Arab Emirates, Unitec	-	-	144,000
	Australia	-	-	451,500
	United Kingdom	-	-	3,316,500
	Netherlands	-	-	374,000
	Subtotal	12,282,772	636,784	8,261,250
062	Sugar			
	Confectionery			
	Hongkong	163,546	191,037	-
	Korea,south	510,237	1,667,429	-
	Taiwan	152,702	307,787	-
	China	14,704	17,430	135,285
	Papua New Guinea	739	2,466	-
	Thailand	43,347	174,538	-
	Singapore	45,598	60,545	7,000
	Philippines	3,661	99,867	-
	Malaysia	565,493	539,105	8,964
	Vietnam	507,912	894,819	-
	Batam	-	-	7,131
	Arabia, Saud	201,902	324,783	-
	Kuwait	16,906	26,723	-
	Jordan	18,895	32,590	-
	Lebanon	18,804	32,506	-
	Yemen	13,069	16,144	-
	Oman	19,554	31,711	-
	Arab Emirates, Unitec	11,373	15,546	-
	Qatar	14,097	23,168	-
	Bahrain	22,172	36,508	-
	Egypt	33,062	51,259	-
	Ghana	24,307	36,778	-
	Mauritania	70,276	76,875	-
	Niger	66,000	26,589	-
	Mauritius	19,996	8,975	-
	Australia	161,836	190,297	57,240
	New Zealand	18,177	21,658	-
	Fiji	31,305	48,266	-
	Samoa	2,328	2,740	-
	Colombia	23,933	42,896	-
	Czech Republic	11,918	27,543	-
	Russian Federatior	503,975	802,700	-
	Subtotal	3,311,824	5,831,278	215,620
071	Coffee And Coffee Substitutes			
	Japan	9,584,540	15,565,845	-
	Hongkong	80,982	168,792	-
	Korea,south	60,734	160,302	-
	Taiwan	1,275,795	2,262,683	-
	China	103,200	190,898	-
	Thailand	6,000	23,080	-
	Singapore	1,873,367	2,456,039	-
	Philippines	18,000	10,800	-
	Malaysia	2,236,407	5,913,583	989
	Brunei Darussalan	12,071	72,311	-
	Vietnam	5,285	8,951	108,000
	India	714,600	335,391	-
	Batam	-	-	17,100
	Iran	73,000	135,000	-
	Arab Emirates, Unitec	14,724	106,652	-
	Egypt	431,999	379,174	-
	Morocco	250,978	169,072	-
	Niger	17,100	30,780	-
	South Africa	18,000	34,200	-
	Australia	394,500	771,811	-
	New Zealand	271,499	542,926	-
	United States	16,501,786	31,652,910	-
	Canada	1,103,072	1,765,570	-
	Brazil	-	-	16,200
	United Kingdom	709,745	1,393,767	17,935
	Netherlands	531,820	990,115	-

Tabel 22. Lanjutan
Table 22. Continued

Komoditi/Commodity			Ekspor/Export		Impor/
SITC		Negara/Country	Berat Bersih Net Weight (Kg) (4)	Nilai FOB FOB Value (US\$) (5)	Berat Bersih Net Weight (Kg) (6)
(1)	(2)	(3)			
		France	144,000	82,620	-
		Germany	3,182,056	5,589,689	-
		Belgium	343,970	499,287	-
		Switzerland	267,000	439,280	-
		Denmark	123,299	142,624	-
		Norway	15,000	27,990	-
		Sweden	39,000	62,094	-
		Ireland	126,000	235,170	-
		Italy	200,000	193,520	-
		Spain	114,000	126,836	-
		Portugal	377,099	356,545	-
		Greece	18,000	10,620	-
		Poland	113,200	78,803	-
		Bulgaria	18,000	8,280	-
		Kyrgyzstar	16,500	29,865	-
		Malta	17,000	12,750	-
		Russian Federatior	36,000	28,800	-
		Subtotal	41,439,328	73,065,425	160,224
072	Cocoa				
		China	362,000	78,719	-
		Thailand	1,067,000	1,986,676	-
		Singapore	9,557,776	16,276,583	-
		Philippines	561,000	877,459	-
		Malaysia	14,788,404	18,259,905	-
		India	-	-	98
		Iran	135,000	195,750	-
			25,000	54,145	-
		United States	660,347	1,804,551	-
		United Kingdom	100,000	175,480	-
		Netherlands	420,000	1,223,069	-
		France	2,544,540	2,009,079	-
		Germany	50,000	75,100	-
		Belgium	25,000	37,550	-
		Spain	540,000	1,081,309	-
		Portugal	2,250	2,050	-
		Hungary	30,000	52,593	-
		Estonia	120,000	204,000	-
		Russian Federatior	45,000	76,500	-
		Subtotal	31,033,317	44,470,518	98
073	Chocolate And Other Food Preparations Containing Cocoa N.e.s				
		Korea,south	10,932	324,735	-
		Taiwan	206,489	431,316	-
		China	-	-	215,869
		Singapore	15	64	-
		Malaysia	3,703	10,421	6,625
		Maldives	3,447	11,946	-
		Algeria	6,985	15,123	-
		Tanzania	12,848	28,038	-
		Ghana	7,431	14,009	-
		South Africa	46,133	102,160	-
		Mauritius	8,611	17,877	-
		Australia	-	-	167,435
		United Kingdom	8,715	17,245	-
		Russian Federatior	17,795	30,253	-
		Subtotal	333,104	1,003,187	389,929
074	Tea And Mate				
		Japan	51,000	81,410	-
		Hongkong	346	1,188	-
		Taiwan	118,743	100,897	-
		China	-	-	342,000
		Thailand	7,000	5,094	-
		Singapore	441,796	1,161,056	-
		Malaysia	3,469,053	2,317,956	3,750
		India	855,060	666,159	-
		Pakistan	981,713	967,681	-
		Afghanistar	932,110	1,205,842	-
		Iran	76,280	80,931	-
		Arabia, Saud	32,000	35,360	-
		Jordan	37,260	35,941	-

Tabel 22. Lanjutan
Table Continued

SITC		Komoditi/Commodity	Negara/Country	Ekspor/Export		Import/
				Berat Bersih Net Weight (Kg) (4)	Nilai FOB FOB Value (US\$) (5)	Berat Bersih Net Weight (Kg) (6)
(1)	(2)	(3)				
		Arab Emirates, Unitec		36,000	36,360	-
		Australia		126,540	115,778	-
		New Zealand		67,200	65,278	-
		Samoa		3,280	2,871	-
		United States		1,162,680	1,041,294	-
		Canada		88,720	72,474	-
		Mexico		11,400	5,130	-
		United Kingdom		1,264,500	1,144,434	-
		Netherlands		1,209,120	1,054,096	-
		Germany		2,097,008	1,716,093	-
		Switzerland		148,400	140,512	-
		Hungary		21,360	17,702	-
		Poland		118,760	92,459	-
		Romania		63,000	35,160	-
		Ukraine		473,080	441,734	-
		Russian Federatior		1,812,430	1,633,985	-
		Subtotal		15,705,839	14,274,875	345,750
075	Spices					
		Japan		132,430	131,631	-
		Hongkong		129,236	180,778	-
		Korea,south		217,164	181,110	-
		Taiwan		15,763	10,642	-
		China		61,500	41,010	558,712
		Mongolia		1,140	120	-
		Thailand		819,491	440,346	33,560
		Singapore		1,616,312	685,203	-
		Malaysia		2,757,852	1,175,771	28,624
		Myanmar (burma)		-	-	20,000
		Nepal		44,521	26,476	-
		Vietnam		10,000	23,130	7,000
		India		701,615	489,059	34,057
		Pakistan		49,670	84,556	-
		Bangladesh		147,347	66,816	-
		Batam		-	-	23,075
		Iran		-	-	19,000
		Arabia, Saud		10,006	5,467	-
		Jordan		44,000	17,292	-
		Lebanon		20,000	14,000	-
		Turkey		223,968	100,122	-
		Arab Emirates, Unitec		118,750	102,571	-
		Egypt		20,791	11,580	24,250
		Libya		18,000	12,551	-
		Morocco		89,000	40,140	-
		Tunisia		73,509	49,081	-
		Algeria		605,213	324,754	-
		Burkina Fasc		65,000	22,250	-
		Niger		18,072	10,454	-
		South Africa		59,999	33,790	-
		Australia		45,697	77,363	-
		New Zealand		26,232	15,410	-
		United States		3,058,145	2,213,227	-
		Canada		286,228	124,413	-
		Mexico		78,999	25,706	-
		Venezuela		126,000	67,735	-
		Brazil		1,176,546	567,316	-
		Uruguay		7,000	6,350	-
		Peru		15,000	7,500	-
		Dominican Republic		655,699	247,168	-
		El Salvador		12,000	7,500	-
		Antigua And Barbud		17,000	11,410	-
		United Kingdom		116,197	59,782	-
		Netherlands		1,764,814	988,018	-
		France		282,098	158,004	-
		Germany		921,253	587,181	-
		Belgium		113,092	61,790	-
		Denmark		92,020	45,967	-
		Sweden		107,997	55,089	-
		Italy		115,600	63,644	-
		Spain		150,014	74,227	-

Tabel 22. Lanjutan
Table 22. Continued

Komoditi/Commodity		Ekspor/Export		Import/
SITC	Negara/Country	Berat Bersih Net Weight (Kg)	Nilai FOB FOB Value (US\$)	Berat Bersih Net Weight (Kg)
(1)	(2)	(4)	(5)	(6)
	Portugal	181,857	118,014	-
	Greece	180,602	106,539	-
	Poland	87,998	36,420	-
	Romania	17,000	9,605	-
	Bulgaria	-	-	426,422
	Yugoslavia, Former	11,990	31,773	-
	Albania	17,010	10,804	-
	South Georgia And The South S	11,955	41,903	-
	Russian Federatior	34,800	26,114	-
	Subtotal	17,781,192	10,126,672	1,174,700
081	Feeding Stuff For Animals			
	Japan	2,279,541	223,905	285,594
	Korea,south	86,843,500	4,099,470	1,167,862
	Taiwan	2,741,250	126,881	1,627,204
	China	-	-	10,162,862
	Thailand	-	-	17,474
	Singapore	7,052,000	387,000	5,393,766
	Malaysia	548,560	311,496	4,611,880
	Myanmar (burma)	-	-	2,267,750
	Vietnam	-	-	84,000
	India	11,718,724	2,153,674	62,036,476
	Pakistan	63,270	5,061	15,000
	Sri Lanka	100,000	71,775	-
	Batam	-	-	161,081
	Turkey	-	-	17,000
	Arab Emirates, Unitec	-	-	322,500
	South Africa	-	-	103,150
	Australia	-	-	6,472,470
	New Zealand	-	-	10,018,674
	United States	4,500,000	210,500	47,804,635
	Canada	-	-	2,598,465
	Chile	-	-	1,813,462
	Argentina	-	-	53,854,100
	Brazil	-	-	6,813,254
	Ecuador	-	-	106,316
	Peru	-	-	4,688,780
	United Kingdom	38,023	760	-
	Netherlands	370,966,038	20,797,468	272,560
	France	10,537,000	603,850	130,000
	Germany	12,985,001	565,712	59,000
	Belgium	-	-	280,600
	Denmark	-	-	130,000
	Norway	-	-	12,000
	Spain	9,000,000	360,000	5,000
	Poland	40,000	19,800	-
	Croatia	-	-	306,134
	Subtotal	519,412,907	29,937,352	223,639,045
091	Margarine And Shortening			
	Hongkong	7,502,944	2,959,746	-
	China	2,105,520	893,447	-
	Singapore	2,473,000	776,444	76,729
	Philippines	42,000	19,110	-
	Malaysia	-	-	512,266
	Myanmar (burma)	180,000	84,000	-
	Vietnam	560,000	255,500	-
	India	2,200,000	626,625	-
	Pakistan	250,000	62,500	-
	Sri Lanka	41,400	19,348	-
	Arabia, Saud	80,000	35,600	-
	Kuwait	35,000	15,750	-
	Jordan	60,000	28,000	-
	Oman	20,000	11,000	-
	Syria	120,000	60,600	-
	Turkey	989,000	534,030	-
	Arab Emirates, Unitec	60,000	27,900	-
	Egypt	1,460,000	561,650	-
	Algeria	1,204,000	593,800	-
	Ethiopia	126,000	38,430	-
	Tanzania	100,000	45,500	-

Tabel 22. Lanjutan
Table Continued

Komoditi/Commodity		Ekspor/Export		Import/
SITC	Negara/Country	Berat Bersih Net Weight (Kg)	Nilai FOB FOB Value (US\$)	Berat Bersih Net Weight (Kg)
(1)	(2)	(4)	(5)	(6)
	Ghana	956,646	423,027	-
	South Africa	1,935,803	918,271	-
	New Zealand	162,000	80,010	-
	Germany	-	-	100
	Spain	10,700,289	3,261,541	-
	Portugal	350,000	129,500	-
	Greece	20,000	8,900	-
	Romania	8,773,867	4,159,855	-
	Bulgaria	40,000	18,100	-
	Kazakhstan	15,000	7,050	-
	Kyrgyzstar	340,000	165,300	-
	Ukraine	760,500	365,136	-
	Uzbekistan	320,000	157,400	-
	Russian Federatior	3,172,951	1,567,732	-
	Subtotal	47,155,920	18,910,802	589,095
098	Edible Product And Preparations			
	Japan	-	-	90
	Hongkong	15,654	287,491	-
	Korea,south	7,099	2,494	3,217,484
	Taiwan	11,150	2,676	-
	China	45,989	25,921	48,260
	Thailand	84	28,980	18,361
	Singapore	4,908	124,312	38,000
	Philippines	-	-	3,720
	Malaysia	518,831	258,711	491,271
	Brunei Darussalan	62	407	-
	India	-	-	200
	Jordan	3,789	2,430	-
	Qatar	36,000	10,823	-
	United States	-	-	19,398
	Canada	17	25,500	-
	Brazil	-	-	230,400
	Netherlands	27,520	82,196	719,000
	France	-	-	138,900
	Germany	500	2,545	5,250
	Subtotal	671,603	854,486	4,930,334
111	Non-alcoholic Beverages,n.e.s			
	Hongkong	257	34	-
	China	-	-	163,996
	Thailand	-	-	6,180,851
	Singapore	6,000	748	5,030
	Malaysia	232	210	41,426
	Subtotal	6,489	992	6,391,303
112	Alcoholic Beverages			
	Japan	13,383	16,498	-
	Subtotal	13,383	16,498	-
121	Tobacco,unmanufactured;tobacco Refuse			
	China	-	-	2,880
	Malaysia	1,903,698	421,384	-
	Cambodia	357	1,345	-
	Sri Lanka	5,417	54,179	-
	Zimbabwe	-	-	9,600
	United States	162,000	234,900	-
	Brazil	-	-	57,600
	Germany	97,375	1,892,573	-
	Greece	-	-	118,700
	Subtotal	2,168,847	2,604,381	188,780
122	Tobacco,manufactured			
	Thailand	1,244,259	3,934,700	-
	Singapore	52,813	307,704	-
	Malaysia	50,120	242,933	2,700
	Cambodia	9,748,258	32,338,804	-
	Vietnam	1,472	5,275	-
	Jordan	504,564	907,486	-
	Lebanon	76,509	252,000	-
	Turkey	184,858	608,160	-
	Arab Emirates, Unitec	208,804	687,852	-
	Subtotal	12,071,657	39,284,914	2,700
211	Hides And Skins,raw			

Tabel 22. Lanjutan
Table 22. Continued

SITC	Komoditi/Commodity		Ekspor/Export		Import/
			Berat Bersih	Nilai FOB	Berat Bersih
	(1)	(2)	Negara/Country	(4)	(5)
			(Kg)	(US\$)	(Kg)
		China	-	-	198
		Thailand	59,750	42,050	-
		Vietnam	-	-	634
		United Kingdom	7,336	15,396	-
		Subtotal	67,086	57,446	832
222		Oil Seeds Use For Extraction Of Soft Fixed Vegetable Oil			
		China	12,500	4,166	2,736,160
		Thailand	-	-	308,389
		Malaysia	88,070	23,335	1,780,331
		Myanmar (burma)	-	-	180,000
		Vietnam	-	-	185,650
		India	-	-	1,454,292
		United States	-	-	37,000,000
		Canada	-	-	124,199
		Subtotal	100,570	27,501	43,769,021
223		Oil Seeds Use For Extraction Of Other Fixed Vegetable Oils			
		Japan	10,000	19,400	-
		China	-	-	24,000
		Singapore	347,935	139,353	-
		Malaysia	1,017,667	608,950	-
		India	54,390	5,439	-
		Pakistan	137,600	62,355	-
		Uganda	250	12,934	-
		New Zealand	1,067	930	-
		Netherlands	6,575,662	527,268	-
		Subtotal	8,144,571	1,376,629	24,000
231		Natural Rubber Latex;natural Rubber And Similar Natural Gums			
		Japan	77,855,049	68,738,504	177,240
		Hongkong	182,280	182,350	-
		Korea,south	30,892,147	26,822,792	-
		Taiwan	4,374,880	4,081,314	3,161
		China	37,467,615	32,293,386	-
		Thailand	-	-	159,037
		Singapore	2,942,221	2,741,981	-
		Philippines	443,520	423,960	-
		Malaysia	699,395	636,329	1,514,737
		Vietnam	235,412	118,300	2,358,987
		India	806,400	715,361	4,293,000
		Pakistan	209,946	157,409	-
		Sri Lanka	105,000	84,000	-
		Batam	-	-	181,440
		Iran	302,400	268,850	-
		Turkey	8,179,519	7,183,298	-
		Arab Emirates, Unitec	40,320	39,553	-
		Egypt	20,160	21,369	-
		Algeria	107,100	91,075	-
		Tanzania	20,160	17,995	-
		Kenya	729,425	775,018	-
		Togo	60,480	54,561	-
		Sierra Leone	1,223,720	1,130,326	-
		Gabon	60,480	60,480	-
		Ivory Coast	250,000	147,500	-
		Burkina Fasc	80,640	76,889	-
		Niger	60,480	49,291	-
		South Africa	13,066,266	11,123,406	-
		Australia	7,738,663	6,953,677	-
		New Zealand	1,794,240	1,659,812	-
		United States	129,164,918	120,749,303	-
		Canada	18,374,034	16,650,711	-
		Mexico	6,682,260	5,641,729	-
		Chile	7,904,571	6,583,290	-
		Venezuela	4,518,280	3,988,302	-
		Argentina	4,860,840	4,539,676	100,140
		Brazil	26,814,242	24,737,701	-
		Colombia	6,888,463	6,151,221	-
		Peru	3,648,959	3,378,027	-
		Puerto Rico	303,093	255,556	-
		El Salvador	40,320	31,046	-
		Costa Rica	100,800	83,662	-

Tabel 22. Lanjutan
Table 22. Continued

Komoditi/Commodity		Ekspor/Export		Impor/
SITC	Negara/Country	Berat Bersih Net Weight (Kg)	Nilai FOB FOB Value (US\$)	Berat Bersih Net Weight (Kg)
(1)	(2)	(4)	(5)	(6)
	Falkland Islands	20,160	18,547	-
	French Polynesia	100,800	88,200	-
	Turks And Caicos Island	80,640	81,599	-
	United Kingdom	12,292,236	10,490,626	-
	Netherlands	2,985,955	2,648,414	-
	France	11,545,153	11,085,810	-
	Germany	5,836,594	5,148,009	-
	Belgium	33,296,423	28,541,312	-
	Switzerland	584,640	491,259	-
	Luxembourg	9,031,567	8,881,201	-
	Denmark	151,909	50,301	-
	Finland	40,320	44,654	-
	Italy	9,234,087	8,497,853	-
	Spain	7,618,958	6,669,775	-
	Portugal	100,320	74,101	-
	Greece	2,943,360	2,540,231	-
	Czech Republic	80,640	82,220	-
	Hungary	120,960	101,556	-
	Poland	17,613,760	15,237,342	-
	Romania	2,722,400	2,479,264	-
	Bulgaria	141,120	136,200	-
	Yugoslavia, Former	201,600	181,661	-
	Ukraine	109,836	105,717	-
	Latvia	100,800	98,390	-
	Slovenia	7,983,665	7,207,967	-
	Czech Republic	2,302,346	1,510,741	-
	Russian Federation	320,472	301,010	-
	Subtotal	526,809,419	472,232,970	8,787,742
232	Synthetic Rubber Latex;synthetic Rubber And Reclaimed Rubber			
	Japan	310,500	245,431	134,671
	Korea,south	235,200	212,620	495,900
	Taiwan	-	-	60,000
	China	-	-	147,157
	Thailand	-	-	991,200
	Singapore	-	-	4,920
	Malaysia	104,265	26,841	302,522
	Australia	-	-	58
	United States	18,118	158,733	764,624
	Mexico	121,248	122,000	-
	Chile	120,960	130,559	-
	Brazil	100,800	97,500	-
	United Kingdom	-	-	16,800
	Netherlands	-	-	525
	France	64,260	62,467	44,695
	Germany	-	-	30,274
	Belgium	-	-	157,080
	Italy	-	-	5,004
	Spain	100,800	94,167	-
	Russian Federation	-	-	345,600
	Subtotal	1,176,151	1,150,318	3,501,030
244	Cork,natural,raw And Waste			
	Singapore	40,320	42,739	-
	Subtotal	40,320	42,739	-
245	Fuel Wood And Wood Charcoal			
	Japan	11,859,453	2,643,735	-
	Hongkong	344,032	84,175	-
	Korea,south	2,799,406	325,232	-
	Taiwan	4,143,619	633,476	-
	China	67,202	36,074	-
	Singapore	14,576	6,025	-
	Malaysia	1,171,210	211,346	-
	Arabia, Saudi	955,722	130,098	-
	Kuwait	355,564	55,259	-
	Arab Emirates, Unitec	968,361	90,823	-
	Bahrain	362,768	48,736	-
	Kenya	34,000	3,300	-
	Niger	12,520	1,000	-
	St. Helena	24,000	3,427	-
	Mauritius	14,112	3,076	-

Tabel 22. Lanjutan
Table 22. Continued

Komoditi/Commodity		Ekspor/Export		Impor/
SITC	Negara/Country	Berat Bersih Net Weight (Kg)	Nilai FOB FOB Value (US\$)	Berat Bersih Net Weight (Kg)
(1)	(2)	(4)	(5)	(6)
	Australia	47,996	8,468	-
	New Zealand	518,002	30,648	-
	French Polynesia	8,110	1,824	-
	United Kingdom	554,548	97,122	-
	Netherlands	20,000	20,685	-
	Belgium	9,223	5,616	-
	Denmark	22,385	3,115	-
	Italy	998,838	92,998	-
	Subtotal	25,305,647	4,536,258	-
246	Wood In Chips Or Particles And Waste			
	Japan	242,566	197,802	-
	Taiwan	225,150	32,550	-
	Singapore	52,749	8,118	-
	Philippines	493,000	129,630	-
	Malaysia	16,000	6,055	-
	Pakistan	17,000	6,845	-
	Sri Lanka	112,000	22,036	-
	Germany	322	134	-
	Belgium	201,600	149,184	-
	Italy	23,750	2,375	-
	Subtotal	1,384,137	554,729	-
247	Wood In The Rough Or Roughly Squared			
	Japan	30,409	14,992	-
	Taiwan	158,762	28,404	-
	China	134,444	38,798	-
	Malaysia	17,012	6,731	-
	Australia	9,800	10,279	-
	Germany	-	-	239,660
	Subtotal	350,427	99,204	239,660
248	Wood, simply Worked And Railway Sleeper Of Wood			
	Japan	8,668,315	6,539,022	-
	Hongkong	10,155,176	3,415,156	-
	Korea, south	4,406,158	2,631,667	-
	Taiwan	1,927,033	679,417	-
	China	22,128,710	7,016,707	54,253
	Thailand	183,693	61,035	-
	Singapore	2,012,750	825,359	20,000
	Malaysia	2,133,155	738,937	139,807
	Vietnam	782,534	225,786	-
	Pakistan	38,476	32,285	-
	Sri Lanka	109,270	66,651	-
	Batam	-	-	4,768
	Ghana	-	-	18,830
	Nigeria	-	-	20,000
	U.s. Virgin Islands	25,000	9,339	-
	South Africa	1,146,932	1,041,780	-
	Mauritius	11,400	10,640	-
	Australia	1,099,410	508,625	765,889
	New Zealand	19,723	3,930	-
	New Caledonia	142,611	34,482	-
	United States	1,479,191	1,002,052	2,016,622
	Canada	110,692	92,432	37,195
	Curacao	25,000	16,506	-
	Brazil	-	-	318,772
	Colombia	-	-	27,560
	Peru	-	-	16,785
	French Guiana	18,899	34,263	-
	United Kingdom	121,597	174,608	-
	Netherlands	1,399,927	1,123,256	24,000
	France	65,103	52,378	-
	Germany	1,306,938	654,883	119,400
	Belgium	1,453,828	673,069	-
	Switzerland	144,690	72,301	-
	Denmark	42,653	33,852	23,750
	Italy	1,033,579	791,350	-
	Greece	93,910	95,151	-
	Hungary	-	-	1,110,654
	Poland	34,108	37,085	215,000
	Romania	-	-	277,429

Tabel 22. Lanjutan
Table 22. Continued

Komoditi/Commodity		Ekspor/Export		Import/
SITC	Negara/Country	Berat Bersih Net Weight (Kg)	Nilai FOB FOB Value (US\$)	Berat Bersih Net Weight (Kg)
(1)	(2)	(4)	(5)	(6)
	Bulgaria	-	-	49,500
	Latvia	-	-	234,720
	Croatia	66,906	21,996	-
	Slovakia	-	-	24,000
	Slovenia	-	-	476,000
	Russian Federati	20,456	9,650	23,950
	Subtotal	62,407,823	28,725,650	6,018,884
251	Pulp And Waste Paper			
	Japan	10,157,919	3,628,231	-
	Korea,south	7,736,600	2,419,544	-
	Taiwan	7,214,000	2,403,973	-
	China	39,785,966	14,430,415	-
	Singapore	498,422	539,016	-
	Philippines	493,000	200,205	-
	Malaysia	56,662	22,824	-
	Vietnam	13,210,225	4,388,992	-
	India	10,248,013	3,563,525	-
	Bangladesh	2,101,345	795,308	-
	Arabia, Saud	4,999,260	1,122,642	-
	Kuwait	94,435	36,784	-
	Jordan	578,738	224,574	-
	Syria	999,979	388,589	-
	Turkey	95,823	31,083	-
	Arab Emirates, Unitec	799,546	318,164	-
	Nigeria	192,778	69,486	-
	South Africa	-	-	750,425
	Australia	2,511,540	835,802	-
	Canada	-	-	1,546,312
	Brazil	-	-	340,278
	Germany	-	-	12,480
	South Georgia And The South S	249,795	108,158	-
	Subtotal	102,024,046	35,527,315	2,649,495
263	Cotton			
	United States	-	-	228,364
	Brazil	-	-	62,814
	Subtotal	-	-	291,178
264	Jute And Other Textile Bast Fibres, Nes			
	Bangladesh	-	-	73,934
	Subtotal	-	-	73,934
265	Vegetable Textile Fibres.raw Or Processed:waste Of These Fibres			
	Malaysia	9,732	2,558	-
	Maldives	11,215	22,825	-
	Subtotal	20,947	25,383	-
266	Synthetic Fibres Suitable For Spinning			
	China	58,141	13,697	-
	Vietnam	10,000	6,921	-
	Mauritius	2,604	2,062	-
	United States	20,000	13,000	-
	Subtotal	90,745	35,680	-
267	Other Man-made Fibres Suitable For Spinning And Waste Of N-n-f			
	India	6,413	236	-
	Subtotal	6,413	236	-
268	Wool And Other Animal Hair			
	Singapore	464	4,306	-
	Malaysia	3,330	3,554	-
	Mexico	3,209	3,158	-
	Subtotal	7,003	11,018	-
269	Old Clothing And Other Old Textile Articles;rag			
	Japan	5,900	20,000	-
	Thailand	400	500	-
	Philippines	1,591	2,500	-
	Malaysia	89,125	50,458	-
	Egypt	40	400	-
	Cameroon	608	3,500	-
	South Africa	150	2,565	-
	New Zealand	3,250	3,534	-
	United States	216	500	-
	United Kingdom	174	750	-
	Netherlands	-	-	1,100

Tabel 22. Lanjutan
Table 22. Continued

SITC	Komoditi/Commodity Negara/Country		Ekspor/Export		Impor/Import
			Berat Bersih Net Weight (Kg) (4)	Nilai FOB FOB Value (US\$) (5)	Berat Bersih Net Weight (Kg) (6)
(1)	(2)	(3)	(4)	(5)	(6)
		Germany	1,500	1,500	-
		Belgium	75	500	-
		Norway	3,500	75,000	-
		Sweden	705	1,200	-
		Subtotal	107,234	162,907	1,100
272	Fertilizers,crude				
		Japan	258,848	33,700	-
		Korea,south	618,671	46,636	-
		China	-	-	68,614,900
		Malaysia	214,000	10,815	103,163
		Batam	-	-	115,840
		Egypt	-	-	19,400,000
		Australia	-	-	7,500,000
		Christmas Islands	-	-	77,700,000
		United States	2,000	2,700	-
		Chile	-	-	120,000
		Germany	-	-	793
		Belgium	-	-	240,000
		Iceland	-	-	9,000,000
		Subtotal	1,093,519	93,851	182,794,696
273	Stone,sand And Gravel				
		Korea,south	-	-	3,368
		Taiwan	-	-	214,024
		China	-	-	2,483,361
		Thailand	-	-	3,132,491
		Singapore	2,435,950	16,327	18,689
		Malaysia	180	184	36,342,918
		India	-	-	994,792
		Pakistan	-	-	17,170
		Turkey	-	-	455,310
		Egypt	-	-	680,000
		Australia	-	-	20,000
		United States	-	-	118,934
		Austria	-	-	88,000
		Italy	-	-	320,170
		Spain	-	-	184,920
		Subtotal	2,436,130	16,511	45,074,147
274	Sulphur & Unroasted Iron Pyrites				
		Japan	-	-	64,000
		Korea,south	-	-	242,000
		China	-	-	251
		Singapore	-	-	4,073,860
		Malaysia	2,400	888	10,000
		India	-	-	216,000
		Arab Emirates, Unitec	-	-	4,400,000
		Australia	-	-	180,000
		Subtotal	2,400	888	9,186,111
277	Natural Abrasives,n.e.s				
		Taiwan	-	-	1,426
		China	-	-	219,922
		Thailand	64,800	4,320	-
		Netherlands	1,250,000	45,334	-
		Subtotal	1,314,800	49,654	221,348
278	Other Crude Minerals				
		Japan	-	-	210,867
		Hongkong	-	-	933,581
		Korea,south	-	-	340,000
		Taiwan	-	-	922,062
		China	-	-	12,896,883
		Thailand	-	-	321,000
		Singapore	-	-	3,615,850
		Malaysia	110,000	4,592	100,057
		Vietnam	-	-	222,000
		India	3,351,787	1,374,232	33,173,080
		Batam	-	-	100,000
		Iran	-	-	6,610,154
		Egypt	-	-	10,000,000
		Kenya	114,000	25,943	-
		South Africa	-	-	166,000

Tabel 22. Lanjutan
Table 22. Continued

Komoditi/Commodity		Ekspor/Export		Import/
SITC	Negara/Country	Berat Bersih Net Weight (Kg)	Nilai FOB FOB Value (US\$)	Berat Bersih Net Weight (Kg)
(1)	(2)	(4)	(5)	(6)
	Zimbabwe	-	-	2,376,000
	Australia	-	-	37,042,000
	United States	2,542	10,555	37,836
	Canada	3,798,112	1,652,178	885,000
	United Kingdom	-	-	1,131,589
	Germany	-	-	35,473,814
	Switzerland	-	-	90,000
	Denmark	-	-	509,890
	Italy	-	-	144,000
	Subtotal	7,376,441	3,067,500	147,301,663
282	Waste And Scrap Metal Of Iron Or Steel			
	Japan	428,267	360,817	55,349,807
	Taiwan	88,000	75,386	508,896
	China	439,704	249,855	-
	Singapore	-	-	8,541,360
	Malaysia	-	-	5,063,880
	Brunei Darussalan	-	-	4,339,610
	Australia	-	-	1,701,423
	United States	-	-	183,598
	Subtotal	955,971	686,058	75,688,574
283	Copper Ores And Concentrates			
	Singapore	194	630	-
	United Kingdom	30,760	4,725	-
	Subtotal	30,954	5,355	-
284	Nickel Ores And Concentrates			
	Japan	60,374,200	1,126,280	-
	Germany	-	-	226
	Subtotal	60,374,200	1,126,280	226
285	Aluminium Ores And Concentrates			
	Japan	-	-	40,000
	Australia	-	-	342,450,000
	Subtotal	-	-	342,490,000
287	Ores And Concentrates Of Base Metals,n.e.s			
	Japan	-	-	3,194
	Taiwan	-	-	17,447
	Singapore	1,249	350	-
	South Africa	-	-	90,000
	Germany	-	-	23,000
	Subtotal	1,249	350	133,641
288	Non-ferrous Base Metal Waste And Scrap. N.e.s.			
	Japan	56,120	3,928	-
	Hongkong	954,554	681,901	-
	Korea,south	92,144	106,649	-
	China	1,790,440	2,421,436	-
	Thailand	351,642	112,851	-
	Singapore	100,238	42,127	394,919
	Malaysia	85,525	24,441	-
	India	136,095	64,941	-
	Sri Lanka	273,252	85,415	-
	Australia	36,000	5,600	30,194
	Germany	15,600	624	-
	Switzerland	20,070	7,178	-
	Subtotal	3,911,680	3,557,091	425,113
291	Crude Animal Materials,n.e.s			
	Korea,south	10,681	6,214	-
	China	-	-	46,717
	Singapore	727	14,541	-
	Malaysia	8,252	2,374	12,576
	Subtotal	19,660	23,129	59,293
292	Crude Vegetable Materials,n.e.s			
	Japan	215,003	495,757	-
	Hongkong	36,492	51,316	-
	Korea,south	33,293	12,300	-
	Taiwan	609,582	294,982	1,847
	China	121,416	59,147	121,576
	Thailand	378,994	296,513	3,776
	Singapore	723,525	926,930	102,774
	Philippines	1,056	7,356	-
	Malaysia	1,052,077	436,245	21,920

Tabel 22. Lanjutan
Table 22. Continued

SITC		Komoditi/Commodity	Ekspor/Export		Impor/
			Berat Bersih Net Weight (Kg)	Nilai FOB FOB Value (US\$)	Berat Bersih Net Weight (Kg)
(1)	(2)	Negara/Country (3)	(4)	(5)	(6)
		Myanmar (burma)	30,000	49,779	85,687
		Vietnam	13,500	5,250	-
		Maldives	11,025	2,121	-
		India	4,709,630	3,784,772	15,618
		Pakistan	13,593,552	2,491,927	9,994
		Bangladesh	744,600	121,352	-
		Arabia, Saud	18,750	18,375	-
		Turkey	15,532	6,523	-
		Arab Emirates, Unitec	80,765	46,650	-
		Egypt	32,000	9,600	-
		Tunisia	24,000	24,740	-
		Cameroon	624	81,600	-
		Nigeria	312	40,000	-
		Australia	15,406	4,709	640
		United States	6,637	25,633	1,946
		Argentina	40,320	39,779	-
		Peru	-	-	172,550
		United Kingdom	30,676	193,685	5
		Netherlands	324,466	669,322	-
		France	14,195	142,504	-
		Germany	50,383	223,622	-
		Belgium	3,000	11,250	-
		Switzerland	56,029	32,797	-
		Denmark	29,371	32,140	-
		Ireland	15,400	4,209	-
		Italy	160,273	623,848	-
		Spain	13,941	26,611	3,000
		Ukraine	16,000	2,350	-
		Subtotal	23,221,825	11,295,694	541,333
321		Coal,pulverized Or Not			
		Japan	193,413,000	4,245,357	-
		Korea,south	-	-	918,146
		Philippines	137,567,000	3,425,417	-
		Malaysia	5,526,112	82,891	-
		Italy	64,401,000	1,690,526	-
		Subtotal	400,907,112	9,444,191	918,146
322		Briquettes, Lignite And Peat			
		Korea,south	3,828	82	-
		Subtotal	3,828	82	-
325		Coke And Semi Coke Of Coal.Of Lignite.or Of Peat			
		Hongkong	-	-	1,559,150
		China	-	-	319,610
		Malaysia	5,000	1,316	-
		Subtotal	5,000	1,316	1,878,760
334		Petroleum Products,refined			
		Taiwan	-	-	15,389
		China	-	-	271,044
		Thailand	-	-	170,209
		Singapore	-	-	2,626,823
		Malaysia	-	-	60,998
		Australia	-	-	229,070
		United States	-	-	38,640
		Italy	-	-	4
		Subtotal	-	-	3,412,177
335		Residual Petroleum Products,nes And Related Materials			
		Japan	-	-	37,971,642
		Korea,south	-	-	109,566
		Taiwan	-	-	453,472
		China	-	-	6,089,685
		Singapore	-	-	5,120,706
		Malaysia	-	-	1,730,289
		India	-	-	2,001,413
		Iran	-	-	585,768
		Arab Emirates, Unitec	-	-	336,728
		Australia	-	-	20,020
		United States	-	-	2,007
		Argentina	-	-	19,970,640
		Germany	-	-	19,046
		Italy	-	-	20,000

Tabel 22. Lanjutan
Table 22. Continued

SITC	Komoditi/Commodity Negara/Country		Ekspor/Export		Import/
			Berat Bersih	Nilai FOB	Berat Bersih
			Net Weight (Kg)	FOB Value (US\$)	Net Weight (Kg)
(1)	(2)	(3)	(4)	(5)	(6)
		Hungary	-	-	28,000
		Subtotal	-	-	74,458,982
411	Animal Oils And Fats				
		Japan	7,650	43,032	-
		Korea,south	-	-	201,924
		Taiwan	-	-	54,000
		Thailand	15,000	7,525	15,000
		Singapore	300,000	81,000	-
		Tunisia	1,000,000	262,500	-
		Chile	-	-	953,794
		Peru	-	-	868,146
		Spain	650,000	225,750	-
		Bulgaria	-	-	22,000
		Subtotal	1,972,650	619,807	2,114,864
421	Fixed Vegetable Fats And Oils Soft,crude.refined Or Fractione				
		Singapore	757,503	443,237	-
		Malaysia	-	-	380
		India	250,000	63,750	-
		Sudan	700,000	240,000	-
		Tanzania	1,300,000	513,500	-
		Senegal	200,000	52,000	-
		Spain	7,166,451	2,717,850	-
		Bulgaria	500,000	190,000	-
		Subtotal	10,873,954	4,220,337	380
422	Fixed Vegetable Fats And Oils Solid,crude.refined/fractione				
		Japan	1,100,000	357,500	-
		Hongkong	12,597,000	5,159,100	-
		Korea,south	144,000	44,751	-
		Taiwan	41,472	20,320	-
		China	260,598,916	104,150,107	-
		Mongolia	3,725,000	1,620,375	-
		Macau	1,000,000	340,000	-
		Thailand	40,000	20,800	-
		Singapore	166,941,518	62,473,867	5,184
		Philippines	1,096,421	688,747	-
		Malaysia	104,102,736	40,240,211	20,000
		Myanmar (burma)	7,386,000	2,978,930	-
		Cambodia	1,600,000	657,375	-
		Brunei Darussalan	37,602	17,589	-
		Vietnam	5,095,024	2,669,120	-
		India	662,804,745	259,852,056	26,005
		Pakistan	71,193,956	29,902,802	-
		Bangladesh	80,072,290	32,822,166	-
		Sri Lanka	6,311,400	2,593,987	-
		Batam	-	-	3,079,446
		Iran	8,510,000	3,872,895	-
		Jordan	47,850,000	19,162,000	-
		Yemen	6,000,000	3,200,000	-
		Oman	5,200,000	2,142,400	-
		Syria	5,570,000	2,201,950	-
		Turkey	118,706,191	48,011,047	-
		Arab Emirates, Unitec	145,152	77,031	-
		Egypt	58,600,600	20,822,128	-
		Morocco	8,145,000	3,220,105	-
		Tunisia	4,360,000	1,886,550	-
		Algeria	8,200,000	3,288,000	-
		Sudan	20,780,272	8,549,155	-
		Eritrea	41,126	24,694	-
		Tanzania	120,738,489	49,275,502	-
		Mozambique	7,505,000	2,741,000	-
		Togo	1,348,208	526,542	-
		Ghana	3,897,967	1,460,247	-
		Liberia	82,254	47,568	-
		Guinea	128,058	75,520	-
		Cameroon	2,998,090	1,001,254	-
		Nigeria	8,378,519	3,526,964	-
		Ivory Coast	15,752,742	5,179,374	-
		Senegal	4,650,000	1,671,824	-
		Mali	5,000	17,000	-

Tabel 22. Lanjutan
Table 22. Continued

Komoditi/Commodity		Ekspor/Export		Import/
SITC	Negara/Country	Berat Bersih Net Weight (Kg)	Nilai FOB FOB Value (US\$)	Berat Bersih Net Weight (Kg)
(1)	(2)	(4)	(5)	(6)
	Benin	3,640,000	1,822,790	-
	South Africa	7,393,962	2,471,810	-
	Rwanda	62,208	32,037	-
	Australia	147,000	58,620	-
	New Zealand	1,018,000	423,190	-
	Fiji	11,761	9,752	-
	Samoa	78,800	52,904	-
	Cocos (killing) Iln	41,418	21,537	-
	Tokelau	1,500,000	660,000	-
		30,101	18,870	-
	United States	3,166,800	1,637,880	-
	Chile	2,990,000	1,046,500	-
	Paraguay	62,059	39,495	-
	Ecuador	36,480	25,353	-
	Costa Rica	168,000	87,200	-
	United Kingdom	5,225,736	2,198,080	-
	Netherlands	284,022,298	108,995,864	-
	Germany	79,513,819	30,674,312	-
	Austria	990	509	-
	Belgium	1,997,320	729,021	-
	Switzerland	5,148,626	2,796,577	-
	Denmark	800,000	322,000	-
	Italy	42,527,798	15,239,122	-
	Spain	89,334,642	32,734,880	-
	Portugal	8,250,000	2,942,375	-
	Greece	11,858,271	4,853,224	-
	Poland	1,445,429	549,250	-
	Romania	479,298	244,818	-
	Bulgaria	72,960	42,863	-
	Kazakhstan	12,108	9,525	-
	Taiikistan	987,000	421,950	-
	Ukraine	40,449,043	16,008,606	-
	Uzbekistan	15,000	7,850	-
	Lithuania	146,208	75,578	-
	Latvia	376,944	180,673	-
	Russian Federatior	33,202,880	17,245,142	-
	Subtotal	2,469,693,707	973,270,710	3,130,635
431	Animal And Vegetable Oil And Fat Processed And Wax Of Animal/veg.			
	Japan	63,000	34,020	-
	Hongkong	4,183,140	2,268,227	-
	Korea,south	146,250	91,818	-
	Taiwan	40,000	23,000	-
	China	1,860,000	788,126	10,000
	Thailand	830,340	427,699	456
	Singapore	7,611,230	2,861,115	1,850
	Philippines	194,525	100,180	-
	Malaysia	2,137,000	1,059,641	1,113,762
	India	27,706,154	7,722,325	-
	Pakistan	1,210,043	211,053	-
	Batam	-	-	1,026,644
	Iran	103,000	57,440	-
	Arabia, Saud	487,885	254,951	-
	Jordan	42,000	24,360	-
	Oman	42,000	23,310	-
	Syria	205,000	105,550	-
	Turkey	4,083,286	2,304,308	-
	Arab Emirates, Unitec	20,000	11,600	-
	Egypt	4,409,000	2,404,147	-
	Morocco	439,825	240,109	-
	Tunisia	986,000	359,890	-
	Algeria	1,116,720	577,881	-
	Eritrea	140,000	66,500	-
	Tanzania	5,540,000	1,783,900	-
	Ghana	21,000	10,500	-
	South Africa	7,200,945	3,713,308	-
	United States	1,786,600	894,600	454
	Canada	19,500	9,914	-
	Chile	100,000	46,300	-
	Netherlands	4,839,340	1,464,111	-

Tabel 22. Lanjutan
Table Continued

Komoditi/Commodity		Ekspor/Export		Import/
SITC	Negara/Country	Berat Bersih Net Weight (Kg)	Nilai FOB FOB Value (US\$)	Berat Bersih Net Weight (Kg)
(1)	(2)	(4)	(5)	(6)
	Germany	249,700	323,698	-
	Denmark	5,000,000	175,000	-
	Spain	2,670,000	837,900	-
	Greece	1,169,818	597,052	-
	Romania	370,000	206,055	-
	Bulgaria	140,000	75,900	-
	Kazakhstan	3,000	1,660	-
	Kyrgyzstar	336,000	203,595	-
	Turkmenistan	40,000	21,200	-
	Ukraine	231,000	130,515	-
	Uzbekistan	215,000	145,280	-
	Estonia	20,000	14,500	-
	Russian Federatio	1,639,472	692,919	-
	Subtotal	89,647,773	33,365,157	2,153,166
511	Hydrocarbon.n.e.s And Their Halogenated,nitrated Derivative			
	Japan	-	-	40,000
	Korea,south	-	-	40,000
	Taiwan	-	-	21,256
	China	2,000,000	1,280,420	282,386
	Singapore	-	-	1,841,465
	Malaysia	-	-	307
	Australia	-	-	5
	Netherlands Antilles	-	-	13,920
	United Kingdom	24,400	18,043	-
	Germany	-	-	117
	Belgium	-	-	67,940
	Subtotal	2,024,400	1,298,463	2,307,396
512	Alcohols,phenols,phenol-alcohols And Their Halogenatec			
	Japan	-	-	86,530
	Korea,south	500,000	387,900	13,087
	China	100,000	75,000	24,302
	Singapore	54,510	29,436	5,188,159
	Malaysia	2,941	17,407	5,044,386
	Vietnam	20,000	21,600	-
	India	-	-	300
	Pakistan	55,000	4,440	-
	Bangladesh	10,000	9,300	-
	Batam	-	-	682,720
	Iran	40,000	29,870	-
	Arabia, Saud	-	-	4,577,787
	Arab Emirates, Unitec	60,000	45,600	-
	Tanzania	40,000	31,800	-
	Kenya	20,000	15,900	-
	United States	19,550	15,053	46,650
	Argentina	20,000	15,900	-
	Brazil	20,000	14,700	-
	Uruguay	40,000	31,800	-
	United Kingdom	60,000	58,800	-
	Netherlands	-	-	2,000
	France	16,000	30,208	42
	Germany	-	-	92,348
	Italy	-	-	41,768
	Subtotal	1,078,001	834,714	15,800,075
513	Carboxylic Acids,and Their Anhydrides,halides,peroxide:			
	Japan	36,000	17,676	344,090
	Korea,south	-	-	57,410
	Taiwan	50,000	23,500	119,898
	China	2,376,000	1,274,360	405,340
	Singapore	-	-	36,595
	Philippines	59,900	38,285	-
	Malaysia	160,000	40,800	304,620
	Vietnam	-	-	72,800
	India	95,000	41,120	-
	Pakistan	15,840	9,360	-
	Bangladesh	60,000	23,670	-
	Batam	-	-	232,155
	Liberia	120,000	47,360	-
	Nigeria	95,880	77,900	-
	Mauritius	6,041,999	2,143,843	-

Tabel 22. Lanjutan
Table 22. Continued

SITC	Komoditi/Commodity		Ekspor/Export		Import/
		Negara/Country	Berat Bersih	Nilai FOB	Berat Bersih
			Net Weight	FOB Value	Net Weight
(1)	(2)	(3)	(KRp) (4)	(US\$) (5)	(KRp) (6)
		United States	59,458	48,270	130
		Canada	9,697	4,469	-
		Netherlands	532,000	235,320	58,778
		France	-	-	37
		Germany	-	-	421,235
		Belgium	-	-	25,722
		Switzerland	-	-	7,042
		Denmark	-	-	5,384
		Italy	-	-	2,000
		Spain	-	-	1,000
		Subtotal	9,711,774	4,025,933	2,094,236
514		Nitrogen-function Compounds			
		Japan	-	-	201,967
		Hongkong	20,000	28,400	7,136
		Korea,south	-	-	92,917
		Taiwan	-	-	130,000
		China	-	-	236,134
		Thailand	-	-	94,720
		Singapore	346	1,943	464
		Malaysia	-	-	108,827
		Vietnam	-	-	236,000
		India	-	-	32,400
		Batam	-	-	61,000
		Turkey	-	-	19,200
		United States	-	-	831,782
		Canada	-	-	50,000
		Netherlands	-	-	11,173
		France	-	-	5,362
		Germany	55,197	83,956	145,033
		Belgium	-	-	12,747
		Italy	-	-	9,062
		Czech Republic	-	-	193,455
		Subtotal	75,543	114,299	2,479,379
515		Organo-inorganic And Heterocyclic Compounds			
		Japan	-	-	12,000
		Korea,south	-	-	583
		Taiwan	-	-	100,000
		China	-	-	83,400
		Singapore	-	-	40,000
		Philippines	-	-	283
		Malaysia	-	-	107,765
		India	-	-	121,245
		Arabia, Saudi	-	-	20,000
		United States	-	-	712,297
		United Kingdom	-	-	435,138
		Netherlands	-	-	71,132
		France	-	-	239,200
		Germany	-	-	34,291
		Belgium	-	-	759,187
		Italy	-	-	31,039
		Spain	-	-	80,000
		Subtotal	-	-	2,847,560
516		Other Organic Chemicals			
		Japan	-	-	1,653
		Taiwan	-	-	57,000
		China	-	-	43,960
		Singapore	-	-	4,016
		Malaysia	1,299	1,010	15,005
		Arabia, Saudi	-	-	20,000
		Australia	-	-	137
		New Zealand	-	-	91,620
		United States	17,600	97,152	54,894
		France	-	-	1,867
		Germany	-	-	1,532
		Denmark	-	-	3,500
		Subtotal	18,899	98,162	295,184
522		Inorganic Chemical Elements,oxides And Halogen Salts			
		Japan	-	-	680,238
		Hongkong	-	-	30,093

Tabel 22. Lanjutan
Table 22. Continued

SITC	Komoditi/Commodity Negara/Country		Ekspor/Export		Import/
			Berat Bersih	Nilai FOB	Berat Bersih
			Net Weight (Kg)	FOB Value (US\$)	Net Weight (Kg)
(1)	(2)	(3)	(4)	(5)	(6)
		Korea,south	-	-	1,738,861
		Taiwan	-	-	2,382,458
		China	-	-	5,126,315
		Thailand	6,664	171,087	718,855
		Singapore	-	-	1,134,578
		Malaysia	503,819	72,054	446,952
		India	-	-	2,659,317
		Iran	-	-	98,560
		Turkey	-	-	21,000
		Kenya	-	-	19,600
		South Africa	12,201	30,300	-
		Australia	-	-	308,212
		United States	-	-	553,819
		Canada	-	-	11,597
		Chile	-	-	52,000
		Bolivia	-	-	44,000
		United Kingdom	-	-	48,000
		Netherlands	42,805	84,010	18,653
		France	9,239	38,188	10,588
		Germany	-	-	146,982
		Belgium	-	-	7
		Finland	-	-	9,600
		Italy	-	-	8,000
		Russian Federati	-	-	43,560
		Subtotal	574,728	395,639	16,311,845
523		Metallic Salts And Peroxysalts			
		Japan	-	-	200,150
		Hongkong	-	-	884,483
		Korea,south	-	-	590,805
		Taiwan	-	-	3,058,981
		China	-	-	45,780,545
		Thailand	-	-	779,287
		Singapore	-	-	168,802
		Malaysia	-	-	4,566,633
		Vietnam	-	-	222,000
		India	-	-	1,018,777
		Turkey	-	-	903,000
		South Africa	-	-	63,000
		Zimbabwe	-	-	21,000
		Australia	-	-	445,234
		New Zealand	-	-	99,957
		United States	-	-	3,731,532
		Netherlands	-	-	599,500
		France	-	-	20,000
		Germany	-	-	506,385
		Switzerland	-	-	54,000
		Denmark	-	-	158,532
		Norway	-	-	382,244
		Italy	-	-	898
		Bulgaria	-	-	95,000
		Subtotal	-	-	64,350,745
524		Other Inorganic Chemicals;chemical Compound Of Precious Metals			
		Hongkong	-	-	971,400
		Korea,south	-	-	141,120
		China	134,400	32,928	1,969,357
		Thailand	816,000	181,966	-
		Malaysia	286,080	60,076	1,869
		Vietnam	112,320	27,135	-
		India	-	-	6,099
		Australia	-	-	6
		Subtotal	1,348,800	302,105	3,089,851
525		Radio-active And Associated Material			
		China	-	-	16,236
		Subtotal	-	-	16,236
531		Synthetic Org.colouring Matte			
		Japan	-	-	20,196
		Korea,south	-	-	589
		Taiwan	-	-	41,963
		China	-	-	18,322

Tabel 22. Lanjutan
Table 22. Continued

Komoditi/Commodity		Ekspor/Export		Import/
SITC	Negara/Country	Berat Bersih Net Weight (Kg)	Nilai FOB FOB Value (US\$)	Berat Bersih Net Weight (Kg)
(1)	(2)	(4)	(5)	(6)
	Singapore	-	-	10,398
	Malaysia	-	-	36,546
	India	-	-	376
	Bangladesh	2,825	19,444	-
	Australia	-	-	35
	United States	-	-	1
	Germany	-	-	60
	Switzerland	-	-	4,500
	Spain	-	-	29,931
	Subtotal	2,825	19,444	162,917
532	Dyeing And Tanning Extracts, and Synthetic Tanning Materials			
	Japan	-	-	668
	Taiwan	-	-	2,617
	Singapore	200	775	396
	Malaysia	52,622	33,801	-
	Myanmar (burma)	-	-	14,000
	India	2,891,894	3,087,552	500,170
	Pakistan	202,800	139,689	-
	Bangladesh	127,250	58,708	-
	Netherlands	-	-	1,257
	Germany	-	-	4,346
	Subtotal	3,274,766	3,320,525	523,454
533	Pigments, paints, varnishes And Related Materials			
	Japan	-	-	88,599
	Hongkong	-	-	108,620
	Korea, south	-	-	524
	Taiwan	-	-	972,446
	China	-	-	1,694,950
	Thailand	-	-	1,545
	Singapore	332	2,221	259,321
	Malaysia	98,999	37,341	83,184
	India	-	-	74,821
	Pakistan	19,690	3,199	-
	Sierra Leone	-	-	4,132
	Australia	-	-	1,801
	United States	-	-	40,559
	United Kingdom	-	-	716
	Netherlands	-	-	3,544
	Germany	-	-	100,606
	Belgium	-	-	77,496
	Spain	-	-	1,515,068
	Portugal	-	-	80,000
	Czech Republic	-	-	60,000
	Subtotal	119,021	42,761	5,167,932
541	Medicinal & Pharmaceutical Prod.			
	Singapore	-	-	8,488
	Malaysia	36,801	9,506	92,016
	United States	-	-	6,531
	Bulgaria	-	-	2,366
	Subtotal	36,801	9,506	109,401
542	Medicaments Incl. veterinari Med.			
	Malaysia	23,979	34,559	27,040
	Germany	11,620	7,927	-
	Subtotal	35,599	42,486	27,040
551	Essential Oils, perfume And Flavour Material:			
	Japan	56,351	340,700	-
	Hongkong	10,150	42,598	-
	Korea, south	180	980	-
	China	81,458	473,217	5,600
	Thailand	500	6,000	-
	Singapore	809,053	10,531,245	71,710
	Malaysia	9,839	112,019	450
	Vietnam	-	-	17,916
	India	191,896	1,037,016	-
	Pakistan	239	7,047	-
	Bangladesh	1,000	6,800	-
	Turkey	600	11,800	-
	Arab Emirates, Unitec	100	1,965	-
	Bahrain	1,200	32,000	-

Tabel 22. Lanjutan
Table 22. Continued

Komoditi/Commodity		Ekspor/Export		Import/
SITC	Negara/Country	Berat Bersih Net Weight (Kg)	Nilai FOB FOB Value (US\$)	Berat Bersih Net Weight (Kg)
(1)	(2)	(4)	(5)	(6)
	South Africa	570	16,995	-
	Australia	50,390	27,721	113
	New Zealand	880	6,092	-
	United States	289,308	5,904,714	-
	United Kingdom	161,753	2,359,203	-
	Netherlands	40,383	794,278	-
	France	188,709	3,388,364	-
	Germany	44,357	788,357	2,000
	Belgium	24,000	458,000	-
	Switzerland	198,213	3,952,203	10
	Denmark	-	-	7,049
	Italy	1,240	39,035	-
	Spain	194,114	990,360	-
	Subtotal	2,356,483	31,328,709	104,848
553	Perfumery, cosmetics And Toilet Preparations			
	Japan	119,218	408,122	-
	Hongkong	1,680	222	1,171
	China	-	-	331,818
	Thailand	66,000	5,000	2,013
	Singapore	500	5,455	2,040
	Philippines	32,596	46,864	-
	Malaysia	2,032,898	1,515,898	26,274
	Vietnam	-	-	14,000
	India	-	-	1,545
	Sri Lanka	73,856	16,011	-
	Mauritius	5,358	4,243	-
	United States	76,298	363,118	-
	Panama	4,778	3,000	-
	Subtotal	2,413,182	2,367,933	378,861
554	Soap,cleansing And Polishing Preparation			
	Japan	-	-	51,976
	Hongkong	3,412	451	39,868
	Korea,south	164,500	72,862	538,165
	Taiwan	-	-	10,012
	China	-	-	77,247
	Mongolia	93,888	55,224	-
	Papua New Guinea	320,000	134,020	-
	Thailand	-	-	10,830
	Singapore	292,404	87,714	222,210
	Malaysia	303,341	484,885	141,451
	Nepal	46,080	41,244	-
	India	52,096	28,893	-
	Pakistan	199,420	109,588	-
	Bangladesh	660,000	239,400	-
	Batam	-	-	309,900
	Arab Emirates, Unitec	159,981	123,319	-
	Madagascar	98,113	33,001	-
	Mozambique	430,500	115,672	-
	Togo	400,000	153,600	-
	Ghana	65,593	34,392	-
	Liberia	214,500	109,051	-
	Congo	1,043,525	521,213	-
	Nigeria	402,720	207,957	-
	Sierra Leone	400,356	22,222	-
	Benin	202,752	161,920	-
	Mauritius	20,000	7,360	-
	Australia	-	-	100,524
	New Zealand	107,250	29,006	-
	Fiji	327,934	149,930	-
	Samoa	100,100	56,254	-
	United States	-	-	2,869
	Jamaica	57,000	23,940	-
	United Kingdom	-	-	10,000
	France	340,000	85,446	10,240
	Germany	-	-	27,619
	Belgium	-	-	67,400
	Switzerland	-	-	17,182
	Romania	40,000	15,320	-
	Ukraine	60,000	26,400	-

Tabel 22. Lanjutan
Table 22. Continued

SITC	Komoditi/Commodity Negara/Country		Ekspor/Export		Impor/
			Berat Bersih	Nilai FOB	Berat Bersih
			Net Weight	FOB Value	Net Weight
(1)	(2)	(3)	(4)	(5)	(6)
		Subtotal	6,605,465	3,130,284	1,637,493
562		Fertilizers,manufactured			
		Japan	5,000,000	705,000	19,863,138
		Hongkong	-	-	10
		Korea,south	-	-	59,078,320
		Taiwan	24,000	1,200	3,581
		China	-	-	84,616,497
		Singapore	-	-	21,190
		Malaysia	5,706,500	724,235	18,115,958
		Jordan	-	-	35,850,000
		Arab Emirates, Unitec	-	-	40,998
		United States	-	-	7,497,928
		Canada	-	-	33,007,300
		Netherlands	-	-	575,651
		France	-	-	48,000
		Germany	-	-	38,862,201
		Belgium	-	-	10,865,488
		Switzerland	-	-	13,025,208
		Norway	-	-	15,851,198
		Sweden	-	-	129
		Russian Federatior	-	-	75,869,247
		Subtotal	10,730,500	1,430,435	413,192,042
571		Polymers Of Ethylene,primary Forms			
		Japan	-	-	315,000
		Korea,south	-	-	440,899
		China	-	-	9,555
		Thailand	-	-	4,104,117
		Singapore	-	-	587,998
		Malaysia	4,032	424	1,953,509
		India	1,294	1,375	249,965
		Arabia, Saud	9,055	13,818	5,619,089
		Arab Emirates, Unitec	-	-	495,000
		Qatar	-	-	148,500
		Australia	2,155	2,500	-
		United States	-	-	304,174
		Canada	-	-	45,586
		Brazil	-	-	198,000
		France	-	-	34,000
		Subtotal	16,536	18,117	14,505,392
572		Polimers Of Styrene,primary Form			
		Thailand	-	-	207,000
		Subtotal	-	-	207,000
573		Polimers Of Vinyl Chloride,prmry			
		Hongkong	-	-	523
		Korea,south	-	-	1,954,000
		Taiwan	-	-	17,000
		China	-	-	1,024
		Singapore	-	-	20,569
		Malaysia	30,000	640	3,837
		Subtotal	30,000	640	1,996,953
574		Poliacetals,polycarbon,primar			
		Japan	-	-	2
		Hongkong	-	-	16,515
		Korea,south	-	-	5,925
		Taiwan	-	-	821,177
		China	-	-	243,447
		Thailand	-	-	30,000
		Singapore	-	-	246,055
		Malaysia	40,023	33,682	130,071
		New Zealand	20,000	18,360	-
		United States	-	-	124,096
		France	-	-	3,205
		Germany	-	-	3,591
		Switzerland	-	-	1,084
		Denmark	-	-	9,495
		Subtotal	60,023	52,042	1,634,663
575		Other Plastics In Primary Forms			
		Japan	-	-	169,169
		Hongkong	-	-	16,660

Tabel 22. Lanjutan
Table 22. Continued

Komoditi/Commodity		Ekspor/Export		Impor/
SITC	Negara/Country	Berat Bersih Net Weight (Kg)	Nilai FOB FOB Value (US\$)	Berat Bersih Net Weight (Kg)
(1)	(2)	(4)	(5)	(6)
	Korea,south	-	-	1.232,058
	Taiwan	-	-	537,572
	China	48,568	10,125	138,649
	Thailand	17,525	7,016	569,784
	Singapore	387	2,976	522,785
	Philippines	748	17,160	-
	Malaysia	241,500	58,808	1.543,475
	Myanmar (burma)	240,500	113,064	-
	India	-	-	32,000
	Sri Lanka	1,661	8,392	-
	Arabia, Saud	-	-	34,375
	Kuwait	-	-	49,500
	Syria	32,000	9,600	-
	Australia	-	-	73,075
	United States	-	-	342,835
	Brazil	-	-	49,500
	United Kingdom	-	-	15,000
	Netherlands	-	-	49,850
	France	-	-	6,750
	Germany	-	-	18,986
	Belgium	-	-	19,539
	Switzerland	-	-	26,642
	Denmark	-	-	7,769
	Sweden	-	-	66,144
	Italy	-	-	170,910
	Spain	-	-	5,000
	Subtotal	582,889	227,141	5,698,027
579	Waste And Scrap Of Plastics			
	Hongkong	38,958	3,895	-
	Korea,south	-	-	34,597
	China	65,826	11,746	-
	Singapore	9,225	9,225	-
	Subtotal	114,009	24,866	34,597
581	Tubes,pipes And Hoses Of Plastic			
	Japan	-	-	61,100
	Hongkong	-	-	4,164
	China	-	-	126,413
	Thailand	-	-	1,500
	Singapore	-	-	1,358
	Malaysia	2,400	395	294
	Vietnam	-	-	93,250
	Senegal	-	-	1,271
	Australia	-	-	35
	United States	-	-	541
	United Kingdom	-	-	3,376
	Germany	-	-	21
	Spain	-	-	3
	Subtotal	2,400	395	293,326
582	Plates,sheets,film Of Plastic:			
	Japan	25,776	28,213	13,943
	Hongkong	4,961	37,610	1,550
	Korea,south	-	-	57,217
	Taiwan	-	-	60,500
	China	-	-	90,526
	Singapore	-	-	23,655
	Malaysia	-	-	178,811
	Vietnam	-	-	37,331
	Batam	-	-	3
	Australia	-	-	1,700
	Netherlands	-	-	256
	Germany	33	110	93
	Belgium	-	-	3,668
	Sweden	-	-	480
	Subtotal	30,770	65,933	469,733
583	Monofilament,rods.of Plastics			
	Taiwan	-	-	12,000
	China	-	-	4,700
	Malaysia	-	-	8,094
	Subtotal	-	-	24,794

Tabel 22. Lanjutan
Table 22. Continued

SITC	Komoditi/Commodity		Ekspor/Export		Impor/
	Negara/Country		Berat Bersih	Nilai FOB	Berat Bersih
			Net Weight	FOB Value	Net Weight
(1)	(2)	(3)	(KRp) (4)	(US\$) (5)	(KRp) (6)
591	Disinfectants,insecticides,fungicides,etc Put In Form				
	Taiwan		33,111	411,062	-
	China		86,297	772,880	196,926
	Thailand		2,097,060	5,115,983	10,433
	Philippines		246,030	1,560,618	-
	Malaysia		254,868	1,883,540	7,483
	Brunei Darussalan		5,754	16,691	-
	Vietnam		95,176	744,049	-
	South Africa		38,208	32,466	128,000
	Australia		20,000	35,400	-
	United States		-	-	194,779
	Brazil		-	-	28,000
	France		-	-	28,638
	Italy		-	-	36,754
	Subtotal		2,876,504	10,572,689	631,013
592	Starches,inulin And Wheat Gluten Albuminoidal Substances;glues				
	Japan		-	-	2,404
	Hongkong		-	-	3,476
	Korea,south		-	-	808,519
	Taiwan		1,776,333	486,518	20,165
	China		679,000	201,445	97,042
	Thailand		-	-	325,378
	Singapore		6,735	22,510	70,461
	Philippines		-	-	171
	Malaysia		16,731	2,400	263,952
	Myanmar (burma)		35,000	17,674	-
	Vietnam		-	-	221
	Pakistan		-	-	21,000
	Australia		-	-	78,910
	New Zealand		-	-	20,150
	United States		-	-	57,547
	United Kingdom		-	-	857
	Netherlands		-	-	50,655
	France		-	-	180,000
	Germany		14	47	154,769
	Austria		-	-	10,000
	Belgium		-	-	20,009
	Denmark		-	-	67,967
	Norway		-	-	18,714
	Sweden		-	-	32,558
	Subtotal		2,513,813	730,594	2,304,925
597	Additive For Mineral Oil:				
	Japan		-	-	9
	Hongkong		-	-	35
	Korea,south		-	-	16,523
	Taiwan		-	-	298
	Thailand		-	-	22,953
	Singapore		-	-	2,009,123
	Malaysia		-	-	213,581
	Vietnam		-	-	13,860
	India		-	-	10,000
	St. Helena		-	-	14,859
	Australia		-	-	36,604
	United States		-	-	3,414,837
	United Kingdom		-	-	73,956
	Netherlands		-	-	10,636
	France		-	-	35,097
	Germany		-	-	132,800
	Belgium		-	-	3,432
	Italy		-	-	3,759
	Bulgaria		-	-	14,676
	Subtotal		-	-	6,027,038
598	Miscellaneous Chemical Products,n.e.s				
	Japan		799,118	526,778	192,652
	Hongkong		-	-	19,817
	Korea,south		-	-	122,246
	Taiwan		836,824	461,494	331,045
	China		4,000	3,104	1,924,529
	Thailand		-	-	623,143

Tabel 22. Lanjutan
Table 22. Continued

SITC		Komoditi/Commodity	Ekspor/Export		Import/
			Berat Bersih Net Weight (Kg)	Nilai FOB FOB Value (US\$)	Berat Bersih Net Weight (Kg)
(1)	(2)	Negara/Country (3)	(4)	(5)	(6)
		Singapore	4,568	2,299	264,386
		Philippines	-	-	112,320
		Malaysia	109,825	135,008	278,866
		Vietnam	-	-	1,879
		India	15,000	18,750	290,328
		Bangladesh	1,268	3,354	-
		Arabia, Saud	40,000	35,380	-
		Namibia	20,000	7,000	-
		Cameroon	-	-	1,850
		South Africa	-	-	1,682,992
		Australia	-	-	55,575
		New Zealand	-	-	720
		Cocos (killing) Inc	-	-	5,850
		United States	1,714,473	1,162,445	311,905
		United Kingdom	252,000	184,810	32,985
		Netherlands	968,198	681,208	45,501
		France	44,000	32,648	52,640
		Germany	44,000	31,504	105,685
		Belgium	115,000	82,738	131,432
		Switzerland	-	-	23,548
		Denmark	-	-	25,525
		Norway	21,000	14,595	1,925,349
		Sweden	31,000	22,361	46,445
		Italy	22,148	13,395	170,854
		Spain	-	-	403,647
		Russian Federation	20,000	18,200	-
		Subtotal	5,062,422	3,437,071	9,183,714
611	Leather				
		Japan	5,159	456,984	-
		Hongkong	4,458	224,784	-
		Korea,south	352	36,684	-
		China	36,862	19,213	-
		Singapore	21,103	1,333,629	-
		Malaysia	1,147	9,915	-
		South Africa	23,533	18,399	-
		Australia	-	-	1,134
		United States	1,010	66,435	-
		Mexico	104	11,000	-
		France	105	3,850	-
		Switzerland	488	41,014	-
		Italy	2,269	32,500	-
		Spain	3,935	93,844	-
		Subtotal	100,525	2,348,251	1,134
612	Manufactures Of Leather Or Composition Leather N.e.s				
		China	-	-	223
		Malaysia	6,922	5,430	14
		Australia	-	-	9,913
		Subtotal	6,922	5,430	10,150
613	Furskins, Tanned Ordressed				
		Japan	3,240	2,052	-
		China	-	-	5,440
		Malaysia	23,040	18,189	2,350
		Subtotal	26,280	20,241	7,790
621	Materials Of Rubber				
		Japan	4,290	7,552	1,893
		Hongkong	186,726	264,406	21
		Korea,south	321,902	493,725	25,294
		Taiwan	-	-	7,600
		China	85,540	96,404	1,125,139
		Thailand	957	237	21,517
		Singapore	-	-	23,961
		Philippines	108,009	169,738	-
		Malaysia	11,569	4,707	116,652
		Vietnam	-	-	4,204
		Pakistan	182,000	282,069	-
		Australia	-	-	95
		United States	-	-	4,991
		Peru	13,000	21,190	-
		United Kingdom	-	-	30,162

Tabel 22. Lanjutan
Table Continued

Komoditi/Commodity		Ekspor/Export		Impor/
SITC	Negara/Country	Berat Bersih Net Weight (Kg)	Nilai FOB FOB Value (US\$)	Berat Bersih Net Weight (Kg)
(1)	(2)	(4)	(5)	(6)
	France	-	-	2
	Germany	-	-	280
	Switzerland	-	-	4
	Italy	42,792	66,668	18,416
	Subtotal	956,785	1,406,696	1,380,231
625	Rubber Tyre, tyre Cases, tyre Treads, inner Tubes And Tyre Flap:			
	Japan	-	-	31,764
	Hongkong	-	-	1,200
	Korea, south	94,669	20,569	48,261
	Taiwan	-	-	18,941
	China	60,480	61,084	1,085,065
	Thailand	-	-	177,727
	Singapore	127,883	120,084	759
	Malaysia	334,094	393,616	47,400
	India	-	-	123,935
	Pakistan	64,205	80,921	-
	Bangladesh	44,408	57,255	-
	Afghanistan	18,938	28,990	-
	Iran	17,377	16,478	-
	Arabia, Saud	158,380	183,114	-
	Jordan	66,346	68,551	-
	Syria	71,761	48,483	-
	Australia	81,971	186,721	-
	New Zealand	53,039	107,500	-
	United States	3,362,427	5,234,005	40,242
	Canada	100,800	86,667	-
	Mexico	1,116,781	1,910,176	-
	Argentina	13,756	48,368	-
	Brazil	100,800	116,928	-
	Uruguay	26,141	42,939	-
	United Kingdom	565,880	864,637	63
	Netherlands	142,382	330,679	-
	France	159,135	259,663	-
	Germany	112,744	206,155	676
	Belgium	1,281,434	1,436,263	-
	Denmark	202,704	365,357	-
	Finland	40,130	86,459	-
	Italy	2,223,805	4,587,475	41
	Spain	101,488	183,949	-
	Greece	17,958	35,868	-
	Poland	8,505	12,912	-
	Latvia	15,928	24,575	-
	Croatia	8,148	10,981	-
	Russian Federatior	18,406	35,504	-
	Subtotal	10,812,903	17,252,926	1,576,074
629	Articles Of Rubber, n.e.s			
	Japan	-	-	65,557
	Hongkong	-	-	4,405
	Korea, south	-	-	807
	Taiwan	14,898	2,205	21,304
	China	277,771	50,668	151,724
	Thailand	-	-	23,759
	Singapore	24,620	10,280	9,904
	Malaysia	1,466,643	95,652	416,755
	Vietnam	16,650	30,100	-
	India	-	-	23
	Pakistan	1,226	200	-
	Australia	284	1,680	1,391
	United States	-	-	28,300
	Netherlands Antilles	-	-	995
	United Kingdom	-	-	8,879
	Netherlands	-	-	471
	France	-	-	77
	Germany	-	-	10,763
	Belgium	-	-	15
	Switzerland	-	-	45
	Denmark	-	-	1,324
	Sweden	-	-	523
	Finland	-	-	17

Tabel 22. Lanjutan
Table 22. Continued

SITC	Komoditi/Commodity		Ekspor/Export		Import/
		Negara/Country	Berat Bersih	Nilai FOB	Berat Bersih
			Net Weight	FOB Value	Net Weight
(1)	(2)	(3)	(KRp) (4)	(US\$) (5)	(KRp) (6)
		Italy	-	-	1,064
		Spain	-	-	12
		Subtotal	1,802,092	190,785	748,114
633	Cork Manufactures				
		China	-	-	38,697
		Thailand	-	-	16,841
		Singapore	-	-	75
		India	-	-	22,042
		Subtotal	-	-	77,655
634	Veneers,plywood,improved Or Reconstituted Wood,worked,n.e.s				
		Japan	12,889,011	9,566,494	-
		Hongkong	5,422,446	2,437,943	-
		Korea,south	32,699,184	7,457,414	13,306
		Taiwan	3,422,321	971,933	38
		China	12,347,393	3,213,010	63,777
		Thailand	817,527	408,310	-
		Singapore	5,841,952	2,869,044	64,461
		Philippines	651,085	119,333	-
		Malaysia	1,868,110	460,253	101,693
		Vietnam	9,734,019	1,459,746	-
		India	315,758	165,220	-
		Pakistan	84,449	21,496	-
		Sri Lanka	1,094,733	428,023	-
		Batam	-	-	16,777
		Iran	987,950	432,793	-
		Arabia, Saud	4,778,637	2,336,785	-
		Kuwait	1,075,632	750,444	-
		Jordan	5,095,826	1,939,482	-
		Syria	9,802,393	2,325,659	-
		Arab Emirates, Unite	11,786,222	6,925,764	-
		Oatar	664,723	329,888	-
		Bahrain	731,683	409,142	-
		Egypt	14,538,344	3,027,925	-
		Libya	555,570	308,710	-
		Algeria	20,646,482	8,837,092	-
		Reunion	22,740	31,344	-
		Nigeria	21,850	25,008	-
		U.s. Virgin Islands	162,033	29,556	-
		Niger	23,500	24,067	-
		South Africa	353,774	299,196	-
		Mauritius	964,636	484,844	-
		Australia	2,856,605	2,307,456	-
		New Zealand	66,523	50,798	-
		American Samoa	26,100	16,878	-
			66,706	57,071	-
		United States	15,854,901	7,131,953	-
		Canada	1,958,019	869,433	-
		Mexico	564,687	210,751	-
		Guatemala	573,657	275,860	-
		Brazil	86,884	57,501	-
		Ecuador	23,025	18,626	-
		Guyana	21,643	22,523	-
		French Guiana	15,235	16,319	-
		United Kingdom	16,465,589	9,114,722	-
		Netherlands	15,151,909	12,220,032	3,069
		France	1,341,671	849,654	-
		Germany	17,709,226	12,700,465	403
		Belgium	19,930,417	11,727,316	-
		Denmark	2,829,144	1,941,050	-
		Sweden	43,158	22,302	-
		Finland	80,895	74,118	-
		Italy	3,301,527	3,254,639	-
		Spain	24,424	15,695	-
		Greece	176,805	133,206	-
		Poland	336,212	351,136	-
		Bulgaria	309,733	314,400	-
		Ukraine	164,585	153,837	-
		Georgia	110,455	99,286	1,236
		Slovenia	169,337	114,027	-

Tabel 22. Lanjutan
Table 22. Continued

Komoditi/Commodity		Ekspor/Export		Import/
SITC	Negara/Country	Berat Bersih Net Weight (Kg)	Nilai FOB FOB Value (US\$)	Berat Bersih Net Weight (Kg)
(1)	(2)	(4)	(5)	(6)
	Subtotal	259,659,055	122,216,972	264,760
635	Wood Manufactures,n.e.s			
	Japan	27,431,820	14,027,501	-
	Hongkong	4,208,424	1,919,109	1,220
	Korea,south	7,575,689	4,297,231	-
	Taiwan	2,901,121	1,453,480	916
	China	15,321,772	5,754,397	21,305
	Mongolia	9,472	7,740	-
	Papua New Guinea	18,900	18,660	-
	Thailand	104,038	45,446	-
	Singapore	3,115,357	2,958,673	1,199
	Philippines	27,513	31,026	-
	Malaysia	5,172,563	2,370,570	1,662
	Brunei Darussalan	119,200	90,122	-
	Vietnam	264,145	108,334	-
	India	60,490	34,188	-
	Sri Lanka	205,389	96,954	-
	Afghanistar	14,372	7,019	-
	Batam	-	-	10,000
	Iran	11,060	12,990	-
	Arabia, Saud	676,154	333,935	-
	Kuwait	89,600	24,729	-
	Jordan	185,202	148,094	-
	Turkev	24,194	53,326	-
	Arab Emirates, Unitec	1,694,484	612,159	-
	Qatar	35,535	28,974	-
	Bahrain	106,934	85,232	-
	Egypt	44,924	38,224	-
	Tunisia	47,228	7,120	-
	Sudan	24,592	20,609	-
	Reunion	504,672	532,970	-
	Niger	32,126	34,485	-
	Djibouti	11,850	7,218	-
	St. Helena	70,634	31,406	-
	South Africa	5,849,894	4,470,114	-
	Malawi	19,500	3,780	-
	Mauritius	43,250	19,357	-
	Rwanda	12,879	13,800	-
	Australia	6,724,890	6,802,105	1,259
	New Zealand	292,976	396,833	-
	Guam	12,682	10,070	-
	New Caledonia	317,192	150,412	-
	American Samoa	18,385	21,996	-
	United States	6,462,515	6,920,786	23
	Canada	601,768	477,269	-
	Mexico	44,083	42,292	-
	Cuba	17,545	14,606	-
	Chile	44,313	79,548	-
	Antigua And Barbud	18,000	4,411	-
	United Kingdom	9,263,583	10,253,344	-
	Netherlands	11,417,015	8,146,218	39,976
	France	652,657	569,967	-
	Germany	2,563,303	2,426,616	10,473
	Belgium	4,818,533	3,281,813	-
	Switzerland	24,990	28,392	-
	Luxembourg	37,478	34,109	-
	Denmark	3,587,004	4,202,311	-
	Norway	1,215,987	1,593,676	-
	Sweden	573,297	749,424	-
	Finland	369,965	423,512	-
	Ireland	509,656	626,526	-
	Italy	1,309,713	1,385,407	-
	Spain	238,184	345,615	-
	Portugal	133,259	247,664	-
	Greece	97,302	120,811	-
	Poland	264,661	250,964	-
	Bulgaria	135,275	118,671	-
	Ukraine	63,095	40,502	-
	Lithuania	22,662	34,557	-

Tabel 22. Lanjutan
Table 22. Continued

Komoditi/Commodity			Ekspor/Export		Import/
SITC		Negara/Country	Berat Bersih Net Weight (Kg)	Nilai FOB FOB Value (US\$)	Berat Bersih Net Weight (Kg)
(1)	(2)	(3)	(4)	(5)	(6)
		Croatia	16,155	4,251	-
		South Georgia And The South S	37,970	22,514	-
		Russian Federatior	26,577	27,802	-
		Subtotal	127,967,647	89,553,966	88,033
641	Paper And Paperboard				
		Japan	9,640	4,948	40,893
		Hongkong	-	-	18,694
		Korea,south	412,846	786,067	2,987
		Taiwan	374,350	125,565	1,032,837
		China	729,527	1,382,245	250,759
		Papua New Guinea	41,233	80,059	-
		Thailand	68,234	112,837	436
		Singapore	-	-	66,551
		Philippines	72,900	160,986	143,181
		Malaysia	540,715	264,645	502,110
		Cambodia	1,272	8,641	-
		India	19,442	26,470	-
		Arabia, Saud	47,879	92,375	-
		Arab Emirates, Unitec	15,684	27,689	-
		Egypt	5,209	2,800	-
		South Africa	-	-	46,190
		Australia	121,834	184,203	-
		United States	59,639	39,592	62,357
		Germany	7	4	600,624
		Switzerland	-	-	9,460
		Sweden	-	-	4,497,955
		Finland	-	-	11,872
		Italy	3,850	1,742	-
		Spain	-	-	157,426
		Czech Republic	-	-	46,325
		Subtotal	2,524,261	3,300,868	7,490,657
642	Paper And Paperboard Cut To Size Or Shape And Articles Of Paper				
		Japan	34,325	55,551	16,740
		Hongkong	208	1,135	4,922
		Korea,south	-	-	387
		Taiwan	3,484,459	1,079,615	53,645
		China	68,338	23,390	82,785
		Thailand	-	-	99,667
		Singapore	727	2,528	60,100
		Philippines	-	-	21,687
		Malaysia	119,564	80,153	31,790
		Brunei Darussalan	142	717	-
		Vietnam	-	-	59
		India	-	-	37
		Pakistan	25	54	-
		Sri Lanka	5,224	1,118	-
		Kuwait	-	-	64,800
		Australia	3,032	13,372	41,082
		New Zealand	9,453	2,500	-
		United States	4,589	5,825	1
		United Kingdom	48	132	10
		Netherlands	7,441	11,186	-
		France	25	50	-
		Germany	862	2,808	54
		Austria	-	-	124,225
		Switzerland	-	-	235
		Denmark	14,671	9,535	-
		Finland	-	-	3
		Spain	287	383	-
		Subtotal	3,753,420	1,290,052	602,229
651	Tetile Yarn				
		Japan	42,499	97,954	33,628
		Hongkong	-	-	7,200
		China	15,603	29,790	20,212
		Singapore	17,808	5,011	-
		Malaysia	47,156	58,374	10,911
		Bangladesh	-	-	44,000
		Batam	-	-	3
		United States	-	-	64,707

Tabel 22. Lanjutan
Table 22. Continued

Komoditi/Commodity		Ekspor/Export		Impor/
SITC	Negara/Country	Berat Bersih Net Weight	Nilai FOB FOB Value	Berat Bersih Net Weight
(1)	(2)	(Kg) (4)	(US\$) (5)	(Kg) (6)
	Canada	-	-	91,853
	Netherlands	950	1,235	-
	Germany	-	-	86
	Switzerland	-	-	1
	Subtotal	124,016	192,364	272,601
652	Cotton Fabrics,woven			
	Japan	14,386	39,976	-
	Hongkong	424	12,744	-
	Singapore	859	10,215	-
	Malaysia	175,481	188,825	-
	Vietnam	6,800	40,639	-
	United States	2,359	26,660	-
	Subtotal	200,309	319,059	-
653	Fabrics,woven,of Man-made Fibres			
	Japan	1,605	2,386	-
	Hongkong	1,128	8,100	-
	Mongolia	1,986	9,999	-
	Singapore	13,599	23,414	-
	Malaysia	100,522	291,650	-
	Sri Lanka	4,104	17,985	-
	Afghanistar	16,608	77,508	-
	Batam	-	-	3
	Arab Emirates, Unitec	5,661	13,491	-
	South Africa	9,777	41,019	-
	Australia	391	2,081	-
	Subtotal	155,381	487,633	3
654	Textile Fabrics,woven,other Than Of Cotton Or Man-made Fibres			
	China	-	-	21,413
	Malaysia	7,984	3,309	-
	Batam	-	-	3
	United States	-	-	590
	Subtotal	7,984	3,309	22,006
655	Knitted Or Crocheted Fabrics			
	Japan	-	-	23,334
	Hongkong	35	252	-
	Malaysia	1,992	211	-
	Egypt	-	-	7,299
	Subtotal	2,027	463	30,633
656	Tulle,lace,embroidery,ribbons,trimmings And Other Small Ware:			
	Hongkong	-	-	109
	Thailand	-	-	170
	Singapore	21	46	-
	Malaysia	84,244	13,012	-
	Italy	750	4,754	-
	Subtotal	85,015	17,812	279
657	Special Yarns,textile Fabrics			
	Japan	8,400	16,832	640
	Hongkong	-	-	1,459
	Korea,south	-	-	2,748
	Taiwan	-	-	188,454
	China	-	-	134,636
	Thailand	-	-	37,692
	Singapore	-	-	218
	Malaysia	35,680	40,965	11,673
	Australia	-	-	580
	Fiji	3,086	18,828	-
	United States	43,130	73,901	59
	United Kingdom	-	-	32,883
	France	-	-	657
	Germany	-	-	3,680
	Finland	-	-	164
	Subtotal	90,296	150,526	415,543
658	Made-up Articles,wholly Or Chiefly Of Textile Materials N.e			
	Japan	15,373	63,200	449
	Hongkong	-	-	1,798
	China	-	-	1,817
	Mongolia	1,798	618	-
	Thailand	-	-	377
	Singapore	53	300	-

Tabel 22. Lanjutan
Table 22. Continued

SITC		Komoditi/Commodity	Ekspor/Export		Impor/
			Berat Bersih Net Weight (Kg)	Nilai FOB FOB Value (US\$)	Berat Bersih Net Weight (Kg)
(1)	(2)	Negara/Country (3)	(4)	(5)	(6)
		Malaysia	2,455,930	1,498,920	863
		Myanmar (burma)	36,605	42,240	-
		Vietnam	68,634	82,300	-
		Bangladesh	-	-	780,591
		Australia	-	-	51
		United States	4,089	38,167	-
		Netherlands	7,962	70,116	-
		Spain	297	399	-
		Subtotal	2,590,741	1,796,260	785,946
659	Floor Coverings,etc				
		China	-	-	2,938
		Malaysia	-	-	3,000
		Vietnam	12,150	24,787	-
		Subtotal	12,150	24,787	5,938
661	Lime,cement And Fabricated Construction Materials				
		Japan	6,532	14,435	-
		Hongkong	289	8,694	-
		Korea,south	18,150	10,480	-
		Taiwan	-	-	18,800
		China	19,600	12,525	463,175
		Singapore	2,151	1,113	2,687,200
		Malaysia	16,171,469	352,988	33,879,276
		Bangladesh	17,437,858	323,745	-
		Arabia, Saud	-	-	1,711,829
		Arab Emirates, Unitec	-	-	746,400
		United Kingdom	-	-	128,780
		Germany	-	-	26
		Italy	584	792	-
		Spain	-	-	39
		Subtotal	33,656,633	724,772	39,635,525
662	Clay Construction Materials And Refactory Construction Materia				
		Japan	724	1,600	833,820
		Hongkong	-	-	22,881
		Korea,south	231,880	41,602	-
		Taiwan	-	-	1,100,479
		China	-	-	4,450,055
		Thailand	-	-	19,437
		Singapore	-	-	121,275
		Malaysia	1,129,212	184,989	571,640
		Pakistan	3,420	2,714	-
		Australia	63,439	13,196	117,833
		United States	-	-	1,152,115
		United Kingdom	-	-	87,857
		Germany	-	-	816,342
		Belgium	-	-	20,400
		Switzerland	-	-	197,328
		Denmark	-	-	355,623
		Finland	-	-	21,000
		Italy	-	-	175,555
		Spain	272	364	-
		Hungary	-	-	5,775
		Subtotal	1,428,947	244,465	10,069,415
663	Mineral Manufactures,n.e.s				
		Japan	955	2,112	55,950
		Hongkong	-	-	12,207
		Korea,south	-	-	1,224
		Taiwan	-	-	121,579
		China	-	-	1,099,478
		Thailand	-	-	44,930
		Singapore	9,110	18,021	13,399
		Philippines	-	-	260,000
		Malaysia	318,069	110,032	427,304
		Vietnam	588	4,880	-
		India	-	-	15,058
		Pakistan	32,218	84,960	-
		South Africa	2,131	5,292	-
		Australia	-	-	6,817
		United States	21,600	2,880	1,368
		Brazil	-	-	29

Tabel 22. Lanjutan
Table 22. Continued

SITC		Komoditi/Commodity	Negara/Country	Ekspor/Export		Import/
				Berat Bersih Net Weight (Kg)	Nilai FOB FOB Value (US\$)	Berat Bersih Net Weight (Kg)
(1)	(2)	(3)	(4)	(5)	(6)	
		United Kingdom	-	-	17,458	
		Netherlands	-	-	22,266	
		Germany	-	-	8,904	
		Austria	-	-	60,443	
		Italy	-	-	12	
		Spain	2,945	3,942	-	
		Subtotal	387,616	232,119	2,168,426	
664	Glass	Japan	42,289	86,948	111,778	
		Hongkong	19,256	6,341	1,235	
		Korea,south	444,643	221,107	16,000	
		Taiwan	410,277	523,545	40,588	
		China	-	-	7,797,835	
		Thailand	1,892,716	551,803	459,499	
		Singapore	322,227	213,189	24,770	
		Philippines	211,072	56,062	-	
		Malaysia	6,562,484	1,424,686	40,280	
		Myanmar (burma)	329,673	84,835	-	
		Cambodia	229,235	58,296	-	
		Brunei Darussalan	20,175	6,304	-	
		Vietnam	759,218	240,266	-	
		India	718,990	387,719	88	
		Pakistan	200,073	63,665	-	
		Bangladesh	1,135,426	210,141	-	
		Batam	-	-	425,587	
		Arabia, Saud	408,087	149,862	-	
		Kuwait	80,866	30,390	-	
		Jordan	19,602	6,171	-	
		Turkey	97,200	27,540	-	
		Arab Emirates, Unitec	40,320	13,020	-	
		Bahrain	16,703	5,866	-	
		Cyprus	60,926	20,704	-	
		Egypt	98,639	32,070	-	
		Tanzania	20,160	6,528	-	
		Madagascar	234,000	81,903	-	
		Kenya	303,158	56,807	-	
		Reunion	57,024	19,086	-	
		Senegal	19,958	7,392	-	
		South Africa	3,079,262	695,267	-	
		Zimbabwe	20,448	7,242	-	
		Mauritius	63,080	15,447	-	
		Zaire	39,206	14,520	-	
		Australia	2,326,983	467,431	270	
		American Samoa	18,904	6,652	-	
		United States	882,135	311,671	23	
		Canada	16,511	5,844	-	
		Mexico	80,640	16,512	-	
		Guatemala	174,085	56,721	-	
		Brazil	724,749	99,709	-	
		Puerto Rico	237,888	76,090	-	
		El Salvador	16,805	5,952	-	
		Netherlands Antilles	20,107	7,493	-	
		United Kingdom	-	-	99	
		Germany	-	-	12,097	
		Finland	141,120	44,436	-	
		Italy	1,002,240	327,266	-	
		Spain	18,705	6,625	-	
		Greece	60,480	20,580	-	
		Ukraine	41,202	7,828	-	
		Subtotal	23,718,947	6,785,532	8,930,149	
665	Glassware	Japan	9,682	6,517	31	
		Hongkong	562	300	6	
		Korea,south	66,003	37,850	565,717	
		Taiwan	37,589	36,355	50,850	
		China	440,820	170,914	50,118	
		Thailand	166,339	60,142	-	
		Singapore	420,012	170,976	1,262	
		Philippines	715,180	120,546	-	

Tabel 22. Lanjutan
Table 22. Continued

Komoditi/Commodity		Ekspor/Export		Impor/
SITC	Negara/Country	Berat Bersih Net Weight	Nilai FOB FOB Value	Berat Bersih Net Weight
(1)	(2)	(Kg) (4)	(US\$) (5)	(Kg) (6)
	Malaysia	313,237	147,455	610,156
	Myanmar (burma)	15,235	3,105	-
	Cambodia	32,959	14,475	-
	Brunei Darussalan	304	1,527	-
	Vietnam	462,698	185,088	-
	India	1,645,654	573,775	187,341
	Pakistan	630,465	322,371	-
	Bangladesh	3,393,927	654,131	-
	Sri Lanka	362,889	113,882	-
	Iran	399,778	228,646	2,866
	Arabia, Saud	502,760	249,337	-
	Jordan	96,358	30,446	-
	Lebanon	149,439	74,471	-
	Yemen	70,366	37,844	-
	Syria	589,666	232,118	-
	Arab Emirates, Unitec	623,636	235,311	1,781,600
	Qatar	11,088	4,026	-
	Egypt	11,791	5,636	-
	Tunisia	76,836	29,057	-
	Algeria	187,293	71,216	-
	Sudan	558,092	80,572	-
	Madagascar	104,269	13,902	-
	Kenya	47,292	12,637	-
	Ghana	18,146	5,651	-
	Cameroon	14,427	1,957	-
	Nigeria	3,017,511	493,986	-
	Sierra Leone	14,970	4,384	-
	Ivory Coast	82,354	18,328	-
	Seychelles	10,363	8,442	-
	South Africa	188,397	95,558	-
	Mauritius	64,874	20,243	-
	Australia	353,767	210,353	18
	New Zealand	26,073	13,847	-
	New Caledonia	12,760	4,096	-
	United States	5,059,635	2,704,846	-
	Canada	565,343	364,534	-
	Mexico	329,356	114,564	-
	Panama	113,571	59,734	-
	Chile	295,545	147,793	-
	Argentina	77,000	30,888	-
	Brazil	39,452	17,207	-
	Colombia	7,522	7,362	-
	Uruguay	52,235	26,054	-
	Ecuador	69,309	30,207	-
	Peru	255,760	104,519	-
	Guyana	23,133	10,311	-
	Costa Rica	17,939	7,322	-
	United Kingdom	73,608	42,387	316
	Netherlands	52,600	23,128	-
	France	9,710	3,531	6,090
	Germany	89,808	55,263	123
	Denmark	75,255	38,964	-
	Sweden	6,938	3,903	-
	Finland	5,328	3,948	-
	Italy	92,030	9,203	4
	Spain	88	140	-
	Greece	24,619	11,779	-
	Poland	116,000	48,357	-
	Lithuania	12,299	4,261	-
	Czech Republic	69,002	28,466	-
	South Georgia And The South S	5,000	6,669	-
	Subtotal	23,483,946	8,706,813	3,256,498
666	Pottery			
	Japan	1,364	5,336	-
	China	-	-	1,753,199
	Singapore	79	449	79,794
	Malaysia	5,110	3,552	125
	Cambodia	-	-	9,849
	United States	960	3,440	-

Tabel 22. Lanjutan
Table 22. Continued

Komoditi/Commodity		Ekspor/Export		Impor/
SITC	Negara/Country	Berat Bersih Net Weight (Kg)	Nilai FOB FOB Value (US\$)	Berat Bersih Net Weight (Kg)
(1)	(2)	(4)	(5)	(6)
	Netherlands	186	336	-
	Spain	297	472	-
	Subtotal	7,996	13,585	1,842,967
667	Pearl, Precious And Semi-precious Stones			
	Malaysia	5,120	767	-
	Subtotal	5,120	767	-
671	Pig Iron,spiegeleisen,sponge Iron,ferro-alloy			
	Japan	-	-	84,000
	Hongkong	-	-	220,000
	Korea,south	1,431,427	2,838,048	20,000
	Taiwan	-	-	9,159
	China	-	-	955,014
	Thailand	-	-	245,995
	Singapore	32	1,370	5,256
	Malaysia	-	-	1,174,000
	India	-	-	212,000
	South Africa	-	-	1,170,958
	Australia	-	-	88,000
	United States	-	-	382,609
	United Kingdom	-	-	32,460
	Austria	-	-	110,000
	Belgium	-	-	1,600
	Switzerland	-	-	210,000
	Norway	-	-	20,000
	Sweden	-	-	4,000
	Subtotal	1,431,459	2,839,418	4,945,051
672	Ingots And Other Primary Forms,of Iron Or Steel			
	Japan	-	-	437,600
	Taiwan	-	-	1,089,660
	China	-	-	21,003
	Singapore	-	-	23,543
	Vietnam	-	-	10,471,200
	United States	-	-	1
	Ukraine	-	-	17,450,652
	Subtotal	-	-	29,493,655
673	Flat Rolled Products Not Clad			
	Japan	-	-	4,936,473
	Korea,south	-	-	1,739,798
	Taiwan	-	-	40
	China	-	-	3,881,930
	Thailand	-	-	466,267
	Singapore	-	-	1,315,523
	Malaysia	3,748	5,148	1,476,718
	India	-	-	212,987
	United States	-	-	136
	United Kingdom	-	-	167,678
	Germany	-	-	4,334
	Ukraine	-	-	5,056,986
	Russian Federatior	-	-	427,646
	Subtotal	3,748	5,148	19,686,516
674	Flat Rolled Product,clad,plate			
	Japan	-	-	500,196
	Hongkong	-	-	7,121
	Korea,south	-	-	222,660
	China	-	-	97,927
	Singapore	-	-	7,007
	Malaysia	632,958	349,020	-
	Subtotal	632,958	349,020	834,911
675	Flat Rolled Product,alloy Steel			
	Japan	-	-	8,573,563
	Hongkong	-	-	793
	Korea,south	-	-	30,718
	Taiwan	-	-	3,033,121
	China	-	-	1,961,743
	Singapore	-	-	679,652
	Malaysia	-	-	165,129
	South Africa	-	-	31,124
	United States	-	-	77,651
	United Kingdom	-	-	3,114

Tabel 22. Lanjutan
Table 22. Continued

SITC	Komoditi/Commodity Negara/Country		Ekspor/Export		Impor/
			Berat Bersih	Nilai FOB	Berat Bersih
			Net Weight	FOB Value	Net Weight
(1)	(2)	(3)	(4)	(5)	(6)
		Germany	-	-	260,640
		Belgium	-	-	20,702
		Spain	-	-	9,885
		Subtotal	-	-	14,847,835
676		Iron And Steel Bar,rods,angels,shaped And Sections			
		Japan	-	-	1,785,964
		Korea,south	-	-	836,308
		Taiwan	-	-	52,369
		China	-	-	8,178,040
		Thailand	-	-	399,653
		Singapore	-	-	1,375,617
		Malaysia	1,840,850	711,706	126,956
		India	-	-	32,633
		Batam	-	-	182,687
		Sudan	-	-	2,312
		Australia	-	-	214,248
		United States	-	-	3,824
		United Kingdom	-	-	29,650
		France	-	-	318
		Germany	-	-	90,631
		Luxembourg	-	-	892,200
		Denmark	-	-	214
		Italy	-	-	1,003
		Spain	-	-	193,512
		Subtotal	1,840,850	711,706	14,398,135
677		Rail And Railway Tract Construction Material Of Iron Or Ste			
		Japan	-	-	26,498
		Korea,south	-	-	18,513
		Taiwan	-	-	17
		China	-	-	2,603,402
		Singapore	-	-	253,619
		Malaysia	-	-	45,458
		United States	-	-	111
		Subtotal	-	-	2,947,618
678		Wire Of Iron Or Steel			
		Japan	-	-	2,522,576
		Hongkong	-	-	93,660
		Korea,south	-	-	578,106
		Taiwan	-	-	25,322
		China	-	-	4,996,821
		Singapore	-	-	162,987
		Malaysia	347	472	37
		India	-	-	4,530
		Ethiopia	22,500	7,182	-
		Australia	-	-	36,737
		United Kingdom	-	-	1,210
		Italy	-	-	20
		Czech Republic	-	-	2,460,711
		Subtotal	22,847	7,654	10,882,717
679		Tubes,pipes,hollow Profile,pipe Fitting Of Iron Or Ste			
		Japan	-	-	96,794
		Hongkong	-	-	4,642
		Korea,south	-	-	6,673
		Taiwan	317,770	96,014	68,587
		China	-	-	12,986,154
		Thailand	-	-	4,608
		Singapore	140	2,870	678,290
		Malaysia	770,338	219,879	323,481
		Brunei Darussalan	88	41,345	-
		Vietnam	1,041,588	416,892	-
		India	-	-	107,312
		Batam	-	-	59,208
		Sudan	-	-	3,513
		Australia	-	-	14,334
		United States	11,389,226	3,756,100	91,576
		Canada	-	-	7
		Nicaragua	-	-	2
		Argentina	-	-	20,796
		Brazil	-	-	1

Tabel 22. Lanjutan
Table 22. Continued

Komoditi/Commodity		Ekspor/Export		Impor/
SITC	Negara/Country	Berat Bersih Net Weight (Kg)	Nilai FOB FOB Value (US\$)	Berat Bersih Net Weight (Kg)
(1)	(2)	(4)	(5)	(6)
	Netherlands Antilles	-	-	841
	United Kingdom	-	-	25,922
	Netherlands	-	-	2,200
	France	-	-	1,117
	Germany	-	-	419,562
	Belgium	-	-	5
	Switzerland	-	-	2
	Sweden	-	-	7,597
	Finland	-	-	1
	Italy	-	-	20,103
	Spain	-	-	623,331
	Iceland	-	-	18,290
	Romania	-	-	542,120
	Subtotal	13,519,150	4,533,100	16,127,065
682	Copper			
	Japan	-	-	2,900
	Hongkong	111,718	152,474	113,169
	Korea,south	-	-	1,007
	Taiwan	-	-	17,732
	China	245,277	311,007	77,215
	Thailand	-	-	3,857
	Singapore	-	-	14,535
	Malaysia	-	-	1,002
	India	-	-	1,953
	United Kingdom	-	-	49
	Germany	203,173	79,290	2,368
	Subtotal	560,168	542,771	235,787
683	Nickel			
	Hongkong	-	-	120
	Taiwan	-	-	6,823
	Australia	-	-	18,696
	Subtotal	-	-	25,639
684	Aluminium			
	Japan	94,977,796	132,306,067	2,032
	Hongkong	42,586	15,372	44
	Korea,south	-	-	49,715
	Taiwan	83	241	49,506
	China	-	-	1,721,917
	Singapore	821,767	1,278,782	822,155
	Malaysia	6,216,900	9,286,216	277,890
	India	-	-	2,674,698
	Iran	-	-	326,050
	Arab Emirates, Unitec	4,000,475	5,718,799	-
	Australia	6,052	30,179	4,307,215
	United States	540	2,388	70,934
	United Kingdom	-	-	2,146
	Germany	50	166	-
	Subtotal	106,066,249	148,638,210	10,304,302
685	Lead			
	Japan	-	-	39,233
	China	-	-	50,332
	Canada	-	-	20,447
	Subtotal	-	-	110,012
686	Zinc			
	Japan	-	-	823,887
	Korea,south	-	-	1,682,091
	China	-	-	677,961
	Singapore	-	-	523,432
	Malaysia	-	-	673,802
	Vietnam	-	-	18,015
	India	45,846	9,169	-
	South Africa	-	-	5,750
	Australia	-	-	2,815,019
	United States	-	-	63,250
	Canada	-	-	686,868
	Peru	-	-	22,286
	Netherlands	490	997	-
	Finland	-	-	3,000
	Uzbekistan	-	-	206,758

Tabel 22. Lanjutan
Table 22. Continued

SITC	Komoditi/Commodity		Ekspor/Export		Impor/
	Negara/Country		Berat Bersih	Nilai FOB	Berat Bersih
			Net Weight	FOB Value	Net Weight
(1)	(2)	(3)	(KRp) (4)	(US\$) (5)	(KRp) (6)
		Subtotal	46,336	10,166	8,202,119
687	Tin				
		China	-	-	17,851
		Singapore	-	-	103
		Malaysia	-	-	490
		Batam	-	-	5,076
		United States	-	-	60
		Germany	-	-	6
		Subtotal	-	-	23,586
689	Miscellaneous Non-ferrous Base Metals Employed In Metallurgy				
		China	-	-	19,188
		Singapore	1,019	1,600	-
		Malaysia	210	126	-
		Germany	-	-	1,400
		Subtotal	1,229	1,726	20,588
691	Structures And Parts Of Iron,steel Or Aluminium				
		Japan	2,925,126	4,145,041	26
		China	-	-	49,695
		Singapore	1,892,866	5,147,476	1,332
		Philippines	7,193	148,750	-
		Malaysia	104,571	177,026	92,653
		Vietnam	-	-	3,348
		India	26,525	66,388	-
		Iran	1,263	947	-
		Australia	1,059,175	2,258,979	-
		Netherlands	-	-	10,000
		Subtotal	6,016,719	11,944,607	157,054
692	Metal Containers For Storage And Transport				
		Japan	-	-	91,200
		Korea,south	-	-	74,550
		Taiwan	-	-	162,062
		China	-	-	64,458
		Thailand	178,200	13,590	29,148
		Singapore	51,222	154,826	378,602
		Malaysia	59,400	4,530	39,318
		India	-	-	271
		Batam	-	-	10,494
		Australia	16,751	44,093	-
		United States	187,188	158,615	4,137,280
		United Kingdom	-	-	11
		Germany	-	-	8,065
		Poland	3,397	6,333	8,960
		Subtotal	496,158	381,987	5,004,419
693	Wire Product And Fencing Grills				
		Japan	-	-	73,059
		Hongkong	-	-	160
		Taiwan	-	-	3,440
		China	-	-	566,617
		Singapore	-	-	16,650
		Malaysia	100	13	78,071
		India	-	-	200
		Australia	-	-	1
		United States	-	-	265
		Canada	-	-	29,435
		Mexico	-	-	1
		United Kingdom	-	-	1,472
		Netherlands	-	-	1
		Germany	-	-	5,211
		Switzerland	-	-	224
		Sweden	-	-	200
		Italy	-	-	1,303
		Czech Republic	959	570	-
		Subtotal	1,059	583	776,310
694	Nails,screws,nuts,bolts,rivets In The Like Of Iron,steel/copp				
		Japan	1	1	4,646
		Hongkong	2,185	7,680	11,429
		Korea,south	47	47	559,038
		Taiwan	11	32	24,678
		China	-	-	783,414

Tabel 22. Lanjutan
Table 22. Continued

SITC		Komoditi/Commodity	Ekspor/Export		Import/
			Berat Bersih Net Weight (Kg)	Nilai FOB FOB Value (US\$)	Berat Bersih Net Weight (Kg)
(1)	(2)	Negara/Country (3)	(4)	(5)	(6)
		Thailand	-	-	1,788
		Singapore	7	35	140,624
		Malaysia	105	79	372,935
		Vietnam	-	-	139,200
		India	-	-	1,741
		Ethiopia	22,500	6,925	-
		Australia	-	-	8,813
		Cocos (killing) Inc	-	-	17,056
		United States	653,730	216,350	120,922
		Mexico	-	-	1
		Nicaragua	-	-	5
		Brazil	-	-	7
		Netherlands Antilles	-	-	17,214
		United Kingdom	-	-	1,719
		Netherlands	-	-	3,758
		France	-	-	7,465
		Germany	-	-	16,125
		Belgium	-	-	5
		Switzerland	-	-	1
		Sweden	-	-	1
		Finland	-	-	11
		Italy	-	-	850
		Subtotal	678,586	231,149	2,233,446
695		Tools For Use In The Hand Or In Machines			
		Japan	-	-	143,573
		Hongkong	-	-	9,303
		Korea,south	-	-	6
		Taiwan	-	-	12,290
		China	-	-	648,831
		Thailand	-	-	9,508
		Singapore	26,736	86,852	19,753
		Malaysia	-	-	24,613
		India	-	-	67,099
		Batam	-	-	361
		Turkey	7,998	64,446	-
		Australia	-	-	13
		United States	-	-	1,294
		Canada	-	-	124
		Mexico	-	-	1
		Brazil	-	-	1
		United Kingdom	-	-	5,625
		Germany	-	-	9,007
		Sweden	-	-	190
		Italy	-	-	3,348
		Subtotal	34,734	151,298	954,940
696		Cutlery			
		Hongkong	-	-	1,544
		Taiwan	-	-	11,093
		China	-	-	167,314
		Thailand	-	-	437
		Malaysia	-	-	15,592
		Australia	-	-	1
		United States	-	-	145
		Canada	5,405	23,466	-
		Germany	-	-	159
		Belgium	-	-	17
		Subtotal	5,405	23,466	196,302
697		Household Equipment Of Base Metal.n.e.s			
		Japan	19,042	57,074	384
		Hongkong	-	-	4,720
		Korea,south	-	-	11,760
		Taiwan	-	-	187
		China	-	-	216,361
		Thailand	-	-	43,218
		Singapore	4,717	22,788	-
		Malaysia	8,193	45,942	27,761
		Vietnam	23,316	42,486	-
		India	8,679	17,784	47,543
		Arabia, Saud	7,644	32,504	-

Tabel 22. Lanjutan
Table 22. Continued

SITC		Komoditi/Commodity	Ekspor/Export		Impor/
			Berat Bersih Net Weight (Kg)	Nilai FOB FOB Value (US\$)	Berat Bersih Net Weight (Kg)
(1)	(2)	Negara/Country (3)	(4)	(5)	(6)
		United States	205,865	368,857	162,212
		Canada	32,102	67,969	-
		Panama	31,314	52,166	-
		Peru	21,502	46,166	-
		Italy	-	-	150
		Spain	679	1,641	-
		Subtotal	363,053	755,377	514,296
699		Manufactures Of Base Metal N.e.s			
		Japan	4,466	2,305	28,241
		Hongkong	-	-	17,527
		Korea,south	-	-	182,236
		Taiwan	29	110	104,609
		China	-	-	2,258,475
		Thailand	223	55	8,494
		Singapore	20,772	13,444	107,549
		Malaysia	21,675	15,997	479,438
		India	-	-	8,261
		Batam	-	-	21,849
		Turkey	14	1,220	-
		Australia	482	1,223	3,274
		United States	1,314	2,454	4,592
		Mexico	-	-	6
		Netherlands Antilles	-	-	604
		United Kingdom	-	-	53,158
		Netherlands	-	-	3,665
		Germany	-	-	6,949
		Belgium	-	-	55
		Sweden	-	-	137
		Italy	-	-	866
		Slovenia	-	-	12,505
		Subtotal	48,975	36,808	3,302,648
711		Steam And Other Vapour Generating Boilers And Parts			
		Japan	-	-	67
		China	-	-	4,350
		Singapore	-	-	166,788
		Malaysia	29,704	141,999	564,005
		India	-	-	2,500
		Cameroon	6,989	35,380	-
		United Kingdom	-	-	10
		Germany	54,000	112,509	110,393
		Switzerland	-	-	358
		Italy	-	-	2,700
		Subtotal	90,693	289,888	851,171
712		Steam Or Oth Gen.boilers & Parts			
		Japan	-	-	97,578
		Taiwan	-	-	105
		Singapore	-	-	15,760
		Malaysia	-	-	86,529
		United States	600	434	12
		United Kingdom	-	-	539
		Germany	-	-	36,900
		Finland	-	-	547
		Subtotal	600	434	237,970
713		Internal Combustion Piston Engines And Parts			
		Japan	-	-	137,177
		Hongkong	-	-	681
		Korea,south	-	-	22,551
		Taiwan	-	-	22,874
		China	-	-	8,656,601
		Thailand	-	-	5,407
		Singapore	69,977	595,143	38,556
		Malaysia	1,530	4,500	252,287
		Vietnam	-	-	12,136
		India	-	-	9,559
		Australia	-	-	149
		United States	-	-	61,097
		Canada	-	-	4
		Brazil	-	-	307

Tabel 22. Lanjutan
Table 22. Continued

SITC	Komoditi/Commodity Negara/Country		Ekspor/Export		Impor/
			Berat Bersih	Nilai FOB	Berat Bersih
			Net Weight	FOB Value	Net Weight
(1)	(2)	(3)	(4)	(5)	(6)
		United Kingdom	-	-	1,422
		France	-	-	63
		Germany	-	-	691
		Austria	-	-	16
		Switzerland	-	-	97,175
		Denmark	-	-	65
		Italy	-	-	12,863
		Subtotal	71,507	599,643	9,331,681
714		Engines And Motors,non-electric,parts N.e.s			
		Japan	-	-	63,752
		Singapore	-	-	3,293
		United States	-	-	297
		United Kingdom	-	-	44
		Germany	-	-	5,132
		Subtotal	-	-	72,518
716		Rotating Electric Plant And Parts Thereof,n.e.			
		Japan	-	-	153,535
		Hongkong	-	-	2,655
		Korea,south	-	-	8,611
		Taiwan	-	-	18,270
		China	-	-	1,646,014
		Thailand	-	-	32
		Singapore	47,885	30,372	420,022
		Malaysia	-	-	65,988
		India	-	-	10,917
		Mauritius	-	-	1,742
		United States	-	-	32,387
		Canada	-	-	361
		Brazil	-	-	14,760
		United Kingdom	-	-	78,228
		France	-	-	90
		Germany	-	-	117,040
		Belgium	-	-	144
		Italy	-	-	8,068
		Poland	-	-	2,254
		Subtotal	47,885	30,372	2,581,118
718		Other Power Generating Machinery And Parts Thereof,n.e.s			
		Japan	-	-	8,629
		Hongkong	-	-	234
		Korea,south	-	-	188
		Taiwan	-	-	24,506
		China	-	-	385
		Singapore	-	-	10,732
		Malaysia	-	-	21,472
		Turkey	-	-	2,283
		Australia	-	-	2,126
		United States	-	-	3,814
		United Kingdom	-	-	13
		France	-	-	8,000
		Germany	-	-	10,549
		Subtotal	-	-	92,931
721		Agricultural Machinery And Parts			
		Japan	-	-	46
		Korea,south	-	-	22,133
		Taiwan	-	-	27,059
		China	-	-	446,834
		Thailand	-	-	3,605
		Singapore	1,503	6,790	63,224
		Malaysia	6,885	8,953	486,008
		India	-	-	41,386
		Australia	-	-	11,918
		New Zealand	-	-	53,300
		United States	-	-	86,106
		Canada	-	-	22,985
		United Kingdom	-	-	27,786
		Netherlands	-	-	39,873
		Germany	-	-	155,518
		Belgium	-	-	11,700
		Denmark	-	-	2,241

Tabel 22. Lanjutan
Table 22. Continued

SITC	Komoditi/Commodity Negara/Country		Ekspor/Export		Impor/
			Berat Bersih	Nilai FOB	Berat Bersih
			Net Weight	FOB Value	Net Weight
(1)	(2)	(3)	(4)	(5)	(6)
		Subtotal	8,388	15,743	1,501,722
722		Tractors			
		Malaysia	2,000	3,158	-
		United States	-	-	8,399
		Brazil	-	-	14,592
		Belgium	-	-	49,945
		Subtotal	2,000	3,158	72,936
723		Civil Engineering And Contractor Plant And Equipment And Part			
		Japan	380	3,423	2,702,688
		Korea,south	-	-	52,983
		Taiwan	-	-	4,905
		China	-	-	275,332
		Thailand	-	-	120,272
		Singapore	10,348	94,469	215,687
		Malaysia	3,546	12,339	7,939
		Batam	-	-	9,218
		Australia	-	-	602
		United States	-	-	122,998
		Canada	-	-	6
		Mexico	-	-	37
		Nicaragua	-	-	20
		Brazil	-	-	23,159
		United Kingdom	-	-	56,967
		France	-	-	21
		Germany	-	-	9,935
		Austria	-	-	15
		Switzerland	-	-	50
		Sweden	-	-	3,450
		Finland	-	-	112
		Italy	-	-	42,926
		Subtotal	14,274	110,231	3,649,322
724		Textile And Leather Machinery, and Parts Thereof, n.e.			
		Japan	-	-	13,541
		Hongkong	-	-	76,192
		Korea,south	-	-	12
		Taiwan	-	-	2,190
		China	-	-	162,582
		Thailand	-	-	3,640
		Malaysia	4,000	1,000	312
		India	-	-	3,355
		Australia	-	-	5
		United States	5,000	15,400	4,066
		Germany	-	-	1
		Italy	-	-	682
		Spain	-	-	39
		Subtotal	9,000	16,400	266,617
725		Paper Mill And Pulp Mill Machinery, paper Cutting Machine			
		Japan	-	-	91,785
		Hongkong	-	-	6,803
		Korea,south	-	-	359
		Taiwan	-	-	256,380
		China	-	-	6,673
		Singapore	2,050	71,500	58,412
		Malaysia	-	-	13,900
		Turkey	-	-	77,900
		Australia	-	-	283
		United States	-	-	13,810
		Mexico	-	-	2
		Netherlands	-	-	113
		France	169	9,308	48,776
		Germany	-	-	16,573
		Austria	-	-	65
		Switzerland	-	-	18,198
		Sweden	-	-	2,381
		Hungary	-	-	1,030
		Subtotal	2,219	80,808	613,443
726		Printing And Bookbinding Machinery And Parts Thereof, n.e.			
		Japan	-	-	54,491
		Taiwan	-	-	81,803

Tabel 22. Lanjutan
Table 22. Continued

SITC	Komoditi/Commodity		Ekspor/Export		Import/
		Negara/Country	Berat Bersih	Nilai FOB	Berat Bersih
			Net Weight	FOB Value	Net Weight
(1)	(2)	(3)	(Kg) (4)	(US\$) (5)	(Kg) (6)
		China	-	-	216,484
		Singapore	165	2,198	-
		Malaysia	-	-	4,587
		Australia	2,268	4,000	1,903
		United States	-	-	63,029
		United Kingdom	-	-	26,700
		Netherlands	-	-	918
		Germany	-	-	29,189
		Subtotal	2,433	6,198	479,104
727		Food-processing Machines And Parts Thereof,n.e.s			
		Japan	-	-	8,438
		Taiwan	-	-	45,764
		China	-	-	535,104
		Thailand	-	-	91,456
		Singapore	1,775	656	9,512
		Malaysia	-	-	868,255
		India	-	-	16,600
		Australia	620	4,300	2,132
		United States	-	-	41,371
		United Kingdom	-	-	674
		Netherlands	-	-	5,528
		Germany	-	-	188,105
		Belgium	-	-	303
		Italy	-	-	663
		Subtotal	2,395	4,956	1,813,905
728		Other Machine And Equipment Specialized For Particular Industr			
		Japan	-	-	208,839
		Hongkong	-	-	18,710
		Korea,south	-	-	164,112
		Taiwan	23,825	37,420	316,016
		China	12,800	11,870	611,366
		Thailand	341,596	458,933	85,949
		Singapore	125,392	3,540	71,043
		Malaysia	183,491	163,744	1,284,754
		Laos	128	890	-
		India	-	-	1,825
		Afghanistar	2,500	12,240	-
		Iran	110,029	166,641	-
		Turkey	972	3,484	-
		Tanzania	229,376	233,238	-
		Kenya	130,816	92,877	-
		Ghana	595,036	509,436	-
		South Africa	804	1,450	-
		Mauritius	-	-	15,768
		Australia	3,543,542	4,358,450	126,113
		New Zealand	16,900	25,567	-
		United States	1,173,032	1,043,222	47,125
		Brazil	-	-	20,000
		United Kingdom	-	-	9,860
		France	-	-	36,165
		Germany	-	-	36,068
		Austria	-	-	2,013
		Belgium	-	-	4,335
		Switzerland	-	-	3,704
		Denmark	-	-	2,300
		Sweden	-	-	262
		Italy	-	-	57,931
		Spain	99,184	126,387	5,130
		Subtotal	6,589,423	7,249,389	3,129,388
731		Machine-tools By Removing Metal			
		Japan	-	-	26,847
		Hongkong	3,500	5,000	91
		Korea,south	-	-	1,653
		Taiwan	-	-	102,958
		China	20,757	5,025	492,854
		Singapore	-	-	424
		Malaysia	3,500	3,377	9,785
		Australia	-	-	18
		United States	-	-	38,404

Tabel 22. Lanjutan
Table 22. Continued

Komoditi/Commodity		Ekspor/Export		Impor/Import
SITC	Negara/Country	Berat Bersih Net Weight (Kg)	Nilai FOB FOB Value (US\$)	Berat Bersih Net Weight (Kg)
(1)	(2)	(4)	(5)	(6)
	United Kingdom	-	-	1
	Germany	-	-	26,462
	Austria	-	-	250
	Russian Federatio	-	-	9,289
	Subtotal	27,757	13,402	709,036
733	Machine-tool For Working Metal			
	Japan	-	-	10,009
	Taiwan	5,670	6,400	104,763
	China	-	-	248,114
	Singapore	50	1,310	2,312
	Malaysia	-	-	7,171
	United States	-	-	1,560
	United Kingdom	-	-	690
	Sweden	-	-	15,300
	Italy	-	-	17,600
	Subtotal	5,720	7,710	407,519
735	Part,nes For Machine Tools			
	Taiwan	-	-	13,761
	China	-	-	17,174
	Thailand	-	-	10,314
	Singapore	-	-	20
	Malaysia	-	-	5,197
	Denmark	-	-	60
	Subtotal	-	-	46,526
737	Metal Working Machinery And Part			
	Japan	-	-	70,629
	Hongkong	-	-	7
	Korea,south	-	-	75
	Taiwan	-	-	45,535
	China	-	-	139,450
	Thailand	299	1,145	6,666
	Singapore	-	-	6,344
	Malaysia	13,835	262,277	877,710
	India	-	-	18,700
	Batam	-	-	11,361
	Australia	-	-	29
	United States	-	-	23,460
	France	-	-	564
	Germany	-	-	43,018
	Switzerland	-	-	209,805
	Sweden	-	-	408
	Italy	-	-	3,196
	Subtotal	14,134	263,422	1,456,957
741	Heating And Cooling Equipment And Parts Thereof,n.e.s			
	Japan	-	-	25,029
	Hongkong	-	-	6,280
	Korea,south	-	-	6,477
	Taiwan	21,014	18,260	450,958
	China	553,369	210,592	358,345
	Thailand	-	-	37,081
	Singapore	16,644	22,271	44,557
	Malaysia	11,987	21,612	559,958
	Vietnam	-	-	18,456
	India	-	-	9,492
	Pakistan	-	-	80
	Nigeria	52,000	59,050	-
	Mauritius	-	-	7,751
	Australia	-	-	241,575
	United States	-	-	1,730
	Canada	-	-	96,969
	United Kingdom	-	-	19,051
	France	-	-	3,629
	Germany	-	-	6,767
	Germany	-	-	41,728
	Denmark	-	-	2,190
	Sweden	-	-	2,200
	Finland	-	-	3,480
	Italy	-	-	8,450
	Spain	-	-	33

Tabel 22. Lanjutan
Table 22. Continued

Komoditi/Commodity		Ekspor/Export		Impor/
SITC	Negara/Country	Berat Bersih Net Weight (Kg)	Nilai FOB FOB Value (US\$)	Berat Bersih Net Weight (Kg)
(1)	(2)	(4)	(5)	(6)
	Slovakia	-	-	377
	Subtotal	655,014	331,785	1,952,643
742	Pumps For Liquid And Parts			
	Japan	-	-	38,799
	Hongkong	-	-	2,547
	Korea.south	-	-	62
	Taiwan	354	2,000	2,719
	China	-	-	435,375
	Thailand	122	288	712
	Singapore	244	2,580	5,085
	Malaysia	1,103	1,054	214,420
	Vietnam	-	-	9,077
	Swaziland	-	-	113
	Mauritius	-	-	2,709
	Australia	14,000	16,500	10,218
	Cocos (killing) Inc	-	-	15,904
	United States	-	-	43,159
	Canada	-	-	69
	United Kingdom	-	-	409
	France	-	-	712
	Germany	-	-	11,535
	Belgium	20,000	20,080	-
	Denmark	-	-	356
	Sweden	-	-	124
	Italy	-	-	3,903
	Poland	-	-	3,128
	Subtotal	35,823	42,502	801,135
743	Pumps And Compressors;fans & Blowers;centrifuges And Parts			
	Japan	1,100	553,552	34,487
	Hongkong	16,000	430,121	4,497
	Korea.south	-	-	75
	Taiwan	-	-	37,010
	China	-	-	640,477
	Thailand	-	-	1,442
	Singapore	16,177	323,233	67,580
	Malaysia	373	214	347,813
	India	-	-	513
	Batam	-	-	116
	Senegal	-	-	1,362
	Mauritius	-	-	718
	Australia	-	-	356
	Fd Sts Of Micronesia	-	-	3,374
	United States	-	-	268,088
	Canada	-	-	1
	Brazil	-	-	550
	United Kingdom	-	-	1,551
	Netherlands	-	-	3,761
	France	-	-	3
	Germany	-	-	78,828
	Belgium	-	-	1,501
	Switzerland	-	-	143
	Denmark	-	-	25,245
	Sweden	-	-	10
	Finland	-	-	780
	Italy	-	-	4,661
	Subtotal	33,650	1,307,120	1,524,942
744	Mechanical Handling Equipment And Parts Thereof.n.e.s			
	Japan	-	-	313,621
	Hongkong	-	-	373
	Korea.south	-	-	239,620
	Taiwan	-	-	31,802
	China	-	-	223,974
	Thailand	-	-	491,756
	Singapore	600	700	811,665
	Malaysia	585	6,421	70,608
	India	-	-	998
	Batam	-	-	120
	Australia	-	-	2,992
	United States	-	-	32,133

Tabel 22. Lanjutan
Table 22. Continued

SITC	Komoditi/Commodity Negara/Country		Ekspor/Export		Impor/
			Berat Bersih	Nilai FOB	Berat Bersih
			Net Weight (Kg)	FOB Value (US\$)	Net Weight (Kg)
(1)	(2)	(3)	(4)	(5)	(6)
		Argentina	-	-	6,020
		Netherlands Antilles	-	-	698
		United Kingdom	-	-	43
		Netherlands	-	-	223
		France	-	-	21,280
		Germany	-	-	88,899
		Sweden	-	-	41,993
		Finland	-	-	36,691
		Italy	-	-	14,466
		Spain	-	-	37,300
		Subtotal	1,185	7,121	2,467,275
745		Other Non-electrical Machinery,tools And Mechanical Apparatus			
		Japan	-	-	1,481
		Korea,south	-	-	150
		Taiwan	-	-	9,977
		China	5,720	10,000	239,506
		Thailand	-	-	9,145
		Singapore	8,000	5,000	3,111
		Malaysia	7,744	8,020	53,881
		Australia	1,276	14,070	3,846
		United States	-	-	948
		United Kingdom	-	-	2,567
		France	247	15,913	1,002
		Germany	191	621	4,485
		Austria	-	-	3,941
		Belgium	-	-	51
		Finland	-	-	4
		Italy	-	-	17,135
		Subtotal	23,178	53,624	351,230
746		Ball Or Roller Bearing			
		Japan	-	-	9,002
		Hongkong	-	-	266
		Korea,south	-	-	810
		Taiwan	-	-	36,925
		China	-	-	378,325
		Thailand	-	-	2,171
		Singapore	64	1,488	6,926
		Malaysia	-	-	4,795
		India	-	-	1,809
		Australia	-	-	979
		United States	-	-	9,071
		Mexico	-	-	1
		Nicaragua	-	-	1
		Brazil	-	-	72
		United Kingdom	-	-	210
		France	-	-	44
		Germany	-	-	1,513
		Denmark	-	-	166
		Sweden	-	-	562
		Finland	-	-	18
		Italy	-	-	320
		Spain	-	-	22
		Subtotal	64	1,488	454,008
747		Taps,cocks,valves For Pipes			
		Japan	-	-	24,774
		Hongkong	-	-	4,972
		Korea,south	-	-	4,350
		Taiwan	-	-	51,904
		China	5,572	30,702	357,580
		Thailand	-	-	82,135
		Singapore	444	4,939	16,288
		Malaysia	-	-	122,918
		India	-	-	137,239
		Turkey	-	-	33
		Mauritius	-	-	3,983
		Australia	-	-	996
		United States	-	-	6,976
		United Kingdom	-	-	9,578
		Netherlands	-	-	51,219

Tabel 22. Lanjutan
Table 22. Continued

Komoditi/Commodity		Ekspor/Export		Impor/
SITC	Negara/Country	Berat Bersih Net Weight (Kg)	Nilai FOB FOB Value (US\$)	Berat Bersih Net Weight (Kg)
(1)	(2)	(4)	(5)	(6)
	France	-	-	285
	Germany	-	-	20,763
	Austria	-	-	90
	Switzerland	-	-	244
	Denmark	-	-	232
	Sweden	-	-	197
	Finland	-	-	88
	Italy	-	-	5,744
	Poland	-	-	6,954
	Subtotal	6,016	35,641	909,542
748	Transmission Shafts And Cranks			
	Japan	-	-	26,218
	Hongkong	-	-	307
	Korea,south	-	-	11,501
	Taiwan	-	-	129,087
	China	-	-	715,389
	Thailand	-	-	33,151
	Singapore	-	-	247,744
	Malaysia	658	382	233,516
	India	-	-	11,181
	Batam	-	-	236
	Australia	-	-	130
	United States	-	-	8,909
	Mexico	-	-	8,389
	United Kingdom	-	-	1
	Germany	-	-	228,747
	Belgium	-	-	50,722
	Switzerland	-	-	315
	Sweden	-	-	4
	Italy	-	-	754
	Spain	-	-	14,045
	Poland	-	-	4
	Subtotal	658	382	1,721,665
749	Non-electric Parts And Accessories Of Machinery,n.e.s			
	Japan	-	-	34,610
	Hongkong	-	-	56,312
	Korea,south	-	-	5,163
	Taiwan	-	-	64,990
	China	-	-	105,425
	Thailand	-	-	8,966
	Singapore	3,257	8,704	14,219
	Malaysia	30,506	16,842	66,203
	India	-	-	51
	Australia	-	-	258,073
	United States	-	-	23,577
	Nicaragua	-	-	1
	Brazil	-	-	2
	United Kingdom	-	-	453
	Netherlands	-	-	337
	France	-	-	295
	Germany	-	-	2,628
	Belgium	-	-	2
	Denmark	-	-	115
	Sweden	-	-	26
	Finland	-	-	54
	Italy	-	-	335
	Spain	-	-	132
	Subtotal	33,763	25,546	641,969
751	Office Machines			
	Japan	-	-	58
	Hongkong	-	-	1,361
	China	-	-	224
	Thailand	18,645	24,268	-
	Malaysia	-	-	587
	Vietnam	-	-	5,291
	India	-	-	64,688
	Tanzania	43,844	41,700	-
	Germany	-	-	256

Tabel 22. Lanjutan
Table 22. Continued

SITC	Komoditi/Commodity Negara/Country		Ekspor/Export		Import/
			Berat Bersih	Nilai FOB	Berat Bersih
			Net Weight	FOB Value	Net Weight
(1)	(2)	(3)	(4)	(5)	(6)
		Subtotal	62,489	65,968	72,465
752		Automatic Data Processing Machines And Units Thereof			
		Japan	-	-	4,562
		Hongkong	-	-	7,487
		Taiwan	-	-	8
		Thailand	48	700	109
		Singapore	644	11,875	12
		Malaysia	160	404	1,729
		Australia	93,817	113,588	-
		United States	-	-	365
		Germany	-	-	73
		Austria	-	-	1
		Subtotal	94,669	126,567	14,346
759		Parts,n.e.s Of And Accessories For Machine Heading 751 Or 752			
		Hongkong	-	-	1,193
		China	-	-	12,660
		Singapore	27,256	349,132	2
		Malaysia	83,457	571,119	-
		Pakistan	38,280	24,840	-
		Germany	-	-	24
		Subtotal	148,993	945,091	13,879
761		Television Receivers			
		China	-	-	53,178
		Singapore	316	632	-
		Malaysia	-	-	3,811
		Australia	13,750	95,947	-
		Subtotal	14,066	96,579	56,989
762		Radio Broadcast Receivers			
		China	-	-	74,606
		Oman	23,790	234,588	-
		Italy	3,052	27,473	-
		Subtotal	26,842	262,061	74,606
763		Sound Recorders Or Reproducers			
		Korea,south	-	-	2,043
		China	-	-	12,713
		Singapore	15,360	61,666	444
		Malaysia	-	-	558
		Subtotal	15,360	61,666	15,758
764		Telecommunication Equipment N.e.s And Parts			
		Japan	3,108	5,933	472
		Hongkong	2,329	11,526	668
		Taiwan	-	-	64
		China	-	-	169,656
		Thailand	1,967	33,898	6,400
		Singapore	3,372	77,181	1
		Malaysia	3,967	33,316	3,995
		Arabia, Saudi	6	641	-
		Arab Emirates, Unitec	927	36,000	-
		Australia	-	-	1,230
		United States	365	2,850	25
		Netherlands Antilles	-	-	40
		France	-	-	5,140
		Italy	-	-	43
		Subtotal	16,041	201,345	187,734
771		Electric Power Machinery & Parts			
		Japan	43	383	35,179
		Hongkong	-	-	2
		Korea,south	-	-	65
		Taiwan	-	-	14,626
		China	20,247	20,962	157,162
		Singapore	-	-	12,072
		Malaysia	-	-	7,237
		Australia	-	-	6
		United States	-	-	74
		United Kingdom	-	-	5
		France	-	-	2,315
		Germany	-	-	324
		Austria	-	-	15
		Switzerland	-	-	1

Tabel 22. Lanjutan
Table 22. Continued

SITC	Komoditi/Commodity Negara/Country		Ekspor/Export		Impor/
			Berat Bersih Net Weight (Kg) (4)	Nilai FOB FOB Value (US\$) (5)	Berat Bersih Net Weight (Kg) (6)
(1)	(2)	(3)	(4)	(5)	(6)
		Subtotal	20,290	21,345	229,083
772		Electrical Apparatus For Making And Breaking Electrical Circu			
		Japan	-	-	10,024
		Hongkong	40	80	7,949
		Korea,south	-	-	56,386
		Taiwan	-	-	19,284
		China	-	-	165,550
		Thailand	-	-	25,083
		Singapore	191	17,331	402
		Malaysia	-	-	44,732
		India	-	-	24
		Batam	-	-	363
		Australia	-	-	426
		United States	-	-	7,524
		Canada	-	-	1
		Argentina	-	-	15,668
		United Kingdom	-	-	910
		Netherlands	13,369	192,124	11,865
		France	-	-	5,871
		Germany	-	-	9,563
		Austria	-	-	2
		Belgium	-	-	6
		Switzerland	-	-	2,442
		Denmark	-	-	1,096
		Italy	-	-	3,310
		Spain	-	-	4
		Poland	-	-	2,014
		Subtotal	13,600	209,535	390,499
773		Equipment For Distributing Electricit			
		Japan	-	-	5,792
		Hongkong	-	-	1,968
		Korea,south	-	-	126
		Taiwan	-	-	2,148
		China	-	-	51,816
		Thailand	-	-	817
		Singapore	-	-	88,561
		Malaysia	-	-	91,159
		Australia	-	-	7
		United States	-	-	13,510
		Mexico	-	-	4
		United Kingdom	-	-	1,187
		Netherlands	-	-	6,246
		Germany	-	-	69,666
		Denmark	-	-	4,980
		Italy	-	-	109
		Spain	-	-	11,690
		Subtotal	-	-	349,786
774		Electric Apparatus For Medical Purpose & Radiological Apparatu			
		Japan	-	-	1,085
		China	-	-	114
		Singapore	61	17,965	-
		Mauritius	556	2,104	-
		United States	-	-	200
		Subtotal	617	20,069	1,399
775		Household Type,electrical And Non-electrical Equipment,n.e.			
		Korea,south	-	-	16,148
		Taiwan	-	-	290
		China	-	-	355,795
		Singapore	-	-	481
		Philippines	4,982	20,446	-
		Malaysia	-	-	8,440
		India	-	-	76
		Subtotal	4,982	20,446	381,230
776		Thermionic,cold Cathode And Photo-cathode Valves And Tubes			
		Japan	6	7,573	57
		Hongkong	-	-	42,553
		Taiwan	-	-	78
		China	-	-	281,938
		Singapore	4,225	631,319	119

Tabel 22. Lanjutan
Table 22. Continued

SITC	Komoditi/Commodity Negara/Country		Ekspor/Export		Impor/
			Berat Bersih	Nilai FOB	Berat Bersih
			Net Weight (Kg)	FOB Value (US\$)	Net Weight (Kg)
(1)	(2)	(3)	(4)	(5)	(6)
		Malaysia	90,720	197,771	40
		United States	-	-	10
		Netherlands	25,291	66,907	-
		Belgium	-	-	12
		Subtotal	120,242	903,570	324,807
778		Electrical Machinery And Apparatus.n.e.s			
		Japan	-	-	333,413
		Hongkong	3,416	9,168	224,216
		Korea,south	-	-	34,916
		Taiwan	-	-	433,617
		China	2,849	12,144	1,652,622
		Thailand	1,458	25,128	17,725
		Singapore	6,393	26,934	25,022
		Philippines	-	-	33,169
		Malaysia	17,555	61,471	10,293
		India	28,956	64,900	-
		Arabia, Saud	70,234	111,830	-
		Arab Emirates, Unitec	3,282	7,022	-
		Guinea, Equatoria	64,659	82,526	-
		Ghana	72,510	77,760	-
		Australia	2,860	12,475	5,269
		United States	-	-	61,449
		Mexico	-	-	4
		Dominican Republic	17,000	4,043	-
		United Kingdom	-	-	665
		Netherlands	93,270	1,354,384	20,517
		France	-	-	14
		Germany	-	-	934,356
		Belgium	-	-	20
		Finland	-	-	1
		Italy	-	-	4,969
		Hungary	-	-	8,951
		Poland	-	-	795
		Subtotal	384,442	1,849,785	3,802,003
781		Passenger Motor Cars			
		Japan	-	-	35,178
		Thailand	-	-	70,200
		Subtotal	-	-	105,378
782		Motor Vehicle For The Transport Of Goods			
		Japan	-	-	13,890,880
		Singapore	-	-	345,074
		Malaysia	59,100	20,494	-
		Subtotal	59,100	20,494	14,235,954
783		Road Motor Vehicles.n.e.s			
		Japan	-	-	268,210
		China	-	-	9,600
		Subtotal	-	-	277,810
784		Parts And Accessories.n.e.s Of The Motor Vehicles			
		Japan	-	-	164,222
		Taiwan	-	-	4,426
		China	12,664	44,584	89,803
		Thailand	6,025	16,206	2,792
		Singapore	6,347	22,948	46,537
		Malaysia	6,829	13,800	37,257
		United States	-	-	2,720
		Germany	-	-	3
		Subtotal	31,865	97,538	347,760
785		Motorcycles,motor Scooters,and Other Cycles Motorized And Non-mt			
		Japan	-	-	29,279
		Taiwan	-	-	105,227
		China	-	-	3,491,209
		Thailand	-	-	168
		Singapore	5,972	24,441	62,211
		Malaysia	39,197	8,491	88,642
		Vietnam	23,760	30,249	-
		India	-	-	457,925
		Arab Emirates, Unitec	701	21,783	-
		Senegal	-	-	14,774
		United States	-	-	3,505

Tabel 22. Lanjutan
Table 22. Continued

SITC	Komoditi/Commodity		Ekspor/Export		Impor/
		Negara/Country	Berat Bersih	Nilai FOB	Berat Bersih
			Net Weight	FOB Value	Net Weight
(1)	(2)	(3)	(KRp) (4)	(US\$) (5)	(KRp) (6)
		Netherlands	1,865	3,370	-
		Subtotal	71,495	88,334	4,252,940
786	Trailer And Other-vehicle,not Motorize				
		Japan	-	-	653,955
		Taiwan	161,547	116,095	94
		China	-	-	113
		Singapore	16,650	13,611	172,310
		Malaysia	24,100	11,280	20,056
		Arab Emirates, Unitec	168,975	139,660	-
		United States	-	-	161,219
		Germany	-	-	302
		Subtotal	371,272	280,646	1,008,049
791	Railway Vehicles And Associated Equipment				
		China	-	-	9,779
		Singapore	-	-	57,016
		Malaysia	896	247	-
		Germany	-	-	6,840
		Subtotal	896	247	73,635
792	Aircraft And Associated Equipment And Parts Thereof,n.e.c				
		Singapore	2,390	237,000	339
		Malaysia	457	2,200	206
		United States	-	-	869
		Subtotal	2,847	239,200	1,414
793	Ships,boats And Floating Structures				
		Japan	-	-	66,000
		Hongkong	-	-	158
		Taiwan	-	-	68,413
		Thailand	-	-	6,655
		Singapore	79,159	483,515	-
		Malaysia	-	-	1,434,000
		Vietnam	-	-	4,620
		Portugal	20,000	7,570	-
		Subtotal	99,159	491,085	1,579,846
811	Prefabricated Buildings				
		Taiwan	-	-	2,288
		Singapore	500	294	-
		Australia	-	-	41,503
		Canada	1,955	2,350	-
		Spain	-	-	2
		Subtotal	2,455	2,644	43,793
812	Sanitary,plumbing,heating And Lighting Fixtures And Fittin				
		Japan	-	-	595
		China	-	-	23,551
		Singapore	-	-	1,910
		Malaysia	17,257	5,000	43,453
		Pakistan	24,000	3,360	-
		Ivory Coast	266,000	404,300	-
		United States	-	-	366
		United Kingdom	-	-	10
		Germany	-	-	112,260
		Subtotal	307,257	412,660	182,145
813	Lighting Fixtures And Fitting				
		Japan	5,380	15,560	108
		Hongkong	4,610	11,802	1,002
		Taiwan	4,896	15,595	-
		China	-	-	402,703
		Thailand	3,151	8,899	-
		Singapore	9,768	26,863	-
		Malaysia	505	304	2,205
		Pakistan	17,452	36,968	-
		Arabia, Saud	31,755	76,393	-
		Sudan	2,514	7,016	-
		Cocos (killing) Inc	1,102	5,010	-
		United States	524,388	1,530,510	123
		Mexico	119,288	332,479	-
		Brazil	27,634	75,798	-
		Colombia	33,579	93,942	-
		United Kingdom	7,254	25,409	-
		Netherlands	4,823	3,193	720

Tabel 22. Lanjutan
Table 22. Continued

Komoditi/Commodity		Ekspor/Export		Impor/
SITC	Negara/Country	Berat Bersih Net Weight (Kg)	Nilai FOB FOB Value (US\$)	Berat Bersih Net Weight (Kg)
(1)	(2)	(4)	(5)	(6)
	Germany	19,707	70,675	-
	Italy	-	-	473
	Greece	19,121	44,338	-
	Russian Federatio	25	2,562	-
	Subtotal	836,952	2,383,316	407,334
821	Furniture And Parts Thereof			
	Japan	7,669,868	9,434,277	-
	Hongkong	12,178	17,609	45
	Korea,south	2,651,119	2,589,680	340
	Taiwan	2,111,017	1,022,951	3,441
	China	685,944	281,043	296,307
	Singapore	105,679	161,417	102
	Philippines	-	-	45
	Malaysia	727,344	891,287	97,404
	Vietnam	18,432	9,607	-
	India	84,001	98,872	-
	Pakistan	24,500	2,687	-
	Sri Lanka	16,762	13,301	-
	Batam	-	-	6,031
	Iran	66,456	115,926	-
	Arabia, Saud	3,706	9,616	-
	Arab Emirates, Unitec	51,411	44,215	-
	Reunion	11,310	8,218	-
	South Africa	2,270	3,991	-
	Australia	230,460	320,105	-
	New Zealand	42,753	62,198	-
	Guam	4,752	27,717	-
	American Samoa	23,391	39,605	-
	United States	8,097,725	11,699,684	303
	Canada	227,336	355,587	-
	Mexico	84,781	156,129	-
	Colombia	12,352	18,240	-
	Puerto Rico	6,949	14,310	-
	Costa Rica	3,197	23,197	-
	United Kingdom	1,401,036	3,003,656	-
	Netherlands	2,232,265	2,093,205	-
	France	120,223	268,166	-
	Germany	74,481	137,719	172
	Austria	66,126	172,312	-
	Belgium	206,147	264,194	-
	Luxembourg	978	2,555	-
	Denmark	27,165	47,880	2,079
	Norway	37,147	120,653	-
	Sweden	34,389	114,187	-
	Finland	16,386	29,726	-
	Ireland	699,705	871,575	-
	Italy	253,329	374,776	13,718
	Spain	246,177	630,800	-
	Portugal	33,300	43,702	-
	Greece	103,639	109,033	-
	Fmr Czechoslovakia	1,920	5,760	-
	Hungary	56,713	147,531	-
	Poland	17,657	53,321	-
	Romania	11,616	29,172	-
	Latvia	13,609	37,815	-
	Georgia	1,750	2,870	-
	Slovakia	1,570	4,238	-
	Slovenia	2,582	5,705	-
	Czech Republic	8,373	36,027	-
	Russian Federatio	15,591	44,613	-
	Subtotal	28,659,567	36,072,660	419,987
831	Travel Goods			
	Japan	1,312	2,900	6,000
	Hongkong	43	86	-
	Taiwan	298	947	-
	China	-	-	21,959
	Singapore	13,745	53,217	-
	Malaysia	26,474	37,354	9,737
	Turkey	1	159	-

Tabel 22. Lanjutan
Table 22. Continued

SITC	Komoditi/Commodity		Ekspor/Export		Import/
			Berat Bersih	Nilai FOB	Berat Bersih
	(1)	(2)	Negara/Country	(4)	(5)
		Mauritius	3,240	2,566	-
		United States	2,513	16,665	-
		Switzerland	88	7,294	-
		Spain	467	716	-
		Subtotal	48,181	121,904	37,696
841		Men's Coats,jacket,not Knitted			
		Korea,south	6,372	7,552	-
		Mongolia	3,700	35,479	-
		Singapore	211,052	1,168,293	-
		Malaysia	987,531	3,494,833	-
		Cambodia	448	1,688	-
		India	-	-	17,538
		Sri Lanka	5,096	14,145	-
		Arab Emirates, Unitec	107,233	934,435	-
		Egypt	66	924	-
		United States	3,512	34,660	-
		United Kingdom	1,505	30,664	-
		Netherlands	2,239	41,684	-
		France	177	6,507	-
		Germany	2	10,579	-
		Belgium	143	870	-
		Italy	386	10,500	-
		South Georgia And The South S	7,252	31,275	-
		Subtotal	1,336,714	5,824,088	17,538
842		Women's Coats,jacket,not Knitted			
		China	-	-	41,829
		Singapore	18,641	117,856	6,609
		Malaysia	31,362	52,740	238
		Turkey	558	243	-
		Nigeria	13,355	105,631	-
		United Kingdom	26,195	92,225	-
		France	222	7,053	-
		Belgium	5,002	30,123	-
		Spain	1,562	19,759	-
		Subtotal	96,897	425,630	48,676
843		Men's Coats,jacket,knitted			
		Taiwan	40	637	-
		China	-	-	4,388
		Singapore	133,795	864,706	-
		Malaysia	41,862	302,368	-
		India	-	-	18,360
		Sri Lanka	18,183	88,716	-
		South Georgia And The South S	1,584	9,584	-
		Subtotal	195,464	1,266,011	22,748
844		Women's Coats, Jacket, Knitted			
		Japan	-	-	1
		Hongkong	-	-	957
		Korea,south	803	456	-
		China	-	-	2,192
		Papua New Guinea	4,258	14,198	-
		Singapore	2,257	9,692	-
		Malaysia	13,507	13,535	-
		Nigeria	4,855	38,402	-
		Netherlands	166	9,141	-
		Subtotal	25,846	85,424	3,150
845		Articles Of Apparel, Nes			
		Japan	667	16,604	-
		Hongkong	-	-	11,999
		China	-	-	18,315
		Papua New Guinea	64	215	-
		Thailand	-	-	246
		Singapore	478	2,244	-
		Malaysia	51,420	136,900	309
		Cambodia	23,706	76,754	-
		Vietnam	278	1,178	-
		Arab Emirates, Unitec	3,557	16,530	-
		Netherlands	801	31,430	-
		France	89	1,351	-
		Germany	19,319	32,908	-

Tabel 22. Lanjutan
Table 22. Continued

SITC		Komoditi/Commodity	Ekspor/Export		Impor/
			Berat Bersih Net Weight (Kg)	Nilai FOB FOB Value (US\$)	Berat Bersih Net Weight (Kg)
(1)	(2)	(3)	(4)	(5)	(6)
		Belgium	6,622	192,942	-
		Spain	618	11,695	-
		Subtotal	107,619	520,751	30,869
846		Clothing Accessories Of Textiles Fabric:			
		Hongkong	122	700	27
		China	-	-	7,290
		Singapore	81	1,077	-
		Malaysia	6,931	10,529	406
		India	-	-	77
		United Kingdom	1,982	12,499	-
		France	91	798	-
		Spain	49	78	-
		Subtotal	9,256	25,681	7,800
848		Articles Of Apparel And Clothing Accessories Of Oth. Than Tex. Fa			
		Japan	362,617	790,183	-
		Hongkong	721,503	264,899	-
		Korea,south	-	-	54
		Taiwan	1,098,431	1,946,010	-
		China	-	-	36,466
		Singapore	97,014	186,650	-
		Philippines	22,663	52,900	-
		Malaysia	192,294	101,490	241
		Vietnam	96,014	197,070	-
		Pakistan	21,628	54,977	-
		Bangladesh	4,640	12,351	-
		Sri Lanka	5,587	16,800	-
		Batam	-	-	23,498
		Iran	16,060	36,300	-
		Arabia, Saud	31,487	71,830	-
		Lebanon	1,470	2,558	-
		Yemen	14,700	39,400	-
		Oman	16,317	34,388	-
		Arab Emirates, Unitec	28,136	57,711	-
		Egypt	34,895	69,881	-
		Kenya	39,860	81,950	-
		Botswana	45,494	95,260	-
		Ghana	7,442	17,325	-
		Uganda	23,641	59,400	-
		South Africa	14,138	38,300	-
		Malawi	53,550	94,750	-
		Mauritius	1,568	4,129	506
		Australia	13,715	32,779	29
		New Zealand	100,635	272,018	-
		American Samoa	17,625	32,900	-
		Cocos (killing) Iland	16,790	33,350	-
		United States	12,745,075	27,874,111	8,164
		Canada	111,705	322,737	-
		Mexico	26,028	51,750	-
		Guatemala	8,915	17,650	-
		Honduras	15,860	37,400	-
		Panama	33,579	69,000	-
		Chile	29,056	62,905	-
		Venezuela	105,202	202,299	-
		Argentina	198,291	411,923	-
		Brazil	34,404	86,400	-
		Colombia	145,163	321,390	-
		Bolivia	7,667	17,050	-
		Uruguay	53,777	117,794	-
		Ecuador	17,028	30,708	-
		Peru	57,828	123,260	-
		Trinidad And Tobago	15,870	34,500	-
		Jamaica	40,549	84,766	-
		Puerto Rico	17,828	34,452	-
		Dominican Republic	18,750	36,250	-
		El Salvador	62,261	133,075	-
		Costa Rica	105,242	220,970	-
		Barbados	8,072	18,550	-
		United Kingdom	382,525	825,650	-
		Netherlands	493,841	1,154,858	-

Tabel 22. Lanjutan
Table 22. Continued

SITC		Komoditi/Commodity	Ekspor/Export		Impor/
			Berat Bersih Net Weight (Kg)	Nilai FOB FOB Value (US\$)	Berat Bersih Net Weight (Kg)
(1)	(2)	Negara/Country (3)	(4)	(5)	(6)
		France	611,565	1,238,187	-
		Germany	1,829,360	4,967,616	-
		Belgium	111,724	246,679	-
		Switzerland	1	19	-
		Denmark	63,470	160,696	-
		Ireland	16,268	37,240	-
		Italy	5,081,173	10,682,374	-
		Spain	1,163,976	2,356,011	-
		Portugal	303,316	686,611	-
		Greece	263,255	555,753	-
		Bulgaria	16,790	33,350	-
		Slovenia	7,041	19,644	-
		Russian Federatio	199,376	416,516	-
		Subtotal	27,501,745	58,387,703	68,958
851	Footwear				
		Japan	1,617	17,747	-
		Hongkong	-	-	1,644
		Korea,south	33,350	22,643	8,504
		Taiwan	5,938	20,120	-
		China	-	-	135,885
		Papua New Guinea	854	2,850	-
		Singapore	8,791	18,700	-
		Malaysia	31,154	61,882	42,429
		Vietnam	-	-	508,429
		India	64	68	-
		Turkey	3,905	37,879	7,826
		Arab Emirates, Unite	149	1,350	-
		Cyprus	1,431	12,794	-
		New Zealand	110	539	-
		United States	16,500	7,453	-
		Mexico	9,052	36,072	-
		Germany	320	3,280	-
		Belgium	457	4,599	-
		Switzerland	1,059	6,380	-
		Finland	3,309	23,834	-
		Italy	433	4,135	-
		Spain	7,236	65,472	-
		Greece	29,059	267,057	-
		Poland	684	4,343	-
		Subtotal	4,591	30,432	-
		Subtotal	160,063	649,629	704,717
871	Optical Instrument And Apparatus				
		Japan	33,000	57,750	-
		Taiwan	-	-	405
		China	-	-	7,157
		Singapore	-	-	25
		Malaysia	-	-	5,873
		Subtotal	33,000	57,750	13,460
872	Medical Instruments And Appliances, Nes				
		Japan	-	-	182
		Korea,south	-	-	15,387
		Taiwan	-	-	103
		China	-	-	38,234
		Malaysia	3,231	9,658	-
		Syria	3,151	12,307	-
		Djibouti	10,743	33,094	-
		Australia	-	-	11
		Spain	5,037	9,815	-
		Subtotal	22,162	64,874	53,917
873	Meters And Counters, Nes				
		Japan	-	-	150
		Taiwan	-	-	1,667
		China	-	-	64,136
		Thailand	-	-	8,662
		Singapore	11	2,000	38
		Malaysia	-	-	160
		United States	-	-	1,261
		United Kingdom	-	-	49
		Germany	-	-	988

Tabel 22. Lanjutan
Table 22. Continued

SITC	Komoditi/Commodity		Ekspor/Export		Impor/
			Berat Bersih	Nilai FOB	Berat Bersih
	(1)	(2)	Negara/Country	(Kg)	(US\$)
(1)	(2)	(3)	(4)	(5)	(6)
		Belgium	-	-	3
		Subtotal	11	2,000	77,114
874		Measuring, Checking, Analysing And Controlling Instrument And App			
		Japan	-	-	3,804
		Hongkong	-	-	2,026
		Korea,south	-	-	849
		Taiwan	-	-	6,338
		China	-	-	468,154
		Thailand	-	-	2,473
		Singapore	6,086	381,193	5,758
		Malaysia	655	12,157	13,204
		India	-	-	199
		Mauritius	-	-	526
		Australia	-	-	326
		United States	-	-	5,844
		United Kingdom	-	-	1,364
		Netherlands	-	-	141
		France	-	-	39
		Germany	-	-	5,446
		Austria	-	-	11
		Switzerland	-	-	62
		Denmark	-	-	3
		Finland	-	-	13
		Italy	-	-	3,601
		Portugal	-	-	36
		Subtotal	6,741	393,350	520,217
881		Photographic Apparatus And Equipment, Nes			
		China	-	-	1,487
		Netherlands	1,082	7,086	-
		Subtotal	1,082	7,086	1,487
882		Photographic And Cinematographic Supplies			
		Japan	-	-	375
		Malaysia	-	-	779
		India	511	300	-
		Subtotal	511	300	1,154
884		Optical Goods,n.e.s			
		Japan	106,518	1,310,944	-
		Hongkong	1,486	159,284	-
		Korea,south	5,454	765,397	25
		Taiwan	14,689	3,140,733	-
		China	-	-	6,687
		Thailand	1,620	262,873	-
		Singapore	7,776	353,570	1,249
		Philippines	1,941	38,612	-
		Malaysia	1,839	296,812	-
		Vietnam	2,328	235,242	-
		India	10,508	2,543,321	-
		Pakistan	6,639	378,486	-
		Bangladesh	468	3,731	-
		Iran	42	700	-
		Arabia, Saud	1,052	57,351	-
		Lebanon	455	7,431	-
		Syria	1,313	190,399	-
		Turkey	1,186	31,832	-
		Arab Emirates, Unitec	2,707	256,323	-
		West Asia, Other	-	-	22
		Egypt	584	6,023	-
		Tunisia	36	1,807	-
		Kenya	34	1,711	-
		Australia	251	6,700	4
		New Zealand	56	2,714	-
		United States	84,994	4,717,726	-
		Mexico	6,794	446,130	-
		Brazil	2,411	135,974	-
		Dominican Republic	2,620	263,556	-
		United Kingdom	2,219	37,313	-
		Germany	16,527	28,048	-
		Belgium	-	-	114
		Italy	3,302	272,487	-

Tabel 22. Lanjutan
Table 22. Continued

SITC		Komoditi/Commodity	Negara/Country	Ekspor/Export		Impor/
				Berat Bersih Net Weight (Kg)	Nilai FOB FOB Value (US\$)	Berat Bersih Net Weight (Kg)
(1)	(2)	(3)	(4)	(5)	(6)	
		Spain	782	41,418	-	
		Fmr Czechoslovakia	4,361	330,088	-	
		Hungary	62	2,365	-	
		Poland	45	258	-	
		Bulgaria	177	4,257	-	
		Slovakia	122	2,736	-	
		Russian Federation	770	51,150	-	
		Subtotal	294,168	16,385,502	8,101	
885	Watches And Clocks					
		Japan	7,101	13,662	48	
		Taiwan	-	-	23	
		China	-	-	70,195	
		Singapore	5,316	5,137	-	
		Malaysia	119	123	-	
		United States	-	-	184	
		Switzerland	-	-	1,864	
		Sweden	-	-	23	
		Subtotal	12,536	18,922	72,337	
891	Arms And Ammunition					
		China	-	-	5,957	
		Malaysia	263	95	-	
		Subtotal	263	95	5,957	
892	Printed Matter					
		Japan	14	147	76	
		Hongkong	49	262	5,067	
		Korea,south	-	-	125	
		Taiwan	692	1,796	615	
		China	-	-	33,130	
		Thailand	2,027	6,430	136	
		Singapore	2,466	6,381	298,203	
		Philippines	-	-	2,940	
		Malaysia	17,966	21,703	1,544	
		Cambodia	34,397	108,396	-	
		Brunei Darussalan	267	1,650	-	
		Vietnam	28	100	-	
		India	-	-	167	
		Jordan	74,019	25,294	-	
		Lebanon	61	204	-	
		Turkey	309	1,023	-	
		Arab Emirates, Unitec	380	1,914	-	
		United States	-	-	104	
		United Kingdom	100,800	116,928	-	
		Netherlands	-	-	383	
		Germany	1	1	2	
		Sweden	-	-	393,870	
		Italy	-	-	58	
		Spain	42	67	-	
		Subtotal	233,518	292,296	736,420	
893	Article,n.e.s Of Plastic:					
		Japan	13,692,950	11,226,171	17,186	
		Hongkong	2	9	5,499	
		Korea,south	10,477	47,290	217,845	
		Taiwan	17,951	18,653	11,025	
		China	18,745	4,948	841,425	
		Thailand	10,730	33,927	1,063,748	
		Singapore	1,003,626	294,283	33,965	
		Malaysia	55,256	22,903	1,812,611	
		Cambodia	34,751	117,805	-	
		Brunei Darussalan	5	38	-	
		India	-	-	4,051	
		Sri Lanka	-	-	37,851	
		Batam	-	-	16,891	
		Kuwait	4,824	4,367	-	
		Jordan	3,947	6,999	-	
		Lebanon	2,413	5,081	-	
		Turkey	929	3,081	-	
		Arab Emirates, Unitec	12,396	40,908	-	
		Australia	-	-	9,103	
		United States	19,970	12,404	9,385	

Tabel 22. Lanjutan
Table 22. Continued

SITC		Komoditi/Commodity	Negara/Country	Ekspor/Export		Import/
				Berat Bersih Net Weight (Kg)	Nilai FOB FOB Value (US\$)	Berat Bersih Net Weight (Kg)
(1)	(2)	(3)	(4)	(5)	(6)	
		Canada	9,802	4,517	-	
		Colombia	1,684,210	3,230,001	-	
		United Kingdom	-	-	469	
		Netherlands	145	5,300	274,763	
		France	-	-	5,480	
		Germany	2,519	5,267	1,977	
		Belgium	-	-	1	
		Denmark	3,340	5,753	-	
		Norway	32,821	24,500	-	
		Italy	-	-	24,415	
		Spain	1,028	2,570	-	
		Portugal	5,425	7,711	-	
		Czech Republic	-	-	5,396	
		Subtotal	16,628,262	15,124,486	4,393,086	
894		Baby Carriages,tovs.games And Sporting Goods				
		Japan	13,260	603,540	4,016	
		Hongkong	-	-	2,496	
		Taiwan	-	-	26,959	
		China	-	-	274,537	
		Thailand	3,089	28,036	-	
		Singapore	89	104	30,028	
		Malaysia	2,992	2,458	40,590	
		Nepal	5,306	14,345	-	
		Arab Emirates, Unitec	1,015	1,280	-	
		Egypt	2,260	15,854	-	
		Mauritius	391	4,155	-	
		United States	31	2,854	-	
		Italy	451	3,254	-	
		Subtotal	28,884	675,880	378,626	
895		Office And Stationery Supplies N.e.s				
		Japan	12,609	31,438	2,715	
		Hongkong	-	-	11,269	
		Korea,south	-	-	6,272	
		Taiwan	-	-	2,797	
		China	-	-	372,339	
		Thailand	-	-	1,696	
		Singapore	15,000	9,308	4,716	
		Malaysia	172	217	31,386	
		Vietnam	-	-	6,997	
		India	-	-	129,803	
		Batam	-	-	20,829	
		Egypt	23,220	125,712	-	
		United States	-	-	106	
		Germany	280	2,560	46	
		Finland	294	3,809	-	
		Spain	10,868	17,844	-	
		Subtotal	62,443	190,888	590,971	
896		Works Of Art,collectors Pieces And Antiques				
		Japan	11,730	9,920	-	
		Taiwan	-	-	6,879	
		China	-	-	20,219	
		Singapore	24,551	17,550	-	
		Malaysia	39,979	13,797	-	
		Germany	22	12	-	
		Subtotal	76,282	41,279	27,098	
897		Jewellery,goldsmith And Silversmith Wares And Other Article:				
		China	-	-	8,631	
		Singapore	6,700	1,003	-	
		Malaysia	-	-	32	
		Turkey	10	939	-	
		Arab Emirates, Unitec	4,184	6,704	-	
		United States	82	87,594	-	
		Switzerland	26	6,251	-	
		Italy	457	619	-	
		Subtotal	11,459	103,110	8,663	
898		Musical Instrument And Parts Andaccessories Thereof				
		Japan	10,658	36,231	4,696	
		Hongkong	-	-	55	
		Korea,south	-	-	2,656	

Tabel 22. Lanjutan
Table 22. Continued

Komoditi/Commodity			Ekspor/Export		Impor/
SITC		Negara/Country	Berat Bersih Net Weight (Kg)	Nilai FOB FOB Value (US\$)	Berat Bersih Net Weight (Kg)
(1)	(2)	(3)	(4)	(5)	(6)
		China	-	-	15,813
		Thailand	-	-	322
		Singapore	1,303	11,690	3,941
		Malaysia	82	79	3,372
		United States	760	284	2,138
		Subtotal	12,803	48,284	32,993
899		Other Miscellaneous Manufactured Articles.n.e.s			
		Japan	165,092	209,066	-
		Hongkong	1,114	45,200	7,832
		Korea,south	3,354	440	29,702
		Taiwan	369,040	153,192	2,599
		China	30,784	20,535	1,933,797
		Thailand	-	-	4,959
		Singapore	93,906	38,420	15,500
		Malaysia	307,588	150,344	121,671
		India	3	4	-
		Pakistan	99,225	7,900	-
		Bangladesh	-	-	35,925
		Batam	-	-	5,988
		Arabia, Saud	237	617	-
		Arab Emirates, Unitec	596	1,480	-
		Ghana	187,575	134,750	-
		Niger	1,933	3,335	-
		Australia	318,446	611,035	-
		New Zealand	45,166	110,255	-
		Samoa	217	999	-
		United States	188,603	561,047	3,360
		Canada	37,632	150,544	-
		United Kingdom	75,477	212,239	-
		Netherlands	31,592	70,676	-
		France	15,098	47,699	-
		Germany	21,934	59,131	709
		Austria	527	1,575	-
		Belgium	12,543	29,649	-
		Switzerland	17,325	12,250	-
		Luxembourg	1,664	4,343	-
		Norway	564	1,808	-
		Sweden	321	886	-
		Italy	22	80	5,750
		Spain	611	955	-
		Hungary	16,333	44,360	-
		Poland	15,171	31,649	-
		Ukraine	5,230	8,990	-
		Latvia	12,829	30,548	-
		Slovakia	2,215	5,739	-
		Czech Republic	20,085	53,121	-
		Subtotal	2,100,052	2,814,861	2,167,792
921		Export For Pebt			
		Japan	96,942	182,464	-
		Taiwan	20,155	4,243	-
		Thailand	72,000	22,000	-
		Singapore	37,426	24,260	-
		Malaysia	31,376	19,409	-
		India	225	1,037	-
		Pakistan	78,828	7,480	-
		Bangladesh	24,000	28,550	-
		Sri Lanka	28,113	19,436	-
		Australia	20,567	21,873	-
		United States	49,560	100,134	-
		Netherlands	53,560	122,029	-
		Germany	17,100	31,635	-
		Bulgaria	359	6,642	-
		Subtotal	530,211	591,192	-
		Total	5,490,111,783	2,687,876,101	2,343,112,016

Import

Nilai CIF
CIF Value
(US\$)
(7)

-
-
-
21,958
-
502,821
-
524,779
-
5,113
33,019
38,132
-
-
-
15,366
24,760
21,449
-
-
61,575
-
-
-
2,322
-
-
-
2,322
-
703
5,168
80,740
-
11,352
32,053
7,734
137,750
21,910
21,910
-
-
81,062
16,281
97,343
-
-
-
-
2,209
-
-
116,871

<http://sumut.bps.go.id>

Import

Nilai CIF
CIF Value
(US\$)
(7)

-
13,814
-
-
-
-
-
-
-
-
-
-
-
132,894
-
-
56,516
-
132
-
56,648
2,688
-
-
-
-
346,881
-
-
297,808
-
-
-
-
-
97,591
-
-
-
-
-
-
-
744,968
-
2,689
112,946
227,391
-
-
343,026

<http://sumut.bps.go.id>

Import

Nilai CIF
CIF Value
(US\$)
(7)

-
-
5,970,811
73,746
2,483,098
1,629,043
151,067
13,329
10,321,094
-
15,695,572
3,465,057
-
-
231,886
13,507
287,235
19,693,257
30,715
30,715
124,905
1,692,815
53,942
81,900
1,033,990
58,117
835,910
822,646
1,099,895
1,368,934
3,774
947,624
8,124,452
342,737
56,205
39,135
20,097
38,640
7,280
504,094
-
-
9,742
13,296
-
646,566
55,096
648,032
-
-
17,380
-
-
-
-
3,589
31,200
-
1,424,901

<http://sumut.bps.go.id>

Import

Nilai CIF
CIF Value
(US\$)
(7)

-
-
15,414
1,789,663
-
741,369
-
15,089
147,993
181,268
73,894
6,410
3,272
30,393
24,895
25,067
12,240
-
29,880
-
-
-
3,096,847

148,613
-
813,137
15,113
-
2,937
-
12,208
94,775
81,633
11,942
8,289
1,188,647

-
-
-
4,433
5,095,138
-
-
314,062
31,368
21,354
9,267
-
-
-
5,212
-
24
4,522
-
-
71,441
6,030
16,962
52,099
-
-
319
257
54,661
-
-

<http://sumut.bps.go.id>

Import

Nilai CIF
<i>CIF Value</i>
(US\$)
(7)
-
-
-
140,007
-
813,540
117,514
-
1,789,086
-
-
51,715
6,928
-
-
1,411
-
-
48,096
-
-
-
5,479
30,432
-
-
-
-
-
8,691,357
-
3,787
148,948
6,945
-
22
-
-
5,025
3,158
21,516
-
-
-
-
189,401
-
31,034
11,808
-
-
18,113
71,468
-
-
-
132,423
222,946
597,527

<http://sumut.bps.go.id>

Import

Nilai CIF
CIF Value
(US\$)
(7)

6,720
88,334
225,750
33,285
135,147
1,031,682
123,420
2,464,811
-
-
-
189,166
-
-
3,236
-
5,634
-
11,445
-
-
-
-
-
-
-
-
-
-
-
-
149,967
-
-
-
-
-
359,448
-
-
-
-
-
-
-
2,512
-
83,538
-
5,730
-
-
-
-
-
-
-
-
-
45,993
39,293
-

<http://sumut.bps.go.id>

Import

Nilai CIF
CIF Value
(US\$)
(7)

-
-
-
-
-
-
-
-
-
-
-
-
-
-
-
-
-
-
-
-
177,066
-
-
-
-
90
-
-
-
-
-
-
-
-
-
-
-
-
-
-
-
90
-
-
654,923
-
3,324
-
-
-
-
-
502,849
-
-
1,161,096
-
-
-
12,511
-
-
694
-
-
-
-
-

<http://sumut.bps.go.id>

Import

Nilai CIF
CIF Value
(US\$)
(7)

-
-
-
178,856
-
-
-
468,333

201,617
637,354
603,723
1,377,650
13,530
3,957,766
1,482,923
199,267
126,210
13,474,519
50,099
-
100,099
10,030
70,332
60,239
1,646,604
2,671,318
13,115,095
762,420
1,196,285
11,737,934
1,632,626
67,510
2,847,352
-
171,468
268,300
18,944
196,522
110,306
3,540
16,000
-
71,941
58,899,523

-
-
17,461
-
57,554
-
-
-
-
-
-
-
-
-
-
-
-
-
-
-
-
-
-
-
-

<http://sumut.bps.go.id>

Import

Nilai CIF
CIF Value
(US\$)
(7)

-
-
-
920
-
-
-
-
-
-
-
-
75.935
169
-
4,344,505
-
19,333
28,662
47,240
1,472
444,145
-
1,317
-
256,825
-
86,400
1,549,743
548,663
58,242
7,386,716
-
65,050
2,583,821
2,432
11,083
2,662,386
-
-
9,936
-
-
-
40,039
-
170,284
-
169,019
389,278
-
-
23,446
-
-
-
-
-
23,446

<http://sumut.bps.go.id>

Import

Nilai CIF
CIF Value
(US\$)
(7)

4,473
-
3,836
-
8,309

722.032
73,948
449,700
49,160
69,159
450,524
9,516,050
27,325
11.357.898

-
5,065
-
-
-
-
-
-
5,065

158,004
-
-
3,380
-
95,331
-
-
1,157,075
1,534,481
3,501,759
-
-
163,568
-
-
-
-
-
-
-
-
-
-
-
-
-
-
-
-
-
-
-
-
-
-
60,584
-
-
-
-

<http://sumut.bps.go.id>

Import

Nilai CIF
<i>CIF Value</i>
(US\$)
(7)

-
-
-
-
-
-
-
-
-
-
-
-
-
-
-
-
-
-
-
-
-
-
-
-
-
-
-
-
-
-
-
-
-
39,078
39,078
-
-
-
-
-
117,523
-
20,118
87,812
-
-
-
1,898
24,138
12,816
-
-
719,310
-
-
2,050,581
53,323
-
197,267
29,511
18,668
-
-
16,224
-
97,255
-
-
22,266
-
-
-
944,541
173,149
317,868

<http://sumut.bps.go.id>

Import

Nilai CIF
CIF Value
(US\$)
(7)

42,512
185,412
-
20,717
363,930
18,410
5,535,249
-
-
-
-
-
-
-
-
-
-
-
-
-
-
361,092
-
765,426
162,814
18,323
-
1,307,655
314,022
18,604
332,626
22,725
22,725
-
-
-
-
-
-
-
-
-
-
-
-
-
-
-
-
-
-
-
-
-
1,031

<http://sumut.bps.go.id>

Import

Nilai CIF
CIF Value
(US\$)
(7)

-
-
-
1,031
-
-
3,027,374
19,502
12,409
1,387,100
360,000
3,549,950
-
30,000
632
61,200
441,000
8,889,167
4,626
25,307
347,853
276,096
6,204
753,823
119,776
1,557
75,568
114,491
9,800
10,749
7,959
73,167
33,074
1,860,050
99,200
47,288
215
344,977
12,500
25,901
374,000
75,600
979,681
5,000
35,861
-
-
40,861
79,434
79,675
64,922
186,631
916,328
30,451
796,839
23,607
14,502
944,869
5,100
829,788
445,000
-
26,196

<http://sumut.bps.go.id>

Import

Nilai CIF
CIF Value
(US\$)
(7)

878,973
789,935
34,919
342,068
159,570
3,297,829
15,600
209,056
29,356
10,200,648

5,459,633
69,857
-
956,202
519,772
452,371
374,590
23,133
7,855,558

-
-
-
16,618
16,618

14,200
70,948,362
70,962,562

3,398
15,450
-
29,195
14,214
62,257

-
-
-
-
553,808
-
-
-
39,554
-
-
593,362

-
43,776
-
7,415
51,191

-
-
-
2,338
69,693
4,467
89,494
-
11,008

<http://sumut.bps.go.id>

Import

Nilai CIF
CIF Value
(US\$)
(7)

122,232
-
-
13,728
37,686
-
-
-
-
-
-
2,365
60,098
-
100,769
251
-
-
-
-
-
-
10,200
-
524,329
-
160,675
-
-
-
160,675
-
-
113,847
32,421
-
146,268
1,570
157,397
129,548
1,810,891
34,436
227,467
81,402
247
2,442,958
8,424,443
47,172
87,486
1,290,420
1,079,773
996,956
333,343
109,520
78,358
8,608
6,445
4,014,098
60,836
8,900

<http://sumut.bps.go.id>

Import

Nilai CIF
CIF Value
(US\$)
(7)

18,550
16,564,908

-

114,736

27,270

7,800

-

-

583,398

466,660

-

9,728

1,209,592

-

375

-

-

-

-

-

375

-

-

-

-

-

-

-

-

4,510

-

563

-

-

-

-

26,085

-

-

1,417,016

-

-

-

-

-

-

-

-

-

-

-

-

-

-

-

-

-

-

-

-

-

-

-

-

<http://sumut.bps.go.id>

Import

Nilai CIF
CIF Value
(US\$)
(7)

-
-
-
-
-
-
-
-
-
-
-
638.791

18.045
18.045
47.485
120.721
835.468
145
249
23.788
-
225
107.117
1.171.288

230.977
11.483
40.538
1.969.234
1.267.325
-
3.751
-
-
616.756
-
1.378.267
-
-
-
205.080
-
-
-
72.000
12.283
240.583
263.138
6.311.415

239.154
41.843
96.355
267.401
35.800
-
152.399
12.407
-
-
-
156.460
-
-
-

<http://sumut.bps.go.id>

Import

Nilai CIF
CIF Value
(US\$)
(7)

1,231
-
53,088
268
137,909
12,907
13,600
454,500
6,929
1,920
1,684,171

2,489,851
29,452
157,580
64,004
163,350
161,511
106
184,900
49,807
208,110
63,289
9,024
818,812
35,000
10,334
180,136
477,127
32,350
23,200
209,720
5,367,663

39,000
1,628
95,000
56,290
74,400
2,842
330,309
942,426
17,100
2,059,366
2,523,368
103,245
1,124,494
80,564
1,853,818
76,500
153,200
9,533,550

4,878
48,450
17,584
5,628
21,721
10,200
1,368
25,637
63,131
8,451
1,228
14,000
222,276

1,105,834
25,534

<http://sumut.bps.go.id>

Import

Nilai CIF
CIF Value
(US\$)
(7)

749,887
1,849,715
1,986,732
425,242
1,247,563
248,090
499,358
38,391
9,870
4,802
-
92,879
622,546
59,994
17,325
13,597
12,048
48,226
40,877
139,066
525
57,600
36,800
18,076
9,350,577

104,923
285,969
110,899
812,118
6,355,688
270,624
107,182
1,446,655
32,008
158,071
323,778
113,400
2,216
189,862
47,979
1,110,789
224,125
12,416
253,004
21,636
58,354
124,467
781
11,922
12,178,866

294,375
39,109
474,167
-
2,595
-
1,600
62
811,908

8,058
8,058

177,117
1,263
8,630
31,952

<http://sumut.bps.go.id>

Import

Nilai CIF
CIF Value
(US\$)
(7)

12,425
109,650
7,500
-
714
209
587
8,696
4,250
362,993

6,758
5,481
1,392
-
4,200
150,051
-
-
2,740
11,877
182,499

158,747
69,923
1,360
391,231
374,628
26,891
1,317,262
230,056
14,110
-
14,869
13,862
81,675
4,135
25,152
242,016
31,249
176,186
16,518
102,820
3,292,690

2,956
34,427
4,500
7,537
49,420

4,423
-
4,423

-
-
-
14,145
-
778,211
292
2,265
-
-
-
-

<http://sumut.bps.go.id>

Import

Nilai CIF
CIF Value
(US\$)
(7)

-
2,721
-
-
-
71,279
-
824
45,360
-
-
915,097
-
1,376
102,296
3,686
2,128
-
20,605
2,350
1,468
-
-
-
133,909
261,477
130,766
112,800
26,415
28,535
-
-
56,487
291,281
89,992
-
-
-
133,507
-
-
-
-
-
-
-
-
164,501
-
-
-
11,033
-
24,101
96,768
92,223
187,993
33,191
-
-

<http://sumut.bps.go.id>

Import

Nilai CIF
CIF Value
(US\$)
(7)

1,741,070
2,122,920
1,638
7,389,367
5,265
10,444,187
15,996
3,254,934
5,209,025
36,889
1,147,182
3,961,666
168,807
16,440
4,926,521
1,442,411
2,146,463
3,158,060
525
9,864,601
55,312,897

187,250
306,336
9,523
2,531,243
380,897
1,190,065
146,041
3,224,275
297,494
97,680
-
176,534
25,076
102,217
24,140
8,698,771

178,350
178,350

1,809
453,350
3,929
2,743
21,785
8,911
492,527

695
99,199
13,309
649,420
221,612
15,300
183,557
76,363
-
297,561
4,522
11,377
2,090
32,753
1,607,758

265,445
215,938

<http://sumut.bps.go.id>

Import

Nilai CIF
CIF Value
(US\$)
(7)

972,937
199,953
129,726
734,986
556,974
-
1,283,509
-
19,200
-
3,731
33,165
-
133,110
553,500
30,690
12,750
34,645
16,298
75,930
32,746
51,463
17,504
127,973
360,834
9,929
5,872,936
-
16,130
-
-
16,130
56,414
3,798
85,954
749
4,325
3,476
27,539
859
653
447
38,593
315
8
223,130
103,792
23,552
53,454
63,367
47,703
29,029
179,402
18,064
18
6,967
2,504
994
32,501
1,680
563,027
5,969
1,248
40,377
47,594

<http://sumut.bps.go.id>

Import

Nilai CIF
CIF Value
(US\$)
(7)

-
476,228
24,191
-
8,580
-
-
463,480
-
2,088,417
63,450
25,439
341,217
3,491,002

8,462
4,964
205,711
10,228
49,232
281,150
101,558
477
243,567
-
759
90,000
87,898
10,024
74,195
1,884
58,428
148,680
188,197
7,000
20,370
107,974
15,612
68,143
1,784,513

336
574
14,803
1,038
32,072
2,132,958
133,556
13,998
7,537
18,820
90,922
5,123,475
84,185
11,519
38,839
68,384
3,660
1,339
10,371
7,788,386

321,994
10,641
111,386
313,277
870,266
439,088

<http://sumut.bps.go.id>

Import

Nilai CIF
CIF Value
(US\$)
(7)

701,719
35,628
223,034
6,304
163,800
-
-
-
4,040
3,070,607
42,512
1,944
4,313
766,900
28,786
117,939
179,976
297,304
338,048
47,142
67,997
2,031,900
98,799
348,857
624,321
-
11,268,522
-
-
-
-
-
-
31,012
-
-
-
-
-
31,012
473
452
2,361
3,286
-
3,383
430
3,813
11,698
1,593
22,048
6,788
813,151
16,872
31,322
-
100,697
4,402
-
147
75,771
-
74,632

<http://sumut.bps.go.id>

Import

Nilai CIF
CIF Value
(US\$)
(7)

108
11,545
75
59,987
1,230,836

49,004
1,693
51,404
20,582
637,603
172,534
18,194
29,979
159,440

-
-
-
-
-
-
-
-
-
94,036

-
-
-
-
-
324
-
-
3,087

-
-
-
-
-
61
-
-
-
-
1,237,941

578,739
46,758
1,827
36,262
96,120
29,941
46,643
268,651

-
2,516
-
6,773
83,759
716
44,143
9,916
13,976
281,610

366
2,309
11,633
17,183
743

<http://sumut.bps.go.id>

Import

Nilai CIF
CIF Value
(US\$)
(7)

26,735
378
1,607,697

32,544
5,743
507
8,213
47,007

-

-

4,402

46

20,198

-

58,773

-

78,730

-

-

-

-

-

-

-

-

-

-

-

-

-

-

-

-

-

-

-

-

731

-

<http://sumut.bps.go.id>

Import

Nilai CIF
CIF Value
(US\$)
(7)

185,349

-

1,435

-

616

21,152

-

-

1,785

-

2,043

-

-

-

-

2,763

-

-

-

-

-

-

-

-

-

-

-

-

-

-

-

-

-

-

-

-

-

-

-

-

-

-

-

1,015

-

-

-

125

-

-

-

-

-

-

-

-

-

7,838

-

3,335

-

-

-

-

-

-

-

-

-

-

-

-

-

-

-

-

-

-

-

-

-

-

-

-

-

-

-

-

-

-

-

-

-

-

<http://sumut.bps.go.id>

Import

Nilai CIF
CIF Value
(US\$)
(7)

-
-
-
42,107

321,904
81,427
8,245
518,706
264,031
-
527
232,167
105,972
1.001,786
-
-
-
-
19,630
-
62,788
1.178,502
20,938
3,288,381
32,890
-
105,738
26,405
7.270,037

157,622
14,885
2,077
71,125
199,267
284,113
97,549
37,952
65,062
-
359
16
-
-
96,000
65,008
-
1
1,078
-
-
578
237,848
2,328
-
159
-
1,333,027

118,236
16,920
10,414
-
34,660
9,114
18
170,150

<http://sumut.bps.go.id>

Import

Nilai CIF
CIF Value
(US\$)
(7)

315,893
-
1,818
14
677,237

-
-
-
-
-

-
-
-
-
-

18
-
-
-
18

10,233
-
18
1,868
12,119

37,952
-
-
3,497
41,449

2,121
3,850
-
-
5,971

14,889
69,498
62,531
627,886
65,758
27,838
1,728
33,239
7,401
-

1,122
39,568
24,781
97,900
27,150
1,101,289

737
2,113
2,867
-
7,959
-

<http://sumut.bps.go.id>

Import

Nilai CIF
CIF Value
(US\$)
(7)

1,989
-
-
395,226
2,468
-
-
413,359
33,969
5,009
-
38,978
-
-
-
8,760
178,170
551,997
917,688
-
411,783
66,561
37,748
401
-
234
2,173,342
913,457
12,613
-
207,243
956,147
6,682
38,212
410,777
-
312,147
779,964
183,017
634,079
15,246
164,478
293,955
6,515
189,449
-
16,937
5,140,918
513,344
21,337
8,638
67,857
478,153
42,899
19,437
31,200
639,873
-
26,985
-
-
38,384
20,822
831

<http://sumut.bps.go.id>

Import

Nilai CIF
CIF Value
(US\$)
(7)

19,071
50,583
33,449
129,408
463
-
2.142.734

85.555
2.032
12,123
33,300
1,374,933
166,478
232.158
-
7.298
-
-
-
2.085
-
-
105,498
-
-
-
-
-
-
-
-
-
-
-
-
-
6,657
-
2,630
-
-
-
-
-
2,309
6,884
-
-
-
2,039,940

3,011
8
320,419
22,713
75,602
-
3,848
-

<http://sumut.bps.go.id>

Import

Nilai CIF
CIF Value
(US\$)
(7)

265,957
-
-
-
48,021
-
-
2,562
-
-
202,296
-
-
-
-
-
-
-
-
-
-
-
863
-
-
-
-
-
-
-
-
-
3,393
-
2,792
233
-
-
1,161
-
-
-
-
952,879
-
1,402,994
39,745
1,041
83,157
-

<http://sumut.bps.go.id>

Import

Nilai CIF
CIF Value
(US\$)
(7)

-
-
1,526,937
-
-
106,845
127,600
8,600
12,059
492,553
99,653
6,000
531,830
80,460
341,614
38,368
215,699
55,586
60,500
12,132
108,540
29,400
3,884
2,331,323
42,017
121,009
6,185
10,787
2,094,240
4
4,226,358
6,500,600
1,822,939
1,051,571
96
515,810
105,454
847,396
235,606
48,144
361
87,933
3,174
993,199
132,624
5,844,307
1,006,884
17,426
183,793
56,797
8,334
-
1,273,234
1,337,106
3,611
44,659
1,443,221
313,894
410,661
179,463
24,899
15,637
14,630

<http://sumut.bps.go.id>

Import

Nilai CIF
CIF Value
(US\$)
(7)

140,789
16,043
16,121
3,960,734

192,474
408,371
32,428
2,529,915
117,684
760,787
74,543
15,085
84,702
2,213
300,726
15,967
18,475
1,979
50,544
549,120
5,995
2,310
109,614
5,272,932

16,506
43,769
169
774,880
154,026
50,000
3,596
1,042,946

1,391,865
97,411
233,526
28,726
1,677,395
85,987
56
13,804
-
12,295
5,687
963
730,670
4,278,385

165,561
311,862
12,366
27,789
4,507,681
4,008
667,586
234,675
-
-
57,751
27,978
3,363
12,476
219,745
1,015
9
30,235
21

<http://sumut.bps.go.id>

Import

Nilai CIF
CIF Value
(US\$)
(7)

279
206,756
26,423
975
508,145
199
136
54,321
4
32,256
375,559
8,352
530,985
8,028,511

41,180
216,480
1,809
15,618
82,465
5,626
10,371
5,566
12,084
72
8,523
399,794

9,055
41,220
3,845
54,120

39,859
65
107,656
37,925
2,535,747
673,908
158,265
3,511,142
465,110
-
6,306,037
228,399
42,531
-
14,106,644

14,320
25,422
10,744
50,486

565,937
1,409,934
584,225
357,501
564,083
10,942
-
10,522
2,297,129
62,238
655,132
18,018
-
5,490
162,717

<http://sumut.bps.go.id>

Import

Nilai CIF
CIF Value
(US\$)
(7)

6,703,868

16,500

1,119

39

1,109

960

60

19,787

23,639

-

-

22,163

45,802

527

65,233

693

-

121,632

2,864

-

-

4,012

194,961

105,778

235,869

305,348

28,630

52,431

387,827

67,010

2,110

3,792

-

320,026

182

13,790

1,286

1,524,079

131,277

10,744

19,963

328,022

35,645

29,061

1,635

28

2,431

74,559

5

8,114

21

11,126

9,464

9,419

750

-

672,264

86,013

62,262

624,208

35,823

463,840

<http://sumut.bps.go.id>

Import

Nilai CIF
CIF Value
(US\$)
(7)

3,311
118,920
169,556
38,182
533
-
31,274
7,825
129,843
3
302
354
4,818
8,487
9,854
25,971
13,944
253
9
1
309
1,662
1.837,557

846,759
127,513
73
95,526
603,144
13,616
22,162
12,433
55,008
144
-
585
30,850
22,228
29
37
7,687
46,165
7,849
15,558
1,907,366

2,107
17,682
173,367
1,062
9,226
55
1,381
-
12,275
1,045
218,200

719
12,388
13,593
247
231,244
72,199
-
116,349
-
57,966
-

<http://sumut.bps.go.id>

Import

Nilai CIF
CIF Value
(US\$)
(7)

81,525
-
-
502
-
586,732

195,723
58,829
161,401
125,616
1,641,360
19,924
263,495
440,742
30,059
11,450
-
10,741
376
102,370
273
200
296,927
11,288
72,817
1,765
986
3,381
11,408
3,461,131

1,171
19,537
1,388,314
849,363
2,386
-
300
492,875
16,802
15,075
2,785,823

1,948,690
175
112,832
937,474
18
11,782
650,988
8,238
3,670,197

515,668
41,595
23,119
27,392
5,831,687
4,937
434,622
189,450
10,562
7,070
287
430,815
756
4,731

<http://sumut.bps.go.id>

Import

Nilai CIF
CIF Value
(US\$)
(7)

36,041
3,462
4,584
561
61,828
1,909
17,176
7,648,252

927,832
5,201
15,639
2,634
124,357
1,075,663

122,470
28,701
57,928
26,322
1,824,895
40
2,662,878
84,075
105,103
2,442
299,952
4,594
9,673
660,198
871
1,013,890
4,107
37,066
1,250
6,946,455

674,563
10,776
3,911
7,290
1,705
263,422
27,336
25,264
20,426
63,664
737
59,094
101,750
1,259,938

87
59,399
63,831
880,885
24,627
327,084
1,060,400
41,338
27,197
176,300
695,267
170,224
299,310
302,001
360,730
62,377
24,976

<http://sumut.bps.go.id>

Import

Nilai CIF
CIF Value
(US\$)
(7)

4,576,033

-
98,000
75,183
151,153
324,336

2,194,060
92,216
22,225
178,670
731,675
226,293
20,907
17,268
17,907
875,135
1,025
1,040
1,079
16,870
273,406
521
174,180
501
2,663
22,800
4,966
120,676
4,996,083

283,078
49,746
29
17,075
87,246
7,537
15,026
20,206
157
25,223
256
8,024
4,102
517,705

348,574
229,096
4,563
224,694
14,140
533,327
119,281
672,000
16,350
62,719
100
2,678
728,809
6,569
5,877
315,000
54,750
19,000
3,357,527

1,144,704
273,632

<http://sumut.bps.go.id>

Import

Nilai CIF
CIF Value
(US\$)
(7)

169,088
-
2,065
24,083
30,877
21,484
691
29,967
1,696,591

59,909
251,487
549,696
136,919
79,854
2,861,789
30,000
29,464
183,522
7,502
10,770
657,949
18,182
4,125
4,881,168

1,600,136
26,421
1,290,730
889,982
605,197
49,063
327,156
3,372,407
-
50,000
-
-
-
-
-
-
22,084
114,991
-
228,539
27,150
38,463
740,264
731,822
72,026
26,961
535,156
13,238
82,702
1,157,647
193,986
12,196,121

108,900
2,429
1,050
206,525
705,286
5,130
26,741
1,608
4,658

<http://sumut.bps.go.id>

Import

Nilai CIF
CIF Value
(US\$)
(7)

13
135,382
19,633
5,900
1,223,255

6,360
121,087
348,837
2,200
11,281
319
22,809
139,770
691,606
1,344,269

23,544
44,338
11,658
676
6,691
21,946
108,853

511,613
569
678
70,465
151,034
16,453
49,722
165,715
11,250
47,760
1,401
15,000
14,033
127,356
173,709
15,131
44,134
1,416,023

362,730
36,918
14,921
280,503
482,063
164,226
246,028
1,226,553

10,310
43,703
1,184

-
10,854
362,502
15,253
752,600
305,000
41,844
72,530
786,128
13,496
68,286
22,396
39,176

<http://sumut.bps.go.id>

Import

Nilai CIF
CIF Value
(US\$)
(7)

12,767
5,372,009

730,066
78,726
146
8,615
455,262
1,206
126,192
511,956
3,049
175
3,793
39,719
11,439
264,263
100
12,373
13,684
268,567
-
4,387
532
8,304
1,734
2,544,288

2,100,089
237,493
68
151,247
1,018,277
6,449
161,462
2,164,023
4,437
28
922
1,005
1,750
34,000
3,354,930
679
11,094
40,092
118,661
87
1,390,825
16,837
6,973
189,528
828
9,575
33,607
11,054,966

633,297
6,525
464,213
77,110
330,199
1,230,716
534,371
144,244
4,417
2,814
114,008
517,955

<http://sumut.bps.go.id>

Import

Nilai CIF
CIF Value
(US\$)
(7)

65,001
231
3,214
1,218
145,742
115,665
122,400
137,162
118,485
16,074
4,785,061

23,811
953
52,594
349,784
23,364
2,719
321,298
14,092
19,757
73,423
26,247
144,104
55,149
2,323
200
453,574
1,563,392

439,052
19,337
921
48,656
327,573
2,812
48,539
10,577
7,673
15,487
158,217
66
28
241
1,794
1,470
57,527
241
762
824
581
1,004
1,143,382

352,972
186,970
24,675
94,356
1,220,778
398,728
613,676
723,360
406,566
168
5,577
8,680
73,115
143,793
79,370

<http://sumut.bps.go.id>

Import

Nilai CIF
CIF Value
(US\$)
(7)

4,407
265,229
8,002
7,441
4,543
9,293
6,835
15,981
24,602
4,679,117

225,014
25,921
58,782
152,697
473,476
37,277
661,351
622,776
6,616
2,768
2,381
21,169
150,076
15
884,733
343,078
9,478
214
8,717
134,517
536
727
3,822,319

661,451
162,485
45,488
253,303
318,114
50,750
170,928
96,595
811
281,107
328,583
16
41
7,894
502
16,394
39,451
11
3,446
204
7,324
2,977
2,350
2,450,225

87
1,949
628
-
740
13,136
86,237
-
2,151

<http://sumut.bps.go.id>

Import

Nilai CIF
CIF Value
(US\$)
(7)

104,928
332,980
176,931
76
17,340
470
3,536
-
20,320
7,550
54
559,257

16,685
17,165
2,622
-
-
1,438
37,910

98,307
-
12,976
-
111,283

134,033
-
-
134,033

5,154
17,656
839
1,899
25,548

6,028
1,222
100
488,545
399,688
105
13,558
-
-
41,142
2,700
46
1,905,106
60
2,858,300

814,092
253
100
7,661
320,219
18,780
18,360
265
3,489
264
85,870
5,859
684
68

<http://sumut.bps.go.id>

Import

Nilai CIF
CIF Value
(US\$)
(7)

1,275,964

65,952

129,213

87,546

56,593

254,118

36,747

64,862

62,253

1,256

7,088

6,761

103,962

10,836

357,836

2,679

25,069

127,037

26,874

91

328

419,656

17,334

105,096

93

11,988

1,981,268

46,855

24,883

277

2,110

87,114

827

599,772

206,481

301

39,166

442

10,809

17,476

62,869

21,959

1,820

11,414

1,134,575

40,000

116

-

-

31,878

71,994

61,312

2,560

562,272

1,315

-

6,731

70

634,260

5,395

122,100

137

778,443

22,692

<http://sumut.bps.go.id>

Import

Nilai CIF
CIF Value
(US\$)
(7)

520
179
-
390
929,856

1,159,543
890,898
23,084
851,554
2,288,650
34,657
243,278
51,390
27,312
-
-
-
-
6,504
247,405
100
-
10,133
48,303
1,552
2,491,718
947
33
11,736
19,406
440
8,408,643

240,300
3,352
243,652

8,345,266
368,862
-
8,714,128

132,345
5,904
138,249

65,793
3,971
87,806
2,828
30,759
122,382
7,950
303
321,792

17,578
80,526
3,496,956
201
57,052
359,950
-
731,394
-
9,991
69,308

<http://sumut.bps.go.id>

Import

Nilai CIF
CIF Value
(US\$)
(7)

-
4,822,956

290,141
340
75
121,333
9,018
-
141,246
1,376
563,529

5,510
450,689
-
108,000
564,199

29,063
1,809
30,124
60,996

1,150,000
4,227
51,145
6,353
-
201,555
2,211
-
1,415,491

4,733
-
40,340
-
278
45,351

4,419
24,137
6,201
32,755
-
-
4,288
1,311
408,046
481,157

1,989
1,216
-
701,686
-
-
2,015
-
-
-
1,571
-
-
-
935

<http://sumut.bps.go.id>

Import

Nilai CIF
CIF Value
(US\$)
(7)

-
780
-
710,192
-
396
160
3,060
370,202
280
273
89,674
-
-
-
13,701
-
-
-
-
-
85,861
-
-
-
-
-
-
2,471
-
-
13,256
-
-
-
45,401
-
-
-
-
-
-
624,735
3,316
-
15,767
-
18,834
-

<http://sumut.bps.go.id>

Import

Nilai CIF
CIF Value
(US\$)
(7)

-
-
-
37,917
-
-
-
-
11,441
-
-
-
-
-
-
-
-
-
-
11,441
58,551
3,860
547
-
-
-
-
-
62,958
-
16,034
-
-
13,024
-
-
29,058
26
1,124
-
17,891
-
-
-
-
19,041
-
23,589
44,956
-
598
-
774
-
-
-
-
-

<http://sumut.bps.go.id>

Import

Nilai CIF
CIF Value
(US\$)
(7)

-
-
69,917
33
11,052
-
1,001
804
-
-
12,890
-
-
1,808
-
30,645
-
-
198
-
-
-
65,207
-
-
-
-
-
-
-
-
-
-
-
-
-
708
1,404
-
-
-
7,654
-
-
-
-
-
-
-
-
-
-
-
-
-
-
-
-
-
-
-
-

<http://sumut.bps.go.id>

Import

Nilai CIF
CIF Value
(US\$)
(7)

-
-
-
-
-
-
-
-
-
-
-
107.624
-
904
6,409
-
109,346
-
-
53,504
330,074
-
12,928
-
-
-
-
-
-
-
-
-
-
-
-
-
-
-
-
-
-
-
-
-
-
-
513,165
-
1,421
4,583
6,663
16,839
29,506
-
4,701
33,822
345
37,102
-
-
-
517
-
76,487
-
18,730
2,065
109,437
10,445
11,710
525
15,096
376
25,961

<http://sumut.bps.go.id>

Import

Nilai CIF
CIF Value
(US\$)
(7)

189
194,534

143,242
247,505
5,386
16,058
586,571
8,131
319,224
962,232
34,192
738
4,970
143,089
53,368
923
1,338
143,088
1,597
5,404
648
2,416
2,144
1,231
2,683,495

1,774
-
1,774

708
1,341
-
2,049

-
-
651
-
17,658
-
26,788
-
-
-
-
-
-
-
-
-
-
-
-
2,189
-
-
-
162
-
-
-
-
-
-
-
3,708
-

<http://sumut.bps.go.id>

Import

Nilai CIF
CIF Value
(US\$)
(7)

-
-
-
-
-
-
51,156
2,237
57
129,082
-
-
2,660
1,109
1,058
136,203
7,402
-
7,402
332
29,297
565
527
76,403
352
986,323
13,438
1,874
-
-
288
-
-
-
-
1,141
-
831
48
253,258
95
-
1,364,772
38,761
8,381
139,812
7,599
895,987
548,182
71,652
953,131
-
-
26,764
197,401
8,781
-
-
-
-
16,039
70,389

<http://sumut.bps.go.id>

Import

Nilai CIF
CIF Value
(US\$)
(7)

-
-
1,429
118,263
14,664
3,900
199
-
-
10,649
-
-
4,129
3,136,112

27,875
2,929
21,205
622,310
-
44,087
26,289
-
-
-
-
744,695

5,287
10,582
15,629
3,722
219,378
2,045
6,286
35,023
15,536
173,995
5,398
-
200
70
-
-
493,151

-
17,100
32,225
-
-
-
49,325

18,987
-
5,736
-
-
-
-
24,723

8,885
100
4,857

<http://sumut.bps.go.id>

Import

Nilai CIF
CIF Value
(US\$)
(7)

31,781
587
52,749
5,172
4,047
108,178
-
11,147
27,886
5,628
1,563,326
6,584
85,691
118,517
-
-
18,656
1,552
-
-
-
-
-
1,755
-
-
-
931
-
-
-
-
2,971
-
-
-
-
-
-
1,844,644
-
-
-
-
-
-
-
-
-
-
-
-
679,810,981

<http://sumut.bps.go.id>

Tabel 23. Ekspor dan Impor Sumatera Utara menurut Komoditi SITC dan HS, 2003
 Table 23. Export dan Import of Sumatera Utara by Country and SITC Commodity, 2003
 Tabel 23. Lanjutan
 Table 23. Continued

Negara/Country		Ekspor/Export		Impor/Import	
SITC	Komoditi/Commodity	Berat Bersih Net Weight (Kg)	Nilai FOB FOB Value (US\$)	Berat Bersih Net Weight (Kg)	Nilai CIF CIF Value (US\$)
(1)	(2)	(4)	(5)	(6)	(7)
Japan					
001	Live Animals Other Than Fis	644	1,932	-	-
034	Fish,fresh,chilled Or Frozer	352,504	491,218	-	-
035	Fish,dried Salted Or In Brine:smoked Fis	177,185	530,578	-	-
036	Crustaceans Moluscs And Aquatic Invertebrate	9,010,517	71,605,920	1,486	2,688
044	Maize,unmilled	84,000	12,930	-	-
046	Meal And Flour Of Wheat And Flour Of Mesli	-	-	711,000	124,905
047	Other Cereal Meals And Flour:	-	-	1,557,665	342,737
048	Cereal Preparations And Preparations Of Flours/starch Of Fruit	67,699	40,540	-	-
054	Vegetables,fresh Chilled,frozen Or Simply Preserved	2,646,250	1,588,563	-	-
056	Vegetables,roots And Tubers,prepared Or Preserved N.e.s	335,540	168,727	31,000	148,613
057	Fruit And Nut,fresh Or Dried	1,000	3,400	-	-
071	Coffee And Coffee Substitute:	9,584,540	15,565,845	-	-
074	Tea And Mate	51,000	81,410	-	-
075	Spices	132,430	131,631	-	-
081	Feeding Stuff For Animal	2,279,541	223,905	285,594	201,617
098	Edible Product And Preparation	-	-	90	169
112	Alcoholic Beverage:	13,383	16,498	-	-
223	Oil Seeds Use For Extraction Of Other Fixed Vegetable Oils	10,000	19,400	-	-
231	Natural Rubber Latex;natural Rubber And Similar Natural Gums	77,855,049	68,738,504	177,240	158,004
232	Synthetic Rubber Latex;synthetic Rubber And Reclaimed Rubber	310,500	245,431	134,671	213,129
245	Fuel Wood And Wood Charcoa	11,859,453	2,643,735	-	-
246	Wood In Chips Or Particles And Wast	242,566	197,802	-	-
247	Wood In The Rough Or Roughly Square	30,409	14,992	-	-
248	Wood,Simply Worked And Railway Sleeper Of Wood	8,668,315	6,539,022	-	-
251	Pulp And Waste Paper:	10,157,919	3,628,231	-	-
269	Old Clothing And Other Old Textile Articles:ras	5,900	20,000	-	-
272	Fertilizers,crude	258,848	33,700	-	-
274	Sulphur & Unroasted Iron Pyrite	-	-	64,000	99,200
278	Other Crude Minerals:	-	-	210,867	79,434
282	Waste And Scrap Metal Of Iron Or Stee	428,267	360,817	55,349,807	5,459,633
284	Nickel Ores And Concentrate	60,374,200	1,126,280	-	-
285	Aluminium Ores And Concentrate	-	-	40,000	14,200
287	Ores And Concentrates Of Base Metals,n.e.	-	-	3,194	3,398
288	Non-ferrous Base Metal Waste And Scrap. N.e.:	56,120	3,928	-	-
292	Crude Vegetable Materials,n.e.:	215,003	495,757	-	-
321	Coal,pulverized Or No	193,413,000	4,245,357	-	-
335	Residual Petroleum Products,nes And Related Materials	-	-	37,971,642	8,424,443
411	Animal Oils And Fat:	7,650	43,032	-	-
422	Fixed Vegetable Fats And Oils Solid,crude,refined/fractioned	1,100,000	357,500	-	-
431	Animal And Vegetable Oil And Fat Processed And Wax Of Animal/veg	63,000	34,020	-	-
511	Hydrocarbon,n.e.s And Their Halogenated,nitrated Derivatives	-	-	40,000	18,045
512	Alcohols,phenols,phenol-alcohols And Their Halogenated	-	-	86,530	230,977
513	Carboxylic Acids,and Their Anhydrides,halides,peroxides	36,000	17,676	344,090	239,154
514	Nitrogen-function Compound	-	-	201,967	2,489,851
515	Organo-inorganic And Heterocyclic Compound	-	-	12,000	39,000
516	Other Organic Chemical	-	-	1,653	4,878
522	Inorganic Chemical Elements,oxides And Halogen Salts	-	-	680,238	1,105,834
523	Metallic Salts And Peroxysalt	-	-	200,150	104,923
531	Synthetic Org.colouring Matte	-	-	20,196	177,117
532	Dyeing And Tanning Extracts,and Synthetic Tanning Materials	-	-	668	6,758

Tabel 23. Lanjutan
Table Continued

Negara/Country		Ekspor/Export		Impor/Import	
SITC	Komoditi/Commodity	Berat Bersih Net Weight (Kg)	Nilai FOB FOB Value (US\$)	Berat Bersih Net Weight (Kg)	Nilai CIF CIF Value (US\$)
(1)	(2)	(4)	(5)	(6)	(7)
533	Pigments,paints,varnishes And Related Material	-	-	88,599	158,747
551	Essential Oils,perfume And Flavour Material	56,351	340,700	-	-
553	Perfumery,cosmetics And Toilet Preparation	119,218	408,122	-	-
554	Soap,cleansing And Polishing Preparatio	-	-	51,976	261,477
562	Fertilizers,manufacturec	5,000,000	705,000	19,863,138	2,122,920
571	Polymers Of Ethylene,primary Form	-	-	315,000	187,250
574	Poliacetals,polycarbon,primar	-	-	2	695
575	Other Plastics In Primary Form	-	-	169,169	265,445
581	Tubes,pipes And Hoses Of Plasti	-	-	61,100	56,414
582	Plates,sheets,film Of Plastic:	25,776	28,213	13,943	103,792
592	Starches,inulin And Wheat Gluten Albuminoidal Substances;elues	-	-	2,404	8,462
597	Additive For Mineral Oil:	-	-	9	336
598	Miscellaneous Chemical Products,n.e.	799,118	526,778	192,652	321,994
611	Leather	5,159	456,984	-	-
613	Furskins, Tanned Ordresse	3,240	2,052	-	-
621	Materials Of Rubbe:	4,290	7,552	1,893	11,698
625	Rubber Tyre,tyre Cases,tyre Treads,inner Tubes And Tyre Flans	-	-	31,764	49,004
629	Articles Of Rubber,n.e.:	-	-	65,557	578,739
634	Veneers,plywood,improved Or Reconstituted Wood,worked,n.e.:	12,889,011	9,566,494	-	-
635	Wood Manufactures,n.e.:	27,431,820	14,027,501	-	-
641	Paper And Paperboard	9,640	4,948	40,893	321,904
642	Paper And Paperboard Cut To Size Or Shape And Articles Of Paper	34,325	55,551	16,740	157,622
651	Tetile Yarn	42,499	97,954	33,628	118,236
652	Cotton Fabrics,wover	14,386	39,976	-	-
653	Fabrics,woven,of Man-made Fibre	1,605	2,386	-	-
655	Knitted Or Crocheted Fabric	-	-	23,334	37,952
657	Special Yarns,textile Fabric:	8,400	16,832	640	14,889
658	Made-up Articles,wholly Or Chiefly Of Textile Materials N.e.s	15,373	63,200	449	737
661	Lime,cement And Fabricated Construction Materials	6,532	14,435	-	-
662	Clay Construction Materials And Refactory Construction Materials	724	1,600	833,820	913,457
663	Mineral Manufactures,n.e.:	955	2,112	55,950	513,344
664	Glass	42,289	86,948	111,778	85,555
665	Glassware	9,682	6,517	31	3,011
666	Pottery	1,364	5,336	-	-
671	Pig Iron,spiegeleisen,sponge Iron,ferro-alloy	-	-	84,000	106,845
672	Ingots And Other Primary Forms,of Iron Or Ste	-	-	437,600	42,017
673	Flat Rolled Products Not Clac	-	-	4,936,473	1,822,939
674	Flat Rolled Product,clad,plate	-	-	500,196	1,006,884
675	Flat Rolled Product,alloy Stee	-	-	8,573,563	1,337,106
676	Iron And Steel Bar,rods,angels,shaped And Sections	-	-	1,785,964	192,474
677	Rail And Railway Tract Construction Material Of Iron Or Steel	-	-	26,498	16,506
678	Wire Of Iron Or Stee:	-	-	2,522,576	1,391,865
679	Tubes,pipes,hollow Profile,pipe Fitting Of Iron Or Steel	-	-	96,794	165,561
682	Copper	-	-	2,900	41,180
684	Alumunium	94,977,796	132,306,067	2,032	39,859
685	Lead	-	-	39,233	14,320
686	Zinc	-	-	823,887	565,937
691	Structures And Parts Of Iron,steel Or Aluminium	2,925,126	4,145,041	26	527
692	Metal Containers For Storage And Transpo:	-	-	91,200	105,778
693	Wire Product And Fencing Grill	-	-	73,059	131,277
694	Nails,screws,nuts,bolts,rivets In The Like Of Iron,steel/copper	1	1	4,646	86,013
695	Tools For Use In The Hand Or In Machine	-	-	143,573	846,759
697	Household Equipment Of Base Metal,n.e.	19,042	57,074	384	719
699	Manufactures Of Base Metal N.e.	4,466	2,305	28,241	195,723
711	Steam And Other Vapour Generating Boilers And Parts	-	-	67	1,171

Tabel 23. Lanjutan
Table Continued

Negara/Country		Ekspor/Export		Impor/Import	
SITC	Komoditi/Commodity	Berat Bersih Net Weight (Kg)	Nilai FOB FOB Value (US\$)	Berat Bersih Net Weight (Kg)	Nilai CIF CIF Value (US\$)
(1)	(2)	(4)	(5)	(6)	(7)
712	Steam Or Oth Gen.boilers & Part	-	-	97,578	1,948,690
713	Internal Combustion Piston Engines And Part	-	-	137,177	515,668
714	Engines And Motors,non-electric,parts N.e.	-	-	63,752	927,832
716	Rotating Electric Plant And Parts Thereof,n.e.	-	-	153,535	122,470
718	Other Power Generating Machinery And Parts Thereof,n.e.s	-	-	8,629	674,563
721	Agricultural Machinery And Part	-	-	46	87
723	Civil Engineering And Contractor Plant And Equipment And Parts	380	3,423	2,702,688	2,194,060
724	Textile And Leather Machinery,and Parts Thereof,n.e.s	-	-	13,541	283,078
725	Paper Mill And Pulp Mill Machinery,paper Cutting Machine	-	-	91,785	348,574
726	Printing And Bookbinding Machinery And Parts Thereof,n.e.s	-	-	54,491	1,144,704
727	Food-processing Machines And Parts Thereof,n.e.s	-	-	8,438	59,909
728	Other Machine And Equipment Specialized For Particular Industrv	-	-	208,839	1,600,136
731	Machine-tools Bv Removing Meta	-	-	26,847	108,900
733	Machine-tool For Working Meta	-	-	10,009	6,360
737	Metal Working Machinery And Pa	-	-	70,629	511,613
741	Heating And Cooling Equipment And Parts Thereof,n.e.s	-	-	25,029	362,730
742	Pumps For Liquid And Part	-	-	38,799	730,066
743	Pumps And Compressors,fans & Blowers;centrifuges And Parts	1,100	553,552	34,487	2,100,089
744	Mechanical Handling Equipment And Parts Thereof,n.e.s	-	-	313,621	633,297
745	Other Non-electical Machinery,tools And Mechanical Apparatus	-	-	1,481	23,811
746	Ball Or Roller Bearings	-	-	9,002	439,052
747	Taps,cocks,valves For Pipe	-	-	24,774	352,972
748	Transmission Shafts And Crank	-	-	26,218	225,014
749	Non-electric Parts And Accessories Of Machinery,n.e.s	-	-	34,610	661,451
751	Office Machines	-	-	58	87
752	Automatic Data Processing Machines And Units Thereof	-	-	4,562	332,980
764	Telecommunication Equipment N.e.s And Part	3,108	5,933	472	6,028
771	Electric Power Machinery & Part	43	383	35,179	814,092
772	Electrical Apparatus For Making And Breaking Electrical Circuit	-	-	10,024	65,952
773	Equipment For Distributing Electricit	-	-	5,792	46,855
774	Electric Apparatus For Medical Purpose & Radiological Apparatus	-	-	1,085	40,000
776	Thermionic,cold Cathode And Photo-cathode Valves And Tubes	6	7,573	57	5,395
778	Electrical Machinery And Apparatus,n.e	-	-	333,413	1,159,543
781	Passenger Motor Car	-	-	35,178	240,300
782	Motor Vehicle For The Transport Of Good	-	-	13,890,880	8,345,266
783	Road Motor Vehicles,n.e.s	-	-	268,210	132,345
784	Parts And Accessories,n.e.s Of The Motor Vehicles	-	-	164,222	65,793
785	Motorcycles,motor Scooters,and Other Cycles Motorized And Non-mt	-	-	29,279	17,578
786	Trailer And Other-vehicle,not Motorize	-	-	653,955	290,141
793	Ships,boats And Floating Structure	-	-	66,000	1,150,000
812	Sanitary,plumbing,heating And Lighting Fixtures And Fittings	-	-	595	4,419
813	Lighting Fixtures And Fitting	5,380	15,560	108	1,989
821	Furniture And Parts Thereof	7,669,868	9,434,277	-	-
831	Travel Goods	1,312	2,900	6,000	3,316
844	Women's Coats, Jacket, Knitce	-	-	1	26
845	Articles Of Apparel, Ne:	667	16,604	-	-
848	Articles Of Apparel And Clothing Accessories Of Oth. Than Tex. Fab.	362,617	790,183	-	-
851	Footwear	1,617	17,747	-	-

Tabel 23. Lanjutan
Table Continued

(1)	(2)	(3)	Ekspor/Export		Impor/Import	
			Berat Bersih	Nilai FOB	Berat Bersih	Nilai CIF
			Net Weight	FOB Value	Net Weight	CIF Value
			(Kg)	(US\$)	(Kg)	(US\$)
			(4)	(5)	(6)	(7)
	871	Optical Instrument And Apparatu	33,000	57,750	-	-
	872	Medical Instruments And Appliances, Ne	-	-	182	4,701
	873	Meters And Counters, Nes	-	-	150	18,730
	874	Measuring, Checking, Analysing And Controlling Instrument	-	-	3,804	143,242
		And App.				
	882	Photographic And Cinematographic Supplic	-	-	375	708
	884	Optical Goods,n.e.s	106,518	1,310,944	-	-
	885	Watches And Clocks	7,101	13,662	48	2,237
	892	Printed Matter	14	147	76	332
	893	Article,n.e.s Of Plastic:	13,692,950	11,226,171	17,186	38,761
	894	Baby Carriages,toys,games And Sporting Goo	13,260	603,540	4,016	27,875
	895	Office And Stationery Supplies N.e.	12,609	31,438	2,715	5,287
	896	Works Of Art,collectors Pieces And Antique	11,730	9,920	-	-
	898	Musical Instrument And Parts Andaccessories Thereof	10,658	36,231	4,696	8,885
	899	Other Miscellaneous Manufactured Articles,n.e.	165,092	209,066	-	-
	921	Export For Pebt	96,942	182,464	-	-
		Subtotal	556,472,592	366,735,428	159,967,452	63,041,836
Hongkong						
	001	Live Animals Other Than Fisl	277,718	279,315	-	-
	016	Meat And Edible Meat Offal, Salted, Dried; Edible Flour Of	8,470	24,045	-	-
		Meat				
	022	Milk And Cream And Milk Products Other Than Butter Or	125	3,750	-	-
		Cheese				
	025	Eggs,birds And Egg Yolks Fresh,dried Or Otherwise	21,120	8,971	-	-
		Preserved				
	034	Fish,fresh,chilled Or Frozer	153,939	265,087	-	-
	035	Fish,dried Salted Or In Brine;smoked Fisl	89,584	137,464	-	-
	036	Crustaceans Moluscs And Aquatic Invertebrate	451,785	2,057,104	-	-
	037	Fish,crustaceans,moluscs And Oth Aquatic Invert,prep Or	8,200	16,175	-	-
		Preserve				
	048	Cereal Preparations And Preparations Of Flours/starch Of	19,946	51,178	-	-
		Fruit				
	054	Vegetables,fresh Chilled,frozen Or Simply Preserved	531	589	-	-
	057	Fruit And Nut,fresh Or Dried	465,467	254,632	-	-
	062	Sugar Confectioner	163,546	191,037	-	-
	071	Coffee And Coffee Substitute:	80,982	168,792	-	-
	074	Tea And Mate	346	1,188	-	-
	075	Spices	129,236	180,778	-	-
	091	Margarine And Shortenin;	7,502,944	2,959,746	-	-
	098	Edible Product And Preparation	15,654	287,491	-	-
	111	Non-alcoholic Beverages,n.e.	257	34	-	-
	231	Natural Rubber Latex;natural Rubber And Similar Natural	182,280	182,350	-	-
		Gums				
	245	Fuel Wood And Wood Charcoa	344,032	84,175	-	-
	248	Wood,Simply Worked And Railway Sleeper Of Wood	10,155,176	3,415,156	-	-
	278	Other Crude Minerals	-	-	933,581	79,675
	288	Non-ferrous Base Metal Waste And Scrap, N.e.:	954,554	681,901	-	-
	292	Crude Vegetable Materials,n.e.:	36,492	51,316	-	-
	325	Coke And Semi Coke Of Coal,of Lignite,or Of Peat	-	-	1,559,150	113,847
	422	Fixed Vegetable Fats And Oils Solid,crude,refined/fractioned	12,597,000	5,159,100	-	-
	431	Animal And Vegetable Oil And Fat Processed And Wax Of	4,183,140	2,268,227	-	-
		Animal/veg				
	514	Nitrogen-function Compound	20,000	28,400	7,136	29,452
	522	Inorganic Chemical Elements,oxides And Halogen Salts	-	-	30,093	25,534
	523	Metallic Salts And Peroxysalt	-	-	884,483	285,969
	524	Other Inorganic Chemicals;chemical Compound Of Precious	-	-	971,400	294,375
		Metals				
	533	Pigments,paints,varnishes And Related Material	-	-	108,620	69,923
	551	Essential Oils,perfume And Flavour Material	10,150	42,598	-	-
	553	Perfumery,cosmetics And Toilet Preparation	1,680	222	1,171	1,376
	554	Soap,cleansing And Polishing Preparatio	3,412	451	39,868	130,766
	562	Fertilizers,manufacturec	-	-	10	1,638

Tabel 23. Lanjutan
Table Continued

Negara/Country		Ekspor/Export		Impor/Import	
SITC	Komoditi/Commodity	Berat Bersih Net Weight (Kg)	Nilai FOB FOB Value (US\$)	Berat Bersih Net Weight (Kg)	Nilai CIF CIF Value (US\$)
(1)	(2)	(4)	(5)	(6)	(7)
573	Polimers Of Vinyl Chloride,prmr	-	-	523	1,809
574	Poliacetals,polycarbon,primar	-	-	16,515	99,199
575	Other Plastics In Primary Form	-	-	16,660	215,938
579	Waste And Scrap Of Plastic	38,958	3,895	-	-
581	Tubes,pipes And Hoses Of Plasti	-	-	4,164	3,798
582	Plates,sheets,film Of Plastic:	4,961	37,610	1,550	23,552
592	Starches,inulin And Wheat Gluten Albuminoidal Substances:plues	-	-	3,476	4,964
597	Additive For Mineral Oil:	-	-	35	574
598	Miscellaneous Chemical Products,n.e.	-	-	19,817	10,641
611	Leather	4,458	224,784	-	-
621	Materials Of Rubbe:	186,726	264,406	21	1,593
625	Rubber Tyre,tyre Cases,tyre Treads,inner Tubes And Tyre Flaps	-	-	1,200	1,693
629	Articles Of Rubber,n.e.:	-	-	4,405	46,758
634	Veneers,plywood,improved Or Reconstituted Wood,worked,n.e.:	5,422,446	2,437,943	-	-
635	Wood Manufactures,n.e.:	4,208,424	1,919,109	1,220	1,435
641	Paper And Paperboard	-	-	18,694	81,427
642	Paper And Paperboard Cut To Size Or Shape And Articles Of Paper	208	1,135	4,922	14,885
651	Tetile Yarn	-	-	7,200	16,920
652	Cotton Fabrics,wover	424	12,744	-	-
653	Fabrics,woven,of Man-made Fibre	1,128	8,100	-	-
655	Knitted Or Crocheted Fabric	35	252	-	-
656	Tulle,lace,embroidery,ribbons,trimmings And Other Small Wares	-	-	109	2,121
657	Special Yarns,textile Fabric:	-	-	1,459	69,498
658	Made-up Articles,wholly Or Chiefly Of Textile Materials N.e.s	-	-	1,798	2,113
661	Lime,cement And Fabricated Construction Materials	289	8,694	-	-
662	Clay Construction Materials And Refactory Construction Materials	-	-	22,881	12,613
663	Mineral Manufactures,n.e.:	-	-	12,207	21,337
664	Glass	19,256	6,341	1,235	2,032
665	Glassware	562	300	6	8
671	Pig Iron,spiegeleisen,sponge Iron,ferro-alloy	-	-	220,000	127,600
674	Flat Rolled Product,clad,plate	-	-	7,121	17,426
675	Flat Rolled Product,alloy Stee	-	-	793	3,611
678	Wire Of Iron Or Stee:	-	-	93,660	97,411
679	Tubes,pipes,hollow Profile,pipe Fitting Of Iron Or Steel	-	-	4,642	311,862
682	Copper	111,718	152,474	113,169	216,480
683	Nickel	-	-	120	9,055
684	Alumunium	42,586	15,372	44	65
693	Wire Product And Fencing Grill	-	-	160	10,744
694	Nails,screws,nuts,bolts,rivets In The Like Of Iron,steel/copper	2,185	7,680	11,429	62,262
695	Tools For Use In The Hand Or In Machine	-	-	9,303	127,513
696	Cutlery	-	-	1,544	2,107
697	Household Equipment Of Base Metal,n.e.	-	-	4,720	12,388
699	Manufactures Of Base Metal N.e.	-	-	17,527	58,829
713	Internal Combustion Piston Engines And Part	-	-	681	41,595
716	Rotating Electric Plant And Parts Thereof,n.e.	-	-	2,655	28,701
718	Other Power Generating Machinery And Parts Thereof,n.e.s	-	-	234	10,776
724	Textile And Leather Machinery,and Parts Thereof.n.e.s	-	-	76,192	49,746
725	Paper Mill And Pulp Mill Machinery,paper Cutting Machine	-	-	6,803	229,096
728	Other Machine And Equipment Specialized For Particular Industrv	-	-	18,710	26,421
731	Machine-tools By Removing Meta	3,500	5,000	91	2,429
737	Metal Working Machinery And Pa	-	-	7	569
741	Heating And Cooling Equipment And Parts Thereof,n.e.s	-	-	6,280	36,918
742	Pumps For Liquid And Part	-	-	2,547	78,726

Tabel 23. Lanjutan
Table Continued

Negara/Country		Ekspor/Export		Impor/Import	
SITC	Komoditi/Commodity	Berat Bersih Net Weight (Kg)	Nilai FOB FOB Value (US\$)	Berat Bersih Net Weight (Kg)	Nilai CIF CIF Value (US\$)
(1)	(2)	(4)	(5)	(6)	(7)
743	Pumps And Compressors;fans & Blowers;centrifuges And Parts	16,000	430,121	4,497	237,493
744	Mechanical Handling Equipment And Parts Thereof,n.e.s	-	-	373	6,525
746	Ball Or Roller Bearings	-	-	266	19,337
747	Taps,cocks,valves For Pipe	-	-	4,972	186,970
748	Transmission Shafts And Crank	-	-	307	25,921
749	Non-electric Parts And Accessories Of Machinery,n.e.s	-	-	56,312	162,485
751	Office Machines	-	-	1,361	1,949
752	Automatic Data Processing Machines And Units Thereof	-	-	7,487	176,931
759	Parts,n.e.s Of And Accessories For Machine Heading 751 Or 752	-	-	1,193	16,685
764	Telecommunication Equipment N.e.s And Part	2,329	11,526	668	1,222
771	Electric Power Machinery & Part	-	-	2	253
772	Electrical Apparatus For Making And Breaking Electrical Circuit	40	80	7,949	129,213
773	Equipment For Distributing Electricit	-	-	1,968	24,883
776	Thermionic,cold Cathode And Photo-cathode Valves And Tubes	-	-	42,553	122,100
778	Electrical Machinery And Apparatus,n.e	3,416	9,168	224,216	890,898
793	Ships,boats And Floating Structure	-	-	158	4,227
813	Lighting Fixtures And Fitting	4,610	11,802	1,002	1,216
821	Furniture And Parts Thereof	12,178	17,609	45	396
831	Travel Goods	43	86	-	-
844	Women's Coats, Jacket, Knitted	-	-	957	1,124
845	Articles Of Apparel, Ne:	-	-	11,999	23,589
846	Clothing Accessories Of Textiles Fabric	122	700	27	33
848	Articles Of Apparel And Clothing Accessories Of Oth. Than Tex. Fab.	721,503	264,899	-	-
851	Footwear	-	-	1,644	904
874	Measuring, Checking, Analysing And Controlling Instrument And App.	-	-	2,026	247,505
884	Optical Goods,n.e.s:	1,486	159,284	-	-
892	Printed Matter	49	262	5,067	29,297
893	Article,n.e.s Of Plastic:	2	9	5,499	8,381
894	Baby Carriages,toys,games And Sporting Goo	-	-	2,496	2,929
895	Office And Stationery Supplies N.e.	-	-	11,269	10,582
898	Musical Instrument And Parts Andaccessories Thereof	-	-	55	100
899	Other Miscellaneous Manufactured Articles,n.e.	1,114	45,200	7,832	11,147
	Subtotal	48,688,522	24,857,857	5,678,241	5,574,088
Korea.south					
034	Fish,fresh,chilled Or Frozer	99,783	82,425	-	-
036	Crustaceans Moluscs And Aquatic Invertebrate	120,712	237,989	-	-
048	Cereal Preparations And Preparations Of Flours/starch Of Fruit	-	-	9,689	9,742
057	Fruit And Nut,fresh Or Dried	149,801	27,279	-	-
061	Sugar,molasses And Honey	12,214,147	629,201	710,400	222,946
062	Sugar Confectionery	510,237	1,667,429	-	-
071	Coffee And Coffee Substitute:	60,734	160,302	-	-
073	Chocolate And Other Food Preparations Containing Cocoa N.e.s	10,932	324,735	-	-
075	Spices	217,164	181,110	-	-
081	Feeding Stuff For Animal	86,843,500	4,099,470	1,167,862	637,354
098	Edible Product And Preparation	7,099	2,494	3,217,484	4,344,505
231	Natural Rubber Latex;natural Rubber And Similar Natural Gums	30,892,147	26,822,792	-	-
232	Synthetic Rubber Latex;synthetic Rubber And Reclaimed Rubber	235,200	212,620	495,900	463,025
245	Fuel Wood And Wood Charcoa	2,799,406	325,232	-	-
248	Wood,Simply Worked And Railway Sleeper Of Wood	4,406,158	2,631,667	-	-
251	Pulp And Waste Paper:	7,736,600	2,419,544	-	-
272	Fertilizers,crude	618,671	46,636	-	-
273	Stone,sand And Grave	-	-	3,368	4,626
274	Sulphur & Unroasted Iron Pyrite	-	-	242,000	47,288

Tabel 23. Lanjutan
Table Continued

Negara/Country		Ekspor/Export		Impor/Import	
SITC	Komoditi/Commodity	Berat Bersih Net Weight (Kg)	Nilai FOB FOB Value (US\$)	Berat Bersih Net Weight (Kg)	Nilai CIF CIF Value (US\$)
(1)	(2)	(4)	(5)	(6)	(7)
278	Other Crude Minerals	-	-	340,000	64,922
288	Non-ferrous Base Metal Waste And Scrap, N.e.:	92,144	106,649	-	-
291	Crude Animal Materials,n.e.:	10,681	6,214	-	-
292	Crude Vegetable Materials,n.e.:	33,293	12,300	-	-
321	Coal,pulverized Or No	-	-	918,146	160,675
322	Briquettes, Lignite And Pea	3,828	82	-	-
335	Residual Petroleum Products,nes And Related Materials	-	-	109,566	47,172
411	Animal Oils And Fat:	-	-	201,924	114,736
422	Fixed Vegetable Fats And Oils Solid,crude,refined/fractioned	144,000	44,751	-	-
431	Animal And Vegetable Oil And Fat Processed And Wax Of Animal/veg	146,250	91,818	-	-
511	Hydrocarbon,n.e.s And Their Halogenated,nitrated Derivatives	-	-	40,000	18,045
512	Alcohols,phenols,phenol-alcohols And Their Halogenated	500,000	387,900	13,087	11,483
513	Carboxylic Acids,and Their Anhydrides,halides,peroxides	-	-	57,410	41,843
514	Nitrogen-function Compound	-	-	92,917	157,580
515	Organo-inorganic And Heterocyclic Compoun	-	-	583	1,628
522	Inorganic Chemical Elements,oxides And Halogen Salts	-	-	1,738,861	749,887
523	Metallic Salts And Peroxysalt	-	-	590,805	110,899
524	Other Inorganic Chemicals;chemical Compound Of Precious Metals	-	-	141,120	39,109
531	Synthetic Org.colouring Matte	-	-	589	1,263
533	Pigments,paints,varnishes And Related Material	-	-	524	1,360
551	Essential Oils,perfume And Flavour Material	180	980	-	-
554	Soap,cleansing And Polishing Preparatio	164,500	72,862	538,165	112,800
562	Fertilizers,manufacture	-	-	59,078,320	7,389,367
571	Polymers Of Ethylene,primary Form	-	-	440,899	306,336
573	Polimers Of Vinyl Chloride,prmr	-	-	1,954,000	453,350
574	Poliacetals,polycarbon,primar	-	-	5,925	13,309
575	Other Plastics In Primary Form	-	-	1,232,058	972,937
579	Waste And Scrap Of Plastic	-	-	34,597	16,130
582	Plates,sheets,film Of Plastic:	-	-	57,217	53,454
592	Starches,inulin And Wheat Gluten Albuminoidal Substances;glues	-	-	808,519	205,711
597	Additive For Mineral Oil:	-	-	16,523	14,803
598	Miscellaneous Chemical Products,n.e.	-	-	122,246	111,386
611	Leather	352	36,684	-	-
621	Materials Of Rubbe:	321,902	493,725	25,294	22,048
625	Rubber Tyre,tyre Cases,tyre Treads,inner Tubes And Tyre Flans	94,669	20,569	48,261	51,404
629	Articles Of Rubber,n.e.:	-	-	807	1,827
634	Veneers,plywood,improved Or Reconstituted Wood,worked,n.e.:	32,699,184	7,457,414	13,306	4,402
635	Wood Manufactures,n.e.:	7,575,689	4,297,231	-	-
641	Paper And Paperboard	412,846	786,067	2,987	8,245
642	Paper And Paperboard Cut To Size Or Shape And Articles Of Paper	-	-	387	2,077
657	Special Yarns,textile Fabric:	-	-	2,748	62,531
661	Lime,cement And Fabricated Construction Materials	18,150	10,480	-	-
662	Clay Construction Materials And Refractory Construction Materials	231,880	41,602	-	-
663	Mineral Manufactures,n.e.:	-	-	1,224	8,638
664	Glass	444,643	221,107	16,000	12,123
665	Glassware	66,003	37,850	565,717	320,419
671	Pig Iron,spiegeleisen,sponge Iron,ferro-alloy	1,431,427	2,838,048	20,000	8,600
673	Flat Rolled Products Not Clac	-	-	1,739,798	1,051,571
674	Flat Rolled Product,clad,plate	-	-	222,660	183,793
675	Flat Rolled Product,alloy Stee	-	-	30,718	44,659
676	Iron And Steel Bar,rods,angels,shaped And Sections	-	-	836,308	408,371
677	Rail And Railway Tract Construction Material Of Iron Or Steel	-	-	18,513	43,769

Tabel 23. Lanjutan
Table Continued

Negara/Country		Ekspor/Export		Impor/Import	
SITC	Komoditi/Commodity	Berat Bersih Net Weight (Kg)	Nilai FOB FOB Value (US\$)	Berat Bersih Net Weight (Kg)	Nilai CIF CIF Value (US\$)
(1)	(2)	(4)	(5)	(6)	(7)
678	Wire Of Iron Or Steel	-	-	578,106	233,526
679	Tubes,pipes,hollow Profile,pipe Fitting Of Iron Or Steel	-	-	6,673	12,366
682	Copper	-	-	1,007	1,809
684	Alumunium	-	-	49,715	107,656
686	Zinc	-	-	1,682,091	1,409,934
692	Metal Containers For Storage And Transpo	-	-	74,550	235,869
694	Nails,screws,nuts,bolts,rivets In The Like Of Iron,steel/copper	47	47	559,038	624,208
695	Tools For Use In The Hand Or In Machine	-	-	6	73
697	Household Equipment Of Base Metal,n.e.	-	-	11,760	13,593
699	Manufactures Of Base Metal N.e.	-	-	182,236	161,401
713	Internal Combustion Piston Engines And Part	-	-	22,551	23,119
716	Rotating Electric Plant And Parts Thereof,n.e.	-	-	8,611	57,928
718	Other Power Generating Machinery And Parts Thereof,n.e.s	-	-	188	3,911
721	Agricultural Machinery And Part	-	-	22,133	59,399
723	Civil Engineering And Contractor Plant And Equipment And Parts	-	-	52,983	92,216
724	Textile And Leather Machinery,and Parts Thereof.n.e.s	-	-	12	29
725	Paper Mill And Pulp Mill Machinery,paper Cutting Machine	-	-	359	4,563
728	Other Machine And Equipment Specialized For Particular Industr	-	-	164,112	1,290,730
731	Machine-tools By Removing Meta	-	-	1,653	1,050
737	Metal Working Machinery And Par	-	-	75	678
741	Heating And Cooling Equipment And Parts Thereof,n.e.s	-	-	6,477	14,921
742	Pumps For Liquid And Part	-	-	62	146
743	Pumps And Compressors;fans & Blowers;centrifuges And Parts	-	-	75	68
744	Mechanical Handling Equipment And Parts Thereof,n.e.s	-	-	239,620	464,213
745	Other Non-electical Machinery,tools And Mechanical Apparatus	-	-	150	953
746	Ball Or Roller Bearing	-	-	810	921
747	Taps,cocks,valves For Pipe	-	-	4,350	24,675
748	Transmission Shafts And Crank	-	-	11,501	58,782
749	Non-electric Parts And Accessories Of Machinery,n.e.s	-	-	5,163	45,488
763	Sound Recorders Or Reproducer	-	-	2,043	5,154
771	Electric Power Machinery & Part	-	-	65	100
772	Electrical Apparatus For Making And Breaking Electrical Circuit	-	-	56,386	87,546
773	Equipment For Distributing Electricit	-	-	126	277
775	Household Type,electrical And Non-electrical Equipment.n.e.s	-	-	16,148	61,312
778	Electrical Machinery And Apparatus.n.e	-	-	34,916	23,084
821	Furniture And Parts Thereof	2,651,119	2,589,680	340	160
841	Men's Coats,jacket,not Knitted	6,372	7,552	-	-
844	Women's Coats, Jacket, Knitted	803	456	-	-
848	Articles Of Apparel And Clothing Accessories Of Oth. Than Tex. Fab.	-	-	54	1,808
851	Footwear	33,350	22,643	8,504	6,409
872	Medical Instruments And Appliances, Ne	-	-	15,387	33,822
874	Measuring, Checking, Analysing And Controlling Instrument And App.	-	-	849	5,386
884	Optical Goods,n.e.s	5,454	765,397	25	651
892	Printed Matter	-	-	125	565
893	Article,n.e.s Of Plastic	10,477	47,290	217,845	139,812
895	Office And Stationery Supplies N.e.	-	-	6,272	15,629
898	Musical Instrument And Parts Andaccessories Thereof	-	-	2,656	4,857
899	Other Miscellaneous Manufactured Articles.n.e.	3,354	440	29,702	27,886
	Subtotal	194,024,888	60,268,763	82,002,942	24,492,831

Taiwan

Tabel 23. Lanjutan
Table Continued

Negara/Country		Ekspor/Export		Impor/Import	
SITC	Komoditi/Commodity	Berat Bersih Net Weight (Kg)	Nilai FOB FOB Value (US\$)	Berat Bersih Net Weight (Kg)	Nilai CIF CIF Value (US\$)
(1)	(2)	(4)	(5)	(6)	(7)
012	Other Meat,other Edible Meat Offal,fresh,chilled Or Frozen	12,939	6,922	-	-
034	Fish,fresh,chilled Or Frozer	759,157	373,975	-	-
036	Crustaceans Moluscs And Aquatic Invertebrate	431,511	1,066,372	-	-
054	Vegetables,fresh Chilled,frozen Or Simply Preserved	302,018	61,832	42,000	15,414
056	Vegetables,roots And Tubers,prepared Or Preserved N.e.s	3,715,120	1,080,570	-	-
057	Fruit And Nut,fresh Or Drier	37,031	24,176	4,297	4,433
058	Fruit,preserved And Fruit Preparation	434,894	184,070	-	-
059	Fruit Juices And Vegetable Juice	1,139,281	711,696	-	-
062	Sugar Confectioner	152,702	307,787	-	-
071	Coffee And Coffee Substitute:	1,275,795	2,262,683	-	-
073	Chocolate And Other Food Preparations Containing Cocoa N.e.s	206,489	431,316	-	-
074	Tea And Mate	118,743	100,897	-	-
075	Spices	15,763	10,642	-	-
081	Feeding Stuff For Animal	2,741,250	126,881	1,627,204	603,723
098	Edible Product And Preparation	11,150	2,676	-	-
231	Natural Rubber Latex;natural Rubber And Similar Natural Gums	4,374,880	4,081,314	3,161	3,380
232	Synthetic Rubber Latex;synthetic Rubber And Reclaimed Rubber	-	-	60,000	27,000
245	Fuel Wood And Wood Charcoa	4,143,619	633,476	-	-
246	Wood In Chips Or Particles And Waste	225,150	32,550	-	-
247	Wood In The Rough Or Roughly Square	158,762	28,404	-	-
248	Wood,Simply Worked And Railway Sleeper Of Wood	1,927,033	679,417	-	-
251	Pulp And Waste Paper	7,214,000	2,403,973	-	-
273	Stone,sand And Gravel	-	-	214,024	25,307
277	Natural Abrasives,n.e.s:	-	-	1,426	5,000
278	Other Crude Minerals	-	-	922,062	186,631
282	Waste And Scrap Metal Of Iron Or Steel	88,000	75,386	508,896	69,857
287	Ores And Concentrates Of Base Metals,n.e.	-	-	17,447	15,450
292	Crude Vegetable Materials,n.e.s:	609,582	294,982	1,847	2,338
334	Petroleum Products,refined	-	-	15,389	1,570
335	Residual Petroleum Products,nes And Related Materials	-	-	453,472	87,486
411	Animal Oils And Fat:	-	-	54,000	27,270
422	Fixed Vegetable Fats And Oils Solid,crude,refined/fractioned	41,472	20,320	-	-
431	Animal And Vegetable Oil And Fat Processed And Wax Of Animal/veg.	40,000	23,000	-	-
511	Hydrocarbon,n.e.s And Their Halogenated,nitrated Derivatives	-	-	21,256	47,485
513	Carboxylic Acids,and Their Anhydrides,halides,peroxides	50,000	23,500	119,898	96,355
514	Nitrogen-function Compound	-	-	130,000	64,004
515	Organo-inorganic And Heterocyclic Compound	-	-	100,000	95,000
516	Other Organic Chemical	-	-	57,000	48,450
522	Inorganic Chemical Elements,oxides And Halogen Salts	-	-	2,382,458	1,849,715
523	Metallic Salts And Peroxysalt	-	-	3,058,981	812,118
531	Synthetic Org.colouring Matte	-	-	41,963	8,630
532	Dyeing And Tanning Extracts,and Synthetic Tanning Materials	-	-	2,617	5,481
533	Pigments,paints,varnishes And Related Material	-	-	972,446	391,231
554	Soap,cleansing And Polishing Preparatio	-	-	10,012	26,415
562	Fertilizers,manufacture	24,000	1,200	3,581	5,265
573	Polimers Of Vinyl Chloride,primr	-	-	17,000	3,929
574	Poliacetals,polycarbon,primar	-	-	821,177	649,420
575	Other Plastics In Primary Form	-	-	537,572	199,953
582	Plates,sheets,film Of Plastic:	-	-	60,500	63,367
583	Monofilament,rods,of Plastic	-	-	12,000	5,969
591	Disinfectants,insecticides,fungicides,etc Put In Forms	33,111	411,062	-	-
592	Starches,inulin And Wheat Gluten Albuminoidal Substances:glues	1,776,333	486,518	20,165	10,228

Tabel 23. Lanjutan
Table 23. Continued

Negara/Country		Ekspor/Export		Impor/Import	
SITC	Komoditi/Commodity	Berat Bersih Net Weight (Kg)	Nilai FOB FOB Value (US\$)	Berat Bersih Net Weight (Kg)	Nilai CIF CIF Value (US\$)
(1)	(2)	(4)	(5)	(6)	(7)
597	Additive For Mineral Oil:	-	-	298	1,038
598	Miscellaneous Chemical Products,n.e.	836,824	461,494	331,045	313,277
621	Materials Of Rubber:	-	-	7,600	6,788
625	Rubber Tyre,tyre Cases,tyre Treads,inner Tubes And Tyre Flans	-	-	18,941	20,582
629	Articles Of Rubber,n.e.s	14,898	2,205	21,304	36,262
634	Veneers,plywood,improved Or Reconstituted Wood,worked,n.e.s	3,422,321	971,933	38	46
635	Wood Manufactures,n.e.s	2,901,121	1,453,480	916	616
641	Paper And Paperboard	374,350	125,565	1,032,837	518,706
642	Paper And Paperboard Cut To Size Or Shape And Articles Of Paper	3,484,459	1,079,615	53,645	71,125
657	Special Yarns,textile Fabric:	-	-	188,454	627,886
661	Lime,cement And Fabricated Construction Materials	-	-	18,800	8,760
662	Clay Construction Materials And Refractory Construction Materials	-	-	1,100,479	207,243
663	Mineral Manufactures,n.e.s	-	-	121,579	67,857
664	Glass	410,277	523,545	40,588	33,300
665	Glassware	37,589	36,355	50,850	22,713
671	Pig Iron,spiegeleisen,sponge Iron,ferro-alloy	-	-	9,159	12,059
672	Ingots And Other Primary Forms.of Iron Or Stee	-	-	1,089,660	121,009
673	Flat Rolled Products Not Clac	-	-	40	96
675	Flat Rolled Product,alloy Stee	-	-	3,033,121	1,443,221
676	Iron And Steel Bar,rods,angels,shaped And Sections	-	-	52,369	32,428
677	Rail And Railway Tract Construction Material Of Iron Or Steel	-	-	17	169
678	Wire Of Iron Or Stee	-	-	25,322	28,726
679	Tubes,pipes,hollow Profile,pipe Fitting Of Iron Or Steel	317,770	96,014	68,587	27,789
682	Copper	-	-	17,732	15,618
683	Nickel	-	-	6,823	41,220
684	Alumunium	83	241	49,506	37,925
692	Metal Containers For Storage And Transpo	-	-	162,062	305,348
693	Wire Product And Fencing Grill	-	-	3,440	19,963
694	Nails,screws,nuts,bolts,rivets In The Like Of Iron,steel/copper	11	32	24,678	35,823
695	Tools For Use In The Hand Or In Machine	-	-	12,290	95,526
696	Cutlery	-	-	11,093	17,682
697	Household Equipment Of Base Metal,n.e.	-	-	187	247
699	Manufactures Of Base Metal N.e.	29	110	104,609	125,616
712	Steam Or Oth Gen.boilers & Part	-	-	105	175
713	Internal Combustion Piston Engines And Part	-	-	22,874	27,392
716	Rotating Electric Plant And Parts Thereof,n.e	-	-	18,270	26,322
718	Other Power Generating Machinery And Parts Thereof,n.e.s	-	-	24,506	7,290
721	Agricultural Machinery And Part	-	-	27,059	63,831
723	Civil Engineering And Contractor Plant And Equipment And Parts	-	-	4,905	22,225
724	Textile And Leather Machinery,and Parts Thereof,n.e.s	-	-	2,190	17,075
725	Paper Mill And Pulp Mill Machinery,paper Cutting Machine	-	-	256,380	224,694
726	Printing And Bookbinding Machinery And Parts Thereof,n.e.s	-	-	81,803	273,632
727	Food-processing Machines And Parts Thereof,n.e.s	-	-	45,764	251,487
728	Other Machine And Equipment Specialized For Particular Industrv	23,825	37,420	316,016	889,982
731	Machine-tools By Removing Meta	-	-	102,958	206,525
733	Machine-tool For Working Meta	5,670	6,400	104,763	121,087
735	Part,nes For Machine Tool:	-	-	13,761	23,544
737	Metal Working Machinery And Pa	-	-	45,535	70,465
741	Heating And Cooling Equipment And Parts Thereof,n.e.s	21,014	18,260	450,958	280,503
742	Pumps For Liquid And Part	354	2,000	2,719	8,615

Tabel 23. Lanjutan
Table Continued

Negara/Country		Ekspor/Export		Impor/Import	
SITC	Komoditi/Commodity	Berat Bersih Net Weight (Kg)	Nilai FOB FOB Value (US\$)	Berat Bersih Net Weight (Kg)	Nilai CIF CIF Value (US\$)
(1)	(2)	(4)	(5)	(6)	(7)
743	Pumps And Compressors;fans & Blowers;centrifuges And Parts	-	-	37,010	151,247
744	Mechanical Handling Equipment And Parts Thereof,n.e.s	-	-	31,802	77,110
745	Other Non-electical Machinery,tools And Mechanical Apparatus	-	-	9,977	52,594
746	Ball Or Roller Bearings	-	-	36,925	48,656
747	Taps,cocks,valves For Pipe	-	-	51,904	94,356
748	Transmission Shafts And Crank	-	-	129,087	152,697
749	Non-electric Parts And Accessories Of Machinery,n.e.s	-	-	64,990	253,303
752	Automatic Data Processing Machines And Units Thereof	-	-	8	76
764	Telecommunication Equipment N.e.s And Part	-	-	64	100
771	Electric Power Machinery & Part	-	-	14,626	7,661
772	Electrical Apparatus For Making And Breaking Electrical Circuit	-	-	19,284	56,593
773	Equipment For Distributing Electricit	-	-	2,148	2,110
775	Household Type,electrical And Non-electrical Equipment.n.e.s	-	-	290	2,560
776	Thermionic,cold Cathode And Photo-cathode Valves And Tubes	-	-	78	137
778	Electrical Machinery And Apparatus.n.e	-	-	433,617	851,554
784	Parts And Accessories,n.e.s Of The Motor Vehicles	-	-	4,426	3,971
785	Motorcycles,motor Scooters,and Other Cycles Motorized And Non-mt	-	-	105,227	80,526
786	Trailer And Other-vehicle,not Motorize	161,547	116,095	94	340
793	Ships,boats And Floating Structure	-	-	68,413	51,145
811	Prefabricated Building	-	-	2,288	4,733
813	Lighting Fixtures And Fitting	4,896	15,595	-	-
821	Furniture And Parts Thereof	2,111,017	1,022,951	3,441	3,060
831	Travel Goods	298	947	-	-
843	Men's Coats,jacket,knitte	40	637	-	-
848	Articles Of Apparel And Clothing Accessories Of Oth. Than Tex. Fab.	1,098,431	1,946,010	-	-
851	Footwear	5,938	20,120	-	-
871	Optical Instrument And Apparatu	-	-	405	1,421
872	Medical Instruments And Appliances. Ne	-	-	103	345
873	Meters And Counters. Ne	-	-	1,667	2,065
874	Measuring, Checking, Analysing And Controlling Instrument And App.	-	-	6,338	16,058
884	Optical Goods,n.e.s	14,689	3,140,733	-	-
885	Watches And Clocks	-	-	23	57
892	Printed Matter	692	1,796	615	527
893	Article,n.e.s Of Plastic	17,951	18,653	11,025	7,599
894	Baby Carriages,toys,games And Sporting Goo	-	-	26,959	21,205
895	Office And Stationery Supplies N.e.	-	-	2,797	3,722
896	Works Of Art,collectors Pieces And Antique	-	-	6,879	17,100
899	Other Miscellaneous Manufactured Articles.n.e.	369,040	153,192	2,599	5,628
921	Export For Pebt	20,155	4,243	-	-
	Subtotal	47,715,074	27,203,238	22,547,595	14,239,638
China					
001	Live Animals Other Than Fisl	19,660	19,660	-	-
017	Meat And Edible Meat Offal, Prepared Or Preserved, N.e.s.	-	-	2,844	2,322
022	Milk And Cream And Milk Products Other Than Butter Or Cheese	-	-	5,109	703
034	Fish,fresh,chilled Or Frozer	5,873,009	1,609,626	-	-
035	Fish,dried Salted Or In Brine;smoked Fisl	37,064	70,518	-	-
036	Crustaceans Moluscs And Aquatic Invertebrate	1,867,833	1,052,736	-	-
037	Fish,crustaceans,moluscs And Oth Aquatic Invert,prep Or Preserve	-	-	8,768	2,689
044	Maize,unmilled	-	-	121,711,703	15,695,572
046	Meal And Flour Of Wheat And Flour Of Mesli	-	-	7,821,000	1,692,815
048	Cereal Preparations And Preparations Of Flours/starch Of Fruit	-	-	52,945	13,296

Tabel 23. Lanjutan
Table Continued

Negara/Country		Ekspor/Export		Impor/Import	
SITC	Komoditi/Commodity	Berat Bersih Net Weight (Kg)	Nilai FOB FOB Value (US\$)	Berat Bersih Net Weight (Kg)	Nilai CIF CIF Value (US\$)
(1)	(2)	(4)	(5)	(6)	(7)
054	Vegetables,fresh Chilled,frozen Or Simply Preserved	-	-	7,905,726	1,789,663
056	Vegetables,roots And Tubers,prepared Or Preserved N.e.s	-	-	3,086,304	813,137
057	Fruit And Nut,fresh Or Dried	683,382	147,471	6,184,523	5,095,138
058	Fruit,preserved And Fruit Preparation	-	-	6,376	3,787
059	Fruit Juices And Vegetable Juice	35,064	25,170	76,347	31,034
062	Sugar Confectioner	14,704	17,430	135,285	189,166
071	Coffee And Coffee Substitute:	103,200	190,898	-	-
072	Cocoa	362,000	78,719	-	-
073	Chocolate And Other Food Preparations Containing Cocoa N.e.s	-	-	215,869	654,923
074	Tea And Mate	-	-	342,000	12,511
075	Spices	61,500	41,010	558,712	135,611
081	Feeding Stuff For Animal	-	-	10,162,862	1,377,650
091	Margarine And Shortenin:	2,105,520	893,447	-	-
098	Edible Product And Preparation	45,989	25,921	48,260	19,333
111	Non-alcoholic Beverages,n.e.	-	-	163,996	65,050
121	Tobacco,unmanufactured;tobacco Refus	-	-	2,880	9,936
211	Hides And Skins,raw	-	-	198	4,473
222	Oil Seeds Use For Extraction Of Soft Fixed Vegetable Oils	12,500	4,166	2,736,160	722,032
223	Oil Seeds Use For Extraction Of Other Fixed Vegetable Oils	-	-	24,000	5,065
231	Natural Rubber Latex;natural Rubber And Similar Natural Gums	37,467,615	32,293,386	-	-
232	Synthetic Rubber Latex;synthetic Rubber And Reclaimed Rubber	-	-	147,157	124,842
245	Fuel Wood And Wood Charcoa	67,202	36,074	-	-
247	Wood In The Rough Or Roughly Square	134,444	38,798	-	-
248	Wood,Simply Worked And Railway Sleeper Of Wood	22,128,710	7,016,707	54,253	117,523
251	Pulp And Waste Paper	39,785,966	14,430,415	-	-
266	Synthetic Fibres Suitable For Spinning	58,141	13,697	-	-
272	Fertilizers,crude	-	-	68,614,900	3,027,374
273	Stone,sand And Grave	-	-	2,483,361	347,853
274	Sulphur & Unroasted Iron Pyrite	-	-	251	215
277	Natural Abrasives,n.e.:	-	-	219,922	35,861
278	Other Crude Minerals	-	-	12,896,883	916,328
282	Waste And Scrap Metal Of Iron Or Steel	439,704	249,855	-	-
288	Non-ferrous Base Metal Waste And Scrap, N.e.:	1,790,440	2,421,436	-	-
291	Crude Animal Materials,n.e.:	-	-	46,717	43,776
292	Crude Vegetable Materials,n.e.:	121,416	59,147	121,576	69,693
325	Coke And Semi Coke Of Coal,of Lignite,or Of Peat	-	-	319,610	32,421
334	Petroleum Products,refined	-	-	271,044	157,397
335	Residual Petroleum Products,nes And Related Materials	-	-	6,089,685	1,290,420
422	Fixed Vegetable Fats And Oils Solid,crude,refined/fractioned	260,598,916	104,150,107	-	-
431	Animal And Vegetable Oil And Fat Processed And Wax Of Animal/veg.	1,860,000	788,126	10,000	8,528
511	Hydrocarbon,n.e.s And Their Halogenated,nitrated Derivatives	2,000,000	1,280,420	282,386	120,721
512	Alcohols,phenols,phenol-alcohols And Their Halogenated	100,000	75,000	24,302	40,538
513	Carboxylic Acids,and Their Anhydrides,halides,peroxides	2,376,000	1,274,360	405,340	267,401
514	Nitrogen-function Compound	-	-	236,134	163,350
515	Organo-inorganic And Heterocyclic Compound	-	-	83,400	56,290
516	Other Organic Chemical	-	-	43,960	17,584
522	Inorganic Chemical Elements,oxides And Halogen Salts	-	-	5,126,315	1,986,732
523	Metallic Salts And Peroxysalt	-	-	45,780,549	6,355,688
524	Other Inorganic Chemicals;chemical Compound Of Precious Metals	134,400	32,928	1,969,357	474,167
525	Radio-active And Associated Material	-	-	16,236	8,058
531	Synthetic Org.colouring Matter	-	-	18,322	31,952

Tabel 23. Lanjutan
Table Continued

Negara/Country		Ekspor/Export		Impor/Import	
SITC	Komoditi/Commodity	Berat Bersih Net Weight (Kg)	Nilai FOB FOB Value (US\$)	Berat Bersih Net Weight (Kg)	Nilai CIF CIF Value (US\$)
(1)	(2)	(4)	(5)	(6)	(7)
533	Pigments,paints,varnishes And Related Material	-	-	1,694,950	374,628
551	Essential Oils,perfume And Flavour Material	81,458	473,217	5,600	14,145
553	Perfumery,cosmetics And Toilet Preparation	-	-	331,818	102,296
554	Soap,cleansing And Polishing Preparatio	-	-	77,247	28,535
562	Fertilizers,manufacture	-	-	84,616,497	10,444,187
571	Polymers Of Ethylene,primary Form	-	-	9,555	9,523
573	Polimers Of Vinyl Chloride,prmr	-	-	1,024	2,743
574	Poliacetals,polycarbon,primar	-	-	243,447	221,612
575	Other Plastics In Primary Form	48,568	10,125	138,649	129,726
579	Waste And Scrap Of Plastic	65,826	11,746	-	-
581	Tubes,pipes And Hoses Of Plasti	-	-	126,413	85,954
582	Plates,sheets,film Of Plastic:	-	-	90,526	47,703
583	Monofilament,rods,of Plastic	-	-	4,700	1,248
591	Disinfectants,insecticides,fungicides,etc Put In Forms	86,297	772,880	196,926	476,228
592	Starches,inulin And Wheat Gluten Albuminoidal	679,000	201,445	97,042	49,232
	Substances:plues				
598	Miscellaneous Chemical Products,n.e.	4,000	3,104	1,924,529	870,266
611	Leather	36,862	19,213	-	-
612	Manufactures Of Leather Or Composition Leather N.e.s	-	-	223	473
613	Furskins, Tanned Ordresse	-	-	5,440	3,383
621	Materials Of Rubbe:	85,540	96,404	1,125,139	813,151
625	Rubber Tyre,tyre Cases,tyre Treads,inner Tubes And Tyre	60,480	61,084	1,085,065	637,603
	Flans				
629	Articles Of Rubber,n.e.:	277,771	50,668	151,724	96,120
633	Cork Manufacture:	-	-	38,697	32,544
634	Veneers,plywood,improved Or Reconstituted	12,347,393	3,213,010	63,777	20,198
	Wood,worked,n.e.s				
635	Wood Manufactures,n.e.:	15,321,772	5,754,397	21,305	21,152
641	Paper And Paperboard	729,527	1,382,245	250,759	264,031
642	Paper And Paperboard Cut To Size Or Shape And Articles Of	68,338	23,390	82,785	199,267
	Paner				
651	Tetile Yarn	15,603	29,790	20,212	10,414
654	Textile Fabrics,woven,other Than Of Cotton Or Man-made	-	-	21,413	10,233
	Fihres				
657	Special Yarns,textile Fabric:	-	-	134,636	65,758
658	Made-up Articles,wholly Or Chiefly Of Textile Materials	-	-	1,817	2,867
	N.e.s				
659	Floor Coverings,etc	-	-	2,938	33,969
661	Lime,cement And Fabricated Construction Materials	19,600	12,525	463,175	178,170
662	Clay Construction Materials And Refactory Construction	-	-	4,450,055	956,147
	Materials				
663	Mineral Manufactures,n.e.:	-	-	1,099,478	478,153
664	Glass	-	-	7,797,835	1,374,933
665	Glassware	440,820	170,914	50,118	75,602
666	Pottery	-	-	1,753,199	1,402,994
671	Pig Iron,spiegeleisen,sponge Iron,ferro-alloy	-	-	955,014	492,553
672	Ingots And Other Primary Forms,of Iron Or Stee	-	-	21,003	6,185
673	Flat Rolled Products Not Clac	-	-	3,881,930	515,810
674	Flat Rolled Product,clad,plate	-	-	97,927	56,797
675	Flat Rolled Product,alloy Stee	-	-	1,961,743	313,894
676	Iron And Steel Bar,rods,angels,shaped And Sections	-	-	8,178,040	2,529,915
677	Rail And Railway Tract Construction Material Of Iron Or	-	-	2,603,402	774,880
	Steel				
678	Wire Of Iron Or Stee:	-	-	4,996,821	1,677,395
679	Tubes,pipes,hollow Profile,pipe Fitting Of Iron Or Steel	-	-	12,986,154	4,507,681
682	Copper	245,277	311,007	77,215	82,465
684	Alumunium	-	-	1,721,917	2,535,747
685	Lead	-	-	50,332	25,422
686	Zinc	-	-	677,961	584,225
687	Tin	-	-	17,851	16,500
689	Miscellaneous Non-ferrous Base Metals Employed In	-	-	19,188	23,639
	Metallurev				

Tabel 23. Lanjutan
Table Continued

Negara/Country		Ekspor/Export		Impor/Import	
SITC	Komoditi/Commodity	Berat Bersih Net Weight (Kg)	Nilai FOB FOB Value (US\$)	Berat Bersih Net Weight (Kg)	Nilai CIF CIF Value (US\$)
(1)	(2)	(4)	(5)	(6)	(7)
691	Structures And Parts Of Iron,steel Or Aluminium	-	-	49,695	65,233
692	Metal Containers For Storage And Transpo	-	-	64,458	28,630
693	Wire Product And Fencing Grill	-	-	566,617	328,022
694	Nails,screws,nuts,bolts,rivets In The Like Of Iron,steel/copper	-	-	783,414	463,840
695	Tools For Use In The Hand Or In Machine	-	-	648,831	603,144
696	Cutlery	-	-	167,314	173,367
697	Household Equipment Of Base Metal,n.e.	-	-	216,361	231,244
699	Manufactures Of Base Metal N.e.	-	-	2,258,475	1,641,360
711	Steam And Other Vapour Generating Boilers And Parts	-	-	4,350	19,537
713	Internal Combustion Piston Engines And Part	-	-	8,656,601	5,831,687
716	Rotating Electric Plant And Parts Thereof,n.e.	-	-	1,646,014	1,824,895
718	Other Power Generating Machinery And Parts Thereof,n.e.s	-	-	385	1,705
721	Agricultural Machinery And Part	-	-	446,834	880,885
723	Civil Engineering And Contractor Plant And Equipment And Parts	-	-	275,332	178,670
724	Textile And Leather Machinery,and Parts Thereof,n.e.s	-	-	162,582	87,246
725	Paper Mill And Pulp Mill Machinery,paper Cutting Machine	-	-	6,673	14,140
726	Printing And Bookbinding Machinery And Parts Thereof,n.e.s	-	-	216,484	169,088
727	Food-processing Machines And Parts Thereof,n.e.s	-	-	535,104	549,696
728	Other Machine And Equipment Specialized For Particular Industr	12,800	11,870	611,366	605,197
731	Machine-tools By Removing Meta	20,757	5,025	492,854	705,286
733	Machine-tool For Working Meta	-	-	248,114	348,837
735	Part,nes For Machine Tool:	-	-	17,174	44,338
737	Metal Working Machinery And Pa	-	-	139,450	151,034
741	Heating And Cooling Equipment And Parts Thereof,n.e.s	553,369	210,592	358,345	482,063
742	Pumps For Liquid And Part	-	-	435,375	455,262
743	Pumps And Compressors;fans & Blowers;centrifuges And Parts	-	-	640,477	1,018,277
744	Mechanical Handling Equipment And Parts Thereof,n.e.s	-	-	223,974	330,199
745	Other Non-electical Machinery,tools And Mechanical Apparatus	5,720	10,000	239,506	349,784
746	Ball Or Roller Bearing	-	-	378,325	327,573
747	Taps,cocks,valves For Pipe:	5,572	30,702	357,580	1,220,778
748	Transmission Shafts And Crank	-	-	715,389	473,476
749	Non-electric Parts And Accessories Of Machinery,n.e.s	-	-	105,425	318,114
751	Office Machines	-	-	224	628
759	Parts,n.e.s Of And Accessories For Machine Heading 751 Or 752	-	-	12,660	17,165
761	Television Receivers	-	-	53,178	98,307
762	Radio Broadcast Receiver	-	-	74,606	134,033
763	Sound Recorders Or Reproducer	-	-	12,713	17,656
764	Telecommunication Equipment N.e.s And Part	-	-	169,656	488,545
771	Electric Power Machinery & Part	20,247	20,962	157,162	320,219
772	Electrical Apparatus For Making And Breaking Electrical Circuit	-	-	165,550	254,118
773	Equipment For Distributing Electricit	-	-	51,816	87,114
774	Electric Apparatus For Medical Purpose & Radiological Apparatus	-	-	114	116
775	Household Type,electrical And Non-electrical Equipment,n.e.s	-	-	355,795	562,272
776	Thermionic,cold Cathode And Photo-cathode Valves And Tubes	-	-	281,938	778,443
778	Electrical Machinery And Apparatus,n.e	2,849	12,144	1,652,622	2,288,650
783	Road Motor Vehicles,n.e.s	-	-	9,600	5,904
784	Parts And Accessories,n.e.s Of The Motor Vehicles	12,664	44,584	89,803	87,806

Tabel 23. Lanjutan
Table Continued

Negara/Country		Ekspor/Export		Impor/Import	
SITC	Komoditi/Commodity	Berat Bersih Net Weight (Kg)	Nilai FOB FOB Value (US\$)	Berat Bersih Net Weight (Kg)	Nilai CIF CIF Value (US\$)
(1)	(2)	(4)	(5)	(6)	(7)
	785 Motorcycles,motor Scooters,and Other Cycles Motorized And Non-mt	-	-	3,491,209	3,496,956
	786 Trailer And Other-vehicle,not Motorize	-	-	113	75
	791 Railway Vehicles And Associated Equipmer	-	-	9,779	5,510
	812 Sanitary,plumbing,heating And Lighting Fixtures And Fittings	-	-	23,551	24,137
	813 Lighting Fixtures And Fitting	-	-	402,703	701,686
	821 Furniture And Parts Thereof	685,944	281,043	296,307	370,202
	831 Travel Goods	-	-	21,959	15,767
	842 Women's Coats,jacket,not Knitted	-	-	41,829	58,551
	843 Men's Coats,jacket,knitted	-	-	4,388	16,034
	844 Women's Coats, Jacket, Knitted	-	-	2,192	17,891
	845 Articles Of Apparel, Ne:	-	-	18,315	44,956
	846 Clothing Accessories Of Textiles Fabric	-	-	7,290	11,052
	848 Articles Of Apparel And Clothing Accessories Of Oth. Than Tex. Fab.	-	-	36,466	30,645
	851 Footwear	-	-	135,885	109,346
	871 Optical Instrument And Apparatu	-	-	7,157	4,583
	872 Medical Instruments And Appliances, Ne	-	-	38,234	37,102
	873 Meters And Counters, Ne:	-	-	64,136	109,437
	874 Measuring, Checking, Analysing And Controlling Instrument And Ann.	-	-	468,154	586,571
	881 Photographic Apparatus And Equipment, Ne	-	-	1,487	1,774
	884 Optical Goods,n.e.s:	-	-	6,687	17,658
	885 Watches And Clocks:	-	-	70,195	129,082
	891 Arms And Ammunition	-	-	5,957	7,402
	892 Printed Matter	-	-	33,130	76,403
	893 Article,n.e.s Of Plastic:	18,745	4,948	841,425	895,987
	894 Baby Carriages,toys,games And Sporting Goo	-	-	274,537	622,310
	895 Office And Stationery Supplies N.e.	-	-	372,339	219,378
	896 Works Of Art,collectors Pieces And Antique	-	-	20,219	32,225
	897 Jewellery,goldsmith And Silversmith Wares And Other Articles	-	-	8,631	18,987
	898 Musical Instrument And Parts Andaccessories Thereof	-	-	15,813	31,781
	899 Other Miscellaneous Manufactured Articles,n.e.	30,784	20,535	1,933,797	1,563,326
	Subtotal	412,267,962	181,586,797	486,348,937	112,029,311
Mongolia	054 Vegetables,fresh Chilled,frozen Or Simply Preserved	96,745	24,444	-	-
	057 Fruit And Nut,fresh Or Dried	99	34	-	-
	075 Spices	1,140	120	-	-
	422 Fixed Vegetable Fats And Oils Solid,crude,refined/fractioned	3,725,000	1,620,375	-	-
	554 Soap,cleansing And Polishing Preparatio	93,888	55,224	-	-
	635 Wood Manufactures,n.e.:	9,472	7,740	-	-
	653 Fabrics,woven,of Man-made Fibre	1,986	9,999	-	-
	658 Made-up Articles,wholly Or Chiefly Of Textile Materials N.e.s	1,798	618	-	-
	841 Men's Coats,iacket,not Knitted	3,700	35,479	-	-
	Subtotal	3,933,828	1,754,033	-	-
Macau	057 Fruit And Nut,fresh Or Dried	78,000	48,360	-	-
	422 Fixed Vegetable Fats And Oils Solid,crude,refined/fractioned	1,000,000	340,000	-	-
	Subtotal	1,078,000	388,360	-	-
Papua New Guinea	048 Cereal Preparations And Preparations Of Flours/starch Of Fruit	2,214	7,383	-	-
	062 Sugar Confectioner	739	2,466	-	-
	554 Soap,cleansing And Polishing Preparatio	320,000	134,020	-	-
	635 Wood Manufactures,n.e.:	18,900	18,660	-	-
	641 Paper And Paperboar	41,233	80,059	-	-
	844 Women's Coats, Jacket, Knitted	4,258	14,198	-	-
	845 Articles Of Apparel, Ne:	64	215	-	-
	851 Footwear	854	2,850	-	-
	Subtotal	388,262	259,851	-	-
Thailand	011 Meat Of Bovine Animals Fresh, Chilled Or Froze	70,000	70,000	-	-

Tabel 23. Lanjutan
Table Continued

Negara/Country		Ekspor/Export		Impor/Import	
SITC	Komoditi/Commodity	Berat Bersih Net Weight (Kg)	Nilai FOB FOB Value (US\$)	Berat Bersih Net Weight (Kg)	Nilai CIF CIF Value (US\$)
(1)	(2)	(4)	(5)	(6)	(7)
022	Milk And Cream And Milk Products Other Than Butter Or Cheese	600	207,000	9,945	5,168
034	Fish,fresh,chilled Or Frozer	863,769	852,592	5,200	2,209
035	Fish,dried Salted Or In Brine;smoked Fisl	11,820	5,842	78,267	56,516
036	Crustaceans Moluscs And Aquatic Invertebrate	185,880	1,434,117	-	-
037	Fish,crustaceans,moluscs And Oth Aquatic Invert,prep Or Preserve	-	-	97,357	112,946
042	Rice	-	-	19,860,497	5,970,811
044	Maize,unmilled	-	-	25,359,358	3,465,057
047	Other Cereal Meals And Flour	-	-	141,020	56,205
048	Cereal Preparations And Preparations Of Flours/starch Of Fruit	-	-	461,047	646,566
054	Vegetables,fresh Chilled,frozen Or Simply Preserved	71,525	13,578	2,383,450	741,369
056	Vegetables,roots And Tubers,prepared Or Preserved N.e.s	-	-	66,840	15,113
057	Fruit And Nut,fresh Or Dried	548,378	150,200	526,156	314,062
058	Fruit,preserved And Fruit Preparation	-	-	279,298	148,948
061	Sugar,molasses And Hone	-	-	1,936,500	597,527
062	Sugar Confectioner	43,347	174,538	-	-
071	Coffee And Coffee Substitute:	6,000	23,080	-	-
072	Cocoa	1,067,000	1,986,676	-	-
074	Tea And Mate	7,000	5,094	-	-
075	Spices	819,491	440,346	33,560	43,541
081	Feeding Stuff For Animal	-	-	17,474	13,530
098	Edible Product And Preparation	84	28,980	18,361	28,662
111	Non-alcoholic Beverages,n.e.	-	-	6,180,851	2,583,821
122	Tobacco,manufacture	1,244,259	3,934,700	-	-
211	Hides And Skins,raw	59,750	42,050	-	-
222	Oil Seeds Use For Extraction Of Soft Fixed Vegetable Oils	-	-	308,389	73,948
231	Natural Rubber Latex;natural Rubber And Similar Natural Gums	-	-	159,037	95,331
232	Synthetic Rubber Latex;synthetic Rubber And Reclaimed Rubber	-	-	991,200	957,432
248	Wood,Simply Worked And Railway Sleeper Of Wood	183,693	61,035	-	-
269	Old Clothing And Other Old Textile Articles;rag	400	500	-	-
273	Stone,sand And Grave	-	-	3,132,491	276,096
277	Natural Abrasives,n.e.:	64,800	4,320	-	-
278	Other Crude Minerals	-	-	321,000	30,451
288	Non-ferrous Base Metal Waste And Scrap. N.e.:	351,642	112,851	-	-
292	Crude Vegetable Materials,n.e.:	378,994	296,513	3,776	4,467
334	Petroleum Products,refined	-	-	170,209	129,548
411	Animal Oils And Fat:	15,000	7,525	15,000	7,800
422	Fixed Vegetable Fats And Oils Solid,crude,refined/fractioned	40,000	20,800	-	-
431	Animal And Vegetable Oil And Fat Processed And Wax Of Animal/veg.	830,340	427,699	456	1,058
514	Nitrogen-function Compound	-	-	94,720	161,511
522	Inorganic Chemical Elements,oxides And Halogen Salts	6,664	171,087	718,855	425,242
523	Metallic Salts And Peroxysalt	-	-	779,287	270,624
524	Other Inorganic Chemicals;chemical Compound Of Precious Metals	816,000	181,966	-	-
533	Pigments,paints,varnishes And Related Material	-	-	1,545	26,891
551	Essential Oils,perfume And Flavour Material	500	6,000	-	-
553	Perfumery,cosmetics And Toilet Preparation	66,000	5,000	2,013	3,686
554	Soap,cleansing And Polishing Preparatio	-	-	10,830	56,487
571	Polymers Of Ethylene,primary Form	-	-	4,104,117	2,531,243
572	Polimers Of Styrene,primary Forr	-	-	207,000	178,350
574	Poliacetals,polycarbon,primar	-	-	30,000	15,300
575	Other Plastics In Primary Form	17,525	7,016	569,784	734,986
581	Tubes,pipes And Hoses Of Plasti	-	-	1,500	749
591	Disinfectants,insecticides,fungicides,etc Put In Forms	2,097,060	5,115,983	10,433	24,191
592	Starches,inulin And Wheat Gluten Albuminoidal Substances:phus	-	-	325,378	281,150

Tabel 23. Lanjutan
Table Continued

Negara/Country		Ekspor/Export		Impor/Import	
SITC	Komoditi/Commodity	Berat Bersih Net Weight (Kg)	Nilai FOB FOB Value (US\$)	Berat Bersih Net Weight (Kg)	Nilai CIF CIF Value (US\$)
(1)	(2)	(4)	(5)	(6)	(7)
597	Additive For Mineral Oil:	-	-	22,953	32,072
598	Miscellaneous Chemical Products,n.e.	-	-	623,143	439,088
621	Materials Of Rubber:	957	237	21,517	16,872
625	Rubber Tyre,tyre Cases,tyre Treads,inner Tubes And Tyre Flans	-	-	177,727	172,534
629	Articles Of Rubber,n.e.:	-	-	23,759	29,941
633	Cork Manufacture:	-	-	16,841	5,743
634	Veneers,plywood,improved Or Reconstituted Wood,worked,n.e.:	817,527	408,310	-	-
635	Wood Manufactures,n.e.:	104,038	45,446	-	-
641	Paper And Paperboard	68,234	112,837	436	527
642	Paper And Paperboard Cut To Size Or Shape And Articles Of Paper	-	-	99,667	284,113
656	Tulle,lace,embroidery,ribbons,trimmings And Other Small Wares	-	-	170	3,850
657	Special Yarns,textile Fabric:	-	-	37,692	27,838
658	Made-up Articles,wholly Or Chiefly Of Textile Materials N.e.s	-	-	377	7,959
662	Clay Construction Materials And Refractory Construction Materials	-	-	19,437	6,682
663	Mineral Manufactures,n.e.:	-	-	44,930	42,899
664	Glass	1,892,716	551,803	459,499	166,478
665	Glassware	166,339	60,142	-	-
671	Pig Iron,spiegeleisen,sponge Iron,ferro-alloy	-	-	245,995	99,653
673	Flat Rolled Products Not Clac	-	-	466,267	105,454
676	Iron And Steel Bar,rods,angels,shaped And Sections	-	-	399,653	117,684
679	Tubes,pipes,hollow Profile,pipe Fitting Of Iron Or Steel	-	-	4,608	4,008
682	Copper	-	-	3,857	5,626
692	Metal Containers For Storage And Transpo	178,200	13,590	29,148	52,431
694	Nails,screws,nuts,bolts,rivets In The Like Of Iron,steel/copper	-	-	1,788	3,311
695	Tools For Use In The Hand Or In Machine	-	-	9,508	13,616
696	Cutlery	-	-	437	1,062
697	Household Equipment Of Base Metal,n.e.	-	-	43,218	72,199
699	Manufactures Of Base Metal N.e.	223	55	8,494	19,924
713	Internal Combustion Piston Engines And Part	-	-	5,407	4,937
716	Rotating Electric Plant And Parts Thereof,n.e.	-	-	32	40
721	Agricultural Machinery And Part	-	-	3,605	24,627
723	Civil Engineering And Contractor Plant And Equipment And Parts	-	-	120,272	731,675
724	Textile And Leather Machinery,and Parts Thereof,n.e.s	-	-	3,640	7,537
727	Food-processing Machines And Parts Thereof,n.e.s	-	-	91,456	136,919
728	Other Machine And Equipment Specialized For Particular Industrv	341,596	458,933	85,949	49,063
735	Part,nes For Machine Tool:	-	-	10,314	11,658
737	Metal Working Machinery And Pai	299	1,145	6,666	16,453
741	Heating And Cooling Equipment And Parts Thereof,n.e.s	-	-	37,081	164,226
742	Pumps For Liquid And Part	122	288	712	1,206
743	Pumps And Compressors;fans & Blowers;centrifuges And Parts	-	-	1,442	6,449
744	Mechanical Handling Equipment And Parts Thereof,n.e.s	-	-	491,756	1,230,716
745	Other Non-electical Machinery,tools And Mechanical Apparatus	-	-	9,145	23,364
746	Ball Or Roller Bearings	-	-	2,171	2,812
747	Taps,cocks,valves For Pipe:	-	-	82,135	398,728
748	Transmission Shafts And Crank	-	-	33,151	37,277
749	Non-electric Parts And Accessories Of Machinery,n.e.s	-	-	8,966	50,750
751	Office Machines	18,645	24,268	-	-
752	Automatic Data Processing Machines And Units Thereof	48	700	109	17,340
764	Telecommunication Equipment N.e.s And Part	1,967	33,898	6,400	399,688

Tabel 23. Lanjutan
Table Continued

Negara/Country		Ekspor/Export		Impor/Import	
SITC	Komoditi/Commodity	Berat Bersih Net Weight (Kg)	Nilai FOB FOB Value (US\$)	Berat Bersih Net Weight (Kg)	Nilai CIF CIF Value (US\$)
(1)	(2)	(4)	(5)	(6)	(7)
	772 Electrical Apparatus For Making And Breaking Electrical Circuit	-	-	25,083	36,747
	773 Equipment For Distributing Electricit	-	-	817	827
	778 Electrical Machinery And Apparatus,n.e	1,458	25,128	17,725	34,657
	781 Passengger Motor Car	-	-	70,200	3,352
	784 Parts And Accessories,n.e.s Of The Motor Vehicles	6,025	16,206	2,792	2,828
	785 Motorcycles,motor Scooters,and Other Cycles Motorized And Non-mt	-	-	168	201
	793 Ships,boats And Floating Structure	-	-	6,655	6,353
	813 Lighting Fixtures And Fitting	3,151	8,899	-	-
	845 Articles Of Apparel, Ne:	-	-	246	598
	873 Meters And Counters, Ne:	-	-	8,662	10,445
	874 Measuring, Checking, Analysing And Controlling Instrument And App.	-	-	2,473	8,131
	884 Optical Goods,n.e.s	1,620	262,873	-	-
	892 Printed Matter	2,027	6,430	136	352
	893 Article,n.e.s Of Plastic:	10,730	33,927	1,063,748	548,182
	894 Baby Carriages,tovs.games And Sporting Goo	3,089	28,036	-	-
	895 Office And Stationery Supplies N.e.	-	-	1,696	2,045
	898 Musical Instrument And Parts Andaccessories Thereof	-	-	322	587
	899 Other Miscellaneous Manufactured Articles,n.e.	-	-	4,959	6,584
	921 Export For Pebt	72,000	22,000	-	-
	Subtotal	13,558,532	17,902,239	74,379,413	26,797,510
Singapore	001 Live Animals Other Than Fisl	35,304	36,314	-	-
	012 Other Meat,other Edible Meat Offal,fresh,chilled Or Frozen	174,467	812,146	-	-
	017 Meat And Edible Meat Offal, Prepared Or Preserved, N.e.s.	50,000	108,148	-	-
	022 Milk And Cream And Milk Products Other Than Butter Or Cheese	245	7,350	106,640	80,740
	023 Butter And Other Fats From Mill	6,080	6,300	34,320	21,910
	025 Eggs,birds And Egg Yolks Fresh,dried Or Otherwise Preserved	524	524	-	-
	034 Fish,fresh,chilled Or Frozer	351,182	521,455	-	-
	035 Fish,dried Salted Or In Brine;smoked Fisl	251,534	690,428	-	-
	036 Crustaceans Moluscs And Aquatic Invertebrate	392,374	2,061,072	-	-
	044 Maize,unmilled	58,375	15,750	-	-
	046 Meal And Flour Of Wheat And Flour Of Mesli	-	-	240,750	53,942
	047 Other Cereal Meals And Flour:	-	-	98,800	39,135
	048 Cereal Preparations And Preparations Of Flours/starch Of Fruit	17,000	7,675	45,760	55,096
	054 Vegetables,fresh Chilled,frozen Or Simply Preserved	21,349,982	3,795,024	-	-
	056 Vegetables,roots And Tubers,prepared Or Preserved N.e.s	5,981	953	-	-
	057 Fruit And Nut,fresh Or Dried	1,094,919	765,145	35,470	31,368
	058 Fruit,preserved And Fruit Preparation	41,369	28,864	11,026	6,945
	059 Fruit Juices And Vegetable Juic	37,277	48,585	27,407	11,808
	061 Sugar,molasses And Hone	-	-	20,000	6,720
	062 Sugar Confectioner	45,598	60,545	7,000	3,236
	071 Coffee And Coffee Substitute:	1,873,367	2,456,039	-	-
	072 Cocoa	9,557,776	16,276,583	-	-
	073 Chocolate And Other Food Preparations Containing Cocoa N.e.s	15	64	-	-
	074 Tea And Mate	441,796	1,161,056	-	-
	075 Spices	1,616,312	685,203	-	-
	081 Feeding Stuff For Animal	7,052,000	387,000	5,393,766	3,957,766
	091 Margarine And Shortenin;	2,473,000	776,444	76,729	17,461
	098 Edible Product And Preparation	4,908	124,312	38,000	47,240
	111 Non-alcoholic Beverages,n.e.	6,000	748	5,030	2,432
	122 Tobacco,manufacture	52,813	307,704	-	-
	223 Oil Seeds Use For Extraction Of Other Fixed Vegetable Oils	347,935	139,353	-	-
	231 Natural Rubber Latex;natural Rubber And Similar Natural Gums	2,942,221	2,741,981	-	-

Tabel 23. Lanjutan
Table Continued

Negara/Country		Ekspor/Export		Impor/Import	
SITC	Komoditi/Commodity	Berat Bersih Net Weight (Kg)	Nilai FOB FOB Value (US\$)	Berat Bersih Net Weight (Kg)	Nilai CIF CIF Value (US\$)
(1)	(2)	(4)	(5)	(6)	(7)
232	Synthetic Rubber Latex;synthetic Rubber And Reclaimed Rubber	-	-	4,920	14,073
244	Cork,natural,raw And Waste	40,320	42,739	-	-
245	Fuel Wood And Wood Charcoa	14,576	6,025	-	-
246	Wood In Chips Or Particles And Waste	52,749	8,118	-	-
248	Wood,simply Worked And Railway Sleeper Of Wood	2,012,750	825,359	20,000	20,118
251	Pulp And Waste Paper	498,422	539,016	-	-
268	Wool And Other Animal Hair	464	4,306	-	-
273	Stone,sand And Gravel	2,435,950	16,327	18,689	6,204
274	Sulphur & Unroasted Iron Pyrite	-	-	4,073,860	344,977
278	Other Crude Minerals	-	-	3,615,850	796,839
282	Waste And Scrap Metal Of Iron Or Steel	-	-	8,541,360	956,202
283	Copper Ores And Concentrate	194	630	-	-
287	Ores And Concentrates Of Base Metals,n.e.	1,249	350	-	-
288	Non-ferrous Base Metal Waste And Scrap, N.e.:	100,238	42,127	394,919	553,808
291	Crude Animal Materials,n.e.:	727	14,541	-	-
292	Crude Vegetable Materials,n.e.:	723,525	926,930	102,774	89,494
334	Petroleum Products,refined	-	-	2,626,823	1,810,891
335	Residual Petroleum Products,nes And Related Materials	-	-	5,120,706	1,079,773
411	Animal Oils And Fat:	300,000	81,000	-	-
421	Fixed Vegetable Fats And Oils Soft,crude,refined Or Fractioned	757,503	443,237	-	-
422	Fixed Vegetable Fats And Oils Solid,crude,refined/fractioned	166,941,518	62,473,867	5,184	4,510
431	Animal And Vegetable Oil And Fat Processed And Wax Of Animal/veg	7,611,230	2,861,115	1,850	1,682
511	Hydrocarbon,n.e.s And Their Halogenated,nitrated Derivatives	-	-	1,841,465	835,468
512	Alcohols,phenols,phenol-alcohols And Their Halogenated	54,510	29,436	5,188,159	1,969,234
513	Carboxylic Acids,and Their Anhydrides,halides,peroxides	-	-	36,595	35,800
514	Nitrogen-function Compound	346	1,943	464	106
515	Organo-inorganic And Heterocyclic Compound	-	-	40,000	74,400
516	Other Organic Chemical	-	-	4,016	5,628
522	Inorganic Chemical Elements,oxides And Halogen Salts	-	-	1,134,578	1,247,563
523	Metallic Salts And Peroxysalt	-	-	168,802	107,182
531	Synthetic Org.colouring Matter	-	-	10,398	12,425
532	Dyeing And Tanning Extracts,and Synthetic Tanning Materials	200	775	396	1,392
533	Pigments,paints,varnishes And Related Material	332	2,221	259,321	1,317,262
541	Medicinal & Pharmaceutical Product	-	-	8,488	2,956
551	Essential Oils,perfume And Flavour Material	809,053	10,531,245	71,710	778,211
553	Perfumery,cosmetics And Toilet Preparation	500	5,455	2,040	2,128
554	Soap,cleansing And Polishing Preparation	292,404	87,714	222,210	291,281
562	Fertilizers,manufactured	-	-	21,190	15,996
571	Polymers Of Ethylene,primary Form	-	-	587,998	380,897
573	Polimers Of Vinyl Chloride,primary	-	-	20,569	21,785
574	Poliacetals,polycarbon,primary	-	-	246,055	183,557
575	Other Plastics In Primary Form	387	2,976	522,785	556,974
579	Waste And Scrap Of Plastic	9,225	9,225	-	-
581	Tubes,pipes And Hoses Of Plastic	-	-	1,358	4,325
582	Plates,sheets,film Of Plastic:	-	-	23,655	29,029
592	Starches,inulin And Wheat Gluten Albuminoidal Substances:plnes	6,735	22,510	70,461	101,558
597	Additive For Mineral Oil:	-	-	2,009,123	2,132,958
598	Miscellaneous Chemical Products,n.e.	4,568	2,299	264,386	701,719
611	Leather	21,103	1,333,629	-	-
621	Materials Of Rubber:	-	-	23,961	31,322
625	Rubber Tyre,tyre Cases,tyre Treads,inner Tubes And Tyre Flaps	127,883	120,084	759	18,194
629	Articles Of Rubber,n.e.:	24,620	10,280	9,904	46,643
633	Cork Manufacture:	-	-	75	507
634	Veneers,plywood,improved Or Reconstituted Wood,worked,n.e.s	5,841,952	2,869,044	64,461	58,773

Tabel 23. Lanjutan
Table Continued

Negara/Country		Ekspor/Export		Impor/Import	
SITC	Komoditi/Commodity	Berat Bersih Net Weight (Kg)	Nilai FOB FOB Value (US\$)	Berat Bersih Net Weight (Kg)	Nilai CIF CIF Value (US\$)
(1)	(2)	(4)	(5)	(6)	(7)
635	Wood Manufactures,n.e.:	3,115,357	2,958,673	1,199	1,785
641	Paper And Paperboard	-	-	66,551	232,167
642	Paper And Paperboard Cut To Size Or Shape And Articles Of Paper	727	2,528	60,100	97,549
651	Tetile Yarn	17,808	5,011	-	-
652	Cotton Fabrics,wover	859	10,215	-	-
653	Fabrics,woven,of Man-made Fibre	13,599	23,414	-	-
656	Tulle,lace,embroidery,ribbons,trimmings And Other Small Wares	21	46	-	-
657	Special Yarns,textile Fabric:	-	-	218	1,728
658	Made-up Articles,wholly Or Chiefly Of Textile Materials N.e.s	53	300	-	-
661	Lime,cement And Fabricated Construction Materials	2,151	1,113	2,687,200	551,997
662	Clay Construction Materials And Refactory Construction Materials	-	-	121,275	38,212
663	Mineral Manufactures,n.e.:	9,110	18,021	13,399	19,437
664	Glass	322,227	213,189	24,770	232,158
665	Glassware	420,012	170,976	1,262	3,848
666	Pottery	79	449	79,794	39,745
671	Pig Iron,spiegeleisen,sponge Iron,ferro-alloy	32	1,370	5,256	6,000
672	Ingots And Other Primary Forms,of Iron Or Stee	-	-	23,543	10,787
673	Flat Rolled Products Not Clac	-	-	1,315,523	847,396
674	Flat Rolled Product,clad,plate	-	-	7,007	8,334
675	Flat Rolled Product,alloy Stee	-	-	679,652	410,661
676	Iron And Steel Bar,rods,angels,shaped And Sections	-	-	1,375,617	760,787
677	Rail And Railway Tract Construction Material Of Iron Or Steel	-	-	253,619	154,026
678	Wire Of Iron Or Stee	-	-	162,987	85,987
679	Tubes,pipes,hollow Profile,pipe Fitting Of Iron Or Steel	140	2,870	678,290	667,586
682	Copper	-	-	14,535	10,371
684	Aluminium	821,767	1,278,782	822,155	673,908
686	Zinc	-	-	523,432	357,501
687	Tin	-	-	103	1,119
689	Miscellaneous Non-ferrous Base Metals Employed In Metallurgv	1,019	1,600	-	-
691	Structures And Parts Of Iron,steel Or Aluminium	1,892,866	5,147,476	1,332	693
692	Metal Containers For Storage And Transpo	51,222	154,826	378,602	387,827
693	Wire Product And Fencing Grill	-	-	16,650	35,645
694	Nails,screws,nuts,bolts,rivets In The Like Of Iron,steel/copper	7	35	140,624	118,920
695	Tools For Use In The Hand Or In Machine	26,736	86,852	19,753	22,162
697	Household Equipment Of Base Metal,n.e.	4,717	22,788	-	-
699	Manufactures Of Base Metal N.e.	20,772	13,444	107,549	263,495
711	Steam And Other Vapour Generating Boilers And Parts	-	-	166,788	1,388,314
712	Steam Or Oth Gen.boilers & Part	-	-	15,760	112,832
713	Internal Combustion Piston Engines And Part	69,977	595,143	38,556	434,622
714	Engines And Motors,non-electric,parts N.e.	-	-	3,293	5,201
716	Rotating Electric Plant And Parts Thereof,n.e.	47,885	30,372	420,022	2,662,878
718	Other Power Generating Machinery And Parts Thereof,n.e.s	-	-	10,732	263,422
721	Agricultural Machinery And Part	1,503	6,790	63,224	327,084
723	Civil Engineering And Contractor Plant And Equipment And Parts	10,348	94,469	215,687	226,293
725	Paper Mill And Pulp Mill Machinery,paper Cutting Machine	2,050	71,500	58,412	533,327
726	Printing And Bookbinding Machinery And Parts Thereof,n.e.s	165	2,198	-	-
727	Food-processing Machines And Parts Thereof,n.e.s	1,775	656	9,512	79,854
728	Other Machine And Equipment Specialized For Particular Industrv	125,392	3,540	71,043	327,156
731	Machine-tools By Removing Meta	-	-	424	5,130
733	Machine-tool For Working Meta	50	1,310	2,312	2,200

Tabel 23. Lanjutan
Table Continued

Negara/Country		Ekspor/Export		Impor/Import	
SITC	Komoditi/Commodity	Berat Bersih Net Weight (Kg)	Nilai FOB FOB Value (US\$)	Berat Bersih Net Weight (Kg)	Nilai CIF CIF Value (US\$)
(1)	(2)	(4)	(5)	(6)	(7)
735	Part,nes For Machine Tool	-	-	20	676
737	Metal Working Machinery And Pa	-	-	6,344	49,722
741	Heating And Cooling Equipment And Parts Thereof,n.e.s	16,644	22,271	44,557	246,028
742	Pumps For Liquid And Part	244	2,580	5,085	126,192
743	Pumps And Compressors;fans & Blowers;centrifuges And Parts	16,177	323,233	67,580	161,462
744	Mechanical Handling Equipment And Parts Thereof,n.e.s	600	700	811,665	534,371
745	Other Non-electical Machinery,tools And Mechanical Apparatus	8,000	5,000	3,111	2,719
746	Ball Or Roller Bearings	64	1,488	6,926	48,539
747	Taps,cocks,valves For Pipe	444	4,939	16,288	613,676
748	Transmission Shafts And Crank	-	-	247,744	661,351
749	Non-electric Parts And Accessories Of Machinery,n.e.s	3,257	8,704	14,219	170,928
752	Automatic Data Processing Machines And Units Thereof	644	11,875	12	470
759	Parts,n.e.s Of And Accessories For Machine Heading 751 Or 752	27,256	349,132	2	2,622
761	Television Receivers	316	632	-	-
763	Sound Recorders Or Reproducer	15,360	61,666	444	839
764	Telecommunication Equipment N.e.s And Part	3,372	77,181	1	105
771	Electric Power Machinery & Part	-	-	12,072	18,780
772	Electrical Apparatus For Making And Breaking Electrical Circuit	191	17,331	402	64,862
773	Equipment For Distributing Electricit	-	-	88,561	599,772
774	Electric Apparatus For Medical Purpose & Radiological Apparatus	61	17,965	-	-
775	Household Type,electrical And Non-electrical Equipment,n.e.s	-	-	481	1,315
776	Thermionic,cold Cathode And Photo-cathode Valves And Tubes	4,225	631,319	119	22,692
778	Electrical Machinery And Apparatus,n.e	6,393	26,934	25,022	243,278
782	Motor Vehicle For The Transport Of Good	-	-	345,074	368,862
784	Parts And Accessories,n.e.s Of The Motor Vehicles	6,347	22,948	46,537	30,759
785	Motorcycles,motor Scooters,and Other Cycles Motorized And Non-mt	5,972	24,441	62,211	57,052
786	Trailer And Other-vehicle,not Motorize	16,650	13,611	172,310	121,333
791	Railway Vehicles And Associated Equipmer	-	-	57,016	450,689
792	Aircraft And Associated Equipment And Parts Thereof,n.e.s	2,390	237,000	339	29,063
793	Ships,boats And Floating Structure	79,159	483,515	-	-
811	Prefabricated Building	500	294	-	-
812	Sanitary,plumbing,heating And Lighting Fixtures And Fittings	-	-	1,910	6,201
813	Lighting Fixtures And Fitting	9,768	26,863	-	-
821	Furniture And Parts Thereof	105,679	161,417	102	280
831	Travel Goods	13,745	53,217	-	-
841	Men's Coats,jacket,not Knittec	211,052	1,168,293	-	-
842	Women's Coats,jacket,not Knittec	18,641	117,856	6,609	3,860
843	Men's Coats,jacket,knittec	133,795	864,706	-	-
844	Women's Coats, Jacket, Knittec	2,257	9,692	-	-
845	Articles Of Apparel, Ne:	478	2,244	-	-
846	Clothing Accessories Of Textiles Fabric	81	1,077	-	-
848	Articles Of Apparel And Clothing Accessories Of Oth. Than Tex. Fab.	97,014	186,650	-	-
851	Footwear	8,791	18,700	-	-
871	Optical Instrument And Apparatu	-	-	25	6,663
873	Meters And Counters, Ne:	11	2,000	38	11,710
874	Measuring, Checking, Analysing And Controlling Instrument And App.	6,086	381,193	5,758	319,224
884	Optical Goods,n.e.s:	7,776	353,570	1,249	26,788
885	Watches And Clocks	5,316	5,137	-	-
892	Printed Matter	2,466	6,381	298,203	986,323
893	Article,n.e.s Of Plastic:	1,003,626	294,283	33,965	71,652
894	Baby Carriages,toys,games And Sporting Goo	89	104	30,028	44,087

Tabel 23. Lanjutan
Table Continued

Negara/Country		Ekspor/Export		Impor/Import	
SITC	Komoditi/Commodity	Berat Bersih Net Weight (Kg)	Nilai FOB FOB Value (US\$)	Berat Bersih Net Weight (Kg)	Nilai CIF CIF Value (US\$)
(1)	(2)	(4)	(5)	(6)	(7)
	895 Office And Stationery Supplies N.e.	15,000	9,308	4,716	6,286
	896 Works Of Art,collectors Pieces And Antique	24,551	17,550	-	-
	897 Jewellery,goldsmith And Silversmith Wares And Other Articles	6,700	1,003	-	-
	898 Musical Instrument And Parts Andaccessories Thereof	1,303	11,690	3,941	52,749
	899 Other Miscellaneous Manufactured Articles.n.e.	93,906	38,420	15,500	85,691
	921 Export For Pebt	37,426	24,260	-	-
	Subtotal	247,965,836	134,357,617	56,616,963	39,639,458
Philippines					
	034 Fish,fresh,chilled Or Frozer	25,000	6,250	-	-
	035 Fish,dried Salted Or In Brine;smoked Fisl	6,360	45,508	-	-
	044 Maize,unmilled	356,099	116,591	-	-
	046 Meal And Flour Of Wheat And Flour Of Mesli	-	-	420,000	81,900
	054 Vegetables,fresh Chilled,frozen Or Simply Preserved	-	-	54,600	15,089
	062 Sugar Confectioner	3,661	99,867	-	-
	071 Coffee And Coffee Substitute:	18,000	10,800	-	-
	072 Cocoa	561,000	877,459	-	-
	091 Margarine And Shortenin;	42,000	19,110	-	-
	098 Edible Product And Preparation	-	-	3,720	1,472
	231 Natural Rubber Latex;natural Rubber And Similar Natural Gums	443,520	423,960	-	-
	246 Wood In Chips Or Particles And Waste	493,000	129,630	-	-
	251 Pulp And Waste Pape:	493,000	200,205	-	-
	269 Old Clothing And Other Old Textile Articles:rag	1,591	2,500	-	-
	292 Crude Vegetable Materials.n.e.:	1,056	7,356	-	-
	321 Coal,pulverized Or No	137,567,000	3,425,417	-	-
	422 Fixed Vegetable Fats And Oils Solid,crude,refined/fractioned	1,096,421	688,747	-	-
	431 Animal And Vegetable Oil And Fat Processed And Wax Of Animal/veg	194,525	100,180	-	-
	513 Carboxylic Acids,and Their Anhydrides,halides,peroxides	59,900	38,285	-	-
	515 Organo-inorganic And Heterocyclic Compoun	-	-	283	2,842
	553 Perfumerv.cosmetics And Toilet Preparation	32,596	46,864	-	-
	575 Other Plastics In Primary Form	748	17,160	-	-
	591 Disinfectants,insecticides,fungicides,etc Put In Forms	246,030	1,560,618	-	-
	592 Starches,inulin And Wheat Gluten Albuminoidal Substances:plue	-	-	171	477
	598 Miscellaneous Chemical Products.n.e.	-	-	112,320	35,628
	621 Materials Of Rubbe:	108,009	169,738	-	-
	634 Veneers,plywood,improved Or Reconstituted Wood.worked.n.e.:	651,085	119,333	-	-
	635 Wood Manufactures,n.e.:	27,513	31,026	-	-
	641 Paper And Paperboard	72,900	160,986	143,181	105,972
	642 Paper And Paperboard Cut To Size Or Shape And Articles Of Paper	-	-	21,687	37,952
	663 Mineral Manufactures,n.e.:	-	-	260,000	31,200
	664 Glass	211,072	56,062	-	-
	665 Glassware	715,180	120,546	-	-
	691 Structures And Parts Of Iron,steel Or Aluminium	7,193	148,750	-	-
	775 Household Type,electrical And Non-electrical Equipment.n.e.s	4,982	20,446	-	-
	778 Electrical Machinery And Apparatus.n.e	-	-	33,169	51,390
	821 Furniture And Parts Thereof	-	-	45	273
	848 Articles Of Apparel And Clothing Accessories Of Oth. Than Tex. Fab.	22,663	52,900	-	-
	884 Optical Goods,n.e.:	1,941	38,612	-	-
	892 Printed Matter	-	-	2,940	13,438
	Subtotal	143,464,045	8,734,906	1,052,116	377,633
Malaysia					
	001 Live Animals Other Than Fisl	46,115	44,530	11,361	21,958
	011 Meat Of Bovine Animals Fresh. Chilled Or Froze	-	-	2,372	5,113
	012 Other Meat,other Edible Meat Offal,fresh,chilled Or Frozen	355,307	214,630	-	-

Tabel 23. Lanjutan
Table Continued

Negara/Country		Ekspor/Export		Impor/Import	
SITC	Komoditi/Commodity	Berat Bersih Net Weight (Kg)	Nilai FOB FOB Value (US\$)	Berat Bersih Net Weight (Kg)	Nilai CIF CIF Value (US\$)
(1)	(2)	(4)	(5)	(6)	(7)
016	Meat And Edible Meat Offal, Salted, Dried; Edible Flour Of Meat	10,431	10,526	-	-
022	Milk And Cream And Milk Products Other Than Butter Or Cheese	32,626	11,408	-	-
025	Eggs,birds And Egg Yolks Fresh,dried Or Otherwise Preserved	-	-	53,990	81,062
034	Fish,fresh,chilled Or Frozer	13,035,130	10,958,210	570,701	116,871
035	Fish,dried Salted Or In Brine;smoked Fish	1,202,227	320,406	1,095	132
036	Crustaceans Moluscs And Aquatic Invertebrate	3,614,725	4,203,825	43,371	346,881
041	Wheat And Meslin,unmilled	2,992	395	-	-
042	Rice	1,966	1,263	266,654	73,746
044	Maize,unmilled	788,000	91,075	-	-
046	Meal And Flour Of Wheat And Flour Of Mesli	-	-	4,666,163	1,033,990
047	Other Cereal Meals And Flour:	-	-	51,000	20,097
048	Cereal Preparations And Preparations Of Flours/starch Of Fruit	296,927	180,748	941,386	648,032
054	Vegetables,fresh Chilled,frozen Or Simply Preserved	46,375,963	12,903,529	483,441	147,993
056	Vegetables,roots And Tubers,prepared Or Preserved N.e.s	317,930	160,374	2,170	2,937
057	Fruit And Nut,fresh Or Drier	4,838,239	1,904,776	82,534	21,354
058	Fruit,preserved And Fruit Preparation	331,785	88,666	-	-
059	Fruit Juices And Vegetable Juic	27,992	19,972	-	-
061	Sugar,molasses And Hone	68,625	7,583	308,350	88,334
062	Sugar Confectioner	565,493	539,105	8,964	5,634
071	Coffee And Coffee Substitute:	2,236,407	5,913,583	989	2,512
072	Cocoa	14,788,404	18,259,905	-	-
073	Chocolate And Other Food Preparations Containing Cocoa N.e.s	3,703	10,421	6,625	3,324
074	Tea And Mate	3,469,053	2,317,956	3,750	694
075	Spices	2,757,852	1,175,771	28,624	27,167
081	Feeding Stuff For Animal	548,560	311,496	4,611,880	1,482,923
091	Margarine And Shortenin;	-	-	512,266	57,554
098	Edible Product And Preparation	518,831	258,711	491,271	444,145
111	Non-alcoholic Beverages,n.e.	232	210	41,426	11,083
121	Tobacco,unmanufactured:tobacco Refus	1,903,698	421,384	-	-
122	Tobacco,manufacture	50,120	242,933	2,700	23,446
222	Oil Seeds Use For Extraction Of Soft Fixed Vegetable Oils	88,070	23,335	1,780,331	449,700
223	Oil Seeds Use For Extraction Of Other Fixed Vegetable Oils	1,017,667	608,950	-	-
231	Natural Rubber Latex;natural Rubber And Similar Natural Gums	699,395	636,329	1,514,737	1,157,075
232	Synthetic Rubber Latex;synthetic Rubber And Reclaimed Rubber	104,265	26,841	302,522	259,113
245	Fuel Wood And Wood Charcoa	1,171,210	211,346	-	-
246	Wood In Chips Or Particles And Waste	16,000	6,055	-	-
247	Wood In The Rough Or Roughly Square	17,012	6,731	-	-
248	Wood, simply Worked And Railway Sleeper Of Wood	2,133,155	738,937	139,807	87,812
251	Pulp And Waste Paper	56,662	22,824	-	-
265	Vegetable Textile Fibres,raw Or Processed;waste Of These Fibres	9,732	2,558	-	-
268	Wool And Other Animal Hai	3,330	3,554	-	-
269	Old Clothing And Other Old Textile Articles;rag	89,125	50,458	-	-
272	Fertilizers,crude	214,000	10,815	103,163	19,502
273	Stone,sand And Grave	180	184	36,342,918	753,823
274	Sulphur & Unroasted Iron Pyrite	2,400	888	10,000	12,500
278	Other Crude Minerals	110,000	4,592	100,057	23,607
282	Waste And Scrap Metal Of Iron Or Steel	-	-	5,063,880	519,772
288	Non-ferrous Base Metal Waste And Scrap, N.e.:	85,525	24,441	-	-
291	Crude Animal Materials,n.e.:	8,252	2,374	12,576	7,415
292	Crude Vegetable Materials,n.e.:	1,052,077	436,245	21,920	11,008
321	Coal,pulverized Or No	5,526,112	82,891	-	-
325	Coke And Semi Coke Of Coal,of Lignite,or Of Peat	5,000	1,316	-	-
334	Petroleum Products,refined	-	-	60,998	34,436

Tabel 23. Lanjutan
Table Continued

Negara/Country		Ekspor/Export		Impor/Import	
SITC	Komoditi/Commodity	Berat Bersih Net Weight (Kg)	Nilai FOB FOB Value (US\$)	Berat Bersih Net Weight (Kg)	Nilai CIF CIF Value (US\$)
(1)	(2)	(4)	(5)	(6)	(7)
335	Residual Petroleum Products, nes And Related Materials	-	-	1,730,289	996,956
421	Fixed Vegetable Fats And Oils Soft, crude, refined Or Fractioned	-	-	380	375
422	Fixed Vegetable Fats And Oils Solid, crude, refined/fractioned	104,102,736	40,240,211	20,000	563
431	Animal And Vegetable Oil And Fat Processed And Wax Of Animal/veg	2,137,000	1,059,641	1,113,762	302,692
511	Hydrocarbon, n.e.s And Their Halogenated, nitrated Derivatives	-	-	307	145
512	Alcohols, phenols, phenol-alcohols And Their Halogenated	2,941	17,407	5,044,386	1,267,325
513	Carboxylic Acids, and Their Anhydrides, halides, peroxides	160,000	40,800	304,620	152,399
514	Nitrogen-function Compound	-	-	108,827	184,900
515	Organo-inorganic And Heterocyclic Compound	-	-	107,765	330,309
516	Other Organic Chemical	1,299	1,010	15,005	21,721
522	Inorganic Chemical Elements, oxides And Halogen Salts	503,819	72,054	446,952	248,090
523	Metallic Salts And Peroxysalt	-	-	4,566,633	1,446,655
524	Other Inorganic Chemicals; chemical Compound Of Precious Metals	286,080	60,076	1,869	2,595
531	Synthetic Org. colouring Matte	-	-	36,546	109,650
532	Dyeing And Tanning Extracts, and Synthetic Tanning Materials	52,622	33,801	-	-
533	Pigments, paints, varnishes And Related Material	98,999	37,341	83,184	230,056
541	Medicinal & Pharmaceutical Prod	36,801	9,506	92,016	34,427
542	Medicaments Incl. veterinari Med	23,979	34,559	27,040	4,423
551	Essential Oils, perfume And Flavour Material	9,839	112,019	450	292
553	Perfumery, cosmetics And Toilet Preparation	2,032,898	1,515,898	26,274	20,605
554	Soap, cleansing And Polishing Preparatio	303,341	484,885	141,451	89,992
562	Fertilizers, manufacture	5,706,500	724,235	18,115,958	3,254,934
571	Polymers Of Ethylene, primary Form	4,032	424	1,953,509	1,190,065
573	Polimers Of Vinyl Chloride, prmr	30,000	640	3,837	8,911
574	Poliacetals, polycarbon, primar	40,023	33,682	130,071	76,363
575	Other Plastics In Primary Form	241,500	58,808	1,543,475	1,283,509
581	Tubes, pipes And Hoses Of Plasti	2,400	395	294	3,476
582	Plates, sheets, film Of Plastic:	-	-	178,811	179,402
583	Monofilament, rods, of Plastic	-	-	8,094	40,377
591	Disinfectants, insecticides, fungicides, etc Put In Forms	254,868	1,883,540	7,483	8,580
592	Starches, inulin And Wheat Gluten Albuminoidal Substances: others	16,731	2,400	263,952	243,567
597	Additive For Mineral Oil:	-	-	213,581	133,556
598	Miscellaneous Chemical Products, n.e.	109,825	135,008	278,866	223,034
611	Leather	1,147	9,915	-	-
612	Manufactures Of Leather Or Composition Leather N.e.s	6,922	5,430	14	452
613	Furskins, Tanned Ordressec	23,040	18,189	2,350	430
621	Materials Of Rubber:	11,569	4,707	116,652	100,697
625	Rubber Tyre, tyre Cases, tyre Treads, inner Tubes And Tyre Flans	334,094	393,616	47,400	29,979
629	Articles Of Rubber, n.e.:	1,466,643	95,652	416,755	268,651
634	Veneers, plywood, improved Or Reconstituted Wood, worked, n.e.s	1,868,110	460,253	101,693	78,730
635	Wood Manufactures, n.e.:	5,172,563	2,370,570	1,662	2,043
641	Paper And Paperboard	540,715	264,645	502,110	1,001,786
642	Paper And Paperboard Cut To Size Or Shape And Articles Of Paper	119,564	80,153	31,790	65,062
651	Tetile Yarn	47,156	58,374	10,911	34,660
652	Cotton Fabrics, wover	175,481	188,825	-	-
653	Fabrics, woven, of Man-made Fibre	100,522	291,650	-	-
654	Textile Fabrics, woven, other Than Of Cotton Or Man-made Fibres	7,984	3,309	-	-
655	Knitted Or Crochetted Fabric	1,992	211	-	-
656	Tulle, lace, embroidery, ribbons, trimmings And Other Small Wares	84,244	13,012	-	-
657	Special Yarns, textile Fabric:	35,680	40,965	11,673	33,239

Tabel 23. Lanjutan
Table Continued

Negara/Country		Ekspor/Export		Impor/Import	
SITC	Komoditi/Commodity	Berat Bersih Net Weight (Kg)	Nilai FOB FOB Value (US\$)	Berat Bersih Net Weight (Kg)	Nilai CIF CIF Value (US\$)
(1)	(2)	(4)	(5)	(6)	(7)
658	Made-up Articles,wholly Or Chiefly Of Textile Materials N.e.s	2,455,930	1,498,920	863	1,989
659	Floor Coverings,etc	-	-	3,000	5,009
661	Lime,cement And Fabricated Construction Materials	16,171,469	352,988	33,879,276	917,688
662	Clay Construction Materials And Refractory Construction Materials	1,129,212	184,989	571,640	410,777
663	Mineral Manufactures.n.e.s	318,069	110,032	427,304	639,873
664	Glass	6,562,484	1,424,686	40,280	7,298
665	Glassware	313,237	147,455	610,156	265,957
666	Pottery	5,110	3,552	125	1,041
667	Pearl, Precious And Semi-precious Stone	5,120	767	-	-
671	Pig Iron,spiegeleisen,sponge Iron,ferro-alloy	-	-	1,174,000	531,830
673	Flat Rolled Products Not Clad	3,748	5,148	1,476,718	235,606
674	Flat Rolled Product,clad,plate	632,958	349,020	-	-
675	Flat Rolled Product,alloy Steel	-	-	165,129	179,463
676	Iron And Steel Bar,rods,angles,shaped And Sections	1,840,850	711,706	126,956	74,543
677	Rail And Railway Tract Construction Material Of Iron Or Steel	-	-	45,458	50,000
678	Wire Of Iron Or Steel	347	472	37	56
679	Tubes,pipes,hollow Profile,pipe Fitting Of Iron Or Steel	770,338	219,879	323,481	234,675
682	Copper	-	-	1,002	5,566
684	Aluminium	6,216,900	9,286,216	277,890	158,265
686	Zinc	-	-	673,802	564,083
687	Tin	-	-	490	39
689	Miscellaneous Non-ferrous Base Metals Employed In Metallurgy	210	126	-	-
691	Structures And Parts Of Iron,steel Or Aluminium	104,571	177,026	92,653	121,632
692	Metal Containers For Storage And Transpo	59,400	4,530	39,318	67,010
693	Wire Product And Fencing Grill	100	13	78,071	29,061
694	Nails,screws,nuts,bolts,rivets In The Like Of Iron,steel/copper	105	79	372,935	169,556
695	Tools For Use In The Hand Or In Machine	-	-	24,613	12,433
696	Cutlery	-	-	15,592	9,226
697	Household Equipment Of Base Metal,n.e.	8,193	45,942	27,761	116,349
699	Manufactures Of Base Metal N.e.	21,675	15,997	479,438	440,742
711	Steam And Other Vapour Generating Boilers And Parts	29,704	141,999	564,005	849,363
712	Steam Or Oth Gen.boilers & Part	-	-	86,529	937,474
713	Internal Combustion Piston Engines And Part	1,530	4,500	252,287	189,450
716	Rotating Electric Plant And Parts Thereof,n.e.	-	-	65,988	84,075
718	Other Power Generating Machinery And Parts Thereof,n.e.s	-	-	21,472	27,336
721	Agricultural Machinery And Part	6,885	8,953	486,008	1,060,400
722	Tractors	2,000	3,158	-	-
723	Civil Engineering And Contractor Plant And Equipment And Parts	3,546	12,339	7,939	20,907
724	Textile And Leather Machinery,and Parts Thereof,n.e.s	4,000	1,000	312	15,026
725	Paper Mill And Pulp Mill Machinery,paper Cutting Machine	-	-	13,900	119,281
726	Printing And Bookbinding Machinery And Parts Thereof,n.e.s	-	-	4,587	2,065
727	Food-processing Machines And Parts Thereof,n.e.s	-	-	868,255	2,861,789
728	Other Machine And Equipment Specialized For Particular Industrv	183,491	163,744	1,284,754	3,372,407
731	Machine-tools By Removing Meta	3,500	3,377	9,785	26,741
733	Machine-tool For Working Meta	-	-	7,171	11,281
735	Part,nes For Machine Tool	-	-	5,197	6,691
737	Metal Working Machinery And Pa	13,835	262,277	877,710	165,715
741	Heating And Cooling Equipment And Parts Thereof,n.e.s	11,987	21,612	559,958	1,226,553
742	Pumps For Liquid And Part	1,103	1,054	214,420	511,956

Tabel 23. Lanjutan
Table Continued

Negara/Country		Ekspor/Export		Impor/Import	
SITC	Komoditi/Commodity	Berat Bersih Net Weight (Kg)	Nilai FOB FOB Value (US\$)	Berat Bersih Net Weight (Kg)	Nilai CIF CIF Value (US\$)
(1)	(2)	(4)	(5)	(6)	(7)
743	Pumps And Compressors;fans & Blowers;centrifuges And Parts	373	214	347,813	2,164,023
744	Mechanical Handling Equipment And Parts Thereof,n.e.s	585	6,421	70,608	144,244
745	Other Non-electical Machinery,tools And Mechanical Apparatus	7,744	8,020	53,881	321,298
746	Ball Or Roller Bearings	-	-	4,795	10,577
747	Taps,cocks,valves For Pipe	-	-	122,918	723,360
748	Transmission Shafts And Crank	658	382	233,516	622,776
749	Non-electric Parts And Accessories Of Machinery,n.e.s	30,506	16,842	66,203	96,595
751	Office Machines	-	-	587	740
752	Automatic Data Processing Machines And Units Thereof	160	404	1,729	3,536
759	Parts,n.e.s Of And Accessories For Machine Heading 751 Or 752	83,457	571,119	-	-
761	Television Receivers	-	-	3,811	12,976
763	Sound Recorders Or Reproducer	-	-	558	1,899
764	Telecommunication Equipment N.e.s And Part	3,967	33,316	3,995	13,558
771	Electric Power Machinery & Part	-	-	7,237	18,360
772	Electrical Apparatus For Making And Breaking Electrical Circuit	-	-	44,732	62,253
773	Equipment For Distributing Electricit	-	-	91,159	206,481
775	Household Type,electrical And Non-electrical Equipment,n.e.s	-	-	8,440	6,731
776	Thermionic,cold Cathode And Photo-cathode Valves And Tubes	90,720	197,771	40	520
778	Electrical Machinery And Apparatus,n.e	17,555	61,471	10,293	27,312
782	Motor Vehicle For The Transport Of Good	59,100	20,494	-	-
784	Parts And Accessories,n.e.s Of The Motor Vehicles	6,829	13,800	37,257	122,382
785	Motorcycles,motor Scooters,and Other Cycles Motorized And Non-mt	39,197	8,491	88,642	359,950
786	Trailer And Other-vehicle,not Motorize	24,100	11,280	20,056	9,018
791	Railway Vehicles And Associated Equipmer	896	247	-	-
792	Aircraft And Associated Equipment And Parts Thereof,n.e.s	457	2,200	206	1,809
793	Ships,boats And Floating Structure	-	-	1,434,000	201,555
812	Sanitary,plumbing,heating And Lighting Fixtures And Fittings	17,257	5,000	43,453	32,755
813	Lighting Fixtures And Fitting	505	304	2,205	2,015
821	Furniture And Parts Thereof	727,344	891,287	97,404	89,674
831	Travel Goods	26,474	37,354	9,737	18,834
841	Men's Coats,jacket,not Knitted	987,531	3,494,833	-	-
842	Women's Coats,iacket,not Knitted	31,362	52,740	238	547
843	Men's Coats,iacket,knitted	41,862	302,368	-	-
844	Women's Coats, Jacket, Knitted	13,507	13,535	-	-
845	Articles Of Apparel, Ne:	51,420	136,900	309	774
846	Clothing Accessories Of Textiles Fabric	6,931	10,529	406	1,001
848	Articles Of Apparel And Clothing Accessories Of Oth. Than Tex. Fab.	192,294	101,490	241	198
851	Footwear	31,154	61,882	42,429	53,504
871	Optical Instrument And Apparatu	-	-	5,873	16,839
872	Medical Instruments And Appliances, Ne	3,231	9,658	-	-
873	Meters And Counters, Ne:	-	-	160	525
874	Measuring, Checking, Analysing And Controlling Instrument And App	655	12,157	13,204	962,232
882	Photographic And Cinematographic Supplie	-	-	779	1,341
884	Optical Goods,n.e.s:	1,839	296,812	-	-
885	Watches And Clocks	119	123	-	-
891	Arms And Ammunition	263	95	-	-
892	Printed Matter	17,966	21,703	1,544	1,874
893	Article,n.e.s Of Plastic:	55,256	22,903	1,812,611	953,131
894	Baby Carriages,toys,games And Sporting Goo	2,992	2,458	40,590	26,289
895	Office And Stationery Supplies N.e.	172	217	31,386	35,023
896	Works Of Art,collectors Pieces And Antique	39,979	13,797	-	-
897	Jewellery,goldsmith And Silversmith Wares And Other Articles	-	-	32	5,736

Tabel 23. Lanjutan
Table Continued

Negara/Country		Ekspor/Export		Impor/Import		
		Berat Bersih Net Weight (Kg) (4)	Nilai FOB FOB Value (US\$) (5)	Berat Bersih Net Weight (Kg) (6)	Nilai CIF CIF Value (US\$) (7)	
SITC	Komoditi/Commodity					
(1)	(2)	(3)				
	898 Musical Instrument And Parts And accessories Thereof		82	79	3,372	5,172
	899 Other Miscellaneous Manufactured Articles,n.e.		307,588	150,344	121,671	118,517
	921 Export For Pebt		31,376	19,409	-	-
	Subtotal		276,591,231	136,106,876	147,593,074	45,904,629
Myanmar (burma)						
	044 Maize,unmilled		-	-	1,869,154	231,886
	054 Vegetables,fresh Chilled,frozen Or Simply Preserved		-	-	531,078	181,268
	057 Fruit And Nut,fresh Or Dried		-	-	65,850	9,267
	075 Spices		-	-	20,000	8,844
	081 Feeding Stuff For Animal		-	-	2,267,750	199,267
	091 Margarine And Shortenin:		180,000	84,000	-	-
	222 Oil Seeds Use For Extraction Of Soft Fixed Vegetable Oils		-	-	180,000	49,160
	292 Crude Vegetable Materials,n.e.:		30,000	49,779	85,687	122,232
	422 Fixed Vegetable Fats And Oils Solid,crude,refined/fractioned		7,386,000	2,978,930	-	-
	532 Dyeing And Tanning Extracts,and Synthetic Tanning Materials		-	-	14,000	4,200
	575 Other Plastics In Primary Form		240,500	113,064	-	-
	592 Starches,inulin And Wheat Gluten Albuminoidal Substances: others		35,000	17,674	-	-
	658 Made-up Articles,wholly Or Chiefly Of Textile Materials N.e.s		36,605	42,240	-	-
	664 Glass		329,673	84,835	-	-
	665 Glassware		15,235	3,105	-	-
	Subtotal		8,253,013	3,373,627	5,033,519	806,124
Cambodia						
	057 Fruit And Nut,fresh Or Dried		36,000	10,050	-	-
	121 Tobacco,unmanufactured;tobacco Refus		357	1,345	-	-
	122 Tobacco,manufactured		9,748,258	32,338,804	-	-
	422 Fixed Vegetable Fats And Oils Solid,crude,refined/fractioned		1,600,000	657,375	-	-
	641 Paper And Paperboard		1,272	8,641	-	-
	664 Glass		229,235	58,296	-	-
	665 Glassware		32,959	14,475	-	-
	666 Pottery		-	-	9,849	83,157
	841 Men's Coats,jacket,not Knitted		448	1,688	-	-
	845 Articles Of Apparel, Ne:		23,706	76,754	-	-
	892 Printed Matter		34,397	108,396	-	-
	893 Article,n.e.s Of Plastic:		34,751	117,805	-	-
	Subtotal		11,741,383	33,393,625	9,849	83,157
Brunei Darussalam						
	057 Fruit And Nut,fresh Or Dried		140,740	31,072	-	-
	071 Coffee And Coffee Substitute:		12,071	72,311	-	-
	098 Edible Product And Preparation		62	407	-	-
	282 Waste And Scrap Metal Of Iron Or Steel		-	-	4,339,610	452,371
	422 Fixed Vegetable Fats And Oils Solid,crude,refined/fractioned		37,602	17,589	-	-
	591 Disinfectants,insecticides,fungicides,etc Put In Forms		5,754	16,691	-	-
	635 Wood Manufactures,n.e.:		119,200	90,122	-	-
	642 Paper And Paperboard Cut To Size Or Shape And Articles Of Paper		142	717	-	-
	664 Glass		20,175	6,304	-	-
	665 Glassware		304	1,527	-	-
	679 Tubes,pipes,hollow Profile,pipe Fitting Of Iron Or Steel		88	41,345	-	-
	892 Printed Matter		267	1,650	-	-
	893 Article,n.e.s Of Plastic:		5	38	-	-
	Subtotal		336,410	279,773	4,339,610	452,371
Laos						
	728 Other Machine And Equipment Specialized For Particular Industry		128	890	-	-
	Subtotal		128	890	-	-
Nepal						

Tabel 23. Lanjutan
Table Continued

Negara/Country		Ekspor/Export		Impor/Import	
SITC	Komoditi/Commodity	Berat Bersih Net Weight (Kg)	Nilai FOB FOB Value (US\$)	Berat Bersih Net Weight (Kg)	Nilai CIF CIF Value (US\$)
(1)	(2)	(4)	(5)	(6)	(7)
	056 Vegetables,roots And Tubers,prepared Or Preserved N.e.s	15,120	12,852	-	-
	057 Fruit And Nut,fresh Or Dried	5,022,712	1,513,236	-	-
	075 Spices	44,521	26,476	-	-
	554 Soap,cleansing And Polishing Preparatio	46,080	41,244	-	-
	894 Baby Carriages,toys,games And Sporting Goo	5,306	14,345	-	-
	Subtotal	5,133,739	1,608,153	-	-
Vietnam					
	001 Live Animals Other Than Fisl	3,125	3,125	-	-
	012 Other Meat,other Edible Meat Offal,fresh,chilled Or Frozen	-	-	9,708	15,366
	036 Crustaceans Moluscs And Aquatic Invertebrate	40,680	357,031	-	-
	042 Rice	-	-	13,584,004	2,483,098
	045 Cereals,unmilled	-	-	209,130	30,715
	047 Other Cereal Meals And Flour	-	-	480,000	38,640
	054 Vegetables,fresh Chilled,frozen Or Simply Preserved	-	-	299,200	73,894
	057 Fruit And Nut,fresh Or Dried	-	-	5,029	5,212
	062 Sugar Confectioner	507,912	894,819	-	-
	071 Coffee And Coffee Substitute:	5,285	8,951	108,000	83,538
	075 Spices	10,000	23,130	7,000	3,594
	081 Feeding Stuff For Animal	-	-	84,000	126,210
	091 Margarine And Shortenin:	560,000	255,500	-	-
	122 Tobacco,manufacture	1,472	5,275	-	-
	211 Hides And Skins,raw	-	-	634	3,836
	222 Oil Seeds Use For Extraction Of Soft Fixed Vegetable Oils	-	-	185,650	69,159
	231 Natural Rubber Latex;natural Rubber And Similar Natural Gums	235,412	118,300	2,358,987	1,534,481
	248 Wood,Simply Worked And Railway Sleeper Of Wood	782,534	225,786	-	-
	251 Pulp And Waste Paper	13,210,225	4,388,992	-	-
	266 Synthetic Fibres Suitable For Spinnin	10,000	6,921	-	-
	278 Other Crude Minerals	-	-	222,000	14,502
	292 Crude Vegetable Materials,n.e.:	13,500	5,250	-	-
	422 Fixed Vegetable Fats And Oils Solid,crude,refined/fractioned	5,095,024	2,669,120	-	-
	512 Alcohols,phenols,phenol-alcohols And Their Halogenated	20,000	21,600	-	-
	513 Carboxylic Acids,and Their Anhydrides,halides,peroxides	-	-	72,800	12,407
	514 Nitrogen-function Compound	-	-	236,000	49,807
	523 Metallic Salts And Peroxysalt	-	-	222,000	32,008
	524 Other Inorganic Chemicals;chemical Compound Of Precious Metals	112,320	27,135	-	-
	551 Essential Oils,perfume And Flavour Material	-	-	17,916	2,265
	553 Perfumery,cosmetics And Toilet Preparation	-	-	14,000	2,350
	581 Tubes,pipes And Hoses Of Plasti	-	-	93,250	27,539
	582 Plates,sheets,film Of Plastic:	-	-	37,331	18,064
	591 Disinfectants,insecticides,fungicides,etc Put In Forms	95,176	744,049	-	-
	592 Starches,inulin And Wheat Gluten Albuminoidal Substances;glue:	-	-	221	759
	597 Additive For Mineral Oil:	-	-	13,860	13,998
	598 Miscellaneous Chemical Products,n.e.	-	-	1,879	6,304
	621 Materials Of Rubbe:	-	-	4,204	4,402
	629 Articles Of Rubber,n.e.:	16,650	30,100	-	-
	634 Veneers,plywood,improved Or Reconstituted Wood,worked,n.e.s	9,734,019	1,459,746	-	-
	635 Wood Manufactures,n.e.:	264,145	108,334	-	-
	642 Paper And Paperboard Cut To Size Or Shape And Articles Of Paper	-	-	59	359
	652 Cotton Fabrics,wover	6,800	40,639	-	-
	658 Made-up Articles,wholly Or Chiefly Of Textile Materials N.e.s	68,634	82,300	-	-
	659 Floor Coverings,etc	12,150	24,787	-	-
	663 Mineral Manufactures,n.e.:	588	4,880	-	-
	664 Glass	759,218	240,266	-	-

Tabel 23. Lanjutan
Table Continued

Negara/Country		Ekspor/Export		Impor/Import	
SITC	Komoditi/Commodity	Berat Bersih Net Weight (Kg)	Nilai FOB FOB Value (US\$)	Berat Bersih Net Weight (Kg)	Nilai CIF CIF Value (US\$)
(1)	(2)	(4)	(5)	(6)	(7)
	665 Glassware	462,698	185,088	-	-
	672 Ingots And Other Primary Forms,of Iron Or Steel	-	-	10,471,200	2,094,240
	679 Tubes,pipes,hollow Profile,pipe Fitting Of Iron Or Steel	1,041,588	416,892	-	-
	686 Zinc	-	-	18,015	10,942
	691 Structures And Parts Of Iron,steel Or Aluminium	-	-	3,348	2,864
	694 Nails,screws,nuts,bolts,rivets In The Like Of Iron,steel/copper	-	-	139,200	38,182
	697 Household Equipment Of Base Metal,n.e.	23,316	42,486	-	-
	713 Internal Combustion Piston Engines And Part	-	-	12,136	10,562
	741 Heating And Cooling Equipment And Parts Thereof,n.e.s	-	-	18,456	10,310
	742 Pumps For Liquid And Part	-	-	9,077	3,049
	751 Office Machines	-	-	5,291	13,136
	785 Motorcycles,motor Scooters,and Other Cycles Motorized And Non-mt	23,760	30,249	-	-
	793 Ships,boats And Floating Structure	-	-	4,620	2,211
	821 Furniture And Parts Thereof	18,432	9,607	-	-
	845 Articles Of Apparel, Ne:	278	1,178	-	-
	848 Articles Of Apparel And Clothing Accessories Of Oth. Than Tex. Fab.	96,014	197,070	-	-
	851 Footwear	-	-	508,429	330,074
	884 Optical Goods,n.e.s:	2,328	235,242	-	-
	892 Printed Matter	28	100	-	-
	895 Office And Stationery Supplies N.e.	-	-	6,997	15,536
	Subtotal	33,233,311	12,863,948	29,463,631	7,183,613
Maldives	046 Meal And Flour Of Wheat And Flour Of Mesli	-	-	270,000	58,117
	057 Fruit And Nut,fresh Or Dried	15,193	2,127	-	-
	073 Chocolate And Other Food Preparations Containing Cocoa N.e.s	3,447	11,946	-	-
	265 Vegetable Textile Fibres,raw Or Processed;waste Of These Fibres	11,215	22,825	-	-
	292 Crude Vegetable Materials,n.e.:	11,025	2,121	-	-
	Subtotal	40,880	39,019	270,000	58,117
India	036 Crustaceans Moluscs And Aquatic Invertebrate	8,640	60,399	-	-
	042 Rice	-	-	8,149,635	1,629,043
	046 Meal And Flour Of Wheat And Flour Of Mesli	-	-	4,578,963	835,910
	048 Cereal Preparations And Preparations Of Flours/starch Of Fruit	17,500	7,000	-	-
	054 Vegetables,fresh Chilled,frozen Or Simply Preserved	-	-	7,889	6,410
	057 Fruit And Nut,fresh Or Dried	19,424,105	4,622,170	26	24
	058 Fruit,preserved And Fruit Preparation	116,048	47,850	24	22
	061 Sugar,molasses And Honey	-	-	1,000,000	225,750
	071 Coffee And Coffee Substitute:	714,600	335,391	-	-
	072 Cocoa	-	-	98	90
	074 Tea And Mate	855,060	666,159	-	-
	075 Spices	701,615	489,059	34,057	10,964
	081 Feeding Stuff For Animal	11,718,724	2,153,674	62,036,476	13,474,519
	091 Margarine And Shortenin:	2,200,000	626,625	-	-
	098 Edible Product And Preparation	-	-	200	1,317
	222 Oil Seeds Use For Extraction Of Soft Fixed Vegetable Oils	-	-	1,454,292	450,524
	223 Oil Seeds Use For Extraction Of Other Fixed Vegetable Oils	54,390	5,439	-	-
	231 Natural Rubber Latex;natural Rubber And Similar Natural Gums	806,400	715,361	4,293,000	3,501,759
	251 Pulp And Waste Paper:	10,248,013	3,563,525	-	-
	267 Other Man-made Fibres Suitable For Spinning And Waste Of N-n-f	6,413	236	-	-
	273 Stone,sand And Gravel	-	-	994,792	119,776
	274 Sulphur & Unroasted Iron Pyrite	-	-	216,000	25,901
	278 Other Crude Minerals	3,351,787	1,374,232	33,173,080	944,869
	288 Non-ferrous Base Metal Waste And Scrap, N.e.:	136,095	64,941	-	-
	292 Crude Vegetable Materials,n.e.:	4,709,630	3,784,772	15,618	13,728

Tabel 23. Lanjutan
Table Continued

Negara/Country		Ekspor/Export		Impor/Import	
SITC	Komoditi/Commodity	Berat Bersih Net Weight (Kg)	Nilai FOB FOB Value (US\$)	Berat Bersih Net Weight (Kg)	Nilai CIF CIF Value (US\$)
(1)	(2)	(4)	(5)	(6)	(7)
335	Residual Petroleum Products, nes And Related Materials	-	-	2,001,413	333,343
421	Fixed Vegetable Fats And Oils Soft, crude, refined Or Fractioned	250,000	63,750	-	-
422	Fixed Vegetable Fats And Oils Solid, crude, refined/fractioned	662,804,745	259,852,056	26,005	26,085
431	Animal And Vegetable Oil And Fat Processed And Wax Of Animal/veg	27,706,154	7,722,325	-	-
512	Alcohols, phenols, phenol-alcohols And Their Halogenated	-	-	300	3,751
513	Carboxylic Acids, and Their Anhydrides, halides, peroxides	95,000	41,120	-	-
514	Nitrogen-function Compound	-	-	32,400	208,110
515	Organo-inorganic And Heterocyclic Compound	-	-	121,245	942,426
522	Inorganic Chemical Elements, oxides And Halogen Salts	-	-	2,659,317	499,358
523	Metallic Salts And Peroxysalt	-	-	1,018,777	158,071
524	Other Inorganic Chemicals; chemical Compound Of Precious Metals	-	-	6,099	1,600
531	Synthetic Org. colouring Matte	-	-	376	7,500
532	Dyeing And Tanning Extracts, and Synthetic Tanning Materials	2,891,894	3,087,552	500,170	150,051
533	Pigments, paints, varnishes And Related Material	-	-	74,821	14,110
551	Essential Oils, perfume And Flavour Material	191,896	1,037,016	-	-
553	Perfumery, cosmetics And Toilet Preparation	-	-	1,545	1,468
554	Soap, cleansing And Polishing Preparatio	52,096	28,893	-	-
571	Polymers Of Ethylene, primary Form	1,294	1,375	249,965	146,041
575	Other Plastics In Primary Form	-	-	32,000	19,200
597	Additive For Mineral Oil	-	-	10,000	7,537
598	Miscellaneous Chemical Products, n.e.	15,000	18,750	290,328	163,800
625	Rubber Tyre, tyre Cases, tyre Treads, inner Tubes And Tyre Flaps	-	-	123,935	159,440
629	Articles Of Rubber, n.e.s	-	-	23	2,516
633	Cork Manufacture	-	-	22,042	8,213
634	Veneers, plywood, improved Or Reconstituted Wood, worked, n.e.s	315,758	165,220	-	-
635	Wood Manufactures, n.e.s	60,490	34,188	-	-
641	Paper And Paperboard	19,442	26,470	-	-
642	Paper And Paperboard Cut To Size Or Shape And Articles Of Paper	-	-	37	16
663	Mineral Manufactures, n.e.s	-	-	15,058	26,985
664	Glass	718,990	387,719	88	2,085
665	Glassware	1,645,654	573,775	187,341	48,021
671	Pig Iron, spiegeleisen, sponge Iron, ferro-alloy	-	-	212,000	80,460
673	Flat Rolled Products Not Clac	-	-	212,987	48,144
676	Iron And Steel Bar, rods, angels, shaped And Sections	-	-	32,633	15,085
678	Wire Of Iron Or Steel	-	-	4,530	13,804
679	Tubes, pipes, hollow Profile, pipe Fitting Of Iron Or Steel	-	-	107,312	57,751
682	Copper	-	-	1,953	12,084
684	Aluminium	-	-	2,674,698	3,511,142
686	Zinc	45,846	9,169	-	-
691	Structures And Parts Of Iron, steel Or Aluminium	26,525	66,388	-	-
692	Metal Containers For Storage And Transpo	-	-	271	2,110
693	Wire Product And Fencing Grill	-	-	200	1,635
694	Nails, screws, nuts, bolts, rivets In The Like Of Iron, steel/copper	-	-	1,741	533
695	Tools For Use In The Hand Or In Machine	-	-	67,099	55,008
697	Household Equipment Of Base Metal, n.e.	8,679	17,784	47,543	57,966
699	Manufactures Of Base Metal N.e.	-	-	8,261	30,059
711	Steam And Other Vapour Generating Boilers And Parts	-	-	2,500	2,386
713	Internal Combustion Piston Engines And Part	-	-	9,559	7,070
716	Rotating Electric Plant And Parts Thereof, n.e.	-	-	10,917	105,103
721	Agricultural Machinery And Part	-	-	41,386	41,338

Tabel 23. Lanjutan
Table Continued

Negara/Country		Eksport/Export		Impor/Import	
SITC	Komoditi/Commodity	Berat Bersih Net Weight (Kg)	Nilai FOB FOB Value (US\$)	Berat Bersih Net Weight (Kg)	Nilai CIF CIF Value (US\$)
(1)	(2)	(4)	(5)	(6)	(7)
724	Textile And Leather Machinery,and Parts Thereof.n.e.s	-	-	3,355	20,206
727	Food-processing Machines And Parts Thereof,n.e.s	-	-	16,600	30,000
728	Other Machine And Equipment Specialized For Particular Industry	-	-	1,825	50,000
737	Metal Working Machinery And Parts	-	-	18,700	11,250
741	Heating And Cooling Equipment And Parts Thereof,n.e.s	-	-	9,492	43,703
743	Pumps And Compressors;fans & Blowers;centrifuges And Parts	-	-	513	4,437
744	Mechanical Handling Equipment And Parts Thereof,n.e.s	-	-	998	4,417
746	Ball Or Roller Bearings	-	-	1,809	7,673
747	Taps,cocks,valves For Pipe	-	-	137,239	406,566
748	Transmission Shafts And Crank	-	-	11,181	6,616
749	Non-electric Parts And Accessories Of Machinery,n.e.s	-	-	51	811
751	Office Machines	-	-	64,688	86,237
772	Electrical Apparatus For Making And Breaking Electrical Circuit	-	-	24	1,256
775	Household Type,electrical And Non-electrical Equipment.n.e.s	-	-	76	70
778	Electrical Machinery And Apparatus,n.e	28,956	64,900	-	-
785	Motorcycles,motor Scooters,and Other Cycles Motorized And Non-mt	-	-	457,925	731,394
821	Furniture And Parts Thereof	84,001	98,872	-	-
841	Men's Coats,jacket,not Knitted	-	-	17,538	11,441
843	Men's Coats,jacket,knitted	-	-	18,360	13,024
846	Clothing Accessories Of Textiles Fabric	-	-	77	804
851	Footwear	64	68	-	-
874	Measuring, Checking, Analysing And Controlling Instrument And App.	-	-	199	34,192
882	Photographic And Cinematographic Supplies	511	300	-	-
884	Optical Goods,n.e.s	10,508	2,543,321	-	-
892	Printed Matter	-	-	167	288
893	Article,n.e.s Of Plastic	-	-	4,051	26,764
895	Office And Stationery Supplies N.e.	-	-	129,803	173,995
899	Other Miscellaneous Manufactured Articles.n.e.	3	4	-	-
921	Export For Pebt	225	1,037	-	-
	Subtotal	752,042,751	294,358,885	127,657,696	29,877,155
Pakistan					
034	Fish,fresh,chilled Or Frozer	400	2,000	-	-
036	Crustaceans Moluscs And Aquatic Invertebrate	210	1,050	-	-
042	Rice	-	-	340,000	151,067
057	Fruit And Nut,fresh Or Dried	11,990,616	3,507,646	6,000	4,522
074	Tea And Mate	981,713	967,681	-	-
075	Spices	49,670	84,556	-	-
081	Feeding Stuff For Animal	63,270	5,061	15,000	50,099
091	Margarine And Shortenin;	250,000	62,500	-	-
223	Oil Seeds Use For Extraction Of Other Fixed Vegetable Oils	137,600	62,355	-	-
231	Natural Rubber Latex;natural Rubber And Similar Natural Gums	209,946	157,409	-	-
246	Wood In Chips Or Particles And Waste	17,000	6,845	-	-
248	Wood,Simply Worked And Railway Sleeper Of Wood	38,476	32,285	-	-
273	Stone,sand And Gravel	-	-	17,170	1,557
292	Crude Vegetable Materials,n.e.s	13,593,552	2,491,927	9,994	37,686
422	Fixed Vegetable Fats And Oils Solid,crude,refined/fractioned	71,193,956	29,902,802	-	-
431	Animal And Vegetable Oil And Fat Processed And Wax Of Animal/veg	1,210,043	211,053	-	-
512	Alcohols,phenols,phenol-alcohols And Their Halogenated	55,000	4,440	-	-
513	Carboxylic Acids,and Their Anhydrides,halides,peroxides	15,840	9,360	-	-

Tabel 23. Lanjutan
Table Continued

Negara/Country		Ekspor/Export		Impor/Import	
SITC	Komoditi/Commodity	Berat Bersih Net Weight (Kg)	Nilai FOB FOB Value (US\$)	Berat Bersih Net Weight (Kg)	Nilai CIF CIF Value (US\$)
(1)	(2)	(4)	(5)	(6)	(7)
	532 Dyeing And Tanning Extracts,and Synthetic Tanning Materials	202,800	139,689	-	-
	533 Pigments,paints,varnishes And Related Material	19,690	3,199	-	-
	551 Essential Oils,perfume And Flavour Material	239	7,047	-	-
	554 Soap,cleansing And Polishing Preparatio	199,420	109,588	-	-
	592 Starches,inulin And Wheat Gluten Albuminoidal Substances:glues	-	-	21,000	90,000
	621 Materials Of Rubber	182,000	282,069	-	-
	625 Rubber Tyre,tyre Cases,tyre Treads,inner Tubes And Tyre Flaps	64,205	80,921	-	-
	629 Articles Of Rubber,n.e.s	1,226	200	-	-
	634 Veneers,plywood,improved Or Reconstituted Wood,worked,n.e.s	84,449	21,496	-	-
	642 Paper And Paperboard Cut To Size Or Shape And Articles Of Paper	25	54	-	-
	662 Clay Construction Materials And Refractory Construction Materials	3,420	2,714	-	-
	663 Mineral Manufactures,n.e.s	32,218	84,960	-	-
	664 Glass	200,073	63,665	-	-
	665 Glassware	630,465	322,371	-	-
	741 Heating And Cooling Equipment And Parts Thereof,n.e.s	-	-	80	1,184
	759 Parts,n.e.s Of And Accessories For Machine Heading 751 Or 752	38,280	24,840	-	-
	812 Sanitary,plumbing,heating And Lighting Fixtures And Fittings	24,000	3,360	-	-
	813 Lighting Fixtures And Fitting	17,452	36,968	-	-
	821 Furniture And Parts Thereof	24,500	2,687	-	-
	848 Articles Of Apparel And Clothing Accessories Of Oth. Than Tex. Fab.	21,628	54,977	-	-
	884 Optical Goods,n.e.s	6,639	378,486	-	-
	899 Other Miscellaneous Manufactured Articles,n.e.	99,225	7,900	-	-
	921 Export For Pebt	78,828	7,480	-	-
	Subtotal	101,738,074	39,143,641	409,244	336,115
Bangladesh	057 Fruit And Nut,fresh Or Dried	6,924,150	1,702,370	-	-
	075 Spices	147,347	66,816	-	-
	251 Pulp And Waste Paper	2,101,345	795,308	-	-
	264 Jute And Other Textile Bast Fibres, Ne	-	-	73,934	22,725
	292 Crude Vegetable Materials,n.e.s	744,600	121,352	-	-
	422 Fixed Vegetable Fats And Oils Solid,crude,refined/fractioned	80,072,290	32,822,166	-	-
	512 Alcohols,phenols,phenol-alcohols And Their Halogenated	10,000	9,300	-	-
	513 Carboxylic Acids,and Their Anhydrides,halides,peroxides	60,000	23,670	-	-
	531 Synthetic Org.colouring Matte	2,825	19,444	-	-
	532 Dyeing And Tanning Extracts,and Synthetic Tanning Materials	127,250	58,708	-	-
	551 Essential Oils,perfume And Flavour Material	1,000	6,800	-	-
	554 Soap,cleansing And Polishing Preparatio	660,000	239,400	-	-
	598 Miscellaneous Chemical Products,n.e.	1,268	3,354	-	-
	625 Rubber Tyre,tyre Cases,tyre Treads,inner Tubes And Tyre Flaps	44,408	57,255	-	-
	651 Tetile Yarn	-	-	44,000	9,114
	658 Made-up Articles,wholly Or Chiefly Of Textile Materials N.e.s	-	-	780,591	395,226
	661 Lime,cement And Fabricated Construction Materials	17,437,858	323,745	-	-
	664 Glass	1,135,426	210,141	-	-
	665 Glassware	3,393,927	654,131	-	-
	848 Articles Of Apparel And Clothing Accessories Of Oth. Than Tex. Fab.	4,640	12,351	-	-
	884 Optical Goods,n.e.s	468	3,731	-	-
	899 Other Miscellaneous Manufactured Articles,n.e.	-	-	35,925	18,656
	921 Export For Pebt	24,000	28,550	-	-
	Subtotal	112,892,802	37,158,592	934,450	445,721
Sri Lanka					

Tabel 23. Lanjutan
Table Continued

Negara/Country		Ekspor/Export		Impor/Import	
SITC	Komoditi/Commodity	Berat Bersih Net Weight (Kg)	Nilai FOB FOB Value (US\$)	Berat Bersih Net Weight (Kg)	Nilai CIF CIF Value (US\$)
(1)	(2)	(4)	(5)	(6)	(7)
	035 Fish,dried Salted Or In Brine;smoked FisI	59,130	38,891	-	-
	081 Feeding Stuff For Animal	100,000	71,775	-	-
	091 Margarine And Shortenin;	41,400	19,348	-	-
	121 Tobacco,unmanufactured;tobacco Refus	5,417	54,179	-	-
	231 Natural Rubber Latex;natural Rubber And Similar Natural Gums	105,000	84,000	-	-
	246 Wood In Chips Or Particles And Wast	112,000	22,036	-	-
	248 Wood,Simply Worked And Railway Sleeper Of Wood	109,270	66,651	-	-
	288 Non-ferrous Base Metal Waste And Scrap, N.e.:	273,252	85,415	-	-
	422 Fixed Vegetable Fats And Oils Solid,crude,refined/fractioned	6,311,400	2,593,987	-	-
	553 Perfumery,cosmetics And Toilet Preparation	73,856	16,011	-	-
	575 Other Plastics In Primary Form	1,661	8,392	-	-
	634 Veneers,plywood,improved Or Reconstituted Wood,worked.n.e.s	1,094,733	428,023	-	-
	635 Wood Manufactures,n.e.:	205,389	96,954	-	-
	642 Paper And Paperboard Cut To Size Or Shape And Articles Of Paper	5,224	1,118	-	-
	653 Fabrics,woven,of Man-made Fibre	4,104	17,985	-	-
	665 Glassware	362,889	113,882	-	-
	821 Furniture And Parts Thereof	16,762	13,301	-	-
	841 Men's Coats,jacket,not Knitted	5,096	14,145	-	-
	843 Men's Coats,jacket,knitted	18,183	88,716	-	-
	848 Articles Of Apparel And Clothing Accessories Of Oth. Than Tex. Fab.	5,587	16,800	-	-
	893 Article,n.e.s Of Plastic:	-	-	37,851	197,401
	921 Export For Pebt	28,113	19,436	-	-
	Subtotal	8,938,466	3,871,045	37,851	197,401
Afghanistan	057 Fruit And Nut,fresh Or Dried	9,950,012	3,857,125	-	-
	074 Tea And Mate	932,110	1,205,842	-	-
	625 Rubber Tyre,tyre Cases,tyre Treads,inner Tubes And Tyre Flans	18,938	28,990	-	-
	635 Wood Manufactures,n.e.:	14,372	7,019	-	-
	653 Fabrics,woven,of Man-made Fibre	16,608	77,508	-	-
	728 Other Machine And Equipment Specialized For Particular Industrv	2,500	12,240	-	-
	Subtotal	10,934,540	5,188,724	-	-
Batam	012 Other Meat,other Edible Meat Offal,fresh,chilled Or Frozen	-	-	4,272	24,760
	034 Fish,fresh,chilled Or Frozen	-	-	24,685	13,814
	036 Crustaceans Moluscs And Aquatic Invertebrate	-	-	44,904	297,808
	037 Fish,crustaceans,moluscs And Oth Aquatic Invert,prep Or Preserve	-	-	17,991	227,391
	062 Sugar Confectioner	-	-	7,131	11,445
	071 Coffee And Coffee Substitute:	-	-	17,100	5,730
	075 Spices	-	-	23,075	41,283
	081 Feeding Stuff For Animal	-	-	161,081	100,099
	231 Natural Rubber Latex;natural Rubber And Similar Natural Gums	-	-	181,440	163,568
	248 Wood,Simply Worked And Railway Sleeper Of Wood	-	-	4,768	1,898
	272 Fertilizers,crude	-	-	115,840	12,409
	278 Other Crude Minerals	-	-	100,000	5,100
	422 Fixed Vegetable Fats And Oils Solid,crude,refined/fractioned	-	-	3,079,446	1,417,016
	431 Animal And Vegetable Oil And Fat Processed And Wax Of Animal/veg	-	-	1,026,644	323,201
	512 Alcohols,phenols,phenol-alcohols And Their Halogenated	-	-	682,720	616,756
	513 Carboxylic Acids,and Their Anhydrides,halides,peroxides	-	-	232,155	156,460
	514 Nitrogen-function Compound	-	-	61,000	63,289
	554 Soap,cleansing And Polishing Preparatio	-	-	309,900	133,507
	582 Plates,sheets,film Of Plastic:	-	-	3	18

Tabel 23. Lanjutan
Table Continued

Negara/Country		Ekspor/Export		Impor/Import	
SITC	Komoditi/Commodity	Berat Bersih Net Weight (Kg)	Nilai FOB FOB Value (US\$)	Berat Bersih Net Weight (Kg)	Nilai CIF CIF Value (US\$)
(1)	(2)	(4)	(5)	(6)	(7)
	634 Veneers,plywood,improved Or Reconstituted Wood.worked.n.e.s	-	-	16,777	18,397
	635 Wood Manufactures,n.e.:	-	-	10,000	2,763
	651 Tetile Yarn	-	-	3	18
	653 Fabrics,woven,of Man-made Fibre	-	-	3	18
	654 Textile Fabrics,woven,other Than Of Cotton Or Man-made Fibres	-	-	3	18
	664 Glass	-	-	425,587	105,498
	676 Iron And Steel Bar,rods,angels,shaped And Sections	-	-	182,687	84,702
	679 Tubes,pipes,hollow Profile,pipe Fitting Of Iron Or Steel	-	-	59,208	27,978
	687 Tin	-	-	5,076	1,109
	692 Metal Containers For Storage And Transpo	-	-	10,494	3,792
	695 Tools For Use In The Hand Or In Machine	-	-	361	144
	699 Manufactures Of Base Metal N.e.	-	-	21,849	11,450
	723 Civil Engineering And Contractor Plant And Equipment And Parts	-	-	9,218	17,268
	737 Metal Working Machinery And Pa	-	-	11,361	47,760
	743 Pumps And Compressors;fans & Blowers;centrifuges And Parts	-	-	116	28
	744 Mechanical Handling Equipment And Parts Thereof,n.e.s	-	-	120	2,814
	748 Transmission Shafts And Crank	-	-	236	2,768
	772 Electrical Apparatus For Making And Breaking Electrical Circuit	-	-	363	7,088
	821 Furniture And Parts Thereof	-	-	6,031	13,701
	848 Articles Of Apparel And Clothing Accessories Of Oth. Than Tex. Fab.	-	-	23,498	65,207
	893 Article,n.e.s Of Plastic:	-	-	16,891	8,781
	895 Office And Stationery Supplies N.e.	-	-	20,829	5,398
	899 Other Miscellaneous Manufactured Articles,n.e.	-	-	5,988	1,552
	Subtotal	-	-	6,920,854	4,043,804
Iran	057 Fruit And Nut,fresh Or Dried	15,968,617	5,854,757	224,299	71,441
	058 Fruit,preserved And Fruit Preparation	543,750	170,928	-	-
	059 Fruit Juices And Vegetable Juice	19	23	-	-
	071 Coffee And Coffee Substitute:	73,000	135,000	-	-
	072 Cocoa	135,000	195,750	-	-
	074 Tea And Mate	76,280	80,931	-	-
	075 Spices	-	-	19,000	4,582
	231 Natural Rubber Latex;natural Rubber And Similar Natural Gums	302,400	268,850	-	-
	278 Other Crude Minerals	-	-	6,610,154	829,788
	335 Residual Petroleum Products,nes And Related Materials	-	-	585,768	109,520
	422 Fixed Vegetable Fats And Oils Solid,crude,refined/fractioned	8,510,000	3,872,895	-	-
	431 Animal And Vegetable Oil And Fat Processed And Wax Of Animal/veg	103,000	57,440	-	-
	512 Alcohols,phenols,phenol-alcohols And Their Halogenated	40,000	29,870	-	-
	522 Inorganic Chemical Elements,oxides And Halogen Salts	-	-	98,560	38,391
	625 Rubber Tyre,tyre Cases,tyre Treads,inner Tubes And Tyre Flaps	17,377	16,478	-	-
	634 Veneers,plywood,improved Or Reconstituted Wood.worked.n.e.s	987,950	432,793	-	-
	635 Wood Manufactures,n.e.:	11,060	12,990	-	-
	665 Glassware	399,778	228,646	2,866	2,562
	684 Aluminium	-	-	326,050	465,110
	691 Structures And Parts Of Iron,steel Or Aluminium	1,263	947	-	-
	728 Other Machine And Equipment Specialized For Particular Industr	110,029	166,641	-	-
	821 Furniture And Parts Thereof	66,456	115,926	-	-
	848 Articles Of Apparel And Clothing Accessories Of Oth. Than Tex. Fab.	16,060	36,300	-	-

Tabel 23. Lanjutan
Table Continued

Negara/Country			Ekspor/Export		Impor/Import	
SITC	Komoditi/Commodity	Berat Bersih Net Weight (Kg)	Nilai FOB FOB Value (US\$)	Berat Bersih Net Weight (Kg)	Nilai CIF CIF Value (US\$)	
(1)	(2)	(4)	(5)	(6)	(7)	
Arabia, Saudi:	884 Optical Goods,n.e.s	42	700	-	-	
	Subtotal	27,362,081	11,677,865	7,866,697	1,521,394	
	048 Cereal Preparations And Preparations Of Flours/starch Of Fruit	5,208	6,385	-	-	
	057 Fruit And Nut,fresh Or Dried	61,003	25,176	24,000	6,030	
	062 Sugar Confectionery	201,902	324,783	-	-	
	074 Tea And Mate	32,000	35,360	-	-	
	075 Spices	10,006	5,467	-	-	
	091 Margarine And Shortenin;	80,000	35,600	-	-	
	245 Fuel Wood And Wood Charcoa	955,722	130,098	-	-	
	251 Pulp And Waste Paper	4,999,260	1,122,642	-	-	
	292 Crude Vegetable Materials,n.e.s	18,750	18,375	-	-	
	431 Animal And Vegetable Oil And Fat Processed And Wax Of Animal/veg	487,885	254,951	-	-	
	512 Alcohols,phenols,phenol-alcohols And Their Halogenated	-	-	4,577,787	1,378,267	
	515 Organo-inorganic And Heterocyclic Compound	-	-	20,000	17,100	
	516 Other Organic Chemical	-	-	20,000	10,200	
	571 Polymers Of Ethylene,primary Form	9,055	13,818	5,619,089	3,224,275	
	575 Other Plastics In Primary Form	-	-	34,375	3,731	
	598 Miscellaneous Chemical Products,n.e.	40,000	35,380	-	-	
	625 Rubber Tyre,tyre Cases,tyre Treads,inner Tubes And Tyre Flans	158,380	183,114	-	-	
	634 Veneers,plywood,improved Or Reconstituted Wood,worked,n.e.s	4,778,637	2,336,785	-	-	
	635 Wood Manufactures,n.e.s	676,154	333,935	-	-	
	641 Paper And Paperboard	47,879	92,375	-	-	
	661 Lime,cement And Fabricated Construction Materials	-	-	1,711,829	411,783	
	664 Glass	408,087	149,862	-	-	
	665 Glassware	502,760	249,337	-	-	
	697 Household Equipment Of Base Metal,n.e.	7,644	32,504	-	-	
	764 Telecommunication Equipment N.e.s And Part	6	641	-	-	
778 Electrical Machinery And Apparatus,n.e	70,234	111,830	-	-		
813 Lighting Fixtures And Fitting	31,755	76,393	-	-		
821 Furniture And Parts Thereof	3,706	9,616	-	-		
848 Articles Of Apparel And Clothing Accessories Of Oth. Than Tex. Fab.	31,487	71,830	-	-		
884 Optical Goods,n.e.s	1,052	57,351	-	-		
899 Other Miscellaneous Manufactured Articles,n.e.	237	617	-	-		
Subtotal	13,618,809	5,714,225	12,007,080	5,051,386		
Kuwait	062 Sugar Confectionery	16,906	26,723	-	-	
	091 Margarine And Shortenin;	35,000	15,750	-	-	
	245 Fuel Wood And Wood Charcoa	355,564	55,259	-	-	
	251 Pulp And Waste Paper	94,435	36,784	-	-	
	575 Other Plastics In Primary Form	-	-	49,500	33,165	
	634 Veneers,plywood,improved Or Reconstituted Wood,worked,n.e.s	1,075,632	750,444	-	-	
	635 Wood Manufactures,n.e.s	89,600	24,729	-	-	
	642 Paper And Paperboard Cut To Size Or Shape And Articles Of Paper	-	-	64,800	96,000	
	664 Glass	80,866	30,390	-	-	
	893 Article,n.e.s Of Plastic	4,824	4,367	-	-	
Subtotal	1,752,827	944,446	114,300	129,165		
Jordan	062 Sugar Confectionery	18,895	32,590	-	-	
	074 Tea And Mate	37,260	35,941	-	-	
	075 Spices	44,000	17,292	-	-	
	091 Margarine And Shortenin;	60,000	28,000	-	-	
	098 Edible Product And Preparation	3,789	2,430	-	-	
	122 Tobacco,manufacture	504,564	907,486	-	-	
	251 Pulp And Waste Paper	578,738	224,574	-	-	
	422 Fixed Vegetable Fats And Oils Solid,crude,refined/fractioned	47,850,000	19,162,000	-	-	
	431 Animal And Vegetable Oil And Fat Processed And Wax Of Animal/veg	42,000	24,360	-	-	
	562 Fertilizers,manufacture	-	-	35,850,000	5,209,025	

Tabel 23. Lanjutan
Table Continued

Negara/Country			Ekspor/Export		Impor/Import	
SITC	Komoditi/Commodity	Berat Bersih Net Weight (Kg)	Nilai FOB FOB Value (US\$)	Berat Bersih Net Weight (Kg)	Nilai CIF CIF Value (US\$)	
(1)	(2)	(4)	(5)	(6)	(7)	
	625 Rubber Tyre,tyre Cases,tyre Treads,inner Tubes And Tyre Flans	66,346	68,551	-	-	
	634 Veneers,plywood,improved Or Reconstituted Wood.worked.n.e.s	5,095,826	1,939,482	-	-	
	635 Wood Manufactures.n.e.s	185,202	148,094	-	-	
	664 Glass	19,602	6,171	-	-	
	665 Glassware	96,358	30,446	-	-	
	892 Printed Matter	74,019	25,294	-	-	
	893 Article,n.e.s Of Plastic:	3,947	6,999	-	-	
	Subtotal	54,680,546	22,659,710	35,850,000	5,209,025	
Lebanon	062 Sugar Confectioner	18,804	32,506	-	-	
	075 Spices	20,000	14,000	-	-	
	122 Tobacco,manufacture	76,509	252,000	-	-	
	665 Glassware	149,439	74,471	-	-	
	848 Articles Of Apparel And Clothing Accessories Of Oth. Than Tex. Fab.	1,470	2,558	-	-	
	884 Optical Goods,n.e.s	455	7,431	-	-	
	892 Printed Matter	61	204	-	-	
	893 Article,n.e.s Of Plastic:	2,413	5,081	-	-	
	Subtotal	269,151	388,251	-	-	
Yemen	062 Sugar Confectioner	13,069	16,144	-	-	
	422 Fixed Vegetable Fats And Oils Solid,crude,refined/fractioned	6,000,000	3,200,000	-	-	
	665 Glassware	70,366	37,844	-	-	
	848 Articles Of Apparel And Clothing Accessories Of Oth. Than Tex. Fab.	14,700	39,400	-	-	
	Subtotal	6,098,135	3,293,388	-	-	
Oman	048 Cereal Preparations And Preparations Of Flours/starch Of Fruit	6,195	5,492	-	-	
	062 Sugar Confectioner	19,554	31,711	-	-	
	091 Margarine And Shortenin;	20,000	11,000	-	-	
	422 Fixed Vegetable Fats And Oils Solid,crude,refined/fractioned	5,200,000	2,142,400	-	-	
	431 Animal And Vegetable Oil And Fat Processed And Wax Of Animal/veg.	42,000	23,310	-	-	
	762 Radio Broadcast Receiver	23,790	234,588	-	-	
	848 Articles Of Apparel And Clothing Accessories Of Oth. Than Tex. Fab.	16,317	34,388	-	-	
	Subtotal	5,327,856	2,482,889	-	-	
Syria	091 Margarine And Shortenin;	120,000	60,600	-	-	
	251 Pulp And Waste Paper	999,979	388,589	-	-	
	422 Fixed Vegetable Fats And Oils Solid,crude,refined/fractioned	5,570,000	2,201,950	-	-	
	431 Animal And Vegetable Oil And Fat Processed And Wax Of Animal/veg.	205,000	105,550	-	-	
	575 Other Plastics In Primary Form	32,000	9,600	-	-	
	625 Rubber Tyre,tyre Cases,tyre Treads,inner Tubes And Tyre Flans	71,761	48,483	-	-	
	634 Veneers,plywood,improved Or Reconstituted Wood.worked.n.e.s	9,802,393	2,325,659	-	-	
	665 Glassware	589,666	232,118	-	-	
	872 Medical Instruments And Appliances, Ne	3,151	12,307	-	-	
	884 Optical Goods,n.e.s	1,313	190,399	-	-	
	Subtotal	17,395,263	5,575,255	-	-	
Turkey	022 Milk And Cream And Milk Products Other Than Butter Or Cheese	-	-	26,400	11,352	
	046 Meal And Flour Of Wheat And Flour Of Mesli	-	-	4,400,000	822,646	
	048 Cereal Preparations And Preparations Of Flours/starch Of Fruit	-	-	30,877	17,380	
	057 Fruit And Nut,fresh Or Dried	562,500	126,280	19,400	16,962	
	075 Spices	223,968	100,122	-	-	
	081 Feeding Stuff For Animal	-	-	17,000	10,030	
	091 Margarine And Shortenin;	989,000	534,030	-	-	

Tabel 23. Lanjutan
Table Continued

Negara/Country		Ekspor/Export		Impor/Import	
SITC	Komoditi/Commodity	Berat Bersih Net Weight (Kg)	Nilai FOB FOB Value (US\$)	Berat Bersih Net Weight (Kg)	Nilai CIF CIF Value (US\$)
(1)	(2)	(4)	(5)	(6)	(7)
122	Tobacco,manufacture	184,858	608,160	-	-
231	Natural Rubber Latex;natural Rubber And Similar Natural Gums	8,179,519	7,183,298	-	-
251	Pulp And Waste Paper	95,823	31,083	-	-
273	Stone,sand And Grave	-	-	455,310	75,568
292	Crude Vegetable Materials,n.e.:	15,532	6,523	-	-
422	Fixed Vegetable Fats And Oils Solid,crude,refined/fractioned	118,706,191	48,011,047	-	-
431	Animal And Vegetable Oil And Fat Processed And Wax Of Animal/veg	4,083,286	2,304,308	-	-
514	Nitrogen-function Compound	-	-	19,200	9,024
522	Inorganic Chemical Elements,oxides And Halogen Salts	-	-	21,000	9,870
523	Metallic Salts And Peroxysalt	-	-	903,000	323,778
551	Essential Oils,perfume And Flavour Material	600	11,800	-	-
635	Wood Manufactures,n.e.:	24,194	53,326	-	-
664	Glass	97,200	27,540	-	-
695	Tools For Use In The Hand Or In Machine	7,998	64,446	-	-
699	Manufactures Of Base Metal N.e.	14	1,220	-	-
718	Other Power Generating Machinery And Parts Thereof,n.e.s	-	-	2,283	25,264
725	Paper Mill And Pulp Mill Machinery,paper Cutting Machine	-	-	77,900	672,000
728	Other Machine And Equipment Specialized For Particular Industr	972	3,484	-	-
747	Taps,cocks,valves For Pipe	-	-	33	168
831	Travel Goods	1	159	-	-
842	Women's Coats,jacket,not Knitte	558	243	-	-
851	Footwear	3,905	37,879	7,826	12,928
884	Optical Goods,n.e.:	1,186	31,832	-	-
892	Printed Matter	309	1,023	-	-
893	Article,n.e.s Of Plastic:	929	3,081	-	-
897	Jewellery,goldsmith And Silversmith Wares And Other Articles	10	939	-	-
	Subtotal	133,178,553	59,141,823	5,980,229	2,006,970
Arab Emirates, Unitec					
036	Crustaceans Moluscs And Aquatic Invertebrate	21,940	236,138	-	-
046	Meal And Flour Of Wheat And Flour Of Mesli	-	-	5,168,500	1,099,895
048	Cereal Preparations And Preparations Of Flours/starch Of Fruit	11,370	12,576	-	-
057	Fruit And Nut,fresh Or Dried	4,510,085	2,165,932	48,000	52,099
058	Fruit,preserved And Fruit Preparation	142,200	42,660	-	-
061	Sugar,molasses And Hone	-	-	144,000	33,285
062	Sugar Confectioner	11,373	15,546	-	-
071	Coffee And Coffee Substitute:	14,724	106,652	-	-
074	Tea And Mate	36,000	36,360	-	-
075	Spices	118,750	102,571	-	-
081	Feeding Stuff For Animal	-	-	322,500	70,332
091	Margarine And Shortenin;	60,000	27,900	-	-
122	Tobacco,manufacture	208,804	687,852	-	-
231	Natural Rubber Latex;natural Rubber And Similar Natural Gums	40,320	39,553	-	-
245	Fuel Wood And Wood Charcoa	968,361	90,823	-	-
251	Pulp And Waste Paper	799,546	318,164	-	-
274	Sulphur & Unroasted Iron Pyrite	-	-	4,400,000	374,000
292	Crude Vegetable Materials,n.e.:	80,765	46,650	-	-
335	Residual Petroleum Products,nes And Related Materials	-	-	336,728	78,358
422	Fixed Vegetable Fats And Oils Solid,crude,refined/fractioned	145,152	77,031	-	-
431	Animal And Vegetable Oil And Fat Processed And Wax Of Animal/veg	20,000	11,600	-	-
512	Alcohols,phenols,phenol-alcohols And Their Halogenated	60,000	45,600	-	-
551	Essential Oils,perfume And Flavour Material	100	1,965	-	-
554	Soap,cleansing And Polishing Preparatio	159,981	123,319	-	-
562	Fertilizers,manufacturec	-	-	40,998	36,889
571	Polymers Of Ethylene,primary Form	-	-	495,000	297,494

Tabel 23. Lanjutan
Table Continued

Negara/Country		Ekspor/Export		Impor/Import		
		Berat Bersih Net Weight (Kg) (4)	Nilai FOB FOB Value (US\$) (5)	Berat Bersih Net Weight (Kg) (6)	Nilai CIF CIF Value (US\$) (7)	
(1)	SITC (2)	Komoditi/Commodity (3)				
	634	Veneers,plywood,improved Or Reconstituted Wood,worked,n.e.s	11,786,222	6,925,764	-	-
	635	Wood Manufactures,n.e.s	1,694,484	612,159	-	-
	641	Paper And Paperboard	15,684	27,689	-	-
	653	Fabrics,woven,of Man-made Fibre	5,661	13,491	-	-
	661	Lime,cement And Fabricated Construction Materials	-	-	746,400	66,561
	664	Glass	40,320	13,020	-	-
	665	Glassware	623,636	235,311	1,781,600	202,296
	684	Aluminium	4,000,475	5,718,799	-	-
	764	Telecommunication Equipment N.e.s And Part	927	36,000	-	-
	778	Electrical Machinery And Apparatus,n.e	3,282	7,022	-	-
	785	Motorcycles,motor Scooters,and Other Cycles Motorized And Non-mt	701	21,783	-	-
	786	Trailer And Other-vehicle,not Motorize	168,975	139,660	-	-
	821	Furniture And Parts Thereof	51,411	44,215	-	-
	841	Men's Coats,jacket,not Knitted	107,233	934,435	-	-
	845	Articles Of Apparel, Ne:	3,557	16,530	-	-
	848	Articles Of Apparel And Clothing Accessories Of Oth. Than Tex. Fab.	28,136	57,711	-	-
	851	Footwear	149	1,350	-	-
	884	Optical Goods,n.e.s	2,707	256,323	-	-
	892	Printed Matter	380	1,914	-	-
	893	Article,n.e.s Of Plastic:	12,396	40,908	-	-
	894	Baby Carriages,toys,games And Sporting Goo	1,015	1,280	-	-
	897	Jewellery,goldsmith And Silversmith Wares And Other Articles	4,184	6,704	-	-
	899	Other Miscellaneous Manufactured Articles,n.e.	596	1,480	-	-
		Subtotal	25,961,602	19,302,440	13,483,720	2,311,209
Oatar	062	Sugar Confectioner	14,097	23,168	-	-
	098	Edible Product And Preparation	36,000	10,823	-	-
	571	Polymers Of Ethylene,primary Form	-	-	148,500	97,680
	634	Veneers,plywood,improved Or Reconstituted Wood,worked,n.e.s	664,723	329,888	-	-
	635	Wood Manufactures,n.e.s	35,535	28,974	-	-
	665	Glassware	11,088	4,026	-	-
		Subtotal	761,443	396,879	148,500	97,680
Bahrain	057	Fruit And Nut,fresh Or Dried	23,500	19,000	-	-
	062	Sugar Confectioner	22,172	36,508	-	-
	245	Fuel Wood And Wood Charcoa	362,768	48,736	-	-
	551	Essential Oils,perfume And Flavour Material	1,200	32,000	-	-
	634	Veneers,plywood,improved Or Reconstituted Wood,worked,n.e.s	731,683	409,142	-	-
	635	Wood Manufactures,n.e.s	106,934	85,232	-	-
	664	Glass	16,703	5,866	-	-
		Subtotal	1,264,960	636,484	-	-
Cyprus	057	Fruit And Nut,fresh Or Dried	-	-	275	319
	664	Glass	60,926	20,704	-	-
	851	Footwear	1,431	12,794	-	-
		Subtotal	62,357	33,498	275	319
West Asia, Other	057	Fruit And Nut,fresh Or Dried	-	-	283	257
	884	Optical Goods,n.e.s	-	-	22	2,189
		Subtotal	-	-	305	2,446
Egypt	057	Fruit And Nut,fresh Or Dried	94,000	64,125	84,351	54,661
	062	Sugar Confectioner	33,062	51,259	-	-
	071	Coffee And Coffee Substitute:	431,999	379,174	-	-
	075	Spices	20,791	11,580	24,250	13,891
	091	Margarine And Shortenin;	1,460,000	561,650	-	-
	231	Natural Rubber Latex;natural Rubber And Similar Natural Gums	20,160	21,369	-	-
	269	Old Clothing And Other Old Textile Articles;rag	40	400	-	-
	272	Fertilizers,crude	-	-	19,400,000	1,387,100
	273	Stone,sand And Grave	-	-	680,000	114,491
	278	Other Crude Minerals	-	-	10,000,000	445,000

Tabel 23. Lanjutan
Table Continued

Negara/Country			Ekspor/Export		Impor/Import	
			Berat Bersih Net Weight (Kg)	Nilai FOB FOB Value (US\$)	Berat Bersih Net Weight (Kg)	Nilai CIF CIF Value (US\$)
(1)	SITC (2)	Komoditi/Commodity (3)	(4)	(5)	(6)	(7)
	292	Crude Vegetable Materials,n.e.:	32,000	9,600	-	-
	422	Fixed Vegetable Fats And Oils Solid,crude,refined/fractioned	58,600,600	20,822,128	-	-
	431	Animal And Vegetable Oil And Fat Processed And Wax Of Animal/veg	4,409,000	2,404,147	-	-
	634	Veneers,plywood,improved Or Reconstituted Wood.worked.n.e.:	14,538,344	3,027,925	-	-
	635	Wood Manufactures,n.e.:	44,924	38,224	-	-
	641	Paper And Paperboard	5,209	2,800	-	-
	655	Knitted Or Crocheted Fabric	-	-	7,299	3,497
	664	Glass	98,639	32,070	-	-
	665	Glassware	11,791	5,636	-	-
	841	Men's Coats,jacket,not Knitted	66	924	-	-
	848	Articles Of Apparel And Clothing Accessories Of Oth. Than Tex. Fab.	34,895	69,881	-	-
	884	Optical Goods,n.e.:	584	6,023	-	-
	894	Baby Carriages,toys,games And Sporting Goods	2,260	15,854	-	-
	895	Office And Stationery Supplies N.e.	23,220	125,712	-	-
		Subtotal	79,861,584	27,650,481	30,195,900	2,018,640
Libya	075	Spices	18,000	12,551	-	-
	634	Veneers,plywood,improved Or Reconstituted Wood.worked.n.e.:	555,570	308,710	-	-
		Subtotal	573,570	321,261	-	-
Morocco	057	Fruit And Nut,fresh Or Dried	412,750	229,765	-	-
	071	Coffee And Coffee Substitute:	250,978	169,072	-	-
	075	Spices	89,000	40,140	-	-
	422	Fixed Vegetable Fats And Oils Solid,crude,refined/fractioned	8,145,000	3,220,105	-	-
	431	Animal And Vegetable Oil And Fat Processed And Wax Of Animal/veg	439,825	240,109	-	-
		Subtotal	9,337,553	3,899,191	-	-
Tunisia	075	Spices	73,509	49,081	-	-
	292	Crude Vegetable Materials,n.e.:	24,000	24,740	-	-
	411	Animal Oils And Fat:	1,000,000	262,500	-	-
	422	Fixed Vegetable Fats And Oils Solid,crude,refined/fractioned	4,360,000	1,886,550	-	-
	431	Animal And Vegetable Oil And Fat Processed And Wax Of Animal/veg	986,000	359,890	-	-
	635	Wood Manufactures,n.e.:	47,228	7,120	-	-
	665	Glassware	76,836	29,057	-	-
	884	Optical Goods,n.e.:	36	1,807	-	-
		Subtotal	6,567,609	2,620,745	-	-
Algeria	057	Fruit And Nut,fresh Or Dried	132,000	79,200	-	-
	073	Chocolate And Other Food Preparations Containing Cocoa N.e.s	6,985	15,123	-	-
	075	Spices	605,213	324,754	-	-
	091	Margarine And Shortenin;	1,204,000	593,800	-	-
	231	Natural Rubber Latex;natural Rubber And Similar Natural Gums	107,100	91,075	-	-
	422	Fixed Vegetable Fats And Oils Solid,crude,refined/fractioned	8,200,000	3,288,000	-	-
	431	Animal And Vegetable Oil And Fat Processed And Wax Of Animal/veg	1,116,720	577,881	-	-
	634	Veneers,plywood,improved Or Reconstituted Wood.worked.n.e.:	20,646,482	8,837,092	-	-
	665	Glassware	187,293	71,216	-	-
		Subtotal	32,205,793	13,878,141	-	-
Sudan	421	Fixed Vegetable Fats And Oils Soft,crude,refined Or Fractioned	700,000	240,000	-	-
	422	Fixed Vegetable Fats And Oils Solid,crude,refined/fractioned	20,780,272	8,549,155	-	-
	635	Wood Manufactures,n.e.:	24,592	20,609	-	-
	665	Glassware	558,092	80,572	-	-

Tabel 23. Lanjutan
Table Continued

Negara/Country		Ekspor/Export		Impor/Import		
		Berat Bersih Net Weight (Kg)	Nilai FOB FOB Value (US\$)	Berat Bersih Net Weight (Kg)	Nilai CIF CIF Value (US\$)	
(1)	SITC (2)	Komoditi/Commodity (3)	(4)	(5)	(6)	(7)
	676	Iron And Steel Bar,rods,angels,shaped And Sections	-	-	2,312	2,213
	679	Tubes,pipes,hollow Profile,pipe Fitting Of Iron Or Steel	-	-	3,513	3,363
	813	Lighting Fixtures And Fitting	2,514	7,016	-	-
Eritrea		Subtotal	22,065,470	8,897,352	5,825	5,576
	422	Fixed Vegetable Fats And Oils Solid,crude,refined/fractioned	41,126	24,694	-	-
	431	Animal And Vegetable Oil And Fat Processed And Wax Of Animal/veg.	140,000	66,500	-	-
Namibia		Subtotal	181,126	91,194	-	-
	057	Fruit And Nut,fresh Or Dried	34,000	5,808	-	-
	598	Miscellaneous Chemical Products,n.e.	20,000	7,000	-	-
		Subtotal	54,000	12,808	-	-
Ethiopia						
	091	Margarine And Shortenin;	126,000	38,430	-	-
	678	Wire Of Iron Or Steel	22,500	7,182	-	-
	694	Nails,screws,nuts,bolts,rivets In The Like Of Iron,steel/copper	22,500	6,925	-	-
		Subtotal	171,000	52,537	-	-
Tanzania						
	073	Chocolate And Other Food Preparations Containing Cocoa N.e.s	12,848	28,038	-	-
	091	Margarine And Shortenin;	100,000	45,500	-	-
	231	Natural Rubber Latex;natural Rubber And Similar Natural Gums	20,160	17,995	-	-
	421	Fixed Vegetable Fats And Oils Soft,crude,refined Or Fractioned	1,300,000	513,500	-	-
	422	Fixed Vegetable Fats And Oils Solid,crude,refined/fractioned	120,738,489	49,275,502	-	-
	431	Animal And Vegetable Oil And Fat Processed And Wax Of Animal/veg.	5,540,000	1,783,900	-	-
	512	Alcohols,phenols,phenol-alcohols And Their Halogenated	40,000	31,800	-	-
	664	Glass	20,160	6,528	-	-
	728	Other Machine And Equipment Specialized For Particular Industrv	229,376	233,238	-	-
	751	Office Machines	43,844	41,700	-	-
		Subtotal	128,044,877	51,977,701	-	-
Madagascar						
	554	Soap,cleansing And Polishing Preparatio	98,113	33,001	-	-
	664	Glass	234,000	81,903	-	-
	665	Glassware	104,269	13,902	-	-
		Subtotal	436,382	128,806	-	-
Kenya						
	231	Natural Rubber Latex;natural Rubber And Similar Natural Gums	729,425	775,018	-	-
	245	Fuel Wood And Wood Charcoa	34,000	3,300	-	-
	278	Other Crude Minerals	114,000	25,943	-	-
	512	Alcohols,phenols,phenol-alcohols And Their Halogenated	20,000	15,900	-	-
	522	Inorganic Chemical Elements,oxides And Halogen Salts	-	-	19,600	4,802
	664	Glass	303,158	56,807	-	-
	665	Glassware	47,292	12,637	-	-
	728	Other Machine And Equipment Specialized For Particular Industrv	130,816	92,877	-	-
	848	Articles Of Apparel And Clothing Accessories Of Oth. Than Tex. Fab.	39,860	81,950	-	-
	884	Optical Goods,n.e.s	34	1,711	-	-
		Subtotal	1,418,585	1,066,143	19,600	4,802
Reunion						
	634	Veneers,plywood,improved Or Reconstituted Wood,worked,n.e.s	22,740	31,344	-	-
	635	Wood Manufactures,n.e.s	504,672	532,970	-	-
	664	Glass	57,024	19,086	-	-

Tabel 23. Lanjutan
Table Continued

Negara/Country			Ekspor/Export		Impor/Import	
SITC	Komoditi/Commodity	Berat Bersih Net Weight (Kg)	Nilai FOB FOB Value (US\$)	Berat Bersih Net Weight (Kg)	Nilai CIF CIF Value (US\$)	
(1)	(2)	(4)	(5)	(6)	(7)	
Mozambique	821 Furniture And Parts Thereof	11,310	8,218	-	-	
	Subtotal	595,746	591,618	-	-	
	422 Fixed Vegetable Fats And Oils Solid,crude,refined/fractioned	7,505,000	2,741,000	-	-	
Botswana	554 Soap,cleansing And Polishing Preparatio	430,500	115,672	-	-	
	Subtotal	7,935,500	2,856,672	-	-	
Guinea, Equatoria	848 Articles Of Apparel And Clothing Accessories Of Oth. Than Tex. Fab.	45,494	95,260	-	-	
	Subtotal	45,494	95,260	-	-	
Togo	778 Electrical Machinery And Apparatus.n.e	64,659	82,526	-	-	
	Subtotal	64,659	82,526	-	-	
Ghana	054 Vegetables,fresh Chilled,frozen Or Simply Preserved	-	-	10,800	3,272	
	231 Natural Rubber Latex;natural Rubber And Similar Natural Gums	60,480	54,561	-	-	
	422 Fixed Vegetable Fats And Oils Solid,crude,refined/fractioned	1,348,208	526,542	-	-	
	554 Soap,cleansing And Polishing Preparatio	400,000	153,600	-	-	
	Subtotal	1,808,688	734,703	10,800	3,272	
	062 Sugar Confectionery	24,307	36,778	-	-	
	073 Chocolate And Other Food Preparations Containing Cocoa N.e.s	7,431	14,009	-	-	
	091 Margarine And Shortenin;	956,646	423,027	-	-	
	248 Wood,simply Worked And Railway Sleeper Of Wood	-	-	18,830	24,138	
	422 Fixed Vegetable Fats And Oils Solid,crude,refined/fractioned	3,897,967	1,460,247	-	-	
	431 Animal And Vegetable Oil And Fat Processed And Wax Of Animal/veg	21,000	10,500	-	-	
	554 Soap,cleansing And Polishing Preparatio	65,593	34,392	-	-	
	665 Glassware	18,146	5,651	-	-	
728 Other Machine And Equipment Specialized For Particular Industrv	595,036	509,436	-	-		
778 Electrical Machinery And Apparatus.n.e	72,510	77,760	-	-		
848 Articles Of Apparel And Clothing Accessories Of Oth. Than Tex. Fab.	7,442	17,325	-	-		
899 Other Miscellaneous Manufactured Articles.n.e.	187,575	134,750	-	-		
Subtotal	5,853,653	2,723,875	18,830	24,138		
Liberia	422 Fixed Vegetable Fats And Oils Solid,crude,refined/fractioned	82,254	47,568	-	-	
	513 Carboxylic Acids,and Their Anhydrides,halides,peroxides	120,000	47,360	-	-	
	554 Soap,cleansing And Polishing Preparatio	214,500	109,051	-	-	
Guinea	Subtotal	416,754	203,979	-	-	
	422 Fixed Vegetable Fats And Oils Solid,crude,refined/fractioned	128,058	75,520	-	-	
Congo	Subtotal	128,058	75,520	-	-	
	554 Soap,cleansing And Polishing Preparatio	1,043,525	521,213	-	-	
Cameroon	Subtotal	1,043,525	521,213	-	-	
	054 Vegetables,fresh Chilled,frozen Or Simply Preserved	-	-	81,900	30,393	
	269 Old Clothing And Other Old Textile Articles;rag	608	3,500	-	-	
	292 Crude Vegetable Materials,n.e.:	624	81,600	-	-	
	422 Fixed Vegetable Fats And Oils Solid,crude,refined/fractioned	2,998,090	1,001,254	-	-	
	598 Miscellaneous Chemical Products,n.e.	-	-	1,850	4,040	
	665 Glassware	14,427	1,957	-	-	
	711 Steam And Other Vapour Generating Boilers And Parts	6,989	35,380	-	-	

Tabel 23. Lanjutan
Table Continued

Negara/Country		Ekspor/Export		Impor/Import	
SITC	Komoditi/Commodity	Berat Bersih Net Weight (Kg)	Nilai FOB FOB Value (US\$)	Berat Bersih Net Weight (Kg)	Nilai CIF CIF Value (US\$)
(1)	(2)	(4)	(5)	(6)	(7)
	Subtotal	3,020,738	1,123,691	83,750	34,433
Nigeria	048 Cereal Preparations And Preparations Of Flours/starch Of Fruit	38,455	21,119	-	-
	057 Fruit And Nut,fresh Or Dried	82,500	7,425	-	-
	248 Wood, simply Worked And Railway Sleeper Of Wood	-	-	20,000	12,816
	251 Pulp And Waste Paper	192,778	69,486	-	-
	292 Crude Vegetable Materials,n.e.s.	312	40,000	-	-
	422 Fixed Vegetable Fats And Oils Solid,crude,refined/fractioned	8,378,519	3,526,964	-	-
	513 Carboxylic Acids,and Their Anhydrides,halides,peroxides	95,880	77,900	-	-
	554 Soap,cleansing And Polishing Preparatio	402,720	207,957	-	-
	634 Veneers,plywood,improved Or Reconstituted Wood,worked,n.e.s	21,850	25,008	-	-
	665 Glassware	3,017,511	493,986	-	-
	741 Heating And Cooling Equipment And Parts Thereof,n.e.s	52,000	59,050	-	-
	842 Women's Coats,jacket,not Knitted	13,355	105,631	-	-
	844 Women's Coats, Jacket, Knitted	4,855	38,402	-	-
	Subtotal	12,300,735	4,672,928	20,000	12,816
Sierra Leone	231 Natural Rubber Latex;natural Rubber And Similar Natural Gums	1,223,720	1,130,326	-	-
	533 Pigments,paints,varnishes And Related Material	-	-	4,132	14,869
	554 Soap,cleansing And Polishing Preparatio	400,356	22,222	-	-
	665 Glassware	14,970	4,384	-	-
	Subtotal	1,639,046	1,156,932	4,132	14,869
Gabon	231 Natural Rubber Latex;natural Rubber And Similar Natural Gums	60,480	60,480	-	-
	Subtotal	60,480	60,480	-	-
Ivory Coast	231 Natural Rubber Latex;natural Rubber And Similar Natural Gums	250,000	147,500	-	-
	422 Fixed Vegetable Fats And Oils Solid,crude,refined/fractioned	15,752,742	5,179,374	-	-
	665 Glassware	82,354	18,328	-	-
	812 Sanitary,plumbing,heating And Lighting Fixtures And Fittings	266,000	404,300	-	-
	Subtotal	16,351,096	5,749,502	-	-
Senegal	421 Fixed Vegetable Fats And Oils Soft,crude,refined Or Fractioned	200,000	52,000	-	-
	422 Fixed Vegetable Fats And Oils Solid,crude,refined/fractioned	4,650,000	1,671,824	-	-
	581 Tubes,pipes And Hoses Of Plasti	-	-	1,271	859
	664 Glass	19,958	7,392	-	-
	743 Pumps And Compressors;fans & Blowers;centrifuges And Parts	-	-	1,362	922
	785 Motorcycles,motor Scooters,and Other Cycles Motorized And Non-mt	-	-	14,774	9,991
	Subtotal	4,869,958	1,731,216	17,407	11,772
Mauritania	062 Sugar Confectioner	70,276	76,875	-	-
	Subtotal	70,276	76,875	-	-
Mali	422 Fixed Vegetable Fats And Oils Solid,crude,refined/fractioned	5,000	17,000	-	-
	Subtotal	5,000	17,000	-	-
Benin	017 Meat And Edible Meat Offal, Prepared Or Preserved, N.e.s.	500,000	187,500	-	-
	422 Fixed Vegetable Fats And Oils Solid,crude,refined/fractioned	3,640,000	1,822,790	-	-
	554 Soap,cleansing And Polishing Preparatio	202,752	161,920	-	-
	Subtotal	4,342,752	2,172,210	-	-

Tabel 23. Lanjutan
Table Continued

Negara/Country		Ekspor/Export		Impor/Import	
SITC	Komoditi/Commodity	Berat Bersih Net Weight (Kg)	Nilai FOB FOB Value (US\$)	Berat Bersih Net Weight (Kg)	Nilai CIF CIF Value (US\$)
(1)	(2)	(4)	(5)	(6)	(7)
Burkina Faso	075 Spices	65,000	22,250	-	-
	231 Natural Rubber Latex;natural Rubber And Similar Natural Gums	80,640	76,889	-	-
	Subtotal	145,640	99,139	-	-
U.s. Virgin Islands	248 Wood, simply Worked And Railway Sleeper Of Wood	25,000	9,339	-	-
	634 Veneers,plywood,improved Or Reconstituted Wood,worked.n.e.s	162,033	29,556	-	-
	Subtotal	187,033	38,895	-	-
Seychelles	665 Glassware	10,363	8,442	-	-
	Subtotal	10,363	8,442	-	-
Uganda	223 Oil Seeds Use For Extraction Of Other Fixed Vegetable Oils	250	12,934	-	-
	848 Articles Of Apparel And Clothing Accessories Of Oth. Than Tex. Fab.	23,641	59,400	-	-
	Subtotal	23,891	72,334	-	-
Niger	057 Fruit And Nut,fresh Or Dried	68	19,460	-	-
	062 Sugar Confectionery	66,000	26,589	-	-
	071 Coffee And Coffee Substitute:	17,100	30,780	-	-
	075 Spices	18,072	10,454	-	-
	231 Natural Rubber Latex;natural Rubber And Similar Natural Gums	60,480	49,291	-	-
	245 Fuel Wood And Wood Charcoa	12,520	1,000	-	-
	634 Veneers,plywood,improved Or Reconstituted Wood,worked.n.e.s	23,500	24,067	-	-
	635 Wood Manufactures,n.e.s	32,126	34,485	-	-
	899 Other Miscellaneous Manufactured Articles,n.e.	1,933	3,335	-	-
	Subtotal	231,799	199,461	-	-
Djibouti	635 Wood Manufactures,n.e.s	11,850	7,218	-	-
	872 Medical Instruments And Appliances, Ne	10,743	33,094	-	-
	Subtotal	22,593	40,312	-	-
St. Helena	245 Fuel Wood And Wood Charcoa	24,000	3,427	-	-
	597 Additive For Mineral Oil:	-	-	14,859	18,820
	635 Wood Manufactures,n.e.s	70,634	31,406	-	-
	Subtotal	94,634	34,833	14,859	18,820
Sao Tome & Principe	036 Crustaceans Moluscs And Aquatic Invertebrate	20,000	20,000	-	-
	Subtotal	20,000	20,000	-	-
Swaziland	742 Pumps For Liquid And Part	-	-	113	175
	Subtotal	-	-	113	175
South Africa	044 Maize,unmilled	-	-	24,990	13,507
	048 Cereal Preparations And Preparations Of Flours/starch Of Fruit	143,610	105,832	-	-
	057 Fruit And Nut,fresh Or Dried	49,757	26,965	115,087	140,007
	058 Fruit,preserved And Fruit Preparation	-	-	2,557	5,025
	059 Fruit Juices And Vegetable Juic:	-	-	31,659	18,113
	071 Coffee And Coffee Substitute:	18,000	34,200	-	-
	073 Chocolate And Other Food Preparations Containing Cocoa N.e.s	46,133	102,160	-	-
	075 Spices	59,999	33,790	-	-
	081 Feeding Stuff For Animal	-	-	103,150	60,239
	091 Margarine And Shortenin;	1,935,803	918,271	-	-
	231 Natural Rubber Latex;natural Rubber And Similar Natural Gums	13,066,266	11,123,406	-	-
	248 Wood, simply Worked And Railway Sleeper Of Wood	1,146,932	1,041,780	-	-
	251 Pulp And Waste Paper:	-	-	750,425	361,092
	269 Old Clothing And Other Old Textile Articles;rag	150	2,565	-	-
	278 Other Crude Minerals	-	-	166,000	26,196
	287 Ores And Concentrates Of Base Metals,n.e.	-	-	90,000	29,195

Tabel 23. Lanjutan
Table Continued

Negara/Country		Ekspor/Export		Impor/Import	
SITC	Komoditi/Commodity	Berat Bersih Net Weight (Kg)	Nilai FOB FOB Value (US\$)	Berat Bersih Net Weight (Kg)	Nilai CIF CIF Value (US\$)
(1)	(2)	(4)	(5)	(6)	(7)
	422 Fixed Vegetable Fats And Oils Solid,crude,refined/fractioned	7,393,962	2,471,810	-	-
	431 Animal And Vegetable Oil And Fat Processed And Wax Of Animal/veg	7,200,945	3,713,308	-	-
	522 Inorganic Chemical Elements,oxides And Halogen Salts	12,201	30,300	-	-
	523 Metallic Salts And Peroxysalt	-	-	63,000	113,400
	551 Essential Oils,perfume And Flavour Material	570	16,995	-	-
	591 Disinfectants,insecticides,fungicides,etc Put In Forms	38,208	32,466	128,000	463,480
	598 Miscellaneous Chemical Products,n.e.	-	-	1,682,992	3,070,607
	611 Leather	23,533	18,399	-	-
	634 Veneers,plywood,improved Or Reconstituted Wood,worked,n.e.s	353,774	299,196	-	-
	635 Wood Manufactures,n.e.:	5,849,894	4,470,114	-	-
	641 Paper And Paperboard	-	-	46,190	19,630
	653 Fabrics,woven,of Man-made Fibre	9,777	41,019	-	-
	663 Mineral Manufactures,n.e.:	2,131	5,292	-	-
	664 Glass	3,079,262	695,267	-	-
	665 Glassware	188,397	95,558	-	-
	671 Pig Iron,spiegeleisen,sponge Iron,ferro-alloy	-	-	1,170,958	341,614
	675 Flat Rolled Product.alloy Stee	-	-	31,124	24,899
	686 Zinc	-	-	5,750	10,522
	728 Other Machine And Equipment Specialized For Particular Industrv	804	1,450	-	-
	821 Furniture And Parts Thereof	2,270	3,991	-	-
	848 Articles Of Apparel And Clothing Accessories Of Oth. Than Tex. Fab.	14,138	38,300	-	-
	Subtotal	40,636,516	25,322,434	4,411,882	4,697,526
Zimbabwe	121 Tobacco,unmanufactured;tobacco Refus	-	-	9,600	40,039
	278 Other Crude Minerals	-	-	2,376,000	878,973
	523 Metallic Salts And Peroxysalt	-	-	21,000	2,216
	664 Glass	20,448	7,242	-	-
	Subtotal	20,448	7,242	2,406,600	921,228
Malawi	635 Wood Manufactures,n.e.:	19,500	3,780	-	-
	848 Articles Of Apparel And Clothing Accessories Of Oth. Than Tex. Fab.	53,550	94,750	-	-
	Subtotal	73,050	98,530	-	-
Mauritius	048 Cereal Preparations And Preparations Of Flours/starch Of Fruit	26,475	28,030	-	-
	057 Fruit And Nut,fresh Or Dried	47,150	31,268	-	-
	062 Sugar Confectionery	19,996	8,975	-	-
	073 Chocolate And Other Food Preparations Containing Cocoa N.e.s	8,611	17,877	-	-
	245 Fuel Wood And Wood Charcoa	14,112	3,076	-	-
	248 Wood, simply Worked And Railway Sleeper Of Wood	11,400	10,640	-	-
	266 Synthetic Fibres Suitable For Spinnin	2,604	2,062	-	-
	513 Carboxylic Acids,and Their Anhydrides,halides,peroxides	6,041,999	2,143,843	-	-
	553 Perfumery,cosmetics And Toilet Preparation	5,358	4,243	-	-
	554 Soap,cleansing And Polishing Preparatio	20,000	7,360	-	-
	634 Veneers,plywood,improved Or Reconstituted Wood,worked,n.e.s	964,636	484,844	-	-
	635 Wood Manufactures,n.e.:	43,250	19,357	-	-
	664 Glass	63,080	15,447	-	-
	665 Glassware	64,874	20,243	-	-
	716 Rotating Electric Plant And Parts Thereof,n.e.	-	-	1,742	2,442
	728 Other Machine And Equipment Specialized For Particular Industrv	-	-	15,768	22,084
	741 Heating And Cooling Equipment And Parts Thereof,n.e.s	-	-	7,751	10,854
	742 Pumps For Liquid And Part	-	-	2,709	3,793
	743 Pumps And Compressors;fans & Blowers;centrifuges And Parts	-	-	718	1,005

Tabel 23. Lanjutan
Table Continued

Negara/Country	SITC	Komoditi/Commodity	Ekspor/Export		Impor/Import	
			Berat Bersih Net Weight (Kg) (4)	Nilai FOB FOB Value (US\$) (5)	Berat Bersih Net Weight (Kg) (6)	Nilai CIF CIF Value (US\$) (7)
(1)	(2)	(3)				
	747	Taps,cocks,valves For Pipe:	-	-	3,983	5,577
	774	Electric Apparatus For Medical Purpose & Radiological Apparatus	556	2,104	-	-
	831	Travel Goods	3,240	2,566	-	-
	848	Articles Of Apparel And Clothing Accessories Of Oth. Than Tex. Fab.	1,568	4,129	506	708
	874	Measuring, Checking, Analysing And Controlling Instrument And App.	-	-	526	738
	894	Baby Carriages,toys,games And Sporting Goods	391	4,155	-	-
		Subtotal	7,339,300	2,810,219	33,703	47,201
Rwanda	422	Fixed Vegetable Fats And Oils Solid,crude,refined/fractioned	62,208	32,037	-	-
	635	Wood Manufactures,n.e.:	12,879	13,800	-	-
		Subtotal	75,087	45,837	-	-
Zaire	664	Glass	39,206	14,520	-	-
		Subtotal	39,206	14,520	-	-
Australia	001	Live Animals Other Than Fish	-	-	538,085	502,821
	034	Fish,fresh,chilled Or Frozer	2,806	18,446	-	-
	035	Fish,dried Salted Or In Brine;smoked Fish	2,550	22,950	-	-
	036	Crustaceans Moluscs And Aquatic Invertebrate	24,002	194,656	-	-
	046	Meal And Flour Of Wheat And Flour Of Mesli	-	-	5,253,730	1,368,934
	054	Vegetables,fresh Chilled,frozen Or Simply Preserved	-	-	40,498	24,895
	056	Vegetables,roots And Tubers,prepared Or Preserved N.e.s	-	-	53,995	12,208
	057	Fruit And Nut,fresh Or Dried	3,916	7,478	820,008	813,540
	058	Fruit,preserved And Fruit Preparation	-	-	75	3,158
	061	Sugar,molasses And Hone	-	-	451,500	135,147
	062	Sugar Confectioner	161,836	190,297	57,240	149,967
	071	Coffee And Coffee Substitute:	394,500	771,811	-	-
	073	Chocolate And Other Food Preparations Containing Cocoa N.e.s	-	-	167,435	502,849
	074	Tea And Mate	126,540	115,778	-	-
	075	Spices	45,697	77,363	-	-
	081	Feeding Stuff For Animal	-	-	6,472,470	1,646,604
	231	Natural Rubber Latex;natural Rubber And Similar Natural Gums	7,738,663	6,953,677	-	-
	232	Synthetic Rubber Latex;synthetic Rubber And Reclaimed Rubber	-	-	58	992
	245	Fuel Wood And Wood Charcoa	47,996	8,468	-	-
	247	Wood In The Rough Or Roughly Square	9,800	10,279	-	-
	248	Wood,Simply Worked And Railway Sleeper Of Wood	1,099,410	508,625	765,889	719,310
	251	Pulp And Waste Paper:	2,511,540	835,802	-	-
	272	Fertilizers,crude	-	-	7,500,000	360,000
	273	Stone,sand And Grave	-	-	20,000	9,800
	274	Sulphur & Unroasted Iron Pyrite	-	-	180,000	75,600
	278	Other Crude Minerals	-	-	37,042,000	789,935
	282	Waste And Scrap Metal Of Iron Or Steel	-	-	1,701,423	374,590
	285	Aluminium Ores And Concentrate	-	-	342,450,000	70,948,362
	288	Non-ferrous Base Metal Waste And Scrap. N.e.:	36,000	5,600	30,194	39,554
	292	Crude Vegetable Materials,n.e.:	15,406	4,709	640	2,365
	334	Petroleum Products,refined	-	-	229,070	227,467
	335	Residual Petroleum Products,nes And Related Materials	-	-	20,020	8,608
	422	Fixed Vegetable Fats And Oils Solid,crude,refined/fractioned	147,000	58,620	-	-
	511	Hydrocarbon,n.e.s And Their Halogenated,nitrated Derivatives	-	-	5	249
	516	Other Organic Chemical	-	-	137	1,368
	522	Inorganic Chemical Elements,oxides And Halogen Salts	-	-	308,212	92,879
	523	Metallic Salts And Peroxysalt	-	-	445,234	189,862
	524	Other Inorganic Chemicals;chemical Compound Of Precious Metals	-	-	6	62

Tabel 23. Lanjutan
Table Continued

Negara/Country		Ekspor/Export		Impor/Import	
SITC	Komoditi/Commodity	Berat Bersih Net Weight (Kg)	Nilai FOB FOB Value (US\$)	Berat Bersih Net Weight (Kg)	Nilai CIF CIF Value (US\$)
(1)	(2)	(4)	(5)	(6)	(7)
531	Synthetic Org.colouring Matte	-	-	35	714
533	Pigments,paints,varnishes And Related Material	-	-	1,801	13,862
551	Essential Oils,perfume And Flavour Material	50,390	27,721	113	2,721
554	Soap,cleansing And Polishing Preparatio	-	-	100,524	164,501
571	Polymers Of Ethylene,primary Form	2,155	2,500	-	-
575	Other Plastics In Primary Form	-	-	73,075	133,110
581	Tubes,pipes And Hoses Of Plasti	-	-	35	653
582	Plates,sheets,film Of Plastic:	-	-	1,700	6,967
591	Disinfectants,insecticides,fungicides,etc Put In Forms	20,000	35,400	-	-
592	Starches,inulin And Wheat Gluten Albuminoidal Substances:others	-	-	78,910	87,898
597	Additive For Mineral Oil:	-	-	36,604	90,922
598	Miscellaneous Chemical Products,n.e.	-	-	55,575	42,512
611	Leather	-	-	1,134	31,012
612	Manufactures Of Leather Or Composition Leather N.e.s	-	-	9,913	2,361
621	Materials Of Rubber:	-	-	95	147
625	Rubber Tyre,tyre Cases,tyre Treads,inner Tubes And Tyre Flaps	81,971	186,721	-	-
629	Articles Of Rubber,n.e.:	284	1,680	1,391	6,773
634	Veneers,plywood,improved Or Reconstituted Wood,worked,n.e.:	2,856,605	2,307,456	-	-
635	Wood Manufactures,n.e.:	6,724,890	6,802,105	1,259	1,015
641	Paper And Paperboard	121,834	184,203	-	-
642	Paper And Paperboard Cut To Size Or Shape And Articles Of Paper	3,032	13,372	41,082	65,008
653	Fabrics,woven,of Man-made Fibre	391	2,081	-	-
657	Special Yarns,textile Fabric:	-	-	580	7,401
658	Made-up Articles,wholly Or Chiefly Of Textile Materials N.e.s	-	-	51	2,468
662	Clay Construction Materials And Refractory Construction Materials	63,439	13,196	117,833	312,147
663	Mineral Manufactures,n.e.:	-	-	6,817	38,384
664	Glass	2,326,983	467,431	270	6,657
665	Glassware	353,767	210,353	18	863
671	Pig Iron,spiegeleisen,sponge Iron,ferro-alloy	-	-	88,000	38,368
676	Iron And Steel Bar,rods,angels,shaped And Sections	-	-	214,248	300,726
678	Wire Of Iron Or Steel:	-	-	36,737	12,295
679	Tubes,pipes,hollow Profile,pipe Fitting Of Iron Or Steel	-	-	14,334	12,476
683	Nickel	-	-	18,696	3,845
684	Aluminium	6,052	30,179	4,307,215	6,306,037
686	Zinc	-	-	2,815,019	2,297,129
691	Structures And Parts Of Iron,steel Or Aluminium	1,059,175	2,258,979	-	-
692	Metal Containers For Storage And Transport:	16,751	44,093	-	-
693	Wire Product And Fencing Grill	-	-	1	28
694	Nails,screws,nuts,bolts,rivets In The Like Of Iron,steel/copper	-	-	8,813	31,274
695	Tools For Use In The Hand Or In Machine	-	-	13	585
696	Cutlery	-	-	1	55
699	Manufactures Of Base Metal N.e.	482	1,223	3,274	10,741
713	Internal Combustion Piston Engines And Part	-	-	149	287
718	Other Power Generating Machinery And Parts Thereof,n.e.s	-	-	2,126	20,426
721	Agricultural Machinery And Part	-	-	11,918	27,197
723	Civil Engineering And Contractor Plant And Equipment And Parts	-	-	602	17,907
724	Textile And Leather Machinery,and Parts Thereof,n.e.s	-	-	5	157
725	Paper Mill And Pulp Mill Machinery,paper Cutting Machine	-	-	283	16,350
726	Printing And Bookbinding Machinery And Parts Thereof,n.e.s	2,268	4,000	1,903	24,083
727	Food-processing Machines And Parts Thereof,n.e.s	620	4,300	2,132	29,464

Tabel 23. Lanjutan
Table 23. Continued

Negara/Country		Ekspor/Export		Impor/Import	
SITC	Komoditi/Commodity	Berat Bersih Net Weight (Kg)	Nilai FOB FOB Value (US\$)	Berat Bersih Net Weight (Kg)	Nilai CIF CIF Value (US\$)
(1)	(2)	(4)	(5)	(6)	(7)
728	Other Machine And Equipment Specialized For Particular Industry	3,543,542	4,358,450	126,113	114,991
731	Machine-tools By Removing Meta	-	-	18	1,608
737	Metal Working Machinery And Pa	-	-	29	1,401
741	Heating And Cooling Equipment And Parts Thereof,n.e.s	-	-	241,575	362,502
742	Pumps For Liquid And Part	14,000	16,500	10,218	39,719
743	Pumps And Compressors;fans & Blowers;centrifuges And Parts	-	-	356	1,750
744	Mechanical Handling Equipment And Parts Thereof,n.e.s	-	-	2,992	114,008
745	Other Non-electical Machinery,tools And Mechanical Apparatus	1,276	14,070	3,846	14,092
746	Ball Or Roller Bearings	-	-	979	15,487
747	Taps,cocks,valves For Pipe	-	-	996	8,680
748	Transmission Shafts And Crank	-	-	130	2,381
749	Non-electric Parts And Accessories Of Machinery,n.e.s	-	-	258,073	281,107
752	Automatic Data Processing Machines And Units Thereof	93,817	113,588	-	-
761	Television Receivers	13,750	95,947	-	-
764	Telecommunication Equipment N.e.s And Part	-	-	1,230	41,142
771	Electric Power Machinery & Part	-	-	6	265
772	Electrical Apparatus For Making And Breaking Electrical Circuit	-	-	426	6,761
773	Equipment For Distributing Electricit	-	-	7	301
778	Electrical Machinery And Apparatus,n.e	2,860	12,475	5,269	6,504
811	Prefabricated Building:	-	-	41,503	40,340
821	Furniture And Parts Thereof	230,460	320,105	-	-
848	Articles Of Apparel And Clothing Accessories Of Oth. Than Tex. Fab.	13,715	32,779	29	1,404
872	Medical Instruments And Appliances, Ne	-	-	11	517
874	Measuring, Checking, Analysing And Controlling Instrument And App.	-	-	326	4,970
884	Optical Goods,n.e.s	251	6,700	4	162
893	Article,n.e.s Of Plastic:	-	-	9,103	16,039
899	Other Miscellaneous Manufactured Articles,n.e.	318,446	611,035	-	-
921	Export For Pebl	20,567	21,873	-	-
	Subtotal	30,311,435	27,985,074	413,305,447	90,244,783
New Zealand					
011	Meat Of Bovine Animals Fresh, Chilled Or Froze	-	-	15,313	33,019
012	Other Meat,other Edible Meat Offal,fresh,chilled Or Frozen	-	-	48,610	21,449
022	Milk And Cream And Milk Products Other Than Butter Or Cheese	-	-	47,250	32,053
048	Cereal Preparations And Preparations Of Flours/starch Of Fruit	5,839	9,804	-	-
054	Vegetables,fresh Chilled,frozen Or Simply Preserved	-	-	86,398	25,067
057	Fruit And Nut,fresh Or Dried	-	-	115,979	117,514
062	Sugar Confectioner	18,177	21,658	-	-
071	Coffee And Coffee Substitute:	271,499	542,926	-	-
074	Tea And Mate	67,200	65,278	-	-
075	Spices	26,232	15,410	-	-
081	Feeding Stuff For Animal	-	-	10,018,674	2,671,318
091	Margarine And Shortenin:	162,000	80,010	-	-
223	Oil Seeds Use For Extraction Of Other Fixed Vegetable Oils	1,067	930	-	-
231	Natural Rubber Latex;natural Rubber And Similar Natural Gums	1,794,240	1,659,812	-	-
245	Fuel Wood And Wood Charcoa	518,002	30,648	-	-
248	Wood,simply Worked And Railway Sleeper Of Wood	19,723	3,930	-	-
269	Old Clothing And Other Old Textile Articles;rag	3,250	3,534	-	-
422	Fixed Vegetable Fats And Oils Solid,crude,refined/fractioned	1,018,000	423,190	-	-
516	Other Organic Chemical	-	-	91,620	25,637
523	Metallic Salts And Peroxvsalt	-	-	99,957	47,979

Tabel 23. Lanjutan
Table Continued

Negara/Country		Ekspor/Export		Impor/Import	
SITC	Komoditi/Commodity	Berat Bersih Net Weight (Kg)	Nilai FOB FOB Value (US\$)	Berat Bersih Net Weight (Kg)	Nilai CIF CIF Value (US\$)
(1)	(2)	(4)	(5)	(6)	(7)
	551 Essential Oils,perfume And Flavour Material	880	6,092	-	-
	554 Soap,cleansing And Polishing Preparatio	107,250	29,006	-	-
	574 Poliacetals,polycarbon,primar	20,000	18,360	-	-
	592 Starches,inulin And Wheat Gluten Albuminoidal	-	-	20,150	10,024
	Substances;glues				
	598 Miscellaneous Chemical Products,n.e.	-	-	720	1,944
	625 Rubber Tyre,tyre Cases,tyre Treads,inner Tubes And Tyre	53,039	107,500	-	-
	Flans				
	634 Veneers,plywood,improved Or Reconstituted	66,523	50,798	-	-
	Wood,worked,n.e.s				
	635 Wood Manufactures,n.e.:	292,976	396,833	-	-
	642 Paper And Paperboard Cut To Size Or Shape And Articles Of	9,453	2,500	-	-
	Paner				
	665 Glassware	26,073	13,847	-	-
	721 Agricultural Machinery And Part	-	-	53,300	176,300
	728 Other Machine And Equipment Specialized For Particular	16,900	25,567	-	-
	Industrv				
	821 Furniture And Parts Thereof	42,753	62,198	-	-
	848 Articles Of Apparel And Clothing Accessories Of Oth. Than	100,635	272,018	-	-
	Tex. Fab.				
	851 Footwear	110	539	-	-
	884 Optical Goods,n.e.:	56	2,714	-	-
	899 Other Miscellaneous Manufactured Articles,n.e.	45,166	110,255	-	-
	Subtotal	4,687,043	3,955,357	10,597,971	3,162,304
Fd Sts Of Micronesia					
	743 Pumps And Compressors;fans & Blowers;centrifuges And	-	-	3,374	34,000
	Parts				
	Subtotal	-	-	3,374	34,000
Guam					
	635 Wood Manufactures,n.e.:	12,682	10,070	-	-
	821 Furniture And Parts Thereof	4,752	27,717	-	-
	Subtotal	17,434	37,787	-	-
New Caledonia					
	248 Wood, simply Worked And Railway Sleeper Of Wood	142,611	34,482	-	-
	635 Wood Manufactures,n.e.:	317,192	150,412	-	-
	665 Glassware	12,760	4,096	-	-
	Subtotal	472,563	188,990	-	-
	699 Manufactures Of Base Metal N.e.	-	-	158	376
	741 Heating And Cooling Equipment And Parts Thereof,n.e.s	-	-	1,730	15,253
	748 Transmission Shafts And Crank	-	-	8,909	21,169
	Subtotal	-	-	10,797	36,798
American Samoa					
	634 Veneers,plywood,improved Or Reconstituted	26,100	16,878	-	-
	Wood,worked,n.e.:				
	635 Wood Manufactures,n.e.:	18,385	21,996	-	-
	664 Glass	18,904	6,652	-	-
	821 Furniture And Parts Thereof	23,391	39,605	-	-
	848 Articles Of Apparel And Clothing Accessories Of Oth. Than	17,625	32,900	-	-
	Tex. Fab.				
	Subtotal	104,405	118,031	-	-
Fiji					
	048 Cereal Preparations And Preparations Of Flours/starch Of	22,554	30,056	-	-
	Fruit				
	062 Sugar Confectioner	31,305	48,266	-	-
	422 Fixed Vegetable Fats And Oils Solid,crude,refined/fractioned	11,761	9,752	-	-
	554 Soap,cleansing And Polishing Preparatio	327,934	149,930	-	-
	657 Special Yarns,textile Fabric:	3,086	18,828	-	-
	Subtotal	396,640	256,832	-	-
Samoa					
	062 Sugar Confectioner	2,328	2,740	-	-
	074 Tea And Mate	3,280	2,871	-	-
	422 Fixed Vegetable Fats And Oils Solid,crude,refined/fractioned	78,800	52,904	-	-
	554 Soap,cleansing And Polishing Preparatio	100,100	56,254	-	-

Tabel 23. Lanjutan
Table Continued

Negara/Country			Ekspor/Export		Impor/Import	
SITC	Komoditi/Commodity	Berat Bersih Net Weight (Kg)	Nilai FOB FOB Value (US\$)	Berat Bersih Net Weight (Kg)	Nilai CIF CIF Value (US\$)	
(1)	(2)	(4)	(5)	(6)	(7)	
	899 Other Miscellaneous Manufactured Articles.n.e.	217	999	-	-	
	Subtotal	184,725	115,768	-	-	
Christmas Islands	272 Fertilizers,crude	-	-	77,700,000	3,549,950	
	Subtotal	-	-	77,700,000	3,549,950	
Cocos (killing) Inc	422 Fixed Vegetable Fats And Oils Solid,crude,refined/fractioned	41,418	21,537	-	-	
	598 Miscellaneous Chemical Products.n.e.	-	-	5,850	4,313	
	694 Nails,screws,nuts,bolts,rivets In The Like Of Iron,steel/copper	-	-	17,056	7,825	
	742 Pumps For Liquid And Part	-	-	15,904	11,439	
	813 Lightinge Fixtures And Fitting	1,102	5,010	-	-	
	848 Articles Of Apparel And Clothing Accessories Of Oth. Than Tex. Fab.	16,790	33,350	-	-	
	Subtotal	59,310	59,897	38,810	23,577	
Tokelau	057 Fruit And Nut,fresh Or Dried	90,000	16,300	-	-	
	422 Fixed Vegetable Fats And Oils Solid,crude,refined/fractioned	1,500,000	660,000	-	-	
	Subtotal	1,590,000	676,300	-	-	
	072 Cocoa	25,000	54,145	-	-	
	422 Fixed Vegetable Fats And Oils Solid,crude,refined/fractioned	30,101	18,870	-	-	
	634 Veneers,plywood,improved Or Reconstituted Wood,worked.n.e.s	66,706	57,071	-	-	
	851 Footwear	16,500	7,453	-	-	
	Subtotal	138,307	137,539	-	-	
United States	034 Fish,fresh,chilled Or Frozer	2,398,301	7,909,416	-	-	
	036 Crustaceans Moluscs And Aquatic Invertebrate	1,784,006	17,792,495	-	-	
	037 Fish,crustaceans,moluscs And Oth Aquatic Invert,prep Or Preserve	91,885	591,011	-	-	
	044 Maize,unmilled	-	-	512,326	287,235	
	046 Meal And Flour Of Wheat And Flour Of Mesli	-	-	20,000	3,774	
	047 Other Cereal Meals And Flour	-	-	40,000	7,280	
	054 Vegetables,fresh Chilled,frozen Or Simply Preserved	21,280	20,900	54,000	12,240	
	056 Vegetables,roots And Tubers,prepared Or Preserved N.e.s	412,502	444,907	417,278	94,775	
	057 Fruit And Nut,fresh Or Dried	12,500	8,125	2,085,415	1,789,086	
	058 Fruit,preserved And Fruit Preparation	259,801	115,812	17,340	21,516	
	071 Coffee And Coffee Substitute:	16,501,786	31,652,910	-	-	
	072 Cocoa	660,347	1,804,551	-	-	
	074 Tea And Mate	1,162,680	1,041,294	-	-	
	075 Spices	3,058,145	2,213,227	-	-	
	081 Feeding Stuff For Animal	4,500,000	210,500	47,804,635	13,115,095	
	098 Edible Product And Preparation	-	-	19,398	256,825	
	121 Tobacco,unmanufactured;tobacco Refus	162,000	234,900	-	-	
	222 Oil Seeds Use For Extraction Of Soft Fixed Vegetable Oils	-	-	37,000,000	9,516,050	
	231 Natural Rubber Latex;natural Rubber And Similar Natural Gums	129,164,918	120,749,303	-	-	
	232 Synthetic Rubber Latex;synthetic Rubber And Reclaimed Rubber	18,118	158,733	764,624	879,214	
	248 Wood,Simply Worked And Railway Sleeper Of Wood	1,479,191	1,002,052	2,016,622	2,050,581	
	263 Cotton	-	-	228,364	314,022	
	266 Synthetic Fibres Suitable For Spinnin	20,000	13,000	-	-	
	269 Old Clothing And Other Old Textile Articles;rag	216	500	-	-	
	272 Fertilizers,crude	2,000	2,700	-	-	
	273 Stone,sand And Grave	-	-	118,934	10,749	
	278 Other Crude Minerals	2,542	10,555	37,836	34,919	
	282 Waste And Scrap Metal Of Iron Or Stee	-	-	183,598	23,133	
	292 Crude Vegetable Materials,n.e.s.	6,637	25,633	1,946	60,098	
	334 Petroleum Products,refined	-	-	38,640	81,402	

Tabel 23. Lanjutan
Table Continued

Negara/Country		Ekspor/Export		Impor/Import	
SITC	Komoditi/Commodity	Berat Bersih Net Weight (Kg)	Nilai FOB FOB Value (US\$)	Berat Bersih Net Weight (Kg)	Nilai CIF CIF Value (US\$)
(1)	(2)	(4)	(5)	(6)	(7)
335	Residual Petroleum Products, nes And Related Materials	-	-	2,007	6,445
422	Fixed Vegetable Fats And Oils Solid, crude, refined/fractioned	3,166,800	1,637,880	-	-
431	Animal And Vegetable Oil And Fat Processed And Wax Of Animal/ves	1,786,600	894,600	454	1,630
512	Alcohols, phenols, phenol-alcohols And Their Halogenated	19,550	15,053	46,650	205,080
513	Carboxylic Acids, and Their Anhydrides, halides, peroxides	59,458	48,270	130	1,231
514	Nitrogen-function Compound	-	-	831,782	818,812
515	Organo-inorganic And Heterocyclic Compound	-	-	712,297	2,059,366
516	Other Organic Chemical	17,600	97,152	54,894	63,131
522	Inorganic Chemical Elements, oxides And Halogen Salts	-	-	553,819	622,546
523	Metallic Salts And Peroxysalt	-	-	3,731,532	1,110,789
531	Synthetic Org. colouring Matte	-	-	1	209
533	Pigments, paints, varnishes And Related Material	-	-	40,559	81,675
541	Medicinal & Pharmaceutical Prod	-	-	6,531	4,500
551	Essential Oils, perfume And Flavour Material	289,308	5,904,714	-	-
553	Perfumery, cosmetics And Toilet Preparation	76,298	363,118	-	-
554	Soap, cleansing And Polishing Preparatio	-	-	2,869	11,033
562	Fertilizers, manufacture	-	-	7,497,928	1,147,182
571	Polymers Of Ethylene, primary Form	-	-	304,174	176,534
574	Poliacetals, polycarbon, primar	-	-	124,096	297,561
575	Other Plastics In Primary Form	-	-	342,835	553,500
581	Tubes, pipes And Hoses Of Plasti	-	-	541	447
591	Disinfectants, insecticides, fungicides, etc Put In Forms	-	-	194,779	2,088,417
592	Starches, inulin And Wheat Gluten Albuminoidal Substances: plues	-	-	57,547	74,195
597	Additive For Mineral Oil:	-	-	3,414,837	5,123,475
598	Miscellaneous Chemical Products, n.e.	1,714,473	1,162,445	311,905	766,900
611	Leather	1,010	66,435	-	-
621	Materials Of Rubber:	-	-	4,991	75,771
625	Rubber Tyre, tyre Cases, tyre Treads, inner Tubes And Tyre Flans	3,362,427	5,234,005	40,242	94,036
629	Articles Of Rubber, n.e.:	-	-	28,300	83,759
634	Veneers, plywood, improved Or Reconstituted Wood, worked, n.e.s	15,854,901	7,131,953	-	-
635	Wood Manufactures, n.e.:	6,462,515	6,920,786	23	125
641	Paper And Paperboard	59,639	39,592	62,357	62,788
642	Paper And Paperboard Cut To Size Or Shape And Articles Of Paper	4,589	5,825	1	1
651	Tetile Yarn	-	-	64,707	170,150
652	Cotton Fabrics, wover	2,359	26,660	-	-
654	Textile Fabrics, woven, other Than Of Cotton Or Man-made Fibres	-	-	590	1,868
657	Special Yarns, textile Fabric:	43,130	73,901	59	1,122
658	Made-up Articles, wholly Or Chiefly Of Textile Materials N.e.s	4,089	38,167	-	-
662	Clay Construction Materials And Refractory Construction Materials	-	-	1,152,115	779,964
663	Mineral Manufactures, n.e.:	21,600	2,880	1,368	20,822
664	Glass	882,135	311,671	23	2,630
665	Glassware	5,059,635	2,704,846	-	-
666	Potterv	960	3,440	-	-
671	Pig Iron, spiegeleisen, sponge Iron, ferro-alloy	-	-	382,609	215,699
672	Ingots And Other Primary Forms, of Iron Or Stee	-	-	1	4
673	Flat Rolled Products Not Clax	-	-	136	361
675	Flat Rolled Product, alloy Stee	-	-	77,651	15,637
676	Iron And Steel Bar, rods, angels, shaped And Sections	-	-	3,824	15,967
677	Rail And Railway Tract Construction Material Of Iron Or Steel	-	-	111	3,596
679	Tubes, pipes, hollow Profile, pipe Fitting Of Iron Or Steel	11,389,226	3,756,100	91,576	219,745
684	Alumunium	540	2,388	70,934	228,399

Tabel 23. Lanjutan
Table Continued

Negara/Country		Ekspor/Export		Impor/Import	
SITC	Komoditi/Commodity	Berat Bersih Net Weight (Kg)	Nilai FOB FOB Value (US\$)	Berat Bersih Net Weight (Kg)	Nilai CIF CIF Value (US\$)
(1)	(2)	(4)	(5)	(6)	(7)
686	Zinc	-	-	63,250	62,238
687	Tin	-	-	60	960
692	Metal Containers For Storage And Transpo	187,188	158,615	4,137,280	320,026
693	Wire Product And Fencing Grill	-	-	265	2,431
694	Nails,screws,nuts,bolts,rivets In The Like Of Iron,steel/copper	653,730	216,350	120,922	129,843
695	Tools For Use In The Hand Or In Machine	-	-	1,294	30,850
696	Cutlery	-	-	145	1,381
697	Household Equipment Of Base Metal.n.e.	205,865	368,857	162,212	81,525
699	Manufactures Of Base Metal N.e.	1,314	2,454	4,592	102,370
712	Steam Or Oth Gen.boilers & Part	600	434	12	18
713	Internal Combustion Piston Engines And Part	-	-	61,097	430,815
714	Engines And Motors,non-electric,parts N.e.	-	-	297	15,639
716	Rotating Electric Plant And Parts Thereof,n.e.	-	-	32,387	299,952
718	Other Power Generating Machinery And Parts Thereof,n.e.s	-	-	3,814	63,664
721	Agricultural Machinery And Part	-	-	86,106	695,267
722	Tractors	-	-	8,399	98,000
723	Civil Engineering And Contractor Plant And Equipment And Parts	-	-	122,998	875,135
724	Textile And Leather Machinery,and Parts Thereof.n.e.s	5,000	15,400	4,066	25,223
725	Paper Mill And Pulp Mill Machinery,paper Cutting Machine	-	-	13,810	62,719
726	Printing And Bookbinding Machinery And Parts Thereof,n.e.s	-	-	63,029	30,877
727	Food-processing Machines And Parts Thereof,n.e.s	-	-	41,371	183,522
728	Other Machine And Equipment Specialized For Particular Industrv	1,173,032	1,043,222	47,125	228,539
731	Machine-tools Bv Removing Meta	-	-	38,404	4,658
733	Machine-tool For Working Meta	-	-	1,560	319
737	Metal Working Machinery And Pa	-	-	23,460	15,000
741	Heating And Cooling Equipment And Parts Thereof,n.e.s	-	-	96,969	752,600
742	Pumps For Liquid And Part	-	-	43,159	264,263
743	Pumps And Compressors;fans & Blowers;centrifuges And Parts	-	-	268,088	3,354,930
744	Mechanical Handling Equipment And Parts Thereof,n.e.s	-	-	32,133	517,955
745	Other Non-electical Machinery,tools And Mechanical Apparatus	-	-	948	19,757
746	Ball Or Roller Bearings	-	-	9,071	158,217
747	Taps,cocks,valves For Pipe	-	-	6,976	73,115
748	Transmission Shafts And Crank	-	-	8,389	150,076
749	Non-electric Parts And Accessories Of Machinery,n.e.s	-	-	23,577	328,583
752	Automatic Data Processing Machines And Units Thereof	-	-	365	20,320
764	Telecommunication Equipment N.e.s And Part	365	2,850	25	2,700
771	Electric Power Machinery & Part	-	-	74	3,489
772	Electrical Apparatus For Making And Breaking Electrical Circuit	-	-	7,524	103,962
773	Equipment For Distributing Electricit	-	-	13,510	39,166
774	Electric Apparatus For Medical Purpose & Radiological Apparatus	-	-	200	31,878
776	Thermionic,cold Cathode And Photo-cathode Valves And Tubes	-	-	10	179
778	Electrical Machinery And Apparatus,n.e	-	-	61,449	247,405
784	Parts And Accessories,n.e.s Of The Motor Vehicles	-	-	2,720	7,950
785	Motorcycles,motor Scooters,and Other Cycles Motorized And Non-mt	-	-	3,505	69,308
786	Trailer And Other-vehicle,not Motorize	-	-	161,219	141,246
792	Aircraft And Associated Equipment And Parts Thereof,n.e.s	-	-	869	30,124
812	Sanitary,plumbing,heating And Lighting Fixtures And Fittings	-	-	366	4,288

Tabel 23. Lanjutan
Table 23. Continued

Negara/Country		Ekspor/Export		Impor/Import	
SITC	Komoditi/Commodity	Berat Bersih Net Weight (Kg)	Nilai FOB FOB Value (US\$)	Berat Bersih Net Weight (Kg)	Nilai CIF CIF Value (US\$)
(1)	(2)	(4)	(5)	(6)	(7)
	813 Lighting Fixtures And Fitting	524,388	1,530,510	123	1,571
	821 Furniture And Parts Thereof	8,097,725	11,699,684	303	85,861
	831 Travel Goods	2,513	16,665	-	-
	841 Men's Coats,jacket,not Knitted	3,512	34,660	-	-
	848 Articles Of Apparel And Clothing Accessories Of Oth. Than Tex. Fab.	12,745,075	27,874,111	8,164	7,654
	851 Footwear	9,052	36,072	-	-
	873 Meters And Counters, Nes	-	-	1,261	15,096
	874 Measuring, Checking, Analysing And Controlling Instrument And App.	-	-	5,844	143,089
	884 Optical Goods,n.e.s	84,994	4,717,726	-	-
	885 Watches And Clocks	-	-	184	2,660
	892 Printed Matter	-	-	104	1,141
	893 Article,n.e.s Of Plastic	19,970	12,404	9,385	70,389
	894 Baby Carriages,toys,games And Sporting Goods	31	2,854	-	-
	895 Office And Stationery Supplies N.e.	-	-	106	200
	897 Jewellery,goldsmith And Silversmith Wares And Other Articles	82	87,594	-	-
	898 Musical Instrument And Parts Andaccessories Thereof	760	284	2,138	4,047
	899 Other Miscellaneous Manufactured Articles,n.e.	188,603	561,047	3,360	1,755
	921 Export For Pebt	49,560	100,134	-	-
	Subtotal	235,951,056	270,926,332	117,384,814	56,181,041
Canada	037 Fish,crustaceans,moluscs And Oth Aquatic Invert,prep Or Preserve	68,400	97,475	-	-
	056 Vegetables,roots And Tubers,prepared Or Preserved N.e.s	-	-	107,331	81,633
	071 Coffee And Coffee Substitute:	1,103,072	1,765,570	-	-
	074 Tea And Mate	88,720	72,474	-	-
	075 Spices	286,228	124,413	-	-
	081 Feeding Stuff For Animal	-	-	2,598,465	762,420
	098 Edible Product And Preparation	17	25,500	-	-
	222 Oil Seeds Use For Extraction Of Soft Fixed Vegetable Oils	-	-	124,199	27,325
	231 Natural Rubber Latex;natural Rubber And Similar Natural Gums	18,374,034	16,650,711	-	-
	248 Wood,simply Worked And Railway Sleeper Of Wood	110,692	92,432	37,195	53,323
	251 Pulp And Waste Paper:	-	-	1,546,312	765,426
	278 Other Crude Minerals	3,798,112	1,652,178	885,000	342,068
	431 Animal And Vegetable Oil And Fat Processed And Wax Of Animal/veg.	19,500	9,914	-	-
	513 Carboxylic Acids,and Their Anhydrides,halides,peroxides	9,697	4,469	-	-
	514 Nitrogen-function Compound	-	-	50,000	35,000
	522 Inorganic Chemical Elements,oxides And Halogen Salts	-	-	11,597	59,994
	562 Fertilizers,manufactured	-	-	33,007,300	3,961,666
	571 Polymers Of Ethylene,primary Form	-	-	45,586	25,076
	625 Rubber Tyre,tyre Cases,tyre Treads,inner Tubes And Tyre Flans	100,800	86,667	-	-
	634 Veneers,plywood,improved Or Reconstituted Wood,worked,n.e.s	1,958,019	869,433	-	-
	635 Wood Manufactures,n.e.s:	601,768	477,269	-	-
	651 Tetile Yarn	-	-	91,853	315,893
	664 Glass	16,511	5,844	-	-
	665 Glassware	565,343	364,534	-	-
	679 Tubes,pipes,hollow Profile,pipe Fitting Of Iron Or Steel	-	-	7	1,015
	685 Lead	-	-	20,447	10,744
	686 Zinc	-	-	686,868	655,132
	693 Wire Product And Fencing Grill	-	-	29,435	74,559
	695 Tools For Use In The Hand Or In Machine	-	-	124	22,228
	696 Cutlery	5,405	23,466	-	-
	697 Household Equipment Of Base Metal,n.e.	32,102	67,969	-	-
	713 Internal Combustion Piston Engines And Part	-	-	4	756
	716 Rotating Electric Plant And Parts Thereof,n.e.	-	-	361	4,594

Tabel 23. Lanjutan
Table Continued

Negara/Country		Ekspor/Export		Impor/Import	
SITC	Komoditi/Commodity	Berat Bersih Net Weight (Kg)	Nilai FOB FOB Value (US\$)	Berat Bersih Net Weight (Kg)	Nilai CIF CIF Value (US\$)
(1)	(2)	(4)	(5)	(6)	(7)
	721 Agricultural Machinery And Part	-	-	22,985	170,224
	723 Civil Engineering And Contractor Plant And Equipment And Parts	-	-	6	1,025
	741 Heating And Cooling Equipment And Parts Thereof,n.e.s	-	-	19,051	305,000
	742 Pumps For Liquid And Part	-	-	69	100
	743 Pumps And Compressors;fans & Blowers;centrifuges And Parts	-	-	1	679
	772 Electrical Apparatus For Making And Breaking Electrical Circuit	-	-	1	10,836
	811 Prefabricated Building:	1,955	2,350	-	-
	821 Furniture And Parts Thereof	227,336	355,587	-	-
	848 Articles Of Apparel And Clothing Accessories Of Oth. Than Tex. Fab.	111,705	322,737	-	-
	893 Article,n.e.s Of Plastic:	9,802	4,517	-	-
	899 Other Miscellaneous Manufactured Articles,n.e	37,632	150,544	-	-
	Subtotal	27,526,850	23,226,053	39,284,197	7,686,716
Mexico					
	034 Fish,fresh,chilled Or Frozer	16,214	31,920	-	-
	036 Crustaceans Moluscs And Aquatic Invertebrate	40,357	79,331	-	-
	054 Vegetables,fresh Chilled,frozen Or Simply Preserved	5,985	1,745	-	-
	057 Fruit And Nut,fresh Or Dried	8,000	2,800	-	-
	074 Tea And Mate	11,400	5,130	-	-
	075 Spices	78,999	25,706	-	-
	231 Natural Rubber Latex;natural Rubber And Similar Natural Gums	6,682,260	5,641,729	-	-
	232 Synthetic Rubber Latex;synthetic Rubber And Reclaimed Rubber	121,248	122,000	-	-
	268 Wool And Other Animal Hai	3,209	3,158	-	-
	611 Leather	104	11,000	-	-
	625 Rubber Tyre,tyre Cases,tyre Treads,inner Tubes And Tyre Flans	1,116,781	1,910,176	-	-
	634 Veneers,plywood,improved Or Reconstituted Wood.worked.n.e.s	564,687	210,751	-	-
	635 Wood Manufactures,n.e.s	44,083	42,292	-	-
	664 Glass	80,640	16,512	-	-
	665 Glassware	329,356	114,564	-	-
	693 Wire Product And Fencing Grill	-	-	1	5
	694 Nails,screws,nuts,bolts,rivets In The Like Of Iron,steel/copper	-	-	1	3
	695 Tools For Use In The Hand Or In Machine	-	-	1	29
	699 Manufactures Of Base Metal N.e.	-	-	6	273
	723 Civil Engineering And Contractor Plant And Equipment And Parts	-	-	37	1,040
	725 Paper Mill And Pulp Mill Machinery,paper Cutting Machine	-	-	2	100
	746 Ball Or Roller Bearings	-	-	1	66
	748 Transmission Shafts And Crank	-	-	1	15
	773 Equipment For Distributing Electricit	-	-	4	442
	778 Electrical Machinery And Apparatus,n.e	-	-	4	100
	813 Lighting Fixtures And Fitting	119,288	332,479	-	-
	821 Furniture And Parts Thereof	84,781	156,129	-	-
	848 Articles Of Apparel And Clothing Accessories Of Oth. Than Tex. Fab.	26,028	51,750	-	-
	851 Footwear	320	3,280	-	-
	884 Optical Goods,n.e.s	6,794	446,130	-	-
	Subtotal	9,340,534	9,208,582	58	2,073
Guatemala					
	634 Veneers,plywood,improved Or Reconstituted Wood.worked.n.e.s	573,657	275,860	-	-
	664 Glass	174,085	56,721	-	-
	848 Articles Of Apparel And Clothing Accessories Of Oth. Than Tex. Fab.	8,915	17,650	-	-
	Subtotal	756,657	350,231	-	-
Honduras					
	848 Articles Of Apparel And Clothing Accessories Of Oth. Than Tex. Fab.	15,860	37,400	-	-

Tabel 23. Lanjutan
Table Continued

Negara/Country			Ekspor/Export		Impor/Import	
			Berat Bersih Net Weight (Kg) (4)	Nilai FOB FOB Value (US\$) (5)	Berat Bersih Net Weight (Kg) (6)	Nilai CIF CIF Value (US\$) (7)
SITC	Komoditi/Commodity					
(1)	(2)	(3)				
	Subtotal		15,860	37,400	-	-
Nicaragua	679 Tubes, pipes, hollow Profile, pipe Fitting Of Iron Or Steel		-	-	2	9
	694 Nails, screws, nuts, bolts, rivets In The Like Of Iron, steel/copper		-	-	5	302
	723 Civil Engineering And Contractor Plant And Equipment And Parts		-	-	20	1,079
	746 Ball Or Roller Bearings		-	-	1	28
	749 Non-electric Parts And Accessories Of Machinery, n.e.s		-	-	1	16
	Subtotal		-	-	29	1,434
Panama	553 Perfumery, cosmetics And Toilet Preparation		4,778	3,000	-	-
	665 Glassware		113,571	59,734	-	-
	697 Household Equipment Of Base Metal, n.e.		31,314	52,166	-	-
	848 Articles Of Apparel And Clothing Accessories Of Oth. Than Tex. Fab.		33,579	69,000	-	-
	Subtotal		183,242	183,900	-	-
Cuba	635 Wood Manufactures, n.e.:		17,545	14,606	-	-
	Subtotal		17,545	14,606	-	-
Curacao	057 Fruit And Nut, fresh Or Dried		11,475	9,387	-	-
	248 Wood, simply Worked And Railway Sleeper Of Wood		25,000	16,506	-	-
	Subtotal		36,475	25,893	-	-
Chile	057 Fruit And Nut, fresh Or Dried		275,250	137,839	55,093	51,715
	058 Fruit, preserved And Fruit Preparation		11,070	6,863	-	-
	081 Feeding Stuff For Animal		-	-	1,813,462	1,196,285
	231 Natural Rubber Latex; natural Rubber And Similar Natural Gums		7,904,571	6,583,290	-	-
	232 Synthetic Rubber Latex; synthetic Rubber And Reclaimed Rubber		120,960	130,559	-	-
	272 Fertilizers, crude		-	-	120,000	30,000
	411 Animal Oils And Fat:		-	-	953,794	583,398
	422 Fixed Vegetable Fats And Oils Solid, crude, refined/fractioned		2,990,000	1,046,500	-	-
	431 Animal And Vegetable Oil And Fat Processed And Wax Of Animal/veg.		100,000	46,300	-	-
	522 Inorganic Chemical Elements, oxides And Halogen Salts		-	-	52,000	17,325
	635 Wood Manufactures, n.e.:		44,313	79,548	-	-
	665 Glassware		295,545	147,793	-	-
	848 Articles Of Apparel And Clothing Accessories Of Oth. Than Tex. Fab.		29,056	62,905	-	-
	Subtotal		11,770,765	8,241,597	2,994,349	1,878,723
Venezuela	075 Spices		126,000	67,735	-	-
	231 Natural Rubber Latex; natural Rubber And Similar Natural Gums		4,518,280	3,988,302	-	-
	848 Articles Of Apparel And Clothing Accessories Of Oth. Than Tex. Fab.		105,202	202,299	-	-
	Subtotal		4,749,482	4,258,336	-	-
Argentina	057 Fruit And Nut, fresh Or Dried		82,420	52,544	6,027	6,928
	081 Feeding Stuff For Animal		-	-	53,854,100	11,737,934
	231 Natural Rubber Latex; natural Rubber And Similar Natural Gums		4,860,840	4,539,676	100,140	60,584
	292 Crude Vegetable Materials, n.e.:		40,320	39,779	-	-
	335 Residual Petroleum Products, nes And Related Materials		-	-	19,970,640	4,014,098
	512 Alcohols, phenols, phenol-alcohols And Their Halogenated		20,000	15,900	-	-
	625 Rubber Tyre, tyre Cases, tyre Treads, inner Tubes And Tyre Flaps		13,756	48,368	-	-
	665 Glassware		77,000	30,888	-	-

Tabel 23. Lanjutan
Table Continued

Negara/Country	SITC	Komoditi/Commodity	Ekspor/Export		Impor/Import	
			Berat Bersih Net Weight (Kg) (4)	Nilai FOB FOB Value (US\$) (5)	Berat Bersih Net Weight (Kg) (6)	Nilai CIF CIF Value (US\$) (7)
(1)	(2)	(3)				
Brazil	679	Tubes,pipes,hollow Profile,pipe Fitting Of Iron Or Steel	-	-	20,796	30,235
	744	Mechanical Handling Equipment And Parts Thereof,n.e.s	-	-	6,020	65,001
	772	Electrical Apparatus For Making And Breaking Electrical Circuit	-	-	15,668	357,836
	848	Articles Of Apparel And Clothing Accessories Of Oth. Than Tex. Fab.	198,291	411,923	-	-
		Subtotal	5,292,627	5,139,078	73,973,391	16,272,616
	036	Crustaceans Moluscs And Aquatic Invertebrate	21,054	93,974	-	-
	057	Fruit And Nut,fresh Or Dried	350,000	216,500	-	-
	071	Coffee And Coffee Substitute:	-	-	16,200	45,993
	075	Spices	1,176,546	567,316	-	-
	081	Feeding Stuff For Animal	-	-	6,813,254	1,632,626
	098	Edible Product And Preparation	-	-	230,400	86,400
	121	Tobacco,unmanufactured;tobacco Refus	-	-	57,600	170,284
	231	Natural Rubber Latex;natural Rubber And Similar Natural Gums	26,814,242	24,737,701	-	-
	232	Synthetic Rubber Latex;synthetic Rubber And Reclaimed Rubber	100,800	97,500	-	-
	248	Wood, simply Worked And Railway Sleeper Of Wood	-	-	318,772	197,267
	251	Pulp And Waste Paper	-	-	340,278	162,814
	263	Cotton	-	-	62,814	18,604
	512	Alcohols,phenols,phenol-alcohols And Their Halogenated	20,000	14,700	-	-
	571	Polymers Of Ethylene,primary Form	-	-	198,000	102,217
	575	Other Plastics In Primary Form	-	-	49,500	30,690
	591	Disinfectants,insecticides,fungicides,etc Put In Forms	-	-	28,000	63,450
	625	Rubber Tyre,tyre Cases,tyre Treads,inner Tubes And Tyre Flans	100,800	116,928	-	-
	634	Veneers,plywood,improved Or Reconstituted Wood,worked,n.e.s	86,884	57,501	-	-
	663	Mineral Manufactures,n.e.s	-	-	29	831
	664	Glass	724,749	99,709	-	-
	665	Glassware	39,452	17,207	-	-
	679	Tubes,pipes,hollow Profile,pipe Fitting Of Iron Or Steel	-	-	1	21
	694	Nails,screws,nuts,bolts,rivets In The Like Of Iron,steel/copper	-	-	7	354
	695	Tools For Use In The Hand Or In Machine	-	-	1	37
	713	Internal Combustion Piston Engines And Part	-	-	307	4,731
716	Rotating Electric Plant And Parts Thereof,n.e.	-	-	14,760	9,673	
722	Tractors	-	-	14,592	75,183	
723	Civil Engineering And Contractor Plant And Equipment And Parts	-	-	23,159	16,870	
728	Other Machine And Equipment Specialized For Particular Industr	-	-	20,000	27,150	
743	Pumps And Compressors;fans & Blowers;centrifuges And Parts	-	-	550	11,094	
746	Ball Or Roller Bearings	-	-	72	241	
749	Non-electric Parts And Accessories Of Machinery,n.e.s	-	-	2	41	
813	Lighting Fixtures And Fitting	27,634	75,798	-	-	
848	Articles Of Apparel And Clothing Accessories Of Oth. Than Tex. Fab.	34,404	86,400	-	-	
884	Optical Goods,n.e.s	2,411	135,974	-	-	
	Subtotal	29,498,976	26,317,208	8,188,298	2,656,571	
Colombia	062	Sugar Confectioner	23,933	42,896	-	-
	231	Natural Rubber Latex;natural Rubber And Similar Natural Gums	6,888,463	6,151,221	-	-
	248	Wood, simply Worked And Railway Sleeper Of Wood	-	-	27,560	29,511
	665	Glassware	7,522	7,362	-	-
	813	Lighting Fixtures And Fitting	33,579	93,942	-	-

Tabel 23. Lanjutan
Table Continued

Negara/Country	SITC	Komoditi/Commodity	Ekspor/Export		Impor/Import	
			Berat Bersih Net Weight (Kg) (4)	Nilai FOB FOB Value (US\$) (5)	Berat Bersih Net Weight (Kg) (6)	Nilai CIF CIF Value (US\$) (7)
(1)	(2)	(3)				
Bolivia	821	Furniture And Parts Thereof	12,352	18,240	-	-
	848	Articles Of Apparel And Clothing Accessories Of Oth. Than Tex. Fab.	145,163	321,390	-	-
	893	Article,n.e.s Of Plastic:	1,684,210	3,230,001	-	-
		Subtotal	8,795,222	9,865,052	27,560	29,511
	057	Fruit And Nut,fresh Or Dried	24,000	14,880	-	-
Uruguay	522	Inorganic Chemical Elements,oxides And Halogen Salts	-	-	44,000	13,597
	848	Articles Of Apparel And Clothing Accessories Of Oth. Than Tex. Fab.	7,667	17,050	-	-
		Subtotal	31,667	31,930	44,000	13,597
	057	Fruit And Nut,fresh Or Dried	108,750	62,780	-	-
	075	Spices	7,000	6,350	-	-
Paraguay	512	Alcohols,phenols,phenol-alcohols And Their Halogenated	40,000	31,800	-	-
	625	Rubber Tyre,tyre Cases,tyre Treads,inner Tubes And Tyre Flans	26,141	42,939	-	-
	665	Glassware	52,235	26,054	-	-
	848	Articles Of Apparel And Clothing Accessories Of Oth. Than Tex. Fab.	53,777	117,794	-	-
		Subtotal	287,903	287,717	-	-
Ecuador	422	Fixed Vegetable Fats And Oils Solid,crude,refined/fractioned	62,059	39,495	-	-
		Subtotal	62,059	39,495	-	-
	081	Feeding Stuff For Animal	-	-	106,316	67,510
	422	Fixed Vegetable Fats And Oils Solid,crude,refined/fractioned	36,480	25,353	-	-
	634	Veneers,plywood,improved Or Reconstituted Wood,worked,n.e.s	23,025	18,626	-	-
Peru	665	Glassware	69,309	30,207	-	-
	848	Articles Of Apparel And Clothing Accessories Of Oth. Than Tex. Fab.	17,028	30,708	-	-
		Subtotal	145,842	104,894	106,316	67,510
	036	Crustaceans Moluscs And Aquatic Invertebrate	1,806	2,708	-	-
	057	Fruit And Nut,fresh Or Dried	-	-	1,022	1,411
	075	Spices	15,000	7,500	-	-
	081	Feeding Stuff For Animal	-	-	4,688,780	2,847,352
	231	Natural Rubber Latex;natural Rubber And Similar Natural Gums	3,648,959	3,378,027	-	-
	248	Wood,Simply Worked And Railway Sleeper Of Wood	-	-	16,785	18,668
	292	Crude Vegetable Materials,n.e.:	-	-	172,550	100,769
Guyana	411	Animal Oils And Fat:	-	-	868,146	466,660
	621	Materials Of Rubber:	13,000	21,190	-	-
	665	Glassware	255,760	104,519	-	-
	686	Zinc	-	-	22,286	18,018
	697	Household Equipment Of Base Metal,n.e.	21,502	46,166	-	-
	848	Articles Of Apparel And Clothing Accessories Of Oth. Than Tex. Fab.	57,828	123,260	-	-
		Subtotal	4,013,855	3,683,370	5,769,569	3,452,878
	634	Veneers,plywood,improved Or Reconstituted Wood,worked,n.e.s	21,643	22,523	-	-
	665	Glassware	23,133	10,311	-	-
		Subtotal	44,776	32,834	-	-
Trinidad And Tobago	848	Articles Of Apparel And Clothing Accessories Of Oth. Than Tex. Fab.	15,870	34,500	-	-
		Subtotal	15,870	34,500	-	-
Jamaica	554	Soap,cleansing And Polishing Preparatio	57,000	23,940	-	-
	848	Articles Of Apparel And Clothing Accessories Of Oth. Than Tex. Fab.	40,549	84,766	-	-

Tabel 23. Lanjutan
Table 23. Continued

Negara/Country		SITC		Ekspor/Export		Impor/Import	
				Berat Bersih Net Weight (Kg) (4)	Nilai FOB FOB Value (US\$) (5)	Berat Bersih Net Weight (Kg) (6)	Nilai CIF CIF Value (US\$) (7)
(1)	(2)	(3)	(4)	(5)	(6)	(7)	
		Subtotal	97,549	108,706	-	-	
Puerto Rico	231	Natural Rubber Latex;natural Rubber And Similar Natural Gums	303,093	255,556	-	-	
	664	Glass	237,888	76,090	-	-	
	821	Furniture And Parts Thereof	6,949	14,310	-	-	
	848	Articles Of Apparel And Clothing Accessories Of Oth. Than Tex. Fab.	17,828	34,452	-	-	
		Subtotal	565,758	380,408	-	-	
Dominican Republic	075	Spices	655,699	247,168	-	-	
	778	Electrical Machinery And Apparatus.n.e	17,000	4,043	-	-	
	848	Articles Of Apparel And Clothing Accessories Of Oth. Than Tex. Fab.	18,750	36,250	-	-	
	884	Optical Goods.n.e.s	2,620	263,556	-	-	
		Subtotal	694,069	551,017	-	-	
El Salvador	075	Spices	12,000	7,500	-	-	
	231	Natural Rubber Latex;natural Rubber And Similar Natural Gums	40,320	31,046	-	-	
	664	Glass	16,805	5,952	-	-	
	848	Articles Of Apparel And Clothing Accessories Of Oth. Than Tex. Fab.	62,261	133,075	-	-	
		Subtotal	131,386	177,573	-	-	
Costa Rica	034	Fish,fresh,chilled Or Frozer	367	6,331	-	-	
	231	Natural Rubber Latex;natural Rubber And Similar Natural Gums	100,800	83,662	-	-	
	422	Fixed Vegetable Fats And Oils Solid,crude,refined/fractioned	168,000	87,200	-	-	
	665	Glassware	17,939	7,322	-	-	
	821	Furniture And Parts Thereof	3,197	23,197	-	-	
	848	Articles Of Apparel And Clothing Accessories Of Oth. Than Tex. Fab.	105,242	220,970	-	-	
		Subtotal	395,545	428,682	-	-	
Barbados	848	Articles Of Apparel And Clothing Accessories Of Oth. Than Tex. Fab.	8,072	18,550	-	-	
		Subtotal	8,072	18,550	-	-	
Antigua And Barbuda	057	Fruit And Nut,fresh Or Dried	748,758	354,540	-	-	
	075	Spices	17,000	11,410	-	-	
	635	Wood Manufactures.n.e.s	18,000	4,411	-	-	
		Subtotal	783,758	370,361	-	-	
Falkland Islands	231	Natural Rubber Latex;natural Rubber And Similar Natural Gums	20,160	18,547	-	-	
		Subtotal	20,160	18,547	-	-	
French Guiana	248	Wood, simply Worked And Railway Sleeper Of Wood	18,899	34,263	-	-	
	634	Veneers,plywood,improved Or Reconstituted Wood,worked.n.e.s	15,235	16,319	-	-	
		Subtotal	34,134	50,582	-	-	
French Polynesia	231	Natural Rubber Latex;natural Rubber And Similar Natural Gums	100,800	88,200	-	-	
	245	Fuel Wood And Wood Charcoa	8,110	1,824	-	-	
		Subtotal	108,910	90,024	-	-	
Greenland	036	Crustaceans Moluscs And Aquatic Invertebrate	-	-	194,404	97,591	
		Subtotal	-	-	194,404	97,591	
Netherlands Antilles	511	Hydrocarbon,n.e.s And Their Halogenated,nitrated Derivatives	-	-	13,920	23,788	
	629	Articles Of Rubber.n.e.s	-	-	995	716	
	664	Glass	20,107	7,493	-	-	

Tabel 23. Lanjutan
Table Continued

Negara/Country		Ekspor/Export		Impor/Import	
SITC	Komoditi/Commodity	Berat Bersih Net Weight (Kg)	Nilai FOB FOB Value (US\$)	Berat Bersih Net Weight (Kg)	Nilai CIF CIF Value (US\$)
(1)	(2)	(4)	(5)	(6)	(7)
	679 Tubes, pipes, hollow Profile, pipe Fitting Of Iron Or Steel	-	-	841	279
	694 Nails, screws, nuts, bolts, rivets In The Like Of Iron, steel/copper	-	-	17,214	4,818
	699 Manufactures Of Base Metal N.e.	-	-	604	200
	744 Mechanical Handling Equipment And Parts Thereof, n.e.s	-	-	698	231
	764 Telecommunication Equipment N.e.s And Part	-	-	40	46
	Subtotal	20,107	7,493	34,312	30,078
Turks And Caicos Islands					
	231 Natural Rubber Latex; natural Rubber And Similar Natural Gums	80,640	81,599	-	-
	Subtotal	80,640	81,599	-	-
United Kingdom					
	001 Live Animals Other Than Fish	923	1,384	-	-
	034 Fish, fresh, chilled Or Frozen	20,600	64,443	-	-
	036 Crustaceans Moluscs And Aquatic Invertebrate	163,449	1,049,004	-	-
	054 Vegetables, fresh Chilled, frozen Or Simply Preserved	-	-	106,000	29,880
	057 Fruit And Nut, fresh Or Dried	2,970	13,504	-	-
	058 Fruit, preserved And Fruit Preparation	18,210	8,900	-	-
	059 Fruit Juices And Vegetable Juice	-	-	6,311	71,468
	061 Sugar, molasses And Honey	-	-	3,316,500	1,031,682
	071 Coffee And Coffee Substitute:	709,745	1,393,767	17,935	39,293
	072 Cocoa	100,000	175,480	-	-
	073 Chocolate And Other Food Preparations Containing Cocoa N.e.s	8,715	17,245	-	-
	074 Tea And Mate	1,264,500	1,144,434	-	-
	075 Spices	116,197	59,782	-	-
	081 Feeding Stuff For Animal	38,023	760	-	-
	211 Hides And Skins, raw	7,336	15,396	-	-
	231 Natural Rubber Latex; natural Rubber And Similar Natural Gums	12,292,236	10,490,626	-	-
	232 Synthetic Rubber Latex; synthetic Rubber And Reclaimed Rubber	-	-	16,800	15,960
	245 Fuel Wood And Wood Charcoal	554,548	97,122	-	-
	248 Wood, simply Worked And Railway Sleeper Of Wood	121,597	174,608	-	-
	269 Old Clothing And Other Old Textile Articles; rag	174	750	-	-
	278 Other Crude Minerals	-	-	1,131,589	159,570
	283 Copper Ores And Concentrate	30,760	4,725	-	-
	292 Crude Vegetable Materials, n.e.s.	30,676	193,685	5	251
	422 Fixed Vegetable Fats And Oils Solid, crude, refined/fractioned	5,225,736	2,198,080	-	-
	511 Hydrocarbon, n.e.s And Their Halogenated, nitrated Derivatives	24,400	18,043	-	-
	512 Alcohols, phenols, phenol-alcohols And Their Halogenated	60,000	58,800	-	-
	515 Organo-inorganic And Heterocyclic Compounds	-	-	435,138	2,523,368
	522 Inorganic Chemical Elements, oxides And Halogen Salts	-	-	48,000	12,048
	533 Pigments, paints, varnishes And Related Material	-	-	716	4,135
	551 Essential Oils, perfume And Flavour Material	161,753	2,359,203	-	-
	554 Soap, cleansing And Polishing Preparation	-	-	10,000	24,101
	575 Other Plastics In Primary Form	-	-	15,000	12,750
	581 Tubes, pipes And Hoses Of Plastic	-	-	3,376	38,593
	592 Starches, inulin And Wheat Gluten Albuminoidal Substances; glues	-	-	857	1,884
	597 Additive For Mineral Oil:	-	-	73,956	84,185
	598 Miscellaneous Chemical Products, n.e.	252,000	184,810	32,985	28,786
	621 Materials Of Rubber:	-	-	30,162	74,632
	625 Rubber Tyre, tyre Cases, tyre Treads, inner Tubes And Tyre Flaps	565,880	864,637	63	324
	629 Articles Of Rubber, n.e.s.	-	-	8,879	44,143
	634 Veneers, plywood, improved Or Reconstituted Wood, worked, n.e.s.	16,465,589	9,114,722	-	-
	635 Wood Manufactures, n.e.s.	9,263,583	10,253,344	-	-

Tabel 23. Lanjutan
Table Continued

Negara/Country		Ekspor/Export		Impor/Import	
SITC	Komoditi/Commodity	Berat Bersih Net Weight (Kg)	Nilai FOB FOB Value (US\$)	Berat Bersih Net Weight (Kg)	Nilai CIF CIF Value (US\$)
(1)	(2)	(4)	(5)	(6)	(7)
642	Paper And Paperboard Cut To Size Or Shape And Articles Of Paper	48	132	10	1,078
657	Special Yarns,textile Fabric:	-	-	32,883	39,568
661	Lime,cement And Fabricated Construction Materials	-	-	128,780	37,748
662	Clay Construction Materials And Refractory Construction Materials	-	-	87,857	183,017
663	Mineral Manufactures.n.e.:	-	-	17,458	19,071
664	Glass	-	-	99	2,309
665	Glassware	73,608	42,387	316	3,393
671	Pig Iron,spiegeleisen,sponge Iron,ferro-alloy	-	-	32,460	55,586
673	Flat Rolled Products Not Clac	-	-	167,678	87,933
675	Flat Rolled Product,alloy Stee	-	-	3,114	14,630
676	Iron And Steel Bar,rods,angels,shaped And Sections	-	-	29,650	18,475
678	Wire Of Iron Or Stee	-	-	1,210	5,687
679	Tubes,pipes,hollow Profile,pipe Fitting Of Iron Or Steel	-	-	25,922	206,756
682	Copper	-	-	49	72
684	Alumunium	-	-	2,146	42,531
692	Metal Containers For Storage And Transpo	-	-	11	182
693	Wire Product And Fencing Grill	-	-	1,472	8,114
694	Nails,screws,nuts,bolts,rivets In The Like Of Iron,steel/copper	-	-	1,719	8,487
695	Tools For Use In The Hand Or In Machine	-	-	5,625	7,687
699	Manufactures Of Base Metal N.e.	-	-	53,158	296,927
711	Steam And Other Vapour Generating Boilers And Parts	-	-	10	300
712	Steam Or Oth Gen.boilers & Part	-	-	539	11,782
713	Internal Combustion Piston Engines And Part	-	-	1,422	36,041
714	Engines And Motors,non-electric,parts N.e.	-	-	44	2,634
716	Rotating Electric Plant And Parts Thereof,n.e	-	-	78,228	660,198
718	Other Power Generating Machinery And Parts Thereof,n.e.s	-	-	13	737
721	Agricultural Machinery And Part	-	-	27,786	299,310
723	Civil Engineering And Contractor Plant And Equipment And Parts	-	-	56,967	273,406
726	Printing And Bookbinding Machinery And Parts Thereof,n.e.s	-	-	26,700	21,484
727	Food-processing Machines And Parts Thereof,n.e.s	-	-	674	7,502
728	Other Machine And Equipment Specialized For Particular Industr	-	-	9,860	38,463
731	Machine-tools By Removing Meta	-	-	1	13
733	Machine-tool For Working Meta	-	-	690	22,809
741	Heating And Cooling Equipment And Parts Thereof,n.e.s	-	-	3,629	41,844
742	Pumps For Liquid And Part	-	-	409	12,373
743	Pumps And Compressors;fans & Blowers;centrifuges And Parts	-	-	1,551	40,092
744	Mechanical Handling Equipment And Parts Thereof,n.e.s	-	-	43	3,214
745	Other Non-electical Machinery,tools And Mechanical Apparatus	-	-	2,567	73,423
746	Ball Or Roller Bearings	-	-	210	1,794
747	Taps,cocks,valves For Pipe	-	-	9,578	143,793
748	Transmission Shafts And Crank	-	-	228,747	884,733
749	Non-electric Parts And Accessories Of Machinery,n.e.s	-	-	453	7,894
771	Electric Power Machinery & Part	-	-	5	264
772	Electrical Apparatus For Making And Breaking Electrical Circuit	-	-	910	2,679
773	Equipment For Distributing Electricit	-	-	1,187	10,809
778	Electrical Machinery And Apparatus,n.e	-	-	665	10,133
812	Sanitary,plumbing,heating And Lighting Fixtures And Fittings	-	-	10	1,311
813	Lighting Fixtures And Fitting	7,254	25,409	-	-
821	Furniture And Parts Thereof	1,401,036	3,003,656	-	-

Tabel 23. Lanjutan
Table Continued

Negara/Country		Ekspor/Export		Impor/Import	
SITC	Komoditi/Commodity	Berat Bersih Net Weight (Kg)	Nilai FOB FOB Value (US\$)	Berat Bersih Net Weight (Kg)	Nilai CIF CIF Value (US\$)
(1)	(2)	(4)	(5)	(6)	(7)
	841 Men's Coats,jacket,not Knitted	1,505	30,664	-	-
	842 Women's Coats,jacket,not Knitted	26,195	92,225	-	-
	846 Clothing Accessories Of Textiles Fabric	1,982	12,499	-	-
	848 Articles Of Apparel And Clothing Accessories Of Oth. Than Tex. Fab.	382,525	825,650	-	-
	873 Meters And Counters, Nes	-	-	49	376
	874 Measuring, Checking, Analysing And Controlling Instrument And App.	-	-	1,364	53,368
	884 Optical Goods,n.e.s	2,219	37,313	-	-
	892 Printed Matter	100,800	116,928	-	-
	893 Article,n.e.s Of Plastic:	-	-	469	1,429
	899 Other Miscellaneous Manufactured Articles.n.e.	75,477	212,239	-	-
	Subtotal	49,572,249	44,356,356	6,300,669	7,900,512
Netherlands	012 Other Meat,other Edible Meat Offal,fresh,chilled Or Frozen	278,784	1,057,741	-	-
	025 Eggs,birds And Egg Yolks Fresh,dried Or Otherwise Preserved	-	-	2,000	16,281
	034 Fish,fresh,chilled Or Frozer	28,543	107,359	-	-
	036 Crustaceans Moluscs And Aquatic Invertebrate	402,542	3,094,445	-	-
	054 Vegetables,fresh Chilled,frozen Or Simply Preserved	11,841	79,252	-	-
	056 Vegetables,roots And Tubers,prepared Or Preserved N.e.s	-	-	19,668	11,942
	057 Fruit And Nut,fresh Or Dried	86,784	35,834	-	-
	058 Fruit,preserved And Fruit Preparation	150,378	10,304	-	-
	059 Fruit Juices And Vegetable Juic	149,760	171,021	-	-
	061 Sugar,molasses And Hone	-	-	374,000	123,420
	071 Coffee And Coffee Substitute:	531,820	990,115	-	-
	072 Cocoa	420,000	1,223,069	-	-
	074 Tea And Mate	1,209,120	1,054,096	-	-
	075 Spices	1,764,814	988,018	-	-
	081 Feeding Stuff For Animal	370,966,038	20,797,468	272,560	171,468
	098 Edible Product And Preparation	27,520	82,196	719,000	1,549,743
	223 Oil Seeds Use For Extraction Of Other Fixed Vegetable Oils	6,575,662	527,268	-	-
	231 Natural Rubber Latex;natural Rubber And Similar Natural Gums	2,985,955	2,648,414	-	-
	232 Synthetic Rubber Latex;synthetic Rubber And Reclaimed Rubber	-	-	525	10,467
	245 Fuel Wood And Wood Charcoa	20,000	20,685	-	-
	248 Wood,Simply Worked And Railway Sleeper Of Wood	1,399,927	1,123,256	24,000	16,224
	269 Old Clothing And Other Old Textile Articles:rag	-	-	1,100	1,031
	277 Natural Abrasives,n.e.s	1,250,000	45,334	-	-
	292 Crude Vegetable Materials,n.e.s	324,466	669,322	-	-
	422 Fixed Vegetable Fats And Oils Solid,crude,refined/fractioned	284,022,298	108,995,864	-	-
	431 Animal And Vegetable Oil And Fat Processed And Wax Of Animal/veg	4,839,340	1,464,111	-	-
	512 Alcohols,phenols,phenol-alcohols And Their Halogenated	-	-	2,000	72,000
	513 Carboxylic Acids,and Their Anhydrides,halides,peroxides	532,000	235,320	58,778	53,088
	514 Nitrogen-function Compound	-	-	11,173	10,334
	515 Organo-inorganic And Heterocyclic Compound	-	-	71,132	103,245
	522 Inorganic Chemical Elements,oxides And Halogen Salts	42,805	84,010	18,653	48,226
	523 Metallic Salts And Peroxysalt	-	-	599,500	224,125
	532 Dyeing And Tanning Extracts,and Synthetic Tanning Materials	-	-	1,257	2,740
	533 Pigments,paints,varnishes And Related Material	-	-	3,544	25,152
	551 Essential Oils,perfume And Flavour Material	40,383	794,278	-	-
	562 Fertilizers,manufacturec	-	-	575,651	168,807
	575 Other Plastics In Primary Form	-	-	49,850	34,645
	582 Plates,sheets,film Of Plastic:	-	-	256	2,504
	592 Starches,inulin And Wheat Gluten Albuminoidal Substances:glue:	-	-	50,655	58,428

Tabel 23. Lanjutan
Table Continued

Negara/Country		Ekspor/Export		Impor/Import	
SITC	Komoditi/Commodity	Berat Bersih Net Weight (Kg)	Nilai FOB FOB Value (US\$)	Berat Bersih Net Weight (Kg)	Nilai CIF CIF Value (US\$)
(1)	(2)	(4)	(5)	(6)	(7)
	597 Additive For Mineral Oil:	-	-	10,636	11,519
	598 Miscellaneous Chemical Products,n.e.	968,198	681,208	45,501	117,939
	625 Rubber Tyre,tyre Cases,tyre Treads,inner Tubes And Tyre Flans	142,382	330,679	-	-
	629 Articles Of Rubber,n.e.:	-	-	471	9,916
	634 Veneers,plywood,improved Or Reconstituted Wood,worked,n.e.s	15,151,909	12,220,032	3,069	3,764
	635 Wood Manufactures,n.e.:	11,417,015	8,146,218	39,976	7,838
	642 Paper And Paperboard Cut To Size Or Shape And Articles Of Paper	7,441	11,186	-	-
	651 Tetile Yarn	950	1,235	-	-
	658 Made-up Articles,wholly Or Chiefly Of Textile Materials N.e.s	7,962	70,116	-	-
	663 Mineral Manufactures,n.e.:	-	-	22,266	50,583
	665 Glassware	52,600	23,128	-	-
	666 Pottery	186	336	-	-
	679 Tubes,pipes,hollow Profile,pipe Fitting Of Iron Or Steel	-	-	2,200	26,423
	686 Zinc	490	997	-	-
	691 Structures And Parts Of Iron,steel Or Aluminium	-	-	10,000	4,012
	693 Wire Product And Fencing Grill	-	-	1	21
	694 Nails,screws,nuts,bolts,rivets In The Like Of Iron,steel/copper	-	-	3,758	9,854
	699 Manufactures Of Base Metal N.e.	-	-	3,665	11,288
	721 Agricultural Machinery And Part	-	-	39,873	302,001
	725 Paper Mill And Pulp Mill Machinery,paper Cutting Machine	-	-	113	2,678
	726 Printing And Bookbinding Machinery And Parts Thereof,n.e.s	-	-	918	691
	727 Food-processing Machines And Parts Thereof,n.e.s	-	-	5,528	10,770
	743 Pumps And Compressors;fans & Blowers;centrifuges And Parts	-	-	3,761	118,661
	744 Mechanical Handling Equipment And Parts Thereof,n.e.s	-	-	223	1,218
	747 Taps,cocks,valves For Pipe:	-	-	51,219	79,370
	749 Non-electric Parts And Accessories Of Machinery,n.e.s	-	-	337	502
	772 Electrical Apparatus For Making And Breaking Electrical Circuit	13,369	192,124	11,865	25,069
	773 Equipment For Distributing Electricit	-	-	6,246	17,476
	776 Thermionic,cold Cathode And Photo-cathode Valves And Tubes	25,291	66,907	-	-
	778 Electrical Machinery And Apparatus,n.e	93,270	1,354,384	20,517	48,303
	785 Motorcycles,motor Scooters,and Other Cycles Motorized And Non-mt	1,865	3,370	-	-
	813 Lighting Fixtures And Fitting	4,823	3,193	720	935
	821 Furniture And Parts Thereof	2,232,265	2,093,205	-	-
	841 Men's Coats,jacket,not Knitted	2,239	41,684	-	-
	844 Women's Coats, Jacket, Knitted	166	9,141	-	-
	845 Articles Of Apparel, Ne:	801	31,430	-	-
	848 Articles Of Apparel And Clothing Accessories Of Oth. Than Tex. Fab.	493,841	1,154,858	-	-
	874 Measuring, Checking, Analysing And Controlling Instrument And App.	-	-	141	923
	881 Photographic Apparatus And Equipment, Ne	1,082	7,086	-	-
	892 Printed Matter	-	-	383	831
	893 Article,n.e.s Of Plastic:	145	5,300	274,763	118,263
	899 Other Miscellaneous Manufactured Articles.n.e.	31,592	70,676	-	-
	921 Export For Pebt	53,560	122,029	-	-
	Subtotal	708,764,222	172,939,302	3,413,452	3,684,718
France	012 Other Meat,other Edible Meat Offal,fresh,chilled Or Frozen	141,426	506,805	-	-
	034 Fish,fresh,chilled Or Frozer	162,117	232,755	-	-
	036 Crustaceans Moluscs And Aquatic Invertebrate	728,876	4,577,012	-	-

Tabel 23. Lanjutan
Table Continued

Negara/Country		Ekspor/Export		Impor/Import	
SITC	Komoditi/Commodity	Berat Bersih Net Weight (Kg)	Nilai FOB FOB Value (US\$)	Berat Bersih Net Weight (Kg)	Nilai CIF CIF Value (US\$)
(1)	(2)	(4)	(5)	(6)	(7)
056	Vegetables,roots And Tubers,prepared Or Preserved N.e.s	-	-	36,656	8,289
057	Fruit And Nut,fresh Or Dried	25,000	16,250	102,916	48,096
071	Coffee And Coffee Substitute:	144,000	82,620	-	-
072	Cocoa	2,544,540	2,009,079	-	-
075	Spices	282,098	158,004	-	-
081	Feeding Stuff For Animal	10,537,000	603,850	130,000	268,300
098	Edible Product And Preparation	-	-	138,900	548,663
231	Natural Rubber Latex;natural Rubber And Similar Natural Gums	11,545,153	11,085,810	-	-
232	Synthetic Rubber Latex;synthetic Rubber And Reclaimed Rubber	64,260	62,467	44,695	22,362
248	Wood, simply Worked And Railway Sleeper Of Wood	65,103	52,378	-	-
292	Crude Vegetable Materials,n.e.s.	14,195	142,504	-	-
512	Alcohols,phenols,phenol-alcohols And Their Halogenated	16,000	30,208	42	12,283
513	Carboxylic Acids,and Their Anhydrides,halides,peroxides	-	-	37	268
514	Nitrogen-function Compound	-	-	5,362	180,136
515	Organo-inorganic And Heterocyclic Compound	-	-	239,200	1,124,494
516	Other Organic Chemical	-	-	1,867	8,451
522	Inorganic Chemical Elements,oxides And Halogen Salts	9,239	38,188	10,588	40,877
523	Metallic Salts And Peroxysalt	-	-	20,000	12,416
551	Essential Oils,perfume And Flavour Material	188,709	3,388,364	-	-
554	Soap,cleansing And Polishing Preparatio	340,000	85,446	10,240	96,768
562	Fertilizers,manufacturec	-	-	48,000	16,440
571	Polymers Of Ethylene,primary Form	-	-	34,000	24,140
574	Poliacetals,polycarbon,primar	-	-	3,205	4,522
575	Other Plastics In Primary Form	-	-	6,750	16,298
591	Disinfectants,insecticides,fungicides,etc Put In Forms	-	-	28,638	25,439
592	Starches,inulin And Wheat Gluten Albuminoidal Substances;glues	-	-	180,000	148,680
597	Additive For Mineral Oil:	-	-	35,097	38,839
598	Miscellaneous Chemical Products,n.e.	44,000	32,648	52,640	179,976
611	Leather	105	3,850	-	-
621	Materials Of Rubber:	-	-	2	108
625	Rubber Tyre,tyre Cases,tyre Treads,inner Tubes And Tyre Flans	159,135	259,663	-	-
629	Articles Of Rubber,n.e.s.	-	-	77	13,976
634	Veneers,plywood,improved Or Reconstituted Wood,worked,n.e.s	1,341,671	849,654	-	-
635	Wood Manufactures,n.e.s.	652,657	569,967	-	-
642	Paper And Paperboard Cut To Size Or Shape And Articles Of Paper	25	50	-	-
657	Special Yarns,textile Fabric:	-	-	657	24,781
665	Glassware	9,710	3,531	6,090	2,792
676	Iron And Steel Bar,rods,angels,shaped And Sections	-	-	318	1,979
679	Tubes,pipes,hollow Profile,pipe Fitting Of Iron Or Steel	-	-	1,117	975
694	Nails,screws,nuts,bolts,rivets In The Like Of Iron,steel/copper	-	-	7,465	25,971
713	Internal Combustion Piston Engines And Part	-	-	63	3,462
716	Rotating Electric Plant And Parts Thereof,n.e	-	-	90	871
718	Other Power Generating Machinery And Parts Thereof,n.e.s	-	-	8,000	59,094
723	Civil Engineering And Contractor Plant And Equipment And Parts	-	-	21	521
725	Paper Mill And Pulp Mill Machinery,paper Cutting Machine	169	9,308	48,776	728,809
728	Other Machine And Equipment Specialized For Particular Industr	-	-	36,165	740,264
737	Metal Working Machinery And Part	-	-	564	14,033
741	Heating And Cooling Equipment And Parts Thereof,n.e.s	-	-	6,767	72,530

Tabel 23. Lanjutan
Table Continued

Negara/Country		Ekspor/Export		Impor/Import	
SITC	Komoditi/Commodity	Berat Bersih Net Weight (Kg)	Nilai FOB FOB Value (US\$)	Berat Bersih Net Weight (Kg)	Nilai CIF CIF Value (US\$)
(1)	(2)	(4)	(5)	(6)	(7)
	742 Pumps For Liquid And Part	-	-	712	13,684
	743 Pumps And Compressors;fans & Blowers;centrifuges And Parts	-	-	3	87
	744 Mechanical Handling Equipment And Parts Thereof,n.e.s	-	-	21,280	145,742
	745 Other Non-electical Machinery,tools And Mechanical Apparatus	247	15,913	1,002	26,247
	746 Ball Or Roller Bearings	-	-	44	1,470
	747 Taps,cocks,valves For Pipe	-	-	285	4,407
	749 Non-electric Parts And Accessories Of Machinery,n.e.s	-	-	295	16,394
	764 Telecommunication Equipment N.e.s And Part	-	-	5,140	1,905,106
	771 Electric Power Machinery & Part	-	-	2,315	85,870
	772 Electrical Apparatus For Making And Breaking Electrical Circuit	-	-	5,871	127,037
	778 Electrical Machinery And Apparatus,n.e	-	-	14	1,552
	821 Furniture And Parts Thereof	120,223	268,166	-	-
	841 Men's Coats,jacket,not Knitted	177	6,507	-	-
	842 Women's Coats,jacket,not Knitted	222	7,053	-	-
	845 Articles Of Apparel, Ne:	89	1,351	-	-
	846 Clothing Accessories Of Textiles Fabric	91	798	-	-
	848 Articles Of Apparel And Clothing Accessories Of Oth. Than Tex. Fab.	611,565	1,238,187	-	-
	874 Measuring, Checking, Analysing And Controlling Instrument And App.	-	-	39	1,338
	893 Article,n.e.s Of Plastic:	-	-	5,480	14,664
	899 Other Miscellaneous Manufactured Articles.n.e.	15,098	47,699	-	-
	Subtotal	29,762,900	26,386,085	1,287,485	6,859,501
Germany	022 Milk And Cream And Milk Products Other Than Butter Or Cheese	-	-	16,500	7,734
	034 Fish,fresh,chilled Or Frozen	44,608	207,505	-	-
	036 Crustaceans Molluscs And Aquatic Invertebrate	82,099	555,142	-	-
	048 Cereal Preparations And Preparations Of Flours/starch Of Fruit	-	-	9,400	3,589
	057 Fruit And Nut,fresh Or Dried	266,600	146,240	-	-
	071 Coffee And Coffee Substitute:	3,182,056	5,589,689	-	-
	072 Cocoa	50,000	75,100	-	-
	074 Tea And Mate	2,097,008	1,716,093	-	-
	075 Spices	921,253	587,181	-	-
	081 Feeding Stuff For Animal	12,985,001	565,712	59,000	18,944
	091 Margarine And Shortenin:	-	-	100	920
	098 Edible Product And Preparation	500	2,545	5,250	58,242
	121 Tobacco,unmanufactured;tobacco Refus	97,375	1,892,573	-	-
	231 Natural Rubber Latex;natural Rubber And Similar Natural Gums	5,836,594	5,148,009	-	-
	232 Synthetic Rubber Latex;synthetic Rubber And Reclaimed Rubber	-	-	30,274	19,230
	246 Wood In Chips Or Particles And Waste	322	134	-	-
	247 Wood In The Rough Or Roughly Square	-	-	239,660	39,078
	248 Wood,Simply Worked And Railway Sleeper Of Wood	1,306,938	654,883	119,400	97,255
	251 Pulp And Waste Paper:	-	-	12,480	18,323
	269 Old Clothing And Other Old Textile Articles;rag	1,500	1,500	-	-
	272 Fertilizers,crude	-	-	793	632
	278 Other Crude Minerals	-	-	35,473,814	3,297,829
	284 Nickel Ores And Concentrate	-	-	226	16,618
	287 Ores And Concentrates Of Base Metals,n.e.	-	-	23,000	14,214
	288 Non-ferrous Base Metal Waste And Scrap. N.e.:	15,600	624	-	-
	292 Crude Vegetable Materials,n.e.:	50,383	223,622	-	-
	335 Residual Petroleum Products,nes And Related Materials	-	-	19,046	60,836
	422 Fixed Vegetable Fats And Oils Solid,crude,refined/fractioned	79,513,819	30,674,312	-	-
	431 Animal And Vegetable Oil And Fat Processed And Wax Of Animal/veg	249,700	323,698	-	-
	511 Hydrocarbon,n.e.s And Their Halogenated,nitrated Derivatives	-	-	117	225

Tabel 23. Lanjutan
Table Continued

Negara/Country		Ekspor/Export		Impor/Import	
SITC	Komoditi/Commodity	Berat Bersih Net Weight (Kg)	Nilai FOB FOB Value (US\$)	Berat Bersih Net Weight (Kg)	Nilai CIF CIF Value (US\$)
(1)	(2)	(4)	(5)	(6)	(7)
512	Alcohols,phenols,phenol-alcohols And Their Halogenated	-	-	92,348	240,583
513	Carboxylic Acids,and Their Anhydrides,halides,peroxides	-	-	421,235	137,909
514	Nitrogen-function Compound	55,197	83,956	145,033	477,127
515	Organo-inorganic And Heterocyclic Compound	-	-	34,291	80,564
516	Other Organic Chemical	-	-	1,532	1,228
522	Inorganic Chemical Elements,oxides And Halogen Salts	-	-	146,982	139,066
523	Metallic Salts And Peroxysalt	-	-	506,385	253,004
531	Synthetic Org.colouring Matte	-	-	60	587
532	Dyeing And Tanning Extracts,and Synthetic Tanning Materials	-	-	4,346	11,877
533	Pigments,paints,varnishes And Related Material	-	-	100,606	242,016
542	Medicaments Incl.veterinari Med	11,620	7,927	-	-
551	Essential Oils,perfume And Flavour Material	44,357	788,357	2,000	71,279
554	Soap,cleansing And Polishing Preparatio	-	-	27,619	92,223
562	Fertilizers,manufacturec	-	-	38,862,201	4,926,521
574	Poliacetals,polycarbon,primar	-	-	3,591	11,377
575	Other Plastics In Primary Form	-	-	18,986	75,930
581	Tubes,pipes And Hoses Of Plasti	-	-	21	315
582	Plates,sheets,film Of Plastic:	33	110	93	994
592	Starches,inulin And Wheat Gluten Albuminoidal Substances;glues	14	47	154,769	188,197
597	Additive For Mineral Oil:	-	-	132,800	68,384
598	Miscellaneous Chemical Products,n.e.	44,000	31,504	105,685	297,304
621	Materials Of Rubbe:	-	-	280	11,545
625	Rubber Tyre,tyre Cases,tyre Treads,inner Tubes And Tyre Flans	112,744	206,155	676	3,087
629	Articles Of Rubber,n.e.:	-	-	10,763	281,610
634	Veneers,plywood,improved Or Reconstituted Wood,worked,n.e.:	17,709,226	12,700,465	403	308
635	Wood Manufactures,n.e.:	2,563,303	2,426,616	10,473	3,335
641	Paper And Paperboard	7	4	600,624	1,178,502
642	Paper And Paperboard Cut To Size Or Shape And Articles Of Paper	862	2,808	54	578
651	Tetile Yarn	-	-	86	1,818
657	Special Yarns,textile Fabric:	-	-	3,680	97,900
661	Lime,cement And Fabricated Construction Materials	-	-	26	401
662	Clay Construction Materials And Refractory Construction Materials	-	-	816,342	634,079
663	Mineral Manufactures,n.e.:	-	-	8,904	33,449
664	Glass	-	-	12,097	6,884
665	Glassware	89,808	55,263	123	233
673	Flat Rolled Products Not Clac	-	-	4,334	3,174
675	Flat Rolled Product,alloy Stee	-	-	260,640	140,789
676	Iron And Steel Bar,rods,angels,shaped And Sections	-	-	90,631	50,544
679	Tubes,pipes,hollow Profile,pipe Fitting Of Iron Or Steel	-	-	419,562	508,145
682	Copper	203,173	79,290	2,368	8,523
684	Alumunium	50	166	-	-
687	Tin	-	-	6	60
689	Miscellaneous Non-ferrous Base Metals Employed In Metallurev	-	-	1,400	22,163
692	Metal Containers For Storage And Transpo:	-	-	8,065	13,790
693	Wire Product And Fencing Grill	-	-	5,211	11,126
694	Nails,screws,nuts,bolts,rivets In The Like Of Iron,steel/copper	-	-	16,125	13,944
695	Tools For Use In The Hand Or In Machine	-	-	9,007	46,165
696	Cutlery	-	-	159	12,275
699	Manufactures Of Base Metal N.e.	-	-	6,949	72,817
711	Steam And Other Vapour Generating Boilers And Parts	54,000	112,509	110,393	492,875
712	Steam Or Oth Gen.boilers & Part	-	-	36,900	650,988
713	Internal Combustion Piston Engines And Part	-	-	691	4,584
714	Engines And Motors.non-electric,parts N.e.	-	-	5,132	124,357

Tabel 23. Lanjutan
Table Continued

Negara/Country		Ekspor/Export		Impor/Import	
SITC	Komoditi/Commodity	Berat Bersih Net Weight (Kg)	Nilai FOB FOB Value (US\$)	Berat Bersih Net Weight (Kg)	Nilai CIF CIF Value (US\$)
(1)	(2)	(4)	(5)	(6)	(7)
716	Rotating Electric Plant And Parts Thereof,n.e	-	-	117,040	1,013,890
718	Other Power Generating Machinery And Parts Thereof,n.e.s	-	-	10,549	101,750
721	Agricultural Machinery And Part	-	-	155,518	360,730
723	Civil Engineering And Contractor Plant And Equipment And Parts	-	-	9,935	174,180
724	Textile And Leather Machinery,and Parts Thereof.n.e.s	-	-	1	256
725	Paper Mill And Pulp Mill Machinery,paper Cutting Machine	-	-	16,573	6,569
726	Printing And Bookbinding Machinery And Parts Thereof,n.e.s	-	-	29,189	29,967
727	Food-processing Machines And Parts Thereof,n.e.s	-	-	188,105	657,949
728	Other Machine And Equipment Specialized For Particular Industrv	-	-	36,068	731,822
731	Machine-tools By Removing Meta	-	-	26,462	135,382
737	Metal Working Machinery And Pa	-	-	43,018	127,356
741	Heating And Cooling Equipment And Parts Thereof,n.e.s	-	-	41,728	786,128
742	Pumps For Liquid And Part	-	-	11,535	268,567
743	Pumps And Compressors;fans & Blowers;centrifuges And Parts	-	-	78,828	1,390,825
744	Mechanical Handling Equipment And Parts Thereof,n.e.s	-	-	88,899	115,665
745	Other Non-electical Machinery,tools And Mechanical Apparatus	191	621	4,485	144,104
746	Ball Or Roller Bearing	-	-	1,513	57,527
747	Taps,cocks,valves For Pipe	-	-	20,763	265,229
748	Transmission Shafts And Crank	-	-	50,722	343,078
749	Non-electric Parts And Accessories Of Machinery,n.e.s	-	-	2,628	39,451
751	Office Machines	-	-	256	2,151
752	Automatic Data Processing Machines And Units Thereof	-	-	73	7,550
759	Parts,n.e.s Of And Accessories For Machine Heading 751 Or 752	-	-	24	1,438
771	Electric Power Machinery & Part	-	-	324	5,859
772	Electrical Apparatus For Making And Breaking Electrical Circuit	-	-	9,563	26,874
773	Equipment For Distributing Electricit	-	-	69,666	62,869
778	Electrical Machinery And Apparatus,n.e	-	-	934,356	2,491,718
784	Parts And Accessories,n.e.s Of The Motor Vehicles	-	-	3	303
786	Trailer And Other-vehicle,not Motorize	-	-	302	1,376
791	Railway Vehicles And Associated Equipmer	-	-	6,840	108,000
812	Sanitary,plumbing,heating And Lighting Fixtures And Fittings	-	-	112,260	408,046
813	Lighting Fixtures And Fitting	19,707	70,675	-	-
821	Furniture And Parts Thereof	74,481	137,719	172	2,471
841	Men's Coats,jacket,not Knitted	2	10,579	-	-
845	Articles Of Apparel, Ne:	19,319	32,908	-	-
848	Articles Of Apparel And Clothing Accessories Of Oth. Than Tex. Fab.	1,829,360	4,967,616	-	-
851	Footwear	457	4,599	-	-
873	Meters And Counters, Ne:	-	-	988	25,961
874	Measuring, Checking, Analysing And Controlling Instrument And App.	-	-	5,446	143,088
884	Optical Goods,n.e.s:	16,527	28,048	-	-
892	Printed Matter	1	1	2	48
893	Article,n.e.s Of Plastic:	2,519	5,267	1,977	3,900
895	Office And Stationery Supplies N.e.	280	2,560	46	70
896	Works Of Art,collectors Pieces And Antique	22	12	-	-
899	Other Miscellaneous Manufactured Articles,n.e.	21,934	59,131	709	931
921	Export For Pebl	17,100	31,635	-	-
	Subtotal	129,591,650	70,211,110	81,288,313	25,443,280

Austria

Tabel 23. Lanjutan
Table Continued

Negara/Country		Ekspor/Export		Impor/Import	
SITC	Komoditi/Commodity	Berat Bersih Net Weight (Kg)	Nilai FOB FOB Value (US\$)	Berat Bersih Net Weight (Kg)	Nilai CIF CIF Value (US\$)
(1)	(2)	(4)	(5)	(6)	(7)
	048 Cereal Preparations And Preparations Of Flours/starch Of Fruit	-	-	24,000	31,200
	057 Fruit And Nut,fresh Or Dried	54,000	26,160	-	-
	273 Stone,sand And Gravel	-	-	88,000	7,959
	422 Fixed Vegetable Fats And Oils Solid,crude,refined/fractioned	990	509	-	-
	592 Starches,inulin And Wheat Gluten Albuminoidal Substances;glues	-	-	10,000	7,000
	642 Paper And Paperboard Cut To Size Or Shape And Articles Of Paper	-	-	124,225	237,848
	663 Mineral Manufactures,n.e.s.	-	-	60,443	129,408
	671 Pig Iron,spiegeleisen,sponge Iron,ferro-alloy	-	-	110,000	60,500
	713 Internal Combustion Piston Engines And Part	-	-	16	561
	723 Civil Engineering And Contractor Plant And Equipment And Parts	-	-	15	501
	725 Paper Mill And Pulp Mill Machinery,paper Cutting Machine	-	-	65	5,877
	728 Other Machine And Equipment Specialized For Particular Industry	-	-	2,013	72,026
	731 Machine-tools By Removing Metal	-	-	250	19,633
	745 Other Non-electrical Machinery,tools And Mechanical Apparatus	-	-	3,941	55,149
	747 Taps,cocks,valves For Pipe	-	-	90	8,002
	752 Automatic Data Processing Machines And Units Thereof	-	-	1	54
	771 Electric Power Machinery & Part	-	-	15	684
	772 Electrical Apparatus For Making And Breaking Electrical Circuit	-	-	2	91
	821 Furniture And Parts Thereof	66,126	172,312	-	-
	874 Measuring, Checking, Analysing And Controlling Instrument And App.	-	-	11	1,597
	899 Other Miscellaneous Manufactured Articles,n.e. Subtotal	527	1,575	-	-
Belgium		121,643	200,556	423,087	638,090
	012 Other Meat,other Edible Meat Offal,fresh,chilled Or Frozen	436,176	1,634,363	-	-
	034 Fish,fresh,chilled Or Frozen	56,220	172,118	-	-
	036 Crustaceans Molluscs And Aquatic Invertebrate	1,805,102	10,114,506	-	-
	046 Meal And Flour Of Wheat And Flour Of Mesli	-	-	4,204,240	947,624
	057 Fruit And Nut,fresh Or Dried	11,475	9,043	-	-
	071 Coffee And Coffee Substitute:	343,970	499,287	-	-
	072 Cocoa	25,000	37,550	-	-
	075 Spices	113,092	61,790	-	-
	081 Feeding Stuff For Animal	-	-	280,600	196,522
	231 Natural Rubber Latex;natural Rubber And Similar Natural Gums	33,296,423	28,541,312	-	-
	232 Synthetic Rubber Latex;synthetic Rubber And Reclaimed Rubber	-	-	157,080	138,116
	245 Fuel Wood And Wood Charcoal	9,223	5,616	-	-
	246 Wood In Chips Or Particles And Waste	201,600	149,184	-	-
	248 Wood,simply Worked And Railway Sleeper Of Wood	1,453,828	673,069	-	-
	269 Old Clothing And Other Old Textile Articles;rag	75	500	-	-
	272 Fertilizers,crude	-	-	240,000	61,200
	292 Crude Vegetable Materials,n.e.s.	3,000	11,250	-	-
	422 Fixed Vegetable Fats And Oils Solid,crude,refined/fractioned	1,997,320	729,021	-	-
	511 Hydrocarbon,n.e.s And Their Halogenated,nitrated Derivatives	-	-	67,940	107,117
	513 Carboxylic Acids,and Their Anhydrides,halides,peroxides	-	-	25,722	12,907
	514 Nitrogen-function Compound	-	-	12,747	32,350
	515 Organo-inorganic And Heterocyclic Compound	-	-	759,187	1,853,818
	522 Inorganic Chemical Elements,oxides And Halogen Salts	-	-	7	525
	533 Pigments,paints,varnishes And Related Material	-	-	77,496	31,249
	551 Essential Oils,perfume And Flavour Material	24,000	458,000	-	-
	554 Soap,cleansing And Polishing Preparatio	-	-	67,400	187,993

Tabel 23. Lanjutan
Table Continued

Negara/Country		Ekspor/Export		Impor/Import	
SITC	Komoditi/Commodity	Berat Bersih Net Weight (Kg)	Nilai FOB FOB Value (US\$)	Berat Bersih Net Weight (Kg)	Nilai CIF CIF Value (US\$)
(1)	(2)	(4)	(5)	(6)	(7)
	562 Fertilizers,manufacture	-	-	10,865,488	1,442,411
	575 Other Plastics In Primary Form	-	-	19,539	32,746
	582 Plates,sheets,film Of Plastic:	-	-	3,668	32,501
	592 Starches,inulin And Wheat Gluten Albuminoidal	-	-	20,009	20,370
	Substances:glues				
	597 Additive For Mineral Oil:	-	-	3,432	3,660
	598 Miscellaneous Chemical Products,n.e.	115,000	82,738	131,432	338,048
	625 Rubber Tyre,tyre Cases,tyre Treads,inner Tubes And Tyre	1,281,434	1,436,263	-	-
	Flans				
	629 Articles Of Rubber,n.e.:	-	-	15	366
	634 Veneers,plywood,improved Or Reconstituted	19,930,417	11,727,316	-	-
	Wood,worked,n.e.:				
	635 Wood Manufactures,n.e.:	4,818,533	3,281,813	-	-
	662 Clay Construction Materials And Refractory Construction	-	-	20,400	15,246
	Materials				
	671 Pig Iron,spiegeleisen,sponge Iron,ferro-alloy	-	-	1,600	12,132
	675 Flat Rolled Product,alloy Steel	-	-	20,702	16,043
	679 Tubes,pipes,hollow Profile,pipe Fitting Of Iron Or Steel	-	-	5	199
	694 Nails,screws,nuts,bolts,rivets In The Like Of Iron,steel/copper	-	-	5	253
	696 Cutlery	-	-	17	1,045
	699 Manufactures Of Base Metal N.e.	-	-	55	1,765
	716 Rotating Electric Plant And Parts Thereof.n.e.	-	-	144	4,107
	721 Agricultural Machinery And Part	-	-	11,700	62,377
	722 Tractors	-	-	49,945	151,153
	727 Food-processing Machines And Parts Thereof,n.e.s	-	-	303	18,182
	728 Other Machine And Equipment Specialized For Particular	-	-	4,335	26,961
	Industrv				
	742 Pumps For Liquid And Part	20,000	20,080	-	-
	743 Pumps And Compressors;fans & Blowers;centrifuges And	-	-	1,501	16,837
	Parts				
	745 Other Non-electical Machinery,tools And Mechanical	-	-	51	2,323
	Apparatus				
	748 Transmission Shafts And Crank	-	-	315	9,478
	749 Non-electric Parts And Accessories Of Machinery,n.e.s	-	-	2	11
	772 Electrical Apparatus For Making And Breaking Electrical	-	-	6	328
	Circuit				
	776 Thermionic,cold Cathode And Photo-cathode Valves And	-	-	12	390
	Tubes				
	778 Electrical Machinery And Apparatus,n.e	-	-	20	947
	821 Furniture And Parts Thereof	206,147	264,194	-	-
	841 Men's Coats,jacket,not Knitted	143	870	-	-
	842 Women's Coats,jacket,not Knitted	5,002	30,123	-	-
	845 Articles Of Apparel, Ne:	6,622	192,942	-	-
	848 Articles Of Apparel And Clothing Accessories Of Oth. Than	111,724	246,679	-	-
	Tex. Fab.				
	851 Footwear	1,059	6,380	-	-
	873 Meters And Counters, Ne:	-	-	3	189
	884 Optical Goods,n.e.:	-	-	114	3,708
	893 Article,n.e.s Of Plastic:	-	-	1	199
	899 Other Miscellaneous Manufactured Articles,n.e.	12,543	29,649	-	-
	Subtotal	66,285,128	60,415,656	17,047,238	5,783,396
Switzerland					
	034 Fish,fresh,chilled Or Frozer	8,400	36,492	-	-
	057 Fruit And Nut,fresh Or Dried	11,400	9,690	-	-
	071 Coffee And Coffee Substitute:	267,000	439,280	-	-
	074 Tea And Mate	148,400	140,512	-	-
	231 Natural Rubber Latex;natural Rubber And Similar Natural	584,640	491,259	-	-
	Gums				
	248 Wood,Simply Worked And Railway Sleeper Of Wood	144,690	72,301	-	-
	278 Other Crude Minerals	-	-	90,000	15,600
	288 Non-ferrous Base Metal Waste And Scrap, N.e.:	20,070	7,178	-	-
	292 Crude Vegetable Materials,n.e.:	56,029	32,797	-	-

Tabel 23. Lanjutan
Table Continued

Negara/Country		Ekspor/Export		Impor/Import	
SITC	Komoditi/Commodity	Berat Bersih Net Weight (Kg)	Nilai FOB FOB Value (US\$)	Berat Bersih Net Weight (Kg)	Nilai CIF CIF Value (US\$)
(1)	(2)	(4)	(5)	(6)	(7)
422	Fixed Vegetable Fats And Oils Solid,crude,refined/fractioned	5,148,626	2,796,577	-	-
513	Carboxylic Acids,and Their Anhydrides,halides,peroxides	-	-	7,042	13,600
523	Metallic Salts And Peroxysalt	-	-	54,000	21,636
531	Synthetic Org.colouring Matte	-	-	4,500	8,696
551	Essential Oils,perfume And Flavour Material	198,213	3,952,203	10	824
554	Soap,cleansing And Polishing Preparatio	-	-	17,182	33,191
562	Fertilizers,manufacturec	-	-	13,025,208	2,146,463
574	Poliacetals,polycarbon,primar	-	-	1,084	2,090
575	Other Plastics In Primary Form	-	-	26,642	51,463
598	Miscellaneous Chemical Products,n.e.	-	-	23,548	47,142
611	Leather	488	41,014	-	-
621	Materials Of Rubbei	-	-	4	75
629	Articles Of Rubber,n.e.:	-	-	45	2,309
635	Wood Manufactures,n.e.:	24,990	28,392	-	-
641	Paper And Paperboard	-	-	9,460	20,938
642	Paper And Paperboard Cut To Size Or Shape And Articles Of Paper	-	-	235	2,328
651	Tetile Yarn	-	-	1	14
662	Clay Construction Materials And Refractory Construction Materials	-	-	197,328	164,478
671	Pig Iron,spiegeleisen,sponge Iron,ferro-alloy	-	-	210,000	108,540
679	Tubes,pipes,hollow Profile,pipe Fitting Of Iron Or Steel	-	-	2	136
693	Wire Product And Fencing Grill	-	-	224	9,464
694	Nails,screws,nuts,bolts,rivets In The Like Of Iron,steel/copper	-	-	1	9
711	Steam And Other Vapour Generating Boilers And Parts	-	-	358	16,802
713	Internal Combustion Piston Engines And Part	-	-	97,175	61,828
723	Civil Engineering And Contractor Plant And Equipment And Parts	-	-	50	2,663
725	Paper Mill And Pulp Mill Machinery,paper Cutting Machine	-	-	18,198	315,000
728	Other Machine And Equipment Specialized For Particular Industrv	-	-	3,704	535,156
737	Metal Working Machinery And Pai	-	-	209,805	173,709
743	Pumps And Compressors;fans & Blowers;centrifuges And Parts	-	-	143	6,973
747	Taps,cocks,valves For Pipe	-	-	244	7,441
748	Transmission Shafts And Crank	-	-	4	214
771	Electric Power Machinery & Part	-	-	1	68
772	Electrical Apparatus For Making And Breaking Electrical Circuit	-	-	2,442	419,656
831	Travel Goods	88	7,294	-	-
848	Articles Of Apparel And Clothing Accessories Of Oth. Than Tex. Fab.	1	19	-	-
851	Footwear	3,309	23,834	-	-
874	Measuring, Checking, Analysing And Controlling Instrument And App.	-	-	62	5,404
885	Watches And Clocks	-	-	1,864	1,109
897	Jewellery,goldsmith And Silversmith Wares And Other Articles	26	6,251	-	-
899	Other Miscellaneous Manufactured Articles,n.e.	17,325	12,250	-	-
	Subtotal	6,633,695	8,097,343	14,000,566	4,195,019
Luxembourg					
231	Natural Rubber Latex;natural Rubber And Similar Natural Gums	9,031,567	8,881,201	-	-
635	Wood Manufactures,n.e.:	37,478	34,109	-	-
676	Iron And Steel Bar,rods,angels,shaped And Sections	-	-	892,200	549,120
821	Furniture And Parts Thereol	978	2,555	-	-
899	Other Miscellaneous Manufactured Articles,n.e.	1,664	4,343	-	-
	Subtotal	9,071,687	8,922,208	892,200	549,120
Denmark					
036	Crustaceans Moluscs And Aquatic Invertebrate	60,000	368,982	-	-
058	Fruit,preserved And Fruit Preparation	218,520	111,700	-	-

Tabel 23. Lanjutan
Table Continued

Negara/Country		Ekspor/Export		Impor/Import	
SITC	Komoditi/Commodity	Berat Bersih Net Weight (Kg)	Nilai FOB FOB Value (US\$)	Berat Bersih Net Weight (Kg)	Nilai CIF CIF Value (US\$)
(1)	(2)	(4)	(5)	(6)	(7)
	071 Coffee And Coffee Substitute:	123,299	142,624	-	-
	075 Spices	92,020	45,967	-	-
	081 Feeding Stuff For Animal	-	-	130,000	110,306
	231 Natural Rubber Latex;natural Rubber And Similar Natural Gums	151,909	50,301	-	-
	245 Fuel Wood And Wood Charcoa	22,385	3,115	-	-
	248 Wood, simply Worked And Railway Sleeper Of Wood	42,653	33,852	23,750	22,266
	278 Other Crude Minerals	-	-	509,890	209,056
	292 Crude Vegetable Materials,n.e.:	29,371	32,140	-	-
	422 Fixed Vegetable Fats And Oils Solid,crude,refined/fractioned	800,000	322,000	-	-
	431 Animal And Vegetable Oil And Fat Processed And Wax Of Animal/veg	5,000,000	175,000	-	-
	513 Carboxylic Acids,and Their Anhydrides,halides,peroxides	-	-	5,384	454,500
	516 Other Organic Chemical	-	-	3,500	14,000
	523 Metallic Salts And Peroxysalt	-	-	158,532	58,354
	551 Essential Oils,perfume And Flavour Material	-	-	7,049	45,360
	574 Poliacetals,polycarbon,primar	-	-	9,495	32,753
	575 Other Plastics In Primary Form	-	-	7,769	17,504
	592 Starches,inulin And Wheat Gluten Albuminoidal Substances;glues	-	-	67,967	107,974
	598 Miscellaneous Chemical Products.n.e.	-	-	25,525	67,997
	625 Rubber Tyre,tyre Cases,tyre Treads,inner Tubes And Tyre Flans	202,704	365,357	-	-
	629 Articles Of Rubber.n.e.:	-	-	1,324	11,633
	634 Veneers,plywood,improved Or Reconstituted Wood,worked.n.e.s	2,829,144	1,941,050	-	-
	635 Wood Manufactures.n.e.:	3,587,004	4,202,311	-	-
	642 Paper And Paperboard Cut To Size Or Shape And Articles Of Paper	14,671	9,535	-	-
	662 Clay Construction Materials And Refractory Construction Materials	-	-	355,623	293,955
	665 Glassware	75,255	38,964	-	-
	676 Iron And Steel Bar,rods,angels,shaped And Sections	-	-	214	5,995
	713 Internal Combustion Piston Engines And Part	-	-	65	1,909
	721 Agricultural Machinery And Part	-	-	2,241	24,976
	728 Other Machine And Equipment Specialized For Particular Industr	-	-	2,300	13,238
	735 Part.nes For Machine Tool:	-	-	60	21,946
	741 Heating And Cooling Equipment And Parts Thereof,n.e.s	-	-	2,190	13,496
	742 Pumps For Liquid And Part	-	-	356	4,387
	743 Pumps And Compressors;fans & Blowers;centrifuges And Parts	-	-	25,245	189,528
	746 Ball Or Roller Bearins	-	-	166	241
	747 Taps,cocks.valves For Pipe:	-	-	232	4,543
	749 Non-electric Parts And Accessories Of Machinery,n.e.s	-	-	115	3,446
	772 Electrical Apparatus For Making And Breaking Electrical Circuit	-	-	1,096	17,334
	773 Equipment For Distributing Electricit	-	-	4,980	21,959
	821 Furniture And Parts Thereof	27,165	47,880	2,079	13,256
	848 Articles Of Apparel And Clothing Accessories Of Oth. Than Tex. Fab.	63,470	160,696	-	-
	874 Measuring, Checking, Analysing And Controlling Instrument And App.	-	-	3	648
	893 Article,n.e.s Of Plastic:	3,340	5,753	-	-
	Subtotal	13,342,910	8,057,227	1,347,150	1,782,560
Norway	071 Coffee And Coffee Substitute:	15,000	27,990	-	-
	081 Feeding Stuff For Animal	-	-	12,000	3,540
	269 Old Clothing And Other Old Textile Articles;rag	3,500	75,000	-	-
	523 Metallic Salts And Peroxysalt	-	-	382,244	124,467
	562 Fertilizers,manufacturec	-	-	15,851,198	3,158,060

Tabel 23. Lanjutan
Table Continued

Negara/Country		Ekspor/Export		Impor/Import	
SITC	Komoditi/Commodity	Berat Bersih Net Weight (Kg)	Nilai FOB FOB Value (US\$)	Berat Bersih Net Weight (Kg)	Nilai CIF CIF Value (US\$)
(1)	(2)	(4)	(5)	(6)	(7)
	592 Starches,inulin And Wheat Gluten Albuminoidal Substances;gums	-	-	18,714	15,612
	598 Miscellaneous Chemical Products,n.e.	21,000	14,595	1,925,349	2,031,900
	635 Wood Manufactures,n.e.:	1,215,987	1,593,676	-	-
	671 Pig Iron,spiegeleisen,sponge Iron,ferro-alloy	-	-	20,000	29,400
	821 Furniture And Parts Thereof	37,147	120,653	-	-
	893 Article,n.e.s Of Plastic:	32,821	24,500	-	-
	899 Other Miscellaneous Manufactured Articles,n.e.	564	1,808	-	-
	Subtotal	1,326,019	1,858,222	18,209,505	5,362,979
Sweden					
	058 Fruit,preserved And Fruit Preparation	67,449	30,341	-	-
	071 Coffee And Coffee Substitute:	39,000	62,094	-	-
	075 Spices	107,997	55,089	-	-
	269 Old Clothing And Other Old Textile Articles;rag	705	1,200	-	-
	562 Fertilizers,manufactured	-	-	129	525
	575 Other Plastics In Primary Form	-	-	66,144	127,973
	582 Plates,sheets,film Of Plastic:	-	-	480	1,680
	592 Starches,inulin And Wheat Gluten Albuminoidal Substances;gums	-	-	32,558	68,143
	598 Miscellaneous Chemical Products,n.e.	31,000	22,361	46,445	98,799
	629 Articles Of Rubber,n.e.:	-	-	523	17,183
	634 Veneers,plywood,improved Or Reconstituted Wood,worked,n.e.s	43,158	22,302	-	-
	635 Wood Manufactures,n.e.:	573,297	749,424	-	-
	641 Paper And Paperboard	-	-	4,497,955	3,288,381
	665 Glassware	6,938	3,903	-	-
	671 Pig Iron,spiegeleisen,sponge Iron,ferro-alloy	-	-	4,000	3,884
	679 Tubes,pipes,hollow Profile,pipe Fitting Of Iron Or Steel	-	-	7,597	54,321
	693 Wire Product And Fencing Grill	-	-	200	9,419
	694 Nails,screws,nuts,bolts,rivets In The Like Of Iron,steel/copper	-	-	1	1
	695 Tools For Use In The Hand Or In Machine	-	-	190	7,849
	699 Manufactures Of Base Metal N.e.	-	-	137	986
	723 Civil Engineering And Contractor Plant And Equipment And Parts	-	-	3,450	22,800
	725 Paper Mill And Pulp Mill Machinery,paper Cutting Machine	-	-	2,381	54,750
	728 Other Machine And Equipment Specialized For Particular Industr	-	-	262	82,702
	733 Machine-tool For Working Meta	-	-	15,300	139,770
	737 Metal Working Machinery And Pa	-	-	408	15,131
	741 Heating And Cooling Equipment And Parts Thereof,n.e.s	-	-	2,200	68,286
	742 Pumps For Liquid And Part	-	-	124	532
	743 Pumps And Compressors;fans & Blowers;centrifuges And Parts	-	-	10	828
	744 Mechanical Handling Equipment And Parts Thereof,n.e.s	-	-	41,993	122,400
	746 Ball Or Roller Bearings	-	-	562	762
	747 Taps,cocks,valves For Pipe:	-	-	197	9,293
	748 Transmission Shafts And Crank	-	-	754	8,717
	749 Non-electric Parts And Accessories Of Machinery,n.e.s	-	-	26	204
	821 Furniture And Parts Thereof	34,389	114,187	-	-
	885 Watches And Clocks	-	-	23	1,058
	892 Printed Matter	-	-	393,870	253,258
	899 Other Miscellaneous Manufactured Articles,n.e.	321	886	-	-
	Subtotal	904,254	1,061,787	5,117,919	4,459,635
Finland					
	042 Rice	-	-	30,000	13,329
	231 Natural Rubber Latex;natural Rubber And Similar Natural Gums	40,320	44,654	-	-
	522 Inorganic Chemical Elements,oxides And Halogen Salts	-	-	9,600	57,600
	625 Rubber Tyre,tyre Cases,tyre Treads,inner Tubes And Tyre Flans	40,130	86,459	-	-
	629 Articles Of Rubber,n.e.:	-	-	17	743

Tabel 23. Lanjutan
Table Continued

Negara/Country		Ekspor/Export		Impor/Import	
SITC	Komoditi/Commodity	Berat Bersih Net Weight (Kg)	Nilai FOB FOB Value (US\$)	Berat Bersih Net Weight (Kg)	Nilai CIF CIF Value (US\$)
(1)	(2)	(4)	(5)	(6)	(7)
	634 Veneers,plywood,improved Or Reconstituted Wood,worked,n.e.s	80,895	74,118	-	-
	635 Wood Manufactures,n.e.s	369,965	423,512	-	-
	641 Paper And Paperboard	-	-	11,872	32,890
	642 Paper And Paperboard Cut To Size Or Shape And Articles Of Paper	-	-	3	159
	657 Special Yarns,textile Fabric:	-	-	164	27,150
	662 Clay Construction Materials And Refractory Construction Materials	-	-	21,000	6,515
	664 Glass	141,120	44,436	-	-
	665 Glassware	5,328	3,948	-	-
	679 Tubes,pipes,hollow Profile,pipe Fitting Of Iron Or Steel	-	-	1	4
	686 Zinc	-	-	3,000	5,490
	694 Nails,screws,nuts,bolts,rivets In The Like Of Iron,steel/copper	-	-	11	309
	712 Steam Or Oth Gen,boilers & Part	-	-	547	8,238
	723 Civil Engineering And Contractor Plant And Equipment And Parts	-	-	112	4,966
	741 Heating And Cooling Equipment And Parts Thereof,n.e.s	-	-	3,480	22,396
	743 Pumps And Compressors;fans & Blowers;centrifuges And Parts	-	-	780	9,575
	744 Mechanical Handling Equipment And Parts Thereof,n.e.s	-	-	36,691	137,162
	745 Other Non-electical Machinery,tools And Mechanical Apparatus	-	-	4	200
	746 Ball Or Roller Bearings	-	-	18	824
	747 Taps,cocks,valves For Pipe	-	-	88	6,835
	749 Non-electric Parts And Accessories Of Machinery,n.e.s	-	-	54	7,324
	778 Electrical Machinery And Apparatus,n.e	-	-	1	33
	821 Furniture And Parts Thereof	16,386	29,726	-	-
	851 Footwear	433	4,135	-	-
	874 Measuring, Checking, Analysing And Controlling Instrument And App.	-	-	13	2,416
	895 Office And Stationery Supplies N.e.	294	3,809	-	-
	Subtotal	694,871	714,797	117,456	344,158
Ireland	036 Crustaceans Moluscs And Aquatic Invertebrate	23,310	192,026	-	-
	057 Fruit And Nut,fresh Or Dried	17,000	2,900	-	-
	071 Coffee And Coffee Substitute:	126,000	235,170	-	-
	292 Crude Vegetable Materials,n.e.s	15,400	4,209	-	-
	635 Wood Manufactures,n.e.s	509,656	626,526	-	-
	821 Furniture And Parts Thereof	699,705	871,575	-	-
	848 Articles Of Apparel And Clothing Accessories Of Oth. Than Tex. Fab.	16,268	37,240	-	-
	Subtotal	1,407,339	1,969,646	-	-
Italy	034 Fish,fresh,chilled Or Frozer	59,624	70,728	-	-
	036 Crustaceans Moluscs And Aquatic Invertebrate	768,295	2,909,486	-	-
	054 Vegetables,fresh Chilled,frozen Or Simply Preserved	1,162	1,089	-	-
	057 Fruit And Nut,fresh Or Dried	255,686	143,853	4,490	5,479
	071 Coffee And Coffee Substitute:	200,000	193,520	-	-
	075 Spices	115,600	63,644	-	-
	231 Natural Rubber Latex;natural Rubber And Similar Natural Gums	9,234,087	8,497,853	-	-
	232 Synthetic Rubber Latex;synthetic Rubber And Reclaimed Rubber	-	-	5,004	2,964
	245 Fuel Wood And Wood Charcoa	998,838	92,998	-	-
	246 Wood In Chips Or Particles And Wast	23,750	2,375	-	-
	248 Wood,simply Worked And Railway Sleeper Of Wood	1,033,579	791,350	-	-
	273 Stone,sand And Grave	-	-	320,170	73,167
	278 Other Crude Minerals	-	-	144,000	29,356
	292 Crude Vegetable Materials,n.e.s	160,273	623,848	-	-
	321 Coal,pulverized Or No	64,401,000	1,690,526	-	-

Tabel 23. Lanjutan
Table Continued

Negara/Country		Ekspor/Export		Impor/Import	
SITC	Komoditi/Commodity	Berat Bersih Net Weight (Kg)	Nilai FOB FOB Value (US\$)	Berat Bersih Net Weight (Kg)	Nilai CIF CIF Value (US\$)
(1)	(2)	(4)	(5)	(6)	(7)
334	Petroleum Products,refinec	-	-	4	247
335	Residual Petroleum Products,nes And Related Materials	-	-	20,000	8,900
422	Fixed Vegetable Fats And Oils Solid,crude,refined/fractioned	42,527,798	15,239,122	-	-
512	Alcohols,phenols,phenol-alcohols And Their Halogenated	-	-	41,768	263,138
513	Carboxylic Acids,and Their Anhydrides,halides,peroxides	-	-	2,000	6,929
514	Nitrogen-function Compound	-	-	9,062	23,200
515	Organo-inorganic And Heterocyclic Compoun	-	-	31,039	76,500
522	Inorganic Chemical Elements,oxides And Halogen Salts	-	-	8,000	36,800
523	Metallic Salts And Peroxysalt	-	-	898	781
551	Essential Oils,perfume And Flavour Material	1,240	39,035	-	-
575	Other Plastics In Primary Form	-	-	170,910	360,834
591	Disinfectants,insecticides,fungicides,etc Put In Forms	-	-	36,754	341,217
597	Additive For Mineral Oil:	-	-	3,759	1,339
598	Miscellaneous Chemical Products,n.e.	22,148	13,395	170,854	348,857
611	Leather	2,269	32,500	-	-
621	Materials Of Rubbe:	42,792	66,668	18,416	59,987
625	Rubber Tyre,tyre Cases,tyre Treads,inner Tubes And Tyre Flans	2,223,805	4,587,475	41	61
629	Articles Of Rubber,n.e.:	-	-	1,064	26,735
634	Veneers,plywood,improved Or Reconstituted Wood,worked,n.e.:	3,301,527	3,254,639	-	-
635	Wood Manufactures,n.e.:	1,309,713	1,385,407	-	-
641	Paper And Paperboard	3,850	1,742	-	-
656	Tulle,lace,embroidery,ribbons,trimmings And Other Small Wares	750	4,754	-	-
661	Lime,cement And Fabricated Construction Materials	584	792	-	-
662	Clay Construction Materials And Refractory Construction Materials	-	-	175,555	189,449
663	Mineral Manufactures,n.e.:	-	-	12	463
664	Glass	1,002,240	327,266	-	-
665	Glassware	92,030	9,203	4	1,161
676	Iron And Steel Bar,rods,angels,shaped And Sections	-	-	1,003	2,310
678	Wire Of Iron Or Stee:	-	-	20	963
679	Tubes,pipes,hollow Profile,pipe Fitting Of Iron Or Steel	-	-	20,103	32,256
693	Wire Product And Fencing Grill	-	-	1,303	750
694	Nails,screws,nuts,bolts,rivets In The Like Of Iron,steel/copper	-	-	850	1,662
695	Tools For Use In The Hand Or In Machine	-	-	3,348	15,558
697	Household Equipment Of Base Metal.n.e.	-	-	150	502
699	Manufactures Of Base Metal N.e.	-	-	866	3,381
711	Steam And Other Vapour Generating Boilers And Parts	-	-	2,700	15,075
713	Internal Combustion Piston Engines And Part	-	-	12,863	17,176
716	Rotating Electric Plant And Parts Thereof,n.e.	-	-	8,068	37,066
723	Civil Engineering And Contractor Plant And Equipment And Parts	-	-	42,926	120,676
724	Textile And Leather Machinery,and Parts Thereof.n.e.s	-	-	682	8,024
727	Food-processing Machines And Parts Thereof,n.e.s	-	-	663	4,125
728	Other Machine And Equipment Specialized For Particular Industrv	-	-	57,931	1,157,647
733	Machine-tool For Working Meta	-	-	17,600	691,606
737	Metal Working Machinerv And Pa	-	-	3,196	44,134
741	Heating And Cooling Equipment And Parts Thereof,n.e.s	-	-	8,450	39,176
742	Pumps For Liquid And Part	-	-	3,903	8,304
743	Pumps And Compressors;fans & Blowers;centrifuges And Parts	-	-	4,661	33,607

Tabel 23. Lanjutan
Table Continued

Negara/Country		Ekspor/Export		Impor/Import	
SITC	Komoditi/Commodity	Berat Bersih Net Weight (Kg)	Nilai FOB FOB Value (US\$)	Berat Bersih Net Weight (Kg)	Nilai CIF CIF Value (US\$)
(1)	(2)	(4)	(5)	(6)	(7)
	744 Mechanical Handling Equipment And Parts Thereof,n.e.s	-	-	14,466	118,485
	745 Other Non-electical Machinery,tools And Mechanical Apparatus	-	-	17,135	453,574
	746 Ball Or Roller Bearings	-	-	320	581
	747 Taps,cocks,valves For Pipe	-	-	5,744	15,981
	748 Transmission Shafts And Crank	-	-	14,045	134,517
	749 Non-electric Parts And Accessories Of Machinery,n.e.s	-	-	335	2,977
	762 Radio Broadcast Receiver	3,052	27,473	-	-
	764 Telecommunication Equipment N.e.s And Part	-	-	43	60
	772 Electrical Apparatus For Making And Breaking Electrical Circuit	-	-	3,310	105,096
	773 Equipment For Distributing Electricit	-	-	109	1,820
	778 Electrical Machinery And Apparatus,n.e	-	-	4,969	11,736
	813 Lighting Fixtures And Fitting	-	-	473	780
	821 Furniture And Parts Thereof	253,329	374,776	13,718	45,401
	841 Men's Coats,jacket,not Knitter	386	10,500	-	-
	848 Articles Of Apparel And Clothing Accessories Of Oth. Than Tex. Fab.	5,081,173	10,682,374	-	-
	851 Footwear	7,236	65,472	-	-
	874 Measuring, Checking, Analysing And Controlling Instrument And App.	-	-	3,601	2,144
	884 Optical Goods,n.e.s	3,302	272,487	-	-
	892 Printed Matter	-	-	58	95
	893 Article,n.e.s Of Plastic	-	-	24,415	10,649
	894 Baby Carriages,toys,games And Sporting Goo	451	3,254	-	-
	897 Jewellery,goldsmith And Silversmith Wares And Other Articles	457	619	-	-
	899 Other Miscellaneous Manufactured Articles,n.e.	22	80	5,750	2,971
	Subtotal	133,132,048	51,480,303	1,463,581	4,998,429
Spain	036 Crustaceans Moluscs And Aquatic Invertebrate	29,238	299,190	-	-
	057 Fruit And Nut,fresh Or Dried	36,500	21,900	25,703	30,432
	059 Fruit Juices And Vegetable Juice	168,480	159,641	-	-
	071 Coffee And Coffee Substitute	114,000	126,836	-	-
	072 Cocoa	540,000	1,081,309	-	-
	075 Spices	150,014	74,227	-	-
	081 Feeding Stuff For Animal	9,000,000	360,000	5,000	16,000
	091 Margarine And Shortenin	10,700,289	3,261,541	-	-
	231 Natural Rubber Latex;natural Rubber And Similar Natural Gums	7,618,958	6,669,775	-	-
	232 Synthetic Rubber Latex;synthetic Rubber And Reclaimed Rubber	100,800	94,167	-	-
	273 Stone,sand And Grave	-	-	184,920	33,074
	292 Crude Vegetable Materials,n.e.s	13,941	26,611	3,000	10,200
	411 Animal Oils And Fat	650,000	225,750	-	-
	421 Fixed Vegetable Fats And Oils Soft,crude,refined Or Fractioned	7,166,451	2,717,850	-	-
	422 Fixed Vegetable Fats And Oils Solid,crude,refined/fractioned	89,334,642	32,734,880	-	-
	431 Animal And Vegetable Oil And Fat Processed And Wax Of Animal/veg.	2,670,000	837,900	-	-
	513 Carboxylic Acids,and Their Anhydrides,halides,peroxides	-	-	1,000	1,920
	515 Organo-inorganic And Heterocyclic Compound	-	-	80,000	153,200
	531 Synthetic Org.colouring Matte	-	-	29,931	4,250
	533 Pigments,paints,varnishes And Related Material	-	-	1,515,068	176,186
	551 Essential Oils,perfume And Flavour Material	194,114	990,360	-	-
	575 Other Plastics In Primary Form	-	-	5,000	9,929
	581 Tubes,pipes And Hoses Of Plastic	-	-	3	8
	598 Miscellaneous Chemical Products,n.e.	-	-	403,647	624,321
	611 Leather	3,935	93,844	-	-
	625 Rubber Tyre,tyre Cases,tyre Treads,inner Tubes And Tyre Flaps	101,488	183,949	-	-
	629 Articles Of Rubber,n.e.s	-	-	12	378
	634 Veneers,plywood,improved Or Reconstituted Wood,worked,n.e.s	24,424	15,695	-	-

Tabel 23. Lanjutan
Table Continued

Negara/Country		Ekspor/Export		Impor/Import	
SITC	Komoditi/Commodity	Berat Bersih Net Weight (Kg)	Nilai FOB FOB Value (US\$)	Berat Bersih Net Weight (Kg)	Nilai CIF CIF Value (US\$)
(1)	(2)	(4)	(5)	(6)	(7)
	635 Wood Manufactures,n.e.:	238,184	345,615	-	-
	641 Paper And Paperboard	-	-	157,426	105,738
	642 Paper And Paperboard Cut To Size Or Shape And Articles Of Paper	287	383	-	-
	658 Made-up Articles,wholly Or Chiefly Of Textile Materials N.e.s	297	399	-	-
	661 Lime,cement And Fabricated Construction Materials	-	-	39	234
	662 Clay Construction Materials And Refractory Construction Materials	272	364	-	-
	663 Mineral Manufactures.n.e.:	2,945	3,942	-	-
	664 Glass	18,705	6,625	-	-
	665 Glassware	88	140	-	-
	666 Pottery	297	472	-	-
	675 Flat Rolled Product,alloy Stee	-	-	9,885	16,121
	676 Iron And Steel Bar,rods,angels,shaped And Sections	-	-	193,512	109,614
	679 Tubes,pipes,hollow Profile,pipe Fitting Of Iron Or Steel	-	-	623,331	375,559
	697 Household Equipment Of Base Metal,n.e.	679	1,641	-	-
	724 Textile And Leather Machinery,and Parts Thereof.n.e.s	-	-	39	4,102
	728 Other Machine And Equipment Specialized For Particular Industr	99,184	126,387	5,130	193,986
	741 Heating And Cooling Equipment And Parts Thereof,n.e.s	-	-	33	38
	744 Mechanical Handling Equipment And Parts Thereof,n.e.s	-	-	37,300	16,074
	746 Ball Or Roller Bearings	-	-	22	1,004
	748 Transmission Shafts And Crank	-	-	4	536
	749 Non-electric Parts And Accessories Of Machinery,n.e.s	-	-	132	2,350
	772 Electrical Apparatus For Making And Breaking Electrical Circuit	-	-	4	93
	773 Equipment For Distributing Electricit	-	-	11,690	11,414
	811 Prefabricated Building:	-	-	2	278
	821 Furniture And Parts Thereof	246,177	630,800	-	-
	831 Travel Goods	467	716	-	-
	842 Women's Coats,jacket,not Knitted	1,562	19,759	-	-
	845 Articles Of Apparel, Ne:	618	11,695	-	-
	846 Clothing Accessories Of Textiles Fabric	49	78	-	-
	848 Articles Of Apparel And Clothing Accessories Of Oth. Than Tex. Fab.	1,163,976	2,356,011	-	-
	851 Footwear	29,059	267,057	-	-
	872 Medical Instruments And Appliances, Ne	5,037	9,815	-	-
	884 Optical Goods,n.e.:	782	41,418	-	-
	892 Printed Matter	42	67	-	-
	893 Article,n.e.s Of Plastic:	1,028	2,570	-	-
	895 Office And Stationery Supplies N.e.	10,868	17,844	-	-
	899 Other Miscellaneous Manufactured Articles,n.e.	611	955	-	-
	Subtotal	130,438,488	53,820,178	3,291,833	1,897,039
Portugal					
	071 Coffee And Coffee Substitute:	377,099	356,545	-	-
	072 Cocoa	2,250	2,050	-	-
	075 Spices	181,857	118,014	-	-
	091 Margarine And Shortenin;	350,000	129,500	-	-
	231 Natural Rubber Latex;natural Rubber And Similar Natural Gums	100,320	74,101	-	-
	422 Fixed Vegetable Fats And Oils Solid,crude,refined/fractioned	8,250,000	2,942,375	-	-
	533 Pigments,paints,varnishes And Related Material	-	-	80,000	16,518
	635 Wood Manufactures,n.e.:	133,259	247,664	-	-
	793 Ships,boats And Floating Structure	20,000	7,570	-	-
	821 Furniture And Parts Thereof	33,300	43,702	-	-
	848 Articles Of Apparel And Clothing Accessories Of Oth. Than Tex. Fab.	303,316	686,611	-	-
	874 Measuring, Checking, Analysing And Controlling Instrument And App.	-	-	36	1,231

Tabel 23. Lanjutan
Table Continued

Negara/Country	SITC	Komoditi/Commodity	Ekspor/Export		Impor/Import		
			Berat Bersih Net Weight (Kg) (4)	Nilai FOB FOB Value (US\$) (5)	Berat Bersih Net Weight (Kg) (6)	Nilai CIF CIF Value (US\$) (7)	
(1)	(2)	(3)					
Iceland	893	Article,n.e.s Of Plastic:	5,425	7,711	-	-	
		Subtotal	9,756,826	4,615,843	80,036	17,749	
	272	Fertilizers,crude	-	-	9,000,000	441,000	
	679	Tubes,pipes,hollow Profile,pipe Fitting Of Iron Or Steel	-	-	18,290	8,352	
		Subtotal	-	-	9,018,290	449,352	
Greece	017	Meat And Edible Meat Offal, Prepared Or Preserved, N.e.s.	400,000	162,000	-	-	
	034	Fish,fresh,chilled Or Frozer	229	3,797	-	-	
	071	Coffee And Coffee Substitute:	18,000	10,620	-	-	
	075	Spices	180,602	106,539	-	-	
	091	Margarine And Shortenin;	20,000	8,900	-	-	
	121	Tobacco,unmanufactured;tobacco Refus	-	-	118,700	169,019	
	231	Natural Rubber Latex;natural Rubber And Similar Natural Gums	2,943,360	2,540,231	-	-	
	248	Wood,Simply Worked And Railway Sleeper Of Wood	93,910	95,151	-	-	
	422	Fixed Vegetable Fats And Oils Solid,crude,refined/fractioned	11,858,271	4,853,224	-	-	
	431	Animal And Vegetable Oil And Fat Processed And Wax Of Animal/veg.	1,169,818	597,052	-	-	
	625	Rubber Tyre,tyre Cases,tyre Treads,inner Tubes And Tyre Flans	17,958	35,868	-	-	
	634	Veneers,plywood,improved Or Reconstituted Wood,worked,n.e.s	176,805	133,206	-	-	
	635	Wood Manufactures,n.e.:	97,302	120,811	-	-	
	664	Glass	60,480	20,580	-	-	
	665	Glassware	24,619	11,779	-	-	
	813	Lighting Fixtures And Fitting	19,121	44,338	-	-	
	821	Furniture And Parts Thereof	103,639	109,033	-	-	
	848	Articles Of Apparel And Clothing Accessories Of Oth. Than Tex. Fab.	263,255	555,753	-	-	
	851	Footwear	684	4,343	-	-	
			Subtotal	17,448,053	9,413,225	118,700	169,019
Frmr Czechoslovakia	231	Natural Rubber Latex;natural Rubber And Similar Natural Gums	80,640	82,220	-	-	
	821	Furniture And Parts Thereof	1,920	5,760	-	-	
	884	Optical Goods,n.e.:	4,361	330,088	-	-	
		Subtotal	86,921	418,068	-	-	
Hungary	057	Fruit And Nut,fresh Or Drier	72,900	47,385	-	-	
	072	Cocoa	30,000	52,593	-	-	
	074	Tea And Mate	21,360	17,702	-	-	
	231	Natural Rubber Latex;natural Rubber And Similar Natural Gums	120,960	101,556	-	-	
	248	Wood,Simply Worked And Railway Sleeper Of Wood	-	-	1,110,654	944,541	
	335	Residual Petroleum Products,nes And Related Materials	-	-	28,000	18,550	
	662	Clay Construction Materials And Refractory Construction Materials	-	-	5,775	16,937	
	725	Paper Mill And Pulp Mill Machinery,paper Cutting Machine	-	-	1,030	19,000	
	778	Electrical Machinery And Apparatus,n.e	-	-	8,951	19,406	
	821	Furniture And Parts Thereof	56,713	147,531	-	-	
	884	Optical Goods,n.e.:	62	2,365	-	-	
	899	Other Miscellaneous Manufactured Articles,n.e.	16,333	44,360	-	-	
		Subtotal	318,328	413,492	1,154,410	1,018,434	
	Poland	057	Fruit And Nut,fresh Or Drier	50,000	30,000	-	-
		071	Coffee And Coffee Substitute:	113,200	78,803	-	-
074		Tea And Mate	118,760	92,459	-	-	
075		Spices	87,998	36,420	-	-	
081		Feeding Stuff For Animal	40,000	19,800	-	-	

Tabel 23. Lanjutan
Table Continued

Negara/Country		Ekspor/Export		Impor/Import	
SITC	Komoditi/Commodity	Berat Bersih Net Weight (Kg)	Nilai FOB FOB Value (US\$)	Berat Bersih Net Weight (Kg)	Nilai CIF CIF Value (US\$)
(1)	(2)	(4)	(5)	(6)	(7)
	231 Natural Rubber Latex;natural Rubber And Similar Natural Gums	17,613,760	15,237,342	-	-
	248 Wood, simply Worked And Railway Sleeper Of Wood	34,108	37,085	215,000	173,149
	422 Fixed Vegetable Fats And Oils Solid, crude, refined/fractioned	1,445,429	549,250	-	-
	625 Rubber Tyre, tyre Cases, tyre Treads, inner Tubes And Tyre Flans	8,505	12,912	-	-
	634 Veneers, plywood, improved Or Reconstituted Wood, worked, n.e.s	336,212	351,136	-	-
	635 Wood Manufactures, n.e.:	264,661	250,964	-	-
	665 Glassware	116,000	48,357	-	-
	692 Metal Containers For Storage And Transpo	3,397	6,333	8,960	1,286
	716 Rotating Electric Plant And Parts Thereof, n.e.	-	-	2,254	1,250
	742 Pumps For Liquid And Part	-	-	3,128	1,734
	747 Taps, cocks, valves For Pipe	-	-	6,954	24,602
	748 Transmission Shafts And Crank	-	-	1,315	727
	772 Electrical Apparatus For Making And Breaking Electrical Circuit	-	-	2,014	11,988
	778 Electrical Machinery And Apparatus, n.e	-	-	795	440
	821 Furniture And Parts Thereof	17,657	53,321	-	-
	851 Footwear	4,591	30,432	-	-
	884 Optical Goods, n.e.:	45	258	-	-
	899 Other Miscellaneous Manufactured Articles, n.e.	15,171	31,649	-	-
	Subtotal	20,269,494	16,866,521	240,420	215,176
Romania					
	057 Fruit And Nut, fresh Or Dried	23,220	14,396	-	-
	074 Tea And Mate	63,000	35,160	-	-
	075 Spices	17,000	9,605	-	-
	091 Margarine And Shortenin;	8,773,867	4,159,855	-	-
	231 Natural Rubber Latex;natural Rubber And Similar Natural Gums	2,722,400	2,479,264	-	-
	248 Wood, simply Worked And Railway Sleeper Of Wood	-	-	277,429	317,868
	422 Fixed Vegetable Fats And Oils Solid, crude, refined/fractioned	479,298	244,818	-	-
	431 Animal And Vegetable Oil And Fat Processed And Wax Of Animal/veg	370,000	206,055	-	-
	554 Soap, cleansing And Polishing Preparatio	40,000	15,320	-	-
	679 Tubes, pipes, hollow Profile, pipe Fitting Of Iron Or Steel	-	-	542,120	530,985
	821 Furniture And Parts Thereof	11,616	29,172	-	-
	Subtotal	12,500,401	7,193,645	819,549	848,853
Bulgaria					
	048 Cereal Preparations And Preparations Of Flours/starch Of Fruit	6,192	3,506	-	-
	057 Fruit And Nut, fresh Or Dried	25,000	18,687	-	-
	071 Coffee And Coffee Substitute:	18,000	8,280	-	-
	075 Spices	-	-	426,422	178,856
	091 Margarine And Shortenin;	40,000	18,100	-	-
	231 Natural Rubber Latex;natural Rubber And Similar Natural Gums	141,120	136,200	-	-
	248 Wood, simply Worked And Railway Sleeper Of Wood	-	-	49,500	42,512
	411 Animal Oils And Fat:	-	-	22,000	9,728
	421 Fixed Vegetable Fats And Oils Soft, crude, refined Or Fractioned	500,000	190,000	-	-
	422 Fixed Vegetable Fats And Oils Solid, crude, refined/fractioned	72,960	42,863	-	-
	431 Animal And Vegetable Oil And Fat Processed And Wax Of Animal/veg	140,000	75,900	-	-
	523 Metallic Salts And Peroxysalt	-	-	95,000	11,922
	541 Medicinal & Pharmaceutical Prod	-	-	2,366	7,537
	597 Additive For Mineral Oil:	-	-	14,676	10,371
	634 Veneers, plywood, improved Or Reconstituted Wood, worked, n.e.s	309,733	314,400	-	-
	635 Wood Manufactures, n.e.:	135,275	118,671	-	-

Tabel 23. Lanjutan
Table Continued

Negara/Country		SITC		Ekspor/Export		Impor/Import	
				Berat Bersih Net Weight (Kg) (4)	Nilai FOB FOB Value (US\$) (5)	Berat Bersih Net Weight (Kg) (6)	Nilai CIF CIF Value (US\$) (7)
(1)	(2)	(3)	(4)	(5)	(6)	(7)	
	848	Articles Of Apparel And Clothing Accessories Of Oth. Than Tex. Fab.	16,790	33,350	-	-	
	884	Optical Goods,n.e.s	177	4,257	-	-	
	921	Export For Pebt	359	6,642	-	-	
		Subtotal	1,405,606	970,856	609,964	260,926	
Yugoslavia, Former	075	Spices	11,990	31,773	-	-	
	231	Natural Rubber Latex;natural Rubber And Similar Natural Gums	201,600	181,661	-	-	
		Subtotal	213,590	213,434	-	-	
Albania	057	Fruit And Nut,fresh Or Dried	70,475	49,485	-	-	
	075	Spices	17,010	10,804	-	-	
		Subtotal	87,485	60,289	-	-	
Kazakhstan	091	Margarine And Shortenin;	15,000	7,050	-	-	
	422	Fixed Vegetable Fats And Oils Solid,crude,refined/fractioned	12,108	9,525	-	-	
	431	Animal And Vegetable Oil And Fat Processed And Wax Of Animal/veg.	3,000	1,660	-	-	
		Subtotal	30,108	18,235	-	-	
Kyrgyzstan	071	Coffee And Coffee Substitute;	16,500	29,865	-	-	
	091	Margarine And Shortenin;	340,000	165,300	-	-	
	431	Animal And Vegetable Oil And Fat Processed And Wax Of Animal/veg.	336,000	203,595	-	-	
		Subtotal	692,500	398,760	-	-	
Tajikistan	422	Fixed Vegetable Fats And Oils Solid,crude,refined/fractioned	987,000	421,950	-	-	
		Subtotal	987,000	421,950	-	-	
Turkmenistan	431	Animal And Vegetable Oil And Fat Processed And Wax Of Animal/veg.	40,000	21,200	-	-	
		Subtotal	40,000	21,200	-	-	
Ukraine	057	Fruit And Nut,fresh Or Dried	42,500	18,100	-	-	
	074	Tea And Mate	473,080	441,734	-	-	
	091	Margarine And Shortenin;	760,500	365,136	-	-	
	231	Natural Rubber Latex;natural Rubber And Similar Natural Gums	109,836	105,717	-	-	
	292	Crude Vegetable Materials,n.e.:	16,000	2,350	-	-	
	422	Fixed Vegetable Fats And Oils Solid,crude,refined/fractioned	40,449,043	16,008,606	-	-	
	431	Animal And Vegetable Oil And Fat Processed And Wax Of Animal/veg.	231,000	130,515	-	-	
	554	Soap,cleansing And Polishing Preparatio	60,000	26,400	-	-	
	634	Veneers,plywood,improved Or Reconstituted Wood,worked,n.e.:	164,585	153,837	-	-	
	635	Wood Manufactures,n.e.:	63,095	40,502	-	-	
	664	Glass	41,202	7,828	-	-	
	672	Ingots And Other Primary Forms,of Iron Or Ste	-	-	17,450,652	4,226,358	
	673	Flat Rolled Products Not Clac	-	-	5,056,986	993,199	
	899	Other Miscellaneous Manufactured Articles,n.e.	5,230	8,990	-	-	
		Subtotal	42,416,071	17,309,715	22,507,638	5,219,557	
Uzbekistan	091	Margarine And Shortenin;	320,000	157,400	-	-	
	422	Fixed Vegetable Fats And Oils Solid,crude,refined/fractioned	15,000	7,850	-	-	
	431	Animal And Vegetable Oil And Fat Processed And Wax Of Animal/veg.	215,000	145,280	-	-	
	686	Zinc	-	-	206,758	162,717	
		Subtotal	550,000	310,530	206,758	162,717	
Lithuania	422	Fixed Vegetable Fats And Oils Solid,crude,refined/fractioned	146,208	75,578	-	-	
	635	Wood Manufactures,n.e.:	22,662	34,557	-	-	
	665	Glassware	12,299	4,261	-	-	

Tabel 23. Lanjutan
Table 23. Continued

Negara/Country			Ekspor/Export		Impor/Import	
			Berat Bersih Net Weight (Kg) (4)	Nilai FOB FOB Value (US\$) (5)	Berat Bersih Net Weight (Kg) (6)	Nilai CIF CIF Value (US\$) (7)
(1)	SITC (2)	Komoditi/Commodity (3)				
		Subtotal	181,169	114,396	-	-
Latvia	231	Natural Rubber Latex;natural Rubber And Similar Natural Gums	100,800	98,390	-	-
	248	Wood, simply Worked And Railway Sleeper Of Wood	-	-	234,720	185,412
	422	Fixed Vegetable Fats And Oils Solid, crude, refined/fractioned	376,944	180,673	-	-
	625	Rubber Tyre, tyre Cases, tyre Treads, inner Tubes And Tyre Flans	15,928	24,575	-	-
	821	Furniture And Parts Thereof	13,609	37,815	-	-
	899	Other Miscellaneous Manufactured Articles, n.e.	12,829	30,548	-	-
		Subtotal	520,110	372,001	234,720	185,412
Estonia	072	Cocoa	120,000	204,000	-	-
	431	Animal And Vegetable Oil And Fat Processed And Wax Of Animal/veg.	20,000	14,500	-	-
		Subtotal	140,000	218,500	-	-
Georgia	634	Veneers, plywood, improved Or Reconstituted Wood, worked, n.e.s	110,455	99,286	1,236	731
	821	Furniture And Parts Thereof	1,750	2,870	-	-
		Subtotal	112,205	102,156	1,236	731
Croatia	081	Feeding Stuff For Animal	-	-	306,134	71,941
	248	Wood, simply Worked And Railway Sleeper Of Wood	66,906	21,996	-	-
	625	Rubber Tyre, tyre Cases, tyre Treads, inner Tubes And Tyre Flans	8,148	10,981	-	-
	635	Wood Manufactures, n.e.s	16,155	4,251	-	-
		Subtotal	91,209	37,228	306,134	71,941
Malta	036	Crustaceans Moluscs And Aquatic Invertebrate	1,086	1,086	-	-
	071	Coffee And Coffee Substitute:	17,000	12,750	-	-
		Subtotal	18,086	13,836	-	-
Slovakia	248	Wood, simply Worked And Railway Sleeper Of Wood	-	-	24,000	20,717
	741	Heating And Cooling Equipment And Parts Thereof, n.e.s	-	-	377	12,767
	821	Furniture And Parts Thereof	1,570	4,238	-	-
	884	Optical Goods, n.e.s	122	2,736	-	-
	899	Other Miscellaneous Manufactured Articles, n.e.	2,215	5,739	-	-
		Subtotal	3,907	12,713	24,377	33,484
Slovenia	231	Natural Rubber Latex;natural Rubber And Similar Natural Gums	7,983,665	7,207,967	-	-
	248	Wood, simply Worked And Railway Sleeper Of Wood	-	-	476,000	363,930
	634	Veneers, plywood, improved Or Reconstituted Wood, worked, n.e.s	169,337	114,027	-	-
	699	Manufactures Of Base Metal N.e.	-	-	12,505	11,408
	821	Furniture And Parts Thereof	2,582	5,705	-	-
	848	Articles Of Apparel And Clothing Accessories Of Oth. Than Tex. Fab.	7,041	19,644	-	-
		Subtotal	8,162,625	7,347,343	488,505	375,338
Czech Republic	062	Sugar Confectioner	11,918	27,543	-	-
	231	Natural Rubber Latex;natural Rubber And Similar Natural Gums	2,302,346	1,510,741	-	-
	514	Nitrogen-function Compound	-	-	193,455	209,720
	533	Pigments, paints, varnishes And Related Material	-	-	60,000	102,820
	641	Paper And Paperboard	-	-	46,325	26,405
	665	Glassware	69,002	28,466	-	-
	678	Wire Of Iron Or Steel	-	-	2,460,711	730,670
	693	Wire Product And Fencing Grill	959	570	-	-
	821	Furniture And Parts Thereof	8,373	36,027	-	-
	893	Article, n.e.s Of Plastic:	-	-	5,396	4,129

Tabel 23. Lanjutan
Table Continued

Negara/Country		Ekspor/Export		Impor/Import		
		Berat Bersih Net Weight (Kg) (4)	Nilai FOB FOB Value (US\$) (5)	Berat Bersih Net Weight (Kg) (6)	Nilai CIF CIF Value (US\$) (7)	
SITC	Komoditi/Commodity					
(1)	(2)	(3)				
	899 Other Miscellaneous Manufactured Articles,n.e.		20,085	53,121	-	-
	Subtotal		2,412,683	1,656,468	2,765,887	1,073,744
South Georgia And The South Sa						
	001 Live Animals Other Than Fis		600	900	-	-
	034 Fish,fresh,chilled Or Frozer		543	835	-	-
	036 Crustaceans Moluscs And Aquatic Invertebrate		210	1,050	-	-
	054 Vegetables,fresh Chilled,frozen Or Simply Preserved		179,815	27,675	-	-
	057 Fruit And Nut,fresh Or Dried		2,831	563	-	-
	075 Spices		11,955	41,903	-	-
	251 Pulp And Waste Paper		249,795	108,158	-	-
	635 Wood Manufactures,n.e.:		37,970	22,514	-	-
	665 Glassware		5,000	6,669	-	-
	841 Men's Coats,jacket,not Knitted		7,252	31,275	-	-
	843 Men's Coats,jacket,knitted		1,584	9,584	-	-
	Subtotal		497,555	251,126	-	-
Russian Federation						
	059 Fruit Juices And Vegetable Juice		37,440	40,716	-	-
	062 Sugar Confectioner		503,975	802,700	-	-
	071 Coffee And Coffee Substitute:		36,000	28,800	-	-
	072 Cocoa		45,000	76,500	-	-
	073 Chocolate And Other Food Preparations Containing Cocoa		17,795	30,253	-	-
	N.e.s					
	074 Tea And Mate		1,812,430	1,633,985	-	-
	075 Spices		34,800	26,114	-	-
	091 Margarine And Shortenin;		3,172,951	1,567,732	-	-
	231 Natural Rubber Latex;natural Rubber And Similar Natural		320,472	301,010	-	-
	Gums					
	232 Synthetic Rubber Latex;synthetic Rubber And Reclaimed		-	-	345,600	623,376
	Rubber					
	248 Wood,Simply Worked And Railway Sleeper Of Wood		20,456	9,650	23,950	18,410
	422 Fixed Vegetable Fats And Oils Solid,crude,refined/fractioned		33,202,880	17,245,142	-	-
	431 Animal And Vegetable Oil And Fat Processed And Wax Of		1,639,472	692,919	-	-
	Animal/veg					
	522 Inorganic Chemical Elements,oxides And Halogen Salts		-	-	43,560	18,076
	562 Fertilizers,manufacture		-	-	75,869,247	9,864,601
	598 Miscellaneous Chemical Products,n.e.		20,000	18,200	-	-
	625 Rubber Tyre,tyre Cases,tyre Treads,inner Tubes And Tyre		18,406	35,504	-	-
	Flans					
	635 Wood Manufactures,n.e.:		26,577	27,802	-	-
	673 Flat Rolled Products Not Clac		-	-	427,646	132,624
	731 Machine-tools By Removing Meta		-	-	9,289	5,900
	813 Lighting Fixtures And Fitting		25	2,562	-	-
	821 Furniture And Parts Thereof		15,591	44,613	-	-
	848 Articles Of Apparel And Clothing Accessories Of Oth. Than		199,376	416,516	-	-
	Tex. Fab.					
	884 Optical Goods,n.e.:		770	51,150	-	-
	Subtotal		41,124,416	23,051,868	76,719,292	10,662,987
Total			5,490,111,783	2,687,876,101	2,343,112,016	679,810,981

Tabel 24. Ekspor Sumatera Utara menurut Komoditi SITC dan Propinsi Asal, 2003
 Table 24. Export dan Import of Sumatera Utara by SITC Commodity and Propinsi Come, 2003
 Tabel 24. Lanjutan
 Table 24. Continued

SITC	Komoditi/Commodity	Negara/Country	Ekspor/Export	
			Berat Bersih Net Weight (Kg)	Nilai FOB FOB Value (US\$)
(1)	(2)	(3)	(4)	(5)
001	Live Animals Other Than Fish			
	Sumatera Utara		383,166	385,776
	Banten		923	1,384
	Subtotal		384,089	387,160
011	Meat Of Bovine Animals Fresh, Chilled Or Frozen			
	Sumatera Utara		70,000	70,000
	Subtotal		70,000	70,000
012	Other Meat,other Edible Meat Offal,fresh,chilled Or Froze			
	Sumatera Utara		1,397,486	4,231,607
	Jawa Timur		1,613	1,000
	Subtotal		1,399,099	4,232,607
016	Meat And Edible Meat Offal, Salted, Dried; Edible Flour Of Me:			
	Sumatera Utara		18,901	34,571
	Subtotal		18,901	34,571
017	Meat And Edible Meat Offal, Prepared Or Preserved, N.e.s.			
	Sumatera Utara		950,000	457,648
	Subtotal		950,000	457,648
022	Milk And Cream And Milk Products Other Than Butter Or Cheese			
	Sumatera Utara		33,596	229,508
	Subtotal		33,596	229,508
023	Butter And Other Fats From Milk			
	Sumatera Utara		6,080	6,300
	Subtotal		6,080	6,300
025	Eggs,birds And Egg Yolks Fresh,dried Or Otherwise Preserved			
	Sumatera Utara		21,644	9,495
	Subtotal		21,644	9,495
034	Fish,fresh,chilled Or Froze			
	Sumatera Utara		22,293,279	22,683,934
	Riau		31,188	36,551
	Dki Jakarta		45,975	231,535
	Jawa Barat		3,006	2,142
	Jawa Tengah		630	961
	Jawa Timur		83,109	88,172
	Bali		900	6,500
	Kalimantan Timur		55	1,084
	Sulawesi Utara		1,552,919	766,394
	Sulawesi Selatan		5,515	16,551
	Sulawesi Tenggara		145,869	93,659
	Maluku		150,000	97,500
	Subtotal		24,312,445	24,024,983
035	Fish,dried Salted Or In Brine;smoked Fish			
	Nangroe Aceh Darussalan		10,800	100,848
	Sumatera Utara		1,800,467	1,647,845
	Riau		1,012	292
	Jawa Tengah		7,800	26,106
	Jawa Timur		17,375	87,494
	Subtotal		1,837,454	1,862,585
036	Crustaceans Moluscs And Aquatic Invertebrates			
	Nangroe Aceh Darussalan		241,419	1,289,398
	Sumatera Utara		21,311,410	122,755,557
	Riau		37,488	76,016
	Bengkulu		1,082	99,138
	Lampung		31,434	268,308
	Dki Jakarta		12,150	87,358
	Jawa Barat		146	68
	Jawa Tengah		10,212	67,746
	Jawa Timur		101,010	244,666
	Bali		1,120	3,050
	Kalimantan Selatan		31,354	113,540
	Kalimantan Timur		15,254	148,600
	Sulawesi Selatan		36,880	317,918
	Sulawesi Tenggara		253,853	144,407
	Maluku		17,427	103,076
	Subtotal		22,102,239	125,718,846
037	Fish,crustaceans,moluscs And Oth Aquatic Invert,prep Or Preserv			
	Sumatera Utara		148,045	641,806

Tabel 24. Lanjutan
Table 24. Continued

SITC	Komoditi/Commodity		Ekspor/Export	
			Berat Bersih Net Weight (Kg)	Nilai FOB FOB Value (US\$)
(1)	(2)	Negara/Country (3)	(4)	(5)
		Jawa Timur	20,440	62,855
		Subtotal	168,485	704,661
041	Wheat And Meslin,unmilled	Sumatera Utara	2,992	395
		Subtotal	2,992	395
042	Rice	Sumatera Utara	1,966	1,263
		Subtotal	1,966	1,263
044	Maize,unmilled	Sumatera Utara	1,184,054	220,084
		Dki Jakarta	18,420	3,332
		Jawa Timur	84,000	12,930
		Subtotal	1,286,474	236,346
048	Cereal Preparations And Preparations Of Flours/starch Of Fr	Sumatera Utara	673,140	496,500
		Dki Jakarta	2,674	8,248
		Jawa Barat	11,370	12,576
		Subtotal	687,184	517,324
054	Vegetables,fresh Chilled,frozen Or Simply Preserved	Sumatera Utara	70,987,701	18,501,788
		Riau	1,952	280
		Lampung	9,192	1,421
		Dki Jakarta	41,671	7,197
		Jawa Barat	15,522	5,573
		Jawa Timur	289	179
		Sulawesi Selatan	6,770	1,782
		Subtotal	71,063,097	18,518,220
056	Vegetables,roots And Tubers,prepared Or Preserved N.e.s	Sumatera Utara	4,735,713	1,791,790
		Riau	16,178	20,453
		Jawa Timur	50,302	56,140
		Subtotal	4,802,193	1,868,383
057	Fruit And Nut,fresh Or Dried	Nangroe Aceh Darussalan	988,430	275,374
		Sumatera Utara	82,124,972	27,055,029
		Sumatera Barat	1,983,068	683,561
		Riau	680,292	591,508
		Lampung	5,107	789
		Bangka Belitung	35,165	7,571
		Dki Jakarta	53,460	9,968
		Jawa Barat	214,190	77,293
		Jawa Timur	62,500	12,500
		Subtotal	86,147,184	28,713,593
058	Fruit,preserved And Fruit Preparation	Sumatera Utara	2,066,381	759,480
		Riau	11,070	6,863
		Lampung	218,783	45,182
		Jawa Tengah	39,240	35,433
		Subtotal	2,335,474	846,958
059	Fruit Juices And Vegetable Juice	Sumatera Utara	1,595,313	1,176,824
		Subtotal	1,595,313	1,176,824
061	Sugar,molasses And Honey	Sumatera Utara	12,282,772	636,784
		Subtotal	12,282,772	636,784
062	Sugar Confectionery	Sumatera Utara	3,283,060	5,784,760
		Riau	2,196	3,600
		Dki Jakarta	739	2,466
		Jawa Barat	24,021	40,213
		Jawa Timur	1,808	239
		Subtotal	3,311,824	5,831,278
071	Coffee And Coffee Substitutes	Nangroe Aceh Darussalan	5,479,587	11,133,744
		Sumatera Utara	34,557,711	60,897,332
		Sumatera Barat	1,120,730	775,020
		Riau	18,000	34,000
		Bengkulu	16,500	26,400
		Lampung	186,000	130,588

Tabel 24. Lanjutan
Table 24. Continued

SITC	Komoditi/Commodity Negara/Country		Ekspor/Export	
			Berat Bersih Net Weight (Kg)	Nilai FOB FOB Value (US\$)
(1)	(2)	(3)	(4)	(5)
	Jawa Timur		60,800	68,341
	Subtotal		41,439,328	73,065,425
072	Cocoa			
	Nangroe Aceh Darussalan		1,174,937	1,914,351
	Sumatera Utara		27,935,375	39,589,411
	Sumatera Barat		317,000	460,423
	Riau		56,005	6,080
	Sulawesi Tengah		500,000	1,022,063
	Sulawesi Selatan		1,050,000	1,478,190
	Subtotal		31,033,317	44,470,518
073	Chocolate And Other Food Preparations Containing Cocoa N.e.s			
	Sumatera Utara		326,312	988,333
	Sumatera Barat		6,792	14,854
	Subtotal		333,104	1,003,187
074	Tea And Mate			
	Sumatera Utara		10,877,260	9,733,613
	Sumatera Barat		4,758,499	4,483,488
	Sumatera Selatan		5,200	5,200
	Dki Jakarta		2,700	2,811
	Jawa Barat		62,180	49,763
	Subtotal		15,705,839	14,274,875
075	Spices			
	Nangroe Aceh Darussalan		18,755	17,897
	Sumatera Utara		6,193,497	3,110,752
	Sumatera Barat		11,415,869	6,808,664
	Riau		12,719	14,811
	Jambi		22,000	12,255
	Lampung		68,997	73,833
	Dki Jakarta		1,620	412
	Jawa Barat		11,857	6,581
	Jawa Tengah		13,000	14,941
	Jawa Timur		13,485	20,721
	Bali		9,393	45,805
	Subtotal		17,781,192	10,126,672
081	Feeding Stuff For Animals			
	Sumatera Utara		519,158,866	29,905,862
	Lampung		254,041	31,490
	Subtotal		519,412,907	29,937,352
091	Margarine And Shortening			
	Sumatera Utara		46,887,510	18,812,805
	Jawa Timur		268,410	97,997
	Subtotal		47,155,920	18,910,802
098	Edible Product And Preparations			
	Sumatera Utara		633,811	815,019
	Sumatera Barat		11,000	4,925
	Riau		18,000	4,515
	Jawa Barat		3,789	2,430
	Jawa Timur		5,003	27,597
	Subtotal		671,603	854,486
111	Non-alcoholic Beverages,n.e.s			
	Sumatera Utara		6,232	958
	Jawa Timur		257	34
	Subtotal		6,489	992
112	Alcoholic Beverages			
	Lampung		13,383	16,498
	Subtotal		13,383	16,498
121	Tobacco,unmanufactured;tobacco Refuse			
	Sumatera Utara		2,073,855	2,387,719
	Sumatera Barat		78,775	150,603
	Jawa Timur		16,217	66,059
	Subtotal		2,168,847	2,604,381
122	Tobacco,manufactured			
	Sumatera Utara		12,071,657	39,284,914
	Subtotal		12,071,657	39,284,914
211	Hides And Skins.raw			
	Sumatera Utara		67,086	57,446
	Subtotal		67,086	57,446
222	Oil Seeds Use For Extraction Of Soft Fixed Vegetable Oil			
	Sumatera Utara		100,570	27,501

Tabel 24. Lanjutan
Table 24. Continued

SITC	Komoditi/Commodity Negara/Country		Ekspor/Export	
			Berat Bersih Net Weight (Kg)	Nilai FOB FOB Value (US\$)
(1)	(2)	(3)	(4)	(5)
	Subtotal		100,570	27,501
223	Oil Seeds Use For Extraction Of Other Fixed Vegetable Oils			
	Sumatera Utara		8,143,504	1,375,699
	Sumatera Barat		1,067	930
	Subtotal		8,144,571	1,376,629
231	Natural Rubber Latex;natural Rubber And Similar Natural Gums			
	Nangroe Aceh Darussalan		802,222	986,298
	Sumatera Utara		442,824,077	399,059,455
	Sumatera Barat		178,885	176,105
	Riau		75,902,382	65,972,535
	Jambi		3,629,522	2,871,210
	Sumatera Selatan		463,680	346,546
	Dki Jakarta		80,480	89,711
	Kalimantan Tengah		2,696,331	2,517,664
	Kalimantan Selatan		151,200	137,259
	Kalimantan Timur		80,640	76,183
	Subtotal		526,809,415	472,232,970
232	Synthetic Rubber Latex;synthetic Rubber And Reclaimed Rubber			
	Sumatera Utara		967,973	829,993
	Riau		129,798	137,328
	Sumatera Selatan		78,380	182,997
	Subtotal		1,176,151	1,150,318
244	Cork,natural,raw And Waste			
	Riau		40,320	42,739
	Subtotal		40,320	42,739
245	Fuel Wood And Wood Charcoal			
	Nangroe Aceh Darussalan		93,480	17,001
	Sumatera Utara		22,207,653	3,766,322
	Sumatera Barat		10,281	3,569
	Riau		2,674,012	670,322
	Sumatera Selatan		1,816	2,442
	Lampung		251,040	36,484
	Jawa Timur		46,212	35,137
	Bali		1,253	1,698
	Kalimantan Barat		19,900	3,283
	Subtotal		25,305,647	4,536,258
246	Wood In Chips Or Particles And Waste			
	Sumatera Utara		1,384,137	554,729
	Subtotal		1,384,137	554,729
247	Wood In The Rough Or Roughly Squared			
	Sumatera Utara		340,627	88,925
	Riau		9,800	10,279
	Subtotal		350,427	99,204
248	Wood, simply Worked And Railway Sleeper Of Wood			
	Nangroe Aceh Darussalan		127,522	27,264
	Sumatera Utara		35,261,092	18,766,416
	Sumatera Barat		212,142	100,636
	Riau		26,075,340	9,455,746
	Jambi		385,772	111,541
	Sumatera Selatan		17,459	12,381
	Jawa Tengah		74,983	54,703
	Jawa Timur		185,342	149,640
	Kalimantan Selatan		13,349	12,881
	Kalimantan Timur		54,822	34,442
	Subtotal		62,407,823	28,725,650
251	Pulp And Waste Paper			
	Sumatera Utara		53,223,758	20,041,825
	Sumatera Barat		1,999,459	769,791
	Riau		45,330,700	14,170,268
	Jawa Barat		1,470,129	545,431
	Subtotal		102,024,046	35,527,315
265	Vegetable Textile Fibres,raw Or Processed;waste Of These Fibres			
	Sumatera Utara		9,732	2,558
	Jawa Barat		11,215	22,825
	Subtotal		20,947	25,383
266	Synthetic Fibres Suitable For Spinning			
	Sumatera Utara		58,141	13,697
	Dki Jakarta		2,604	2,062
	Jawa Barat		30,000	19,921

Tabel 24. Lanjutan
Table 24. Continued

SITC	Komoditi/Commodity	Negara/Country	Ekspor/Export	
			Berat Bersih Net Weight (Kg)	Nilai FOB FOB Value (US\$)
(1)	(2)	(3)	(4)	(5)
	Subtotal		90,745	35,680
267	Other Man-made Fibres Suitable For Spinning And Waste Of N-n-f			
	Jawa Timur		6,413	236
	Subtotal		6,413	236
268	Wool And Other Animal Hair			
	Sumatera Utara		7,003	11,018
	Subtotal		7,003	11,018
269	Old Clothing And Other Old Textile Articles;ra			
	Sumatera Utara		73,076	58,687
	Sumatera Barat		24,000	3,155
	Riau		4,258	81,065
	Jawa Barat		5,900	20,000
	Subtotal		107,234	162,907
272	Fertilizers,crude			
	Sumatera Utara		865,119	70,951
	Jawa Timur		228,400	22,900
	Subtotal		1,093,519	93,851
273	Stone,sand And Gravel			
	Sumatera Utara		180	184
	Riau		2,433,520	11,345
	Bangka Belitung		2,430	4,982
	Subtotal		2,436,130	16,511
274	Sulphur & Unroasted Iron Pyrites			
	Sumatera Utara		2,400	888
	Subtotal		2,400	888
277	Natural Abrasives,n.e.s			
	Sumatera Utara		1,250,000	45,334
	Jawa Timur		64,800	4,320
	Subtotal		1,314,800	49,654
278	Other Crude Minerals			
	Sumatera Utara		7,317,441	3,059,811
	Bengkulu		19,000	4,889
	Kalimantan Barat		40,000	2,800
	Subtotal		7,376,441	3,067,500
282	Waste And Scrap Metal Of Iron Or Steel			
	Sumatera Utara		955,971	686,058
	Subtotal		955,971	686,058
283	Copper Ores And Concentrates			
	Sumatera Utara		30,954	5,355
	Subtotal		30,954	5,355
284	Nickel Ores And Concentrates			
	Sulawesi Tenggara		60,374,200	1,126,280
	Subtotal		60,374,200	1,126,280
287	Ores And Concentrates Of Base Metals,n.e.s			
	Sumatera Utara		1,249	350
	Subtotal		1,249	350
288	Non-ferrous Base Metal Waste And Scrap, N.e.s.			
	Sumatera Utara		3,544,968	3,029,457
	Jawa Barat		19,753	25,622
	Jawa Timur		346,959	502,012
	Subtotal		3,911,680	3,557,091
291	Crude Animal Materials,n.e.s			
	Sumatera Utara		12,160	20,129
	Lampung		7,500	3,000
	Subtotal		19,660	23,129
292	Crude Vegetable Materials,n.e.s			
	Sumatera Utara		19,844,527	8,296,971
	Sumatera Barat		2,892,743	2,866,771
	Riau		366,965	63,788
	Lampung		15,400	4,209
	Jawa Barat		12,300	1,538
	Jawa Timur		64,449	46,045
	Bali		1,441	3,172
	Kalimantan Selatan		24,000	13,200
	Subtotal		23,221,825	11,295,694
321	Coal,pulverized Or Not			
	Kalimantan Selatan		71,296,112	1,299,636
	Kalimantan Timur		329,611,000	8,144,555
	Subtotal		400,907,112	9,444,191

Tabel 24. Lanjutan
Table 24. Continued

SITC	Komoditi/Commodity	Negara/Country	Ekspor/Export	
			Berat Bersih Net Weight (Kg)	Nilai FOB FOB Value (US\$)
(1)	(2)	(3)	(4)	(5)
322	Briquettes, Lignite And Peat			
	Sumatera Utara		3,828	82
	Subtotal		3,828	82
325	Coke And Semi Coke Of Coal,of Lignite,or Of Peat			
	Sumatera Utara		5,000	1,316
	Subtotal		5,000	1,316
411	Animal Oils And Fats			
	Sumatera Utara		1,972,650	619,807
	Subtotal		1,972,650	619,807
421	Fixed Vegetable Fats And Oils Soft,crude,refined Or Fractione			
	Sumatera Utara		10,873,954	4,220,337
	Subtotal		10,873,954	4,220,337
422	Fixed Vegetable Fats And Oils Solid,crude,refined/fractione			
	Nangroe Aceh Darussalan		500,000	135,000
	Sumatera Utara		2,432,743,317	958,547,464
	Sumatera Barat		1,891,608	640,565
	Riau		25,547,460	10,216,098
	Dki Jakarta		1,795,018	740,171
	Jawa Barat		1,062,696	372,065
	Jawa Timur		23,350	21,020
	Kalimantan Barat		500,000	170,000
	Sulawesi Utara		1,645,258	814,402
	Sulawesi Tengah		3,985,000	1,613,925
	Subtotal		2,469,693,707	973,270,710
431	Animal And Vegetable Oil And Fat Processed And Wax Of Animal/veg.			
	Sumatera Utara		89,632,773	33,357,807
	Dki Jakarta		15,000	7,350
	Subtotal		89,647,773	33,365,157
511	Hydrocarbon,n.e.s And Their Halogenated,nitrated Derivative			
	Sumatera Utara		24,400	18,043
	Jawa Barat		2,000,000	1,280,420
	Subtotal		2,024,400	1,298,463
512	Alcohols,phenols,phenol-alcohols And Their Halogenatec			
	Sumatera Utara		472,001	326,906
	Riau		500,000	387,900
	Dki Jakarta		20,000	21,600
	Jawa Timur		70,000	68,100
	Banten		16,000	30,208
	Subtotal		1,078,001	834,714
513	Carboxylic Acids,and Their Anhydrides,halides.peroxide:			
	Sumatera Utara		7,229,774	2,688,697
	Jawa Barat		2,482,000	1,337,236
	Subtotal		9,711,774	4,025,933
514	Nitrogen-function Compounds			
	Sumatera Utara		346	1,943
	Banten		75,197	112,356
	Subtotal		75,543	114,299
516	Other Organic Chemicals			
	Sumatera Utara		18,899	98,162
	Subtotal		18,899	98,162
522	Inorganic Chemical Elements,oxides And Halogen Salts			
	Sumatera Utara		74,728	326,889
	Jawa Barat		500,000	68,750
	Subtotal		574,728	395,639
524	Other Inorganic Chemicals;chemical Compound Of Precious Metals			
	Nangroe Aceh Darussalan		1,348,800	302,105
	Subtotal		1,348,800	302,105
531	Synthetic Org.colouring Matte:			
	Dki Jakarta		2,825	19,444
	Subtotal		2,825	19,444
532	Dyeing And Tanning Extracts,and Synthetic Tanning Materials			
	Nangroe Aceh Darussalan		32,042	38,148
	Sumatera Utara		1,749,365	1,871,676
	Sumatera Barat		1,457,359	1,371,601
	Jambi		12,000	13,200
	Dki Jakarta		24,000	25,900
	Subtotal		3,274,766	3,320,525
533	Pigments,paints,varnishes And Related Materials			
	Sumatera Utara		99,331	39,562

Tabel 24. Lanjutan
Table 24. Continued

SITC	Komoditi/Commodity	Negara/Country	Ekspor/Export	
			Berat Bersih Net Weight (Kg)	Nilai FOB FOB Value (US\$)
(1)	(2)	(3)	(4)	(5)
	Dki Jakarta		19,690	3,199
	Subtotal		119,021	42,761
541	Medicinal & Pharmaceutical Prod.			
	Sumatera Utara		36,801	9,506
	Subtotal		36,801	9,506
542	Medicaments Incl.veterinari Med.			
	Sumatera Utara		35,599	42,486
	Subtotal		35,599	42,486
551	Essential Oils,perfume And Flavour Material:			
	Sumatera Utara		2,325,530	30,521,338
	Sumatera Barat		30,053	792,950
	Jawa Barat		900	14,421
	Subtotal		2,356,483	31,328,709
553	Perfumery,cosmetics And Toilet Preparations			
	Sumatera Utara		2,363,873	2,315,216
	Riau		9,675	1,388
	Dki Jakarta		5,358	4,243
	Jawa Timur		34,276	47,086
	Subtotal		2,413,182	2,367,933
554	Soap,cleansing And Polishing Preparation			
	Sumatera Utara		6,404,175	2,762,560
	Riau		4,489	644
	Jawa Barat		189,389	363,078
	Jawa Timur		7,412	4,002
	Subtotal		6,605,465	3,130,284
562	Fertilizers,manufactured			
	Nangroe Aceh Darussalan		10,000,000	1,402,500
	Sumatera Utara		730,500	27,935
	Subtotal		10,730,500	1,430,435
571	Polymers Of Ethylene,primary Forms			
	Sumatera Utara		16,536	18,117
	Subtotal		16,536	18,117
573	Polimers Of Vinyl Chloride,prmry			
	Sumatera Utara		30,000	640
	Subtotal		30,000	640
574	Poliacetals,polycarbon,primar			
	Jawa Barat		60,023	52,042
	Subtotal		60,023	52,042
575	Other Plastics In Primary Forms			
	Sumatera Utara		426,141	203,481
	Dki Jakarta		748	17,160
	Jawa Barat		156,000	6,500
	Subtotal		582,889	227,141
579	Waste And Scrap Of Plastics			
	Sumatera Utara		72,351	19,131
	Jawa Barat		41,658	5,735
	Subtotal		114,009	24,866
581	Tubes,pipes And Hoses Of Plastic			
	Sumatera Utara		2,400	395
	Subtotal		2,400	395
582	Plates,sheets,film Of Plastic:			
	Sumatera Utara		19,589	18,837
	Jawa Barat		6,220	9,486
	Jawa Timur		4,961	37,610
	Subtotal		30,770	65,933
591	Disinfectants.insecticides,fungicides.etc Put In Form			
	Nangroe Aceh Darussalan		9,959	134,877
	Sumatera Utara		2,847,524	10,310,339
	Sumatera Barat		16,045	80,853
	Bengkulu		2,976	46,620
	Subtotal		2,876,504	10,572,689
592	Starches,inulin And Wheat Gluten Albuminoidal Substances;glues			
	Sumatera Utara		2,497,082	728,194
	Riau		16,731	2,400
	Subtotal		2,513,813	730,594
598	Miscellaneous Chemical Products,n.e.s			
	Sumatera Utara		4,996,629	3,383,743
	Bangka Belitung		20,000	13,200
	Dki Jakarta		1,268	3,354

Tabel 24. Lanjutan
Table 24. Continued

SITC		Komoditi/Commodity	Negara/Country	Ekspor/Export	
				Berat Bersih Net Weight (Kg)	Nilai FOB FOB Value (US\$)
(1)	(2)	(3)	(4)	(5)	
		Jawa Barat	19,525	12,792	
		Jawa Timur	15,000	18,750	
		Kalimantan Barat	10,000	5,232	
		Subtotal	5,062,422	3,437,071	
611	Leather				
		Sumatera Utara	63,663	2,329,038	
		Riau	36,862	19,213	
		Subtotal	100,525	2,348,251	
612	Manufactures Of Leather Or Composition Leather N.e.s				
		Sumatera Utara	6,922	5,430	
		Subtotal	6,922	5,430	
613	Furskins, Tanned Or dressed				
		Sumatera Utara	26,280	20,241	
		Subtotal	26,280	20,241	
621	Materials Of Rubber				
		Sumatera Utara	918,907	1,387,545	
		Riau	37,878	19,151	
		Subtotal	956,785	1,406,696	
625	Rubber Tyre, tyre Cases, tyre Treads, inner Tubes And Tyre Flap				
		Sumatera Utara	10,732,263	17,183,979	
		Riau	80,640	68,947	
		Subtotal	10,812,903	17,252,926	
629	Articles Of Rubber, n.e.s				
		Sumatera Utara	1,802,092	190,785	
		Subtotal	1,802,092	190,785	
634	Veneers, plywood, improved Or Reconstituted Wood, worked, n.e.s				
		Sumatera Utara	235,913,293	109,428,865	
		Sumatera Barat	1,701,589	1,522,438	
		Riau	11,018,157	4,979,805	
		Jambi	87,888	40,803	
		Sumatera Selatan	30,482	32,328	
		Lampung	130,900	67,684	
		Dki Jakarta	40,410	36,192	
		Jawa Barat	470,521	151,179	
		Jawa Tengah	112,323	56,543	
		Jawa Timur	467,548	238,452	
		Banten	805,677	318,737	
		Kalimantan Barat	451,912	251,541	
		Kalimantan Tengah	1,825,880	1,110,961	
		Kalimantan Selatan	4,157,775	2,903,912	
		Kalimantan Timur	2,424,936	1,068,885	
		Sulawesi Tenggara	19,764	8,647	
		Subtotal	259,659,055	122,216,972	
635	Wood Manufactures, n.e.s				
		Nangroe Aceh Darussalan	34,666	19,459	
		Sumatera Utara	123,979,921	87,909,505	
		Sumatera Barat	881,678	220,705	
		Riau	2,413,090	860,832	
		Jambi	43,045	28,926	
		Lampung	28,025	6,940	
		Dki Jakarta	21,056	24,837	
		Jawa Barat	43,428	43,614	
		Jawa Tengah	269,483	65,353	
		Jawa Timur	129,515	236,635	
		Bali	3,468	16,315	
		Kalimantan Barat	15,915	15,580	
		Kalimantan Selatan	28,298	30,902	
		Sulawesi Utara	40,404	29,333	
		Sulawesi Selatan	35,655	45,030	
		Subtotal	127,967,647	89,553,966	
641	Paper And Paperboard				
		Nangroe Aceh Darussalan	12,397	5,786	
		Sumatera Utara	1,836,367	2,958,955	
		Sumatera Barat	3,000	624	
		Riau	12,160	23,969	
		Bangka Belitung	34,000	11,000	
		Jawa Barat	500,000	203,930	
		Jawa Timur	126,337	96,604	
		Subtotal	2,524,261	3,300,868	

Tabel 24. Lanjutan
Table 24. Continued

SITC	Komoditi/Commodity	Negara/Country	Ekspor/Export	
			Berat Bersih Net Weight (Kg)	Nilai FOB FOB Value (US\$)
(1)	(2)	(3)	(4)	(5)
642	Paper And Paperboard Cut To Size Or Shape And Articles Of Paper			
	Sumatera Utara		3,720,562	1,253,560
	Dki Jakarta		4,240	5,600
	Jawa Tengah		1,245	9,065
	Jawa Timur		27,086	21,444
	Bali		287	383
	Subtotal		3,753,420	1,290,052
651	Textile Yarn			
	Sumatera Utara		56,811	48,704
	Jawa Barat		67,205	143,660
	Subtotal		124,016	192,364
652	Cotton Fabrics,woven			
	Sumatera Utara		101,179	172,709
	Dki Jakarta		168	4,106
	Jawa Barat		6,800	40,639
	Jawa Tengah		75,585	39,075
	Di Yogyakarta		14,386	39,976
	Bali		2,191	22,554
	Subtotal		200,309	319,059
653	Fabrics,woven,of Man-made Fibres			
	Sumatera Utara		20,912	36,179
	Dki Jakarta		25,893	40,336
	Jawa Barat		72,813	248,250
	Jawa Tengah		4,104	17,985
	Jawa Timur		1,128	8,100
	Banten		30,531	136,783
	Subtotal		155,381	487,633
654	Textile Fabrics,woven,other Than Of Cotton Or Man-made Fibres			
	Sumatera Utara		7,984	3,309
	Subtotal		7,984	3,309
655	Knitted Or Crocheted Fabrics			
	Sumatera Utara		1,992	211
	Dki Jakarta		35	252
	Subtotal		2,027	463
656	Tulle,lace,embroidery,ribbons,trimmings And Other Small Ware			
	Sumatera Utara		84,265	13,058
	Jawa Barat		750	4,754
	Subtotal		85,015	17,812
657	Special Yarns,textile Fabrics			
	Sumatera Utara		81,896	133,694
	Jawa Barat		8,400	16,832
	Subtotal		90,296	150,526
658	Made-up Articles,wholly Or Chiefly Of Textile Materials N.e			
	Sumatera Utara		2,586,355	1,757,694
	Dki Jakarta		4,089	38,167
	Bali		297	399
	Subtotal		2,590,741	1,796,260
659	Floor Coverings,etc			
	Jawa Timur		12,150	24,787
	Subtotal		12,150	24,787
661	Lime,cement And Fabricated Construction Materials			
	Sumatera Utara		249,220	22,018
	Riau		19,600	12,525
	Jawa Timur		28,343,558	595,214
	Bali		7,116	15,227
	Kalimantan Selatan		5,000,000	62,550
	Sulawesi Selatan		37,139	17,238
	Subtotal		33,656,633	724,772
662	Clay Construction Materials And Refractory Construction Material			
	Sumatera Utara		1,196,071	200,899
	Jawa Timur		231,880	41,602
	Bali		996	1,964
	Subtotal		1,428,947	244,465
663	Mineral Manufactures,n.e.s			
	Sumatera Utara		361,528	218,305
	Dki Jakarta		588	4,880
	Jawa Timur		21,600	2,880
	Bali		3,900	6,054
	Subtotal		387,616	232,119

Tabel 24. Lanjutan
Table 24. Continued

SITC	Komoditi/Commodity Negara/Country		Ekspor/Export	
			Berat Bersih Net Weight (Kg)	Nilai FOB FOB Value (US\$)
(1)	(2)	(3)	(4)	(5)
664	Glass			
	Sumatera Utara		23,464,770	6,697,162
	Lampung		32,905	25,603
	Dki Jakarta		9,448	15,748
	Jawa Tengah		331	1,203
	Jawa Timur		211,493	45,816
	Subtotal		23,718,947	6,785,532
665	Glassware			
	Sumatera Utara		23,474,960	8,681,641
	Dki Jakarta		2,583	2,046
	Jawa Barat		6,173	22,670
	Bali		230	456
	Subtotal		23,483,946	8,706,813
666	Pottery			
	Sumatera Utara		5,375	4,337
	Di Yogyakarta		960	3,440
	Bali		1,661	5,808
	Subtotal		7,996	13,585
667	Pearl, Precious And Semi-precious Stones			
	Sumatera Utara		5,120	767
	Subtotal		5,120	767
671	Pig Iron,spiegeleisen,sponge Iron,ferro-alloy			
	Sumatera Utara		32	1,370
	Sulawesi Tenggara		1,431,427	2,838,048
	Subtotal		1,431,459	2,839,418
673	Flat Rolled Products Not Clad			
	Jawa Barat		3,748	5,148
	Subtotal		3,748	5,148
674	Flat Rolled Product,clad,plate			
	Sumatera Utara		632,958	349,020
	Subtotal		632,958	349,020
676	Iron And Steel Bar,rods,angels,shaped And Sections			
	Sumatera Utara		1,840,850	711,706
	Subtotal		1,840,850	711,706
678	Wire Of Iron Or Steel			
	Sumatera Utara		22,847	7,654
	Subtotal		22,847	7,654
679	Tubes,pipes,hollow Profile,pipe Fitting Of Iron Or Steel			
	Sumatera Utara		13,519,110	4,533,090
	Riau		40	10
	Subtotal		13,519,150	4,533,100
682	Copper			
	Sumatera Utara		353,042	458,353
	Riau		203,173	79,290
	Jawa Barat		3,953	5,128
	Subtotal		560,168	542,771
684	Aluminium			
	Sumatera Utara		106,025,003	148,576,176
	Sumatera Barat		41,246	62,034
	Subtotal		106,066,249	148,638,210
686	Zinc			
	Sumatera Utara		46,336	10,166
	Subtotal		46,336	10,166
689	Miscellaneous Non-ferrous Base Metals Employed In Metallurgy			
	Sumatera Utara		1,229	1,726
	Subtotal		1,229	1,726
691	Structures And Parts Of Iron,steel Or Aluminium			
	Sumatera Utara		5,994,439	11,897,862
	Sumatera Barat		17,329	42,288
	Riau		1,263	947
	Jawa Barat		3,688	3,510
	Subtotal		6,016,719	11,944,607
692	Metal Containers For Storage And Transport			
	Sumatera Utara		354,863	210,619
	Riau		137,898	165,035
	Jawa Timur		3,397	6,333
	Subtotal		496,158	381,987
693	Wire Product And Fencing Grills			
	Sumatera Utara		1,059	583

Tabel 24. Lanjutan
Table 24. Continued

SITC	Komoditi/Commodity	Negara/Country	Ekspor/Export	
			Berat Bersih Net Weight (Kg)	Nilai FOB FOB Value (US\$)
(1)	(2)	(3)	(4)	(5)
	Subtotal		1,059	583
694	Nails,screws,nuts,bolts,rivets In The Like Of Iron,steel/copp			
	Sumatera Utara		676,401	223,469
	Jawa Barat		2,185	7,680
	Subtotal		678,586	231,149
695	Tools For Use In The Hand Or In Machines			
	Sumatera Utara		23,062	72,682
	Riau		3,674	14,170
	Jawa Timur		7,998	64,446
	Subtotal		34,734	151,298
696	Cutlery			
	Sumatera Utara		5,405	23,466
	Subtotal		5,405	23,466
697	Household Equipment Of Base Metal.n.e.s			
	Sumatera Utara		357,888	724,821
	Dki Jakarta		750	9,900
	Jawa Barat		4,310	20,500
	Bali		105	156
	Subtotal		363,053	755,377
699	Manufactures Of Base Metal N.e.s			
	Sumatera Utara		29,404	30,045
	Riau		19,039	2,608
	Dki Jakarta		372	2,586
	Bali		160	1,569
	Subtotal		48,975	36,808
711	Steam And Other Vapour Generating Boilers And Parts			
	Sumatera Utara		90,693	289,888
	Subtotal		90,693	289,888
712	Steam Or Oth Gen.boilers & Parts			
	Sumatera Utara		600	434
	Subtotal		600	434
713	Internal Combustion Piston Engines And Parts			
	Sumatera Utara		71,507	599,643
	Subtotal		71,507	599,643
716	Rotating Electric Plant And Parts Thereof.n.e.			
	Sumatera Utara		47,885	30,372
	Subtotal		47,885	30,372
721	Agricultural Machinery And Parts			
	Sumatera Utara		8,388	15,743
	Subtotal		8,388	15,743
722	Tractors			
	Riau		2,000	3,158
	Subtotal		2,000	3,158
723	Civil Engineering And Contractor Plant And Equipment And Part			
	Sumatera Utara		7,130	21,905
	Riau		6,764	84,903
	Dki Jakarta		380	3,423
	Subtotal		14,274	110,231
724	Textile And Leather Machinery, and Parts Thereof.n.e.			
	Sumatera Utara		9,000	16,400
	Subtotal		9,000	16,400
725	Paper Mill And Pulp Mill Machinery,paper Cutting Machine			
	Sumatera Utara		2,219	80,808
	Subtotal		2,219	80,808
726	Printing And Bookbinding Machinery And Parts Thereof.n.e.			
	Sumatera Utara		2,433	6,198
	Subtotal		2,433	6,198
727	Food-processing Machines And Parts Thereof.n.e.s			
	Sumatera Utara		2,395	4,956
	Subtotal		2,395	4,956
728	Other Machine And Equipment Specialized For Particular Industry			
	Sumatera Utara		6,589,423	7,249,389
	Subtotal		6,589,423	7,249,389
731	Machine-tools By Removing Metal			
	Sumatera Utara		27,757	13,402
	Subtotal		27,757	13,402
733	Machine-tool For Working Metal			
	Sumatera Utara		5,720	7,710
	Subtotal		5,720	7,710

Tabel 24. Lanjutan
Table 24. Continued

SITC	Komoditi/Commodity	Negara/Country	Ekspor/Export	
			Berat Bersih Net Weight (Kg)	Nilai FOB FOB Value (US\$)
(1)	(2)	(3)	(4)	(5)
737	Metal Working Machinery And Part			
	Sumatera Utara		14,134	263,422
	Subtotal		14,134	263,422
741	Heating And Cooling Equipment And Parts Thereof,n.e.s			
	Sumatera Utara		654,194	323,173
	Dki Jakarta		820	8,612
	Subtotal		655,014	331,785
742	Pumps For Liquid And Parts			
	Sumatera Utara		21,823	26,002
	Riau		14,000	16,500
	Subtotal		35,823	42,502
743	Pumps And Compressors;fans & Blowers;centrifuges And Parts			
	Nangroe Aceh Darussalan		1,100	553,552
	Sumatera Utara		30,394	698,401
	Jawa Timur		2,156	55,167
	Subtotal		33,650	1,307,120
744	Mechanical Handling Equipment And Parts Thereof,n.e.s			
	Sumatera Utara		1,185	7,121
	Subtotal		1,185	7,121
745	Other Non-electical Machinery,tools And Mechanical Apparatus			
	Sumatera Utara		17,458	43,624
	Riau		5,720	10,000
	Subtotal		23,178	53,624
746	Ball Or Roller Bearing			
	Sumatera Utara		64	1,488
	Subtotal		64	1,488
747	Taps,cocks,valves For Pipes			
	Sumatera Utara		6,016	35,641
	Subtotal		6,016	35,641
748	Transmission Shafts And Cranks			
	Sumatera Utara		658	382
	Subtotal		658	382
749	Non-electric Parts And Accessories Of Machinery,n.e.s			
	Sumatera Utara		33,658	23,822
	Jambi		105	1,724
	Subtotal		33,763	25,546
751	Office Machines			
	Sumatera Utara		62,489	65,968
	Subtotal		62,489	65,968
752	Automatic Data Processing Machines And Units Thereof			
	Sumatera Utara		94,669	126,567
	Subtotal		94,669	126,567
759	Parts,n.e.s Of And Accessories For Machine Heading 751 Or 752			
	Sumatera Utara		143,542	638,500
	Riau		3,768	299,961
	Dki Jakarta		1,683	6,630
	Subtotal		148,993	945,091
761	Television Receivers			
	Sumatera Utara		316	632
	Jawa Barat		13,750	95,947
	Subtotal		14,066	96,579
762	Radio Broadcast Receivers			
	Dki Jakarta		23,790	234,588
	Jawa Barat		3,052	27,473
	Subtotal		26,842	262,061
763	Sound Recorders Or Reproducers			
	Sumatera Utara		15,360	61,666
	Subtotal		15,360	61,666
764	Telecommunication Equipment N.e.s And Parts			
	Sumatera Utara		10,964	91,625
	Riau		5,071	109,079
	Jawa Barat		6	641
	Subtotal		16,041	201,345
771	Electric Power Machinery & Parts			
	Sumatera Utara		20,290	21,345
	Subtotal		20,290	21,345
772	Electrical Apparatus For Making And Breaking Electrical Circu			
	Sumatera Utara		13,506	193,029
	Riau		94	16,506

Tabel 24. Lanjutan
Table Continued

SITC	Komoditi/Commodity	Negara/Country	Ekspor/Export	
			Berat Bersih Net Weight (Kg)	Nilai FOB FOB Value (US\$)
(1)	(2)	(3)	(4)	(5)
	Subtotal		13,600	209,535
774	Electric Apparatus For Medical Purpose & Radiological Apparatu			
	Sumatera Utara		617	20,069
	Subtotal		617	20,069
775	Household Type,electrical And Non-electrical Equipment,n.e.			
	Dki Jakarta		4,982	20,446
	Subtotal		4,982	20,446
776	Thermionic,cold Cathode And Photo-cathode Valves And Tubes			
	Sumatera Utara		25,291	66,907
	Riau		4,231	638,892
	Jawa Barat		90,720	197,771
	Subtotal		120,242	903,570
778	Electrical Machinery And Apparatus,n.e.s			
	Sumatera Utara		363,495	1,758,539
	Riau		1,458	25,128
	Jawa Timur		19,489	66,118
	Subtotal		384,442	1,849,785
782	Motor Vehicle For The Transport Of Goods			
	Sumatera Utara		59,100	20,494
	Subtotal		59,100	20,494
784	Parts And Accessories,n.e.s Of The Motor Vehicles			
	Sumatera Utara		8,895	5,341
	Dki Jakarta		6,732	34,129
	Jawa Timur		16,238	58,068
	Subtotal		31,865	97,538
785	Motorcycles,motor Scooters,and Other Cycles Motorized And Non-mt			
	Sumatera Utara		70,794	66,551
	Jawa Barat		701	21,783
	Subtotal		71,495	88,334
786	Trailer And Other-vehicle,not Motorize			
	Sumatera Utara		371,272	280,646
	Subtotal		371,272	280,646
791	Railway Vehicles And Associated Equipment			
	Sumatera Utara		896	247
	Subtotal		896	247
792	Aircraft And Associated Equipment And Parts Thereof,n.e.:			
	Sumatera Utara		651	14,200
	Jawa Timur		2,196	225,000
	Subtotal		2,847	239,200
793	Ships,boats And Floating Structures			
	Sumatera Utara		34	1,500
	Sumatera Barat		20,000	7,570
	Dki Jakarta		79,125	482,015
	Subtotal		99,159	491,085
811	Prefabricated Buildings			
	Sumatera Utara		2,455	2,644
	Subtotal		2,455	2,644
812	Sanitary,plumbing,heating And Lighting Fixtures And Fittin			
	Sumatera Utara		307,257	412,660
	Subtotal		307,257	412,660
813	Lighting Fixtures And Fitting			
	Sumatera Utara		831,599	2,377,257
	Riau		505	304
	Jawa Barat		4,823	3,193
	Banten		25	2,562
	Subtotal		836,952	2,383,316
821	Furniture And Parts Thereof			
	Sumatera Utara		28,028,475	34,867,895
	Sumatera Barat		23,302	24,021
	Riau		188,535	192,223
	Bengkulu		3,632	10,690
	Bangka Belitung		25,100	8,972
	Dki Jakarta		6,850	70,332
	Jawa Barat		77,359	146,658
	Jawa Tengah		88,122	197,448
	Jawa Timur		196,918	512,953
	Bali		18,562	22,942
	Sulawesi Selatan		2,712	18,526
	Subtotal		28,659,567	36,072,660

Tabel 24. Lanjutan
Table 24. Continued

SITC	Komoditi/Commodity	Negara/Country	Ekspor/Export	
			Berat Bersih Net Weight (Kg)	Nilai FOB FOB Value (US\$)
(1)	(2)	(3)	(4)	(5)
831	Travel Goods			
	Sumatera Utara		27,785	88,581
	Riau		12,975	11,283
	Dki Jakarta		3,240	2,566
	Jawa Barat		2,401	15,699
	Bali		1,780	3,775
	Subtotal		48,181	121,904
841	Men's Coats,jacket,not Knitted			
	Sumatera Utara		1,301,137	5,496,481
	Riau		650	13,467
	Dki Jakarta		6,126	97,828
	Jawa Barat		1,915	23,385
	Jawa Tengah		26,709	186,420
	Banten		177	6,507
	Subtotal		1,336,714	5,824,088
842	Women's Coats,jacket,not Knitted			
	Sumatera Utara		76,756	263,064
	Dki Jakarta		19,919	155,513
	Banten		222	7,053
	Subtotal		96,897	425,630
843	Men's Coats,jacket,knitted			
	Sumatera Utara		195,464	1,266,011
	Subtotal		195,464	1,266,011
844	Women's Coats, Jacket, Knitted			
	Sumatera Utara		16,567	23,683
	Dki Jakarta		9,279	61,741
	Subtotal		25,846	85,424
845	Articles Of Apparel, Nes			
	Sumatera Utara		93,107	218,062
	Riau		802	17,874
	Dki Jakarta		5,541	54,922
	Jawa Barat		8,080	228,542
	Jawa Tengah		89	1,351
	Subtotal		107,619	520,751
846	Clothing Accessories Of Textiles Fabric			
	Sumatera Utara		7,012	11,606
	Dki Jakarta		1,982	12,499
	Jawa Barat		91	798
	Bali		171	778
	Subtotal		9,256	25,681
848	Articles Of Apparel And Clothing Accessories Of Oth. Than Tex. Fa			
	Sumatera Utara		27,464,005	58,367,456
	Bengkulu		28,980	2,727
	Lampung		8,760	17,520
	Subtotal		27,501,745	58,387,703
851	Footwear			
	Sumatera Utara		127,564	507,718
	Dki Jakarta		4,313	28,313
	Jawa Timur		17,067	12,591
	Banten		11,119	101,007
	Subtotal		160,063	649,629
871	Optical Instrument And Apparatus			
	Sumatera Utara		33,000	57,750
	Subtotal		33,000	57,750
872	Medical Instruments And Appliances, Nes			
	Sumatera Utara		22,162	64,874
	Subtotal		22,162	64,874
873	Meters And Counters, Nes			
	Sumatera Utara		11	2,000
	Subtotal		11	2,000
874	Measuring, Checking, Analysing And Controlling Instrument And App			
	Sumatera Utara		6,564	391,393
	Jawa Barat		177	1,957
	Subtotal		6,741	393,350
881	Photographic Apparatus And Equipment, Nes			
	Sumatera Barat		1,044	630
	Jawa Barat		38	6,456
	Subtotal		1,082	7,086
882	Photographic And Cinematographic Supplies			

Tabel 24. Lanjutan
Table Continued

SITC	Komoditi/Commodity	Negara/Country	Ekspor/Export	
			Berat Bersih Net Weight (Kg)	Nilai FOB FOB Value (US\$)
(1)	(2)	(3)	(4)	(5)
	Sumatera Utara		511	300
	Subtotal		511	300
884	Optical Goods,n.e.s			
	Sumatera Utara		294,168	16,385,502
	Subtotal		294,168	16,385,502
885	Watches And Clocks			
	Sumatera Utara		12,536	18,922
	Subtotal		12,536	18,922
891	Arms And Ammunition			
	Sumatera Utara		263	95
	Subtotal		263	95
892	Printed Matter			
	Sumatera Utara		132,676	175,301
	Riau		100,800	116,928
	Bali		42	67
	Subtotal		233,518	292,296
893	Article,n.e.s Of Plastic:			
	Sumatera Utara		16,564,892	15,072,218
	Riau		1,619	975
	Jawa Barat		61,713	51,219
	Bali		38	74
	Subtotal		16,628,262	15,124,486
894	Baby Carriages,toys,games And Sporting Goods			
	Sumatera Utara		23,547	658,681
	Jawa Tengah		31	2,854
	Jawa Timur		5,306	14,345
	Subtotal		28,884	675,880
895	Office And Stationery Supplies N.e.s			
	Sumatera Utara		38,405	57,247
	Dki Jakarta		23,758	131,081
	Jawa Barat		280	2,560
	Subtotal		62,443	190,888
896	Works Of Art,collectors Pieces And Antiques			
	Sumatera Utara		76,282	41,279
	Subtotal		76,282	41,279
897	Jewellery,goldsmith And Silversmith Wares And Other Article:			
	Sumatera Utara		10,955	10,781
	Jawa Timur		11	84,520
	Bali		493	7,809
	Subtotal		11,459	103,110
898	Musical Instrument And Parts Andaccessories Thereof			
	Sumatera Utara		2,145	12,053
	Kalimantan Selatan		10,658	36,231
	Subtotal		12,803	48,284
899	Other Miscellaneous Manufactured Articles,n.e.s			
	Sumatera Utara		2,088,041	2,755,091
	Riau		3,660	8,625
	Dki Jakarta		217	999
	Jawa Barat		5,408	17,206
	Jawa Tengah		1,824	5,733
	Bali		798	1,207
	Sulawesi Selatan		104	26,000
	Subtotal		2,100,052	2,814,861
921	Export For Pebt			
	Sumatera Utara		465,056	543,343
	Sumatera Barat		26,000	30,160
	Riau		39,155	17,689
	Subtotal		530,211	591,192
	Total		5,490,111,783	2,687,876,101

Tabel 25. Ekspor dan Impor Sumatera Utara menurut Komoditi SITC dan HS, 2003
 Table 25. Export dan Import of Sumatera Utara by Country and SITC Commodity, 2003
 Tabel 25. Lanjutan
 Table 25. Continued

Negara/Country		Ekspor/Export	
SITC	Komoditi/Commodity	Berat Bersih Net Weight (Kg)	Nilai FOB FOB Value (US\$)
(1)	(2)	(4)	(5)
Nangroe Aceh Darussalam			
035	Fish,dried Salted Or In Brine;smoked FisI	10,800	100,848
036	Crustaceans Moluscs And Aquatic Invertebrate	241,419	1,289,398
057	Fruit And Nut,fresh Or Dried	988,430	275,374
071	Coffee And Coffee Substitute:	5,479,587	11,133,744
072	Cocoa	1,174,937	1,914,351
075	Spices	18,755	17,897
231	Natural Rubber Latex;natural Rubber And Similar Natural Gur	802,222	986,298
245	Fuel Wood And Wood Charcoa	93,480	17,001
248	Wood,Simply Worked And Railway Sleeper Of Woc	127,522	27,264
422	Fixed Vegetable Fats And Oils Solid,crude,refined/fractione	500,000	135,000
524	Other Inorganic Chemicals:chemical Compound Of Precious Met	1,348,800	302,105
532	Dyeing And Tanning Extracts,and Synthetic Tanning Materia	32,042	38,148
562	Fertilizers,manufacturec	10,000,000	1,402,500
591	Disinfectants,insecticides,fungicides,etc Put In Fomr	9,959	134,877
635	Wood Manufactures,n.e.:	34,666	19,459
641	Paper And Paperboard	12,397	5,786
743	Pumps And Compressors;fans & Blowers;centrifuges And Par	1,100	553,552
	Subtotal	20,876,116	18,353,602
Sumatera Utara			
001	Live Animals Other Than FisI	383,166	385,776
011	Meat Of Bovine Animals Fresh, Chilled Or Froze	70,000	70,000
012	Other Meat,other Edible Meat Offal,fresh,chilled Or Froze	1,397,486	4,231,607
016	Meat And Edible Meat Offal, Salted, Dried; Edible Flour Of Me:	18,901	34,571
017	Meat And Edible Meat Offal, Prepared Or Preserved, N.e.	950,000	457,648
022	Milk And Cream And Milk Products Other Than Butter Or Chee:	33,596	229,508
023	Butter And Other Fats From Mill	6,080	6,300
025	Eggs,birds And Egg Yolks Fresh,dried Or Otherwise Preserv	21,644	9,495
034	Fish,fresh,chilled Or Frozer	22,293,275	22,683,934
035	Fish,dried Salted Or In Brine;smoked FisI	1,800,467	1,647,845
036	Crustaceans Moluscs And Aquatic Invertebrate	21,311,410	122,755,557
037	Fish,crustaceans,moluscs And Oth Aquatic Invert,prep Or Preser	148,045	641,806
041	Wheat And Meslin,unmillec	2,992	395
042	Rice	1,966	1,263
044	Maize,unmilled	1,184,054	220,084
048	Cereal Preparations And Preparations Of Flours/starch Of Fr	673,140	496,500
054	Vegetables,fresh Chilled,frozen Or Simply Preserve	70,987,701	18,501,788
056	Vegetables,roots And Tubers,prepared Or Preserved N.e	4,735,713	1,791,790
057	Fruit And Nut,fresh Or Dried	82,124,972	27,055,029
058	Fruit,preserved And Fruit Preparation	2,066,381	759,480
059	Fruit Juices And Vegetable Juic	1,595,313	1,176,824
061	Sugar,molasses And Hone	12,282,772	636,784
062	Sugar Confectioner	3,283,060	5,784,760
071	Coffee And Coffee Substitute:	34,557,711	60,897,332
072	Cocoa	27,935,375	39,589,411
073	Chocolate And Other Food Preparations Containine Cocoa N.e	326,312	988,333
074	Tea And Mate	10,877,260	9,733,613
075	Spices	6,193,497	3,110,752
081	Feeding Stuff For Animal	519,158,866	29,905,862
091	Margarine And Shortenin;	46,887,510	18,812,805
098	Edible Product And Preparation	633,811	815,019
111	Non-alcoholic Beverages,n.e.	6,232	958
121	Tobacco,unmanufactured:tobacco Refus	2,073,855	2,387,719
122	Tobacco,manufacturec	12,071,657	39,284,914
211	Hides And Skins,raw	67,086	57,446
222	Oil Seeds Use For Extraction Of Soft Fixed Vegetable Oil	100,570	27,501
223	Oil Seeds Use For Extraction Of Other Fixed Vegetable Oi	8,143,504	1,375,699
231	Natural Rubber Latex;natural Rubber And Similar Natural Gur	442,824,077	399,059,455
232	Synthetic Rubber Latex;synthetic Rubber And Reclaimed Rubb	967,973	829,993
245	Fuel Wood And Wood Charcoa	22,207,653	3,766,322
246	Wood In Chips Or Particles And Wast	1,384,137	554,729
247	Wood In The Rough Or Roughly Square	340,627	88,925
248	Wood,Simply Worked And Railway Sleeper Of Woc	35,261,092	18,766,416
251	Pulp And Waste Paper	53,223,758	20,041,825
265	Vegetable Textile Fibres,raw Or Processed;waste Of These Fibr	9,732	2,558
266	Synthetic Fibres Suitable For Spinnin	58,141	13,697

Tabel 25. Lanjutan
Table Continued

Negara/Country		Ekspor/Export	
SITC	Komoditi/Commodity	Berat Bersih Net Weight (Kg)	Nilai FOB FOB Value (US\$)
(1)	(2)	(4)	(5)
268	Wool And Other Animal Hai	7,003	11,018
269	Old Clothing And Other Old Textile Articles;rag	73,076	58,687
272	Fertilizers,crude	865,119	70,951
273	Stone,sand And Grave	180	184
274	Sulphur & Unroasted Iron Pyrite	2,400	888
277	Natural Abrasives,n.e.:	1,250,000	45,334
278	Other Crude Minerals	7,317,441	3,059,811
282	Waste And Scrap Metal Of Iron Or Stee	955,971	686,058
283	Copper Ores And Concentrate	30,954	5,355
287	Ores And Concentrates Of Base Metals,n.e.	1,249	350
288	Non-ferrous Base Metal Waste And Scrap, N.e.:	3,544,968	3,029,457
291	Crude Animal Materials,n.e.:	12,160	20,129
292	Crude Vegetable Materials,n.e.:	19,844,527	8,296,971
322	Briquettes, Lignite And Pea	3,828	82
325	Coke And Semi Coke Of Coal,of Lignite,or Of Pe:	5,000	1,316
411	Animal Oils And Fat:	1,972,650	619,807
421	Fixed Vegetable Fats And Oils Soft,crude,refined Or Fraction	10,873,954	4,220,337
422	Fixed Vegetable Fats And Oils Solid,crude,refined/fraction	2,432,743,317	958,547,464
431	Animal And Vegetable Oil And Fat Processed And Wax Of Animal/vc	89,632,773	33,357,807
511	Hydrocarbon,n.e.s And Their Halogenated,nitrated Derivatv	24,400	18,043
512	Alcohols,phenols,phenol-alcohols And Their Halogenat	472,001	326,906
513	Carboxylic Acids,and Their Anhydrides,halides,peroxid	7,229,774	2,688,697
514	Nitroen-function Compound	346	1,943
516	Other Organic Chemical	18,899	98,162
522	Inorganic Chemical Elements,oxides And Halogen Sal	74,728	326,889
532	Dyeing And Tanning Extracts,and Synthetic Tanning Materia	1,749,365	1,871,676
533	Pigments,paints,varnishes And Related Material	99,331	39,562
541	Medicinal & Pharmaceutical Prod	36,801	9,506
542	Medicaments Incl.veterinari Med	35,599	42,486
551	Essential Oils,perfume And Flavour Material	2,325,530	30,521,338
553	Perfumerv,cosmetics And Toilet Preparation	2,363,873	2,315,216
554	Soap,cleansing And Polishing Preparatio	6,404,175	2,762,560
562	Fertilizers,manufacture	730,500	27,935
571	Polymers Of Ethylene,primary Form	16,536	18,117
573	Polimers Of Vinyl Chloride,prmr	30,000	640
575	Other Plastics In Primary Form	426,141	203,481
579	Waste And Scrap Of Plastic	72,351	19,131
581	Tubes,pipes And Hoses Of Plasti	2,400	395
582	Plates,sheets,film Of Plastic:	19,589	18,837
591	Disinfectants,insecticides,fungicides,etc Put In Form	2,847,524	10,310,339
592	Starches,inulin And Wheat Gluten Albuminoidal Substances;glu	2,497,082	728,194
598	Miscellaneous Chemical Products,n.e.	4,996,629	3,383,743
611	Leather	63,663	2,329,038
612	Manufactures Of Leather Or Composition Leather N.e	6,922	5,430
613	Furskins, Tanned Ordresce	26,280	20,241
621	Materials Of Rubbe:	918,907	1,387,545
625	Rubber Tyre,tyre Cases,tyre Treads,inner Tubes And Tyre Fla	10,732,263	17,183,979
629	Articles Of Rubber,n.e.:	1,802,092	190,785
634	Veneers,plywood,improved Or Reconstituted Wood,worked,n.e	235,913,293	109,428,865
635	Wood Manufactures,n.e.:	123,979,921	87,909,505
641	Paper And Paperboar	1,836,367	2,958,955
642	Paper And Paperboard Cut To Size Or Shape And Articles Of Pap	3,720,562	1,253,560
651	Tetile Yarn	56,811	48,704
652	Cotton Fabrics,wover	101,179	172,709
653	Fabrics,woven,of Man-made Fibre	20,912	36,179
654	Textile Fabrics,woven,other Than Of Cotton Or Man-made Fibr	7,984	3,309
655	Knitted Or Crocheted Fabric	1,992	211
656	Tulle,lace,embroidery,ribbons,trimmings And Other Small War	84,265	13,058
657	Special Yarns,textile Fabric:	81,896	133,694
658	Made-up Articles,wholly Or Chiefly Of Textile Materials N.e	2,586,355	1,757,694
661	Lime,cement And Fabricated Construction Materia	249,220	22,018
662	Clay Construction Materials And Refactory Construction Materi:	1,196,071	200,899
663	Mineral Manufactures,n.e.:	361,528	218,305
664	Glass	23,464,770	6,697,162
665	Glassware	23,474,960	8,681,641
666	Pottery	5,375	4,337
667	Pearl, Precious And Semi-precious Stone	5,120	767
671	Pig Iron,spiegeleisen,sponge Iron,ferro-alloy	32	1,370
674	Flat Rolled Product,clad,plate	632,958	349,020

Tabel 25. Lanjutan
Table Continued

Negara/Country		Ekspor/Export	
SITC	Komoditi/Commodity	Berat Bersih Net Weight (Kg)	Nilai FOB FOB Value (US\$)
(1)	(2)	(4)	(5)
676	Iron And Steel Bar, rods, angles, shaped And Sector	1,840,850	711,706
678	Wire Of Iron Or Steel	22,847	7,654
679	Tubes, pipes, hollow Profile, pipe Fitting Of Iron Or Steel	13,519,110	4,533,090
682	Copper	353,042	458,353
684	Aluminium	106,025,000	148,576,176
686	Zinc	46,336	10,166
689	Miscellaneous Non-ferrous Base Metals Employed In Metallurgy	1,229	1,726
691	Structures And Parts Of Iron, steel Or Aluminium	5,994,439	11,897,862
692	Metal Containers For Storage And Transport	354,863	210,619
693	Wire Product And Fencing Grill	1,059	583
694	Nails, screws, nuts, bolts, rivets In The Like Of Iron, steel/copper	676,401	223,469
695	Tools For Use In The Hand Or In Machine	23,062	72,682
696	Cutlery	5,405	23,466
697	Household Equipment Of Base Metal, n.e.	357,888	724,821
699	Manufactures Of Base Metal N.e.	29,404	30,045
711	Steam And Other Vapour Generating Boilers And Parts	90,693	289,888
712	Steam Or Other Gen. boilers & Part	600	434
713	Internal Combustion Piston Engines And Parts	71,507	599,643
716	Rotating Electric Plant And Parts Thereof, n.e.	47,885	30,372
721	Agricultural Machinery And Parts	8,388	15,743
723	Civil Engineering And Contractor Plant And Equipment And Parts	7,130	21,905
724	Textile And Leather Machinery, and Parts Thereof, n.e.	9,000	16,400
725	Paper Mill And Pulp Mill Machinery, paper Cutting Machinery	2,219	80,808
726	Printing And Bookbinding Machinery And Parts Thereof, n.e.	2,433	6,198
727	Food-processing Machines And Parts Thereof, n.e.	2,395	4,956
728	Other Machine And Equipment Specialized For Particular Industries	6,589,423	7,249,389
731	Machine-tools By Removing Metal	27,757	13,402
733	Machine-tool For Working Metal	5,720	7,710
737	Metal Working Machinery And Parts	14,134	263,422
741	Heating And Cooling Equipment And Parts Thereof, n.e.	654,194	323,173
742	Pumps For Liquid And Parts	21,823	26,002
743	Pumps And Compressors: fans & Blowers; centrifuges And Parts	30,394	698,401
744	Mechanical Handling Equipment And Parts Thereof, n.e.	1,185	7,121
745	Other Non-electrical Machinery, tools And Mechanical Apparatus	17,458	43,624
746	Ball Or Roller Bearings	64	1,488
747	Taps, cocks, valves For Pipe	6,016	35,641
748	Transmission Shafts And Crank	658	382
749	Non-electric Parts And Accessories Of Machinery, n.e.	33,658	23,822
751	Office Machines	62,489	65,968
752	Automatic Data Processing Machines And Units Thereof	94,669	126,567
759	Parts, n.e.s Of And Accessories For Machine Heading 751 Or 752	143,542	638,500
761	Television Receivers	316	632
763	Sound Recorders Or Reproducer	15,360	61,666
764	Telecommunication Equipment N.e.s And Parts	10,964	91,625
771	Electric Power Machinery & Parts	20,290	21,345
772	Electrical Apparatus For Making And Breaking Electrical Circuits	13,506	193,029
774	Electric Apparatus For Medical Purpose & Radiological Apparatus	617	20,069
776	Thermionic, cold Cathode And Photo-cathode Valves And Tubes	25,291	66,907
778	Electrical Machinery And Apparatus, n.e.	363,495	1,758,539
782	Motor Vehicle For The Transport Of Goods	59,100	20,494
784	Parts And Accessories, n.e.s Of The Motor Vehicle	8,895	5,341
785	Motorcycles, motor Scooters, and Other Cycles Motorized And Non-motorized	70,794	66,551
786	Trailer And Other-vehicle, not Motorized	371,272	280,646
791	Railway Vehicles And Associated Equipment	896	247
792	Aircraft And Associated Equipment And Parts Thereof, n.e.	651	14,200
793	Ships, boats And Floating Structure	34	1,500
811	Prefabricated Buildings	2,455	2,644
812	Sanitary, plumbing, heating And Lighting Fixtures And Fittings	307,257	412,660
813	Lighting Fixtures And Fitting	831,599	2,377,257
821	Furniture And Parts Thereof	28,028,475	34,867,895
831	Travel Goods	27,785	88,581
841	Men's Coats, jacket, not Knitted	1,301,137	5,496,481
842	Women's Coats, jacket, not Knitted	76,756	263,064
843	Men's Coats, jacket, knitted	195,464	1,266,011
844	Women's Coats, Jacket, Knitted	16,567	23,683
845	Articles Of Apparel, Ne:	93,107	218,062
846	Clothing Accessories Of Textiles Fabric	7,012	11,606
848	Articles Of Apparel And Clothing Accessories Of Other Than Textiles Fabric	27,464,005	58,367,456
851	Footwear	127,564	507,718

Tabel 25. Lanjutan
Table Continued

Negara/Country		Ekspor/Export	
SITC	Komoditi/Commodity	Berat Bersih Net Weight (Kg)	Nilai FOB FOB Value (US\$)
(1)	(2)	(4)	(5)
	871 Optical Instrument And Apparatu	33,000	57,750
	872 Medical Instruments And Appliances, Ne	22,162	64,874
	873 Meters And Counters, Ne	11	2,000
	874 Measuring, Checking, Analysing And Controlling Instrument And A	6,564	391,393
	882 Photographic And Cinematographic Supplie	511	300
	884 Optical Goods.n.e.s	294,168	16,385,502
	885 Watches And Clocks	12,536	18,922
	891 Arms And Ammunition	263	95
	892 Printed Matter	132,676	175,301
	893 Article,n.e.s Of Plastic:	16,564,892	15,072,218
	894 Baby Carriages,toys,games And Sporting Goo	23,547	658,681
	895 Office And Stationery Supplies N.e.	38,405	57,247
	896 Works Of Art,collectors Pieces And Antique	76,282	41,279
	897 Jewellerv,goldsmith And Silversmith Wares And Other Articl	10,955	10,781
	898 Musical Instrument And Parts Andaccessories Therec	2,145	12,053
	899 Other Miscellaneous Manufactured Articles,n.e.	2,088,041	2,755,091
	921 Export For Pebt	465,056	543,343
	Subtotal	4,702,032,666	2,489,290,930
Sumatera Barat			
	057 Fruit And Nut,fresh Or Drie	1,983,068	683,561
	071 Coffee And Coffee Substitute:	1,120,730	775,020
	072 Cocoa	317,000	460,423
	073 Chocolate And Other Food Preparations Containng Cocoa N.e	6,792	14,854
	074 Tea And Mate	4,758,499	4,483,488
	075 Spices	11,415,865	6,808,664
	098 Edible Product And Preparation	11,000	4,925
	121 Tobacco,unmanufactured;tobacco Refus	78,775	150,603
	223 Oil Seeds Use For Extraction Of Other Fixed Vegetable Oi	1,067	930
	231 Natural Rubber Latex;natural Rubber And Similar Natural Gur	178,885	176,105
	245 Fuel Wood And Wood Charcoa	10,281	3,569
	248 Wood, simply Worked And Railway Sleeper Of Woc	212,142	100,636
	251 Pulp And Waste Pape	1,999,459	769,791
	269 Old Clothing And Other Old Textile Articles;rag	24,000	3,155
	292 Crude Vegetable Materials,n.e.:	2,892,743	2,866,771
	422 Fixed Vegetable Fats And Oils Solid,crude,refined/fraction	1,891,608	640,565
	532 Dyeing And Tanning Extracts,and Synthetic Tanning Materia	1,457,359	1,371,601
	551 Essential Oils,perfume And Flavour Material	30,053	792,950
	591 Disinfectants,insecticides,fungicides,etc Put In Form	16,045	80,853
	634 Veneers,plywood,improved Or Reconstituted Wood,worked,n.e	1,701,589	1,522,438
	635 Wood Manufactures,n.e.:	881,678	220,705
	641 Paper And Paperboar	3,000	624
	684 Alumunium	41,246	62,034
	691 Structures And Parts Of Iron,steel Or Aluminiu	17,329	42,288
	793 Ships,boats And Floating Structure	20,000	7,570
	821 Furniture And Parts Thereof	23,302	24,021
	881 Photographic Apparatus And Equipment, Ne	1,044	630
	921 Export For Pebt	26,000	30,160
	Subtotal	31,120,563	22,098,934
Riau			
	034 Fish,fresh,chilled Or Frozer	31,188	36,551
	035 Fish,dried Salted Or In Brine;smoked Fis	1,012	292
	036 Crustaceans Moluscs And Aquatic Invertebrate	37,488	76,016
	054 Vegetables,fresh Chilled,frozen Or Simply Preserve	1,952	280
	056 Vegetables,roots And Tubers,prepared Or Preserved N.e	16,178	20,453
	057 Fruit And Nut,fresh Or Drie	680,292	591,508
	058 Fruit,preserved And Fruit Preparation	11,070	6,863
	062 Sugar Confectioner	2,196	3,600
	071 Coffee And Coffee Substitute:	18,000	34,000
	072 Cocoa	56,005	6,080
	075 Spices	12,719	14,811
	098 Edible Product And Preparation	18,000	4,515
	231 Natural Rubber Latex;natural Rubber And Similar Natural Gur	75,902,382	65,972,535
	232 Synthetic Rubber Latex;synthetic Rubber And Reclaimed Rubb	129,798	137,328
	244 Cork,natural,raw And Wast	40,320	42,739
	245 Fuel Wood And Wood Charcoa	2,674,012	670,322
	247 Wood In The Rough Or Roughly Square	9,800	10,279
	248 Wood, simply Worked And Railway Sleeper Of Woc	26,075,340	9,455,746
	251 Pulp And Waste Pape	45,330,700	14,170,268
	269 Old Clothing And Other Old Textile Articles;rag	4,258	81,065

Tabel 25. Lanjutan
Table Continued

Negara/Country		Ekspor/Export	
SITC	Komoditi/Commodity	Berat Bersih Net Weight (Kg)	Nilai FOB FOB Value (US\$)
(1)	(2)	(4)	(5)
273	Stone,sand And Grave	2,433,520	11,345
292	Crude Vegetable Materials,n.e.:	366,965	63,788
422	Fixed Vegetable Fats And Oils Solid,crude,refined/fractione	25,547,460	10,216,098
512	Alcohols,phenols,phenol-alcohols And Their Halogenat	500,000	387,900
553	Perfumery,cosmetics And Toilet Preparation	9,675	1,388
554	Soap,cleansing And Polishing Preparatio	4,489	644
592	Starches,inulin And Wheat Gluten Albuminoidal Substances:glu	16,731	2,400
611	Leather	36,862	19,213
621	Materials Of Rubber:	37,878	19,151
625	Rubber Tyre,tyre Cases,tyre Treads,inner Tubes And Tyre Fla	80,640	68,947
634	Veneers,plywood,improved Or Reconstituted Wood,worked,n.e	11,018,157	4,979,805
635	Wood Manufactures,n.e.:	2,413,090	860,832
641	Paper And Paperboard	12,160	23,969
661	Lime,cement And Fabricated Construction Materia	19,600	12,525
679	Tubes,pipes,hollow Profile,pipe Fitting Of Iron Or Stee	40	10
682	Copper	203,173	79,290
691	Structures And Parts Of Iron,steel Or Aluminium	1,263	947
692	Metal Containers For Storage And Transpo	137,898	165,035
695	Tools For Use In The Hand Or In Machine	3,674	14,170
699	Manufactures Of Base Metal N.e.	19,039	2,608
722	Tractors	2,000	3,158
723	Civil Engineering And Contractor Plant And Equipment And Pa	6,764	84,903
742	Pumps For Liquid And Part	14,000	16,500
745	Other Non-electical Machinerv,tools And Mechanical Appar	5,720	10,000
759	Parts,n.e.s Of And Accessories For Machine Heading 751 Or 7	3,768	299,961
764	Telecommunication Equipment N.e.s And Part	5,071	109,079
772	Electrical Apparatus For Making And Breaking Electrical Circ	94	16,506
776	Thermionic,cold Cathode And Photo-cathode Valves And Tub	4,231	638,892
778	Electrical Machinery And Apparatus,n.e	1,458	25,128
813	Lighting Fixtures And Fitting	505	304
821	Furniture And Parts Thereof	188,535	192,223
831	Travel Goods	12,975	11,283
841	Men's Coats,jacket,not Knitted	650	13,467
845	Articles Of Apparel, Ne:	802	17,874
892	Printed Matter	100,800	116,928
893	Article,n.e.s Of Plastic:	1,619	975
899	Other Miscellaneous Manufactured Articles,n.e.	3,660	8,625
921	Export For Pebt	39,155	17,689
	Subtotal	194,306,831	109,848,811
Jambi			
075	Spices	22,000	12,255
231	Natural Rubber Latex;natural Rubber And Similar Natural Gur	3,629,522	2,871,210
248	Wood,Simply Worked And Railway Sleeper Of Woc	385,772	111,541
532	Dyeing And Tanning Extracts,and Synthetic Tanning Materia	12,000	13,200
634	Veneers,plywood,improved Or Reconstituted Wood,worked,n.e	87,888	40,803
635	Wood Manufactures,n.e.:	43,045	28,926
749	Non-electric Parts And Accessories Of Machinery,n.e	105	1,724
	Subtotal	4,180,332	3,079,659
Sumatera Selatan			
074	Tea And Mate	5,200	5,200
231	Natural Rubber Latex;natural Rubber And Similar Natural Gur	463,680	346,546
232	Synthetic Rubber Latex;synthetic Rubber And Reclaimed Rubb	78,380	182,997
245	Fuel Wood And Wood Charcoa	1,816	2,442
248	Wood,Simply Worked And Railway Sleeper Of Woc	17,459	12,381
634	Veneers,plywood,improved Or Reconstituted Wood,worked,n.e	30,482	32,328
	Subtotal	597,017	581,894
Bengkulu			
036	Crustaceans Moluscs And Aquatic Invertebrate	1,082	99,138
071	Coffee And Coffee Substitute:	16,500	26,400
278	Other Crude Minerals	19,000	4,889
591	Disinfectants,insecticides,fungicides,etc Put In Form	2,976	46,620
821	Furniture And Parts Thereof	3,632	10,690
848	Articles Of Apparel And Clothing Accessories Of Oth. Than Tex. Fe	28,980	2,727
	Subtotal	72,170	190,464
Lampung			
036	Crustaceans Moluscs And Aquatic Invertebrate	31,434	268,308
054	Vegetables,fresh Chilled,frozen Or Simply Preserve	9,192	1,421
057	Fruit And Nut,fresh Or Dried	5,107	789
058	Fruit,preserved And Fruit Preparation	218,783	45,182

Tabel 25. Lanjutan
Table 25. Continued

Negara/Country		Ekspor/Export	
SITC	Komoditi/Commodity	Berat Bersih Net Weight (Kg)	Nilai FOB FOB Value (US\$)
(1)	(2)	(4)	(5)
	071 Coffee And Coffee Substitute:	186,000	130,588
	075 Spices	68,997	73,833
	081 Feeding Stuff For Animal	254,041	31,490
	112 Alcoholic Beverage:	13,383	16,498
	245 Fuel Wood And Wood Charcoa	251,040	36,484
	291 Crude Animal Materials,n.e.:	7,500	3,000
	292 Crude Vegetable Materials,n.e.:	15,400	4,209
	634 Veneers,plywood,improved Or Reconstituted Wood,worked,n.e	130,900	67,684
	635 Wood Manufactures,n.e.:	28,025	6,940
	664 Glass	32,905	25,603
	848 Articles Of Apparel And Clothing Accessories Of Oth. Than Tex. Fa	8,760	17,520
	Subtotal	1,261,467	729,549
Bangka Belitung			
	057 Fruit And Nut,fresh Or Dried	35,165	7,571
	273 Stone,sand And Grave	2,430	4,982
	598 Miscellaneous Chemical Products,n.e.	20,000	13,200
	641 Paper And Paperboard	34,000	11,000
	821 Furniture And Parts Thereof	25,100	8,972
	Subtotal	116,695	45,725
Dki Jakarta			
	034 Fish,fresh,chilled Or Frozer	45,975	231,535
	036 Crustaceans Moluscs And Aquatic Invertebrate	12,150	87,358
	044 Maize,unmilled	18,420	3,332
	048 Cereal Preparations And Preparations Of Flours/starch Of Fr	2,674	8,248
	054 Vegetables,fresh Chilled,frozen Or Simply Preserve	41,671	7,197
	057 Fruit And Nut,fresh Or Dried	53,460	9,968
	062 Sugar Confectioner	739	2,466
	074 Tea And Mate	2,700	2,811
	075 Spices	1,620	412
	231 Natural Rubber Latex;natural Rubber And Similar Natural Gur	80,480	89,711
	266 Synthetic Fibres Suitable For Spinning	2,604	2,062
	422 Fixed Vegetable Fats And Oils Solid,crude,refined/fractionat	1,795,018	740,171
	431 Animal And Vegetable Oil And Fat Processed And Wax Of Animal/v	15,000	7,350
	512 Alcohols,phenols,phenol-alcohols And Their Halogenate	20,000	21,600
	531 Synthetic Org.colouring Matte	2,825	19,444
	532 Dyeing And Tanning Extracts,and Synthetic Tanning Materia	24,000	25,900
	533 Pigments,paints,varnishes And Related Material	19,690	3,199
	553 Perfumery,cosmetics And Toilet Preparation	5,358	4,243
	575 Other Plastics In Primary Form	748	17,160
	598 Miscellaneous Chemical Products,n.e.	1,268	3,354
	634 Veneers,plywood,improved Or Reconstituted Wood,worked,n.e	40,410	36,192
	635 Wood Manufactures,n.e.:	21,056	24,837
	642 Paper And Paperboard Cut To Size Or Shape And Articles Of Pap	4,240	5,600
	652 Cotton Fabrics,wover	168	4,106
	653 Fabrics,woven,of Man-made Fibre	25,893	40,336
	655 Knitted Or Crocheted Fabric	35	252
	658 Made-up Articles,wholly Or Chiefly Of Textile Materials N.e	4,089	38,167
	663 Mineral Manufactures,n.e.:	588	4,880
	664 Glass	9,448	15,748
	665 Glassware	2,583	2,046
	697 Household Equipment Of Base Metal,n.e.	750	9,900
	699 Manufactures Of Base Metal N.e.	372	2,586
	723 Civil Engineering And Contractor Plant And Equipment And Pa	380	3,423
	741 Heating And Cooling Equipment And Parts Thereof,n.e	820	8,612
	759 Parts,n.e.s Of And Accessories For Machine Heading 751 Or 7:	1,683	6,630
	762 Radio Broadcast Receiver	23,790	234,588
	775 Household Type,electrical And Non-electrical Equipment,n.e	4,982	20,446
	784 Parts And Accessories,n.e.s Of The Motor Vehicle	6,732	34,129
	793 Ships,boats And Floating Structure	79,125	482,015
	821 Furniture And Parts Thereof	6,850	70,332
	831 Travel Goods	3,240	2,566
	841 Men's Coats,jacket,not Knitted	6,126	97,828
	842 Women's Coats,jacket,not Knitted	19,919	155,513
	844 Women's Coats, Jacket, Knitted	9,279	61,741
	845 Articles Of Apparel, Ne:	5,541	54,922
	846 Clothing Accessories Of Textiles Fabric	1,982	12,499
	851 Footwear	4,313	28,313
	895 Office And Stationery Supplies N.e.	23,758	131,081
	899 Other Miscellaneous Manufactured Articles,n.e.	217	999

Tabel 25. Lanjutan
Table Continued

Negara/Country		Ekspor/Export	
SITC	Komoditi/Commodity	Berat Bersih Net Weight (Kg)	Nilai FOB FOB Value (US\$)
(1)	(2)	(4)	(5)
Jawa Barat	Subtotal	2,454,769	2,877,808
	034 Fish,fresh,chilled Or Frozer	3,006	2,142
	036 Crustaceans Moluscs And Aquatic Invertebrate	146	68
	048 Cereal Preparations And Preparations Of Flours/starch Of Fru	11,370	12,576
	054 Vegetables,fresh Chilled,frozen Or Simply Preserve	15,522	5,573
	057 Fruit And Nut,fresh Or Dried	214,190	77,293
	062 Sugar Confectioner	24,021	40,213
	074 Tea And Mate	62,180	49,763
	075 Spices	11,857	6,581
	098 Edible Product And Preparation	3,789	2,430
	251 Pulp And Waste Paper	1,470,129	545,431
	265 Vegetable Textile Fibres,raw Or Processed;waste Of These Fibre	11,215	22,825
	266 Synthetic Fibres Suitable For Spinning	30,000	19,921
	269 Old Clothing And Other Old Textile Articles;rag	5,900	20,000
	288 Non-ferrous Base Metal Waste And Scrap, N.e.:	19,753	25,622
	292 Crude Vegetable Materials,n.e.:	12,300	1,538
	422 Fixed Vegetable Fats And Oils Solid,crude,refined/fractione	1,062,696	372,065
	511 Hydrocarbon,n.e.s And Their Halogenated,nitrated Derivativ	2,000,000	1,280,420
	513 Carboxylic Acids,and Their Anhydrides,halides,peroxid	2,482,000	1,337,236
	522 Inorganic Chemical Elements,oxides And Halogen Sal	500,000	68,750
	551 Essential Oils,perfume And Flavour Material	900	14,421
	554 Soap,cleansing And Polishing Preparation	189,389	363,078
	574 Poliacetals.polycarbon.primar	60,023	52,042
	575 Other Plastics In Primary Form	156,000	6,500
	579 Waste And Scrap Of Plastic	41,658	5,735
	582 Plates,sheets,film Of Plastic:	6,220	9,486
	598 Miscellaneous Chemical Products,n.e.	19,525	12,792
	634 Veneers,plywood,improved Or Reconstituted Wood,worked,n.e	470,521	151,179
	635 Wood Manufactures,n.e.:	43,428	43,614
	641 Paper And Paperboard	500,000	203,930
	651 Tetile Yarn	67,205	143,660
	652 Cotton Fabrics,wover	6,800	40,639
	653 Fabrics,woven,of Man-made Fibre	72,813	248,250
	656 Tulle,lace,embroidery,ribbons,trimmings And Other Small War	750	4,754
	657 Special Yarns,textile Fabric:	8,400	16,832
	665 Glassware	6,173	22,670
	673 Flat Rolled Products Not Clac	3,748	5,148
	682 Copper	3,953	5,128
	691 Structures And Parts Of Iron,steel Or Aluminium	3,688	3,510
	694 Nails,screws,nuts,bolts,rivets In The Like Of Iron,steel/copp	2,185	7,680
	697 Household Equipment Of Base Metal,n.e.	4,310	20,500
	761 Television Receivers	13,750	95,947
	762 Radio Broadcast Receiver	3,052	27,473
	764 Telecommunication Equipment N.e.s And Part	6	641
	776 Thermionic,cold Cathode And Photo-cathode Valves And Tub	90,720	197,771
	785 Motorcycles,motor Scooters,and Other Cycles Motorized And Non-t	701	21,783
	813 Lighting Fixtures And Fitting	4,823	3,193
	821 Furniture And Parts Thereof	77,359	146,658
	831 Travel Goods	2,401	15,699
	841 Men's Coats,jacket,not Knitted	1,915	23,385
	845 Articles Of Apparel, Ne:	8,080	228,542
	846 Clothing Accessories Of Textiles Fabric	91	798
	874 Measuring, Checking, Analysing And Controlling Instrument And Ar	177	1,957
	881 Photographic Apparatus And Equipment, Ne	38	6,456
	893 Article,n.e.s Of Plastic:	61,713	51,219
	895 Office And Stationery Supplies N.e.	280	2,560
	899 Other Miscellaneous Manufactured Articles,n.e.	5,408	17,206
	Subtotal	9,878,277	6,113,283
Jawa Tengah	034 Fish,fresh,chilled Or Frozer	630	961
	035 Fish,dried Salted Or In Brine;smoked Fisl	7,800	26,106
	036 Crustaceans Moluscs And Aquatic Invertebrate	10,212	67,746
	058 Fruit,preserved And Fruit Preparation	39,240	35,433
	075 Spices	13,000	14,941
	248 Wood, simply Worked And Railway Sleeper Of Woc	74,983	54,703
	634 Veneers,plywood,improved Or Reconstituted Wood,worked,n.e	112,323	56,543
	635 Wood Manufactures,n.e.:	269,483	65,353
	642 Paper And Paperboard Cut To Size Or Shape And Articles Of Pap	1,245	9,065

Tabel 25. Lanjutan
Table Continued

Negara/Country		Ekspor/Export	
SITC	Komoditi/Commodity	Berat Bersih Net Weight (Kg)	Nilai FOB FOB Value (US\$)
(1)	(2)	(4)	(5)
	652 Cotton Fabrics,wover	75,585	39,075
	653 Fabrics,woven,of Man-made Fibre	4,104	17,985
	664 Glass	331	1,203
	821 Furniture And Parts Thereof	88,122	197,448
	841 Men's Coats,jacket,not Knitted	26,709	186,420
	845 Articles Of Apparel, Ne:	89	1,351
	894 Baby Carriages,toys,games And Sporting Goods	31	2,854
	899 Other Miscellaneous Manufactured Articles,n.e.	1,824	5,733
	Subtotal	725,711	782,920
Di Yogyakarta			
	652 Cotton Fabrics,wover	14,386	39,976
	666 Pottery	960	3,440
	Subtotal	15,346	43,416
Jawa Timur			
	012 Other Meat,other Edible Meat Offal,fresh,chilled Or Frozen	1,613	1,000
	034 Fish,fresh,chilled Or Frozen	83,109	88,172
	035 Fish,dried Salted Or In Brine;smoked Fish	17,375	87,494
	036 Crustaceans Moluscs And Aquatic Invertebrate	101,010	244,666
	037 Fish,crustaceans,moluscs And Oth Aquatic Invert,prep Or Preser	20,440	62,855
	044 Maize,unmilled	84,000	12,930
	054 Vegetables,fresh Chilled,frozen Or Simply Preserve	289	179
	056 Vegetables,roots And Tubers,prepared Or Preserved N.e	50,302	56,140
	057 Fruit And Nut,fresh Or Dried	62,500	12,500
	062 Sugar Confectioner	1,808	239
	071 Coffee And Coffee Substitute:	60,800	68,341
	075 Spices	13,485	20,721
	091 Margarine And Shortenin;	268,410	97,997
	098 Edible Product And Preparation	5,003	27,597
	111 Non-alcoholic Beverages,n.e.	257	34
	121 Tobacco,unmanufactured;tobacco Refus	16,217	66,059
	245 Fuel Wood And Wood Charcoa	46,212	35,137
	248 Wood,simply Worked And Railway Sleeper Of Wood	185,342	149,640
	267 Other Man-made Fibres Suitable For Spinning And Waste Of N-n	6,413	236
	272 Fertilizers,crude	228,400	22,900
	277 Natural Abrasives,n.e.:	64,800	4,320
	288 Non-ferrous Base Metal Waste And Scrap, N.e.:	346,959	502,012
	292 Crude Vegetable Materials,n.e.:	64,449	46,045
	422 Fixed Vegetable Fats And Oils Solid,crude,refined/fractionat	23,350	21,020
	512 Alcohols,phenols,phenol-alcohols And Their Halogenat	70,000	68,100
	553 Perfumery,cosmetics And Toilet Preparation	34,276	47,086
	554 Soap,cleansing And Polishing Preparatio	7,412	4,002
	582 Plates,sheets,film Of Plastic:	4,961	37,610
	598 Miscellaneous Chemical Products,n.e.	15,000	18,750
	634 Veneers,plywood,improved Or Reconstituted Wood,worked,n.e	467,548	238,452
	635 Wood Manufactures,n.e.:	129,515	236,635
	641 Paper And Paperboard	126,337	96,604
	642 Paper And Paperboard Cut To Size Or Shape And Articles Of Pap	27,086	21,444
	653 Fabrics,woven,of Man-made Fibre	1,128	8,100
	659 Floor Coverings,etc	12,150	24,787
	661 Lime,cement And Fabricated Construction Material	28,343,558	595,214
	662 Clay Construction Materials And Refractory Construction Materi	231,880	41,602
	663 Mineral Manufactures,n.e.:	21,600	2,880
	664 Glass	211,493	45,816
	692 Metal Containers For Storage And Transpo	3,397	6,333
	695 Tools For Use In The Hand Or In Machine	7,998	64,446
	743 Pumps And Compressors:fans & Blowers:centrifuges And Par	2,156	55,167
	778 Electrical Machinery And Apparatus,n.e	19,489	66,118
	784 Parts And Accessories,n.e.s Of The Motor Vehicle	16,238	58,068
	792 Aircraft And Associated Equipment And Parts Thereof,n.e	2,196	225,000
	821 Furniture And Parts Thereof	196,918	512,953
	851 Footwear	17,067	12,591
	894 Baby Carriages,toys,games And Sporting Goods	5,306	14,345
	897 Jewellery,goldsmith And Silversmith Wares And Other Article	11	84,520
	Subtotal	31,727,263	4,214,857
Banten			
	001 Live Animals Other Than Fish	923	1,384
	512 Alcohols,phenols,phenol-alcohols And Their Halogenat	16,000	30,208
	514 Nitrogen-function Compound	75,197	112,356
	634 Veneers,plywood,improved Or Reconstituted Wood,worked,n.e	805,677	318,737

Tabel 25. Lanjutan
Table 25. Continued

Negara/Country		Ekspor/Export	
SITC	Komoditi/Commodity	Berat Bersih Net Weight (Kg)	Nilai FOB FOB Value (US\$)
(1)	(2)	(4)	(5)
	653 Fabrics,woven,of Man-made Fibre	30,531	136,783
	813 Lighting Fixtures And Fitting	25	2,562
	841 Men's Coats,jacket,not Knitted	177	6,507
	842 Women's Coats,jacket,not Knitted	222	7,053
	851 Footwear	11,119	101,007
	Subtotal	939,871	716,597
Bali			
	034 Fish,fresh,chilled Or Frozen	900	6,500
	036 Crustaceans Molluscs And Aquatic Invertebrate	1,120	3,050
	075 Spices	9,393	45,805
	245 Fuel Wood And Wood Charcoal	1,253	1,698
	292 Crude Vegetable Materials,n.e.:	1,441	3,172
	635 Wood Manufactures,n.e.:	3,468	16,315
	642 Paper And Paperboard Cut To Size Or Shape And Articles Of Paper	287	383
	652 Cotton Fabrics,woven	2,191	22,554
	658 Made-up Articles,wholly Or Chiefly Of Textile Materials N.e.	297	399
	661 Lime,cement And Fabricated Construction Materials	7,116	15,227
	662 Clay Construction Materials And Refractory Construction Materials	996	1,964
	663 Mineral Manufactures,n.e.:	3,900	6,054
	665 Glassware	230	456
	666 Pottery	1,661	5,808
	697 Household Equipment Of Base Metal,n.e.	105	156
	699 Manufactures Of Base Metal N.e.	160	1,569
	821 Furniture And Parts Thereof	18,562	22,942
	831 Travel Goods	1,780	3,775
	846 Clothing Accessories Of Textiles Fabric	171	778
	892 Printed Matter	42	67
	893 Article,n.e.s Of Plastic:	38	74
	897 Jewellery,goldsmith And Silversmith Wares And Other Articles	493	7,809
	899 Other Miscellaneous Manufactured Articles,n.e.	798	1,207
	Subtotal	56,402	167,762
Kalimantan Barat			
	245 Fuel Wood And Wood Charcoal	19,900	3,283
	278 Other Crude Minerals	40,000	2,800
	422 Fixed Vegetable Fats And Oils Solid,crude,refined/fraction	500,000	170,000
	598 Miscellaneous Chemical Products,n.e.	10,000	5,232
	634 Veneers,plywood,improved Or Reconstituted Wood,worked,n.e.	451,912	251,541
	635 Wood Manufactures,n.e.:	15,915	15,580
	Subtotal	1,037,727	448,436
Kalimantan Tengah			
	231 Natural Rubber Latex:natural Rubber And Similar Natural Gums	2,696,331	2,517,664
	634 Veneers,plywood,improved Or Reconstituted Wood,worked,n.e.	1,825,880	1,110,961
	Subtotal	4,522,211	3,628,625
Kalimantan Selatan			
	036 Crustaceans Molluscs And Aquatic Invertebrate	31,354	113,540
	231 Natural Rubber Latex:natural Rubber And Similar Natural Gums	151,200	137,259
	248 Wood, simply Worked And Railway Sleeper Of Wood	13,349	12,881
	292 Crude Vegetable Materials,n.e.:	24,000	13,200
	321 Coal,pulverized Or No	71,296,112	1,299,636
	634 Veneers,plywood,improved Or Reconstituted Wood,worked,n.e.	4,157,775	2,903,912
	635 Wood Manufactures,n.e.:	28,298	30,902
	661 Lime,cement And Fabricated Construction Materials	5,000,000	62,550
	898 Musical Instrument And Parts And accessories Thereof	10,658	36,231
	Subtotal	80,712,746	4,610,111
Kalimantan Timur			
	034 Fish,fresh,chilled Or Frozen	55	1,084
	036 Crustaceans Molluscs And Aquatic Invertebrate	15,254	148,600
	231 Natural Rubber Latex:natural Rubber And Similar Natural Gums	80,640	76,183
	248 Wood, simply Worked And Railway Sleeper Of Wood	54,822	34,442
	321 Coal,pulverized Or No	329,611,000	8,144,555
	634 Veneers,plywood,improved Or Reconstituted Wood,worked,n.e.	2,424,936	1,068,885
	Subtotal	332,186,707	9,473,749
Sulawesi Utara			
	034 Fish,fresh,chilled Or Frozen	1,552,919	766,394
	422 Fixed Vegetable Fats And Oils Solid,crude,refined/fraction	1,645,258	814,402
	635 Wood Manufactures,n.e.:	40,404	29,333
	Subtotal	3,238,581	1,610,129
Sulawesi Tengah			
	072 Cocoa	500,000	1,022,063

Tabel 25. Lanjutan
Table Continued

Negara/Country			Ekspor/Export	
SITC	Komoditi/Commodity	Berat Bersih Net Weight (Kg)	Nilai FOB FOB Value (US\$)	
(1)	(2)	(4)	(5)	
	422 Fixed Vegetable Fats And Oils Solid,crude,refined/fractione	3,985,000	1,613,925	
	Subtotal	4,485,000	2,635,988	
Sulawesi Selatan				
	034 Fish,fresh,chilled Or Frozer	5,515	16,551	
	036 Crustaceans Moluscs And Aquatic Invertebrate	36,880	317,918	
	054 Vegetables,fresh Chilled,frozen Or Simply Preserve	6,770	1,782	
	072 Cocoa	1,050,000	1,478,190	
	635 Wood Manufactures,n.e.:	35,655	45,030	
	661 Lime,cement And Fabricated Construction Materia	37,139	17,238	
	821 Furniture And Parts Thereof	2,712	18,526	
	899 Other Miscellaneous Manufactured Articles,n.e.	104	26,000	
	Subtotal	1,174,775	1,921,235	
Sulawesi Tenggara				
	034 Fish,fresh,chilled Or Frozer	145,869	93,659	
	036 Crustaceans Moluscs And Aquatic Invertebrate	253,853	144,407	
	284 Nickel Ores And Concentrate	60,374,200	1,126,280	
	634 Veneers,plywood,improved Or Reconstituted Wood,worked,n.e	19,764	8,647	
	671 Pig Iron,spiegeleisen,sponge Iron,ferro-alloy	1,431,427	2,838,048	
	Subtotal	62,225,113	4,211,041	
Maluku				
	034 Fish,fresh,chilled Or Frozer	150,000	97,500	
	036 Crustaceans Moluscs And Aquatic Invertebrate	17,427	103,076	
	Subtotal	167,427	200,576	
Total		5,490,111,783	2,687,876,101	

<http://sumut.bps.go.id>

BPS

Statistik Perdagangan Luar Negeri dan Antar Pulau/Propinsi
Foreign Trade Statistics and Inter Island/Province

2003

<http://sumstat.bps.go.id>

Statistik Perdagangan Luar Negeri Sumatera Utara dikompilasi oleh Bidang Statistik Distribusi Propinsi Sumatera Utara.

Foreign Trade Statistics of Sumatera Utara are compiled by the Division of Distribution Statistics, BPS- Statistics of Sumatera Utara Province.

Publikasi ini memuat tentang :

This publication contains information of :

- Ekspor dan Impor Sumatera Utara menurut kode HS dan SITC.
- Ekspor dan Impor Sumatera Utara menurut negara tujuan dan asal.
- Ekspor dan Impor Sumatera Utara menurut pelabuhan ekspor dan impor.

- *Exports and Imports of Sumatera Utara by HS and SITC codes.*
- *Exports and Imports of Sumatera Utara by country of destination and origin.*
- *Exports and Imports of Sumatera Utara by port of exportation and importation.*

Data yang disajikan di sini merupakan data hasil pengolahan dokumen PEB (Pemberitahuan Ekspor Barang) dan PIB (Pemberitahuan Impor Barang) yang diberitahukan oleh kantor Bea dan Cukai.

Data presented here were processed based on Exports and Imports declaration documents, which were issued by the Customs and Excises Officers.

BPS

Badan Pusat Statistik Propinsi Sumatera Utara

*Jalan Asrama Nomor 179 Medan 20123
Telepon (061) 8452343, 8459966; Faksimili (061) 8452773
E-mail bps1200@medan.wasantara.net.id; Homepage www.bps.go.id*

<http://sumut.bps.go.id>