



KATALOG BPS : 8202010.71

STATISTIK PERDAGANGAN LUAR NEGERI SULAWESI UTARA
SULAWESI UTARA FOREIGN TRADE STATISTICS

DATA
MENCERDASKAN BANGSA

EKSPOR DAN IMPOR
Exports and Imports

2010



**Badan Pusat Statistik
Provinsi Sulawesi Utara**
Jl. 17 Agustus Manado 95119
Telp : 0431-847044, Fax : 0431-862204
Homepage : <http://sulut.bps.go.id>
Email : bps7100@bps.go.id



Badan Pusat Statistik Provinsi Sulawesi Utara



KATALOG BPS : 8202010.71

STATISTIK PERDAGANGAN LUAR NEGERI SULAWESI UTARA
SULAWESI UTARA FOREIGN TRADE STATISTICS

EKSPOR DAN IMPOR

Exports and Imports

2010



Badan Pusat Statistik Provinsi Sulawesi Utara

STATISTIK PERDAGANGAN LUAR NEGERI SULAWESI UTARA
Sulawesi Utara Foreign Trade Statistics

EKSPOR DAN IMPOR
Exports and Imports

2010

ISBN : 979 488 579 7
Nomor Publikasi / *Publication Number* : 71543.1104
Katalog BPS / *BPS Catalogue* : 8202010.71
Ukuran Buku / *Book Size* : 21 x 29 cm
Jumlah Halaman / *Number of Page* : 59

Naskah / *Manuscript* :
Bidang Statistik Distribusi
Seksi Statistik Niaga dan Jasa

Gambar Kulit / *Cover Design* :
Bidang IPDS

Diterbitkan oleh / *Published by* :
Badan Pusat Statistik Propinsi Sulawesi Utara

Boleh dikutip dengan menyebutkan sumbernya
May be cited by reference to the source

KATA PENGANTAR

Publikasi Statistik Perdagangan Luar Negeri Sulawesi Utara merupakan publikasi pertama yang diterbitkan oleh Badan Pusat Statistik Propinsi Sulawesi Utara. Publikasi ini berisi data hasil pengolahan dokumen-dokumen Pemberitahuan Ekspor Barang (PEB) dan Pemberitahuan Impor Barang (PIB) tahun 2010 yang diterima sejak Januari 2010 sampai dengan Januari 2011. Dokumen-dokumen tahun 2010 yang diterima setelah Januari 2011 akan dimasukkan dalam pengolahan data tahun berikutnya.


Sejak Januari 1989 jenis barang dikelompokkan berdasarkan Harmonized System (HS) yang merupakan perluasan dari Custom Cooperation Council Nomenclature (CCCN). Selain HS, juga digunakan dalam publikasi ini Standard International Trade Classification (SITC) Revisi 4.

Data yang disajikan dalam satuan kilogram dan satuan Dollar AS yang dirinci menurut komoditi HS dan negara tujuan, pelabuhan ekspor, negara asal dan pelabuhan impor, kelompok dan seksi HS. Juga disajikan golongan dan jenis barang menurut SITC.

Semoga publikasi ini bermanfaat bagi pemakai data. Kepada semua pihak yang telah membantu sehingga publikasi ini dapat diterbitkan, kami haturkan terima kasih dan penghargaan setinggi-tingginya.

Manado, Juli 2011

Kepala Badan Pusat Statistik
Propinsi Sulawesi Utara,



W. S. Dantes Symbolon, MA.
NIP. 19541303 197703 1 002

DAFTAR ISI

Kata Pengantar	i
Daftar isi	ii
Penjelasan	iii
Ringkasan	v
Tabel 1. Ekspor Menurut Negara Tujuan	1
Tabel 2. Ekspor Menurut Pelabuhan Ekspor	3
Tabel 3. Ekspor Menurut Propinsi Asal barang	3
Tabel 4. Ekspor Menurut Seksi dan Penggolongan Barang 2 digit HS	4
Tabel 5. Ekspor Menurut Seksi, Bagian dan Penggolongan Barang 1-3 digit SITC	7
Tabel 6. Ekspor Menurut 10 digit HS, 5 digit SITC dan Negara Tujuan	13
Tabel 7. Impor Menurut Negara Asal	20
Tabel 8. Impor Menurut Pelabuhan Impor	20
Tabel 9. Impor Menurut Seksi dan Penggolongan Barang 2 digit HS	21
Tabel 10. Impor Menurut Seksi, Bagian dan Penggolongan Barang 1-3 digit SITC	24
Tabel 11. Impor Menurut 10 digit HS, 5 digit SITC dan Negara Asal	32

PENJELASAN

1. PENDAHULUAN

Penyajian Statistik Perdagangan Luar Negeri tahun 2010 berisi data ekspor (nonmigas) dan impor Sulawesi Utara dalam bentuk gambar dan tabel yang diharapkan dapat membantu para pengambil keputusan dan untuk memenuhi kebutuhan data dalam rangka melihat perkembangan pasar serta meningkatkan transaksi bisnis. Juga tentunya dapat dimanfaatkan untuk penelitian.

2. DAERAH PENCATATAN

Daerah pencatatan statistik dalam publikasi ini meliputi seluruh wilayah Kepabeanaan Propinsi Sulawesi Utara.

3. SUMBER DATA/DOKUMEN

Data dikumpulkan berdasarkan dokumen ekspor/Pemberitahuan Ekspor Barang (PEB) yang diisi oleh eksportir dan dokumen impor/Pemberitahuan Impor Barang (PIB) yang diisi oleh importir dan telah mendapat ijin dari Kantor Pelayanan Bea dan Cukai. Kemudian melalui Bank Indonesia dikirim ke Badan Pusat Statistik (BPS).

4. SISTEM PERDAGANGAN

Pencatatan Statistik Perdagangan Luar Negeri menggunakan sistem perdagangan umum (*the general trade system*).

5. RUANG LINGKUP

Pencatatan Statistik Perdagangan Luar Negeri meliputi seluruh barang yang keluar negeri dan masuk dari luar negeri melalui wilayah kepabeanaan Propinsi Sulawesi Utara.

6. BARANG-BARANG EKSPOR

- Ekspor kapal laut dan pesawat udara termasuk dalam Statistik Ekspor sedangkan ekspor bunker oil untuk kapal tidak tercatat dalam publikasi ini.
- Barang-barang yang pengolahannya di luar negeri tetap dicatat sebagai ekspor, meskipun hasil olahan barang tersebut akan kembali masuk ke wilayah Sulawesi Utara.
- Barang-barang di bawah ini **tidak** termasuk dalam Statistik Ekspor :
 - Pakaian dan barang-barang perhiasan penumpang
 - Barang-barang yang dikirim untuk perwakilan/kedutaan Indonesia di luar negeri
 - Barang-barang untuk ekspedisi dan ekshibisi/pameran
 - Pumbungkus/peti kemas untuk diisi di luar negeri
 - Uang dan surat-surat berharga
 - Barang-barang contoh
 - Barang-barang yang dikirim ke luar negeri untuk diperbaiki

7. BARANG-BARANG IMPOR

- Sebagian impor kapal laut dan pesawat beserta suku cadangnya termasuk dalam Statistik Ekspor
- Barang-barang luar negeri yang pengolahan di dalam negeri tetap dicatat sebagai barang impor, meskipun setelah barang tersebut selesai diproses akan kembali ke luar negeri (**re-ekspor**)
- Barang-barang di bawah ini **tidak** termasuk dalam Statistik Impor :
 - Pakaian dan barang-barang perhiasan penumpang
 - Barang-barang yang dimpor untuk perwakilan/kedutaan suatu negara
 - Barang-barang untuk ekspedisi dan ekshibisi/pameran
 - Pumbungkus/peti kemas untuk diisi di dalam negeri
 - Uang dan surat-surat berharga
 - Barang-barang contoh
 - Sebagian barang-barang yang langsung diimpor angkatan bersenjata

8. SISTEM PENGOLAHAN

Data dalam publikasi ini mencakup dokumen-dokumen yang diterima Badan Pusat Statistik sejak awal Januari 2010 sampai 31 Januari 2011. Pengolahan menggunakan sistem “*carry over*” artinya dokumen ditunggu selama 1 (satu) bulan setelah bulan berjalan. Dokumen yang datang terlambat akan diolah bulan berikutnya. Sistem ini sangat membantu mempercepat pengolahan data yang mana telah diteliti tidak berpengaruh terhadap ekspor dan impor yang disebabkan *carry over* berikutnya.

9. KLASIFIKASI BARANG

Penggolongan barang dalam publikasi ini menggunakan Klasifikasi Tarif Indonesia 2007 yang didasarkan atas *Harmonized System* (HS). Selain itu, juga digunakan Standard International Trade Classification (SITC) revisi 4 yang dipakai secara meluas oleh banyak negara di dunia.

10. PERIODE REFERENSI

Periode penentuan ekspor dan impor adalah tanggal diberikan ijin oleh pejabat Kantor Pelayanan Bea dan Cukai.

11. NILAI BARANG

Nilai barang yang dicatat untuk ekspor adalah nilai *Free on Board* (FOB) dalam US \$ dan untuk impor nilai *Cost, Insurance, and Freight* (CIF) juga dalam US \$.

12. SATUAN BARANG

Berat barang adalah berat bersih yang dinyatakan dalam Kilogram (Kg).

13. NEGARA TUJUAN dan ASAL

Negara tujuan adalah negara yang mana barang tersebut akan dikonsumsi/diperdagangkan. Sementara negara asal adalah negara dimana barang-barang tersebut dihasilkan.

14. PELABUHAN EKSPOR dan IMPOR

Pelabuhan ekspor dan impor adalah pelabuhan dimana ijin tersebut dikeluarkan.

RINGKASAN

1. Neraca Perdagangan Sulawesi Utara

Perkembangan ekspor (**nonmigas**) dan impor Sulawesi Utara selama periode 2007-2010 seperti yang disajikan pada tabel 1, terlihat bahwa baik ekspor maupun impor sama-sama mengalami pertumbuhan positif tahun 2008 terhadap 2007 yaitu masing-masing tumbuh 25,90 persen dan 26,16 persen. Namun sama-sama juga mengalami penurunan pada tahun 2009 bila dibandingkan dengan 2008 yakni masing-masing turun 42,38 persen dan 21,80 persen. Kemudian kembali tumbuh positif pada tahun 2010 dibanding 2009 yakni masing-masing 0,70 persen dan 264,02 persen.

Secara absolut neraca perdagangan Sulawesi Utara selama periode 2007-2010 mengalami surplus sebagaimana dapat disimak melalui tabel 1 dan gambar 1. Namun apabila dilihat pertumbuhannya dari tahun ke tahun, surplus neraca perdagangan kenyataannya mengalami penurunan yang cukup signifikan.

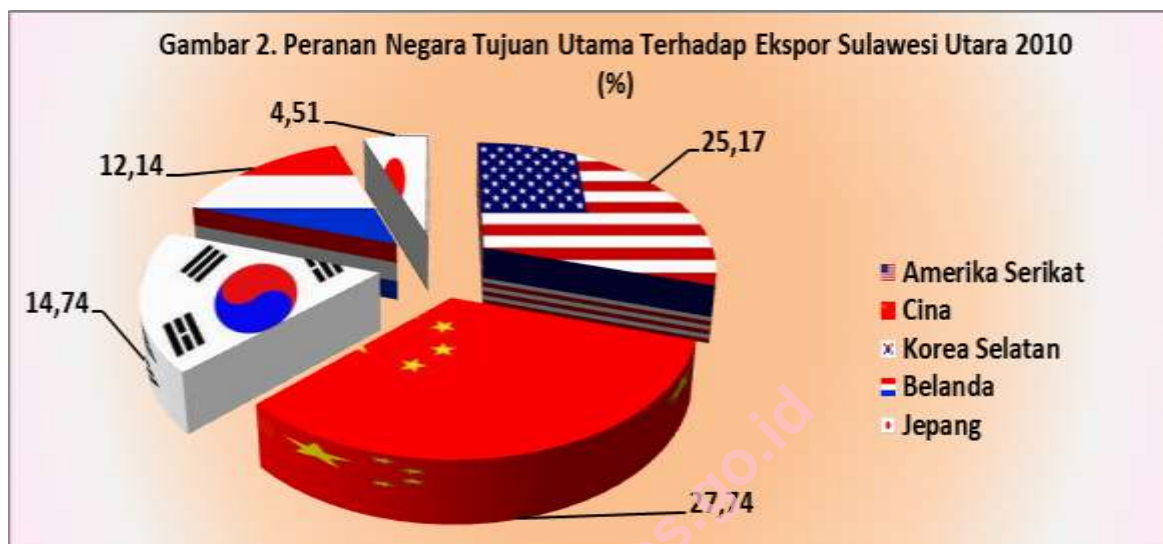
TABEL 1. PERKEMBANGAN PERDAGANGAN LUAR NEGERI SULAWESI UTARA 2007 – 2010

TAHUN	NILAI (JUTA US\$)			PERTUMBUHAN (%)		
	EKSPOR (Nonmigas)	IMPOR	NERACA PERDAGANGAN	EKSPOR (Nonmigas)	IMPOR	NERACA PERDAGANGAN
(1)	(2)	(3)	(4)	(5)	(6)	(7)
2007	514,6	19,9	494,7	-	-	-
2008	647,8	25,1	622,7	25,90	26,16	25,89
2009	373,2	19,6	353,6	-42,38	-21,80	-43,21
2010	375,9	71,3	304,6	0,70	264,02	-13,90



2. Negara Tujuan dan Peranannya Terhadap Ekspor Sulawesi Utara

Cina merupakan negara tujuan utama dengan pangsa pasar 27,74 persen dari total ekspor Sulawesi Utara 2010 atau senilai US\$ 104,3 juta seperti tampak pada gambar 2 dan tabel 2, diikuti Amerika Serikat dengan nilai ekspor US\$ 94,6 juta atau sebesar 25,17 persen. Menyusul ekspor ke Korea Selatan senilai US\$ 55,4 juta atau sekitar 14,74 persen dari keseluruhan ekspor Sulawesi Utara 2010.



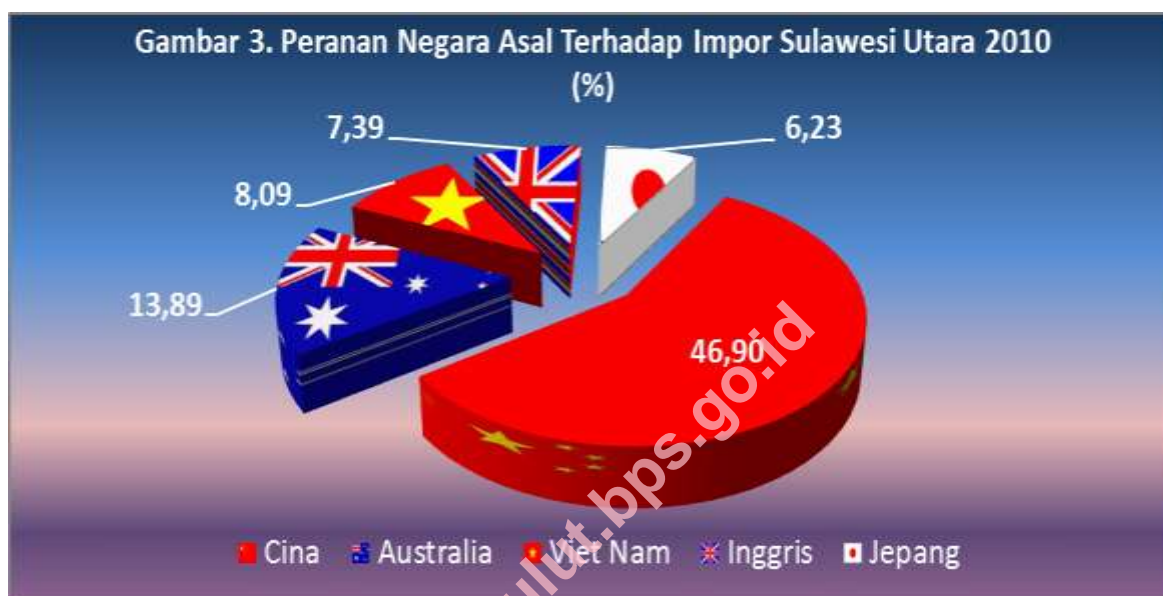
Peranan sepuluh negara tujuan utama meningkat US\$ 39,5 juta pada tahun 2010 dibandingkan 2009 yakni dari US\$ 309,2 juta menjadi US\$ 348,7 juta. Terutama disumbangkan oleh Cina, Amerika Serikat, Korea Selatan dan Belanda.

TABEL 2. EKSPOR SULAWESI UTARA MENURUT NEGARA TUJUAN UTAMA DAN PERANANNYA TERHADAP TOTAL 2009 – 2010

NEGARA TUJUAN	NILAI FOB (JUTA US\$)		PERANAN (%)	
	2009	2010	2009	2010
(1)	(2)	(3)	(4)	(5)
Cina	80,8	104,3	21,65	27,74
Amerika Serikat	62,8	94,6	16,84	25,17
Korea Selatan	31,5	55,4	8,43	14,74
Belanda	95,1	45,6	25,47	12,14
Jepang	18,4	16,9	4,93	4,51
Malaysia	2,6	10,2	0,71	2,72
Yaman	3,3	6,7	0,89	1,77
Meksiko	0,8	6,4	0,22	1,70
India	7,4	4,5	1,99	1,21
Viet Nam	6,5	4,1	1,75	1,08
10 Negara Tujuan	309,2	348,7	82,88	92,78
Negara Lainnya	64,0	27,2	17,12	7,22
Total Ekspor	373,2	375,9	100,00	100,00

3. Negara Asal Barang dan Peranannya Terhadap Impor Sulawesi Utara

Impor terbesar Sulawesi Utara pada tahun 2010 berasal dari Cina yakni US\$ 33,5 juta atau sekitar 46,90 persen dari total impor Sulawesi Utara 2010 seperti disimak pada gambar 3 dan tabel 3. Posisi berikutnya ditempati oleh Australia sebesar US\$ 9,9 juta atau berkisar 13,89 persen. Menyusul impor dari Viet Nam sekitar US\$ 5,8 juta atau 8,09 persen. Selanjutnya diikuti impor dari Inggris sebesar US\$ 5,3 juta atau 7,39 persen. Lalu impor dari Jepang sebesar US\$ 4,4 juta atau 6,23 persen. Impor dari lima negara tersebut sebesar US\$ 58,9 juta atau 82,50 persen dari total impor Sulawesi Utara 2010.



TABEL 3. IMPOR SULAWESI UTARA MENURUT NEGARA ASAL UTAMA DAN PERANANNYA TERHADAP TOTAL 2009 – 2010

NEGARA ASAL	NILAI CIF (JUTA US\$)		PERANAN (%)	
	2009	2010	2009	2010
(1)	(2)	(3)	(4)	(5)
Cina	12,6	33,5	64,17	46,90
Australia	2,7	9,9	13,52	13,89
Viet Nam	-	5,8	-	8,09
Inggris	-	5,3	-	7,39
Jepang	0,0	4,4	0,04	6,23
Philipina	1,3	2,5	6,38	3,54
Thailand	0,1	2,0	0,57	2,73
Taiwan	-	1,6	-	2,24
Belgia	-	1,4	-	1,99
Finlandia	-	1,3	-	1,86
10 Negara Asal	16,6	67,7	84,68	94,86
Negara Lainnya	3,0	3,6	15,32	5,14
Total Impor	19,6	71,3	100,00	100,00

4. Komoditi (HS 2 Diji) dan Peranannya Terhadap Ekspor Sulawesi Utara

Ekspor komoditi lemak dan minyak hewan/nabati adalah yang terbesar dari total ekspor Sulawesi Utara tahun 2010 yaitu sebesar US\$ 292,4 juta yang dapat dilihat pada gambar 4. Lalu diikuti komoditi ikan dan udang segar/beku dengan nilai US\$ 29,1 juta. Menyusul komoditi daging dan ikan olahan sebesar US\$ 24,0 juta.



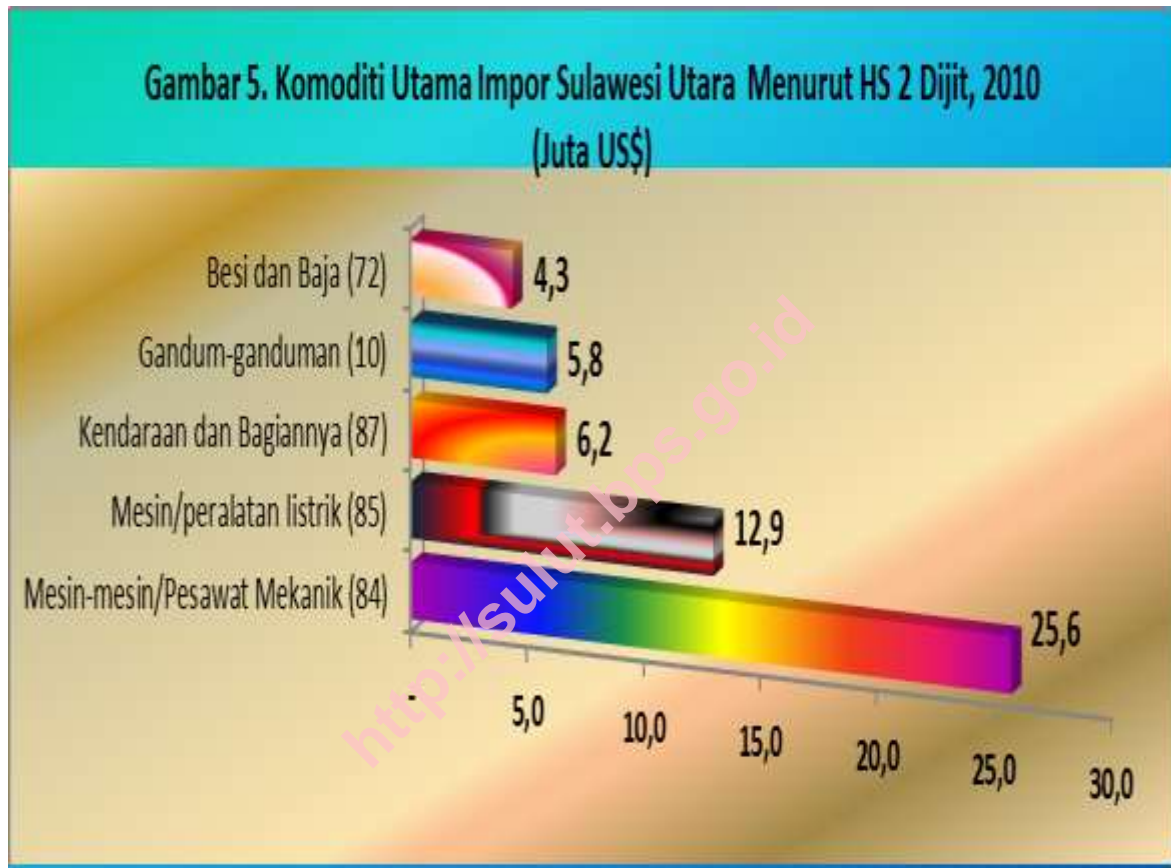
Peranan lima komoditi utama terhadap ekspor Sulawesi Utara tahun 2010 adalah sekitar 98,09 persen dari keseluruhan ekspor Sulawesi Utara tahun tersebut. Sumbangan komoditi lemak dan minyak hewan/nabati bahkan mencapai 77,81 persen seperti yang dapat dicermati melalui tabel 4.

TABEL 4. EKSPOR SULAWESI UTARA MENURUT KOMODITI HS 2 DIJIT DAN PERANANNYA TERHADAP TOTAL 2009 – 2010

Komoditi (HS)	NILAI FOB (JUTA US\$)		PERANAN (%)	
	2009	2010	2009	2010
(1)	(2)	(3)	(4)	(5)
Lemak & minyak hewan/nabati (15)	267,3	292,4	71,63	77,81
Ikan dan Udang segar/beku (03)	23,0	29,1	6,16	7,74
Daging dan Ikan Olahan (16)	55,1	24,0	14,76	6,38
Berbagai produk kimia (38)	8,6	12,1	2,30	3,21
Ampas/Sisa Industri Makanan (23)	9,8	11,1	2,64	2,94
Kopi, Teh, Rempah-rempah (09)	2,1	1,9	0,55	0,50
Hasil penggilingan (11)	5,8	1,5	1,55	0,40
Kayu, Barang dari Kayu (44)	1,4	1,2	0,38	0,32
Biji-bijian berminyak (12)	-	1,1	-	0,28
Bijih, Kerak, dan Abu logam (26)	-	0,6	-	0,16
10 Komoditi (HS)	373,1	375,0	99,98	99,74
Komoditi Lainnya	0,1	0,9	0,02	0,26
Total Ekspor	373,2	375,9	100,00	100,00

5. Komoditi (HS 2 Diji) dan Peranannya Terhadap Impor Sulawesi Utara

Nilai impor mesin-mesin/pesawat mekanik merupakan komoditi yang terbesar dari total impor Sulawesi Utara sepanjang tahun 2010 yakni sebesar US\$ 25,6 juta. Komoditi mesin/peralatan listrik menyusul dengan nilai sebesar US\$ 12,9 juta. Lalu diikuti berturut-turut komoditi kendaraan dan bagiannya, gandum-gandum, besi dan baja masing-masing nilai eksponnya adalah sebesar US\$ 6,2 juta, US\$ 5,8 juta dan US\$ 4,3 juta sebagaimana yang dapat diamati pada gambar 5.



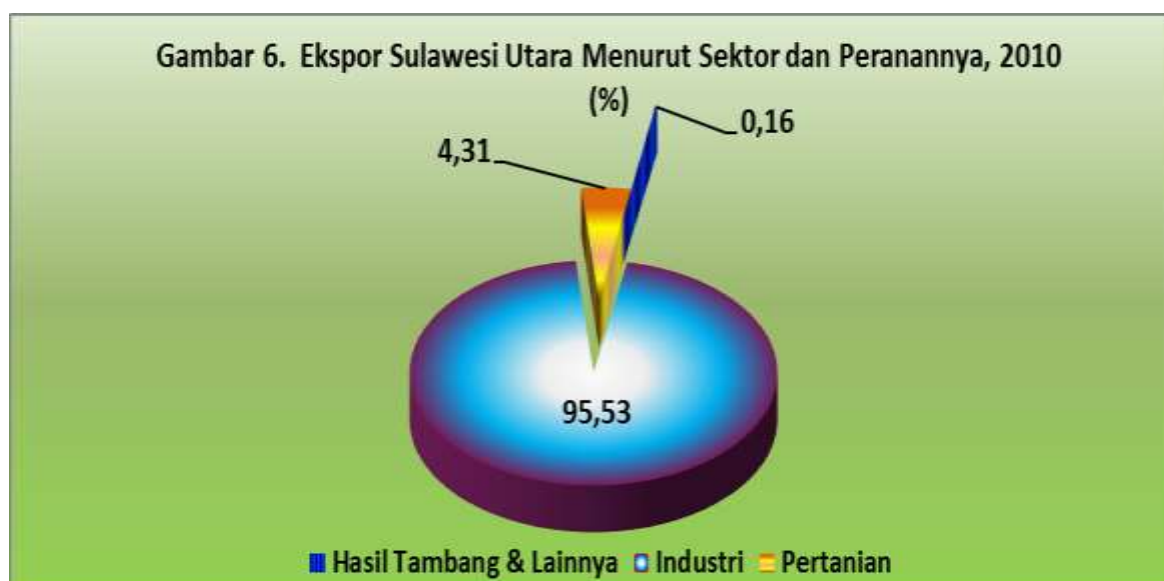
Pada tahun 2010 terdapat sepuluh komoditi yang berperan besar terhadap impor Sulawesi Utara dengan andil mencapai 93,66 persen. Kontribusi komoditi mesin-mesin/pesawat mekanik terhadap total impor Sulawesi Utara mencapai 35,93 persen, diikuti komoditi mesin/peralatan listrik dengan peran terhadap total impor sebesar 18,08 persen. Menyusul ditempat berikutnya adalah komoditi kendaraan dan bagiannya dengan andil sebesar 8,63 persen. Posisi berikutnya komoditi gandum-gandum yang memberikan kontribusi sebesar 8,09 persen. Selanjutnya komoditi besi dan baja yang memberikan peranan sebesar 6,03 persen dari total impor Sulawesi Utara tahun 2010, seperti dapat disimak lebih lanjut pada tabel 5 berikut ini :

TABEL 5. IMPOR SULAWESI UTARA MENURUT KOMODITI HS 2 DIJIT DAN PERANANNYA TERHADAP TOTAL 2009 – 2010

Komoditi (HS)	NILAI CIF (JUTA US\$)		PERANAN (%)	
	2009	2010	2009	2010
(1)	(2)	(3)	(4)	(5)
Mesin-mesin/Pesawat Mekanik (84)	12,3	25,6	62,90	35,93
Mesin/peralatan listrik (85)	1,7	12,9	8,74	18,08
Kendaraan dan Bagiannya (87)	-	6,2	-	8,63
Gandum-gandum (10)	-	5,8	-	8,09
Besi dan Baja (72)	-	4,3	-	6,03
Benda-benda dari Besi dan Baja (73)	1,3	3,4	6,78	4,78
Kapal laut, perahu dan sejenisnya (89)	-	3,0	-	4,21
Bahan bakar mineral (27)	0,0	2,0	0,00	2,83
Gula dan Kembang Gula (17)	1,7	2,0	-	2,73
Bahan peledak (36)		1,7	8,43	2,35
10 Komoditi (HS)	17,0	66,9	86,85	93,66
Komoditi Lainnya	2,6	4,4	13,15	6,34
Total Impor	19,6	71,3	100,00	100,00

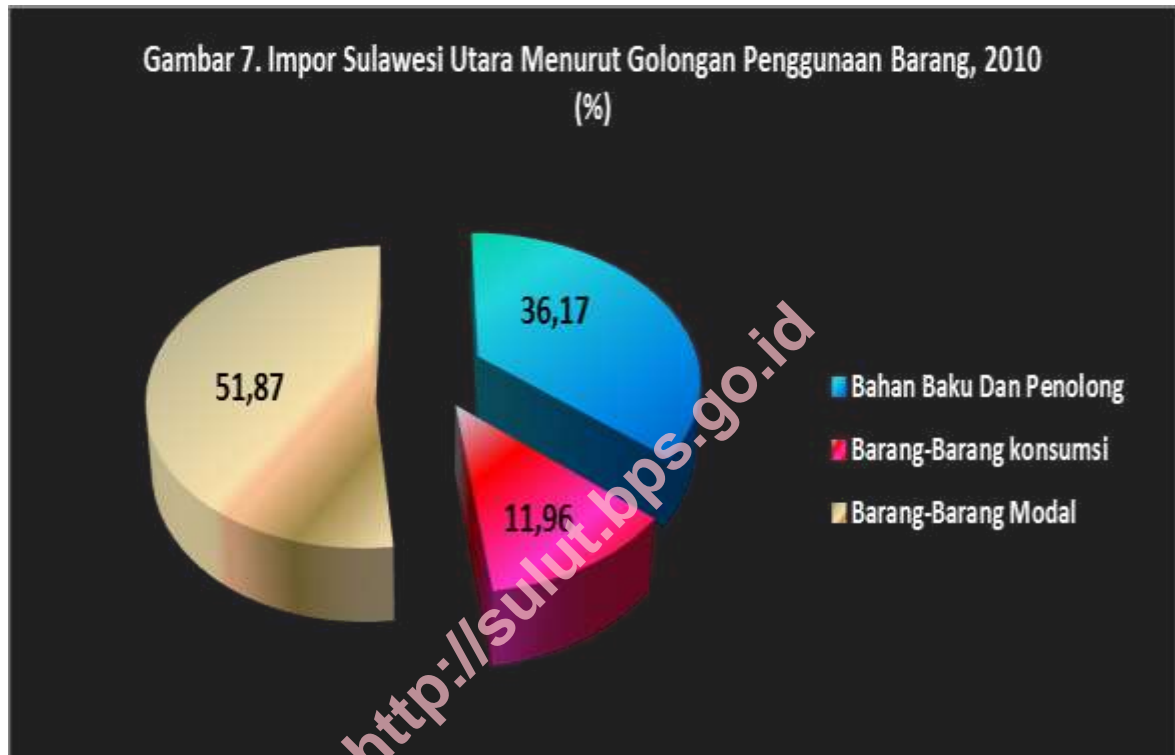
6. Ekspor Sulawesi Utara Menurut Sektor

Dominasi produk hasil dari sektor industri terhadap ekspor Sulawesi Utara tahun 2010 mencapai 95,53 persen dari keseluruhan ekspor yang mencapai nilai US\$ 359,0 juta. Sementara nilai ekspor produk hasil sektor pertanian sekitar US\$ 16,2 juta atau mengambil peran sebesar 4,31 persen. Lalu diikuti produk hasil sektor pertambangan dan lainnya dengan nilai ekspor sekitar US\$ 0,6 juta atau memberikan andil sebesar 0,16 persen dari total ekspor Sulawesi Utara tahun 2010, seperti yang disajikan pada gambar 6.



7. Impor Sulawesi Utara Menurut Golongan Penggunaan Barang

Impor Sulawesi Utara tahun 2010 dengan nilai sebesar US\$ 37,0 juta atau sekitar 51,87 persen dari total impor adalah berupa golongan barang-barang modal. Sementara bahan baku dan penolong merupakan golongan barang-barang impor yang menempati posisi berikutnya dengan nilai US\$ 25,8 juta atau berperan sebesar 36,17 persen. Sisanya sebesar US\$ 8,5 juta atau sekitar 11,96 persen dari keseluruhan impor Sulawesi Utara tahun 2010 adalah golongan barang-barang konsumsi sebagaimana dapat dilihat pada gambar 7.



TABEL 1. EKSPOR MENURUT NEGARA TUJUAN

KODE	NEGARA TUJUAN	JANUARI - DESEMBER 2009		JANUARI - DESEMBER 2010	
		BERAT BERSIH (KG)	NILAI FOB (US \$)	BERAT BERSIH (KG)	NILAI FOB (US \$)
111	Jepang	4.604.050	18.395.317	5.024.878	16.944.690
112	Hongkong	52.482	164.230	11.212	25.887
114	Korea Selatan	95.685.751	31.465.891	109.687.355	55.395.827
115	Taiwan	524.246	565.216	4.649.768	1.017.966
116	Cina	148.927.175	80.802.335	167.643.453	104.277.867
120	Papua Nugini	132.000	117.953	594.007	542.248
121	Thailand	898.175	2.365.105	1.132.213	2.532.942
122	Singapura	413.661	1.172.105	157.776	564.615
123	Philipina	423.136	65.279	179.384	469.000
124	Malaysia	3.883.586	2.632.176	12.404.036	10.235.423
131	Viet Nam	43.746.449	6.524.537	17.215.977	4.068.251
133	India	15.969.070	7.430.764	24.414.089	4.540.695
134	Pakistan	109.160	229.303	16.880	36.713
135	Bangladesh	0	0	506.220	1.045.282
136	Srilanka	74.210	34.712	1.332.842	509.003
143	Saudi Arabia	612.304	1.577.753	1.369.512	4.006.243
145	Kuwait	15.096	49.900	0	0
146	Jordan	228.460	553.222	845.999	2.581.850
151	Yaman	1.131.672	3.325.151	2.094.300	6.654.339
153	Syria	114.000	244.500	45.288	127.500
154	Turki	78.000	81.380	34.000	32.864
155	Uni Emirat Arab	60.912	180.600	235.052	722.913
158	Cyprus	12.500	10.437	0	0
211	Mesir	1.431.395	3.017.742	436.704	1.093.846
212	Libya	225.312	907.766	0	0
215	Aljazair	0	0	5.007.831	3.926.359
225	Kenya	0	0	15.096	45.000
228	Botswana	18.048	54.960	0	0
261	Afrika Selatan	669.152	746.221	756.400	675.297
267	Mauritius	145	435	0	0
311	Australia	710.983	934.537	641.556	704.105
312	Selandia Baru	516.371	509.400	0	0
319	Guam	51.000	64.640	0	0
322	Kaledonia Baru	238.589	18.190	0	0
391	Timor Leste	31.104	129.600	0	0
411	Amerika Serikat	78.003.717	62.846.221	90.467.467	94.612.665
412	Kanada	114.968	179.432	160.000	137.478
421	Meksiko	227.789	832.964	6.499.897	6.407.392

KODE	NEGARA TUJUAN	JANUARI - DESEMBER 2009		JANUARI - DESEMBER 2010	
		BERAT BERSIH (KG)	NILAI FOB (US \$)	BERAT BERSIH (KG)	NILAI FOB (US \$)
433	Argentina	176.000	264.605	0	0
434	Brazil	26.000	28.600	0	0
437	Uruguay	0	0	22.000	20.300
442	Peru	44.000	39.280	239.374	210.836
445	Bahama	18.831	41.171	53.046	105.062
446	Jamaica	16.286	30.844	0	0
447	Puerto Rico	17.101	33.264	0	0
511	Inggris	880.929	2.520.688	231.468	487.064
512	Belanda	136.877.427	95.068.790	43.028.144	45.621.325
513	Perancis	11.000	12.100	44.047	76.470
514	Jerman	16.140.190	24.563.652	1.070.169	2.596.124
515	Austria	100	540	0	0
516	Belgia	1.325.732	3.446.744	405.080	741.885
517	Swiss	143	4.165	0	0
524	Finlandia	0	0	13.930	3.810
526	Italia	8.077.794	8.623.011	0	0
527	Spanyol	7.749.483	5.757.749	549.937	769.642
531	Yunani	3.621.485	2.493.643	0	0
542	Hungaria	78.000	67.470	0	0
543	Polandia	642.000	570.737	16.920	38.750
548	Albania	15.345	44.550	0	0
557	Ukraina	91.000	80.450	0	0
559	Lithuania	22.000	19.580	0	0
561	Estonia	0	0	22.000	24.075
563	Kroasia	70.104	167.150	16.880	47.005
565	Malta	14.580	42.165	0	0
567	Slovenia	114.576	360.950	0	0
572	Fed Russia	670.570	637.403	740.426	1.175.374
TOTAL EKSPOR		576.635.344	373.249.275	500.032.613	375.851.982

TABEL 2. EKSPOR MENURUT PELABUHAN EKSPOR

KODE	NAMA PROPINSI/ PELABUHAN/ BANDAR UDARA	JANUARI - DESEMBER 2009		JANUARI - DESEMBER 2010	
		BERAT BERSIH (KG)	NILAI FOB (US \$)	BERAT BERSIH (KG)	NILAI FOB (US \$)
71	Sulawesi Utara	576.635.344	373.249.275	500.032.613	375.851.982
832	Amurang	3.000.770	1.875.481	0	0
834	Manado	469	2.076	0	0
835	Bitung	573.186.583	368.811.168	499.783.219	373.580.125
843	Sam Ratulangi (U)	447.522	2.560.550	249.394	2.271.857
TOTAL EKSPOR		576.635.344	373.249.275	500.032.613	375.851.982

TABEL 3. EKSPOR MENURUT PROPINSI ASAL BARANG

KODE	NAMA PROPINSI	JANUARI - DESEMBER 2009		JANUARI - DESEMBER 2010	
		BERAT BERSIH (KG)	NILAI FOB (US \$)	BERAT BERSIH (KG)	NILAI FOB (US \$)
14	Riau	165	1.277	0	0
31	DKI Jakarta	45.513	225.020	62.937	485.534
33	Jawa Tengah	0	0	28.629	22.601
35	Jawa Timur	0	0	372.785	488.714
71	Sulawesi Utara	573.588.896	371.147.497	499.536.622	374.846.863
73	Sulawesi Selatan	3.000.770	1.875.481	0	0
82	Maluku Utara	0	0	31.640	8.270
TOTAL EKSPOR		576.635.344	373.249.275	500.032.613	375.851.982

TABEL 4. EKSPOR MENURUT SEKSI DAN PENGGOLONGAN BARANG HS 2 DIJIT

KODE	URAIAN SEKSI HS	JANUARI - DESEMBER 2009		JANUARI - DESEMBER 2010	
		BERAT BERSIH (KG)	NILAI FOB (US \$)	BERAT BERSIH (KG)	NILAI FOB (US \$)
01	Live animals; animal product	6.567.917	22.994.891	9.374.824	29.097.013
02	Vegetable products	6.082.948	7.840.323	1.802.050	4.763.077
03	Fats, oils, waxes of animals/vegetable	406.326.816	267.359.949	310.834.167	292.448.174
04	Foodstuffs, beverages, spirits and tobacco	134.582.227	64.961.435	126.369.408	35.033.844
05	Mineral products	0	0	30.410.000	608.200
06	Prod. of chemical or allied industries	16.941.039	8.588.762	15.928.851	12.086.927
09	Wood and its articles, plaiting materials	5.783.824	1.431.025	4.985.976	1.220.658
11	Textiles & textile articles	121.941	23.909	253.050	63.260
14	Pearls & precious/ semiprecious stones	0	0	79	417.318
15	Base metals and articles there of	0	0	91	9.703
16	Machinery, electric, electronic equipments	0	0	6.680	50.642
17	Vehicles, aircraft, and vessels	0	0	265	678
18	Optical, photographic, musical instruments	0	0	510	1.303
20	Miscellaneous manufactures articles	228.632	43.981	66.564	50.937
21	Works of art, antiques special provisions	0	0	98	248
TOTAL EKSPOR		576.635.344	373.249.275	500.032.613	375.851.982

KODE	URAIAN HS (2 DIJIT)	JANUARI - DESEMBER 2009		JANUARI - DESEMBER 2010	
		BERAT BERSIH (KG)	NILAI FOB (US \$)	BERAT BERSIH (KG)	NILAI FOB (US \$)
03	Ikan dan udang <i>Fish, crustaceans, molluscs, oth. invert</i>	6.567.917	22.994.891	9.374.824	29.097.013
07	Sayuran <i>Edible vegetables and certain root</i>	3.445	3.148	0	0
08	Buah-buahan <i>Edible fruits and nuts</i>	199	631	30.000	306.500
09	Kopi, teh, rempah-rempah <i>Coffee, tea, mate and spices</i>	287.903	2.067.513	146.021	1.876.032
11	Hasil penggilingan <i>Products of the milling industry</i>	5.791.401	5.769.031	1.106.649	1.522.103
12	Biji-bijian berminyak <i>Oil seeds, grains, seeds and fruits</i>	0	0	519.380	1.058.442
15	Lemak & minyak hewan/nabati <i>Animal or vege. fats and oils</i>	406.326.816	267.359.949	310.834.167	292.448.174
16	Daging dan ikan olahan <i>Prep. of meat, fish, crust., molluscs</i>	18.344.858	55.098.541	9.171.997	23.983.021
19	Olahan dari tepung <i>Prep of cereals, flour, starch, milk</i>	4.434	2.907	0	0
22	Minuman <i>Beverages, spirit and vinegar</i>	3.214	875	0	0
23	Ampas/sisa industri makanan <i>Res. and waste from food industries</i>	116.229.721	9.859.112	117.197.411	11.050.823
26	Bijih, kerak, dan abu logam <i>Ores, slag and ash</i>	0	0	30.410.000	608.200
28	Bahan kimia anorganik <i>Inorganic chemicals</i>	0	0	34.162	8.670
38	Berbagai produk kimia <i>Miscellaneous chemical products</i>	16.941.039	8.588.762	15.894.689	12.078.257
44	Kayu, barang dari kayu <i>Wood and articles of wood</i>	5.783.824	1.431.025	4.985.976	1.220.658
53	Serat tekstil dan benang kertas <i>Other vegetable textile fibres</i>	121.941	28.909	253.000	63.250
62	Pakaian jadi bukan rajutan <i>Articles of apparel acces. not knit</i>	0	0	50	10
71	Perhiasan/permata <i>Pearls, precious and semi prec. stone</i>	0	0	79	417.318
73	Benda-benda dari besi dan baja <i>Articles of iron and steel</i>	0	0	91	9.703
84	Mesin-mesin/pesawat mekanik <i>Nuclear react., boilers, mech. appli.</i>	0	0	6.680	50.642

KODE	URAIAN HS (2 DIJIT)	JANUARI - DESEMBER 2009		JANUARI - DESEMBER 2010	
		BERAT BERSIH (KG)	NILAI FOB (US \$)	BERAT BERSIH (KG)	NILAI FOB (US \$)
89	Kapal laut <i>Ships,boats and floating structures</i>	0	0	265	678
92	Perangkat musik <i>Musical instruments</i>	0	0	510	1.303
94	Perabot, penerangan rumah <i>Furniture,bedding,lamps illum.signs</i>	228.632	43.981	66.564	50.937
97	Hasil karya seni <i>Works of art, antiques</i>	0	0	98	248
TOTAL EKSPOR		576.635.344	373.249.275	500.032.613	375.851.982

<http://sulut.bps.go.id>

**TABEL 5. EKSPOR MENURUT SEKSI, BAGIAN DAN PENGGOLONGAN BARANG STIC
1-3 DIJIT**

KODE	URAIAN SEKSI STIC	JANUARI - DESEMBER 2009		JANUARI - DESEMBER 2010	
		BERAT BERSIH (KG)	NILAI FOB (US \$)	BERAT BERSIH (KG)	NILAI FOB (US \$)
0	Bahan makanan dan binatang hidup <i>Food and live animals</i>	147.229.878	95.795.774	137.026.902	67.835.492
1	Minuman dan tembakau <i>Beverages and tobacco</i>	3.214	875	0	0
2	Bahan baku & hasil tambang <i>Crude materials,inedible</i>	5.871.414	1.414.313	36.168.356	2.950.550
4	Minyak/lemak nabati dan hewan <i>Animal & vegetable oils/fats</i>	406.326.816	267.359.949	310.834.167	292.448.174
5	Bahan kimia & hasilnya <i>Chemicals</i>	16.941.039	8.588.762	15.928.851	12.086.927
6	Barang-barang manufaktur <i>Manufactured goods</i>	34.351	45.621	121	183.531
7	Mesin dan alat pengangkutan <i>Machinery & transportation equipments</i>	0	0	6.945	51.320
8	Hasil industri lainnya <i>Miscellaneous manufactured articles</i>	228.632	43.981	67.271	295.988
TOTAL EKSPOR		576.635.344	373.249.275	500.032.613	375.851.982

KODE	URAIAN BAGIAN STIC	JANUARI - DESEMBER 2009		JANUARI - DESEMBER 2010	
		BERAT BERSIH (KG)	NILAI FOB (US \$)	BERAT BERSIH (KG)	NILAI FOB (US \$)
01	Daging dan olahan daging Meat and meat preparations	20	386	0	0
03	Ikan,kerang-kerangan,moluska dan olahannya Fish,crustaceans,molluscs and their preparations	24.912.755	78.093.046	18.546.821	53.080.034
04	Gandum dan olahan gandum Cereals and cereal preparations	1.786	486	0	0
05	Buah-buahan dan sayur-sayuran Fruits and vegetables	5.795.045	5.772.810	1.136.649	1.828.603
07	Kopi,teh,coklat,rempah-rempah Coffee,tea.cocoa,and spices	287.903	2.067.513	146.021	1.876.032
08	Makanan ternak Feeding stuff for animals	116.229.721	9.859.112	117.197.411	11.050.823
09	Hasil olahan makanan lainnya Miscellaneous food preparations	2.648	2.421	0	0
11	Minuman Beverages	3.214	875	0	0
22	Biji-bijian mengandung minyak Oil seeds,nuts,and kernels	0	0	506.220	1.045.282
24	Kayu dan gabus Wood,lumber and cork	5.749.473	1.385.404	4.985.976	1.220.658
26	Serat tekstil dan sisa-sisanya Textile fibres and their waste	121.941	28.909	253.000	63.250
28	Bijih logam dan sisa-sisa logam Metalliferous ores and metal scraps	0	0	30.410.000	608.200
29	Bahan nabati dan hewani lainnya Crude animals and vegetable materials,nes	0	0	13.160	13.160
41	Minyak dan lemak hewani Animal oils and fats	0	0	15.552	64.800
42	Minyak dan Lemak Nabati Fixed vegetable oils/fats	406.326.816	267.359.949	310.818.615	292.383.374
51	Kimia organis Organic chemicals	15.629.429	7.512.572	11.909.708	8.531.825

KODE	URAIAN BAGIAN STIC	JANUARI - DESEMBER 2009		JANUARI - DESEMBER 2010	
		BERAT BERSIH (KG)	NILAI FOB (US \$)	BERAT BERSIH (KG)	NILAI FOB (US \$)
52	Kimia inorganis <i>Inorganic chemicals</i>	0	0	34.162	8.670
59	Bahan kimia lainnya <i>Chemical materials and Its products, nes</i>	1.311.610	1.076.190	3.984.981	3.546.432
63	Barang-barang kayu dan gabus <i>Wood and cork manufactured</i>	34.351	45.621	0	0
66	Barang-barang dari mineral bukan logam <i>Non metallic minerals manufactured</i>	0	0	30	173.828
67	Besi dan baja <i>Iron and steel</i>	0	0	91	9.703
72	Mesin industri tertentu/khusus <i>Machinery specialized for particular industry</i>	0	0	6.680	50.642
79	Alat pengangkutan lainnya <i>Other transportation equipments</i>	0	0	265	678
81	Barang-barang saniter, pemanas, dll <i>Sanitary, plumbing, and fittings</i>	226.632	39.700	52.604	49.837
82	Perabotan <i>Furniture</i>	2.000	4.281	13.960	1.100
84	Pakaian <i>Clothing</i>	0	0	50	10
89	Hasil industri lainnya <i>Miscellaneous manufactured articles</i>	0	0	657	245.041
TOTAL EKSPOR		576.635.344	373.249.275	500.032.613	375.851.982

KODE	URAIAN GOLONGAN STIC	JANUARI - DESEMBER 2009		JANUARI - DESEMBER 2010	
		BERAT BERSIH (KG)	NILAI FOB (US \$)	BERAT BERSIH (KG)	NILAI FOB (US \$)
012	Daging yang dapat dimakan segar, dingin Other meat, other edible meat offal, fresh, chilled or frozen	20	386	0	0
034	Ikan segar, dingin atau beku Fish, fresh, chilled or frozen	3.875.108	8.918.555	6.996.524	16.800.296
035	Ikan kering, digarami atau diasapi Fish, dried salted or in brine; smoked fish	2.692.247	14.073.776	2.185.258	12.070.882
036	Udang, kerang dan sejenisnya, segar/dingin Crustaceans, molluscs, and aquatic invertebrates	542	2.174	193.042	225.835
037	Olahan ikan, udang dan kerang Fish, crustaceans, molluscs, and other aquatic invertebrates; prepared	18.344.858	55.098.541	9.171.997	23.983.021
048	Olahan gandum dan tepung lainnya Cereal preparations and preparations of flours, starches of fruit	1.786	486	0	0
054	Sayur-sayuran segar, dingin Vegetables, fresh, chilled, frozen or simply preserved	3.445	3.148	0	0
056	Sayur-sayuran diawetkan Vegetables, roots and tubers, prepared or preserved nes	5.791.401	5.769.031	1.106.649	1.522.103
057	Buah-buahan, segar, atau dikeringkan Fruit and nut; fresh or dried	199	631	30.000	306.500
075	Rempah-rempah Spices	287.903	2.067.513	146.021	1.876.032
081	Makanan ternak Feeding stuff for animals	116.229.721	9.859.112	117.197.411	11.050.823
098	Hasil olahan yang dapat dimakan, tds. Edible products and preparations	2.648	2.421	0	0

KODE	URAIAN GOLONGAN STIC	JANUARI - DESEMBER 2009		JANUARI - DESEMBER 2010	
		BERAT BERSIH (KG)	NILAI FOB (US \$)	BERAT BERSIH (KG)	NILAI FOB (US \$)
111	Minuman tidak mengandung alkohol <i>Non-alcoholic beverages, nes</i>	3.214	875	0	0
223	Biji dan buah mengandung minyak berkulit keras <i>Oil seeds use for extraction of other fixed vegetable oils</i>	0	0	506.220	1.045.282
245	Kayu bakar dan arang kayu <i>Fuel wood and wood charcoal</i>	5.714.066	1.381.914	4.968.841	1.199.690
248	Kayu dikerjakan sederhana dan bantalan kayu <i>Wood, simply worked and railway sleeper of wood</i>	35.407	3.490	17.135	20.968
265	Serat tumbuh-tumbuhan lainnya <i>Vegetable textile fibres, raw or processed; waste of these fibres</i>	121.941	28.909	253.000	63.250
281	Bijih dan pekatan besi <i>Iron ore and concentrates</i>	0	0	30.410.000	608.200
292	Bahan mentah berasal dari tumbuh-tumbuhan <i>Crude vegetable materials</i>	0	0	13.160	13.160
411	Minyak dan lemak hewani <i>Animal oils and fats</i>	0	0	15.552	64.800
422	Minyak nabati lainnya, cair atau kental <i>Fixed vegetable fats and oils solid, crude, refined or fractioned</i>	406.326.816	267.359.949	310.818.615	292.383.374
512	Alkohol, fenol, fenol-alkohol <i>Alcohols, phenols, phenol-alcohols and their halogenated</i>	15.629.429	7.512.572	11.909.708	8.531.825
522	Unsur kimia, halida, oksida dan garam-garamnya <i>Inorganic chemical elements, oxides and halogen salts</i>	0	0	34.162	8.670
598	Bahan kimia lainnya, tds <i>Miscellaneous chemical products</i>	1.311.610	1.076.190	3.984.981	3.546.432
635	Barang-barang kayu, tds <i>Wood manufactures</i>	34.351	45.621	0	0

KODE	URAIAN GOLONGAN STIC	JANUARI - DESEMBER 2009		JANUARI - DESEMBER 2010	
		BERAT BERSIH (KG)	NILAI FOB (US \$)	BERAT BERSIH (KG)	NILAI FOB (US \$)
667	Mutiara dan batu permata <i>Pearl, precious and semi precious stones</i>	0	0	30	173.828
679	Pipa dan tabung besi atau baja <i>Tubes, pipes, hollow profile, pipe fitting of iron, steels</i>	0	0	91	9.703
723	Mesin bangunan & konstruksi tds <i>Civil engineering and contractor plants and equipments/parts</i>	0	0	6.680	50.642
793	Alat pengangkutan laut <i>Ships, boats, and floating structures</i>	0	0	265	678
811	Bagian bangunan yang siap dari pabrik <i>Prefabricated buildings</i>	226.632	39.700	52.604	49.837
821	Perabotan <i>Furnitures and parts</i>	2.000	4.281	13.960	1.100
842	Pakaian wanita dan anak wanita bukan rajutan <i>Women's coats/jacket, not knitted</i>	0	0	50	10
896	Barang-barang seni dan antik <i>Works of art, collectors pieces and antiques</i>	0	0	98	248
897	Permata dan perhiasan lainnya <i>Jewellery, goldsmith, silversmith wares, and other articles</i>	0	0	49	243.490
898	Alat musik dan perlengkapannya <i>Musical instrument and parts/accessories</i>	0	0	510	1.303
TOTAL EKSPOR		576.635.344	373.249.275	500.032.613	375.851.982

TABEL 6. EKSPOR MENURUT HS 10 DIJIT, STIC 5 DIJIT DAN NEGARA TUJUAN

KODE	URAIAN	STIC	NEGARA TUJUAN	JANUARI-DESEMBER 2010	
				BERAT BERSIH (KG)	NILAI FOB (US \$)
0301101000	Ornamental fish fry, live	03411	Singapura	158	600
			Total 0301101000	158	600
0301102000	Ornamental marine fish, live	03411	Australia	527	443
			Hongkong	500	492
			Malaysia	596	981
			Singapura	929	1.834
			Total 0301102000	2.552	3.750
0301940000	Bluefin tunas (thunnus thynnus), live	03411	Jepang	25.000	26.250
			Total 0301940000	25.000	26.250
0301991100	Milkfish or lapu-lapu fry, live for breeding	03411	Jepang	494	6.984
			Singapura	127	3.581
			Total 0301991100	621	10.565
0301993100	Milk fish breeder	03411	Hongkong	211	424
			Total 0301993100	211	424
0301993910	Kerapu (cromilepte altiveli; epinephelus, heniochus; epinephelus merra; epinephel)	03411	Hongkong	2.000	11.000
			Total 0301993910	2.000	11.000
0301994010	Tilapia fish, live	03411	Singapura	842	12.715
			Total 0301994010	842	12.715
0301994090	Other freshwater fish, live	03411	Singapura	154	2.855
			Total 0301994090	154	2.855
0302190000	Oth salmonidae fish, excl. fillet, liver and roes, fresh or chilled	03412	Jepang	2.547	24.549
			Malaysia	165	496
			Singapura	224	481
			Total 0302190000	2.936	25.526
0302290000	Oth flat fish, excl. fillet, liver & roes fresh or chilled	03413	Jepang	7.113	24.938
			Total 0302290000	7.113	24.938
0302320000	Yellowfin tunas, excl. fillets, livers & roes, fresh or chilled	03414	Amerika Serikat	321.450	2.077.083
			Total 0302320000	321.450	2.077.083
0302390000	Oth tunas, excl. fillets, livers & roes, fresh or chilled	03414	Cina	1.136	3.408
			Hongkong	198	176
			Jepang	59.875	223.337
			Singapura	11.790	31.608
			Thailand	100	1.509
			Total 0302390000	73.099	260.038
0302650000	Dogfish & oth sharks, excl. fillets, livers and roes, fresh or chilled	03418	Taiwan	26.212	16.041
			Total 0302650000	26.212	16.041

KODE	URAIAN	STIC	NEGARA TUJUAN	JANUAR-DESEMBER 2010	
				BERAT BERSIH (KG)	NILAI FOB (US \$)
0303290000	Other salmonidae, excl.fillets, livers and roes, frozen	03421	Taiwan	9.835	13.124
			Total 0303290000	9.835	13.124
0303390000	Oth flat fish, excl.fillets, livers & roes, frozen	03422	Amerika Serikat	40.330	322.027
			Jepang	37.976	638.131
			Taiwan	56.053	46.531
			Total 0303390000	134.359	1.006.689
0303420000	Yellow fin tunas, excl.fillet, liver & roes, frozen	03423	Amerika Serikat	333.841	1.752.752
			Jepang	794.136	901.336
			Philipina	179.384	469.000
			Spanyol	250.000	493.700
			Taiwan	334.432	185.492
			Thailand	4.434	3.501
			Total 0303420000	1.896.227	3.805.781
0303430000	Skipjack or stripe-bellied bonito, excl.fillets, livers and roes, frozen	03423	Jepang	1.376.954	1.318.478
			Thailand	221.065	180.496
			Yaman	604.500	2.403.660
			Total 0303430000	2.202.519	3.902.634
0303450000	Bluefin tunas, excl.fillets, livers and roes, frozen	03423	Taiwan	185.180	92.591
			Total 0303450000	185.180	92.591
0303490000	Oth tunas, excl.fillets,livers & roes, frozen	03423	Jepang	198.777	1.123.236
			Korea Selatan	34.195	202.931
			Total 0303490000	232.972	1.326.167
0303750000	Dogfish and other sharks, excl. fillets, livers and roes, frozen	03428	Taiwan	60.714	12.750
			Total 0303750000	60.714	12.750
0303760000	Eels, excl.fillets, livers & roes, frozen	03428	Taiwan	10.714	2.250
			Total 0303760000	10.714	2.250
0303770000	Sea bass, excl.fillets, livers and roes, frozen	03428	Taiwan	78.571	16.500
			Total 0303770000	78.571	16.500
0303791010	Kerapu(cromilepte altivelis, epinephelus,excl.fillets,livers and roes,frozen	03428	Jepang	30.000	40.500
			Taiwan	20.000	4.200
			Total 0303791010	50.000	44.700
0303791090	Other marine fish, excl.fillets, livers and roes, frozen	03428	Jepang	118.770	160.340
			Taiwan	137.629	54.987
			Total 0303791090	256.399	215.327
0303792090	Other freshwater fish, excl. fillets, livers and roes, frozen	03428	Korea Selatan	539.000	700.700
			Total 0303792090	539.000	700.700

KODE	URAIAN	STIC	NEGARA TUJUAN	JANUARI-DESEMBER 2010	
				BERAT BERSIH (KG)	NILAI FOB (US \$)
0304190000	Other fish fillets, fresh or chilled	03451	Australia	177	233
			Hongkong	303	555
			Jepang	94.705	1.001.437
			Malaysia	3.582	9.580
			Singapura	50.450	377.467
			Thailand	703	9.826
			Total 0304190000	149.920	1.399.098
0304290000	Other fish fillets,frozen	03440	Amerika Serikat	184.192	1.013.732
			Hongkong	8.000	13.240
			Jepang	101.213	230.117
			Korea Selatan	318.950	415.025
			Taiwan	106.406	66.361
			Uni Emirat Arab	8.000	46.700
			Total 0304290000	726.761	1.785.175
0304990000	Other fish meat (whether or not minced) frozen	03455	Singapura	1.005	5.025
			Total 0304990000	1.005	5.025
0305490000	Other smoked fish, including fillets	03530	Cina	113.655	598.840
			Jepang	1.896.623	10.453.465
			Korea Selatan	122.880	676.971
			Saudi Arabia	24.000	152.256
			Singapura	5.962	47.482
			Thailand	21.998	141.680
			Total 0305490000	2.185.118	12.070.694
0305591000	Sharks fins, dried, salted/unsalted but not smoked	03513	Taiwan	140	188
			Total 0305591000	140	188
0306222000	Lobsters (homarus spp), oth than breeder live	03620	Singapura	156	2.719
			Total 0306222000	156	2.719
0306241000	Crabs, live	03620	Singapura	1.135	4.048
			Total 0306241000	1.135	4.048
0307211000	Scallops, live	03635	Viet Nam	88	228
			Total 0307211000	88	228
0307491000	Cuttle fish and squid, frozen	03637	Taiwan	191.663	218.840
			Total 0307491000	191.663	218.840
0809100000	Apricots, fresh	05793	Belanda	30.000	306.500
			Total 0809100000	30.000	306.500
0905000010	Vanilla whole	07521	Singapura	148	3.113
			Total 0905000010	148	3.113
0908100010	Nutmeg, in shell	07525	Jepang	3.179	51.981
			Total 0908100010	3.179	51.981

KODE	URAIAN	STIC	NEGARA TUJUAN	JANUARI-DESEMBER 2010	
				BERAT BERSIH (KG)	NILAI FOB (US \$)
0908100020	Nutmeg, shelled	07525	Belanda	107.160	1.306.917
			Total 0908100020	107.160	1.306.917
0908200000	Mace	07525	Belanda	21.534	256.421
			India	14.000	257.600
			Total 0908200000	35.534	514.021
1106300000	Flour,meal and powder of the dried leguminous vegetables of prod.chapter 8	05648	Australia	187.787	226.190
			Belgia	304.820	413.280
			Fed Russia	614.042	882.633
			Total 1106300000	1.106.649	1.522.103
1203000000	Copra	22310	Bangladesh	506.220	1.045.282
			Total 1203000000	506.220	1.045.282
1212209000	Oth seaweeds & oth algae, fresh, chilled, dried, primarily for human consumption	29297	Cina	13.160	13.160
			Total 1212209000	13.160	13.160
1504101000	Fish-liver oils and their fractions, fit for human consumption	41111	Jepang	15.552	64.800
			Total 1504101000	15.552	64.800
1511100000	Crude palm oil	42221	Amerika Serikat	3.000.000	2.750.000
			Malaysia	7.399.734	5.299.406
			Viet Nam	3.999.970	2.859.979
			Total 1511100000	14.399.704	10.909.385
1511909010	Palm oil, refined, bleached & deodor ised (rbd)	42229	Aljazair	4.003.948	3.063.020
			Amerika Serikat	4.000.181	3.785.137
			Belanda	1.000.000	817.500
			Cina	1.499.969	1.158.726
			Total 1511909010	10.504.098	8.824.383
1511909020	Olein, refined, bleached & deodor ised (rbd)	42229	Cina	6.999.831	5.727.359
			Total 1511909020	6.999.831	5.727.359
1511909030	Stearin, refined, bleached & deodor ised (rbd)	42229	Amerika Serikat	11.500.278	9.165.461
			Belanda	4.299.948	3.794.481
			Cina	7.847.530	6.004.786
			Total 1511909030	23.647.756	18.964.728
1513110000	Crude oil of coconut (copra)	42231	Aljazair	1.003.883	863.339
			Amerika Serikat	45.000.334	44.038.513
			Belanda	35.769.607	37.771.586
			Cina	52.398.244	48.335.230
			Malaysia	4.999.959	4.924.960
			Meksiko	6.499.897	6.407.392
			Total 1513110000	145.671.924	142.341.020
1513192000	Fraction of unrefined coconut (copra) oil	42239	Amerika Serikat	21.600.301	22.858.320
			Cina	26.849.809	26.003.510
			Korea Selatan	51.949.331	48.001.196
			Total 1513192000	100.399.441	96.863.026

KODE	URAIAN	STIC	NEGARA TUJUAN	JANUARI-DESEMBER 2010	
				BERAT BERSIH (KG)	NILAI FOB (US \$)
1513210000	Crude oil of palm kernel or babassu	42241	Cina Total 1513210000	9.195.861 9.195.861	8.753.473 8.753.473
1604141000	Tunas, skipjack & bonito (sarda spp), prepared/ preserved in airtight container	03713	Amerika Serikat Australia Bahama Belgia Fed Russia Inggris Jepang Jerman Jordan Kenya Kroasia Mesir Pakistan Polandia Saudi Arabia Syria Thailand Uni Emirat Arab Yaman Total 1604141000	2.218.941 35.016 53.046 100.260 126.384 231.468 15.856 1.070.169 845.999 15.096 16.880 436.704 16.880 16.920 1.345.512 45.288 236.870 227.052 1.489.800 8.544.141	4.785.845 80.400 105.062 328.605 292.741 487.064 49.300 2.596.124 2.581.850 45.000 47.005 1.093.846 36.713 38.750 3.853.987 127.500 689.820 676.213 4.250.679 22.166.504
1604149000	Tunas, skipjack, bonito (sarda spp), prep/preserved not in airtight containers	03713	Amerika Serikat Thailand Total 1604149000	62.736 441.043 503.779	411.990 1.310.453 1.722.443
1604199000	Other fish, whole/in pieces, not minced, prepared/ preserved in other	03715	Jepang Total 1604199000	518 518	2.742 2.742
1605101000	Crabs in airtight containers prepared or preserved	03721	Taiwan Total 1605101000	7.639 7.639	10.188 10.188
1605909000	Oth crustaceans, molluscs & oth.aquatic invertebrates, prepared or preserved	03722	Viet Nam Total 1605909000	115.920 115.920	81.144 81.144
2301200000	Flours, meals & pellets, of fish/ crustacean, molluscs/ other aquatic invertebrates	08142	Jepang Total 2301200000	244.638 244.638	183.222 183.222
2306500000	Oil-cake and other solid residues of coconut/copra manual/ mechanic proces	08137	Cina India Korea Selatan Taiwan Viet Nam Total 2306500000	8.150.000 21.399.996 40.247.999 3.258.380 8.199.999 81.256.374	826.150 2.331.036 4.168.729 130.335 788.800 8.245.050

KODE	URAIAN	STIC	NEGARA TUJUAN	JANUARI-DESEMBER 2010	
				BERAT BERSIH (KG)	NILAI FOB (US \$)
2306600000	Oil-cake and other solid residues of palm nuts or kernels	08138	Cina	14.321.399	1.054.176
			Korea Selatan	16.475.000	1.230.275
			Viet Nam	4.900.000	338.100
			Total 2306600000	35.696.399	2.622.551
2601110000	Iron ores and concentrates, other than roasted iron pyrites : non agglomerated	28150	Cina	30.410.000	608.200
			Total 2601110000	30.410.000	608.200
2825900000	Other inorganic bases	52269	Finlandia	13.930	3.810
			Perancis	20.232	4.860
			Total 2825900000	34.162	8.670
3802100000	Activated carbon, including spent animal black	59864	Afrika Selatan	756.400	675.297
			Amerika Serikat	942.000	862.516
			Australia	406.000	367.692
			Cina	44.000	40.000
			Estonia	22.000	24.075
			Kanada	160.000	137.478
			Papua Nugini	594.007	542.248
			Peru	239.374	210.836
			Singapura	44.000	40.684
			Srilanka	369.000	265.072
			Taiwan	146.200	131.713
			Thailand	206.000	195.657
			Turki	34.000	32.864
			Uruguay	22.000	20.300
Total 3802100000	3.984.981	3.546.432			
3823191000	Acids oil from refining	51218	Amerika Serikat	1.000.014	725.010
			Cina	1.839.924	1.240.147
			India	1.000.048	615.029
			Total 3823191000	3.839.986	2.580.186
3823199000	Oth industrial monocarboxylic fatty acid	51218	Belanda	1.799.895	1.367.920
			Cina	3.969.845	2.970.747
			India	2.000.045	1.337.030
			Spanyol	299.937	275.942
			Total 3823199000	8.069.722	5.951.639
4402900000	Wood charcoal(including shell or nut charcoal), of oth than bamboo	24502	Amerika Serikat	262.869	64.279
			Cina	3.722.130	875.605
			Srilanka	963.842	243.931
			Taiwan	20.000	15.875
			Total 4402900000	4.968.841	1.199.690

KODE	URAIAN	STIC	NEGARA TUJUAN	JANUARI-DESEMBER 2010	
				BERAT BERSIH (KG)	NILAI FOB (US \$)
4409290000	Oth non coniferous oth teak strips friezes for parquet flooring	24850	Perancis	17.135	20.968
			Total 4409290000	17.135	20.968
5305000011	Raw coir coconut fibres	26580	Cina	253.000	63.250
			Total 5305000011	253.000	63.250
6208190090	Female slip&petticoat,of oth textl matrl,oth thn silk&rami	84281	Australia	50	10
			Total 6208190090	50	10
7101210000	Cultured pearls, unworked	66712	Jepang	30	173.828
			Total 7101210000	30	173.828
7113199000	Jewellery of other precious metal	89731	Jepang	49	243.490
			Total 7113199000	49	243.490
7307990000	Other tube/pipe fittings (couplings)	67959	Singapura	91	9.703
			Total 7307990000	91	9.703
8431430000	Parts of boring/sinking mach of subhead 8430.41/8430.49	72393	Perancis	6.680	50.642
			Total 8431430000	6.680	50.642
8903990000	Other vessels for pleasure/ sports; canoes, not inflatable	79319	Jepang	265	678
			Total 8903990000	265	678
9208909000	Oth musical instruments not falling within any oth heading of this chapter	89829	Jepang	510	1.303
			Total 9208909000	510	1.303
9403600000	Other wooden furniture	82159	Cina	13.960	1.100
			Total 9403600000	13.960	1.100
9406009200	Other prefabricated buildings of wood	81100	Australia	11.999	29.137
			Singapura	40.605	20.700
			Total 9406009200	52.604	49.837
9701909000	Colleges & similar decorative plaques other than of natural cork	89612	Jepang	19	47
			Total 9701909000	19	47
9703000000	Original sculptures and statuary, in any material	89630	Jepang	79	201
			Total 9703000000	79	201
TOTAL EKSPOR				500.032.613	375.851.982

TABEL 7. IMPOR MENURUT NEGARA ASAL

KODE	NEGARA ASAL	JANUARI-DESEMBER 2009		JANUARI-DESEMBER 2010	
		BERAT BERSIH (KG)	NILAI CIF (US \$)	BERAT BERSIH (KG)	NILAI CIF (US \$)
111	Jepang	4.353	7.898	6.632.890	4.446.253
114	Korea Selatan	62.667	359.514	102.446	657.603
115	Taiwan	0	0	2.041.815	1.595.454
116	Cina	3.930.004	12.577.339	7.152.492	33.460.034
121	Thailand	3.276	111.600	2.500.000	1.950.000
122	Singapura	0	0	2.448.793	1.272.457
123	Philipina	444.539	1.250.409	912.961	2.527.711
124	Malaysia	1.453.574	1.769.607	984.324	1.133.723
131	Viet Nam	0	0	12.000.000	5.775.000
133	India	169	1.393	0	0
311	Australia	656.324	2.650.546	1.027.227	9.909.112
411	Amerika Serikat	137.660	384.672	27.074	187.023
511	Inggris	0	0	530.048	5.270.336
512	Belanda	9.283	71.697	7.500	790
513	Perancis	13.222	56.933	0	0
514	Jerman	10.000	301.142	110.544	417.764
515	Austria	16.368	56.800	0	0
516	Belgia	0	0	137.496	1.416.772
524	Finlandia	0	0	45.760	1.327.116
TOTAL IMPOR		6.741.439	19.599.550	36.661.370	71.347.148

TABEL 8. IMPOR MENURUT PELABUHAN IMPOR

KODE	NAMA PELABUHAN/ BANDARA	JANUARI-DESEMBER 2009		JANUARI-DESEMBER 2010	
		BERAT BERSIH (KG)	NILAI CIF (US \$)	BERAT BERSIH (KG)	NILAI CIF (US \$)
834	MANADO	0	0	176.020	541.426
835	BITUNG	6.720.781	19.522.220	36.477.156	70.778.354
843	SAM RATULANGI	20.658	77.330	8.194	27.368
TOTAL IMPOR		6.741.439	19.599.550	36.661.370	71.347.148

TABEL 9. IMPOR MENURUT SEKSI DAN PENGGOLONGAN BARANG HS 2 DIJIT

KODE	URAIAN SEKSI HS	JANUARI-DESEMBER 2009		JANUARI-DESEMBER 2010	
		BERAT BERSIH (KG)	NILAI CIF (US \$)	BERAT BERSIH (KG)	NILAI CIF (US \$)
02	Vegetable products	0	0	12.013.000	5.812.180
03	Fats, oils, waxes of animals/vegetable	757.208	903.198	591.100	756.847
04	Foodstuffs, beverages, spirits and tobacco	154.028	441.472	2.628.592	2.411.764
05	Mineral products	2	72	3.948.793	2.022.457
06	Prod. of chemical or allied industries	1.168.437	2.090.497	909.112	2.060.996
07	Plastics, rubber and articles there of	87.793	337.741	108.039	698.362
08	Raw hides, skins, leather and articles	0	0	8.545	52.576
09	Wood and its articles, plaiting materials	15	509	33	1.123
10	Pulp, paper and articles there of	23.115	79.077	8.206	27.626
11	Textiles & textile articles	2.799	10.433	25.635	169.484
12	Footwear, umbrellas, artificial flowers	2.760	6.097	10.675	39.935
13	Cement, plaster, glass, ceramic products	44.566	218.520	0	0
15	Base metals and articles there of	558.984	1.440.387	7.382.316	8.045.236
16	Machinery, electric, electronic equipments	3.933.789	14.039.845	5.041.495	38.538.995
17	Vehicles, aircraft, and vessels	2.060	7.434	3.947.326	9.218.185
18	Optical, photographic, musical instruments	5.682	22.841	38.503	1.491.382
20	Miscellaneous manufactures articles	201	1.427	0	0
TOTAL IMPOR		6.741.439	19.599.550	36.661.370	71.347.148

KODE	URAIAN HS (2 DIJIT)	JANUARI-DESEMBER 2009		JANUARI-DESEMBER 2010	
		BERAT BERSIH (KG)	NILAI CIF (US \$)	BERAT BERSIH (KG)	NILAI CIF (US \$)
10	Gandum-gandum Cereals	0	0	12.000.000	5.775.000
11	Hasil penggilingan Products of the milling industry	0	0	13.000	37.180
15	Lemak & minyak hewan/nabati Animal or vege. fats and oils	757.208	903.198	591.100	756.847
16	Daging dan Ikan Olahan Prep. of meat, fish, crust., molluscs	16.368	56.800	128.592	461.764
17	Gula dan Kembang Gula Sugars and sugars confectionery.	0	0	2.500.000	1.950.000
21	Berbagai Makanan Olahan Miscell. edible preparations	137.660	384.672	0	0
27	Bahan bakar mineral Mineral fuels, mineral oil products	2	72	3.948.793	2.022.457
28	Bahan kimia anorganik Inorganic chemicals	0	0	15.454	81.909
31	Pupuk Fertilizers	253.587	230.085	159.244	225.316
32	Sari bahan samak & celup Tanning and dyeing extracts	7.767	17.880	6.450	61.034
35	Perekat, Enzim Albuminoidal substances; enzymes	666	22.679	0	0
36	Bahan peledak Explosives; matches; pyrotechnic prod	840.548	1.651.660	711.683	1.673.333
38	Berbagai produk kimia Miscellaneous chemical products.	65.869	168.193	16.281	19.404
39	Plastik dan Barang dari Plastik Plastics and articles thereof	49.218	178.737	35.191	220.513
40	Karet dan Barang dari Karet Rubber and articles thereof	38.575	159.004	72.848	477.849
42	Barang-barang dari kulit Articles of leather	0	0	8.545	52.576
44	Kayu, Barang dari Kayu Wood and articles of wood	15	509	33	1.123
48	Kertas/Karton Paper and paperboard	23.115	79.077	8.206	27.626
56	Kapas gumpalan, Tali Wadding; special yarn	2.799	10.433	5.100	51.364
58	Kain tenunan khusus Special woven fabrics	0	0	414	2.985

KODE	URAIAN HS (2 DIJIT)	JANUARI-DESEMBER 2009		JANUARI-DESEMBER 2010	
		BERAT BERSIH (KG)	NILAI CIF (US \$)	BERAT BERSIH (KG)	NILAI CIF (US \$)
62	Pakaian jadi bukan rajutan <i>Articles of apparel acces. not knit</i>	0	0	1.016	3.137
63	Kain perca <i>Other made up textile articles</i>	0	0	19.105	111.998
64	Alas kaki <i>Footwear; part of such articles.</i>	2.760	6.097	10.675	39.935
68	Benda-benda dari Batu, Gips, dan Semen <i>Articles of stone, cement, mica.</i>	44.566	218.520	0	0
72	Besi dan Baja <i>Iron and steel</i>	0	0	5.713.788	4.299.784
73	Benda-benda dari Besi dan Baja <i>Articles of iron and steel</i>	529.469	1.327.930	1.558.071	3.409.447
74	Tembaga <i>Copper and articles thereof</i>	172	5.526	359	2.618
76	Aluminium <i>Aluminium and articles thereof</i>	9.940	45.076	700	14.723
82	Perkakas, Perangkat Potong <i>Tools, implements, cutlery, spoons.</i>	13.518	48.274	166	13.091
83	Berbagai barang logam dasar <i>Miscellaneous articl. of base metal</i>	5.885	13.581	109.232	305.573
84	Mesin-mesin/Pesawat Mekanik <i>Nuclear react.,boilers,mech. appli.</i>	3.442.363	12.327.713	3.431.816	25.636.283
85	Mesin/peralatan listrik <i>Elect. machinery, sound rec., tvetc</i>	491.426	1.712.132	1.609.679	12.902.712
86	Lokomotif dan Peralatan Kereta Api <i>Railway loc.,tramway track and part</i>	0	0	4.100	61.509
87	Kendaraan dan Bagiannya <i>Vehicles other than railway</i>	0	0	550.466	6.153.761
89	Kapal laut <i>Ships,boats and floating structures</i>	0	0	3.392.760	3.002.915
90	Perangkat optik <i>Optical,photographic,medical instr.</i>	5.682	22.841	38.503	1.491.382
94	Perabot, penerangan rumah <i>Furniture,bedding,lamps illum.signs</i>	201	1.427	0	0
98	Ekspor Barang Tertentu <i>Vehicles in-ckd and their components</i>	2.060	7.434	0	0
TOTAL IMPOR		6.741.439	19.599.550	36.661.370	71.347.148

**TABEL 10. IMPOR MENURUT SEKSI, BAGIAN DAN PENGGOLONGAN BARANG STIC
1-3 DIJIT**

KODE	URAIAN SEKSI STIC	JANUARI-DESEMBER 2009		JANUARI-DESEMBER 2010	
		BERAT BERSIH (KG)	NILAI CIF (US \$)	BERAT BERSIH (KG)	NILAI CIF (US \$)
0	Bahan makanan dan binatang hidup <i>Food and live animals</i>	154.028	441.472	14.641.592	8.223.944
3	Bahan bakar, bahan penyemir, dsb <i>Mineral fuels, lubricants, etc</i>	2	72	3.948.793	2.022.457
4	Minyak/lemak nabati dan hewan <i>Animal & vegetable oils/fats</i>	757.208	903.198	591.100	756.847
5	Bahan kimia <i>Chemicals</i>	1.151.786	2.101.041	941.500	2.279.117
6	Hasil industri menurut bahan <i>Manufactured goods</i>	707.655	1.988.411	7.467.341	8.638.852
7	Mesin dan alat pengangkutan <i>Machinery & transportation equipments</i>	3.939.871	14.056.981	8.985.139	47.497.306
8	Hasil industri lainnya <i>Miscellaneous manufactured articles</i>	30.889	108.375	85.905	1.928.625
TOTAL IMPOR		6.741.439	19.599.550	36.661.370	71.347.148

KODE	URAIAN BAGIAN STIC	JANUARI-DESEMBER 2009		JANUARI-DESEMBER 2010	
		BERAT BERSIH (KG)	NILAI CIF (US \$)	BERAT BERSIH (KG)	NILAI CIF (US \$)
03	Ikan, kerang-kerangan, moluska dan olahannya <i>Fish, crustaceans, molluscs and their preparations</i>	16.368	56.800	128.592	461.764
04	Gandum dan olahan gandum <i>Cereals and cereal preparations</i>	0	0	12.000.000	5.775.000
05	Buah-buahan dan sayur-sayuran <i>Fruits and vegetables</i>	0	0	13.000	37.180
06	Gula, olahan gula dan madu <i>Sugar, sugar preparations, and honey</i>	0	0	2.500.000	1.950.000
09	Hasil olahan makanan lainnya <i>Miscellaneous food preparations</i>	137.660	384.672	0	0
33	Minyak bumi dan hasil-hasilnya <i>Petroleum and petroleum products</i>	2	72	3.948.793	2.022.457
42	Minyak dan lemak nabati <i>Fixed vegetable oils/fats</i>	757.208	903.198	591.100	756.847
52	Kimia inorganik <i>Inorganic chemicals</i>	0	0	15.454	81.909
53	Bahan celup dan pewarna lainnya <i>Dyeing, tanning, and colouring materials</i>	7.767	17.880	6.450	61.034
56	Pupuk kimia buatan pabrik <i>Manufactured fertilizers</i>	253.587	230.085	159.244	225.316

KODE	URAIAN BAGIAN STIC	JANUARI-DESEMBER 2009		JANUARI-DESEMBER 2010	
		BERAT BERSIH (KG)	NILAI CIF (US \$)	BERAT BERSIH (KG)	NILAI CIF (US \$)
57	Bahan plastik <i>Plastics in primary forms</i>	3.520	12.695	907	13.118
58	Olahan bahan plastik <i>Plastics in non-primary forms</i>	45.698	166.042	34.231	205.588
59	Bahan kimia lainnya <i>Chemical materials and its products, nes</i>	841.214	1.674.339	725.214	1.692.152
61	Kulit disamak dan Barang Kulit <i>Leather, leather med, nes</i>	0	0	3.761	34.370
62	Barang-barang karet <i>Rubber manufactured, nes</i>	38.575	159.004	72.848	477.849
63	Barang-Barang Kayu dan Gabus <i>Wood and cork manufactured</i>	15	509	33	1.123
64	Kertas, Kertas Karton dan Olahannya <i>Paper, paperboard, and manufactured thereof</i>	1.006	2.125	12	258
65	Benang tenun, kain tekstil Dan Hasil-Hasilnya <i>Textile yarns, fabrics, and their products</i>	2.799	10.433	24.619	166.347
66	Barang-barang dari mineral bukan logam <i>Non metallic minerals manufactured</i>	110.435	386.713	2.750	585
67	Besi dan Baja <i>Iron and steel</i>	387.031	969.507	5.788.912	4.757.737
68	Logam tidak mengandung besi <i>Non ferrous metals</i>	0	0	208	2.720
69	Barang-barang logam lainnya <i>Manufactured of metal, nes</i>	167.744	460.120	1.574.198	3.197.863
71	Mesin pembangkit tenaga <i>Power generating machine and equipments</i>	2.903.520	10.105.066	4.228.239	28.725.901
72	Mesin industri tertentu/kausis <i>Machinery specialized for particular industry</i>	137.356	250.105	256.724	4.397.108
73	Mesin untuk mengerjakan logam <i>Metalworking machinery</i>	0	0	5.784	125.074
74	Mesin Industri dan Perlengkapannya <i>General industrial machinery and equipments</i>	572.562	2.416.922	488.437	4.434.395
76	Alat telekomunikasi <i>Telecommunication and reproducers apparatus</i>	10.000	301.142	203	3.459
77	Mesin Listrik, Aparat dan Alat-Alatnya <i>Electrical machinery and apparatus</i>	314.373	976.312	58.426	593.184
78	Kendaraan bermotor untuk jalan raya <i>Road vehicles</i>	2.060	7.434	554.566	6.215.270
79	Alat pengangkutan lainnya <i>Other transportation equipments</i>	0	0	3.392.760	3.002.915
81	Barang-Barang Saniter, Pemanas dll <i>Sanitary, plumbing, and fittings</i>	338	2.485	15.180	346.000
83	Peralatan Bepergian, Tas Tangan dll <i>Traveling goods</i>	0	0	4.784	18.206
84	Pakaian <i>Clothing</i>	0	0	1.016	3.137

KODE	URAIAN BAGIAN STIC	JANUARI-DESEMBER 2009		JANUARI-DESEMBER 2010	
		BERAT BERSIH (KG)	NILAI CIF (US \$)	BERAT BERSIH (KG)	NILAI CIF (US \$)
85	Sepatu dan Peralatan Kaki Lainnya <i>Footwear</i>	2.760	6.097	10.675	39.935
87	Inst, Ilmu Pengetahuan, Kedokteran dsb <i>Professional, scientific, and contractor instrumens</i>	1.916	5.756	38.503	1.491.382
88	Aparat Fotografi dan Perlengkapan dsb <i>Photographic apparatus, equipments and optics</i>	3.766	17.085	0	0
89	Hasil industri lainnya <i>Miscellaneous manufactured articles</i>	22.109	76.952	15.747	29.965
TOTAL IMPOR		6.741.439	19.599.550	36.661.370	71.347.148

KODE	URAIAN GOLONGAN STIC	JANUARI-DESEMBER 2009		JANUARI-DESEMBER 2010	
		BERAT BERSIH (KG)	NILAI CIF (US \$)	BERAT BERSIH (KG)	NILAI CIF (US \$)
037	Olahan ikan, udang dan kerang <i>Fish, crustaceans, molluscs, and other aquatic invertebrates; prepared</i>	16.368	56.800	128.592	461.764
042	Beras <i>Rice</i>	0	0	12.000.000	5.775.000
056	Sayur-sayuran diawetkan <i>Vegetables, roots and tubers, prepared or preserved nes</i>	0	0	13.000	37.180
061	Gula, tetes dan madu <i>Sugar, molasses, and honey</i>	0	0	2.500.000	1.950.000
098	Hasil olahan yang dapat dimakan, tds. <i>Edible products and preparations</i>	137.660	384.672	0	0
334	Hasil-hasil minyak bumi <i>Petroleum products, refined</i>	2	72	0	0
335	Sisa hasil minyak bumi <i>Residual petroleum products, and related materials</i>	0	0	3.948.793	2.022.457
421	Minyak nabati, mentah, dibersihkan <i>Fixed vegetable fats and oils soft, crude, refined or fractioned</i>	757.208	903.198	591.100	756.847
523	Garam logam dan peroksida dari asam anorganik <i>Metallic salts and peroxy salts</i>	0	0	15.454	81.909
533	Bahan pewarna lainnya <i>Pigments, paints, varnishes, & related materials</i>	7.767	17.880	6.450	61.034
562	Pupuk buatan pabrik <i>Fertilizers, manufactured</i>	253.587	230.085	159.244	225.316
574	Poliacetal, kecuali polieter dan damar epoksid <i>Poliacetals and polycarbons in primary forms</i>	0	0	874	12.594

KODE	URAIAN GOLONGAN STIC	JANUARI-DESEMBER 2009		JANUARI-DESEMBER 2010	
		BERAT BERSIH (KG)	NILAI CIF (US \$)	BERAT BERSIH (KG)	NILAI CIF (US \$)
575	Bahan plastik lainnya, dalam bentuk awal <i>Other plastics in primary forms</i>	3.520	12.695	33	524
581	Tabung, pipa dan selang dari bahan plastik <i>Tubes, pipes, and hoses of plastics</i>	45.102	158.042	30.177	172.053
582	Pelat, lembaran, film dan foil dari plastik <i>Plates, sheets, and film of plastics</i>	596	8.000	4.054	33.535
592	Patih, inulin, gluten gandum <i>Starches, inulin, and wheat gluten albuminoidal substances; glues</i>	666	22.679	0	0
593	Petasan dan kembang api <i>Explosive and pyrotechnic products</i>	840.548	1.651.660	711.683	1.673.333
598	Bahan kimia lainnya, tds <i>Miscellaneous chemical products</i>	0	0	13.531	18.819
612	Barang-barang kulit <i>Manufactures and composition leathers</i>	0	0	3.761	34.370
621	Bahan-bahan dari karet <i>Materials of rubber</i>	19.619	44.336	20.089	194.273
625	Ban luar dan dalam, untuk segala jenis roda <i>Rubber tyre, tyre cases, tyre treads, inner tubes, and tyre flaps</i>	9.769	50.267	46.941	245.006
629	Barang-barang karet, tds <i>Articles of rubbers</i>	9.187	64.401	5.818	38.570
635	Barang-barang kayu, tds <i>Wood manufactures</i>	15	509	33	1.123
642	Barang-barang kertas lainnya <i>Paper and paperboard cut to size/shape and article of papers</i>	1.006	2.125	12	258
656	Tulle, kain beludru, dsb <i>Tulle, lace, embroidery, ribbons, trimmings & other small wares</i>	0	0	414	2.985
657	Benang dan kain tekstil khusus dan produknya <i>Special yarns, textile fabrics</i>	2.799	10.433	5.100	51.364
658	Barang tekstil jadi lainnya <i>Made-up articles, wholly/chiefly of textile materials</i>	0	0	19.105	111.998
662	Barang konstruksi <i>Clay and refractory construction materials</i>	65.869	168.193	2.750	585
663	Hasil industri dari bahan mineral <i>Mineral manufactures</i>	44.566	218.520	0	0
673	Besi lembaran, tidak disepuh <i>Flat rolled products, not clad</i>	0	0	5.711.705	4.291.707

KODE	URAIAN GOLONGAN STIC	JANUARI-DESEMBER 2009		JANUARI-DESEMBER 2010	
		BERAT BERSIH (KG)	NILAI CIF (US \$)	BERAT BERSIH (KG)	NILAI CIF (US \$)
676	Batang, kawat, dari besi dan baja <i>Iron/steel bars, rods, angels, shaped & sections</i>	1.264	2.893	1.926	6.563
677	Rel-rel dan perlengkapannya dari besi/baja <i>Rail/railway and tractor constructions of iron, steel materials</i>	46.942	187.310	0	0
678	Kawat dari besi atau baja <i>Wire of iron/steel</i>	0	0	157	1.514
679	Pipa dan tabung besi atau baja <i>Tubes, pipes, hollow profile, pipe fitting of iron, steels</i>	338.875	779.304	75.124	457.953
682	Barang-barang tembaga <i>Copper</i>	0	0	15	40
684	Barang-barang alumunium <i>Alumunium</i>	0	0	193	2.680
691	Bangunan dan bagian bangunan <i>Structures and parts of iron/steel or aluminium</i>	583	4.140	0	0
692	Tangki untuk penyimpanan/ pengangkutan barang <i>Metal containers for storage & transportations</i>	101.766	259.149	507	12.043
693	Kawat dan produk ikutannya <i>Wire products and fencing grills</i>	4.830	11.766	13.437	148.545
694	Paku, mur, baut dan semacamnya <i>Nails, screws, nuts, bolts, rivets of iron/steel or copper</i>	28.733	70.574	398.150	1.447.583
695	Perkakas pertukangan tangan <i>Tools for used in the hand or in machines</i>	13.518	48.274	166	13.091
697	Perabotan rumah tangga dari logam dasar <i>Household equipment of base metals</i>	9.940	45.076	0	0
699	Produk logam tidak mulia, lainnya <i>Manufactures of base metals</i>	8.374	21.141	1.161.938	1.576.601
711	Ket.uap air & ket.uap lainnya utk.mb.vap <i>Steam and other vapour generating boilers and parts</i>	2.156.717	7.893.995	1.487.384	8.608.825
712	Turbin uap & turbin pembangkit lainnya <i>Steam or other generating boilers and parts</i>	577.218	1.713.489	1.199.989	8.079.929

KODE	URAIAN GOLONGAN STIC	JANUARI-DESEMBER 2009		JANUARI-DESEMBER 2010	
		BERAT BERSIH (KG)	NILAI CIF (US \$)	BERAT BERSIH (KG)	NILAI CIF (US \$)
713	Mesin piston pembakaran dalam & Bagian <i>Internal combustion piston engines and parts</i>	0	0	4.974	73.823
714	Mesin dan motor bukan listrik, bagian tds <i>Engines and motors,non-electric and parts</i>	0	0	170	5.687
716	Instalasi pembangkit listrik & perlengkapannya <i>Rotating electric plants and parts</i>	166.804	426.606	1.535.722	11.957.637
718	Mesin tenaga lainnya dan bagiannya <i>Other power generating machines and parts</i>	2.781	70.976	0	0
721	Mesin pertanian dan perlengkapannya <i>Agricultural machinery and parts</i>	7.406	57.195	0	0
723	Mesin bangunan dan konstruksi tds <i>Civil engineering and contractor plants and equipments/parts</i>	19	640	194.860	3.119.298
727	Mesin unt.industri pengolahan makanan <i>Food processing machines and parts</i>	750	15.300	0	0
728	Mesin lainnya untuk industri tertentu <i>Other machines and equipment specialized for particular industry</i>	129.181	176.970	61.864	1.277.810
731	Mesin perkakas, bkja pindahkan barang lain <i>Machine tools by removing metal</i>	0	0	5.047	112.875
733	Mesin perkakas untuk logam <i>Machine tool for working metals</i>	0	0	207	1.126
737	Mesin untuk mengerjakan logam <i>Metalworking machinery and parts</i>	0	0	530	11.073
741	Aparat pemanas dan pendingin dan alat-alatnya <i>Heating and cooling equipments and parts</i>	182.172	762.936	40.586	304.201
742	Pompa untuk barang cair <i>Pumps for liquid and parts</i>	107.333	568.242	105.001	1.501.282
743	Pompa untuk lainnya dan kompresor <i>Pumps,compressors,fans,blowers,centrifuges, and parts</i>	110.086	337.440	17.478	385.347
744	Mesin bongkar muat barang <i>Mechanical handling equipments and parts</i>	102.961	323.721	242.517	990.440
745	Perkakas tangan dan mesin bukan listrik <i>Other non-electical machinery,tools,and mechanical apparatus</i>	15.151	165.464	2.229	57.410
746	Bantalan peluru atau bantalan giling <i>Ball or roller bearings</i>	1.928	43.458	1.657	47.079
747	Keran, klep, katup dan sejenisnya <i>Taps,cocks,and valves for pipes</i>	46.482	173.375	61.962	921.237

KODE	URAIAN GOLONGAN STIC	JANUARI-DESEMBER 2009		JANUARI-DESEMBER 2010	
		BERAT BERSIH (KG)	NILAI CIF (US \$)	BERAT BERSIH (KG)	NILAI CIF (US \$)
748	Poros penggerak, engkol dan landasan bantalan Transmission shafts and cranks	5.999	30.988	15.264	199.121
749	Bagian dan perlengkapan mesin bukan listrik Non-electric parts & accessories of machineries	450	11.298	1.743	28.278
764	Pesawat telekomunikasi dan bagian-bagiannya Telecommunication equipments and parts	10.000	301.142	203	3.459
771	Mesin pembangkit tenaga, digerakkan listrik Electric power machinery and parts	268.236	691.293	12.538	55.892
772	Alat penyambung atau pemutus arus listrik Electrical apparatus for making and breaking electrical circuits	22.502	125.192	12.052	237.111
773	Alat pengatur, pembagi arus listrik Equipment for distributing electricity	10.155	60.761	31.557	247.893
775	Alat keperluan rumah tangga, listrik/tidak Household type, electrical/non-electrical equipments	194	6.478	391	5.933
776	Tabung termionis, katoda dingin, kat.foto Thermionic, cold cathode, and photo cathode valves/tubes	32	1.088	0	0
778	Alat listrik lainnya Electrical machinery and apparatus	13.254	91.500	1.888	46.355
782	Kendaraan bermotor untuk barang Motor vehicle for the transportation of goods	0	0	537.910	5.984.071
784	Bagian dan perlengkapan kendaraan bermotor Parts and accessories of the motor vehicles	2.060	7.434	12.556	169.690
786	Kereta gandengan dan kendaran lain tidak bermotor Trailers and other vehicles, not motorized	0	0	4.100	61.509
793	Alat pengangkutan laut Ships, boats, and floating structures	0	0	3.392.760	3.002.915
812	Barang-barang saniter, pemanas dsb Sanitary, plumbing, heating, and lighting fixtures, fittings	137	1.058	0	0
813	Lampu Lighting fixtures and fittings	201	1.427	15.180	346.000

KODE	URAIAN GOLONGAN STIC	JANUARI-DESEMBER 2009		JANUARI-DESEMBER 2010	
		BERAT BERSIH (KG)	NILAI CIF (US \$)	BERAT BERSIH (KG)	NILAI CIF (US \$)
831	Peralatan bepergian, tas tangan dll <i>Travel goods</i>	0	0	4.784	18.206
846	Perlengkapan pakaian dari kain tekstil <i>Clothing accessories of textiles fabrics</i>	0	0	1.016	3.137
851	Sepatu dan peralatan kaki lainnya <i>Footwears</i>	2.760	6.097	10.675	39.935
873	Alat-alat meteran dan hitung <i>Meters and counters</i>	0	0	583	3.173
874	Alat pengukur, pemeriksa dan mengawasi <i>Measuring, checking, analysing, and controlling instrument and apparat</i>	1.916	5.756	37.920	1.488.209
884	Barang-barang optis, tds <i>Optical goods</i>	3.766	17.085	0	0
892	Barang-barang cetakan <i>Printed matter</i>	22.109	76.952	8.194	27.368
893	Barang-barang plastik buatan <i>Article of plastics</i>	0	0	53	1.807
895	Perlengkapan kantor lainnya <i>Office and stationery supplies</i>	0	0	7.500	790
TOTAL IMPOR		6.741.439	19.599.550	36.661.370	71.347.148

TABEL 11. IMPOR MENURUT HS 10 DIJIT, STIC 5 DIJIT DAN NEGARA ASAL

KODE	URAIAN	STIC	NEGARA ASAL	JANUARI-DESEMBER 2010	
				BERAT BERSIH (KG)	NILAI CIF (US \$)
1006309000	Other milled rice, whether/not polished or glazed	04231	Viet Nam	12.000.000	5.775.000
			Total 1006309000	12.000.000	5.775.000
1106100000	Flour, meal and powder of the dried leguminous vegetables of heading 07.13	05646	Amerika Serikat	13.000	37.180
			Total 1106100000	13.000	37.180
1507902000	Fraction of unrefined soya-bean oil	42119	Malaysia	81.000	119.070
			Total 1507902000	81.000	119.070
1507909000	Other soya bean oil and its fractions	42119	Malaysia	201.250	231.018
			Total 1507909000	201.250	231.018
1512192000	Fraction of unrefined sunflower-seed or safflower oil	42159	Malaysia	40.000	63.600
			Total 1512192000	40.000	63.600
1512199000	Other fractions of sunflower-seed/safflower, but not chemically modified	42159	Malaysia	100.000	117.000
			Total 1512199000	100.000	117.000
1514999100	Oth fractions of rape or colza oil	42179	Malaysia	168.850	226.159
			Total 1514999100	168.850	226.159
1604141000	Tunas, skipjack & bonito (sarda spp), prepared/preserved in airtight container	03713	Inggris	18.048	44.000
			Jerman	110.544	417.764
			Total 1604141000	128.592	461.764
1701999000	Other cane or beet sugar, & chemically pure sucrose, in sold form	06129	Thailand	2.500.000	1.950.000
			Total 1701999000	2.500.000	1.950.000
2713200000	Petroleum bitumen	33541	Cina	1.500.000	750.000
			Singapura	2.448.793	1.272.457
			Total 2713200000	3.948.793	2.022.457
2827320000	Other chlorides of aluminium	52329	Australia	11.173	47.745
			Total 2827320000	11.173	47.745
2827490000	Other chloride oxides & chloride hydroxides	52329	Australia	4.281	34.164
			Total 2827490000	4.281	34.164
3102300000	Ammonium nitrate, with or not in aqueous solutions	56211	Philipina	159.244	225.316
			Total 3102300000	159.244	225.316
3208209000	Other paints & varnishes (incl enamels & lacquers) based on acrylic/vinyl polymer	53342	Australia	3.313	31.124
			Total 3208209000	3.313	31.124
3208909000	Oth paints & varnishes dispersin a nonaqueous	53342	Australia	1.110	18.375
			Total 3208909000	1.110	18.375
3209900000	Oth paints based on others varnishes dispers in a aqueous medium	53341	Australia	2.027	11.535
			Total 3209900000	2.027	11.535
3602000000	Prepared explosive, oth than propellent powders	59312	Malaysia	241.573	231.570
			Philipina	164.049	526.545
			Total 3602000000	405.622	758.115

KODE	URAIAN	STIC	NEGARA ASAL	JANUARI-DESEMBER 2010	
				BERAT BERSIH (KG)	NILAI CIF (US \$)
3603009000	Oth safety fuses, detonat fuses, percus sion detonat caps,igniters,electric dtnt	59320	Cina	2.696	274.345
			Malaysia	151.651	145.306
			Philipina	151.714	495.567
			Total 3603009000	306.061	915.218
3812200000	Compound plasticisers for rubber or plastics	59893	Australia	196	4.362
			Total 3812200000	196	4.362
3813000000	Prep. & charge for fire-extinguisher charged fire-extinguishing grenades	59894	Cina	11.290	2.401
			Total 3813000000	11.290	2.401
3816001000	Refractory cements, mortars, concretes	66233	Cina	2.750	585
			Total 3816001000	2.750	585
3822009000	Oth diagnostic/lab reagents & prepared whether or not head 30.02 or 30.06	59869	Australia	134	1.452
			Total 3822009000	134	1.452
3824909000	Oth prods & preparations cont cfc-11,12, 115, and halon	59899	Australia	1.911	10.604
			Total 3824909000	1.911	10.604
3907999000	Oth polyesters saturated in oth form	57439	Australia	874	12.594
			Total 3907999000	874	12.594
3909500000	Polyurethanes	57545	Australia	33	524
			Total 3909500000	33	524
3917210000	Tube,pipe,hose,fitting therefor of plastic of polymers of ethylene	58120	Australia	20.862	78.259
			Total 3917210000	20.862	78.259
3917220000	Tube,pipe,hose,fitting therefor of plastic of polymers of propylene	58120	Australia	302	5.975
			Total 3917220000	302	5.975
3917230000	Tube,pipe,hose,fitting therefor of plastic of polymers of vinyl chloride	58120	Australia	52	166
			Total 3917230000	52	166
3917290000	Tube,pipe,hose,fitting therefor of plastic of other plastics	58120	Australia	951	13.309
			Total 3917290000	951	13.309
3917321000	Sausage & ham casings, without fittings of plastics	58140	Australia	13	285
			Total 3917321000	13	285
3917390000	Oth tubes, pipes and hoses	58160	Australia	6.734	67.944
			Total 3917390000	6.734	67.944
3917400000	Fittings of plastics	58170	Australia	1.263	6.115
			Total 3917400000	1.263	6.115
3921199000	Tapes in oth form,used in the oth than mfg of telephonic/electric wire	58291	Australia	4.054	33.535
			Total 3921199000	4.054	33.535
3923100000	Boxes used for cinematographic films, tape and disks	89319	Australia	53	1.807
			Total 3923100000	53	1.807
4009319000	Oth tube,pipe & hose,reinforced with textile, without fitng	62143	Australia	7.050	32.449
			Total 4009319000	7.050	32.449

KODE	URAIAN	STIC	NEGARA ASAL	JANUARI-DESEMBER 2010	
				BERAT BERSIH (KG)	NILAI CIF (US \$)
4009329000	Oth tube,pipe & hose,reinforced with textile, with fittng	62145	Australia	54	1.218
			Total 4009329000	54	1.218
4009411000	Mining slurry suction & discharge hose, reinforced w oth materials, without fitt	62144	Australia	5.006	26.308
			Total 4009411000	5.006	26.308
4009429000	Oth tube,pipe & hose,reinforced with oth material, with fitting	62145	Australia	7.979	134.298
			Total 4009429000	7.979	134.298
4010119000	Conveyor belts/belting,reinforced withmetal, width <= 20cm	62922	Australia	107	1.154
			Total 4010119000	107	1.154
4010199000	Oth conveyor belts/belting, reinforced with oth; width <= 20cm	62922	Australia	1.822	6.735
			Total 4010199000	1.822	6.735
4011690000	New pneumatic tyre,of rubber, used for oth purpose	62551	Australia	46.941	245.006
			Total 4011690000	46.941	245.006
4016939000	Oth gaskets, washers & oth seals	62999	Australia	99	3.063
			Total 4016939000	99	3.063
4016995900	Oth article of a kind used in machinery/mechanical/electrical appliances, & oth	62999	Australia	3.774	27.516
			Total 4016995900	3.774	27.516
4016998000	Rubber grommets & rubber cover for automotive wiring harness	62999	Australia	16	102
			Total 4016998000	16	102
4202119000	Trunk,suit,vanity,executive,brief-cases with outer surface of leather	83121	Australia	12	250
			Total 4202119000	12	250
4202199000	School satchel,trunk,suit,vanity,brief,ot oth materials	83129	Australia	4.673	16.320
			Total 4202199000	4.673	16.320
4202290000	Hand bag with other outer surface	83119	Australia	99	1.636
			Total 4202290000	99	1.636
4205002000	Oth articles of leather,industrial safety belt & harnesses	61290	Australia	3.761	34.370
			Total 4205002000	3.761	34.370
4415200000	Pallets,box pallets& other load boards; pallet collars	63512	Australia	33	1.123
			Total 4415200000	33	1.123
4820500000	Albums for samples or for collections	64235	Australia	12	258
			Total 4820500000	12	258
4821109000	Printed,oth labels that form of packing for jewellery,small objects & the like	89281	Philippina	8.194	27.368
			Total 4821109000	8.194	27.368
5603940000	Non woven of other, weight=<150g/m2	65720	Australia	2.276	36.782
			Total 5603940000	2.276	36.782
5607290000	Othr binder/baler twine of sisal/oth textile fibres of genus agave	65751	Australia	2.458	12.721
			Total 5607290000	2.458	12.721
5607490000	Gimp yarn,oth thn binder/baler twine,of polyethyln/polypropyln	65751	Australia	173	1.252
			Total 5607490000	173	1.252

KODE	URAIAN	STIC	NEGARA ASAL	JANUARI-DESEMBER 2010	
				BERAT BERSIH (KG)	NILAI CIF (US \$)
5607509000	V-belt cord of othr synth fbrs treated measuring more than 10,000 decitex	65751	Australia	193	609
			Total 5607509000	193	609
5806329000	Woven fbrcs of oth than cotton/man-made fbr other than goods of head 5807	65613	Australia	414	2.985
			Total 5806329000	414	2.985
6216001000	Protective work gloves, mittens & mitts	84614	Australia	1.016	3.137
			Total 6216001000	1.016	3.137
6305399000	Oth sacks,bags of not knitted/crocheted of polyethylene/polypropilene	65813	Australia	11.800	88.351
			Total 6305399000	11.800	88.351
6306299000	Tents of oth textiles materials oth than cotton	65822	Australia	7.305	23.647
			Total 6306299000	7.305	23.647
6401990000	Oth waterproof footwear with outer sole plastic by stiching, riveting, nailing	85131	Australia	10.675	39.935
			Total 6401990000	10.675	39.935
7209189000	Flat-crc, 0,17< thickness< 0,5 mm containing by weight<= 0.6% of carbon	67341	Jepang	3.669.890	2.696.253
			Taiwan	2.041.815	1.595.454
			Total 7209189000	5.711.705	4.291.707
7215509000	Oth bars & rods of iron/non-alloy steel	67633	Australia	481	1.939
			Total 7215509000	481	1.939
7217103900	Other wire of iron or non-alloy steel, not plated/coated, cont. carbon >= 0.6%	67814	Australia	29	587
			Total 7217103900	29	587
7217909010	Oth wire of iron/non-alloy steel,plated containing by weight 0.6% or more	67819	Australia	128	927
			Total 7217909010	128	927
7222190000	Bars,rods, hot-rolled, in irregularly of not circular cross-section	67625	Australia	28	616
			Total 7222190000	28	616
7228609000	Other bars and rods : not of circular cross-section	67647	Australia	4	16
			Total 7228609000	4	16
7228809000	Oth. Hollow drill bars and rods	67648	Australia	1.413	3.992
			Total 7228809000	1.413	3.992
7303001030	Tubes,pipes of cast with an external diameter >150 mm and <=600 mm	67911	Australia	32	169
			Total 7303001030	32	169
7306190000	Oth.line pipe of kind use for oil/gas pipe,welded,of stainless steel	67941	Australia	330	1.718
			Total 7306190000	330	1.718
7306509030	Oth.boilr tube,weld,oth.thn high prssr conduit,oth alloy steel int.dmtr>12.5mm	67943	Korea Selatan	65.875	425.077
			Total 7306509030	65.875	425.077
7307190000	Cast fitting of other than non-malleable cast iron	67952	Australia	7.868	25.417
			Total 7307190000	7.868	25.417
7307210000	Other, of stainless steel flanges	67953	Australia	869	4.409
			Total 7307210000	869	4.409
7307290000	Oth.,of stainss steel oth.than flanges, butt welding,threaded elbow,bend&sleeve	67956	Australia	14	227
			Total 7307290000	14	227

KODE	URAIAN	STIC	NEGARA ASAL	JANUARI-DESEMBER 2010	
				BERAT BERSIH (KG)	NILAI CIF (US \$)
7307990000	Other tube/pipe fittings (couplings)	67959	Australia	136	936
			Total 7307990000	136	936
7312102000	Stranded wire,rope&cables by plated /coatd wth brass,& of a nom.d<=3mm	69311	Australia	88	1.907
			Total 7312102000	88	1.907
7312900000	Oth stranded wire, rope and cables, plaitd bnds,slings&of ir/stl not elect	69311	Australia	13.158	145.242
			Total 7312900000	13.158	145.242
7315120000	Other roller chain of mild steel	74832	Australia	11.498	86.126
			Total 7315120000	11.498	86.126
7315819000	Other Stud-link of mild steel	69922	Australia	39	110
			Total 7315819000	39	110
7315892900	Other chain not mild steel, not for motorcylcles and bicycles	69922	Australia	3.062	18.045
			Total 7315892900	3.062	18.045
7316000000	Anchors, grapnels and parts thereof, of iron or steel	69961	Australia	56	197
			Total 7316000000	56	197
7317009030	Connector and anti-splitting, connector Hooknails	69410	Australia	419	8.445
			Total 7317009030	419	8.445
7318149000	Other self tapping screws	69421	Australia	655	4.195
			Total 7318149000	655	4.195
7318151100	Screw metal with/without nuts/washers with an external diameter <=16 mm	69421	Australia	2	79
			Total 7318151100	2	79
7318151200	Bolts for metal, with/ without nuts of an external diameter <= 16mm	69421	Australia	19.520	122.302
			Total 7318151200	19.520	122.302
7318151900	Oth screws&bolts whether/not without-their nut/washers wth.an ext'l dmtr>16mm	69421	Australia	1.553	7.662
			Total 7318151900	1.553	7.662
7318159100	Other screws for metal with or without nuts or washers	69421	Australia	213	3.497
			Total 7318159100	213	3.497
7318159200	Other bolts for metal, with or without nuts	69421	Australia	602	13.693
			Total 7318159200	602	13.693
7318159900	Other screws and bolts whether or not with their nut or washers	69421	Australia	3.871	29.481
			Total 7318159900	3.871	29.481
7318169000	Other nuts	69421	Australia	2.331	32.345
			Total 7318169000	2.331	32.345
7318199000	Other threaded articles of iron and steel	69421	Australia	142	2.964
			Total 7318199000	142	2.964
7318219000	Other spring washers and other lock washers	69422	Australia	514	15.385
			Total 7318219000	514	15.385
7318229000	Other washers	69422	Australia	11.042	60.004
			Total 7318229000	11.042	60.004

KODE	URAIAN	STIC	NEGARA ASAL	JANUARI-DESEMBER 2010	
				BERAT BERSIH (KG)	NILAI CIF (US \$)
7318299000	Other non threaded articles	69422	Australia	357.133	1.146.349
			Total 7318299000	357.133	1.146.349
7319300000	Other pins	69932	Australia	227	1.221
			Total 7319300000	227	1.221
7320909000	Other springs and leaves	69940	Australia	121	3.622
			Total 7320909000	121	3.622
7326110000	Grinding balls&similar artic.for mills forged/stamped but not further works	69965	Cina	786.170	921.903
			Total 7326110000	786.170	921.903
7326190000	Other articles or iron or steel but not forged or stamped	69965	Australia	324	10.808
			Cina	269.470	303.516
			Total 7326190000	269.794	314.324
7326209000	Other articles of non iron or steel wire	69967	Australia	24	82
			Total 7326209000	24	82
7326903000	Stainless stl shield&clamp assembly wth rubb.sl for hubless cast ir&pipes fit.	69969	Australia	519	2.124
			Total 7326903000	519	2.124
7326909000	Other articles not forged or steamed	69969	Australia	194	10.190
			Total 7326909000	194	10.190
7412201000	Copper tube or pipe fitting of copper-zinc base alloys (brass)	68272	Australia	15	40
			Total 7412201000	15	40
7413000000	Stranded wire,cable,plaited bands, of copper, not electrically insulated.	69312	Australia	191	1.396
			Total 7413000000	191	1.396
7415210000	Washers (including spring washers) but not threaded	69432	Australia	2	78
			Total 7415210000	2	78
7415390000	Other articles of copper, threaded	69433	Australia	151	1.104
			Total 7415390000	151	1.104
7609000000	Aluminium tube or pipe fittings (for example, coupling,elbows,sleeves)	68427	Australia	193	2.680
			Total 7609000000	193	2.680
7611000000	Aluminium reservoirs, tanks, vats and similar containers for any material	69212	Australia	507	12.043
			Total 7611000000	507	12.043
8204120000	Hand operated spanners and wrenches adjustable	69530	Australia	6	1.338
			Total 8204120000	6	1.338
8205200000	Hammers and sledge hammers	69542	Australia	1	265
			Total 8205200000	1	265
8205700000	Vices, clamps and the like	69547	Australia	87	1.822
			Total 8205700000	87	1.822
8207190000	Other rock drilling or earth boring tools, including parts	69563	Australia	34	7.621
			Total 8207190000	34	7.621
8208900000	Other knives and cutting blades	69561	Australia	38	2.045
			Total 8208900000	38	2.045
8304002000	Office or desk equipment of copper or of lead	89511	Belanda	7.500	790
			Total 8304002000	7.500	790
8309903000	Other caps for cans of base metal	69953	Cina	101.732	304.783
			Total 8309903000	101.732	304.783

KODE	URAIAN	STIC	NEGARA ASAL	JANUARI-DESEMBER 2010	
				BERAT BERSIH (KG)	NILAI CIF (US \$)
8402111000	Watertube boiler electric with a steam production exceeding 45 tons per hour	71111	Cina	1.487.384	8.608.825
			Total 8402111000	1.487.384	8.608.825
8406900000	Parts of steam turbines and parts	71280	Cina	1.199.989	8.079.929
			Total 8406900000	1.199.989	8.079.929
8408209900	Comprss-igntn pist engines oth for vhcl 8701.10,oth.output <= 60kw,not fully ass	71323	Amerika Serikat	4.639	49.392
			Total 8408209900	4.639	49.392
8408909100	Compr-ign piston eng for earth move mach oth.an output>100kw, and <=18,65 kw	71382	Australia	68	15.462
			Total 8408909100	68	15.462
8409996500	Pistons for oth engines, comp-ignition	71392	Australia	267	8.969
			Total 8409996500	267	8.969
8411910000	Parts of turbo-jets/turbo-propellers	71491	Australia	170	5.687
			Total 8411910000	170	5.687
8413110000	Pump fitted/design to a measu device for dispnsng fuel/lubric,used in fill stat	74211	Australia	2.079	46.651
			Total 8413110000	2.079	46.651
8413191000	Pumps fitted/Designed to a measuring device electrically operated	74219	Australia	18.024	173.432
			Total 8413191000	18.024	173.432
8413192000	Pumps fitted/Designed to a measuring device and not electrically operated	74219	Australia	162	457
			Total 8413192000	162	457
8413209000	Oth hand pumps, oth than those of subheading 8413.11or 8413.19	74271	Australia	476	10.626
			Total 8413209000	476	10.626
8413702900	Impulse-turbo water pumps of a capacity> 100w electric operated for household use	74260	Australia	12.951	142.666
			Total 8413702900	12.951	142.666
8413811000	Oth pumps, electrically operated	74271	Australia	33.047	671.637
			Total 8413811000	33.047	671.637
8413911000	Parts of pumps of subheading 8413.20.10	74291	Australia	258	3.902
			Total 8413911000	258	3.902
8413915000	Parts of oth pumps,electric operated	74291	Australia	37.015	435.537
			Total 8413915000	37.015	435.537
8413919000	Parts of oth pumps,not electric operated	74291	Australia	989	16.374
			Total 8413919000	989	16.374
8414309000	Compress,oth.capacity>21kw/hour, have displace/revolution > 220cc	74315	Australia	117	2.546
			Total 8414309000	117	2.546
8414599000	Oth fans oth of a capacity <= 125 kw	74343	Australia	2.701	20.581
			Total 8414599000	2.701	20.581
8414809110	Electrically operated,blowers & the like	74319	Australia	555	15.696
			Total 8414809110	555	15.696
8414809190	Electrically operated, oth than blowers & the like	74319	Australia	9.145	258.564
			Total 8414809190	9.145	258.564

KODE	URAIAN	STIC	NEGARA ASAL	JANUARI-DESEMBER 2010	
				BERAT BERSIH (KG)	NILAI CIF (US \$)
8414909900	Oth parts of non electrically operated equipment	74380	Australia	902	15.594
			Total 8414909900	902	15.594
8415904390	Chas/cab,weld/paint,part mach a output >52,75kw,oth airflow>67.96,use air/rail	74159	Australia	3.205	69.693
			Total 8415904390	3.205	69.693
8416900000	Parts of furnaces burners for liquid/solid/gas fuel, mechanical stokers	74128	Australia	14	369
			Total 8416900000	14	369
8417900000	Part furnaces & ovens for the roasting,melting non-electric	74139	Australia	2.346	8.184
			Total 8417900000	2.346	8.184
8419901900	Oth.part mach,the treat.matrial by proc involve heat,print circuit,wiring,elect	74190	Korea Selatan	35.021	225.955
			Total 8419901900	35.021	225.955
8421211900	Oth filter machin& appar water electric of a capacity <= 500 l/h	74361	Australia	232	5.259
			Total 8421211900	232	5.259
8421212900	Oth filter machin& appar water electric of a capacity > 500 l/h	74361	Australia	110	324
			Total 8421212900	110	324
8421231900	Oth oil filters for earth moving machinery internal cobustion egines	74363	Australia	13	340
			Total 8421231900	13	340
8421239100	Oil filters for oth earth moving machin and motor vehicles of chapter 87	74363	Australia	22	74
			Total 8421239100	22	74
8421294000	Filter/purify mach&apparatus for liquid,petrol filters	74367	Australia	54	886
			Total 8421294000	54	886
8421299000	Oth filtering machinery & apparatus for liquids not electrically operated	74367	Australia	2.762	42.106
			Total 8421299000	2.762	42.106
8421319000	Oth intake air filters for internal combustion engines	74367	Australia	100	543
			Total 8421319000	100	543
8421399000	Oth.laminar flow units oth intake air filter for internal cobustion egines	74369	Australia	30	594
			Total 8421399000	30	594
8421992000	Parts filter cartridges of filter,subhd 8421.23	74395	Australia	718	21.346
			Total 8421992000	718	21.346
8421999900	Oth parts of sentrifugal, including centrifugal dryers	74395	Australia	17	894
			Total 8421999900	17	894
8424812000	Oth.mech appliances for agricultural/horti,oth drip irrigation systems,elect	74564	Australia	98	1.971
			Total 8424812000	98	1.971
8424909900	Oth mechanical appliances(whether/not hand operated)	74568	Australia	2.123	55.195
			Total 8424909900	2.123	55.195
8425190000	Pulley tackle & hoists oth than skip for raising vhcles,oth by electric motor	74421	Australia	10	166
			Total 8425190000	10	166
8425390000	Oth winches;capstans,oth than powered by oth electric motor	74425	Australia	280	14.068
			Total 8425390000	280	14.068

KODE	URAIAN	STIC	NEGARA ASAL	JANUARI-DESEMBER 2010	
				BERAT BERSIH (KG)	NILAI CIF (US \$)
8426199000	Oth bridge cranes and gantry cranes	74433	Cina	179.033	676.471
			Total 8426199000	179.033	676.471
8426300000	Portal/pedestal jib cranes	74435	Australia	993	5.788
			Total 8426300000	993	5.788
8428909000	Oth mach,oth than lift,handl,load/unload mach,hand&storage of PCB/PWBs/PCAs	74489	Australia	14	227
			Total 8428909000	14	227
8429510000	Front-end shovel loaders,mechanical excavators and shovelloaders	72321	Australia	4.001	327.478
			Total 8429510000	4.001	327.478
8429520000	Mach with a 360,revolving super struct,mach shovels,excavators and shove loader	72322	Belgia	132.556	1.367.396
			Total 8429520000	132.556	1.367.396
8430499000	Oth wellhead platforms & integrat prod modules for use in drilling production	72344	Australia	1.821	419.066
			Total 8430499000	1.821	419.066
8430690000	Oth machinery of hedaing 84.30, not self-propelled	72347	Australia	690	1.730
			Total 8430690000	690	1.730
8431399010	Part of oth lift,handl/load mach,telph/conveyor	74494	Cina	59.043	223.058
			Total 8431399010	59.043	223.058
8431399090	Oth parts of machinery of head 84.26	74494	Australia	3.144	70.662
			Total 8431399090	3.144	70.662
8431410000	Buckets, shovels, grabs and grips,of mach of head 84.26, 84.29/84.30	72391	Australia	14.714	80.049
			Belgia	4.940	49.376
			Total 8431410000	19.654	129.425
8431430000	Parts of boring/sinking mach of subhead 8430.41/8430.49	72393	Australia	22.484	414.145
			Total 8431430000	22.484	414.145
8431499000	Oth parts of machinery of heading 84.26, 84.29/84.30	72399	Australia	104	2.857
			Total 8431499000	104	2.857
8455900000	Other parts of metal-rolling mills and rolls therefor.	73729	Australia	382	8.641
			Total 8455900000	382	8.641
8460901000	Oth mach-tools for deburring,abrasives/polishing products, electric operat	73169	Australia	5.047	112.875
			Total 8460901000	5.047	112.875
8462492000	Punching/notching mach,incl comb punch & shear mach,not numric cntrl,not elect	73317	Australia	207	1.126
			Total 8462492000	207	1.126
8466910000	Parts&aces suitable for machine of heading 84.64	72819	Australia	15	439
			Total 8466910000	15	439
8467919000	Part of other chain saw	74519	Australia	8	244
			Total 8467919000	8	244
8474101000	Sorting,screening,separating/washing machines, electrically operated	72831	Australia	27.011	501.994
			Total 8474101000	27.011	501.994
8474102000	Sorting,screening,separating/washing machines, not electrically operated	72831	Australia	1	66
			Total 8474102000	1	66

KODE	URAIAN	STIC	NEGARA ASAL	JANUARI-DESEMBER 2010	
				BERAT BERSIH (KG)	NILAI CIF (US \$)
8474201100	Crushing/grinding machines for stone electrically operated	72832	Australia	5.706	112.850
			Total 8474201100	5.706	112.850
8474201900	Crushing/grinding mach for earth,ores oth mineral substances,electric operat	72832	Australia	505	2.852
			Total 8474201900	505	2.852
8474391000	Other mixing/kneading machines electrically operated	72833	Australia	18.047	403.793
			Total 8474391000	18.047	403.793
8474392000	Other mixing/kneading machines not electrically operated	72833	Australia	189	3.093
			Total 8474392000	189	3.093
8474901000	Parts of mach for heading 8474.10 to 8474.80 of electric operated machines	72839	Australia	8.048	174.187
			Total 8474901000	8.048	174.187
8479101000	Machinery fr public works,building/the like electrically operated	72348	Finlandia	13.550	457.201
			Total 8479101000	13.550	457.201
8479821000	Mixing,kneading,crush,grind,screen, & otherwise machine,electrically operated	72849	Australia	2.342	78.536
			Total 8479821000	2.342	78.536
8481109000	Pressure-reducing valves not of iron/steel,not of oth metal,not of plastics	74710	Australia	22	485
			Korea Selatan	1.550	6.571
			Total 8481109000	1.572	7.056
8481409000	Oth safety/relief valves	74740	Australia	561	14.978
			Total 8481409000	561	14.978
8481802100	Lpg cylinder valves having inlet & outlet internal diameters<=2.5cm	74780	Australia	69	1.555
			Total 8481802100	69	1.555
8481802200	Lpg cylinder valves having inlet & outlet internal diameters>2.5cm	74780	Australia	46	1.034
			Total 8481802200	46	1.034
8481804100	Soda water bottle valve,gas operat,of plastic, 1 cm < intern dia <= 2,5cm	74780	Australia	358	7.998
			Total 8481804100	358	7.998
8481804900	Oth soda water bottle valves;gas operate beer dispensing units	74780	Australia	69	1.548
			Total 8481804900	69	1.548
8481806100	Water pipeline valve>manual operate sluice,5cm<inlet/outlet int diamtr>=40cm	74780	Australia	4.816	27.446
			Total 8481806100	4.816	27.446
8481806200	Cast iron gate valve,inlet diamtr>=4cm & cast iron butterfly valve,inlet dia>=8cm	74780	Australia	24	389
			Total 8481806200	24	389
8481806300	Cast iron gate valve,inlet diamtr<4cm & cast iron butterfly valve,inlet dia <8cm	74780	Australia	25.907	618.094
			Total 8481806300	25.907	618.094
8481807100	Ball valves,of plastics, 1 cm <=internal diameter < 2,5 cm	74780	Australia	11	128
			Total 8481807100	11	128
8481807200	Other ball valves	74780	Australia	67	1.337
			Total 8481807200	67	1.337
8481807300	Gate valve>manual operate,of iron/steel,5cm<=inlet/outlet internal diamtr<40cm	74780	Australia	26.312	188.368
			Total 8481807300	26.312	188.368

KODE	URAIAN	STIC	NEGARA ASAL	JANUARI-DESEMBER 2010	
				BERAT BERSIH (KG)	NILAI CIF (US \$)
8481807400	Gate valve,manual operate,of iron/steel,inlet/outlet internal diamtr < 40cm	74780	Australia	1.871	49.897
			Total 8481807400	1.871	49.897
8481807600	Other manifold valves	74780	Australia	54	229
			Total 8481807600	54	229
8481808300	Oth valve of plastic,inlet diamtr>=1cm,outlet diamtr <= 2,5 cm	74780	Australia	24	528
			Total 8481808300	24	528
8481809900	Other valves and similar appliances for pipes	74780	Australia	201	652
			Total 8481809900	201	652
8482100000	Ball bearings	74610	Australia	224	6.998
			Total 8482100000	224	6.998
8482500000	Oth cylindrical roller bearings	74650	Australia	703	24.581
			Total 8482500000	703	24.581
8482800000	Oth,including combined ball/roller bearings	74680	Australia	668	13.089
			Total 8482800000	668	13.089
8482990000	Other parts of ball and roller bearings	74699	Australia	62	2.411
			Total 8482990000	62	2.411
8483101000	Transmission shafts for earth moving machinery	74810	Australia	81	2.436
			Total 8483101000	81	2.436
8483109000	Oth transmission shafts	74810	Australia	3.339	102.370
			Total 8483109000	3.339	102.370
8483209000	Bearing housing incorporating not for earth moving machinery&motor vehicle	74821	Australia	37	925
			Total 8483209000	37	925
8483309000	Bearing housing not incorporat not for earth moving machinery&motor vehicle	74822	Australia	214	3.736
			Total 8483309000	214	3.736
8483409000	Gears and gearing for oth engines	74840	Australia	75	3.011
			Total 8483409000	75	3.011
8483600000	Clutches&shaft couplings(including universal joint)	74860	Australia	20	517
			Total 8483600000	20	517
8484100000	Gaskets&similar joint metal sheeting comb with oth material/2 more layrs	74920	Australia	85	366
			Total 8484100000	85	366
8484200000	Mechanical seal	74920	Australia	1.091	10.901
			Total 8484200000	1.091	10.901
8484900000	Sets/assortments of gaskets&similar joints	74920	Australia	256	7.432
			Total 8484900000	256	7.432
8487900010	Oil seal rings	74999	Australia	143	4.548
			Total 8487900010	143	4.548
8487900090	Oth mach. parts, not cont. electric connector,insulator,coil, oth elec.features	74999	Australia	168	5.031
			Total 8487900090	168	5.031
8501109900	Others universal (AC/DC) motors of an output =<37.5w	71610	Australia	59	1.513
			Total 8501109900	59	1.513

KODE	URAIAN	STIC	NEGARA ASAL	JANUARI-DESEMBER 2010	
				BERAT BERSIH (KG)	NILAI CIF (US \$)
8501202000	Universal (AC/DC) motors of an output>1 kw	71631	Australia	405	2.004
			Total 8501202000	405	2.004
8501521000	Oth AC motors, multi-phase of an output> 750w and <=1kw	71631	Australia	5	279
			Total 8501521000	5	279
8501530000	Oth AC motors,multi-phase of an output >75kw	71631	Australia	5.538	74.601
			Total 8501530000	5.538	74.601
8502131000	Generating sets with spark-ignit intern combust pist output > 12500 kva	71651	Cina	1.519.677	11.847.000
			Total 8502131000	1.519.677	11.847.000
8503001200	Parts of motors for generators of an output <=1.5 kw & >75kw	71690	Australia	35	698
			Total 8503001200	35	698
8503009000	Parts of motors for generators of an output >75 kw & <= 10000 kw	71690	Australia	10.003	31.542
			Total 8503009000	10.003	31.542
8504319000	Oth transformer having power handling capacity <= 1kva	77119	Australia	12.180	53.880
			Total 8504319000	12.180	53.880
8504402000	Battery chargers having a rating>100 kva	77121	Australia	290	905
			Total 8504402000	290	905
8504409000	Other static converter	77121	Australia	68	1.107
			Total 8504409000	68	1.107
8505901000	Electro magnetic/permanent magnet chucks,clamps&similar holdg devices	77881	Australia	750	2.341
			Total 8505901000	750	2.341
8507809000	Other accumulator	77812	Australia	180	2.488
			Total 8507809000	180	2.488
8509901000	Part of goods of subheading 8509.80.10	77579	Australia	242	2.630
			Total 8509901000	242	2.630
8511309000	Other distributors; ignition coils	77831	Australia	63	1.927
			Total 8511309000	63	1.927
8513109000	Other portable electirc lamps	81312	Australia	15.180	346.000
			Total 8513109000	15.180	346.000
8515199000	Other brazing/soldering machines and apparatus	73732	Australia	56	929
			Total 8515199000	56	929
8515909000	Other parts in heading 8515	73739	Australia	92	1.503
			Total 8515909000	92	1.503
8516909000	Other parts of goods of sub 8516	77589	Australia	149	3.303
			Total 8516909000	149	3.303
8517704000	Antennae of a kind used with apparatus for radio-telephony/radio-telegraphy	76418	Australia	5	80
			Total 8517704000	5	80
8518101900	Othmicrophones,whether/ not with their stands	76421	Australia	140	2.439
			Total 8518101900	140	2.439

KODE	URAIAN	STIC	NEGARA ASAL	JANUARI-DESEMBER 2010	
				BERAT BERSIH (KG)	NILAI CIF (US \$)
8518299000	Other loudspeakers	76423	Australia	10	169
			Total 8518299000	10	169
8529109900	Aerials&reflect.s of all kinds not for radio-telephony/radio-telegraphy	76493	Australia	48	771
			Total 8529109900	48	771
8531809090	Other electric sound/visual signalling apparatus	77884	Australia	662	35.742
			Total 8531809090	662	35.742
8535290000	Automatic circuit breakers for a volt >= 72.5 kv, moulded case type	77243	Australia	775	45.797
			Total 8535290000	775	45.797
8535909000	Oth elect app. for switch/protec. elect circuits,for make connect elect circuits	77249	Cina	2.100	92.575
			Total 8535909000	2.100	92.575
8536503900	High inrush switch, commutator for stove range,microphone switch,not domestic use	77255	Australia	12	633
			Total 8536503900	12	633
8536509990	Oth electronic ACswitches for voltage < 1000 v & acurrent <= 11 amps	77255	Australia	1.257	3.866
			Total 8536509990	1.257	3.866
8536691900	Telephone plugs not for domestic use,rate current carrying capacity < 16 amps	77258	Australia	57	619
			Total 8536691900	57	619
8536903900	Cable connectors consist of a jack plug,not domestic,<16amp, for elect fan/radio	77259	Australia	781	8.376
			Total 8536903900	781	8.376
8537101000	Switchboards&control panels for voltage <= 1000 volt	77261	Australia	672	19.999
			Total 8537101000	672	19.999
8537109000	Oth board for elect control for voltage <= 1000volt	77261	Australia	4.675	52.060
			Total 8537109000	4.675	52.060
8538902900	Other parts of boards,panels consoles,for voltage > 1000 volt	77282	Australia	1.723	13.186
			Total 8538902900	1.723	13.186
8539902000	Oth parts,for lamps of vehicles of all kinds	77829	Australia	233	3.857
			Total 8539902000	233	3.857
8544110020	Winding wire of copper, cover with paper textile material/PVC	77311	Australia	8.165	42.838
			Total 8544110020	8.165	42.838
8544110040	Winding wire of copper, rect cross-sect. and without connectors	77311	Australia	2.094	45.524
			Total 8544110040	2.094	45.524
8544199000	Other winding wire not of copper	77311	Australia	2.745	29.746
			Total 8544199000	2.745	29.746
8544202000	Insulated cable not fitted with connector for a voltage <=66.000volts	77312	Australia	18.322	128.148
			Total 8544202000	18.322	128.148
8546900000	Oth elect insulators not of glass and of ceramics	77324	Australia	3	21
			Total 8546900000	3	21
8547200000	Insulating fitting of plastics	77328	Australia	228	1.616
			Total 8547200000	228	1.616

KODE	URAIAN	STIC	NEGARA ASAL	JANUARI-DESEMBER 2010	
				BERAT BERSIH (KG)	NILAI CIF (US \$)
8609009000	Other containers design & equip for carriage by one/more modes of transport	78630	Finlandia	4.100	61.509
			Total 8609009000	4.100	61.509
8704102200	Damper designed for off highway, > 24 t not ckd	78211	Inggris	512.000	5.226.336
			Total 8704102200	512.000	5.226.336
8704224900	Other vans, 10-20 t, not ckd, diesel	78219	Finlandia	25.910	757.735
			Total 8704224900	25.910	757.735
8708701400	Wheel centre disc & cap for oth vehicle of subheading 8704.10/heading 87.05	78439	Amerika Serikat	9.435	100.451
			Total 8708701400	9.435	100.451
8708809000	Parts of suspension systems (incl shock-absorbers)	78439	Australia	385	2.612
			Total 8708809000	385	2.612
8708934000	Clutches, parts thereof for vehicles of subheading 8704.10/heading 87.05	78439	Australia	536	15.956
			Total 8708934000	536	15.956
8708991900	Unassembled fuel tank;engine bracket for vehicles of head 87.02; 87.04; 8705	78439	Finlandia	2.200	50.671
			Total 8708991900	2.200	50.671
8901205000	Tankers of gross tonnage > 4000 but <= 5000 ton	79322	Jepang	2.963.000	1.750.000
			Total 8901205000	2.963.000	1.750.000
8902001100	Fishing vessels of gross tonnage <= 26 ton	79324	Philipina	50.810	300.000
			Total 8902001100	50.810	300.000
8902001400	Fishing vessels of gross tonnage > 100 but <= 250 ton	79324	Philipina	378.950	952.915
			Total 8902001400	378.950	952.915
9024109000	Machines and appliances for testing metals, non-electrically operated	87453	Australia	2.546	15.662
			Total 9024109000	2.546	15.662
9026103000	Oth measur/checking the flow/level of liquids instrum.,elec.oprt	87431	Australia	131	2.931
			Total 9026103000	131	2.931
9026203000	Other measuring/checking pressure instruments, electrically operated	87435	Australia	1.943	11.690
			Total 9026203000	1.943	11.690
9026204000	Other measuring/checking pressure instruments, not electrically operated	87435	Australia	576	3.255
			Total 9026204000	576	3.255
9026801000	Oth instruments/app. for measuring, electrically operated	87437	Australia	1	62
			Total 9026801000	1	62
9026802000	Oth instruments/app. for measuring,not electrically operated	87437	Australia	7	1.686
			Total 9026802000	7	1.686
9026901000	Parts&acc. for electrically operated instruments and apparatus	87439	Australia	1.374	74.099
			Total 9026901000	1.374	74.099
9027804000	Other instruments and apparatus not electrically operated	87446	Australia	174	3.917
			Total 9027804000	174	3.917
9028209000	Other liquid meters	87313	Australia	583	3.173
			Total 9028209000	583	3.173

KODE	URAIAN	STIC	NEGARA ASAL	JANUARI-DESEMBER 2010	
				BERAT BERSIH (KG)	NILAI CIF (US \$)
9032899000	Oth automatic regulating/controlling instrum.&app.not electrically operated	87465	Australia	10	264
			Cina	31.158	1.374.643
			Total 9032899000	31.168	1.374.907
TOTAL IMPOR				36.661.370	71.347.148

<http://sulut.bps.go.id>