

STATISTIK EKSPOR PROVINSI KALIMANTAN TIMUR

EXPORT STATISTICS OF KALIMANTAN TIMUR PROVINCE



2021



**BADAN PUSAT STATISTIK
PROVINSI KALIMANTAN TIMUR**
BPS-Statistics of Kalimantan Timur Province

STATISTIK EKSPOR PROVINSI KALIMANTAN TIMUR

EXPORT STATISTICS OF KALIMANTAN TIMUR PROVINCE



2021

STATISTIK EKSPOR PROVINSI KALIMANTAN TIMUR 2021

EXPORT STATISTICS OF KALIMANTAN TIMUR PROVINCE 2021

ISSN: 1907 - 1841

Nomor Publikasi/Publication Number: 64000.2223

Katalog/Catalog: 8202016.64

Ukuran Buku/ Book Size: 21,0 Cm x 29,7 Cm

Jumlah Halaman/Total Pages: x + 43 halaman/pages

Naskah/Manuscript :

BPS Provinsi Kalimantan Timur

BPS-Statistics of Kalimantan Timur Province

Penyunting/Editor :

BPS Provinsi Kalimantan Timur

BPS-Statistics of Kalimantan Timur Province

Desain Kover oleh/Cover Designed by:

BPS Provinsi Kalimantan Timur

BPS-Statistics of Kalimantan Timur Province

Ilustrasi Kover/Cover Illustration:

Komoditas Ekspor dan Pelabuhan Bongkar Muat

Export Commodities of Kalimantan Timur Province

Penerbit/ Published by :

© Badan Pusat Statistik Provinsi Kalimantan Timur

BPS-Statistics of Kalimantan Timur Province

Pencetak/Printed by :

CV. Suvi Sejahtera

Suvi Sejahtera, CV

Dilarang mengumumkan, mendistribusikan, mengomunikasikan, dan/atau mengandakan sebagian atau seluruh isi buku ini untuk tujuan komersial tanpa izin tertulis dari Badan Pusat Statistik

Prohibited to announce, distribute, communicate, and/or copy part or all of this book for commercial purpose without permission from BPS-Statistics Indonesia

TIM PENYUSUN/ DRAFTING TEAM

Pengarah/Director: **Dr. Yusniar Juliana, S.ST., MIDEK.**

Penyunting/Editor: **Indri Astanti**
Ir. Lilis Suryani, MM.

Penulis/Pengolah Data **Mirawati, S.Si**
Author/ Data Processor:

Perapihan Naskah/ **Prima Agatha Y Tahapary, S.ST**
Layout

<https://kaltim.bps.go.id>

KATA PENGANTAR

Publikasi “**STATISTIK EKSPOR PROVINSI KALIMANTAN TIMUR 2021**” merupakan publikasi tahunan yang diterbitkan oleh Badan Pusat Statistik Provinsi Kalimantan Timur.

Publikasi ini menyajikan data ekspor menurut jenis barang, negara tujuan dan pelabuhan ekspor, berdasarkan hasil pengolahan dokumen PEB (Pemberitahuan Ekspor Barang) tahun 2021.

Selain itu juga sebagai bahan perbandingan secara total, disajikan pula data series dari tahun 2017 sampai dengan tahun 2021, termasuk laju pertumbuhan ekspor Kalimantan Timur yang dirinci menurut ekspor migas dan non migas.

Ucapan terima kasih dan penghargaan setinggi-tingginya disampaikan kepada semua pihak yang telah membantu penyusunan publikasi Statistik Ekspor Provinsi Kalimantan Timur 2021 ini.

Samarinda, Agustus 2022
Kepala Badan Pusat Statistik
Provinsi Kalimantan Timur



Dr. Yusniar Juliana, S.ST., MIDEK.

PREFACE


The 2021 Export Statistics of Kalimantan Timur is an annual publication, published by the BPS – Statistics of Kalimantan Timur.

This publication contains about data of export, which is arranged by commodity, country of destination, and port of exportation, based on the 2021 export declaration.

For comparison, this publication also presents data series of total export and growth of export in Kalimantan Timur, by export of oil and gas, and others.

Sincerely thanks and appreciation are given to all parties who have assted in the compilation of the East Kalimantan Province Export Statistics 2021 publication.

*Samarinda, August 2022
BPS – Statistics of
Kalimantan Timur Province
Head*

A handwritten signature in black ink, appearing to read 'Yusniar', is written over a white rectangular background.

Dr. Yusniar Juliana, S.ST., MDEC.

DAFTAR ISI /TABLE OF CONTENTS

	<i>Hal/Page</i>
KATA PENGANTAR/ <i>PREFACE</i>	v
DAFTAR ISI/ <i>TABLE OF CONTENTS</i>	vii
DAFTAR TABEL / <i>LIST OF TABLES</i>	viii
DAFTAR GRAFIK / <i>LIST OF GRAPHS</i>	ix
DAFTAR LAMPIRAN / <i>LIST OF APPENDIX</i>	x
PENJELASAN/ <i>EXPLANATORY NOTES</i>	1
ULASAN SINGKAT/ <i>BRIEF DESCRIPTION</i>	7
A Pendahuluan / <i>Introduction</i>	7
B Perkembangan Ekspor / <i>Export Development</i>	8
C Ekspor Kalimantan Timur Tahun 2021 / <i>Kalimantan Timur Export</i> <i>in 2021</i>	9
LAMPIRAN/ <i>APPENDIX</i>	17

DAFTAR TABEL /LIST OF TABLES

	<i>Hal/Page</i>
Tabel/Table A. Berat dan Nilai Ekspor Provinsi Kalimantan Timur Menurut Pelabuhan Utama, Tahun 2021 / <i>Weight and Value of Kalimantan Timur Export by Major Port of Exportation, 2021</i>	10
Tabel/Table B. Berat dan Nilai Ekspor Provinsi Kalimantan Timur Menurut Benua Tujuan Tahun 2021/ <i>Weight and Value of Kalimantan Timur Export by Continent of Destination, 2021</i>	11
Tabel/Table C. Berat dan Nilai Ekspor Provinsi Kalimantan Timur Menurut Negara Tujuan Utama, Tahun 2021/ <i>Weight and Value of Kalimantan Timur Export by Major Country of Destination, 2021</i>	13
Tabel/Table D. Berat dan Nilai Ekspor Provinsi Kalimantan Timur Menurut 21 Golongan Barang Utama Tahun 2021/ <i>Weight and Value of Kalimantan Timur Export by Major 21 Commodity Group, 2021</i>	14
Tabel/Table E. Berat dan Nilai Ekspor Provinsi Kalimantan Timur Menurut Komoditi (HS 8 Digit) Utama, Tahun 2021/ <i>Weight and Value of Kalimantan Timur Export by Major Commodity 8 Digit HS, 2021</i>	16

DAFTAR GRAFIK /LIST OF GRAPHS

	Hal/Page
Grafik/Graph 1. Perkembangan Nilai Ekspor Provinsi Kalimantan Timur Tahun 2017-2021 / <i>Trend of Kalimantan Timur Export Value 2017- 2021</i>	8
Grafik/Graph 2. Nilai Ekspor Provinsi Kalimantan Timur Menurut Pelabuhan Muat Utama Tahun 2021 (Persen)/ <i>Kalimantan Timur Export Value by Major Port, 2021 (%)</i>	10
Grafik/Graph 3. Nilai Ekspor Provinsi Kalimantan Timur Menurut Benua Tujuan, Tahun 2021/ <i>Kalimantan Timur Export Value by Continent of Destination 2021 (%)</i>	12

<https://kaltim.bps.go.id>

DAFTAR LAMPIRAN /LIST OF APPENDIX

	Hal/Page
Tabel/Table 1. Perkembangan Nilai Ekspor Migas dan Non Migas Provinsi Kalimantan Timur/ <i>Trend of Kalimantan Timur Export Value by Commodity Group, (Oil & Gas and Non Oil & Gas), (US\$ 000) 2017 – 2021</i>	19
Tabel/Table 2. Laju Pertumbuhan Nilai Ekspor Provinsi Kalimantan Timur (%)/ <i>Growth Rate of Kalimantan Timur Export Value (%)</i> , 2017-2021	20
Tabel/Table 3. Nilai Ekspor Provinsi Kalimantan Timur Menurut Pelabuhan Muat dan Golongan Barang / <i>Export Value of Kalimantan Timur by Port and Commodity Group, 2021(FOB US\$)</i>	21
Tabel/Table 4. Berat dan Nilai Ekspor Provinsi Kalimantan Timur Menurut Pelabuhan Muat/ <i>Weight and Value of Kalimantan Timur Export by Port, 2021 (FOB US\$)</i>	22
Tabel/Table 5. Berat dan Nilai Ekspor Provinsi Kalimantan Timur Menurut Benua/ <i>Weight and Value of Kalimantan Timur Export by Continent of Destination, 2021 (FOB US\$)</i>	23
Tabel/Table 6. Berat dan Nilai Ekspor Provinsi Kalimantan Timur Menurut Negara/ <i>Weight and Value of Kalimantan Timur Export by Country of Destination, 2021 (FOB US\$)</i>	24
Tabel/Table 7. Berat dan Nilai Ekspor Provinsi Kalimantan Timur Menurut 21 Golongan Barang/ <i>Weight and Value of Kalimantan Timur Export by 21 Commodity Group, 2021 (FOB US\$)</i>	26
Tabel/Table 8. Berat dan Nilai Ekspor Provinsi Kalimantan Timur Menurut Golongan Barang (HS) 2 Digit/ <i>Weight and Value of Kalimantan Timur Export by Commodity 2 Digit HS, 2021 (FOB US\$)</i>	27
Tabel/Table 9. Berat dan Nilai Ekspor Provinsi Kalimantan Timur Menurut Komoditi (HS) 8 Digit/ <i>Weight and Value of Kalimantan Timur Export by Commodity 8 Digit HS, 2021 (FOB US\$)</i>	30

PENJELASAN

EXPLANATORY NOTES

1. DAERAH PENCATATAN

Daerah pencatatan statistik dalam publikasi ini meliputi pelabuhan-pelabuhan yang berada di wilayah Kalimantan Timur.

1. AREA OF RECORDINGS

The statistics recording area in this publication covers the entire territory of the Kalimantan Timur.

2. SUMBER DATA

Data ekspor dikumpulkan berdasarkan dokumen ekspor/ Pemberitahuan Ekspor Barang (PEB) yang diisi oleh Eksportir dan telah diberikan ijin muat oleh Bea dan Cukai serta dilegalisir oleh Bank Devisa.

2. SOURCE OF DOCUMENTS

The data compiled based on export documents/Export Declaration (PEB), filled out by the Exporters approved by the Customs & Excises and legalized by foreign exchange bank.

3. SISTEM PERDAGANGAN

Pencatatan Statistik perdagangan luar negeri menggunakan sistem perdagangan umum (*general trade*) dimana pencatatan dilakukan dari dokumen PEB yang dimuat dari pelabuhan dan bandara di seluruh wilayah Indonesia termasuk kawasan berikat.

3. TRADE SYSTEM

Recording of Foreign Trade Statistics apply the general trade system, where the documents recorded from the whole port in Indonesia including bonded warehouse.

4. RUANG LINGKUP

Pencatatan Statistik Ekspor meliputi seluruh barang-barang yang keluar dari wilayah Kalimantan Timur yang bersifat komersial maupun bukan komersial seperti bantuan barang kredit lunak, hadiah dan sebagainya.

Ekspor kapal laut dan pesawat udara termasuk dalam statistik ekspor, sedangkan ekspor bunker oil untuk kapal tidak tercatat dalam publikasi ini.

Barang-barang yang diolah di luar negeri tetap dicatat sebagai ekspor, meskipun hasil olahan barang tersebut akan kembali masuk ke wilayah Kalimantan Timur.

Barang-barang di bawah ini tidak termasuk di dalam statistik ekspor :

- a. Pakaian & barang-barang perhiasan penumpang.
- b. Barang-barang yang dikirim untuk perwakilan Indonesia di luar negeri.
- c. Barang-barang untuk ekspedisi dan ekshibisi/pameran.

4. COVERAGE

The recording Export statistics covers all goods leaving the territory of the Kalimantan Timur, both the commercial, as well as non commercial goods, such as goods with soft loans, grants/gifts, etc .

Ocean going ships and air planes are included in the statistics, while the export of bunker oil for ships is not presented in this publication.

Goods processed abroad, are still recorded as export although the results of this processing will return to, and enter on the territory of the East Kalimantan.

The following goods were not included in the statistics:

- a. Clothes and jewelry of passangers.*
- b. Goods exported for the Indonesian representative abroad.*
- c. Goods for expeditions and exhibition/shows.*
- d. Packings/containers to be filled abroad.*

- d. Pembungkus/peti kemas untuk diisi diluar negeri.
 - e. Uang dan Surat-surat berharga.
 - f. Barang-barang contoh.
 - g. Barang-barang yang dikirim keluar negeri untuk diperbaiki.
- e. *Banknotes and securities*
 - f. *Sample goods*
 - g. *Repaired good*

5. SISTEM PENGOLAHAN

Data dalam publikasi ini mencakup dokumen-dokumen Ekspor tahun 2021 yang diterima oleh Badan Pusat Statistik sejak awal Januari 2021 sampai dengan 31 Desember 2021. Sistem pengolahan menggunakan “*Carry Over*”. Dengan metode ini dokumen-dokumen dari daerah ditunggu selama satu bulan setelah bulan berjalan. Dokumen-dokumen yang datang terlambat akan dimasukkan dalam pengolahan bulan berikutnya. Metode “*Carry over*” ini sangat membantu mempercepat pengolahan data, disamping itu telah diteliti bahwa metode ini tidak begitu berpengaruh terhadap ekspor yang disebabkan “*carry over*” berikutnya.

5. PROCESSING SYSTEM

The data in this publication cover export documents of 2021 received by BPS- Statistics of Indonesia since the beginning of January 2021 through December 31, 2021. The carry over system is applied in this processing. The deadline of a certain month is one month after the reference period, which means the end of the following month. The documents accepted after the deadline is considered as document of the following month. The method of carry over was very helpful to speed up data processing, beside that it was researched that the method was not significantly affected by the carry over data.

6. KLASIFIKASI JENIS BARANG

Penggolongan barang di dalam publikasi ini menggunakan Klasifikasi Tarif Indonesia 2022 yang didasarkan atas *Harmonized System (HS)*.

7. PERIODE REFERENSI

Periode penentuan ekspor adalah tanggal diberikannya izin muat barang tersebut oleh pejabat Bea & Cukai setelah diadakan pemeriksaan seperlunya.

8. NILAI BARANG

Nilai barang yang dicatat untuk statistik Ekspor adalah nilai FOB (US\$).

9. NEGARA TUJUAN

Yang dimaksud dengan negara tujuan adalah negara dimana barang tersebut akan dikonsumsi /diperdagangkan.

10. SATUAN BARANG

Sejak tahun 1975 ekspor

6. COMMODITY CLASSIFICATION

The classification of goods in this publication applies the 2022 Indonesia Tariff Classification, which is based on the Harmonized System (HS).

7. REFERENCE PERIOD

The period for export determination is the date of issuance of the Goods Loading Permit by the Customs & Excises official, after the necessary examination had been conducted.

8. COMMODITY VALUATION

The goods value recorded for the Export Statistics, is the FOB value (US\$).

9. COUNTRY OF DESTINATION

Country of destination is the country known at the time of dispatch to be the final country where goods are to be delivered.

10. UNIT OF COMMODITY

Since 1975, export has been

disajikan dalam berat bersih (Kg) meskipun demikian untuk beberapa jenis barang disajikan pula buah, ekor, lembar, liter, dozen, pasang, unit dan sebagainya.

presented in net weight (kg); nevertheless, several types of goods are also presented in piece, sheet, litre, dozen pairs, units, etc.

11. PELABUHAN EKSPOR

11. PORT OF EXPORT

Yang dimaksud dengan pelabuhan ekspor adalah pelabuhan dimana surat izin muat tersebut dikeluarkan.

Port of export is the port where the Loading permit is issued.

<https://kaltim.bps.go.id>

ULASAN SINGKAT

BRIEF DESCRIPTION

A. Pendahuluan

Perdagangan luar negeri merupakan sektor ekonomi yang sangat berperan dalam menunjang pembangunan. Dari kegiatan ekspor dapat diperoleh devisa yang merupakan salah satu sumber dana untuk pembangunan.

Untuk meningkatkan ekspor, pemerintah telah mengeluarkan serangkaian kebijaksanaan seperti paket deregulasi. Inti dari paket deregulasi adalah pemerintah memperluas cakupan kelompok komoditi yang mendapat fasilitas dalam kerangka Perusahaan Eksportir Tertentu (PET).

Pada tahun 2021 kegiatan perdagangan luar negeri Kalimantan Timur khususnya ekspor mengalami peningkatan sebesar 86,13 persen. Peningkatan nilai ekspor Kalimantan Timur pada tahun 2021 apabila diamati dari golongan barang, disebabkan oleh peningkatan yang signifikan sektor non migas sebesar 90,63 persen terhadap tahun sebelumnya.

A. Introduction

Foreign trade is an economic factor which support the National Development. From the Export activities, the foreign exchange can be obtained which is regarded as one of the financial sources for development activities.

To increase the export, the Government has stipulated a set of policy like the deregulate package. The focus of the deregulates package is that Government expands the range of commodity group for some specific manufacturing export.

In 2021, Kalimantan Timur foreign trade activities, especially export, experienced increased by 86,13 percent. The increase in value of exports of Kalimantan Timur in the year 2021 when observed from the commodity group, caused by the significant increase in non oil and gas (expecially) amounted to 90,63 percent againts the previous year.

B. Perkembangan Ekspor

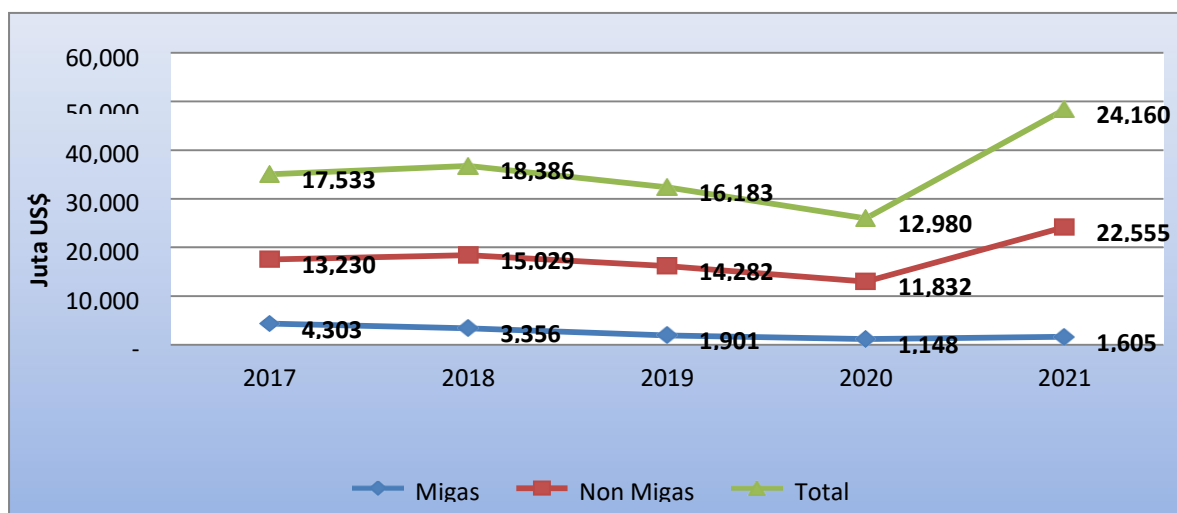
Perkembangan nilai ekspor Kalimantan Timur selama lima tahun terakhir rata-rata menunjukkan peningkatan. Pada tahun 2020 dan tahun 2021, seperti pada grafik yang ditampilkan, nilai ekspor pada tahun 2021 mengalami peningkatan sebesar 86,13 persen atau mencapai US\$ 24,16 milyar. Jika dilihat dari sektor, yang mengalami peningkatan yang signifikan adalah sektor non migas naik sebesar 90,63 persen atau mencapai US\$ 22,55 milyar.

B. Export Development

During last five years, the export value was increasing over time. But in 2020 and 2021, as in the graph shown, the export value in 2021 experienced an increase of 86,13 percent or reaching US\$ 24,16 billion. When viewed from the sector, the non oil and gas sector increased by 90,63 percent or reached US\$ 22,55 billion.

Grafik 1 Perkembangan Nilai Ekspor Provinsi Kalimantan Timur, Tahun 2017 - 2021
Graph

Trend of Kalimantan Timur Export Value, 2017– 2021



Sumber/Source : Dokumen PEB, kantor pos, catatan instansi, survei perdagangan lintas batas laut/PEBdocument, Post office, Agency notes, cross-border trade survey

C. Ekspor Kalimantan Timur Tahun 2021

Ekspor Kalimantan Timur tahun 2021 dimuat melalui 9 (sembilan) pelabuhan yang ada di Kalimantan Timur. Dari dua belas pelabuhan ekspor tersebut bila diamati dari peran masing-masing pelabuhan, maka pelabuhan Samarinda merupakan pelabuhan yang memuat barang ekspor terbesar pada tahun 2021 yakni sebesar 26,09 persen dari total nilai ekspor Kalimantan Timur, atau senilai US\$ 6,30 milyar dengan komoditi ekspor terbesar berupa komoditi non migas. Pelabuhan yang memuat komoditi ekspor terbesar kedua dan ketiga adalah pelabuhan Balikpapan dan Bontang dengan nilai ekspor sebesar US\$ 5,21 milyar dan US\$ 4,26 milyar atau 21,57 persen dan 17,61 persen dari total nilai ekspor Kalimantan Timur tahun 2021. Selebihnya dimuat dari pelabuhan-pelabuhan lainnya yang dapat dilihat pada Tabel A.

C. Kalimantan Timur Export in 2021

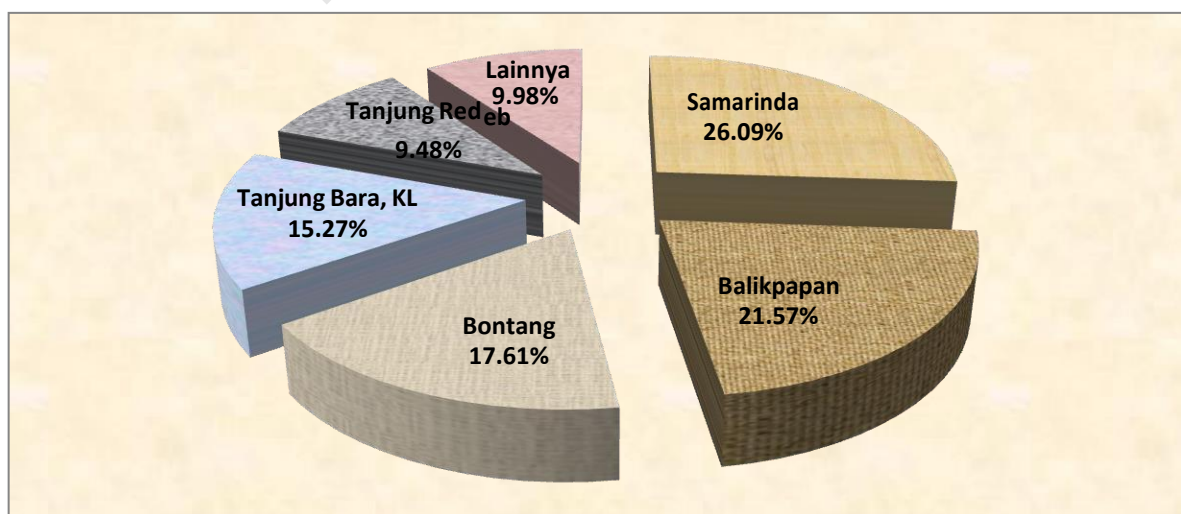
In the year of 2021, Kalimantan Timur export was loaded through 9 (nine) ports available in Kalimantan Timur. Out of twelv export ports, as viewed from each port activities, Samarinda Port was regarded as the biggest port containing of 26,09 percent of export commodity, which reached US\$ 6,30 billion, was non oil material. Port that contains the sccond largest export commodity and the thrid is the port of Balikpapan and Bontang which US\$ 5,21 billion and US\$ 4,26 billion or 21,57 percent and 17,61 percent of the total export value of Kalimantan Timur in 2021. The remining export commodity was loaded by other ports as shown in Table A.

Tabel A Berat dan Nilai Ekspor Provinsi Kalimantan Timur Menurut Pelabuhan Utama, Tahun 2021
Weight and Value of Kalimantan Timur Export by Major Port of Exportation, 2021

No	Pelabuhan Port	Berat (Kg) Weight (Kg)	Nilai (US\$) Value (US\$)	Peranan (%) Percentage (%)	
				Berat Weight	Nilai Value
(1)	(2)	(3)	(4)	(5)	(6)
1.	Samarinda	82 910 876 238	6 304 029 952	33,65	26,09
2.	Balikpapan	34 344 966 823	5 211 321 001	13,94	21,57
3.	Bontang	16 496 643 790	4 255 425 514	6,70	17,61
4.	Tanjung Bara, KL	44 121 019 000	3 689 252 423	17,91	15,27
5.	Tanjung Redeb	28 456 542 800	2 289 388 867	11,55	9,48
6.	Lainnya/Others	40 047 721 169	2 410 487 041	16,25	9,98
Total/Total		246 377 769 821	24 159 904 798	100,00	100,00

Sumber/Source : Dokumen PEB, kantor pos, catatan instansi, survei perdagangan lintas batas laut/PEB document, Post office, Agency notes, cross-border trade survey

Grafik 2 Nilai Ekspor Provinsi Kalimantan Timur Menurut Pelabuhan Muat Utama, Tahun 2021 (Persen)
Kalimantan Timur Export Value by Major Port, 2021 (Percent)



Sumber/Source : Dokumen PEB, kantor pos, catatan instansi, survei perdagangan lintas batas laut/PEB document, Post office, Agency notes, cross-border trade survey

Barang-barang ekspor Kalimantan Timur tahun 2021 ditujukan ke berbagai negara di lima benua. Benua Asia merupakan tujuan ekspor terbesar dengan nilai mencapai US\$ 22,65 milyar atau sebesar 93,76 persen dari total nilai ekspor Kalimantan Timur. Berikutnya benua Amerika dan Eropa masing-masing senilai US\$ 0,57 milyar dan US\$ 0,39 milyar atau sebesar 2,36 persen dan 1,61 persen. Selebihnya di ekspor ke benua Afrika dan Australia masing-masing senilai US\$ 0,36 milyar dan US\$ 0,18 milyar atau 1,50 persen dan 0,77 persen.

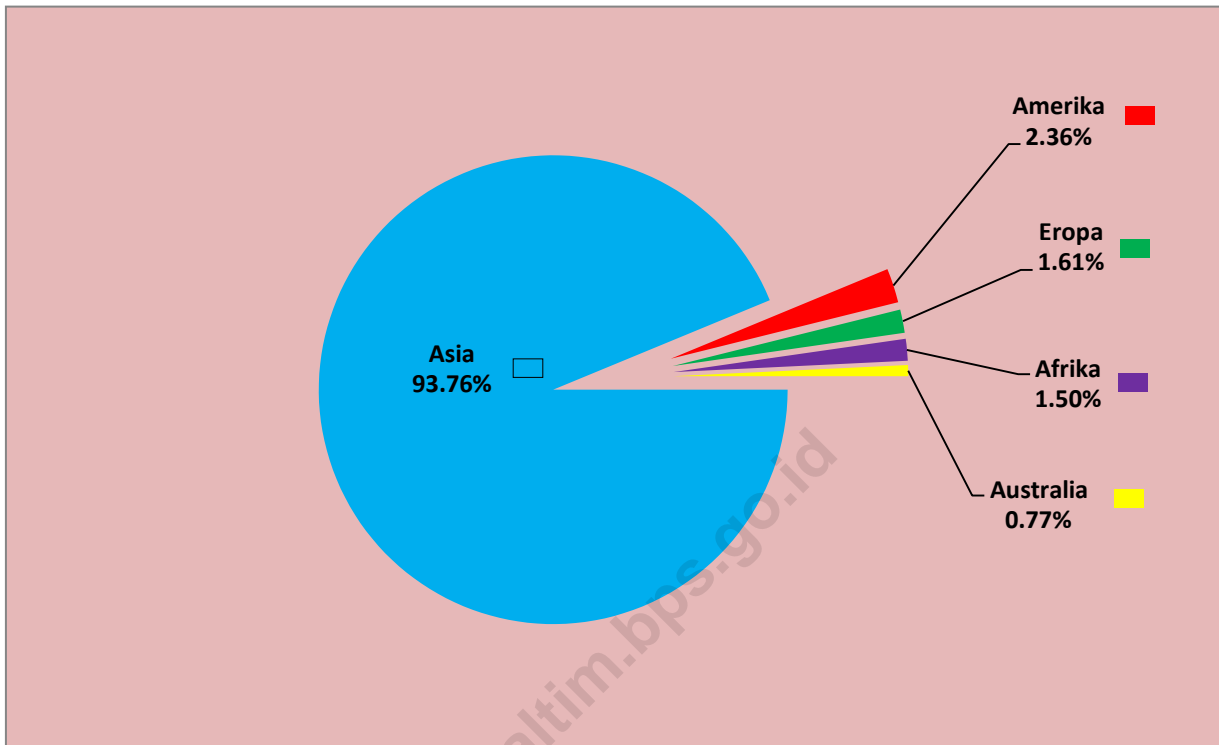
In 2021, the export commodity of Kalimantan Timur were sent to many countries in five continents. Asia Continent was regarded as the largest export destination with the total value US\$ 22,65 billion or 93,76 percent from the total export value of Kalimantan Timur. The next were America and Europe which reached US\$ 0,57 billion and US\$ 0,39 billion or 2,36 percent and 1,61 percent. And the remaining continent of export destination was Africa and Australia which reached US\$ 0,36 billion and US\$ 0,18 billion respectively or 1,50 percent and 0,77 percent.

Tabel B Berat dan Nilai Ekspor Provinsi Kalimantan Timur Menurut Benua Tujuan, Tahun 2021
Weight and Value of Kalimantan Timur Export by Continent of Destination, 2021

No	Benua Continent	Berat (Kg) Weight (Kg)	Nilai (US\$) Value (US\$)	Peranan (%) Percentage (%)	
				Berat Weight	Nilai Value
(1)	(2)	(3)	(4)	(5)	(6)
1.	Asia/Asia	242 820 556 591	22 652 712 995	98,56	93,76
2.	Amerika/America	1 357 007 423	570 603 588	0,55	2,36
3.	Eropa/Europe	784 434 986	388 707 133	0,32	1,61
4.	Afrika/Africa	367 601 920	362 905 603	0,15	1,50
5.	Australia/Australia	1 048 168 902	184 975 479	0,43	0,77
Total/Total		246 377 769 821	24 159 904 798	100,00	100,00

Sumber/Source : Dokumen PEB, kantor pos, catatan instansi, survei perdagangan lintas batas laut/PEB document, Post office, Agency notes, cross-border trade survey

Grafik 3 Nilai Ekspor Provinsi Kalimantan Timur Menurut Benua Tujuan, Tahun 2021 (Persen)
Kalimantan Timur Export Value by Continent of Destination, 2021 (percent)



Sumber/Source : Dokumen PEB, kantor pos, catatan instansi, survei perdagangan lintas batas laut/PEB document, Post office, Agency notes, cross-border trade survey

Menurut negara tujuan ekspor, maka China merupakan negara tujuan ekspor terbesar Kalimantan Timur dengan nilai US\$ 9,86 milyar atau sebesar 40,82 persen dari total nilai ekspor. Kemudian disusul oleh negara India dan Philipina masing-masing dengan nilai ekspor sebesar US\$ 2,60 milyar dan US\$ 1,81 milyar atau sebesar 10,77 persen dan 7,48 persen.

As based on the destination countries, China was found as the largest one, with the total of value of US\$ 9,86 billion or 40,82 percent of the total export value. The next were India and Philippines US\$ 2,60 billion and US\$ 1,81 billion or 10,77 percent and 7,48 percent respectively, followed by other countries.

Tabel C Berat dan Nilai Ekspor Provinsi Kalimantan Timur Menurut Negara Tujuan Utama, Tahun 2021
Weight and Value of Kalimantan Timur Export by Country of Destination, 2021

No	Negara Country	Berat (Kg) Weight (Kg)	Nilai (US\$) Value (US\$)	Peranan (%) Percentage (%)	
				Berat Weight	Nilai Value
(1)	(2)	(3)	(4)	(5)	(6)
1.	China/ <i>China</i>	99 669 807 766	9 861 547 367	40,45	40,82
2.	India/ <i>India</i>	40 617 355 121	2 602 749 939	16,49	10,77
3.	Philipina/ <i>Philippines</i>	20 399 647 389	1 805 962 116	8,28	7,48
4.	Malaysia/ <i>Malaysia</i>	14 800 340 365	1 653 054 622	6,01	6,84
5.	Lainnya/ <i>Others</i>	70 890 619 181	8 236 590 755	28,77	34,09
Total/Total		246 377 769 821	24 159 904 798	100,00	100,00

Sumber/Source : Dokumen PEB, kantor pos, catatan instansi, survei perdagangan lintas batas laut/PEB document, Post office, Agency notes, cross-border trade survey

Menurut 21 golongan barang *Harmonized System (HS)*, produk mineral adalah golongan barang yang paling dominan diekspor dari Kalimantan Timur. Pada tahun 2021 produk mineral nilai ekspornya mencapai US\$ 19,37 milyar atau sebesar 80,19 persen dari total nilai ekspor Kalimantan Timur. Golongan barang dengan nilai ekspor terbesar berikutnya adalah Lemak, minyak, malam nabati dan hewani sebesar US\$ 3,12 milyar (12,92 persen), Produk

As based on 21 HSCommodity group, mineral products as the largest one with the total value US\$ 19,37 billion or 80,19 percent of the export total. The next were Product of Fats, Oils, waxes of animals/vegetable which US\$ 3,12 billion (12,92 persen), chemical or allied industries which US\$ 1,47 billion (6,09 persen), Wood and its articles, plaiting materials which US\$ 166,58 million (0,69 persen) and foodstuffs, beverage, spirits and tobacco which US\$ 6,87 million (0,03 persen). Outside of these five

industri kimia senilai US\$ 1,47 milyar (6,09 persen), Kayu, barang dari kayu, barang anyaman senilai US\$ 166,58 juta (0,69 persen) dan makanan, minuman dan tembakau sebesar US\$ 6,87 juta (0,03 persen). Di luar lima golongan barang tersebut, golongan barang lainnya memiliki total nilai ekspor sebesar US\$ 21,70 juta (0,09 persen).

commodity group, other commodity group have a total value of eksport amounted to US\$ 21,70 million (0,09 persen).

Tabel D Berat dan Nilai Ekspor Provinsi Kalimantan Timur Menurut 21 Golongan Barang Utama, Tahun 2021
Weight and Value of Kalimantan Timur Export by Major 21 Commodity Group, 2021

Golongan Barang <i>Commodity Group</i>	Berat (Kg) <i>Weight (Kg)</i>	Nilai (US\$) <i>Value (US\$)</i>	Peranan (%) <i>Percentage (%)</i>	
			Berat <i>Weight</i>	Nilai <i>Value</i>
05 Produk Mineral/ <i>Mineral products</i>	239 421 148 833	19 372 755 027	97,18	80,19
03 Lemak, Minyak, malam nabati dan Hewani/ <i>Fats, oils, waxes of animals/vegetable</i>	3 080 567 665	3 120 576 770	1,25	12,92
06 Produk Industri Kimia/ <i>Product of chemical or allied industries</i>	3 136 937 945	1 471 423 207	1,27	6,09
09 Kayu, Barang Dari Kayu, Barang Anyaman/ <i>Wood and its articles, plaiting materials</i>	667 014 072	166 581 240	0,27	0,69
04 Binatang Hidup, Produk Makanan, Minuman dan Tembakau/ <i>Foodstuffs, Beverages, Spirits and Tobacco</i>	51 686 418	6 872 101	0,02	0,03
Lainnya/ <i>The others</i>	20 414 888	21 696 454	0,01	0,09
Total	246 377 769 821	24 159 904 798	100,00	100,00

Sumber/*Source* : Dokumen PEB, kantor pos, catatan instansi, survei perdagangan lintas batas laut/*PEB document, Post office, Agency notes, cross-border trade survey*

Selain berdasarkan 21 golongan barang, ekspor Kalimantan Timur bisa diamati menurut jenis barangnya (HS). Jenis barang ekspor terbesar dari Kalimantan Timur adalah batu bara, dihancurkan maupun tidak, tetapi tidak diaglomerasi, batu bara lainnya yakni sebesar 49,75 persen dengan nilai US\$ 12,02 milyar, disusul oleh batu bara lainnya, dihancurkan maupun tidak, tetapi tidak diaglomerasi, bituminous coal dan batu bara lainnya, dihancurkan maupun tidak, tetapi tidak diaglomerasi, bituminous coal, batu bara bahan bakar masing-masing senilai US\$ 2,31 milyar dan US\$ 2,14 milyar atau sebesar 9,58 persen dan 8,86 persen dari total nilai ekspor Kalimantan Timur tahun 2021.

Kalimantan Timur exports can also be seen from its commodity classification (HS). Out of the total export, the largest of export commodity was Coal, whether or not pulverised, but not agglomerated, other coal 49,75 percent which reached US\$ 12,02 billion, and followed by Coal, whether or not pulverised, but not agglomerated, bituminous coal, coking coal and Coal, whether or not pulverised, but not agglomerated, bituminous coal, which reached US\$ 2,31 billion and US\$ 2,14 billion or 9,58 percent and 8,86 percent respectively of the total value of East Kalimantan exports in 2021.

Tabel E Berat dan Nilai Ekspor Provinsi Kalimantan Timur Menurut Komoditi (HS 8 Digit) Utama, Tahun 2021
Weight and Value of Kalimantan Timur Export by Major Commodity 8 Digit HS, 2021

Komoditi	Berat (Kg)	Nilai (US\$)	Peranan (%)	
			Berat	Nilai
(1)	(2)	(3)	(4)	(5)
27011900 Batu bara, dihancurkan maupun tidak, tetapi tidak diaglomerasi, batu bara lainnya/ <i>Coal, whether or not pulverised, but not agglomerated, Other coal</i>	165 659 158 175	12 018 764 080	67,24	49,75
27011290 Batu bara lainnya, dihancurkan maupun tidak, tetapi tidak diaglomerasi, bituminous coal/ <i>Coal, whether or not pulverised, but not agglomerated, bituminous coal</i>	25 956 726 302	2 313 441 768	10,54	9,58
27011210 Batu bara, dihancurkan maupun tidak, tetapi tidak diaglomerasi, bituminous coal, batu bara bahan bakar/ <i>Coal, whether or not pulverised, but not agglomerated, bituminous coal, coking coal</i>	21 231 947 000	2 139 762 535	8,62	8,86
15119037 Fraksi cair minyak sawit olahan, dengan nilai yodium 55 atau lebih tetapi kurang dari 60/ <i>Liquid fractions of refined palm oil, with iodine value 55 or more but less than 60</i>	1 879 503 883	1 951 364 998	0,76	8,08
27111100 Dicairkan, gas alam/ <i>Liquefied, natural gas</i>	3 475 623 964	1 597 751 912	1,41	6,61
27021000 Lignit, dihancurkan maupun tidak, tetapi tidak diaglomerasi/ <i>Lignite, whether or not pulverised, but not agglomerated</i>	23 083 478 000	1 295 638 321	9,37	5,36
31021000 Urea, baik panas atau panas dalam larutan/ <i>Urea, whether or not in aqueous solution</i>	1 565 918 261	604 813 115	0,64	2,50
28141000 Amonia anhidrat/ Anhydrous ammonia	1 139 508 256	593 781 371	0,46	2,46
Lainnya/ <i>Others</i>	2 385 905 980	1 644 586 698	0,97	6,81
Total/Total	246 377 769 821	24 159 904 798	100,00	100,00

Sumber/*Source* : Dokumen PEB, kantor pos, catatan instansi, survei perdagangan lintas batas laut/*PEB document, Post office, Agency notes, cross-border trade survey*

LAMPIRAN/ *APPENDIX*

<https://kadem.bps.go.id>

Tabel 1 : Perkembangan Nilai Ekspor Migas dan Non Migas Provinsi Kalimantan Timur (US\$ 000), 2017-2021
Table 1 : Trend of Kalimantan Timur Export Value by Commodity Group (Oil & Gas and Non Oil & Gas) (US\$ 000), 2017-2021

Tahun Year	Migas Oil & Gas	Non Migas Non Oil & Gas	Total Total
(1)	(2)	(3)	(4)
2017	4 302 825	13 230 030	17 532 855
2018	3 356 377	15 029 357	18 385 734
2019	1 900 719	14 282 487	16 183 207
2020	1 148 294	11 831 986	12 980 280
2021	1 605 148	22 554 756	24 159 905

Sumber/Source : Dokumen PEB, kantor pos, catatan instansi, survei perdagangan lintas batas laut/PEB document, Post office, Agency notes, cross-border trade survey

Tabel 2 : Laju Pertumbuhan Nilai Ekspor Provinsi Kalimantan Timur (%), 2017 – 2021
Table 2 : Growth Rate of Kalimantan Timur Export Value (%), 2017 – 2021

Tahun Year	Laju Pertumbuhan (%) Growth Rate (%)		
	Migas Oil & Gas	Non Migas Non Oil & Gas	Total Total
(1)	(2)	(3)	(4)
2017	13,78	31,35	26,55
2018	-22,00	13,60	4,68
2019	-43,37	-4,97	-11,98
2020	-39,59	-17,16	-19,79
2021	39,79	90,63	86,13

Sumber/Source : Dokumen PEB, kantor pos, catatan instansi, survei perdagangan lintas batas laut/PEB document, Post office, Agency notes, cross-border trade survey

Tabel 3 : Nilai Ekspor Provinsi Kalimantan Timur Menurut Pelabuhan Muat dan Golongan Barang 2021 (FOB US\$)
Table 3 : *Export Value of Kalimantan Timur by Port and Commodity Group 2021 (FOB US\$)*

Pelabuhan Muat <i>Exportation Port</i>	Migas <i>Oil & Gas</i>	Non Migas <i>Non Oil & Gas</i>	Total <i>Total</i>
(1)	(2)	(3)	(4)
TANJUNG BARA, KL	-	3 689 252 423	3 689 252 423
BALIKPAPAN	7 396 411	5 203 924 591	5 211 321 001
SAMARINDA	-	6 304 029 952	6 304 029 952
TANJUNG REDEB	-	2 289 388 867	2 289 388 867
TANJUNG SANGATTA	-	10 672 875	10 672 875
BALIKPAPAN SEPINGGAN (U)	-	2 430 144	2 430 144
BONTANG	1 597 751 912	2 657 673 601	4 255 425 514
ADANG BAY	-	1 596 459 692	1 596 459 692
SANGKULIRANG	-	795 692 768	795 692 768
SAMARINDA TEMINDUNG (U)	-	5 231 561	5 231 561
TOTAL EKSPOR	1 605 148 323	22 554 756 475	24 159 904 798
TOTAL EXPORT			

Sumber/Source : Dokumen PEB, kantor pos, catatan instansi, survei perdagangan lintas batas laut/PEB document, Post office, Agency notes, cross-border trade survey

Tabel 4 : Berat dan Nilai Ekspor Menurut Pelabuhan Muat Provinsi Kalimantan Timur, 2021
Table 4 : *Weight and Value of Kalimantan Timur Export by Port, 2021*

Pelabuhan Muat <i>Exportation Port</i>	Berat (Kg) <i>Weight (Kg)</i>	Nilai FOB (US\$) <i>FOB Value (US\$)</i>
(1)	(2)	(3)
TANJUNG BARA, KL	44 121 019 000	3 689 252 423
BALIKPAPAN	34 344 966 823	5 211 321 001
SAMARINDA	82 910 876 238	6 304 029 952
TANJUNG REDEB	28 456 542 800	2 289 388 867
TANJUNG SANGATTA	80 550 000	10 672 875
BALIKPAPAN SEPINGGAN (U)	129 169	2 430 144
BONTANG	16 496 643 790	4 255 425 514
ADANG BAY	23 862 143 000	1 596 459 692
SANGKULIRANG	16 053 510 000	795 692 768
SAMARINDA TEMINDUNG (U)	51 389 000	5 231 561
TOTAL EKSPOR TOTAL EXPORT	246 377 769 821	24 159 904 798

Sumber/Source : Dokumen PEB, kantor pos, catatan instansi, survei perdagangan lintas batas laut/PEB document, Post office, Agency notes, cross-border trade survey

Tabel 5 : Berat dan Nilai Ekspor Provinsi Kalimantan Timur Menurut Benua, 2021
Table 5 : *Weight and Value of Kalimantan Timur Export by Continent of Destination, 2021*

Benua Tujuan <i>Continent of Destination</i>	Berat (Kg) <i>Weight (Kg)</i>	Nilai FOB (US\$) <i>FOB Value (US\$)</i>
(1)	(2)	(3)
ASIA/ASIA	242 820 556 591	22 652 712 995
AUSTRALIA/AUSTRALIA	1 048 168 902	184 975 479
EROPA/EUROPE	784 434 986	388 707 133
AMERIKA/AMERICA	1 357 007 423	570 603 588
AFRIKA/AFRICA	367 601 920	362 905 603
TOTAL EKSPOR TOTAL EXPORT	246 377 769 821	24 159 904 798

Sumber/Source : Dokumen PEB, kantor pos, catatan instansi, survei perdagangan lintas batas laut/PEB document, Post office, Agency notes, cross-border trade survey

Tabel 6 Berat dan Nilai Ekspor Provinsi Kalimantan Timur Menurut Negara, 2021
Table 6 : *Weight and Value of Kalimantan Timur Export by Country of Destination, 2021*

Negara Tujuan	Berat (Kg)	Nilai FOB (US\$)
<i>Country of Destination</i>	<i>Weight (Kg)</i>	<i>FOB Value (US\$)</i>
(1)	(2)	(3)
JAPAN	11 372 565 771	1 567 713 357
HONG KONG	3 150 691 981	300 406 976
KOREA, REPUBLIC OF	13 831 352 107	1 375 268 832
TAIWAN	12 534 359 884	1 115 368 910
CHINA	99 669 807 766	9 861 547 367
PAPUA NEW GUINEA	24 469 600	8 752 273
THAILAND	8 256 758 386	552 191 995
SINGAPORE	606 063 666	84 646 448
PHILIPPINES	20 399 647 389	1 805 962 116
MALAYSIA	14 800 340 365	1 653 054 622
MYANMAR	115 326 072	41 943 913
CAMBODIA	161 575 010	8 198 876
BRUNEI DARUSSALAM	1 191 713 435	116 265 717
VIET NAM	9 965 447 228	758 702 421
INDIA	40 617 355 121	2 602 749 939
PAKISTAN	986 772 315	136 029 503
BANGLADESH	4 925 120 817	500 554 787
SAUDI ARABIA	36 618 540	35 147 889
OMAN	46 598 325	54 564 225
UNITED ARAB EMIRATES	66 815 072	6 883 253
MOZAMBIQUE	35 799 136	35 923 648
SOUTH AFRICA	47 789 884	41 093 271
AUSTRALIA	331 463 902	135 610 782
NEW ZEALAND	716 362 000	48 164 697
UNITED STATES	690 619 459	212 890 937
MEXICO	181 335 662	68 729 347
COLOMBIA	79 397 663	48 782 848
NETHERLANDS	165 065 532	148 874 751
FRANCE	170	1 622
GERMANY, FED. REP. OF	46	354
NORWAY	123	29 349
SWEDEN	97	14 794
ITALY	74 799 442	69 964 980
SPAIN	175 443 000	107 534 288
SLOVENIA	319 379 000	13 860 432
RUSSIA FEDERATION	36	16 478
DEMOCRATIC REP. OF THE CONGO	7 899 958	6 957 816
KENYA	136 755 555	142 952 765
EGYPT	20 505 007	21 188 976

Negara Tujuan <i>Country of Destination</i>	Berat (Kg) <i>Weight (Kg)</i>	Nilai FOB (US\$) <i>FOB Value (US\$)</i>
(1)	(2)	(3)
TOGO	32 899 235	31 413 018
DJIBOUTI	44 316 803	44 452 267
BRAZIL	130 339 651	147 247 448
BELGIUM	19 998 729	20 390 763
GEORGIA	21 748 921	21 528 373
CANADA	44	20
PERU	7 400 624	1 945 586
EQUATORIAL GUINEA	65	32 955
HONDURAS	2 499 960	2 707 457
GUATEMALA	2 998 439	2 689 600
ECUADOR	22 000 736	8 006 070
NICARAGUA	90 637 000	10 316 673
EL SALVADOR	10 999 760	3 903 815
ANGOLA	16 400	28 808
KAZAKHSTAN	162	11 855
VANUATU	343 000	1 200 000
IRAQ	37 998 996	43 602 297
GREECE	7 999 728	6 479 094
SENEGAL	3 469 703	3 451 525
ALGERIA	3 399 808	3 574 995
TURKEY	10 459 188	11 113 074
CHILE	47 682 113	17 607 891
MADAGASCAR	9 500 000	5 624 000
IRAN (ISLAMIC REPUBLIC OF)	9 999 746	9 524 654
TANZANIA, UNITED REP. OF	12 150 228	11 607 347
ARGENTINA	72 996 312	36 680 647
URUGUAY	18 100 000	9 095 250
GABON	301	943 391
SUDAN	13 099 837	13 660 820
YEMEN	2 699 812	2 519 553
TOTAL EKSPOR	246 377 769 821	24 159 904 798
TOTAL EXPORT		

Sumber/Source : Dokumen PEB, kantor pos, catatan instansi, survei perdagangan lintas batas laut/PEB document, Post office, Agency notes, cross-border trade survey

Tabel 7 : Berat dan Nilai Ekspor Provinsi Kalimantan Timur Menurut 21 Golongan Barang, 2021
Table 7 *Weight and Value of Kalimantan Timur Export by 21 Commodity Group, 2021*

HS	Uraian Golongan Barang <i>Group Description</i>	Berat (Kg) <i>Weight (Kg)</i>	Nilai FOB (US\$) <i>FOB Value (US\$)</i>
(1)	(2)	(3)	(4)
1	Binatang Hidup, produk hewani/ <i>Live animals, animal product</i>	202 502	1 284 165
2	Produk nabati/ <i>Vegetable product</i>	18 368 917	5 343 431
3	Lemak, minyak, malam nabati dan hewani/ <i>Fats, Oils, waxes of animals and vegetable</i>	3 080 567 665	3 120 576 770
4	Makanan, minuman dan tembakau/ <i>Foodstuffs, beverages, spirits and tobacco</i>	51 686 418	6 872 101
5	Produk minirela/ <i>Mineral products</i>	239 421 148 833	19 372 755 027
6	Produk industri kimia/ <i>Product of chemical or allied industries</i>	3 136 937 945	1 471 423 207
7	Plastik, karet dan barang daripadanya/ <i>Plastics, rubber and articles thereof</i>	4 830	61 833
9	Kayu, barang dari kayu, barang anyaman/ <i>Wood and its articles, plaiting materials</i>	667 014 072	166 581 240
13	Semen, gips, keramik, kaca/ <i>Cement, plaster, ceramic product, glass</i>	160	3 171
15	Logam tidak mulia dan barang daripadanya/ <i>Base metals and articles thereof</i>	87 724	1 521 765
16	Mesin, perlengkapan, listrik, elektronika/ <i>Machinery, electrical, electronic equipments</i>	597 371	6 809 359
17	Kendaraan, pesawat terbang, kapal/ <i>Vehicles, aircraft, vessels, etc</i>	1 122 850	5 963 201
18	Alat optik, fotografi, musik, jam/ <i>Optical, photographs, musical instruments, etc</i>	11 052	473 204
20	Macam-macam hasil pabrik/ <i>Miscellaneous manufactured articles</i>	19 483	236 327
TOTAL EKSPOR TOTAL EXPORT		246 377 769 821	24 159 904 798

Sumber/Source : Dokumen PEB, kantor pos, catatan instansi, survei perdagangan lintas batas laut/PEB document, Post office, Agency notes, cross-border trade survey

Tabel 8 : Berat dan Nilai Ekspor Provinsi Kalimantan Timur Menurut Golongan Barang (HS) 2 Digit, 2021
Table 8 : *Weight and Value of Kalimantan Tinur Export by Commodity 2 Digit HS, 2021*

HS	Uraian Golongan Barang	Berat (Kg)	Nilai FOB (US\$)
(1)	Group Description	Weight (Kg)	FOB Value (US\$)
(1)	(2)	(3)	(4)
3	Fish and crustaceans, Molluscs and other aquatic invertebrates	202 502	1 284 165
12	Oil seeds and oleaginous fruits; miscellaneous grains, seed, and fruits; industrial or medical plants; straw and fodder	7 550 000	4 446 537
14	Vegetable plaiting materials; vegetable products not elsewhere specified or included	10 818 917	896 893
15	Animal or vegetable fats and oils and their cleavage products; prepared edible fats; animal or vegetable waxes	3 080 567 665	3 120 576 770
23	Residues and waste from the food industries; prepared animal fodder	51 686 418	6 872 101
27	Mineral fuels, mineral oils and products of their distillation; bituminous substances; mineral waxes	239 421 148 833	19 372 755 027
28	Inorganic chemicals; organic or inorganic compounds of precious metals, of rare-earth, of radioactive elements or of isotopes	1 139 508 256	593 781 371
29	Organic chemicals	140 118 242	40 883 275
31	Fertilizers	16 016 08 061	620 374 899
32	Tanning or dyeing extracts, tannins and their derivatives; dyes, pigments and other colouring matter; paints and varnishes; putty and other mastics; ink	44 200	27 568
34	Soap, organic surface-active agents, washing, and lubricating preparation, artificial waxes, prepared waxes, polishing or scouring preparations, candles and similar articles, modelling pastes, "dental waxes" and dental preparations with a basis of plaster	60	565
38	Miscellaneous chemical products	255 659 126	216 355 528
39	Plastics and articles thereof	3 185	41 491
40	Rubber and articles thereof	1 645	20 342
44	Wood and articles of wood; wood charcoal	66 701 4072	166 581 240

HS	Uraian Golongan Barang Group Description	Berat (Kg) Weight (Kg)	Nilai FOB (US\$) FOB Value (US\$)
(1)	(2)	(3)	(4)
69	Ceramic products	122	150
70	Glass and glassware	38	3 021
73	Articles of iron and steel	83 403	1 393 616
74	Cooper and articles thereof	33	2 700
82	Tools, implements, cutlery, spoon and forks, of base metal and parts thereof of base metal	4 288	125 448
84	Nuclear reactors, boilers, machinery and mechanical appliances; parts thereof	465 951	4 008 812
85	Electrical machinery and equipments and parts thereof; sound recorders/reproducers, television image and sound recorders and reproducers and parts and accessories of such articles	131 420	2 800 547
86	Railway and tramway locomotive, mechanical traffic, and all kinds	231 707	1 663 750
87	Vehicles other than railway/tramway rolling-stock, and parts and accessories thereof	4 133	10 532
88	Aircraft, spacecraft, and parts thereof	285	153 620
89	Ships, boat, and floating structures	886 725	4 135 299
90	Optical, photographic, cinematographic, measuring, checking, precision, medical or surgical instruments and apparatus; parts and accessories thereof	11 052	473 204
94	Furnitures, bedding, mattresses, mattress supports, cushions and stuffed furnishing; lamps and lighting fittings, Not elsewhere specified or included; illuminated signs, illuminated name plates and the like; prefabricated buildings	19 471	235 467

HS	Uraian Golongan Barang <i>Group Description</i>	Berat (Kg) <i>Weight (Kg)</i>	Nilai FOB (US\$) <i>FOB Value (US\$)</i>
(1)	(2)	(3)	(4)
96	Miscellaneous manufactured articles	12	860
TOTAL EKSPOR <i>TOTAL EXPORT</i>		246 377 769 821	24 159 904 798

Sumber/*Source* : Dokumen PEB, kantor pos, catatan instansi, survei perdagangan lintas batas laut/*PEB document, Post office, Agency notes, cross-border trade survey*

<https://kaltim.bps.go.id>

Tabel 9 : Berat dan Nilai Ekspor Provinsi Kalimantan Timur Menurut Komoditi (HS) 8 Digit, 2021
Table 9 : *Weight and Value of Kalimantan Timur Export by Commodity 8 Digit HS, 2021*

HS	Uraian Golongan Barang <i>Group Description</i>	Berat (Kg) <i>Weight (Kg)</i>	Nilai FOB (US\$) <i>FOB Value (US\$)</i>
(1)	(2)	(3)	(4)
03019936	Live Grouper other than leopard coral, brown-marbled, and humpback, other than fry	1 314	5 508
03024900	Sardinella, brisling or sprats, indian mackerels, seerfishes, jacks, crevalles, silver pomfrets, pacific saury, scads, capelin, kawakawa, bonitos, marlins, sailfishes, spearfish, fresh or chilled	579	2 397
03028911	Grouper, fresh or chilled	59 586	250 317
03028919	Fresh or chilled marine fish, other than HS code 03028911 to 03028918	975	4 086
03063392	Crab other than blue crabs (<i>callinectes</i> spp) and snow crabs (crabs of the family <i>oregoniidae</i>), fresh or chilled	838	3 502
03063631	Giant tiger prawns (<i>Penaeus monodon</i>), fresh or chilled	7 550 000	4 446 537
03063639	Other shrimps and prawns other than giant tiger prawns, whiteleg shrimps, and giant river prawns, fresh or chilled	10 818 917	896 893
12071030	Kernels	541 903 885	534 298 256
14049091	Palm kernel shells	388 657 838	355 555 034
15119020	Refined palm oil	1 879 503 883	1951 364 998
15119031	Solid fractions of refined palm oil, with iodine value 30 or more, but less than 40	175 506 605	224 806 594
15119037	Liquid fractions of refined palm oil, with iodine value 55 or more but less than 60	94 995 454	54 551 888
15132995	Palm kernel oil, refined, bleached and deodorised (rbd)	45 888 888	5 888 999
15200010	Crude glycerol	5 797 530	983 102
23066010	Oil-cake & oth solid residues, of palm nuts or kernels, resulting from the extraction of vegetable/microbial fats/oils, oth than those of heading 2304 / 2305, ground or in the form of pellets	21 231 947 000	2 139 762 535
23066090	Oil-cake & oth solid residues, of palm nuts or kernels, resulting from the extraction of vegetable/microbial fats/oils, oth than those of heading 2304 / 2305, other than ground/in the form of pellets	25 956 726 302	2 313 441 768

HS	Uraian Golongan Barang <i>Group Description</i>	Berat (Kg) <i>Weight (Kg)</i>	Nilai FOB (US\$) <i>FOB Value (US\$)</i>
(1)	(2)	(3)	(4)
27011210	Bituminous coal, whether or not pulverised, but not agglomerated, coking coal	165 659 158 175	12 018 764 080
27011290	Bituminous coal, whether or not pulverised, but not agglomerated, other than coking coal	23 083 478 000	1 295 638 321
27011900	Coal, whether or not pulverised, but not agglomerated, other than antracite and bituminous	3 475 623 964	1 597 751 912
27021000	Lignite, whether or not pulverised, but not agglomerated	1 139 508 256	593 781 371
27101979	Fuel oils	140 117 412	40 881 838
27111100	Liquefied,natural gas	1 565 918 261	604 813 115
28141000	Anhydrous ammonia	35 689 800	15 561 784
29051100	Methanol (methyl alcohol)	44 200	27 568
29121900	Acyclic aldehydes without other oxygen function, other than Methanal (formaldehyde) and Ethanal (acetaldehyde)	189 111 551	162 364 608
31021000	Urea, whether or not in aqueous solution	16 705 988	285 942
31023000	Ammonium nitrate, whether or not in aqueous solution	35	687
32099000	Paints and varnishes (including enamels and lacquers), other than based on acrylic or vinyl polymers	36	677
34039990	Lubricating preparations,not containing petroleum oil,not for treatment of textile/leather/furskins, not in liquid form	179	12 627
38229090	Other than those of heading 3006, certified reference materials, other than Sterilisation indicator strips and tapes	73 701 049	115 136 950
38231920	Industrial monocarboxylic fatty acids, acid oils from refining , other , Palm fatty acid distillate	17 231 926	15 278 179
38231930	Industrial monocarboxylic fatty acids, other than acid oils from refining, palm kernel fatty acid distillate	118 487	55 482
38256900	Residual products, other wastes from chemical or allied industries, other than mainly containing organic constituents	11 731	783 590
38260022	Biodiesel, not containing petroleum oil, Palm Methyl Ester with ester alkyl content > 98 %	92	162
39139020	Chemical derivatives of natural rubber, in primary forms	4 815	153 665
39191010	Self-adhesive plates, sheets, film, foil, tape, strip and other flat shapes, of polymers of vinyl chloride, in rolls of a width ≤ 20 cm	40	138

HS	Uraian Golongan Barang <i>Group Description</i>	Berat (Kg) <i>Weight (Kg)</i>	Nilai FOB (US\$) <i>FOB Value (US\$)</i>
(1)	(2)	(3)	(4)
39219090	Plastics, plates, sheets, film, foil and strip, other than cellular, of other than HS 39219010-39219060	2 248	117 029
39233090	Plastic;carboy,bottle,flask and similiar,other than multilayer fibreglass containers,for compress/liquefied gas;for conveyance/packing	460	203
39269049	Plastics, safety and protective devices, other than HS 39269041 - 39269044	5	175
40094190	Tubes/pipes&hoses,vulcanised rubber other than hard rubber, reinforced/combined with other materials,without fittings oter than HS 40094110	789	7 575
40094290	Tubes/pipes&hoses,vulcanised rubber other than hard rubber,reinforced/combined with other materials,with fittings n.e.c. 400942	180	602
40103900	Transmission belts or belting, of vulcanised rubber, other than HS 40103100-40103600	35	340
40122099	Used pneumatic tyres of rubber, n.e.c. sub heading 401220	122	4 200
40169320	Gaskets and o-rings, of a kind used on motor vehicles of heading 87.02, 87.03, 87.04 or 87.11	5 194	5 453
40169390	Gaskets, washers and other seals of vulcanised rubber other than hard rubber, n.e.c. sub heading 401693	67	1 334
40169954	Rubber grommets and rubber covers for automotive wiring harnesses of vulcanised rubber oth hard rubber, non-cellular rubber	108 284	1 612 251
44012200	Wood in chips or particles, from non-coniferous	125	4 034
44013100	Sawdust and wood waste and scrap, agglomerated in logs, briquettes, pellets or similar forms : wood pellets	40	529
44013900	Sawdust and wood waste and scrap, agglomerated in logs, briquettes, pellets or similar forms : wood pellets and briquettes	25	753
44072390	Wood, tropical wood, of teak, other than sawn lengthwise, planed, sanded or end-jointed	38	905
44072973	Wood, tropical wood, of balau (Shorea spp), planed, sanded or end-joint	353	22 330
44123100	Plywood, consisting solely of sheets of wood (not bamboo), each ply ≤ 6mm thickness, with at least one outer ply of tropical wood	140	6 290
44123900	Plywood, consisting solely of sheets of wood (not bamboo), each ply ≤ 6mm thickness, with both outer plies of coniferous wood	25	855

HS	Uraian Golongan Barang <i>Group Description</i>	Berat (Kg) <i>Weight (Kg)</i>	Nilai FOB (US\$) <i>FOB Value (US\$)</i>
(1)	(2)	(3)	(4)
44125900	Blockboard, laminboard, and battenboard, with both outer plies of coniferous wood	680	543
44129190	Other plywood, with at least one outer ply of tropical wood other than teak	3 170	17 128
44219996	Barecore other than of bamboo	1 781	1 770
69120000	Ceramic tableware, kitchenware, other household articles and toilet articles, other than of porcelain or china	442	7 859
70199090	Glass fibres and articles thereof; other than those of HS 70191100 - 70199050	245	11 082
73030099	Hollow profiles, of cast iron with external diameter exceeding 100 mm	95	5 282
73072390	Butt welding fittings; of stainless steel; having an internal diameter of not less than 15 cm	10	627
73072990	Tube or pipe fittings; of stainless steel; other than flanges or threaded elbows, bends and sleeves or butt welding fittings; having an internal diameter of not less than 15 cm	103	1 608
73079290	Threaded elbows, bends and sleeves of iron or steel; other than of stainless steel; having an internal diameter of not less than 15 cm	131	692
73079990	Tube/pipe fittings of iron or steel; other than of stainless steel; other than flanges or threaded elbows, bends and sleeves or butt welding fittings; having an internal diameter of not less than 15 cm	14	7 145
73090091	Reservoirs, tanks, vats and similar containers for any material of iron or steel, of a capacity > 300 l; other than of a kind used for the conveyance or packing of goods; lined or heat-insulated	20	5 973
73101010	Tanks, casks, drums, cans, boxes and similar containers, for any material, of iron or steel; of a capacity ≥ 50 l but ≤ 300 l; of tinplate	45	125
73101099	Tanks, casks, drums, cans, boxes and similar containers, for any material, of iron or steel; of a capacity ≥ 50 l but ≤ 300 l; other than casting, forging or stamping, in the rough state	1 000	8 499
73151199	Articulated link chain and parts thereof; transmission type roller chain, of a pitch length more than 32 mm of iron or steel	3 034	10 846
73151990	Articulated link chain and parts thereof; parts of other than bicycle or motorcycle chain	870	16 476

HS	Uraian Golongan Barang <i>Group Description</i>	Berat (Kg) <i>Weight (Kg)</i>	Nilai FOB (US\$) <i>FOB Value (US\$)</i>
(1)	(2)	(3)	(4)
73159090	Parts of chain of iron or steel; other than parts of bicycle or motorcycle chain	40	7 315
73181590	Threaded articles; other screws and bolts, whether or not with their nuts or washers, having a shank of an external diameter exceeding 16 mm	3	105
73262090	Articles of iron or steel wire other than poultry cages and the like or rat traps or wire mesh curtain and blinds	3	1 021
73269091	Cigarette cases and boxes; of iron or steel	301	943 391
73269099	Cigarette cases and boxes, not of iron or steel	15 000	14 200
74121000	Copper tube or pipe fittings; of refined copper	310	1 505
74153320	Bolts and nuts threaded (other than those of heading 8305); of copper	25	4 046
82042000	Interchangeable spanner sockets, with or without handles	35	675
82071900	Rock drilling/ earth boring tools, without working part of cermets, interchangeable tools for hand tools	14 215 392	7 396 411
82079000	Screw driving, interchangeable tools	218	3 556
84051000	Producer gas or water gas generators, with or without their purifiers; acetylene gas generators and similar water process gas generators	1	132
84072110	Spark-ignition reciprocating or rotary internal combustion a power not exceeding 2238 kW for outboard motors	117	3 642
84079090	Other engines ; other than of a power not exceeding 1865 and of a power exceeding 1865 kw but not exceeding 2238 kw	16 426	168 945
84099112	Cylinder blocks ; crank cases ; for machinery of heading 8429 or 8430	2 000	8 282
84099979	Part of for other engines	13	936
84112100	Turbo propellers ; Of a power not exceeding 1,100 kW	0	147
84122900	Hydraulic power engines and motors ; other than linear acting (cylinders)	60 000	74 550
84129090	Parts other than	260	1 092
84136090	Other rotary positive displacement pumps other than water pumps with a flow rate not exceeding 8000 m ³ /h and exceeding 8000 m ³ /h but not exceeding 13000 m ³ /h	24 300	9 900
84138119	Other water pumps	1 300	5 902
84139190	Part ; Of other pumps	110 800	897 568

HS	Uraian Golongan Barang <i>Group Description</i>	Berat (Kg) <i>Weight (Kg)</i>	Nilai FOB (US\$) <i>FOB Value (US\$)</i>
(1)	(2)	(3)	(4)
84141000	Vacuum pumps	28 410	120 786
84144000	Air compressors mounted on a wheeled chassis for towing	2 343 833	2 631 826
84148049	Other Compressors other than those of subheading 841430 or 841440	50	107
84158119	Air conditioning machine of a kind used in aircraft other	1 152 099	864 431
84181032	Other household type, of a capacity exceeding 230 l ; fitted with separate external doors only	211 477	190 359
84212321	For motor vehicles of Chapter 87 ; oil filters	38	3 021
84212990	Filtering or purifying machinery and apparatus for liquids other	25	2 372
84219999	Part other ; otherthan of goods of subheading 84212920 ; 84212111 ; 84212311 or 84212391 ; and 84212319 or 84212399	360	1 065
84241010	Mechanical appliances ; Fire extinguishers of a kind suitable for aircraft use whether or not charged	90	426
84243000	Mechanical appliances ; Steam or sand blasting machines and similar jet projecting machines	7 500	18 408
84248990	Mechanical other appliances ; Other not electrically operated	150	710
84249010	Part Of fire extinguishers	16 000	16 330
84253100	Winches ; capstans ; Powered by electric motor	40	142
84253900	Winches ; capstans ; otherthan Powered by electric motor	118	330
84262000	Tower cranes	38	1 008
84289090	Other machinery ; otherthan	5 512	3 639
84291100	Bulldozers and angledozers, track laying	57	431
84292000	Graders and levellers	4 016	9 230
84305000	Other machinery ; self-propelled	80	284
84311013	Machinery of heading 8425 ; of goods subheading 84251100 ; 84253100 ; or 84254910	77 000	630 000
84313910	Machinery of heading 8428 ; of good subheading 84282010; 84283310; 84283910	50	19 013
84314190	Machinery of heading 8426; 8429 or 8430 ; bucket; shovels; grabs; and grips; otherthan for machinery of heading 8426	26	6 335
84314300	Machinery of heading 8426; 8429 or 8430 ; part for boring or sinking machinery of subheading 843041 or 843049	122	150

HS	Uraian Golongan Barang <i>Group Description</i>	Berat (Kg) <i>Weight (Kg)</i>	Nilai FOB (US\$) <i>FOB Value (US\$)</i>
(1)	(2)	(3)	(4)
84314990	Oth parts suitable use of oth moving, grading, levelling, scraping, excavating, tamping, compacting	7 200	12 500
84388091	Other machine for the industrial preparation/manufacture, electrically operated	10 800	21 000
84591000	Way-type unit head machines for drilling, boring, milling, threading or tapping by removing metal, other than lathes (including turning centres) of heading 8458	119 010	80 500
84678900	Tools; for working in the hand, (other than chain saws), hydraulic or with self-contained non-electric motor, (not pneumatic)	345	3 255
84679200	Parts of tools working in the hand of pneumatic	147	226
84682010	Hand-operated (not hand-held) gas welding or brazing appliances for metal	60	565
84715090	Oth processing unit for personal comp. (excl. portable comp) not comprising & not presented in the form systems systems	14	3 094
84717040	Optical disk drives, including CD-ROM drives, DVD drives and CD-R drives	2	848
84741010	Sorting, screening, separating or washing machines electrically operated	35	52
84792010	Machines for the extraction/preparation of animal/fixed vegetable fats or oils, electrically operated	92	237
84798950	Machines for assembling CPU daughter boards in plastic cases or housings; apparatus for the regeneration of chemical solutions used in the manufacture of PCB; equipment for mechanically cleaning the surfaces of PCB during manufacturing; registration equipment for the alignment of PCB or PCA in the manufacturing process	35	83
84798969	Electrically operated non-automatic service-vending machines	119	831
84798970	Non-electrically operated automatic service-vending machines	114	400
84799090	Parts of goods of subheading 84798950	109	74
84811099	Other taps, cocks, valves & similar appliances for pipes, boiler shells, tanks, vats or the like	88	112
84812090	Other sluice/gate valves for oleohydraulic or pneumatic	31	85

HS	Uraian Golongan Barang <i>Group Description</i>	Berat (Kg) <i>Weight (Kg)</i>	Nilai FOB (US\$) <i>FOB Value (US\$)</i>
(1)	(2)	(3)	(4)
84813090	Other swing check-valves, of cast iron, with 4 cm ≤ an inlet of internal diameter ≤ 60 cm	35	21 738
84814090	Other safety or relief valves	277	1 679
84818021	Liquefied Petroleum Gas (LPG) cylinder valves of copper or copper alloys with inlet/outlet internal diameters ≤ 2.5 cm	8	1 853
84818049	Aerated or carbonated liquid bottle valves; valves for gas operated beer dispensing units, of other than plastics, with an internal diameter of not less than 1 cm and not more than 25 cm	1 353	309 756
84818067	Nipple joint valves; of plastics and more than 25 cm in internal diameter	29	1 877
84818099	Water taps of copper or copper alloy with an internal diameter more than 25 cm	6 412	383 873
84819029	Other parts for taps, cocks, valves (excluding inner tube valves and valves for tubeless tyres) and similar appliances of 25 mm or less in internal diameter	140	4 194
84822000	Tapered roller bearings, including cone and tapered roller assemblies	60	400
84828000	Other, including combined ball/roller bearings	50	4 410
84829900	Parts of ball/roller bearings; other than balls, needles and rollers	38	3 288
84831010	Transmission shafts and cranks; for machinery of heading 8428 or 8430	2	225
84831090	Other transmission shafts and cranks; for marine propulsion engines	111	1 370
84833090	Bearing housings, not incorporating ball or roller bearings; plain shaft bearings; other than for engines of vehicles of Chapter 87	18 000	225 000
84834030	Gears and gearing/wheels/chain sprockets & other transmission elements; ball/roller screws; gear boxes & other speed changers, including torque converters; for machinery of heading 8429/8430	6	1 000
84834090	Other gears and gearing/wheels/chain sprockets & other transmission elements; ball/roller screws; gear boxes & other speed changers, including torque converters	25	3 334
84839099	Toothed wheels, chain sprockets and other transmission elements presented separately; other than parts of goods of subheading 848310 other than of HS 84839091 - 84839055	58	3 640
84841000	Gaskets and similar joints of metal sheeting combined with other material or of two or more layers of metal	285	153 620

HS	Uraian Golongan Barang <i>Group Description</i>	Berat (Kg) <i>Weight (Kg)</i>	Nilai FOB (US\$) <i>FOB Value (US\$)</i>
(1)	(2)	(3)	(4)
84849000	Other gaskets and similar joints of metal sheeting combined with other material or of two or more layers of metal; sets or assortments of gaskets and similar joints, dissimilar in composition, put up in pouches, envelopes or similar packings; mechanical seals	343 000	1 200 000
85021100	Generating sets with compression- ignition internal combustion piston engines (diesel or semi-diesel engines) of an output not exceeding 75 kVA	20 000	14 842
85044090	Other static converters other than of subheading 85044011, 85044019, 85044020, 85044030, 85044040	120	899
85143990	Other furnaces and ovens; other than for the manufacture of printed circuit boards/printed wiring boards or printed circuit assemblies	207 407	1 653 850
85176900	Other apparatus for transmission or reception of voice, images or other data	10	290
85287292	Liquid crystal devices (LCD), light-emitting diodes (LED) and other flat panel display type for colour television; designed to incorporate a video display or screen	8	4 000
85312000	Indicator panels incorporating liquid crystal devices (LCD) or light-emitting diodes (LED)	51 210	112 700
85352190	Automatic circuit breakers other than moulded case type or earth leakage circuit breaker, for a voltage > 1kV but < 725 kV	25 000	264 033
85359010	Bushing assemblies and tap changer assemblies for electricity distribution or power transformers, for a voltage > 1,000 volts	36 884	275 221
85365095	Change-over switches of a kind used for starting electric motors; fuse switches, voltage ≤ 1,000 V	10	26
85365099	Electrical apparatus for switching or protecting electrical circuits n.e.c. in subheading 853650, voltage ≤ 1,000 V & current ≥ 16 A, not suitable for use in electric fans & starting motors	47 497 740	51 070 059
85369099	Electrical apparatus for making connections to or in electrical circuits not elsewhere specified in 8536, for a current ≥ 16 A and voltage ≤ 1,000 volts	2 750	5 000
85371019	Switchboards for a voltage ≤ 1,000 V	573 036 270	34 946 567

HS	Uraian Golongan Barang <i>Group Description</i>	Berat (Kg) <i>Weight (Kg)</i>	Nilai FOB (US\$) <i>FOB Value (US\$)</i>
(1)	(2)	(3)	(4)
85371099	Board,panel,console,desk,cabinet oth than switchboard & control panel/distribution board/programmable logic controller/motor controller not elsewhere clasified in subheading 853710; voltage ≤ 1,000 V	3 044	130 395
85389019	Parts suitable use solely/principally w/ apparatus of subhead 8535, 8536 or 8537; oth than HS. 85366910, 85369012, 85369019, 85365051, 85365059, 85366932, 85366939, or 85371020; voltage ≤ 1,000 V	4 560	89 578
85442049	Insulated cable not fitted other than with rubber or plastics, for a voltage exceeding 66 kV	129 190	2 744 378
85443099	Ignition wiring sets and other wiring sets of a kind used in vehicles other than motor vehicles, aircraft, ships; insulated not with rubber or plastics	318 000	2 000 000
85444949	Electric conductors, not fitted w/ connectors, not use for telecommunication, voltage > 80 V but ≤ 1,000 V, oth than cables isulated with plastics, rubber, plastics/paper	12	75
85446029	Electronics conductors other than cables insulated with rubber, plastics or paper, voltage > 36 kV but ≤ 66 kV	1 161	8 962
85446039	Electronics conductors not insulated with rubber, plastics or paper, voltage exceeding 66 kV	3 163	7 000
86090010	Containers of base metal (including containers for the transport of fluids) specially designed and equipped for carriage by one or more modes of transport	160	1 913
86090090	Containers of non-base metal (including containers for the transport of fluids) specially designed and equipped for carriage by one or more modes of transport	6	212
87042111	Refrigerated lorries (trucks); for the transport of goods, with only diesel or semi-diesel engine; g.v.w .≤ 5 t; CKD	1 386	10 856
87079040	Bodies (including cabs); for vehicles of heading 8704; Driver's cabin for dumpers designed for off-highway use	8	328
87083029	Brakes and servo-brakes, parts thereof; other than brake drums, brake discs or brake pipes; for vehicles of heading 8703	227	814

HS	Uraian Golongan Barang <i>Group Description</i>	Berat (Kg) <i>Weight (Kg)</i>	Nilai FOB (US\$) <i>FOB Value (US\$)</i>
(1)	(2)	(3)	(4)
87089924	Lower half of the fuel tank, fuel caps, filler pipes, filler hose assembly, fuel tank bands; for vehicles of heading 8702, 8703 or 8704	2 126	115 444
88073000	Parts of aeroplanes, helicopters or unmanned aircraft; other than under-carriages, propellers, rotors, and parts thereof	7	199
89011020	Cruise ships, excursion boats and similar vessels principally designed for the transport of persons; ferry-boats of all kinds; of a gross tonnage exceeding 26 but not exceeding 500	7	331
89011070	Cruise ships, excursion boats and similar vessels principally designed for the transport of persons; ferry-boats of all kinds; of a gross tonnage exceeding 1,000 but not exceeding 4,000	7	247
89019034	Motorised vessels for the transport of goods and vessels for the transport of both persons and goods; n.e.c. in heading 8901; of a gross tonnage exceeding 1,000 but not exceeding 4,000	114	4 804
89033200	Motorboats, other than inflatable, not including outboard motorboats; of a length exceeding 7.5 m but not exceeding 24 m	12	860
89040032	Tugs and pusher craft; of a gross tonnage exceeding 26; of a power not exceeding 1,200 hp	830	1 438
89079090	Floating structures (for example, tanks, coffer-dams, landing-stages, and beacons)	182	612
90151090	Rangefinders; other than a kind used in photography or cinematography	44	3 507
90158090	Surveying, hydrographic, oceanographic, hydrological, meteorological or geophysical instruments and appliances, excluding compasses, not elsewhere classified in heading 9015	208	31 525
90159000	Parts & accessories of rangefinders & surveying (incl. photogrammetrical surveying), hydrographic, oceanographic, hydrological, meteorological or geophysical instruments & appliances, excl. compasses	53	551
90258000	Hydrometers and similar floating instruments, barometers, hygrometers and psychrometers, recording or not, and any combination of these instruments	230	1 960

HS	Uraian Golongan Barang <i>Group Description</i>	Berat (Kg) <i>Weight (Kg)</i>	Nilai FOB (US\$) <i>FOB Value (US\$)</i>
(1)	(2)	(3)	(4)
90262090	Instruments and apparatus for measuring or checking pressure, other than pressure gauges for motor vehicles	325	661
90268000	Instruments & apparatus for measuring/checking the variables of liquids/gases (e.g. flow meters, manometers, heat meters), excl. those of heading 9014, 9015, 9028 or 9032, n.e.c. in heading 9026	225	1 120
90269000	Parts and accessories of instruments and apparatus for measuring or checking the flow, level, pressure or other variables of liquids or gases, excl. those of heading 9014, 9015, 9028 or 9032	56	9 347
90272000	Chromatographs and electrophoresis instruments	0	387
90273000	Spectrometers, spectrophotometers and spectrographs using optical radiations (UV, visible, IR)	0	82
90279000	Microtomes; parts and accessories	515	7 000
90303900	Instruments & apparatus, for measuring/checking voltage, current, resistance/power (oth than those for measuring/checking semiconductor wafers/devices); w/ a recording device, n.e.c. in heading 9030	835	20 623
90309090	Parts&accessories of instruments&apparatus for measuring/checking electrical quantities n.e.c. in heading 9030, parts&accessories of instruments&apparatus for measuring/detecting ionising radiations	60	525
90318090	Non optical measing or checking instruments, appliances and machines, other than cable testers	7	1 163
90319090	parts and accessories, not elsewhere classified in subheading 903190	2	343
90328910	Instrument&apparatus incorporating or working in conjunction w/ automatic data processing machine,for automatically regulating or controlling the propulsion, ballast or cargo handling systems of ships	147 000	287 000
90328939	Automatic regulating or controlling instruments and apparatus, electrically operated, not elsewhere classified in subheading 903289	725	9 800
90328990	Automatic regulating or controlling instruments and apparatus, not elsewhere clasified in subheading 903289, non electrically operated	1	188

HS	Uraian Golongan Barang <i>Group Description</i>	Berat (Kg) <i>Weight (Kg)</i>	Nilai FOB (US\$) <i>FOB Value (US\$)</i>
(1)	(2)	(3)	(4)
90330000	Parts and accessories (not specified or included elsewhere in this Chapter) for machines, appliances, instruments or apparatus of Chapter 90	77	9 350
94018000	seats, with frames other than of metal or wood	1 471 000	95 615
94038990	Furniture other than fume cupboards, of other materials, including cane, osier, or similar materials	76 000	4 940
94069030	Prefabricated buildings other than greenhouses fitted with mechanical or thermal equipment, of iron or of steel	7 418	4 358
96035000	Brushes constituting parts of machines, appliances or vehicles; other than brushes of subheading 96321 to 960340)	8 346	4 358
TOTAL EKSPOR		246 377 769 819	24 159 904 795
TOTAL EXPORT			

Sumber/*Source* : Dokumen PEB, kantor pos, catatan instansi, survei perdagangan lintas batas laut/*PEB document, Post office, Agency notes, cross-border trade survey*

DATA

MENCERDASKAN BANGSA

Enlighten The Nation



**BADAN PUSAT STATISTIK
PROVINSI KALIMANTAN TIMUR**
BPS-Statistics of Kalimantan Timur Province

Jl. Kemakmuran No. 04 Samarinda 75117
Telp (0541) 732793, 743372; Faks (0541) 201121
Website: Kaltim.bps.go.id; Email : bps6400@bps.go.id

ISSN 1907-1841



9 771907 184100 >