

Buletin Statistik Perdagangan Luar Negeri
Foreign Trade Statistical Bulletin

EKSPOR /EXPORTS

ISSN : 0216 - 5775

No. Publikasi / *Publication Number* : 06110.0812

Katalog BPS / *BPS Catalogue*: 8202002

Ukuran Buku / *Book Size* : 21 Cm X 29 Cm

Jumlah Halaman / *Total Pages* : 109 Halaman / *Pages*

Naskah / *Manuscript* :

Bagian Statistik Ekspor

Export Statistics Division

Gambar Kulit / *Cover Design* :

Bagian Statistik Ekspor

Export Statistics Division

Diterbitkan oleh / *Published by* :

Badan Pusat Statistik, Jakarta - Indonesia

CBS, Indonesia

Dicetak oleh / *Printed by* :

CV Rioma

Boleh dikutip dengan menyebut sumbernya

May be cited with reference to the source

<https://www.bps.go.id>

KATA PENGANTAR

Buletin Statistik Perdagangan Luar Negeri Ekspor yang diterbitkan secara bulanan memuat data ekspor menurut sektor, Perkembangan ekspor komoditi pertanian, Perkembangan ekspor komoditi industri, Perkembangan ekspor komoditi pertambangan dan Perkembangan ekspor Indonesia menurut komoditi dan negara tujuan secara kumulatif dari Januari sampai bulan berjalan.

Buletin ini juga menyajikan ulasan singkat tentang perbandingan, pertumbuhan dan peranan serta data pokok yang cukup menonjol atau yang mengalami perubahan yang signifikan. Diharapkan dengan adanya informasi semacam ini, para pengguna data ekspor dapat melihat dan mengikuti perkembangan ekspor secara garis besar.

Kepada para pengguna data, saran dan kritik yang bersifat konstruktif demi penyempurnaan publikasi ini, sangat diharapkan. Dengan demikian usaha BPS untuk meningkatkan pelayanan dan pemasyarakatan statistik (khususnya data Statistik Ekspor) dapat dilaksanakan secara baik dan berkesinambungan.

Jakarta, November 2008

BADAN PUSAT STATISTIK

KEPALA,

DR. Rusman Heriawan

NIP. 340003999

ISI / CONTENT

Halaman / Page

Kata Pengantar / <i>Preface</i>	iii
Isi / <i>Content</i>	iv
Ringkasan / <i>Highlight</i>	v - xiv

Jilid / Volume

Tabel 1. Ringkasan Perkembangan Ekspor Indonesia	1
Tabel 2. Perkembangan Ekspor Komoditi Pertanian	1
Tabel 3. Perkembangan Ekspor Komoditi Industri	2
Tabel 4. Perkembangan Ekspor Komoditi Pertambangan	4
Tabel 5. Perkembangan Ekspor Indonesia Menurut Komoditi dan Negara Tujuan	5

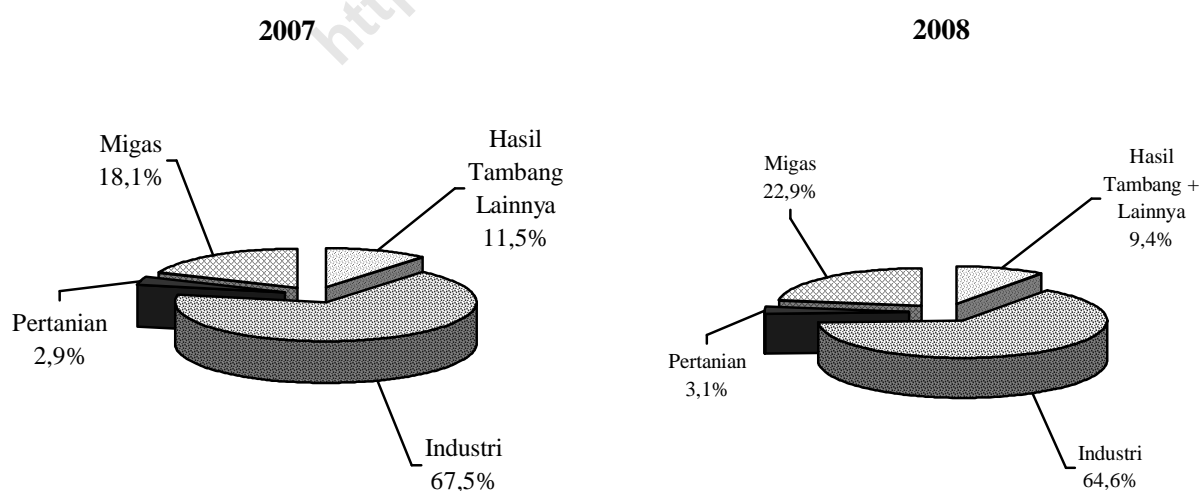
RINGKASAN

Ekspor Indonesia pada periode Januari - September 2008 mencapai nilai US\$ 107 668,3 juta dengan volume 273 532,2 ribu ton, yang terdiri dari US\$ 24 388,2 juta hasil ekspor minyak dan gas bumi dan US\$ 83 280,1 juta hasil ekspor komoditi non migas.

Dibandingkan periode yang sama tahun 2007, nilai ekspor naik US\$ 24 657,4 juta, karena adanya kenaikan ekspor non migas senilai US\$ 15 748,7 juta, dan dari kelompok migas juga mengalami kenaikan sebesar US\$ 8 908,7 juta atau naik 57,55

persen dibanding periode yang sama tahun sebelumnya. Dengan demikian, diperlihatkan bahwa penerimaan dari sektor migas masih bisa diharapkan, karena perkembangan harga di pasaran internasional menunjukkan perkembangan yang fluktuatif. Bulan September 2008 harga minyak mentah Indonesia US\$ 115,56 per barelnya, naik sebesar US\$ 22,96 per barel dibandingkan bulan September 2007.

Grafik 1 : PERBANDINGAN NILAI EKSPOR INDONESIA PADA JANUARI-SEPTEMBER 2007 & 2008

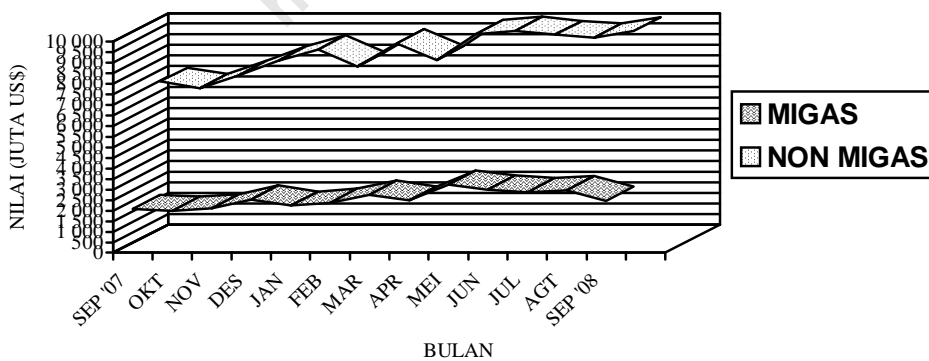


Pada Grafik 1 ditampilkan perbandingan nilai ekspor selama Periode Januari - September 2007 dan 2008. Sedangkan trend perkembangannya dari bulan September 2007 sampai dengan September 2008 disajikan pada Grafik 2, 3, dan 4. Nilai ekspor kelompok migas pada Januari - September 2007 senilai US\$ 15 479,5 juta yang terdiri dari minyak mentah, hasil minyak dan gas masing-masing senilai US\$ 6 309,1 juta, US\$ 2 160,8 juta, dan US\$ 7 009,7 juta. Sedangkan pada Januari -

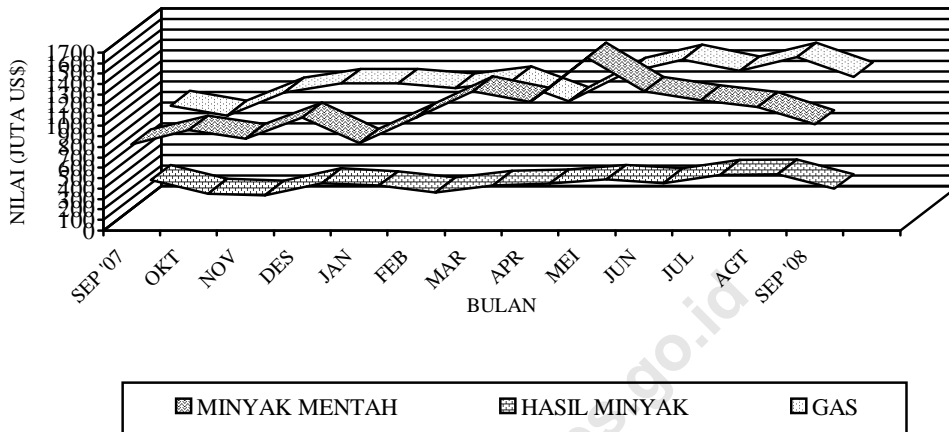
September 2008 nilai untuk kelompok migas masing-masing sebesar US\$ 10 891,7 juta, US\$ 2 812,7 juta dan US\$ 10 683,8 juta.

Nilai ekspor untuk kelompok non migas yang terdiri dari hasil pertanian, industri serta hasil tambang dan lainnya pada bulan Januari - September 2007 masing-masing US\$ 2 628,5 juta, US\$ 55 719,6 juta, dan US\$ 9 183,3 juta. Sementara itu pada periode Januari - September 2008 masing-masing mencapai US\$ 3 489,7 juta, US\$ 68 949,9 juta, dan US\$ 10 840,4 juta.

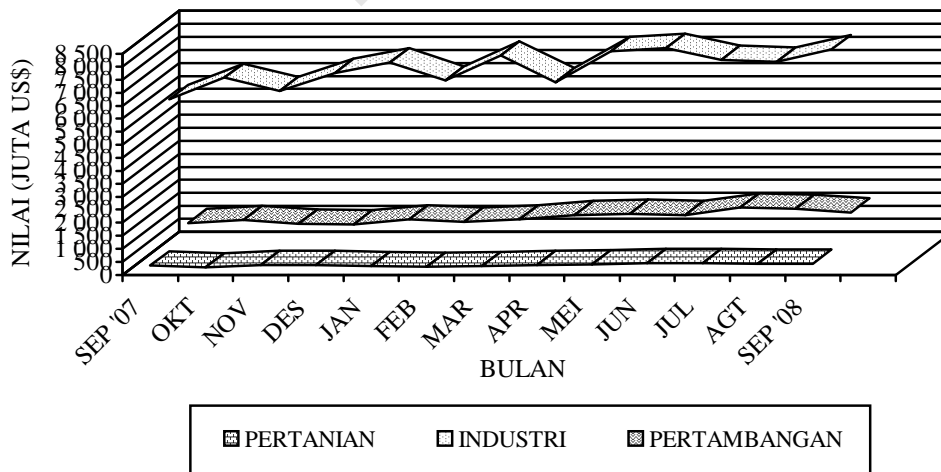
Grafik 2 : PERKEMBANGAN NILAI EKSPOR MIGAS DAN NON MIGAS SELAMA SEPTEMBER 2007 SAMPAI DENGAN SEPTEMBER 2008



**Grafik 3 : PERKEMBANGAN NILAI EKSPOR KOMODITI MIGAS
SELAMA SEPTEMBER 2007 SAMPAI DENGAN SEPTEMBER 2008**



**Grafik 4 : PERKEMBANGAN NILAI EKSPOR KOMODITI NON MIGAS
SELAMA SEPTEMBER 2007 SAMPAI DENGAN SEPTEMBER 2008**



**Tabel A. RINGKASAN EKSPOR NON MIGAS INDONESIA
(JUTA US\$)**

Tahun dan Bulan	Hasil sektor pertanian	Hasil sektor industri	Hasil sektor tambang	Total
[1]	[2]	[3]	[4]	[6]
2006				
Agustus	338,3	5 773,3	947,2	7 058,8
September	290,6	5 881,5	1 070,8	7 242,8
Oktober	263,0	5 699,5	1 157,1	7 119,6
November	280,9	5 589,6	1 297,2	7 167,7
Desember	288,4	6 069,5	1 366,1	7 715,0
2007				
Januari	235,8	5 370,6	1 194,9	6 801,3
Pebruari	247,7	5 631,7	846,7	6 726,1
Maret	256,7	6 138,0	1 095,5	7 490,2
April	246,9	6 075,8	1 053,8	7 376,5
Mei	282,9	6 602,4	1 130,5	8 015,8
Juni	309,1	6 526,6	894,6	7 730,4
Juli	368,1	6 655,7	1 189,6	8 213,3
Agustus	336,4	6 516,0	887,9	7 740,3
September	344,9	6 202,8	889,8	7 437,5
Oktober	285,3	7 030,7	1 003,0	8 318,9
November	371,5	6 504,8	860,7	7 737,0
Desember	372,5	7 205,7	846,7	8 425,0
2008				
Januari	318,8	7 609,5	1 019,5	8 947,7
Pebruari	306,5	6 930,2	927,6	8 164,5
Maret	334,0	7 870,6	1 037,1	9 241,7
April	376,5	6 861,3	1 202,8	8 440,5
Mei	404,2	8 041,7	1 238,9	9 684,7
Juni	459,2	8 162,3	1 201,9	9 823,5
Juli	450,2	7 707,8	1 487,2	9 645,3
Agustus	417,3	7 647,9	1 445,3	9 510,5
September	423,0	8 118,6	1 280,1	9 821,7

Dipandang dari negara tujuan ekspor (Tabel B), pada bulan September 2008 kelompok migas yang ditujukan ke kawasan Asia Timur dan Asia Selatan & Tenggara, sebesar masing-masing US\$ 1 924,3 juta dan US\$ 263,2 juta memperlihatkan peningkatan dibanding tahun 2007. Negara yang memperlihatkan peningkatan ekspor kelompok migas adalah Jepang dengan persentase peningkatan sebesar 50,85 persen, Amerika Serikat dengan persentase

peningkatan sebesar 19,77 persen, Singapura dengan persentase peningkatan sebesar 21,76 persen dan Philipina dengan persentase peningkatan sebesar 855,69 persen, sedangkan ke kawasan Eropa Barat juga memperlihatkan peningkatan dibanding tahun 2007, dengan persentase peningkatan sebesar 329,24 persen. Dari Tabel B juga terlihat bahwa ekspor komoditi migas pada bulan September 2008 menunjukkan peningkatan menjadi US\$ 2 455,5 juta.

Tabel B : Perkembangan Ekspor Migas & Non Migas Indonesia Menurut Negara Tujuan, September 2007 & September 2008 (Juta US\$)

Kawasan Negara Ekspor	Migas			Non Migas		
	September 2007	September 2008	Perubahan (%)	September 2007	September 2008	Perubahan (%)
• Asia Timur	1 591,4	1 924,3	20,92	2 195,7	2 796,5	27,36
- Jepang	907,8	1 369,4	50,85	1 030,6	1 230,3	19,37
- China	289,7	283,7	-2,07	478,6	698,1	45,86
• Asia Selatan & Tenggara	314,8	263,2	-16,38	2 320,2	2 897,5	24,88
- Muangthai	58,0	12,3	-78,76	233,2	310,9	33,33
- Singapura	162,6	198,0	21,76	933,3	766,0	-17,92
- Philipina	0,0	0,4	855,69	221,2	194,6	-12,02
- Malaysia	64,4	47,9	-25,58	437,0	509,5	16,58
• Asia Barat	0,0	0,1	352,51	384,3	590,0	53,52
• Afrika	0,0	0,0	-	219,3	318,7	45,33
• Australia & Oseania	134,5	222,9	65,75	181,1	277,0	52,98
• Amerika Utara	37,4	44,8	19,77	947,8	1 293,3	36,45
- Amerika Serikat	37,4	44,8	19,77	900,9	1 231,6	36,70
• Amerika Tengah & Selatan	0,0	0,0	-	196,5	253,1	28,79
• Eropa Barat	0,0	0,1	329,24	885,2	1 200,3	35,59
• Eropa Timur	0,0	0,1	148,43	107,4	195,4	81,89
Total Ekspor	2 078,2	2 455,5	18,16	7 437,5	9 821,7	32,06

Pada kelompok non migas nilai ekspor mengalami peningkatan hingga mencapai US\$ 9 821,7 juta, kenaikan terbesar ke kawasan Eropa Timur sebesar 81,89 persen dan Asia Barat sebesar 53,52 persen.

Pada tabel 1 disajikan ekspor menurut sektor. Disini terlihat bahwa perolehan devisa terbesar pada periode Januari - September 2008 berasal dari sektor industri dengan nilai US\$ 68 949,9 juta atau sekitar 64,04 persen dari total ekspor, sedangkan pada periode Januari - September 2007 juga berasal dari sektor industri dengan nilai US\$ 55 719,6 juta atau sekitar 67,12 persen dari total ekspor. Dibandingkan periode yang sama tahun sebelumnya, sektor industri mengalami peningkatan 23,74 persen.

Pada tabel 2 disajikan perkembangan ekspor komoditi hasil pertanian, selama periode Januari - September 2008, komoditi andalan sektor pertanian antara lain udang segar/beku dengan nilai US\$ 777,3 juta (22,27 persen); kopi dengan nilai US\$ 772,9 juta (22,15 persen); biji coklat dengan nilai US\$ 612,3 juta (17,54 persen); ikan dan lain-lain dengan nilai US\$ 516,4 juta (14,80 persen); rempah-rempah dengan nilai US\$ 237,3 juta (6,08 persen); buah-buahan dengan nilai US\$ 94,6 juta (2,71 persen); teh dengan nilai US\$ 95,4 juta (2,73 persen); bahan nabati lainnya dengan nilai US\$ 77,1

juta (2,22 persen); tembakau dengan nilai US\$ 51,6 juta (1,48 persen).

Pada tabel 3 disajikan perkembangan ekspor komoditi hasil industri, selama periode Januari - September 2008, komoditi andalan sektor industri antara lain minyak nabati dengan nilai US\$ 11 649,4 juta (16,90 persen); tekstil dengan nilai US\$ 7 938,2 juta (11,51 persen); barang dari logam tidak mulia dengan nilai US\$ 8 121,6 juta (11,78 persen); alat listrik, ukur, fotografi, dll dengan nilai US\$ 6 324,4 juta (9,17 persen); karet alam olahan dengan nilai US\$ 6 164,6 juta (8,94 persen); kertas dan barang dari kertas dengan nilai US\$ 2 978,7 juta (4,32 persen); bahan kimia dengan nilai US\$ 2 279,0 juta (3,31 persen); kayu olahan dengan nilai US\$ 2 240,4 juta (3,25 persen); makanan olahan dengan nilai US\$ 2 244,1 juta (3,25 persen); meubel dan bagian-bagiannya dengan nilai US\$ 1 486,0 juta (2,16 persen).

Pada tabel 4 disajikan perkembangan ekspor komoditi hasil pertambangan, selama periode Januari - September 2008, komoditi andalan sektor pertambangan antara lain batu bara dengan nilai US\$ 7 403,3 juta (68,34 persen) dan biji tembaga dengan nilai US\$ 2 515,0 juta (23,22 persen). Ekspor batu bara mengalami peningkatan 51,56 persen dibanding periode yang sama tahun

sebelumnya, sedangkan biji tembaga mengalami penurunan 28,73 persen dibanding periode yang sama tahun sebelumnya.

Perkembangan ekspor Indonesia menurut komoditi dan negara tujuan yang disajikan pada Tabel 5, memperlihatkan bahwa ekspor selama ini lebih banyak bertumpu pada 15 komoditi utama, (ringkasan disajikan pada Tabel C yang diurut menurut nilai ekspor). Lima belas komoditi tersebut pada periode Januari - September 2008 menyumbang sekitar 61,72 persen dari ekspor non migas.

Minyak kelapa sawit mempunyai nilai US\$ 9 614,1 juta, naik US\$ 5 074,6 juta dari tahun lalu, komoditi ini menyumbang sekitar 11,54 persen ekspor non migas nasional pada periode Januari - September 2008. Nilai ekspor barang dari batu bara selama periode Januari - September 2008 naik US\$ 2 518,7 juta menjadi US\$ 7 403,3 juta.

Pada periode Januari - September 2008 nilai ekspor pakaian jadi sebesar US\$ 4 686,6 juta, yang naik dibanding tahun lalu sebesar US\$ 314,0 juta atau naik sekitar 7,18 persen.

Komoditi crumb rubber diekspor dengan nilai US\$ 4 614,7 juta atau 5,54 persen, alat listrik diekspor dengan nilai

US\$ 3 923,4 juta atau sekitar 4,71 persen dari perolehan devisa non migas.

Selama periode Januari - September 2008, kertas dan barang dari kertas nilai ekspornya mencapai US\$ 2 978,7 juta, sedangkan tahun sebelumnya senilai US\$ 2 460,7 juta, atau terjadi peningkatan sekitar US\$ 518,0 juta (21,05 persen). Biji tembaga nilai ekspornya turun US\$ 1 014,0 juta (28,73 persen) menjadi US\$ 2 515,0 juta.

Perolehan devisa dari besi/baja pada periode Januari - September 2008 diekspor dengan nilai US\$ 2 491,0 juta atau sekitar 2,99 persen dari kelompok non migas. Bahan kimia pada periode Januari - September 2008 diekspor dengan nilai US\$ 2 279,0 juta, sedangkan tahun sebelumnya US\$ 2 781,3 juta.

Kayu olahan nilai ekspornya turun US\$ 106,1 juta menjadi US\$ 2 240,4 juta. Sedangkan nilai ekspor audio visual dalam periode Januari - September 2008 naik 4,49 persen menjadi US\$ 2 005,8 juta. Tembaga nilai ekspornya turun US\$ 273,1 juta menjadi US\$ 1 810,3 juta. Timah nilai ekspornya naik US\$ 684,9 juta menjadi US\$ 1 669,3 juta. Damar tiruan bahan plastik nilai ekspornya naik US\$ 269,8 juta menjadi US\$ 1 660,8 juta. bahan organik nilai ekspornya turun US\$ 523,8 juta menjadi US\$ 1 508,6 juta.

**Tabel C : Ekspor Utama Barang Bukan Migas
Periode Januari - September, 2007 dan 2008**

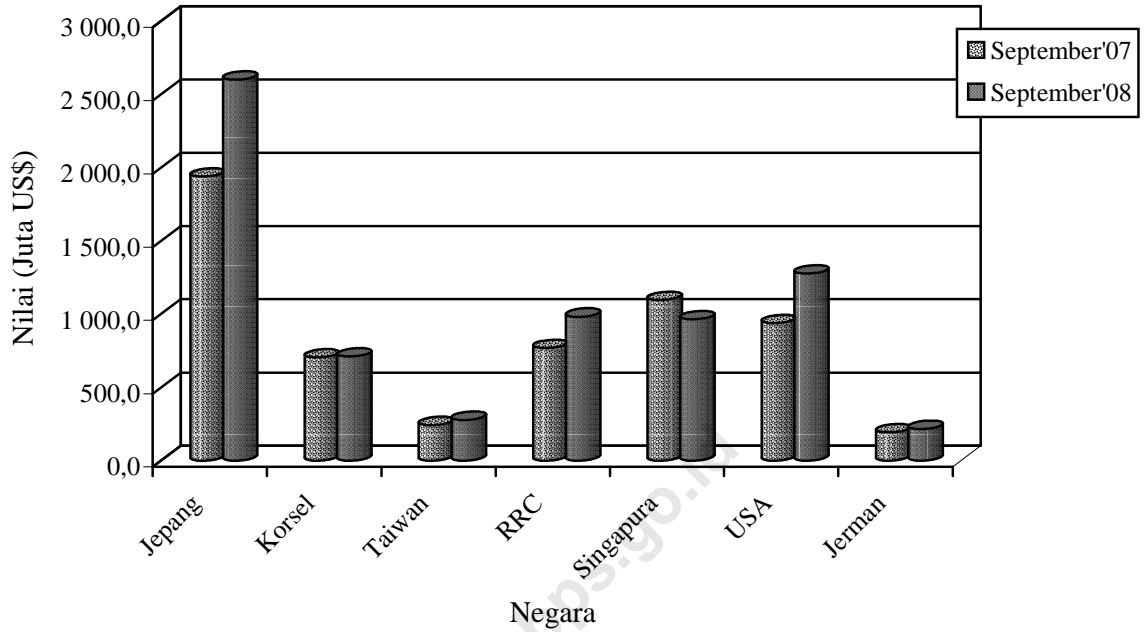
HS	Nilai FOB (Juta US\$)		Perubahan		% Peran 2008 (Terhadap Non Migas)
	2007	2008	Absolut	Persen	
Minyak kelapa sawit	4 539,5	9 614,1	5 074,6	111,79	11,54
Batu Bara	4 884,6	7 403,3	2 518,7	51,56	8,89
Pakaian Jadi	4 372,6	4 686,6	314,0	7,18	5,63
Crumb Rubber	3 045,3	4 614,7	1 569,4	51,53	5,54
Alat Listrik	3 549,7	3 923,4	373,8	10,53	4,71
Kertas dan barang dari Kertas	2 460,7	2 978,7	518,0	21,05	3,58
Biji Tembaga	3 529,0	2 515,0	-1 014,0	-28,73	3,02
Besi/baja	1 670,2	2 491,0	820,8	49,15	2,99
Bahan Kimia	2 781,3	2 279,0	-502,3	-18,06	2,74
Kayu Olahan	2 346,5	2 240,4	-106,1	-4,52	2,69
Audio Visual	1 919,6	2 005,8	86,3	4,49	2,41
Tembaga	2 083,5	1 810,3	-273,1	-13,11	2,17
Timah	984,4	1 669,3	684,9	69,58	2,00
Damar Tiruan, Bahan Plastik	1 391,1	1 660,8	269,8	19,39	1,99
Organik	2 032,4	1 508,6	-523,8	-25,77	1,81
Total Komoditi Utama	41 590,2	51 401,2	9 810,9	23,59	61,72

Nilai ekspor periode Januari - September 2008, menurut negara kelompok ekonomi, ke kelompok negara APEC adalah yang terbesar yaitu mencapai 73,41 persen dari total ekspor yaitu US\$ 79 039,5 juta, diantaranya US\$ 21 339,8 juta ke ASEAN dan US\$ 10 995,0 juta ke NAFTA. Sementara nilai ekspor ke Uni Eropa sebesar 10,76 persen (US\$ 11 583,1 juta) dan ke Timur Tengah sebesar 4,11 persen (US\$ 4 429,6 juta). Ditinjau dari perkembangannya, nilai ekspor ke negara-negara APEC naik 27,84 persen dibanding keadaan tahun 2007 yang terdiri dari peningkatan ekspor menuju Jepang sebesar 24,75 persen, menuju ASEAN sebesar 30,93 persen, menuju NAFTA sebesar 17,93 persen dan ke Korea Selatan naik sebesar 38,14 persen

Nilai ekspor periode Januari - September 2008, menuju tujuh negara tujuan utama yaitu Jepang, Korea Selatan, Taiwan, RR China, Singapura, Amerika dan Jerman mencapai sebesar US\$ 63 475,5 juta atau sekitar 58,95 persen dari total ekspor. Dibandingkan periode tahun sebelumnya nilai ini naik US\$ 13 163,5 juta atau sekitar 26,16 persen.

Selain tujuh negara tujuan utama di atas, negara tujuan yang membeli produk nasional di atas US\$ 100 juta pada bulan September 2008 antara lain Hongkong, Malaysia dan Australia masing-masing dengan nilai US\$ 150,8 juta, US\$ 557,4 juta dan US\$ 432,4 juta. Sedangkan dari kawasan Eropa antara lain ke Belanda dan Inggris masing-masing dengan nilai US\$ 312,9 juta dan US\$ 141,0 juta.

Grafik 5: EKSPOR INDONESIA MENURUT NEGARA TUJUAN UTAMA BULAN SEPTEMBER 2007 & 2008



Perbandingan nilai ekspor bulan September 2007 dan 2008 ke beberapa negara tertentu disajikan pada Grafik 5.

TABEL 1. RINGKASAN PERKEMBANGAN EKSPOR INDONESIA

JENIS BARANG	BERAT BERSIH (RIBU TON)		PERUB	NILAI FOB (JUTA US \$)		PERUB
	JAN-SEP 2007	JAN-SEP 2008	%	JAN-SEP 2007	JAN-SEP 2008	%
(1)	(2)	(3)	(4)	(5)	(6)	(7)
Total Ekspor	253.217,5	273.532,2	8,02	83.010,9	107.668,3	29,70
MIGAS	34.353,9	34.133,2	-0,64	15.479,5	24.388,2	57,55
MINYAK MENTAH	13.502,6	13.732,7	1,70	6.309,1	10.891,7	72,64
HASIL MINYAK	4.964,1	4.856,6	-2,17	2.160,8	2.812,7	30,17
GAS ALAM	15.887,1	15.543,9	-2,16	7.009,7	10.683,8	52,41
NON MIGAS	218.863,7	239.399,0	9,38	67.531,4	83.280,1	23,32
HASIL PERTANIAN	1.775,2	1.881,2	5,97	2.628,5	3.489,7	32,76
HASIL INDUSTRI	46.233,7	47.287,6	2,28	55.719,6	68.949,9	23,74
HASIL TAMBANG	170.852,5	190.228,2	11,34	9.176,5	10.832,6	18,05
LAINNYA	2,3	2,0	-14,73	6,8	7,8	16,08

TABEL 2. PERKEMBANGAN EKSPOR KOMODITI HASIL PERTANIAN

JENIS BARANG	BERAT BERSIH (TON)		PERUB	NILAI FOB (RIBU US \$)		PERUB
	JAN-SEP 2007	JAN-SEP 2008	%	JAN-SEP 2007	JAN-SEP 2008	%
(1)	(2)	(3)	(4)	(5)	(6)	(7)
TOTAL PERTANIAN	1.775.164	1.881.206	5,97	2.628.523	3.489.738	32,76
KARET ALAM	7.264	8.291	14,14	10.103	14.890	47,39
KOPI	215.266	361.271	67,83	426.587	772.930	81,19
KAYU BULAT	47	2	-95,02	41	36	-10,36
UDANG SEGAR/BEKU	102.609	110.922	8,10	702.246	777.255	10,68
TEH	37.600	64.969	72,79	49.828	95.378	91,41
REMPAH-REMPAH	77.311	95.687	168,09	166.515	237.308	42,51
-LADA HITAM	11.061	29.653	168,09	29.057	90.040	209,88
-LADA PUTIH	12.017	13.187	9,73	52.113	62.214	19,38
-KAYU MANIS DAN BUNGANYA	28.022	21.935	-21,72	20.130	19.584	-2,71
-BIJI PALA & BUNGANYA DAN KAPULAGA	14.557	13.746	-5,57	43.907	45.846	4,41
-PANILI	166	122	-26,42	1.983	1.633	-17,66
-LAINNYA	11.487	17.044	48,37	19.323	17.990	-6,9
TEMBAKAU	18.815	21.688	15,27	40.473	51.561	27,4
BIJI COKLAT	296.748	272.738	-8,09	469.535	612.258	30,4
IKAN DAN LAIN-LAIN	278.579	265.436	36,62	411.267	516.438	25,57
-IKAN TONGKOL/TUNA	43.640	59.621	36,62	100.231	123.379	23,09
-UBUR-UBUR	3.979	6.297	58,23	8.249	11.892	44,17
-KEPITING KERANG-KERANGAN	42.840	39.308	-8,24	111.126	144.428	29,97
-BEKICOT	2.619	2.494	-4,77	3.911	7.338	87,64
-IKAN LAINNYA	185.501	157.717	-14,98	187.751	229.401	22,18
BIJI-BIJIAN	73.913	55.049	23,39	28.221	17.984	-36,28
-BIJI BUNGA	50	62	23,39	1.504	2.207	46,72
-BIJI KAPAS	19.679	645	-96,72	5.164	167	-96,77
-BIJI LAINNYA	54.184	54.342	,29	21.553	15.610	-27,57
BULU BEBEK	234	57	-75,65	235	68	-71,1
DAMAR DAN GETAH DAMAR	36.741	30.807	-16,15	26.765	25.281	-5,54
KOPAL DAN LAIN-LAIN	23.456	21.388	-8,82	17.239	18.765	8,85
SAYUR-SAYURAN	76.838	77.017	,23	27.652	33.897	22,59
BUAH-BUAHAN	145.662	162.545	11,59	78.063	94.617	21,21
KULIT KERANG DAN LAIN-LAIN	5.758	5.803	0,79	2.075	2.028	-2,25
TANAMAN OBAT	8.581	5.712	-33,43	7.195	6.632	-7,82

TABEL 2. PERKEMBANGAN EKSOR KOMODITI HASIL PERTANIAN

JENIS BARANG	BERAT BERSIH (TON)		PERUB	NILAI FOB (RIBU US \$)		PERUB
	JAN-SEP 2007	JAN-SEP 2008	%	JAN-SEP 2007	JAN-SEP 2008	%
(1)	(2)	(3)	(4)	(5)	(6)	(7)
BAHAN NABATI LAINNYA	70.797	90.010	6,86	41.297	77.356	87,31
-GANGGANG LAUT	67.512	72.144	6,86	39.000	75.463	93,49
-LAINNYA	3.284	17.866	443,96	2.297	1.893	-17,6
HASIL PERTANIAN LAINNYA	298.947	231.814	-90,06	123.188	135.056	9,63
-MUTIARA	12	1	-90,06	8.602	10.372	20,57
-LAINNYA	298.934	231.812	-22,45	114.586	124.684	8,81

TABEL 3. PERKEMBANGAN EKSPOR KOMODITI HASIL INDUSTRI

JENIS BARANG	BERAT BERSIH (TON)		PERUB	NILAI FOB (RIBU US \$)		PERUB
	JAN-SEP 2007	JAN-SEP 2008	%	JAN-SEP 2007	JAN-SEP 2008	%
(1)	(2)	(3)	(4)	(5)	(6)	(7)
TOTAL INDUSTRI	46.233.694	47.287.642	2,28	55.719.575	68.949.932	23,74
KAYU OLAHAN	2.668.977	2.239.127	-16,11	2.346.500	2.240.353	-4,52
-KAYU LAPIS	1.308.305	1.343.791	2,71	1.152.824	1.217.745	5,63
-KAYU GERGAJIAN	136.262	41.472	-69,56	129.724	44.123	-65,99
-KAYU OLAHAN LAIN	1.224.410	853.864	-30,26	1.063.952	978.485	-8,03
BARANG DARI LOGAM TIDAK MULIA	2.570.298	2.562.885	-,29	7.542.964	8.121.618	7,67
-TIMAH	74.971	91.822	22,48	984.368	1.669.297	69,58
-ALUMINIUM	222.029	216.738	-2,38	669.037	699.571	4,56
-NIKEL	97.510	83.547	-14,32	1.971.501	1.249.171	-36,64
-BESI/BAJA	1.589.910	1.759.339	10,66	1.670.179	2.491.004	49,15
-TEMBAGA	252.312	214.326	-15,06	2.083.476	1.810.329	-13,11
-SENG	4.316	2.786	-35,46	9.015	6.085	-32,50
-LOGAM TIDAK MULIA LAIN	329.249	194.328	-40,98	155.388	196.161	26,24
TEKSTIL	1.442.120	1.383.877	-4,04	7.531.858	7.938.232	5,40
-PAKAIAN JADI	305.864	324.010	5,93	4.372.584	4.686.631	7,18
-KAIN TENUN	234.280	208.022	-11,21	1.076.136	1.124.210	4,47
-TEKSTIL LAINNYA	901.976	851.845	-5,56	2.083.138	2.127.392	2,12
KARET ALAM OLAHAN	2.127.765	2.188.950	2,88	4.511.889	6.164.604	36,63
-BARANG DARI KARET	352.128	344.341	-2,21	996.039	1.151.782	15,64
-SHEET	216.937	126.435	-41,72	433.325	337.386	-22,14
-CRUMB RUBBER	1.540.124	1.695.535	10,09	3.045.295	4.614.663	51,53
-CREPE	18.576	22.638	21,87	37.230	60.772	63,23
MAKANAN TERNAK	1.832.717	2.409.284	31,46	194.767	351.212	80,32
-BUNGKIL KELAPA	240.328	204.880	-14,75	27.073	28.381	4,83
-DEDAK/BEKATUL	298.241	292.433	-1,95	41.341	51.313	24,12
-LAINNYA	1.294.148	1.911.971	47,74	126.353	271.518	114,89
MINYAK ATSIRI DAN LAINNYA	45.513	51.657	13,5	199.908	291.205	45,67
-MINYAK ATSIRI LAINNYA	3.341	3.224	-3,49	58.562	118.098	101,66
-WANGI-WANGIAN DARI MINYAK ATSIRI	42.172	48.432	14,85	141.346	173.107	22,47
ROTAN OLAHAN	23.608	24.541	3,95	22.000	23.843	8,38
MINYAK NABATI	9.374.222	11.494.904	22,62	5.716.767	11.649.440	103,78
-MINYAK KELAPA SAWIT	7.643.547	9.737.973	27,4	4.539.463	9.614.070	111,79
-MINYAK BIJI KELAPA SAWIT	890.544	941.708	5,75	597.497	1.100.918	84,26
-MINYAK NABATI LAIN	840.132	815.224	-2,96	579.807	934.452	61,17
ASAM BERLEMAK	483.615	661.248	36,73	311.683	579.718	86,00

TABEL 3. PERKEMBANGAN EKSPOR KOMODITI HASIL INDUSTRI

JENIS BARANG	BERAT BERSIH (TON)		PERUB	NILAI FOB (RIBU US \$)		PERUB
	JAN-SEP 2007	JAN-SEP 2008	%	JAN-SEP 2007	JAN-SEP 2008	%
	(1)	(2)	(3)	(4)	(5)	(6)
-STEARIN	94 923	105 397	11,03	73 349	113 890	55,27
-ASAM BERLEMAK LAIN	388 692	555 852	43,01	238 334	465 828	95,45
ALAT LISTRIK UKUR FOGRAFI DLL	510 078	505 532	-,89	5 805 421	6 324 412	8,94
-ALAT LISTRIK	416 992	423 239	1,5	3 549 685	3 923 443	10,53
-DIODE TRANSISTOR	2 592	749	-71,1	97 062	114 776	18,25
-AUDIO VISUAL	81 720	72 268	-11,57	1 919 558	2 005 839	4,49
-FOTOGRAFI DAN OPTIK	3 563	2 519	-29,3	161 284	158 081	-1,99
-ALAT UKUR	611	589	-3,49	10 007	11 228	12,20
-LONCENG ARLOJI DAN BAGIANNYA	4 600	6 167	34,07	67 824	111 046	63,73
MAKANAN OLAHAN	1 198 835	1 764 014	47,14	1 643 620	2 244 100	36,53
-COKLAT OLAHAN	94 570	106 587	12,71	226 402	317 283	40,14
-GULA TETES	276 350	676 339	144,74	16 753	49 273	194,12
-KERUPUK UDANG	5 022	6 132	22,1	8 137	10 003	22,94
-BUAH/SAYURAN OLAHAN	302 687	381 732	26,11	188 348	301 274	59,96
-MINUMAN OLAHAN	57 003	88 126	54,6	31 701	57 258	80,62
-ROKOK DAN TEMBAKAU OLAHAN	53 569	63 904	19,29	275 312	328 105	19,18
-DAGING TERNAK	3 532	3 395	-3,89	13 960	13 970	0,08
-DAGING UNGGAS	82	80	-2,05	50	86	69,70
-IKAN OLAHAN	134 523	145 920	8,47	446 030	601 673	34,90
-BERAS GILING	205	460	124,23	131	291	122,19
-KOPI OLAHAN	100	128	28,18	228	448	96,91
-TEH OLAHAN	24 255	10 110	-58,32	44 942	25 601	-43,03
-GULA PASIR	253	532	110,59	309	443	43,21
-GULA LAINNYA	5 665	7 964	40,59	3 674	5 379	46,42
-MAKANAN OLAHAN LAINNYA	241 019	272 605	13,11	387 644	533 012	37,50
SEMEN	4 803 319	3 465 980	-27,84	145 570	124 260	-14,64
BARANG ANYAMAN	25 473	16 360	-35,77	53 160	44 930	-15,48
-DARI ROTAN	9 445	5 102	-45,98	22 823	14 249	-37,57
-DARI BAHAN LAINNYA	16 028	11 258	-29,76	30 337	30 681	1,14
MEUBEL DAN BAGIAN-BAGIANNYA	677 182	635 152	-6,21	1 467 218	1 485 972	1,28
-DARI ROTAN	98 366	106 978	8,75	244 733	240 349	-1,79
-DARI BAHAN LAINNYA	578 816	528 175	-8,75	1 222 485	1 245 622	1,89
BAHAN KIMIA	4 868 445	5 913 806	21,47	2 781 311	2 279 011	-18,06
-AN ORGANIK	1 294 307	3 945 170	204,81	352 830	613 282	73,82
-ORGANIK	2 674 367	1 795 357	-32,87	2 032 409	1 508 637	-25,77
-LAINNYA	899 770	173 279	-80,74	396 072	157 093	-60,34
PUPUK	538 175	240 025	-55,4	148 532	141 764	-4,56
PRODUK PHARMASI	7 576	8 954	18,18	125 344	144 119	14,98
KULIT DAN BARANG DARI KULIT	9 130	9 021	-1,19	169 035	182 225	7,80
KACA DAN BARANG DARI KACA	580 829	604 111	4,01	318 767	342 614	7,48
KERTAS DAN BARANG DARI KERTAS	3 051 576	3 155 776	3,41	2 460 697	2 978 694	21,05
INDUSTRI LAINNYA	9 394 243	7 952 438	-15,35	12 222 561	15 297 605	25,16
-GLISEROL DAN LARUTAN ALKALI	19 254	45 126	134,37	4 801	21 911	356,35
-MARGARIN DAN LEMAK LAINNYA	231 159	360 502	55,95	160 925	405 350	151,89
-SABUN MANDI DAN CUCI	366 114	400 865	9,49	301 251	427 179	41,80
-BAHAN CELUP ORGANIK SINTETIK	27 804	24 367	-12,36	100 875	113 871	12,88
-PREPARAT PEMBASMI KUMAN DLL	105 000	42 348	-59,67	84 125	103 328	22,83
-DAMAR TIRUAN BAHAN PLASTIK	903 794	927 774	2,65	1 391 067	1 660 836	19,39
-BAHAN KERTAS	1 743 022	2 018 602	15,81	733 978	1 162 689	58,41
-ALAS KAKI (KULIT KARET DAN KANVAS)	86 569	96 034	10,93	1 229 977	1 385 727	12,66
-PRODUK KERAMIK	372 038	382 335	2,77	214 918	239 967	11,65
-EMAS BATANGAN	26	22	-17,85	545 418	628 655	15,26

TABEL 3. PERKEMBANGAN EKSPOR KOMODITI HASIL INDUSTRI

JENIS BARANG	BERAT BERSIH (TON)		PERUB	NILAI FOB (RIBU US \$)		PERUB
	JAN-SEP 2007	JAN-SEP 2008	%	JAN-SEP 2007	JAN-SEP 2008	%
(1)	(2)	(3)	(4)	(5)	(6)	(7)
-PESAWAT UDARA DAN BAGIANNYA	2 105	3 139	49,11	136 664	82 038	-39,97
-KAPAL LAUT DAN SEJENISNYA	608 301	350 181	-42,43	489 767	649 801	32,68
-PERLENGKAPAN OLAHRAGA DAN MAINAN	24 232	24 790	2,3	185 961	218 222	17,35
-PENA DAN PENSIL	8 959	7 486	-16,44	59 233	54 485	-8,02
-BATU SEMI PERMATA	72	23	-67,64	886	256	-71,10
-KOPER TAS DOMPET PLASTIK/TEKSTIL	6 349	5 138	-19,08	35 873	38 083	6,16
-BARANG DARI LOGAM MULIA	236	246	4,19	107 921	125 320	16,12
-PETI KEMAS	27 766	14 534	-47,66	31 632	17 609	-44,33
-KOMPUTER DAN BAGIANNYA	31 971	26 534	-17,01	789 416	569 860	-27,81
-KENDARAAN BERMOTOR RODA 2 DAN 3	3 779	6 401	69,4	21 164	53 735	153,89
-KENDARAAN BERMOTOR RODA 4 DAN LEE	102 736	145 733	41,85	627 067	1 008 505	60,83
-SUKU CADANG MESIN	88 657	96 436	8,77	708 006	866 039	22,32
-SUKU CADANG KENDARAAN	120 067	148 770	23,91	842 246	1 031 873	22,51
-UBI KAYU OLAHAN	55 942	64 443	15,2	6 748	11 754	74,18
-INDUSTRI LAINNYA	4 458 291	2 760 610	-38,08	3 412 640	4 420 510	29,53

TABEL 4. PERKEMBANGAN EKSPOR KOMODITI HASIL PERTAMBANGAN

JENIS BARANG	BERAT BERSIH (TON)		PERUB	NILAI FOB (RIBU US \$)		PERUB
	JAN-SEP 2007	JAN-SEP 2008	%	JAN-SEP 2007	JAN-SEP 2008	%
(1)	(2)	(3)	(4)	(5)	(6)	(7)
TOTAL PERTAMBANGAN	170.852.513	190.228.204	11,34	9.176.529	10.832.573	18,05
BIJI TEMBAGA	1.388.494	1.096.005	-21,07	3.529.003	2.515.018	-28,73
BIJI NIKEL	6.736.495	9.369.440	39,08	479.864	472.743	-1,48
BAUKSIT	9.682.410	13.734.612	41,85	87.856	169.507	92,94
BIJI TIMAH/TIN	229	564	146,26	28	19	-32,02
BATU BARA	144.742.603	153.029.265	5,73	4.884.621	7.403.334	51,56
GRANIT	2.297.962	4.314.474	87,75	20.096	39.562	96,86
PASIR ALAM	401.116	246	-99,94	4.681	112	-97,60
HASIL TAMBANG LAIN	5.603.203	8.683.596	54,98	170.379	232.277	36,33

TABEL 5. PERKEMBANGAN EKSPOR INDONESIA MENURUT KOMODITI DAN NEGARA TUJUAN

JENIS BARANG	BERAT BERSIH (KG)		PERUB	NILAI FOB (US \$)		PERUB
	JAN-SEP 2007	JAN-SEP 2008	%	JAN-SEP 2007	JAN-SEP 2008	%
	(1)	(2)	(3)	(4)	(5)	(6)
MINYAK MENTAH	13.502.605.010	13.732.689.429	1,70	6.309.050.346	10.891.698.288	72,64
JAPAN	4.531.406.005	4.685.543.950	3,40	2.155.636.179	3.675.428.116	70,50
KOREA, REPUBLIC OF	2.140.785.000	1.953.112.000	-8,77	912.062.199	1.409.029.781	54,49
TAIWAN	419.222.002	234.803.000	-43,99	182.057.093	185.454.664	1,87
CHINA	1.736.130.000	1.315.110.000	-24,25	804.295.488	1.060.700.169	31,88
THAILAND	566.180.000	349.865.000	-38,21	270.157.253	312.676.568	15,74
SINGAPORE	904.859.003	1.832.483.001	102,52	448.033.828	1.480.010.080	230,33
MALAYSIA	433.365.000	398.829.000	-7,97	183.545.046	285.326.698	55,45
AUSTRALIA	2.078.060.000	2.066.101.478	-,58	1.032.069.675	1.758.554.894	70,39
NEW ZEALAND	127.598.000	267.672.000	109,78	68.709.616	232.244.984	238,01
UNITED STATES	564.924.000	535.550.000	-5,20	252.475.929	416.543.550	64,98
CANADA	12.000	0	-100,00	40	0	-100,00
NETHERLANDS	0	46.914.000	-	0	39.295.687	-
FRANCE	64.000	0	-100,00	8.000	0	-100,00
ITALY	0	46.706.000	-	0	36.433.097	-
HASIL MINYAK	4.964.122.324	4.856.627.080	-2,17	2.160.774.669	2.812.740.841	30,17
JAPAN	2.461.562.231	2.353.666.871	-4,38	1.008.585.671	1.391.088.468	37,92
HONG KONG	2.215	7.140	222,35	2.743	12.005	337,66
KOREA, REPUBLIC OF	398.197.736	376.053.019	-5,56	171.323.048	215.017.484	25,50
TAIWAN	112.079.378	120.226.543	7,27	52.213.006	27.013.285	-48,26
CHINA	348.443.137	376.023.173	7,92	129.372.688	187.344.195	44,81
PAPUA NEW GUINEA	30.535	0	-100,00	44.263	0	-100,00
THAILAND	52.713.202	26.506.527	-49,72	35.195.045	24.019.741	-31,75
SINGAPORE	1.220.511.486	1.158.368.433	-5,09	611.791.554	747.742.939	22,22
PHILIPPINES	1.177.477	1.945.038	65,19	1.095.092	2.113.801	93,02
MALAYSIA	196.002.033	159.841.907	-18,45	80.007.850	96.119.369	20,14
MYANMAR (FORM. BURMA)	677.445	1.298.064	91,61	617.882	1.800.998	191,48
VIET NAM	155.814	86.621	-44,41	184.151	125.039	-32,10
MALDIVES	1.539	3.842	149,64	426	4.981	1069,25
INDIA	144.928.897	263.644.449	81,91	56.863.053	98.556.069	73,32
PAKISTAN	628.144	3.713.667	491,21	744.323	5.027.178	575,40
BANGLADESH	526.077	110.710	-78,96	402.659	146.920	-63,51
SRI LANKA	0	25.054	-	0	550	-
IRAN (ISLAMIC REPUBLIC OF)	0	179.950	-	0	63.000	-
SAUDI ARABIA	32.308	0	-100,00	42.938	0	-100,00
SYRIA ARAB REPUBLIC	16.660	0	-100,00	17.826	0	-100,00
UNITED ARAB EMIRATES	0	994.736	-	0	1.131.704	-
QATAR	0	2.500.000	-	0	2.522.500	-
SOUTH AFRICA	3	196.520	6550566,67	10	300.760	3007500,00
AUSTRALIA	24.149.495	94.212	-99,61	10.835.125	134.240	-98,76
NEW ZEALAND	142.105	219.829	54,69	176.244	313.340	77,79
FIJI	0	54.010	-	0	123.331	-
EAST TIMOR	1.495.241	2.835.781	89,65	635.552	2.730.512	329,63
UNITED STATES	202.442	26.000	-87,16	93.584	10.000	-89,31
GUATEMALA	0	16.660	-	0	27.220	-
DOMINICAN REPUBLIC	16.660	0	-100,00	19.909	0	-100,00
UNITED KINGDOM	3.003	502	-83,28	32	3.894	12068,75
NETHERLANDS	0	5.000.250	-	0	5.875.016	-
GERMANY, FED. REP. OF	8	0	-100,00	5	0	-100,00
BELGIUM	0	2.100.575	-	0	2.139.140	-
FINLAND	49.295	385.833	682,70	56.978	555.624	875,16
UKRAINE	33.320	16.660	-50,00	39.180	18.243	-53,44
RUSSIA FEDERATION	344.438	484.504	40,67	413.832	659.295	59,31
GAS ALAM	15.887.147.715	15.543.874.519	-2,16	7.009.682.912	10.683.781.680	52,41
JAPAN	10.487.998.990	10.681.897.079	1,85	4.115.411.198	6.398.432.914	55,47
KOREA, REPUBLIC OF	2.929.419.343	2.612.197.882	-10,83	1.568.815.202	2.252.117.544	43,56
CHINA	2.433.674.470	2.194.924.779	-9,81	1.298.913.706	1.971.786.892	51,80
THAILAND	36.053.655	54.783.430	51,95	26.541.632	61.378.737	131,25
SINGAPORE	7	1.249	17742,86	2	219	10850,00
MALAYSIA	1.250	4.100	228,00	1.172	4.471	281,48
EAST TIMOR	0	66.000	-	0	60.903	-
KARET ALAM	7.263.889	8.290.780	14,14	10.102.928	14.890.374	47,39
JAPAN	194.340	480.402	147,20	920.498	1.732.529	88,22
HONG KONG	374.379	841.880	124,87	558.240	1.319.207	136,32
KOREA, REPUBLIC OF	48.034	360.576	650,67	29.755	899.889	2924,33
CHINA	2.248.125	4.091.788	82,01	2.942.791	6.913.165	134,92
SINGAPORE	626.670	676.054	7,88	319.304	340.221	6,55
MALAYSIA	27	25.000	92492,59	315	33.726	10606,67
TURKEY	294.780	804.990	173,08	380.635	1.403.633	268,76
UNITED ARAB EMIRATES	0	12.347	-	0	42.261	-
SOUTH AFRICA	0	60.480	-	0	191.084	-
NEW ZEALAND	0	9.750	-	0	13.503	-
UNITED STATES	2.579.092	182.869	-92,91	3.282.539	580.111	-82,33
BRAZIL	180.964	86.070	-52,44	301.904	158.369	-47,54
MARTINIQUE	92	0	-100,00	157	0	-100,00

TABEL 5. PERKEMBANGAN EKSPOR INDONESIA MENURUT KOMODITI DAN NEGARA TUJUAN

JENIS BARANG	BERAT BERSIH (KG)		PERUB	NILAI FOB (US \$)		PERUB
	JAN-SEP 2007	JAN-SEP 2008	%	JAN-SEP 2007	JAN-SEP 2008	%
(1)	(2)	(3)	(4)	(5)	(6)	(7)
UNITED KINGDOM	40.320	0	-100,00	60.682	0	-100,00
NETHERLANDS	202.760	0	-100,00	527.368	0	-100,00
FRANCE	23	0	-100,00	44	0	-100,00
GERMANY, FED. REP. OF	182.153	553.130	203,66	274.826	1.064.298	287,26
DENMARK	0	63	-	0	10.800	-
FINLAND	600	0	-100,00	594	0	-100,00
ITALY	291.530	105.380	-63,85	503.276	187.576	-62,73
GREECE	0	1	-	0	2	-
KOPI	215.266.043	361.271.441	67,83	426.586.531	772.930.078	81,19
JAPAN	36.787.648	39.073.511	6,21	72.256.797	92.839.322	28,49
HONG KONG	831.966	776.751	-6,64	1.580.278	1.767.685	11,86
KOREA, REPUBLIC OF	501.785	312.578	-37,71	838.429	877.920	4,71
TAIWAN	3.342.297	1.790.357	-46,43	7.799.110	5.142.028	-34,07
CHINA	807.604	1.400.940	73,47	1.365.053	3.059.283	124,11
MACAU	18.000	0	-100,00	31.830	0	-100,00
PAPUA NEW GUINEA	0	1.124	-	0	1.541	-
THAILAND	39.600	6.000	-84,85	18.796	22.500	19,71
SINGAPORE	10.679.346	5.401.965	-49,42	23.730.497	13.316.042	-43,89
PHILIPPINES	5.535.600	8.495.799	53,48	8.992.808	15.610.112	73,58
MALAYSIA	9.547.792	12.661.152	32,61	13.662.919	23.430.360	71,49
INDIA	5.116.780	10.067.159	96,75	7.007.830	18.050.268	157,57
PAKISTAN	0	5.099	-	0	18.707	-
IRAN (ISLAMIC REPUBLIC OF)	1.225.200	1.010.400	-17,53	2.094.451	2.223.881	6,18
SAUDI ARABIA	50.850	21.000	-58,70	127.125	56.700	-55,40
ISRAEL	0	131.760	-	0	340.098	-
JORDAN	0	192.000	-	0	434.043	-
LEBANON	6.886	0	-100,00	15.600	0	-100,00
SYRIA ARAB REPUBLIC	0	96.000	-	0	218.549	-
UNITED ARAB EMIRATES	451.501	565.500	25,25	833.631	1.269.175	52,25
EGYPT	3.820.019	7.743.800	102,72	6.523.697	15.591.648	139,00
MOROCCO	4.618.800	4.528.800	-1,95	7.686.657	9.006.307	17,17
ALGERIA	3.652.800	20.668.200	465,82	5.900.818	42.396.087	618,48
BURKINA FASO	0	17.999	-	0	54.600	-
SOUTH AFRICA	4.096.200	8.238.496	101,13	11.498.646	17.310.629	50,54
AUSTRALIA	2.846.597	8.723.483	206,45	5.736.551	18.772.063	227,24
NEW ZEALAND	272.684	342.632	25,65	803.762	1.241.253	54,43
AMERICAN SAMOA	13.451	0	-100,00	4.917	0	-100,00
FIJI	157	0	-100,00	664	0	-100,00
SOLOMON ISLANDS	0	686	-	0	1.614	-
TUVALU	0	7.604	-	0	12.413	-
UNITED STATES	44.035.320	48.952.937	11,17	111.158.571	131.415.773	18,22
CANADA	1.714.919	1.991.220	16,11	5.071.771	7.061.255	39,23
MEXICO	397.500	3.293.700	728,60	1.204.967	7.297.592	505,63
ARGENTINA	57.600	0	-100,00	68.544	0	-100,00
ECUADOR	604.800	2.332.800	285,71	946.368	4.381.189	362,95
UNITED KINGDOM	5.003.557	11.751.455	134,86	9.550.852	22.168.766	132,11
NETHERLANDS	658.280	1.491.740	126,61	1.717.011	3.952.269	130,18
FRANCE	1.297.283	4.800.000	270,00	2.193.345	9.245.571	321,53
GERMANY, FED. REP. OF	30.970.110	74.041.418	139,07	54.539.337	145.427.352	166,65
AUSTRIA	80	828.252	1035215,00	294	1.388.372	472135,37
BELGIUM	3.256.439	27.580.674	746,96	5.908.212	52.894.391	795,27
SWITZERLAND	1.419.300	1.112.700	-21,60	2.334.602	2.366.987	1,39
DENMARK	501.740	363.760	-27,50	1.016.366	858.348	-15,55
NORWAY	106.500	123.000	15,49	281.813	431.570	53,14
SWEDEN	944.307	904.680	-4,20	2.045.656	2.396.012	17,13
FINLAND	0	230.400	-	0	540.288	-
IRELAND	432.000	200.400	-53,61	1.200.075	693.480	-42,21
ITALY	10.825.139	21.573.470	99,29	18.983.848	44.146.974	132,55
SPAIN	1.021.800	2.024.800	98,16	1.677.122	4.005.257	138,82
PORTUGAL	1.345.920	1.067.900	-20,66	2.264.682	2.253.931	-,47
ICELAND	0	18.000	-	0	64.600	-
GREECE	1.180.200	1.718.700	45,63	2.035.521	3.413.099	67,68
POLAND	2.634.648	995.400	-62,22	3.718.947	1.898.616	-48,95
ROMANIA	3.889.800	3.515.640	-9,62	5.772.870	6.670.711	15,55
BULGARIA	2.890.799	3.892.800	34,66	4.616.621	7.753.342	67,94
ARMENIA	285.000	137.700	-51,68	496.575	362.528	-26,99
UKRAINE	37.999	38.400	1,06	91.556	75.774	-17,24
LATVIA	130.200	219.600	68,66	215.142	385.733	79,29
ESTONIA	278.400	1.256.400	351,29	475.229	2.340.005	392,40
GEORGIA	4.356.840	6.750.500	54,94	6.839.018	13.364.582	95,42
CZECH REPUBLIC	168.000	714.000	325,00	273.210	1.190.314	335,68
RUSSIA FEDERATION	558.000	5.068.200	808,28	1.377.540	9.420.569	583,87
KAYU BULAT	46.506	2.314	-95,02	40.528	36.329	-10,36
JAPAN	20.174	555	-97,25	11.328	13.608	20,13
KOREA, REPUBLIC OF	484	0	-100,00	1.439	0	-100,00
CHINA	3.072	0	-100,00	714	0	-100,00

TABEL 5. PERKEMBANGAN EKSPOR INDONESIA MENURUT KOMODITI DAN NEGARA TUJUAN

JENIS BARANG	BERAT BERSIH (KG)		PERUB	NILAI FOB (US \$)		PERUB
	JAN-SEP 2007	JAN-SEP 2008	%	JAN-SEP 2007	JAN-SEP 2008	%
(1)	(2)	(3)	(4)	(5)	(6)	(7)
THAILAND	10	0	-100,00	82	0	-100,00
SINGAPORE	1.218	135	-88,92	10.754	1.945	-81,91
PHILIPPINES	10	0	-100,00	80	0	-100,00
VIET NAM	18	10	-44,44	268	75	-72,01
INDIA	9	0	-100,00	10	0	-100,00
UNITED ARAB EMIRATES	20.493	0	-100,00	10.001	0	-100,00
AUSTRALIA	0	1.525	-	0	8.381	-
UNITED STATES	5	0	-100,00	89	0	-100,00
ARGENTINA	0	89	-	0	12.320	-
UNITED KINGDOM	148	0	-100,00	5.426	0	-100,00
ITALY	865	0	-100,00	337	0	-100,00
UDANG SEGAR/BEKU	102.609.247	110.921.770	8,10	702.246.102	777.254.630	10,68
JAPAN	30.291.077	29.104.549	-3,92	250.373.025	247.348.703	-1,21
HONG KONG	4.547.642	2.850.589	-37,32	22.333.740	14.434.348	-35,37
KOREA, REPUBLIC OF	484.327	541.517	11,81	3.265.061	3.895.330	19,30
TAIWAN	1.217.707	1.738.584	42,78	2.253.554	5.155.334	128,76
CHINA	1.390.206	4.492.645	223,16	6.469.918	15.349.032	137,24
MACAU	539	10.357	1821,52	2.875	10.565	267,48
THAILAND	122.682	161.857	31,93	1.116.085	1.195.014	7,07
SINGAPORE	2.086.709	1.480.951	-29,03	4.726.719	4.410.614	-6,69
PHILIPPINES	53.995	8.564	-84,14	254.753	72.936	-71,37
MALAYSIA	4.417.720	3.425.130	-22,47	5.790.845	4.067.841	-29,75
CAMBODIA	0	150	-	0	10	-
BRUNEI DARUSSALAM	0	5.486	-	0	68.225	-
VIET NAM	323.313	499.253	54,42	2.994.539	4.817.627	60,88
MALDIVES	4	0	-100,00	18	0	-100,00
INDIA	10.798	0	-100,00	69.985	0	-100,00
PAKISTAN	0	25	-	0	32	-
SRI LANKA	13.168	0	-100,00	9.869	0	-100,00
KUWAIT	11.410	731	-93,59	36.277	629	-98,27
JORDAN	0	236	-	0	647	-
LEBANON	0	31.831	-	0	88.717	-
SYRIA ARAB REPUBLIC	0	101	-	0	977	-
TURKEY	98.876	45.582	-53,90	162.570	89.318	-45,06
UNITED ARAB EMIRATES	46.801	246.833	427,41	333.761	976.466	192,56
CYPRUS	56.493	62.605	10,82	384.177	385.021	,22
EGYPT	510.558	484.277	-5,15	2.917.064	3.004.392	2,99
REUNION	207.672	190.256	-8,39	1.568.998	1.708.749	8,91
SOUTH AFRICA	12.623	2.386	-81,10	53.333	4.807	-90,99
MAURITIUS	76.772	67.836	-11,64	497.854	446.852	-10,24
AUSTRALIA	492.153	367.099	-25,41	3.445.748	2.260.981	-34,38
NEW ZEALAND	90.352	39.719	-56,04	436.278	185.671	-57,44
GUAM	0	660	-	0	21.545	-
AMERICAN SAMOA	0	5	-	0	5	-
EAST TIMOR	392	0	-100,00	1.110	0	-100,00
UNITED STATES	36.279.398	47.617.635	31,25	271.638.309	354.496.468	30,50
CANADA	351.802	299.068	-14,99	2.110.863	1.599.041	-24,25
VENEZUELA	0	75	-	0	60	-
BRAZIL	0	1.035	-	0	1.522	-
PERU	16.634	269	-98,38	88.716	644	-99,27
TRINIDAD AND TOBAGO	0	16.798	-	0	112.030	-
PUERTO RICO	641.324	727.800	13,48	3.604.542	4.788.424	32,84
DOMINICAN REPUBLIC	10.635	16.329	53,54	44.604	109.920	146,44
NETHERLANDS ANTILLES	17.990	12.880	-28,40	137.851	84.852	-38,45
UNITED KINGDOM	5.671.366	5.053.965	-10,89	35.757.887	34.208.331	-4,33
NETHERLANDS	673.063	877.521	30,38	3.938.292	5.128.715	30,23
FRANCE	565.119	494.143	-12,56	3.454.225	3.118.664	-9,71
GERMANY, FED. REP. OF	1.094.234	1.315.477	20,22	7.512.906	9.293.650	23,70
AUSTRIA	0	2.236	-	0	3.518	-
BELGIUM	8.555.598	6.262.444	-26,80	52.704.196	42.575.989	-19,22
SWITZERLAND	112.029	82.004	-26,80	811.555	534.587	-34,13
DENMARK	204.242	217.693	6,59	1.349.358	1.393.570	3,28
NORWAY	0	2.592	-	0	4.958	-
SWEDEN	155.755	94.522	-39,31	1.339.524	843.958	-37,00
FINLAND	0	17.400	-	0	243.825	-
IRELAND	0	15.511	-	0	245.071	-
ITALY	1.034.345	1.458.534	41,01	4.035.971	5.272.011	30,63
SPAIN	120.506	202.195	67,79	870.011	1.339.870	54,01
PORTUGAL	120.000	28.327	-76,39	372.500	83.296	-77,64
GREECE	25.200	11.933	-52,65	209.973	67.367	-67,92
HUNGARY	0	1.733	-	0	2.539	-
POLAND	0	709	-	0	1.341	-
UKRAINE	8.901	27.199	205,57	90.891	177.292	95,06
LITHUANIA	42.030	666	-98,42	345.121	1.492	-99,57
LATVIA	86.468	0	-100,00	493.746	0	-100,00
GEORGIA	90.936	0	-100,00	543.337	0	-100,00
CROATIA	0	427	-	0	693	-

TABEL 5. PERKEMBANGAN EKSPOR INDONESIA MENURUT KOMODITI DAN NEGARA TUJUAN

JENIS BARANG	BERAT BERSIH (KG)		PERUB	NILAI FOB (US \$)		PERUB
	JAN-SEP 2007	JAN-SEP 2008	%	JAN-SEP 2007	JAN-SEP 2008	%
(1)	(2)	(3)	(4)	(5)	(6)	(7)
CZECH REPUBLIC	0	346	-	0	1.992	-
RUSSIA FEDERATION	167.683	202.490	20,76	1.293.568	1.518.552	17,39
TEH	37.600.434	64.969.386	72,79	49.828.425	95.377.879	91,41
JAPAN	224.290	832.863	271,33	372.122	1.364.118	266,58
HONG KONG	2.603	79.010	2935,34	7.978	36.506	357,58
KOREA, REPUBLIC OF	10.617	12.288	15,74	17.221	21.051	22,24
TAIWAN	155.746	582.465	273,98	259.333	668.823	157,90
CHINA	109.070	293.042	168,67	99.978	350.882	250,96
THAILAND	99	0	-100,00	698	0	-100,00
SINGAPORE	397.211	398.354	,29	506.303	590.523	16,63
PHILIPPINES	74	0	-100,00	560	0	-100,00
MALAYSIA	4.476.222	5.709.464	27,55	5.089.384	8.060.745	58,38
BRUNEI DARUSSALAM	0	3.893	-	0	4.645	-
VIET NAM	1	12.000	1199900,00	3	23.880	795900,00
MALDIVES	0	154	-	0	409	-
INDIA	883.656	2.844.710	221,93	970.422	3.544.825	265,29
PAKISTAN	5.804.312	10.079.845	73,66	9.661.737	17.418.880	80,29
SRI LANKA	297.191	262.240	-11,76	395.645	444.945	12,46
AFGHANISTAN	358.793	399.454	11,33	481.344	546.496	13,54
IRAN (ISLAMIC REPUBLIC OF)	66.000	24.000	-63,64	87.962	41.745	-52,54
SAUDI ARABIA	141.275	276.782	95,92	162.528	420.356	158,64
ISRAEL	0	250.640	-	0	343.882	-
KUWAIT	11	0	-100,00	10	0	-100,00
JORDAN	18.480	19.400	4,98	26.265	29.356	11,77
SYRIA ARAB REPUBLIC	0	25.600	-	0	52.464	-
TURKEY	31.600	379.720	1101,65	40.865	627.782	1436,23
UNITED ARAB EMIRATES	1.426.084	3.722.332	161,02	1.508.087	5.150.047	241,50
EGYPT	421.920	1.077.400	155,36	534.347	1.735.287	224,75
SOMALIA	0	60.700	-	0	37.330	-
KENYA	60.250	256.000	324,90	36.749	176.040	379,03
NIGERIA	48.400	0	-100,00	72.820	0	-100,00
UGANDA	45	0	-100,00	422	0	-100,00
DJIBOUTI	123.900	245.534	98,17	73.494	169.408	130,51
SOUTH AFRICA	240.000	334.680	39,45	429.336	774.154	80,31
AUSTRALIA	140.658	468.027	232,74	256.186	743.087	190,06
NEW ZEALAND	451.299	447.432	-86	485.934	507.809	4,50
VANUATU	0	113	-	0	171	-
FIJI	22.000	86.060	291,18	28.020	121.314	332,96
SAMOA	0	5.350	-	0	8.050	-
EAST TIMOR	39.410	0	-100,00	49.536	0	-100,00
UNITED STATES	3.354.836	4.594.068	36,94	4.918.340	6.756.589	37,38
CANADA	304.408	459.724	51,02	401.034	640.765	59,78
GUATEMALA	21.200	0	-100,00	26.203	0	-100,00
SURINAME	180	0	-100,00	88	0	-100,00
CHILE	83.202	329.210	295,68	111.415	546.487	390,50
BRAZIL	11.000	0	-100,00	12.540	0	-100,00
UNITED KINGDOM	4.655.475	6.293.372	35,18	5.970.668	9.030.034	51,24
NETHERLANDS	1.672.105	2.836.908	69,66	2.056.519	4.234.865	105,92
FRANCE	0	20.111	-	0	54.064	-
GERMANY, FED. REP. OF	4.046.363	6.215.157	53,60	4.672.968	7.659.777	63,92
SWITZERLAND	0	327	-	0	755	-
DENMARK	0	47.000	-	0	86.556	-
SWEDEN	10.700	10.400	-2,80	12.798	10.483	-18,09
FINLAND	71.000	0	-100,00	89.740	0	-100,00
IRELAND	37.200	0	-100,00	50.620	0	-100,00
ITALY	25.017	22.571	-9,78	40.040	46.709	16,66
SPAIN	7.003	14.054	100,69	12.706	22.290	75,43
POLAND	1.095.458	2.493.156	127,59	1.264.513	4.393.971	247,48
KAZAKHSTAN	0	118.500	-	0	171.059	-
KYRGYZSTAN	0	83.955	-	0	152.772	-
UKRAINE	713.697	540.429	-24,28	932.661	730.467	-21,68
UZBEKISTAN	0	76.800	-	0	138.744	-
LATVIA	70.617	98.448	39,41	101.307	166.041	63,90
CZECH REPUBLIC	0	1.921	-	0	17.981	-
RUSSIA FEDERATION	5.469.756	11.523.723	110,68	7.498.976	16.502.460	120,06
-LADA HITAM	11.060.955	29.653.410	168,09	29.056.642	90.040.277	209,88
JAPAN	208.936	351.167	68,07	683.189	1.467.323	114,78
HONG KONG	31.000	62.478	101,54	84.560	211.691	150,34
KOREA, REPUBLIC OF	175.952	207.000	17,65	593.615	752.127	26,70
TAIWAN	198.450	107.500	-45,83	409.400	180.150	-56,00
CHINA	0	30.000	-	0	108.995	-
SINGAPORE	584.645	1.444.947	147,15	1.016.535	4.135.992	306,87
PHILIPPINES	8.195	139.165	1598,17	12.253	34.183	178,98
MALAYSIA	87.387	26.731	-69,41	203.486	87.283	-57,11
NEPAL	0	140.400	-	0	481.409	-
VIET NAM	354.299	2.376.607	570,79	1.072.078	8.056.524	651,49

TABEL 5. PERKEMBANGAN EKSPOR INDONESIA MENURUT KOMODITI DAN NEGARA TUJUAN

JENIS BARANG	BERAT BERSIH (KG)		PERUB	NILAI FOB (US \$)		PERUB
	JAN-SEP 2007	JAN-SEP 2008	%	JAN-SEP 2007	JAN-SEP 2008	%
	(1)	(2)	(3)	(4)	(5)	(6)
INDIA	699.533	3.660.500	423,28	1.403.579	12.191.288	768,59
PAKISTAN	29.881	60.000	100,80	74.261	201.150	170,87
KUWAIT	1.626	0	-100,00	3.500	0	-100,00
EGYPT	8.095	0	-100,00	4.000	0	-100,00
BENIN	0	19.050	-	0	55.245	-
NIGER	40.000	0	-100,00	97.800	0	-100,00
SOUTH AFRICA	50.938	28.657	-43,74	113.975	13.378	-88,26
AUSTRALIA	71.465	254.791	256,53	225.857	987.412	337,18
UNITED STATES	7.780.105	18.428.755	136,87	20.662.562	53.235.552	157,64
CANADA	163.058	105.652	-35,21	543.695	370.502	-31,85
DOMINICAN REPUBLIC	0	4.685	-	0	15.750	-
NETHERLANDS	150.705	787.000	422,21	449.274	2.787.351	520,41
FRANCE	100.950	590.277	484,72	305.833	2.029.994	563,76
GERMANY, FED. REP. OF	136.000	202.375	48,81	398.600	719.358	80,47
BELGIUM	0	3.054	-	0	7.375	-
ITALY	0	61.000	-	0	226.804	-
PORTUGAL	15.000	2.518	-83,21	42.950	5.263	-87,75
BULGARIA	0	34.949	-	0	82.163	-
UKRAINE	0	13.000	-	0	48.750	-
RUSSIA FEDERATION	164.735	511.152	210,29	655.640	1.547.265	135,99
-LADA PUTIH	12.017.241	13.186.652	9,73	52.113.457	62.214.429	19,38
JAPAN	855.316	977.504	14,29	3.723.968	4.823.922	29,54
HONG KONG	61.192	48.998	-19,93	254.625	253.150	-,58
KOREA, REPUBLIC OF	57.392	16.765	-70,79	231.610	66.175	-71,43
TAIWAN	204.000	187.000	-8,33	788.262	807.520	2,44
CHINA	17.000	34.000	100,00	80.750	177.750	120,12
SINGAPORE	3.484.150	2.501.040	-28,22	15.253.439	12.127.101	-20,50
PHILIPPINES	16.408	9.322	-43,19	24.381	25.030	2,66
MALAYSIA	328.886	262.031	-20,33	1.335.264	1.303.296	-2,39
NEPAL	8.000	0	-100,00	41.405	0	-100,00
VIET NAM	357.724	774.500	116,51	1.572.614	3.809.678	142,25
INDIA	384.754	670.855	74,36	1.709.496	3.201.039	87,25
PAKISTAN	0	3.688	-	0	9.029	-
SAUDI ARABIA	17.000	0	-100,00	84.150	0	-100,00
KUWAIT	929	0	-100,00	2.000	0	-100,00
MOROCCO	4.845	0	-100,00	9.765	0	-100,00
NIGERIA	100	633	533,00	700	4.900	600,00
SOUTH AFRICA	49.000	466.000	851,02	170.550	1.190.548	598,06
AUSTRALIA	108.000	202.000	87,04	528.365	1.048.544	98,45
EAST TIMOR	4	0	-100,00	8	0	-100,00
UNITED STATES	2.188.999	3.089.000	41,11	9.859.820	15.464.665	56,85
CANADA	16.000	92.733	479,58	76.800	472.944	515,81
DOMINICAN REPUBLIC	16.999	19.511	14,78	53.300	68.370	28,27
UNITED KINGDOM	30.000	115.000	283,33	138.575	342.140	146,90
NETHERLANDS	1.817.539	1.568.000	-13,73	7.674.336	7.679.682	,07
FRANCE	17.000	134.000	688,24	78.200	724.460	826,42
GERMANY, FED. REP. OF	1.611.000	1.561.502	-3,07	6.996.289	6.572.385	-6,06
BELGIUM	255.000	272.000	6,67	947.180	1.257.236	32,73
DENMARK	0	15.000	-	0	75.000	-
ITALY	0	81.000	-	0	306.622	-
SPAIN	47.000	49.000	4,26	228.980	256.330	11,94
PORTUGAL	22.004	20.570	-6,52	53.600	83.288	55,39
POLAND	41.000	0	-100,00	195.025	0	-100,00
BULGARIA	0	15.000	-	0	63.625	-
-KAYU MANIS DAN BUNGANYA	28.022.206	21.935.107	-21,72	20.130.445	19.584.322	-2,71
JAPAN	13.150	5.575	-57,60	17.074	8.695	-49,07
KOREA, REPUBLIC OF	60.418	180.734	199,14	58.390	143.210	145,26
TAIWAN	11.602	20.260	74,63	9.318	8.638	-7,30
CHINA	55.350	0	-100,00	42.660	0	-100,00
THAILAND	1.325.097	1.273.354	-3,90	943.339	1.224.321	29,79
SINGAPORE	710.463	501.356	-29,43	478.722	396.386	-17,20
PHILIPPINES	692	720	4,05	1.400	1.908	36,29
MALAYSIA	806.945	1.076.815	33,44	518.631	958.810	84,87
VIET NAM	36.887	314.689	753,12	22.698	172.363	659,38
MALDIVES	0	1.099	-	0	2.102	-
INDIA	9.472.145	596.828	-93,70	6.259.731	501.633	-91,99
PAKISTAN	24.100	0	-100,00	15.608	0	-100,00
IRAN (ISLAMIC REPUBLIC OF)	64.000	0	-100,00	49.600	0	-100,00
SAUDI ARABIA	26.750	10.000	-62,62	17.650	9.690	-45,10
ISRAEL	0	171.680	-	0	120.309	-
JORDAN	72.000	20.445	-71,60	28.500	20.662	-27,50
YEMEN	4.970	7.278	46,44	3.728	5.501	47,56
OMAN	0	12.450	-	0	6.583	-
SYRIA ARAB REPUBLIC	100.000	163.549	63,55	44.860	113.311	152,59
TURKEY	166.000	110.832	-33,23	84.661	47.352	-44,07
UNITED ARAB EMIRATES	784.359	404.018	-48,49	369.456	241.151	-34,73

TABEL 5. PERKEMBANGAN EKSPOR INDONESIA MENURUT KOMODITI DAN NEGARA TUJUAN

JENIS BARANG	BERAT BERSIH (KG)		PERUB	NILAI FOB (US \$)		PERUB
	JAN-SEP 2007	JAN-SEP 2008	%	JAN-SEP 2007	JAN-SEP 2008	%
(1)	(2)	(3)	(4)	(5)	(6)	(7)
EGYPT	200.726	78.089	-61,10	119.563	75.788	-36,61
LIBYAN ARAB JAMAHIRIYA	42.000	20.000	-52,38	17.550	18.400	4,84
MOROCCO	61.000	441.500	623,77	21.885	270.385	1135,48
TUNISIA	57.950	60.000	3,54	49.399	60.879	23,24
ALGERIA	342.401	207.870	-39,29	201.256	202.335	,54
REUNION	10.385	280	-97,30	5.816	133	-97,71
SOUTH AFRICA	82.999	109.529	31,96	52.595	92.495	75,86
MAURITIUS	23.150	16.008	-30,85	17.757	16.415	-7,56
AUSTRALIA	3.536	30.554	764,08	4.353	43.470	898,62
NEW ZEALAND	76	0	-100,00	844	0	-100,00
EAST TIMOR	29.000	0	-100,00	26.615	0	-100,00
UNITED STATES	7.423.450	9.264.745	24,80	6.573.096	8.826.886	34,29
CANADA	352.947	380.352	7,76	235.611	333.657	41,61
MEXICO	104.000	52.000	-50,00	59.785	31.100	-47,98
PANAMA	0	10.000	-	0	17.350	-
SURINAME	204	207	1,47	1.200	810	-32,50
VENEZUELA	233.159	410.985	76,27	129.655	368.484	184,20
ARGENTINA	0	73	-	0	202	-
BRAZIL	790.185	944.098	19,48	471.850	750.619	59,08
COLOMBIA	0	46.000	-	0	28.830	-
PUERTO RICO	9.500	0	-100,00	8.865	0	-100,00
DOMINICAN REPUBLIC	616.888	847.407	37,37	363.497	625.079	71,96
DOMINICA	36.000	72.000	100,00	6.480	17.280	166,67
UNITED KINGDOM	43.100	35.000	-18,79	39.608	23.645	-40,30
NETHERLANDS	1.377.913	1.404.148	1,90	988.478	1.144.033	15,74
FRANCE	426.000	547.223	28,46	356.352	493.759	38,56
GERMANY, FED. REP. OF	729.836	705.493	-3,34	561.484	737.241	31,30
AUSTRIA	13	46	253,85	49	144	193,88
BELGIUM	153.106	397.975	159,93	96.768	386.111	299,01
DENMARK	80.000	0	-100,00	40.650	0	-100,00
NORWAY	27.000	9.000	-66,67	23.487	8.460	-63,98
SWEDEN	23.001	14.558	-36,71	12.194	20.325	66,68
FINLAND	19.999	0	-100,00	12.353	0	-100,00
IRELAND	0	15.000	-	0	102.975	-
ITALY	101.788	90.394	-11,19	111.723	115.648	3,51
SPAIN	123.800	97.000	-21,65	65.598	66.038	,67
PORTUGAL	165.224	161.000	-2,56	112.278	196.566	75,07
GREECE	275.994	351.190	27,25	202.482	345.472	70,62
POLAND	149.300	99.681	-33,23	91.346	71.971	-21,21
ROMANIA	35.726	0	-100,00	17.139	0	-100,00
RUSSIA FEDERATION	135.922	144.020	5,96	64.758	108.712	67,87
-BIJI PALA & BUNGANYA DAN KAPU	14.556.552	13.745.564	-5,57	43.907.464	45.845.555	4,41
JAPAN	391.145	413.221	5,64	3.080.610	3.299.805	7,12
HONG KONG	26.913	2.587	-90,39	71.109	22.063	-68,97
KOREA, REPUBLIC OF	309.372	255.718	-17,34	417.120	429.067	2,86
TAIWAN	4.944	906	-81,67	5.403	6.255	15,77
CHINA	28.018	36.477	30,19	10.372	77.824	650,33
THAILAND	111.096	151.254	36,15	460.964	782.851	69,83
SINGAPORE	890.431	824.554	-7,40	3.920.032	4.671.569	19,17
PHILIPPINES	51.552	52.406	1,66	115.142	162.235	40,90
MALAYSIA	790.578	705.415	-10,77	1.867.937	1.863.433	-,24
MYANMAR (FORM. BURMA)	27.989	6.247	-77,68	79.623	21.106	-73,49
VIET NAM	5.516.636	4.960.717	-10,08	7.328.443	8.568.882	16,93
MALDIVES	0	121	-	0	163	-
INDIA	940.625	887.054	-5,70	3.157.760	2.884.963	-8,64
PAKISTAN	138.244	126.495	-8,50	609.632	696.405	14,23
BANGLADESH	138.576	129.252	-6,73	694.808	536.370	-22,80
AFGHANISTAN	16.000	8.000	-50,00	110.400	64.000	-42,03
SAUDI ARABIA	51.212	425	-99,17	28.917	213	-99,26
ISRAEL	0	9.987	-	0	49.136	-
KUWAIT	799	0	-100,00	2.231	0	-100,00
JORDAN	0	3.275	-	0	8.115	-
LEBANON	14.999	0	-100,00	61.000	0	-100,00
YEMEN	0	3.146	-	0	9.778	-
UNITED ARAB EMIRATES	53.825	147.987	174,94	127.008	435.924	243,23
QATAR	585	0	-100,00	654	0	-100,00
EGYPT	0	14.445	-	0	51.421	-
MOROCCO	92.730	98.376	6,09	280.614	370.380	31,99
GHANA	45.000	44.998	-,00	235.000	254.850	8,45
NIGERIA	53.220	46.738	-12,18	152.663	171.800	12,54
BENIN	54.246	69.334	27,81	15.150	21.111	39,35
SOUTH AFRICA	69.000	15.000	-78,26	363.200	100.500	-72,33
AUSTRALIA	87.050	111.472	28,06	250.778	418.589	66,92
UNITED STATES	664.236	1.081.200	62,77	2.327.105	3.976.002	70,86
CANADA	23.974	27.950	16,58	96.103	88.139	-8,29
MEXICO	0	11.821	-	0	8.827	-
CHILE	0	14.168	-	0	67.315	-

TABEL 5. PERKEMBANGAN EKSPOR INDONESIA MENURUT KOMODITI DAN NEGARA TUJUAN

JENIS BARANG	BERAT BERSIH (KG)		PERUB	NILAI FOB (US \$)		PERUB
	JAN-SEP 2007	JAN-SEP 2008	%	JAN-SEP 2007	JAN-SEP 2008	%
	(1)	(2)	(3)	(4)	(5)	(6)
ARGENTINA	71.639	255.429	256,55	187.164	397.743	112,51
BRAZIL	24.000	31.040	29,33	66.680	145.474	118,17
DOMINICAN REPUBLIC	19.059	20.355	6,80	57.640	72.125	25,13
UNITED KINGDOM	4.765	2.488	-47,79	22.743	10.117	-55,52
NETHERLANDS	1.707.587	1.355.297	-20,63	7.319.048	5.590.125	-23,62
FRANCE	95.447	39.179	-58,95	514.925	297.172	-42,29
GERMANY, FED. REP. OF	568.596	489.696	-13,88	2.805.433	2.664.948	-5,01
AUSTRIA	90	16	-82,22	333	53	-84,08
BELGIUM	774.891	592.941	-23,48	3.983.162	3.384.601	-15,03
SWITZERLAND	0	1	-	0	1	-
ITALY	404.408	368.322	-8,92	2.246.080	1.904.215	-15,22
SPAIN	130.009	142.474	9,59	400.644	705.705	76,14
PORTUGAL	15.000	0	-100,00	42.750	0	-100,00
DEMOCRATIC REPUBLIC OF THE CO	0	8.433	-	0	2.430	-
POLAND	13.650	0	-100,00	47.434	0	-100,00
UKRAINE	13.500	28.500	111,11	40.712	91.370	124,43
RUSSIA FEDERATION	120.916	150.647	24,59	302.938	460.385	51,97
-PANILI	166.251	122.331	-26,42	1.983.225	1.632.957	-17,66
JAPAN	820	323	-60,61	23.485	5.887	-74,93
HONG KONG	142	166	16,90	5.051	2.110	-58,23
TAIWAN	320	45	-85,94	5.490	1.846	-66,38
CHINA	635	1.205	89,76	14.708	28.444	93,39
SINGAPORE	120	570	375,00	3.464	5.260	51,85
MALAYSIA	6.541	3.464	-47,04	30.830	10.213	-66,87
TURKEY	150	0	-100,00	3.000	0	-100,00
AUSTRALIA	436	502	15,14	9.393	11.415	21,53
UNITED STATES	141.770	96.913	-31,64	1.678.072	1.185.914	-29,33
CANADA	4.473	1	-99,98	20.000	2	-99,99
MEXICO	0	50	-	0	200	-
BRAZIL	1.398	0	-100,00	17.020	0	-100,00
DOMINICA	520	270	-48,08	18.157	8.120	-55,28
UNITED KINGDOM	2.792	2.875	2,97	81.319	68.180	-16,16
NETHERLANDS	342	11.000	3116,37	3.292	225.500	6749,94
FRANCE	0	400	-	0	3.300	-
GERMANY, FED. REP. OF	4.855	4.547	-6,34	57.973	76.566	32,07
SWITZERLAND	785	0	-100,00	5.923	0	-100,00
SWEDEN	152	0	-100,00	6.048	0	-100,00
-LAINNYA	11.487.336	17.043.705	48,37	19.323.360	17.990.412	-6,90
JAPAN	242.993	315.516	29,85	309.120	400.133	29,44
HONG KONG	52.699	37.294	-29,23	183.226	158.854	-13,30
KOREA, REPUBLIC OF	83.174	23.863	-71,31	88.643	38.037	-57,09
TAIWAN	82.094	90.507	10,25	164.726	293.176	77,98
CHINA	87.367	160.946	84,22	106.096	31.742	-70,08
THAILAND	39.528	62.914	59,16	161.378	179.263	11,08
SINGAPORE	1.982.372	972.256	-50,95	3.259.611	1.115.192	-65,79
PHILIPPINES	742	51.495	6840,03	1.527	20.557	1246,23
MALAYSIA	1.126.370	2.140.502	90,04	1.053.016	1.650.863	56,77
MYANMAR (FORM. BURMA)	7.490	6.738	-10,04	1.397	22.763	1529,42
BRUNEI DARUSSALAM	12.252	29.574	141,38	270.503	59.098	-78,15
NEPAL	40.500	45.558	12,49	64.448	51.066	-20,76
VIET NAM	1.384.935	1.233.075	-10,97	1.496.967	1.483.833	-,88
MALDIVES	0	21	-	0	86	-
INDIA	2.371.524	1.995.760	-15,84	3.442.297	3.404.064	-1,11
PAKISTAN	193.210	473.231	144,93	464.889	236.869	-49,05
BANGLADESH	613.613	6.505.115	960,13	577.841	2.536.934	339,04
SAUDI ARABIA	1.291.938	629.825	-51,25	3.229.006	1.118.158	-65,37
ISRAEL	0	10.000	-	0	2.300	-
KUWAIT	24.461	0	-100,00	69.053	0	-100,00
JORDAN	20.000	42.301	111,51	4.600	36.237	687,76
LEBANON	8.500	0	-100,00	2.508	0	-100,00
YEMEN	48.048	18.114	-62,30	113.490	53.325	-53,01
SYRIA ARAB REPUBLIC	57.899	249.550	331,01	32.285	75.342	133,37
TURKEY	11.500	0	-100,00	39.836	0	-100,00
UNITED ARAB EMIRATES	340.081	372.022	9,39	308.780	246.505	-20,17
QATAR	2.872	0	-100,00	2.732	0	-100,00
BAHRAIN	1.260	8.000	534,92	393	1.200	205,34
EGYPT	205.399	283.291	37,92	90.570	168.187	85,70
MOROCCO	14.000	0	-100,00	12.350	0	-100,00
TANZANIA, UNITED REPUBLIC OF	0	45	-	0	10	-
TOGO	0	24.143	-	0	86.195	-
NIGERIA	26.190	0	-100,00	40.410	0	-100,00
BENIN	48.000	0	-100,00	31.800	0	-100,00
SOUTH AFRICA	9.890	66.520	572,60	5.716	22.338	290,80
AUSTRALIA	102.606	60.667	-40,87	334.024	221.835	-33,59
NEW ZEALAND	5.520	7.034	27,43	32.400	55.012	69,79
MICRONESIA, FEDERATED STATES C	0	94	-	0	154	-

TABEL 5. PERKEMBANGAN EKSPOR INDONESIA MENURUT KOMODITI DAN NEGARA TUJUAN

JENIS BARANG	BERAT BERSIH (KG)		PERUB	NILAI FOB (US \$)		PERUB
	JAN-SEP 2007	JAN-SEP 2008	%	JAN-SEP 2007	JAN-SEP 2008	%
	(1)	(2)	(3)	(4)	(5)	(6)
UNITED STATES	532.466	528.983	-,65	2.046.990	2.230.695	8,97
CANADA	9.098	12.092	32,91	6.257	13.112	109,56
MEXICO	26.050	4.178	-83,96	6.926	3.120	-54,95
ARGENTINA	430	530	23,26	919	1.023	11,32
BRAZIL	35.482	49.012	38,13	204.957	238.940	16,58
COSTA RICA	9.471	0	-100,00	9.750	0	-100,00
UNITED KINGDOM	4.733	39.347	731,33	22.594	150.373	565,54
NETHERLANDS	168.971	261.369	54,68	476.164	328.643	-30,98
FRANCE	50.391	103.083	104,57	360.093	788.981	119,10
GERMANY, FED. REP. OF	67.330	30.626	-54,51	170.854	38.168	-77,66
AUSTRIA	363	143	-60,61	847	453	-46,52
BELGIUM	30.200	25.013	-17,18	8.200	20.262	147,10
SWITZERLAND	0	809	-	0	2.838	-
SWEDEN	2	0	-100,00	7	0	-100,00
ITALY	108	319	195,37	315	1.025	225,40
SPAIN	7.079	46.521	557,17	4.469	376.688	8328,91
PORTUGAL	0	1.441	-	0	3.013	-
GREECE	2	3	50,00	5	9	80,00
POLAND	0	11.533	-	0	5.353	-
UKRAINE	6.000	8.050	34,17	8.086	16.076	98,81
LATVIA	0	4.674	-	0	2.283	-
CROATIA	0	8	-	0	29	-
RUSSIA FEDERATION	133	0	-100,00	289	0	-100,00
TEBAKAU	18.814.505	21.688.353	15,27	40.472.716	51.560.545	27,40
JAPAN	90.447	70.380	-22,19	187.142	141.595	-24,34
CHINA	158.060	343.855	117,55	673.280	2.172.382	222,66
SINGAPORE	94.142	6.068	-93,55	114.371	6.595	-94,23
PHILIPPINES	898.962	1.439.672	60,15	1.038.108	2.985.995	187,64
MALAYSIA	737.152	1.112.742	50,95	675.357	2.907.658	330,54
CAMBODIA	0	13.920	-	0	31.416	-
VIET NAM	784.576	399.968	-49,02	827.424	353.620	-57,26
PAKISTAN	403	0	-100,00	705	0	-100,00
SRI LANKA	328.759	359.451	9,34	4.481.930	5.469.384	22,03
YEMEN	0	9	-	0	60	-
UNITED ARAB EMIRATES	0	267.000	-	0	620.010	-
EGYPT	352.711	1.753.288	397,09	376.468	3.327.070	783,76
TUNISIA	175.000	319.800	82,74	151.399	609.696	302,71
ALGERIA	100.058	0	-100,00	168.030	0	-100,00
SOUTH AFRICA	60.000	437.199	628,67	40.000	956.262	2290,66
AUSTRALIA	13.440	76.800	471,43	8.736	449.280	5042,86
UNITED STATES	2.713.688	3.966.969	46,18	3.897.234	5.304.645	36,11
HONDURAS	41.704	100.629	141,29	289.770	457.393	57,85
NICARAGUA	36.090	263.096	629,00	82.063	1.025.201	1149,29
ARGENTINA	200	0	-100,00	1.817	0	-100,00
BRAZIL	0	2.405	-	0	1.567	-
URUGUAY	600	0	-100,00	630	0	-100,00
PARAGUAY	160.000	136.620	-14,61	132.000	351.987	166,66
PUERTO RICO	593.995	486.337	-18,12	1.024.149	974.380	-4,86
DOMINICAN REPUBLIC	105.540	287.976	172,86	840.553	2.454.802	192,05
UNITED KINGDOM	289.440	368.377	27,27	197.269	570.739	189,32
NETHERLANDS	1.169.279	645.663	-44,78	2.740.474	1.861.491	-32,07
FRANCE	669.900	307.638	-54,08	966.724	692.459	-28,37
GERMANY, FED. REP. OF	1.891.099	531.795	-71,88	8.612.644	4.022.441	-53,30
BELGIUM	2.417.302	3.752.915	55,25	7.439.295	9.818.950	31,99
SWITZERLAND	15.876	63.450	299,66	82.783	249.319	201,17
DENMARK	84.218	0	-100,00	447.232	0	-100,00
NORWAY	59.539	0	-100,00	179.213	0	-100,00
IRELAND	176.219	19.800	-88,76	433.224	65.340	-84,92
ITALY	165.317	72.377	-56,22	341.945	166.218	-51,39
SPAIN	293.184	332.256	13,33	1.318.571	711.329	-46,05
PORTUGAL	500	0	-100,00	4.180	0	-100,00
POLAND	37.272	0	-100,00	55.216	0	-100,00
KAZAKHSTAN	19.875	0	-100,00	16.298	0	-100,00
UKRAINE	307.847	272.520	-11,48	211.040	254.576	20,63
LITHUANIA	0	120.179	-	0	86.122	-
LATVIA	208.075	60.000	-71,16	50.111	43.200	-13,79
RUSSIA FEDERATION	3.564.036	3.297.199	-7,49	2.365.331	2.417.363	2,20
BIJI COKLAT	296.748.317	272.737.934	-8,09	469.535.211	612.258.069	30,40
JAPAN	448.500	338.475	-24,53	899.242	993.833	10,52
HONG KONG	0	18.000	-	0	2.376	-
KOREA, REPUBLIC OF	0	3	-	0	17	-
TAIWAN	20.010	1.258	-93,71	1.921	2.387	24,26
CHINA	13.808.112	13.514.535	-2,13	21.739.230	30.166.786	38,77
THAILAND	5.090.490	5.938.477	16,66	5.704.500	12.422.040	117,76
SINGAPORE	32.008.915	31.355.636	-2,04	52.768.391	73.915.000	40,07
PHILIPPINES	107.960	0	-100,00	5.200	0	-100,00

TABEL 5. PERKEMBANGAN EKSPOR INDONESIA MENURUT KOMODITI DAN NEGARA TUJUAN

JENIS BARANG	BERAT BERSIH (KG)		PERUB	NILAI FOB (US \$)		PERUB
	JAN-SEP 2007	JAN-SEP 2008	%	JAN-SEP 2007	JAN-SEP 2008	%
	(1)	(2)	(3)	(4)	(5)	(6)
MALAYSIA	147.547.745	167.670.624	13,64	231.524.966	370.448.813	60,00
INDIA	29.000	650.000	2141,38	16.030	1.341.274	8267,27
SRI LANKA	0	60.000	-	0	176.500	-
SAUDI ARABIA	28.000	0	-100,00	25.050	0	-100,00
UNITED ARAB EMIRATES	15.000	1	-99,99	28.900	1	-100,00
EGYPT	90.000	0	-100,00	61.950	0	-100,00
AUSTRALIA	9.000	0	-100,00	97.099	0	-100,00
UNITED STATES	41.808.507	21.960.818	-47,47	61.769.674	53.423.494	-13,51
CANADA	1.000.000	10.000.000	900,00	1.839.902	19.584.195	964,42
MEXICO	4.000.000	25.000	-99,38	7.363.500	54.165	-99,26
BRAZIL	33.487.440	20.417.590	-39,03	59.353.459	47.694.235	-19,64
COLOMBIA	11.750.000	0	-100,00	16.885.500	0	-100,00
PERU	1.500.000	0	-100,00	2.143.700	0	-100,00
COSTA RICA	0	16.000	-	0	11.840	-
NETHERLANDS ANTILLES	12.500	0	-100,00	43.400	0	-100,00
UNITED KINGDOM	0	500	-	0	32	-
NETHERLANDS	580.814	202.071	-65,21	1.114.362	684.817	-38,55
FRANCE	8	61.706	771225,00	15	101.882	679113,33
GERMANY, FED. REP. OF	402.991	388.204	-3,67	665.163	1.138.451	71,15
BELGIUM	2.290.755	0	-100,00	4.416.881	0	-100,00
DENMARK	0	4	-	0	11	-
SWEDEN	9	0	-100,00	221	0	-100,00
ITALY	62.449	32	-99,95	107.354	112	-99,90
SPAIN	450.112	119.000	-73,56	625.101	95.808	-84,67
POLAND	200.000	0	-100,00	334.500	0	-100,00
-IKAN TONGKOL/TUNA	43.639.930	59.621.000	36,62	100.230.851	123.378.591	23,09
JAPAN	12.463.438	11.769.800	-5,57	46.368.740	49.631.557	7,04
HONG KONG	2.952.139	2.435.462	-17,50	3.086.681	3.137.870	1,66
KOREA, REPUBLIC OF	782.685	1.090.005	39,26	2.415.060	2.005.002	-16,98
TAIWAN	1.382.932	2.389.466	72,78	1.139.013	2.999.358	163,33
CHINA	2.550.731	4.931.729	93,35	1.235.542	3.009.278	143,56
MACAU	99	0	-100,00	451	0	-100,00
THAILAND	9.742.846	20.468.334	110,09	9.827.337	26.636.148	171,04
SINGAPORE	2.422.435	1.415.384	-41,57	4.819.063	3.320.968	-31,09
PHILIPPINES	1.505.818	467.296	-68,97	588.841	305.129	-48,18
MALAYSIA	471.229	710.235	50,72	608.417	1.341.228	120,45
BRUNEI DARUSSALAM	25	0	-100,00	25	0	-100,00
VIET NAM	1.150.447	6.374.328	454,07	2.176.634	5.583.012	156,50
SRI LANKA	88.428	156.631	77,13	182.745	309.965	69,62
IRAN (ISLAMIC REPUBLIC OF)	27.825	74.651	168,29	27.825	119.441	329,26
SAUDI ARABIA	800	0	-100,00	8.275	0	-100,00
ISRAEL	0	267.828	-	0	529.031	-
KUWAIT	78.547	2.649	-96,63	91.283	21.829	-76,09
JORDAN	26.197	713	-97,28	33.657	8.190	-75,67
LEBANON	2.312	13.042	464,10	22.651	48.413	113,73
OMAN	0	52.000	-	0	57.450	-
UNITED ARAB EMIRATES	39.409	62.688	59,07	95.734	175.742	83,57
EGYPT	147.720	625.739	323,60	183.043	606.894	231,56
MOROCCO	201	0	-100,00	201	0	-100,00
KENYA	108	0	-100,00	129.600	0	-100,00
REUNION	0	12.000	-	0	54.960	-
GHANA	46.998	0	-100,00	56.560	0	-100,00
SENEGAL	135.000	0	-100,00	127.690	0	-100,00
BENIN	26.530	0	-100,00	248.880	0	-100,00
SOUTH AFRICA	174.997	260.000	48,57	186.898	372.840	99,49
MAURITIUS	200.600	127.034	-36,67	230.820	361.051	56,42
AUSTRALIA	53.819	89.278	65,89	285.961	311.389	8,89
NEW ZEALAND	8.500	77.994	817,58	29.750	186.574	527,14
AMERICAN SAMOA	0	271.864	-	0	149.687	-
EAST TIMOR	57.365	0	-100,00	57.365	0	-100,00
UNITED STATES	4.510.545	3.962.938	-12,14	19.867.497	17.823.634	-10,29
CANADA	32.732	125.387	283,07	355.909	835.175	134,66
MEXICO	287.600	212.059	-26,27	2.204.593	1.249.546	-43,32
PANAMA	378.000	0	-100,00	333.610	0	-100,00
URUGUAY	192.752	0	-100,00	32.768	0	-100,00
TRINIDAD AND TOBAGO	612.000	0	-100,00	565.490	0	-100,00
UNITED KINGDOM	154.572	13.484	-91,28	498.822	44.380	-91,10
NETHERLANDS	488.283	357.952	-26,69	311.670	234.869	-24,64
FRANCE	0	22.606	-	0	69.532	-
GERMANY, FED. REP. OF	33.358	34.859	4,50	277.826	263.065	-5,31
AUSTRIA	11.280	11.691	3,64	12.120	11.691	-3,54
BELGIUM	146.701	178.902	21,95	410.103	396.344	-3,36
SWITZERLAND	1.450	0	-100,00	5.800	0	-100,00
MONACO	17.195	0	-100,00	70.752	0	-100,00
DENMARK	20.013	0	-100,00	25.463	0	-100,00
FINLAND	8.129	16.080	97,81	97.884	207.774	112,27
ITALY	30.686	273.942	792,73	77.227	485.752	528,99

TABEL 5. PERKEMBANGAN EKSPOR INDONESIA MENURUT KOMODITI DAN NEGARA TUJUAN

JENIS BARANG	BERAT BERSIH (KG)		PERUB	NILAI FOB (US \$)		PERUB
	JAN-SEP 2007	JAN-SEP 2008	%	JAN-SEP 2007	JAN-SEP 2008	%
	(1)	(2)	(3)	(4)	(5)	(6)
SPAIN	10.433	0	-100,00	81.467	0	-100,00
GREECE	0	21.960	-	0	42.608	-
POLAND	48.000	0	-100,00	339.950	0	-100,00
UKRAINE	0	50.744	-	0	50.589	-
RUSSIA FEDERATION	116.021	192.246	65,70	397.158	380.626	-4,16
-UBUR-UBUR	3.979.434	6.296.546	58,23	8.248.634	11.891.720	44,17
JAPAN	580.956	1.455.681	150,57	2.075.494	3.808.985	83,52
HONG KONG	143.949	161.226	12,00	362.012	547.498	51,24
KOREA, REPUBLIC OF	568.947	507.163	-10,86	1.077.267	981.564	-8,88
TAIWAN	158.078	596.160	277,13	262.393	878.206	234,69
CHINA	474.527	224.966	-52,59	255.142	104.034	-59,23
MACAU	310	338	9,03	1.193	1.058	-11,32
THAILAND	2.623	170.077	6384,06	7.813	263.275	3269,70
SINGAPORE	56.736	89.830	58,33	181.724	118.695	-34,68
PHILIPPINES	375	0	-100,00	1.135	0	-100,00
MALAYSIA	27.966	206.031	636,72	83.927	161.855	92,85
VIET NAM	17.700	663.113	3646,40	45.582	420.924	823,44
MALDIVES	230	0	-100,00	995	0	-100,00
INDIA	500	5.000	900,00	1.156	2.000	73,01
PAKISTAN	7.500	0	-100,00	15.320	0	-100,00
IRAN (ISLAMIC REPUBLIC OF)	1.890	370	-80,42	8.090	1.317	-83,72
SAUDI ARABIA	710	0	-100,00	6.604	0	-100,00
ISRAEL	0	6.816	-	0	25.241	-
KUWAIT	3.527	1.656	-53,05	5.560	2.859	-48,58
JORDAN	839	1.564	86,41	1.788	3.531	97,48
LEBANON	121	133	9,92	800	659	-17,63
SYRIA ARAB REPUBLIC	0	183	-	0	1.040	-
TURKEY	2.037	2.935	44,08	6.797	4.502	-33,76
UNITED ARAB EMIRATES	2.007	1.918	-4,43	3.485	1.536	-55,93
CYPRUS	0	38	-	0	378	-
EGYPT	18	0	-100,00	151	0	-100,00
SOUTH AFRICA	125.020	160.384	28,29	363.544	487.865	34,20
MAURITIUS	309	129	-58,25	1.978	775	-60,82
AUSTRALIA	5.170	6.924	33,93	18.947	26.472	39,72
NEW ZEALAND	1.153	278	-75,89	2.412	569	-76,41
EAST TIMOR	2.890	0	-100,00	6.553	0	-100,00
UNITED STATES	772.969	1.004.282	29,93	1.473.205	2.219.197	50,64
CANADA	430.056	303.894	-29,34	922.536	696.612	-24,49
VENEZUELA	45	117	160,00	47	200	325,53
ARGENTINA	0	752	-	0	2.000	-
BRAZIL	0	2.642	-	0	1.629	-
PERU	154	314	103,90	300	722	140,67
DOMINICA	0	68	-	0	879	-
UNITED KINGDOM	102.212	96.373	-5,71	132.477	125.379	-5,36
NETHERLANDS	90.647	65.983	-27,21	321.817	107.535	-66,59
FRANCE	86.778	258.300	197,66	97.895	466.432	376,46
GERMANY, FED. REP. OF	131.017	112.543	-14,10	240.001	125.325	-47,78
AUSTRIA	4.171	5.789	38,79	10.950	10.196	-6,89
BELGIUM	15.293	48.919	219,88	44.249	125.408	183,41
SWITZERLAND	13.191	3.056	-76,83	18.362	4.793	-73,90
DENMARK	6.119	8.068	31,85	4.490	4.537	1,05
NORWAY	1.840	781	-57,55	5.283	1.132	-78,57
SWEDEN	6.410	5.854	-8,67	8.127	7.108	-12,54
FINLAND	847	0	-100,00	1.040	0	-100,00
IRELAND	34	0	-100,00	124	0	-100,00
ITALY	73.903	65.975	-10,73	84.436	87.528	3,66
SPAIN	12.897	6.387	-50,48	14.341	6.519	-54,54
PORTUGAL	3.181	3.358	5,56	3.871	3.375	-12,81
GREECE	2.088	2.576	23,37	5.447	5.744	5,45
HUNGARY	3.446	3.498	1,51	4.953	5.892	18,96
POLAND	4.251	5.057	18,96	6.464	4.770	-26,21
ROMANIA	849	410	-51,71	2.158	856	-60,33
BULGARIA	0	22	-	0	125	-
UKRAINE	1.797	1.681	-6,46	2.419	2.311	-4,46
LITHUANIA	2.588	2.552	-1,39	4.506	3.168	-29,69
ESTONIA	285	619	117,19	563	768	36,41
CROATIA	1.007	108	-89,28	1.335	1.335	,00
MALTA	0	27	-	0	194	-
CZECH REPUBLIC	3.820	3.341	-12,54	10.443	6.275	-39,91
RUSSIA FEDERATION	21.451	20.287	-5,43	28.933	18.938	-34,55
-KEPITING, KERANG-KERANGAN	42.839.665	39.307.710	-8,24	111.125.751	144.427.895	29,97
JAPAN	904.038	1.027.831	13,69	2.684.258	3.403.993	26,81
HONG KONG	4.324.762	3.704.151	-14,35	7.832.755	9.289.187	18,59
KOREA, REPUBLIC OF	2.578.935	2.661.713	3,21	4.596.298	6.784.021	47,60
TAIWAN	669.152	2.078.020	210,55	812.676	4.007.798	393,16
CHINA	8.648.487	2.375.807	-72,53	4.924.060	3.372.539	-31,51

TABEL 5. PERKEMBANGAN EKSPOR INDONESIA MENURUT KOMODITI DAN NEGARA TUJUAN

JENIS BARANG	BERAT BERSIH (KG)		PERUB	NILAI FOB (US \$)		PERUB
	JAN-SEP 2007	JAN-SEP 2008	%	JAN-SEP 2007	JAN-SEP 2008	%
(1)	(2)	(3)	(4)	(5)	(6)	(7)
MACAU	0	7.864	-	0	7.958	-
THAILAND	4.400.336	791.719	-82,01	4.641.936	1.413.233	-69,56
SINGAPORE	3.558.760	2.658.021	-25,31	5.044.830	5.516.972	9,36
PHILIPPINES	1.654	1.422	-14,03	24.625	32.793	33,17
MALAYSIA	2.187.845	3.065.489	40,11	3.106.845	6.327.916	103,68
VIET NAM	1.039.096	6.465.165	522,19	1.158.500	5.433.685	369,03
INDIA	637.945	511.687	-19,79	1.331.314	1.021.915	-23,24
SRI LANKA	0	55.020	-	0	32.557	-
SAUDI ARABIA	0	27.800	-	0	37.594	-
ISRAEL	0	91	-	0	530	-
TURKEY	44.713	34.029	-23,89	114.894	45.580	-60,33
UNITED ARAB EMIRATES	0	9.012	-	0	16.410	-
QATAR	1.000	0	-100,00	8.551	0	-100,00
CYPRUS	32.561	88.399	171,49	92.320	226.128	144,94
EGYPT	199.434	160.823	-19,36	248.494	230.210	-7,36
SUDAN	440	0	-100,00	880	0	-100,00
SENEGAL	78.543	0	-100,00	214.610	0	-100,00
GAMBIA	0	31.680	-	0	30.096	-
SOUTH AFRICA	0	16.105	-	0	31.300	-
MAURITIUS	51.000	48.889	-4,14	15.600	130.759	738,20
AUSTRALIA	348.645	172.777	-50,44	986.441	1.073.215	8,80
NEW ZEALAND	0	45	-	0	222	-
UNITED STATES	6.696.148	5.541.059	-17,25	55.980.711	73.199.620	30,76
CANADA	311.055	180.393	-42,01	1.251.273	1.118.475	-10,61
MEXICO	102.332	162.803	59,09	301.501	375.500	24,54
PANAMA	103.033	80.153	-22,21	260.696	243.946	-6,43
VENEZUELA	196	0	-100,00	72	0	-100,00
PUERTO RICO	338.375	164.037	-51,52	1.169.865	588.775	-49,67
DOMINICAN REPUBLIC	4.362	7.715	76,87	18.300	47.978	162,17
MARTINIQUE	13.074	10.431	-20,22	54.978	24.248	-55,90
UNITED KINGDOM	7.527	80.713	972,31	8.382	1.328.106	15744,74
NETHERLANDS	288.117	232.032	-19,47	1.704.896	1.566.273	-8,13
FRANCE	144.205	76.007	-47,29	388.119	138.723	-64,26
GERMANY, FED. REP. OF	36.642	51.580	40,77	109.830	149.817	36,41
AUSTRIA	500	325	-35,00	1.200	720	-40,00
BELGIUM	75.773	113.039	49,18	214.584	242.040	12,79
SWITZERLAND	0	935	-	0	895	-
DENMARK	7.794	15	-99,81	26.986	15	-99,94
NORWAY	699	0	-100,00	339	0	-100,00
SWEDEN	814	43	-94,72	1.628	250	-84,64
ITALY	3.860.994	5.330.513	38,06	8.966.535	13.397.865	49,42
SPAIN	536.363	529.939	-1,20	1.220.580	1.470.562	20,48
PORTUGAL	331.567	358.751	8,20	866.228	983.335	13,52
GREECE	45.570	283.061	521,16	120.084	782.059	551,26
UKRAINE	24.960	0	-100,00	9.984	0	-100,00
LATVIA	4.227	0	-100,00	17.855	0	-100,00
ESTONIA	17.707	0	-100,00	146.651	0	-100,00
CROATIA	100.028	18.278	-81,73	311.092	53.491	-82,81
MALTA	18.167	9.602	-47,15	51.754	23.775	-54,06
SOUTH GEORGIA AND THE SOUTH S	362	0	-100,00	724	0	-100,00
RUSSIA FEDERATION	61.728	82.727	34,02	81.017	224.816	177,49
-BEKICOT	2.618.698	2.493.695	-4,77	3.910.740	7.338.264	87,64
JAPAN	14.240	0	-100,00	43.700	0	-100,00
HONG KONG	218.929	872.448	298,51	538.633	4.493.943	734,32
KOREA, REPUBLIC OF	62.025	29.761	-52,02	166.795	78.215	-53,11
TAIWAN	876.191	957.856	9,32	1.045.931	1.163.652	11,26
CHINA	250.135	1.530	-99,39	104.595	6.120	-94,15
MACAU	0	4.723	-	0	4.783	-
THAILAND	0	9.160	-	0	7.610	-
SINGAPORE	447.622	67.753	-84,86	394.763	185.194	-53,09
MALAYSIA	78.372	34.939	-55,42	50.800	22.386	-55,93
SOUTH AFRICA	104.686	140.416	34,13	245.201	377.443	53,93
AUSTRALIA	8.579	0	-100,00	16.781	0	-100,00
UNITED STATES	85.966	44.095	-48,71	153.814	128.085	-16,73
CANADA	231.225	226.453	-2,06	524.790	505.579	-3,66
MEXICO	0	9.569	-	0	24.700	-
FRANCE	140.992	70.994	-49,65	459.049	253.854	-44,70
GERMANY, FED. REP. OF	21.339	0	-100,00	58.988	0	-100,00
BELGIUM	59.997	23.998	-60,00	94.900	86.700	-8,64
DENMARK	18.400	0	-100,00	12.000	0	-100,00
-IKAN LAINNYA	185.501.415	157.716.781	-14,98	187.751.068	229.401.431	22,18
JAPAN	8.601.367	11.184.849	30,04	33.997.669	36.150.577	6,33
HONG KONG	10.807.293	6.996.887	-35,26	24.970.728	22.032.654	-11,77
KOREA, REPUBLIC OF	7.234.090	7.669.947	6,03	14.754.716	11.909.213	-19,29
TAIWAN	15.954.899	10.211.119	-36,00	9.894.352	7.978.589	-19,36
CHINA	11.639.991	16.379.118	40,71	6.809.576	13.641.033	100,32

TABEL 5. PERKEMBANGAN EKSPOR INDONESIA MENURUT KOMODITI DAN NEGARA TUJUAN

JENIS BARANG	BERAT BERSIH (KG)		PERUB	NILAI FOB (US \$)		PERUB
	JAN-SEP 2007	JAN-SEP 2008	%	JAN-SEP 2007	JAN-SEP 2008	%
(1)	(2)	(3)	(4)	(5)	(6)	(7)
MACAU	390	4.660	1094,87	4.895	13.916	184,29
PAPUA NEW GUINEA	20.000	0	-100,00	5.000	0	-100,00
THAILAND	57.405.352	23.642.744	-58,81	16.853.443	28.033.359	66,34
SINGAPORE	27.624.914	21.539.928	-22,03	28.427.792	30.830.884	8,45
PHILIPPINES	8.431.937	3.064.084	-63,66	2.840.284	1.510.806	-46,81
MALAYSIA	22.426.610	23.836.364	6,29	18.411.839	21.455.962	16,53
CAMBODIA	0	70	-	0	6.000	-
BRUNEI DARUSSALAM	2.773	1.135	-59,07	11.016	13.930	26,45
VIET NAM	4.484.540	16.327.417	264,08	4.936.554	13.509.209	173,66
INDIA	107.921	53.881	-50,07	70.540	78.803	11,71
PAKISTAN	0	113	-	0	120	-
BANGLADESH	0	3	-	0	7.000	-
SRI LANKA	637.836	279.340	-56,21	710.973	382.083	-46,26
IRAN (ISLAMIC REPUBLIC OF)	225	137.809	61148,44	2.485	325.742	13008,33
SAUDI ARABIA	79.566	440.656	453,82	112.700	686.467	509,11
ISRAEL	0	677.228	-	0	1.744.498	-
KUWAIT	2.904	25.970	794,28	5.092	40.257	690,59
JORDAN	13.394	24.833	85,40	21.987	33.165	50,84
LEBANON	165.912	92.733	-44,11	161.519	85.277	-47,20
YEMEN	293	0	-100,00	388	0	-100,00
OMAN	104.000	0	-100,00	89.990	0	-100,00
SYRIA ARAB REPUBLIC	9.602	10.512	9,48	12.818	16.778	30,89
TURKEY	541	29	-94,64	1.894	400	-78,88
UNITED ARAB EMIRATES	303.169	430.091	41,87	461.643	805.957	74,58
QATAR	300	1.550	416,67	4.375	22.065	404,34
BAHRAIN	36.329	193	-99,47	79.452	835	-98,95
CYPRUS	902	2.244	148,78	6.612	10.051	52,01
EGYPT	264.897	606.390	128,92	211.585	625.852	195,79
LIBYAN ARAB JAMAHIRIYA	0	559	-	0	1.948	-
MOROCCO	62	238	283,87	862	1.744	102,32
TUNISIA	0	25.000	-	0	34.800	-
ALGERIA	25.389	123.321	385,73	41.723	183.997	341,00
TANZANIA, UNITED REPUBLIC OF	0	15.500	-	0	19.200	-
REUNION	72.072	55.200	-23,41	350.952	264.840	-24,54
MOZAMBIQUE	204.112	364.482	78,57	247.260	484.169	95,81
TOGO	0	31.310	-	0	36.764	-
GHANA	285.500	1.242.700	335,27	255.178	1.171.978	359,28
CONGO	16.188	15.500	-4,25	18.175	18.000	-96
NIGERIA	0	31.000	-	0	25.600	-
SENEGAL	54.000	0	-100,00	53.020	0	-100,00
BENIN	0	15.500	-	0	18.200	-
SOUTH AFRICA	292.589	34.428	-88,23	336.784	57.117	-83,04
MAURITIUS	281.097	318.767	13,40	347.201	439.656	26,63
AUSTRALIA	1.585.618	1.333.317	-15,91	3.170.601	3.300.859	4,11
NEW ZEALAND	41.689	73.347	75,94	34.970	113.511	224,60
MICRONESIA, FEDERATED STATES (0	27.000	-	0	5.400	-
GUAM	50.999	0	-100,00	66.790	0	-100,00
NEW CALEDONIA	0	27.790	-	0	33.102	-
AMERICAN SAMOA	0	326.542	-	0	232.127	-
FIJI	14.000	35.034	150,24	12.600	37.345	196,39
SAMOA	368.134	725.713	97,13	381.609	849.179	122,53
TONGA	0	55.785	-	0	67.086	-
EAST TIMOR	254	0	-100,00	1.978	0	-100,00
UNITED STATES	2.733.656	3.950.675	44,52	10.174.327	15.352.162	50,89
CANADA	63.889	75.092	17,54	248.513	441.729	77,75
MEXICO	106.579	432.147	305,47	143.151	2.207.090	1441,79
PANAMA	248.180	180.938	-27,09	302.372	254.437	-15,85
SURINAME	0	68	-	0	128	-
VENEZUELA	519	668	28,71	2.054	2.859	39,19
ARGENTINA	37.974	900	-97,63	215.710	8.631	-96,00
BRAZIL	3.012	4.584	52,19	1.622	3.479	114,49
URUGUAY	236.628	213.961	-9,58	194.633	144.651	-25,68
PARAGUAY	315	300	-4,76	1.050	2.233	112,67
PERU	1.087	911	-16,19	3.845	2.308	-39,97
TRINIDAD AND TOBAGO	162.000	0	-100,00	123.150	0	-100,00
PUERTO RICO	255.407	356.698	39,66	1.153.318	1.845.696	60,03
DOMINICAN REPUBLIC	105.775	194.285	83,68	411.187	791.112	92,40
FRENCH POLYNESIA	0	115.606	-	0	83.802	-
MARTINIQUE	44.643	8.838	-80,20	114.742	20.546	-82,09
NETHERLANDS ANTILLES	0	375	-	0	3.000	-
GUADELOUPE	0	17.999	-	0	50.000	-
UNITED KINGDOM	228.398	392.826	71,99	641.678	861.227	34,21
NETHERLANDS	178.352	413.460	131,82	323.371	658.969	103,78
FRANCE	224.026	350.812	56,59	584.865	714.194	22,11
GERMANY, FED. REP. OF	69.027	107.757	56,11	403.966	547.879	35,63
AUSTRIA	5.784	5.461	-5,58	30.049	32.121	6,90
BELGIUM	99.687	392.264	293,50	366.810	1.626.914	343,53
SWITZERLAND	5.021	6.361	26,69	23.290	31.996	37,38

TABEL 5. PERKEMBANGAN EKSPOR INDONESIA MENURUT KOMODITI DAN NEGARA TUJUAN

JENIS BARANG	BERAT BERSIH (KG)		PERUB	NILAI FOB (US \$)		PERUB
	JAN-SEP 2007	JAN-SEP 2008	%	JAN-SEP 2007	JAN-SEP 2008	%
	(1)	(2)	(3)	(4)	(5)	(6)
DENMARK	12.221	40.145	228,49	35.717	67.423	88,77
NORWAY	1.436	5.369	273,89	4.285	9.659	125,41
SWEDEN	7.022	9.612	36,88	92.261	110.864	20,16
FINLAND	270	0	-100,00	458	0	-100,00
IRELAND	78	1.429	1732,05	943	5.713	505,83
ITALY	269.361	275.963	2,45	988.067	929.496	-5,93
SPAIN	93.996	113.970	21,25	607.612	274.223	-54,87
PORTUGAL	50.623	6.485	-87,19	144.659	17.719	-87,75
GREECE	6.156	39.996	549,71	18.026	109.184	505,70
DEMOCRATIC REPUBLIC OF THE CO	105.508	433.479	310,85	112.632	464.109	312,06
HUNGARY	5.844	7.241	23,90	16.094	18.396	14,30
POLAND	17.752	24.175	36,18	98.549	168.832	71,32
ROMANIA	790	1.629	106,20	461	3.532	666,16
BULGARIA	0	30	-	0	177	-
YUGOSLAVIA	25.014	0	-100,00	37.397	0	-100,00
KAZAKHSTAN	10	0	-100,00	288	0	-100,00
UKRAINE	55.261	154.941	180,38	74.666	235.612	215,55
LITHUANIA	21.892	96.345	340,09	271.162	163.265	-39,79
ESTONIA	73.008	37.115	-49,16	84.909	194.850	129,48
GEORGIA	0	387	-	0	339	-
CROATIA	205	79	-61,46	287	1.451	405,57
MALTA	18.378	40.842	122,23	63.327	107.737	70,13
SLOVENIA	40	250	525,00	393	3.345	751,15
CZECH REPUBLIC	11.613	12.568	8,22	61.327	112.364	83,22
RUSSIA FEDERATION	261.328	671.815	157,08	382.225	1.367.874	257,87
-BIJI BUNGA	50.223	61.968	23,39	1.504.401	2.207.226	46,72
SINGAPORE	164	300	82,93	350.447	629.776	79,71
MALAYSIA	1.658	0	-100,00	3.715	0	-100,00
VIET NAM	1.206	0	-100,00	1.606	0	-100,00
INDIA	46.359	60.840	31,24	37.937	48.672	28,30
AUSTRALIA	329	0	-100,00	875	0	-100,00
UNITED KINGDOM	30	107	256,67	70.272	324.271	361,45
NETHERLANDS	330	416	26,06	920.347	1.086.013	18,00
FRANCE	120	284	136,67	24.232	18.512	-23,61
DENMARK	18	21	16,67	90.821	99.982	10,09
ITALY	9	0	-100,00	4.149	0	-100,00
-BIJI KAPAS	19.678.878	644.580	-96,72	5.164.376	166.921	-96,77
JAPAN	385.000	385.000	,00	59.295	92.875	56,63
TAIWAN	202.180	246.780	22,06	33.908	71.832	111,84
MALAYSIA	19.081.169	0	-100,00	5.065.368	0	-100,00
KUWAIT	0	12.800	-	0	2.214	-
NETHERLANDS	10.500	0	-100,00	5.775	0	-100,00
GERMANY, FED. REP. OF	29	0	-100,00	30	0	-100,00
-BIJI LAINNYA	54.183.853	54.342.056	0,29	21.552.578	15.609.587	-27,57
JAPAN	1.297.526	37.346.064	2778,25	1.756.519	2.890.175	64,54
HONG KONG	680.462	1.462.303	114,90	706.663	1.865.652	164,01
KOREA, REPUBLIC OF	61.183	534.498	773,61	70.019	300.267	328,84
TAIWAN	434.685	217.939	-49,86	200.761	187.431	-6,64
CHINA	657.707	1.045.636	58,98	1.019.497	1.322.475	29,72
THAILAND	200.910	972.031	383,81	689.384	1.221.947	77,25
SINGAPORE	793.966	532.560	-32,92	649.600	550.283	-15,29
PHILIPPINES	242.385	274.946	13,43	110.547	392.586	255,13
MALAYSIA	28.469.122	3.133.259	-88,99	10.119.369	3.728.585	-63,15
BRUNEI DARUSSALAM	16.709	25.629	53,38	27.929	64.112	129,55
VIET NAM	810.999	292.248	-63,96	620.188	490.032	-20,99
INDIA	713.529	1.277.357	79,02	547.522	1.359.551	148,31
PAKISTAN	2.212	21.362	865,73	4.920	28.042	469,96
SAUDI ARABIA	2.971	0	-100,00	900	0	-100,00
KUWAIT	45	0	-100,00	40	0	-100,00
JORDAN	815	1.427	75,09	7.702	11.875	54,18
UNITED ARAB EMIRATES	150	7.055	4603,33	1.300	34.051	2519,31
CAMEROON	137	1.693	1135,77	5.500	450.225	8085,91
NIGERIA	0	264	-	0	200	-
MAURITIUS	25.205	0	-100,00	11.352	0	-100,00
AUSTRALIA	37.496	35.788	-4,56	136.120	89.097	-34,55
EAST TIMOR	0	4.724	-	0	62.341	-
UNITED STATES	42.491	52.124	22,67	238.701	83.229	-65,13
CANADA	391	0	-100,00	813	0	-100,00
UNITED KINGDOM	7.217	0	-100,00	15.481	0	-100,00
NETHERLANDS	1.590.246	48.943	-96,92	796.148	107.763	-86,46
FRANCE	0	15.400	-	0	19.558	-
GERMANY, FED. REP. OF	3.847.051	4.724	-99,88	3.312.337	62.215	-98,12
BELGIUM	30	6.760	22433,33	900	28.392	3054,67
ITALY	14.234.964	7.027.322	-50,63	378.155	259.503	-31,38
SPAIN	13.249	0	-100,00	124.211	0	-100,00

TABEL 5. PERKEMBANGAN EKSPOR INDONESIA MENURUT KOMODITI DAN NEGARA TUJUAN

JENIS BARANG	BERAT BERSIH (KG)		PERUB	NILAI FOB (US \$)		PERUB
	JAN-SEP 2007	JAN-SEP 2008	%	JAN-SEP 2007	JAN-SEP 2008	%
(1)	(2)	(3)	(4)	(5)	(6)	(7)
BULU BEBEK	234.289	57.053	-75,65	235.242	67.983	-71,10
KOREA, REPUBLIC OF	487	550	12,94	12.270	5.665	-53,83
TAIWAN	232.447	55.500	-76,12	207.316	61.410	-70,38
SINGAPORE	0	500	-	0	555	-
MALAYSIA	87	0	-100,00	23	0	-100,00
VIET NAM	422	0	-100,00	10.921	0	-100,00
NEW ZEALAND	1	0	-100,00	22	0	-100,00
BRAZIL	0	252	-	0	173	-
FRENCH GUIANA	0	251	-	0	180	-
SPAIN	845	0	-100,00	4.690	0	-100,00
DAMAR DAN GETAH DAMAR	36.740.531	30.807.112	-16,15	26.764.908	25.281.481	-5,54
JAPAN	762.267	892.800	17,12	556.431	721.659	29,69
KOREA, REPUBLIC OF	1.243.200	1.862.398	49,81	929.808	1.459.524	56,97
TAIWAN	1.689.600	2.458.492	45,51	1.204.800	1.984.176	64,69
CHINA	268.799	172.800	-35,71	190.944	135.648	-28,96
THAILAND	926.410	635.200	-31,43	713.451	541.210	-24,14
SINGAPORE	0	49.990	-	0	86.306	-
PHILIPPINES	288.000	268.800	-6,67	207.360	227.424	9,68
MALAYSIA	153.600	192.276	25,18	110.304	161.316	46,25
INDIA	9.559.406	7.068.184	-26,06	6.911.319	5.664.763	-18,04
PAKISTAN	3.263.999	2.515.200	-22,94	2.335.104	2.000.121	-14,35
BANGLADESH	971.100	537.600	-44,64	712.428	452.352	-36,51
JORDAN	0	35.200	-	0	37.876	-
SYRIA ARAB REPUBLIC	0	176.000	-	0	167.475	-
TURKEY	729.599	652.800	-10,53	534.564	555.840	3,98
UNITED ARAB EMIRATES	0	37.218	-	0	35.498	-
MOROCCO	0	60.092	-	0	53.056	-
NIGERIA	0	19.200	-	0	13.440	-
SOUTH AFRICA	0	57.600	-	0	44.928	-
AUSTRALIA	15.000	16.000	6,67	16.477	23.179	40,67
NEW ZEALAND	0	38.400	-	0	31.680	-
UNITED STATES	633.600	24.000	-96,21	446.688	28.200	-93,69
MEXICO	153.600	20.000	-86,98	109.056	20.000	-81,66
VENEZUELA	0	19.200	-	0	16.608	-
ARGENTINA	38.400	0	-100,00	27.840	0	-100,00
COLOMBIA	345.600	268.800	-22,22	251.328	215.616	-14,21
ECUADOR	38.400	96.000	150,00	26.880	81.216	202,14
PERU	19.200	0	-100,00	13.440	0	-100,00
NETHERLANDS	3.283.200	4.147.196	26,32	2.370.432	3.483.744	46,97
FRANCE	2.169.599	2.688.795	23,93	1.546.176	2.260.702	46,21
GERMANY, FED. REP. OF	4.103.040	2.933.599	-28,50	2.978.125	2.554.482	-14,23
BELGIUM	1.728.000	192.000	-88,89	1.284.480	134.400	-89,54
FINLAND	57.600	326.400	466,67	40.320	245.760	509,52
ITALY	1.920.192	691.200	-64,00	1.538.112	570.240	-62,93
SPAIN	785.520	76.825	-90,22	567.505	54.720	-90,36
PORTUGAL	1.171.200	979.200	-16,39	830.304	727.968	-12,33
POLAND	0	482.447	-	0	397.906	-
ROMANIA	19.200	19.200	,00	13.824	14.976	8,33
UKRAINE	115.200	0	-100,00	86.784	0	-100,00
LATVIA	0	19.200	-	0	13.536	-
RUSSIA FEDERATION	288.000	76.800	-73,33	210.624	63.936	-69,64
KOPAL DAN LAIN-LAIN	23.456.317	21.387.875	-8,82	17.238.617	18.764.839	8,85
JAPAN	198.043	392.745	98,31	347.912	747.609	114,88
HONG KONG	71.321	3.448	-95,17	159.183	6.849	-95,70
KOREA, REPUBLIC OF	67.999	113.184	66,45	106.525	223.950	110,23
TAIWAN	520.219	295.732	-43,15	468.434	376.434	-19,64
CHINA	419.509	447.599	6,70	602.444	744.281	23,54
THAILAND	187.313	117.056	-37,51	283.594	284.671	,38
SINGAPORE	2.006.731	1.553.275	-22,60	2.554.665	2.703.838	5,84
PHILIPPINES	59.000	147.600	150,17	35.201	124.285	253,07
MALAYSIA	454.602	305.424	-32,82	469.379	507.200	8,06
VIET NAM	101.589	152.005	49,63	199.249	348.331	74,82
MALDIVES	30	0	-100,00	9.929	0	-100,00
INDIA	10.983.995	9.664.016	-12,02	6.182.407	5.362.909	-13,26
PAKISTAN	1.123.987	722.426	-35,73	714.185	470.135	-34,17
BANGLADESH	2.663.503	2.630.049	-1,26	867.243	886.094	2,17
SRI LANKA	555.050	431.468	-22,27	199.928	148.149	-25,90
IRAN (ISLAMIC REPUBLIC OF)	19.200	0	-100,00	14.976	0	-100,00
SAUDI ARABIA	300.036	587.271	95,73	147.012	425.632	189,52
JORDAN	0	2.264	-	0	2.479	-
YEMEN	32.065	78.671	145,35	10.839	87.715	709,25
OMAN	0	2.243	-	0	1.740	-
SYRIA ARAB REPUBLIC	16.000	32.000	100,00	9.440	19.520	106,78
TURKEY	75.750	38.400	-49,31	59.413	31.488	-47,00
UNITED ARAB EMIRATES	588.710	985.997	67,48	349.730	778.127	122,49

TABEL 5. PERKEMBANGAN EKSPOR INDONESIA MENURUT KOMODITI DAN NEGARA TUJUAN

JENIS BARANG	BERAT BERSIH (KG)		PERUB	NILAI FOB (US \$)		PERUB
	JAN-SEP 2007	JAN-SEP 2008	%	JAN-SEP 2007	JAN-SEP 2008	%
	(1)	(2)	(3)	(4)	(5)	(6)
EGYPT	30.555	303.241	892,44	30.403	655.171	2054,96
LIBYAN ARAB JAMAHIRIYA	0	73.959	-	0	106.619	-
TUNISIA	60.540	73.940	22,13	24.857	64.956	161,32
SUDAN	20.000	47.600	138,00	7.850	44.590	468,03
SOMALIA	0	18.990	-	0	9.495	-
NIGER	0	21.000	-	0	14.910	-
SOUTH AFRICA	55.872	19.200	-65,64	46.925	17.088	-63,58
AUSTRALIA	25	19.483	77832,00	73	17.734	24193,15
NEW ZEALAND	77	615	698,70	1.623	2.885	77,76
PALAU	14	0	-100,00	75	0	-100,00
FIJI	106	0	-100,00	617	0	-100,00
UNITED STATES	80.553	105.068	30,43	74.171	213.323	187,61
CANADA	68	0	-100,00	1.385	0	-100,00
MEXICO	60.000	1.043	-98,26	46.800	3.609	-92,29
SURINAME	0	1.662	-	0	6.500	-
CHILE	0	17	-	0	70	-
ARGENTINA	0	2.029	-	0	1.021	-
BRAZIL	2.000	1.181	-40,95	15.000	8.408	-43,95
COLOMBIA	57.600	0	-100,00	44.928	0	-100,00
ECUADOR	19.200	0	-100,00	14.400	0	-100,00
COSTA RICA	0	740	-	0	871	-
FRENCH POLYNESIA	0	124	-	0	150	-
GUADELOUPE	0	405	-	0	298	-
UNITED KINGDOM	67.999	40.386	-40,61	234.381	97.179	-58,54
NETHERLANDS	15.083	23.392	55,09	15.166	119.519	688,07
FRANCE	280.845	161.874	-42,36	390.776	520.994	33,32
GERMANY, FED. REP. OF	1.212.034	1.344.076	10,89	840.717	1.164.507	38,51
AUSTRIA	3	0	-100,00	29	0	-100,00
BELGIUM	82.000	66.305	-19,14	141.500	194.677	37,58
SWITZERLAND	13	0	-100,00	120	0	-100,00
DENMARK	70	0	-100,00	1.952	0	-100,00
IRELAND	10	0	-100,00	42	0	-100,00
ITALY	631.402	301.166	-52,30	1.261.237	1.173.656	-6,94
SPAIN	0	1.835	-	0	3.161	-
GREECE	51	0	-100,00	682	0	-100,00
POLAND	297.145	15.716	-94,71	222.228	10.266	-95,38
BULGARIA	0	1.555	-	0	1.986	-
RUSSIA FEDERATION	38.400	38.400	,00	28.992	29.760	2,65
SAYUR-SAYURAN	76.837.902	77.017.090	,23	27.651.642	33.897.258	22,59
JAPAN	2.647.481	2.445.698	-7,62	2.815.177	2.996.090	6,43
HONG KONG	946.814	402.532	-57,49	391.730	201.457	-48,57
KOREA, REPUBLIC OF	68.899	35.169	-48,96	239.180	93.186	-61,04
TAIWAN	21.097.950	11.235.503	-46,75	4.932.369	4.066.316	-17,56
CHINA	47.808	764.716	1499,56	7.995	158.587	1883,58
THAILAND	2.020.642	3.108.547	53,84	642.308	1.332.791	107,50
SINGAPORE	15.545.389	18.285.037	17,62	5.281.088	7.841.557	48,48
PHILIPPINES	11.236.684	15.000.884	33,50	4.150.533	5.144.024	23,94
MALAYSIA	21.315.107	20.382.626	-4,37	6.988.544	7.245.429	3,68
CAMBODIA	0	4.500	-	0	9.000	-
BRUNEI DARUSSALAM	76.507	41.061	-46,33	116.756	104.618	-10,40
VIET NAM	199.317	3.183.230	1497,07	45.030	1.922.932	4170,34
INDIA	488.961	643.330	31,57	275.686	370.692	34,46
PAKISTAN	0	20.000	-	0	6.290	-
SRI LANKA	403	0	-100,00	1.457	0	-100,00
SAUDI ARABIA	207.771	141.132	-32,07	229.445	131.876	-42,52
KUWAIT	13.137	14.232	8,34	18.917	21.155	11,83
LEBANON	95	0	-100,00	200	0	-100,00
OMAN	0	750	-	0	450	-
UNITED ARAB EMIRATES	67.959	80.529	18,50	90.223	117.282	29,99
QATAR	55.234	15.889	-71,23	81.674	25.486	-68,80
BAHRAIN	0	602	-	0	362	-
SUDAN	4.275	0	-100,00	1.710	0	-100,00
NIGERIA	5.420	821	-84,85	1.250	156	-87,52
BENIN	3.284	0	-100,00	1.000	0	-100,00
AUSTRALIA	23.503	22.107	-5,94	30.282	20.663	-31,76
EAST TIMOR	0	96.538	-	0	96.701	-
UNITED STATES	583.383	1.002.717	71,88	852.268	1.529.301	79,44
CANADA	54.656	20.011	-63,39	64.928	25.089	-61,36
UNITED KINGDOM	0	108	-	0	45	-
NETHERLANDS	37.248	31.758	-14,74	71.401	397.850	457,21
FRANCE	1.737	46	-97,35	1.683	2.364	40,46
GERMANY, FED. REP. OF	1	0	-100,00	20	0	-100,00
BELGIUM	64.783	2.219	-96,57	303.143	12.379	-95,92
DENMARK	50	0	-100,00	50	0	-100,00
SWEDEN	17.399	34.798	100,00	10.990	23.130	110,46
SLOVENIA	6.005	0	-100,00	4.605	0	-100,00

TABEL 5. PERKEMBANGAN EKSPOR INDONESIA MENURUT KOMODITI DAN NEGARA TUJUAN

JENIS BARANG	BERAT BERSIH (KG)		PERUB	NILAI FOB (US \$)		PERUB
	JAN-SEP 2007	JAN-SEP 2008	%	JAN-SEP 2007	JAN-SEP 2008	%
(1)	(2)	(3)	(4)	(5)	(6)	(7)
BUAH-BUAHAN	145.661.632	162.545.313	11,59	78.062.877	94.616.702	21,21
JAPAN	506.404	111.724	-77,94	482.003	168.774	-64,98
HONG KONG	3.215.633	1.705.918	-46,95	1.674.443	1.030.042	-38,48
KOREA, REPUBLIC OF	460.143	113.061	-75,43	311.779	181.194	-41,88
TAIWAN	91.232	160.379	75,79	27.700	138.638	400,50
CHINA	4.399.839	4.129.401	-6,15	2.206.280	2.049.516	-7,11
PAPUA NEW GUINEA	0	57	-	0	190	-
THAILAND	0	433.579	-	0	257.043	-
SINGAPORE	7.594.807	14.173.162	86,62	4.405.943	7.852.247	78,22
PHILIPPINES	34.000	0	-100,00	9.084	0	-100,00
MALAYSIA	6.423.330	4.411.637	-31,32	2.355.725	1.404.723	-40,37
BRUNEI DARUSSALAM	20.641	39.384	90,80	47.580	107.384	125,69
NEPAL	10.738.619	12.627.908	17,59	4.349.979	6.055.906	39,22
VIET NAM	636.926	1.379.782	116,63	370.982	1.001.020	169,83
MALDIVES	0	27.600	-	0	34.622	-
INDIA	48.011.904	55.744.697	16,11	24.468.413	31.809.810	30,00
PAKISTAN	45.992.521	49.665.254	7,99	28.796.823	31.851.752	10,61
BANGLADESH	14.025.063	14.570.718	3,89	6.364.467	8.708.875	36,84
IRAN (ISLAMIC REPUBLIC OF)	1.663.010	915.144	-44,97	583.746	440.006	-24,62
SAUDI ARABIA	419.664	608.830	45,08	210.432	351.704	67,13
KUWAIT	154.957	41.509	-73,21	75.613	42.657	-43,59
OMAN	0	21.840	-	0	13.106	-
SYRIA ARAB REPUBLIC	27.000	0	-100,00	14.420	0	-100,00
UNITED ARAB EMIRATES	961.517	1.284.829	33,63	568.745	692.634	21,78
QATAR	5.820	47.792	721,17	5.375	32.491	504,48
BAHRAIN	10.489	42.367	303,92	6.686	24.713	269,62
EGYPT	0	55.770	-	0	23.595	-
SOUTH AFRICA	16.422	0	-100,00	17.078	0	-100,00
AUSTRALIA	1.387	2.187	57,68	3.550	5.241	47,63
EAST TIMOR	0	22.530	-	0	25.158	-
UNITED STATES	40.989	29.707	-27,52	392.346	29.765	-92,41
CANADA	8	0	-100,00	8	0	-100,00
SURINAME	87	0	-100,00	721	0	-100,00
UNITED KINGDOM	0	1.275	-	0	638	-
NETHERLANDS	158.965	100.405	-36,84	257.357	168.484	-34,53
FRANCE	31.702	34.412	8,55	45.967	69.934	52,14
GERMANY, FED. REP. OF	11.032	0	-100,00	5.516	0	-100,00
AUSTRIA	28	0	-100,00	21	0	-100,00
BELGIUM	440	0	-100,00	440	0	-100,00
SWITZERLAND	3.053	9.630	215,43	2.335	3.370	44,33
ITALY	0	900	-	0	450	-
SPAIN	4.000	0	-100,00	1.320	0	-100,00
HUNGARY	0	11.500	-	0	10.120	-
RUSSIA FEDERATION	0	20.425	-	0	30.900	-
KULIT KERANG DAN LAIN-LAIN	5.758.003	5.803.319	,79	2.074.776	2.028.180	-2,25
JAPAN	315.725	384.995	21,94	167.917	156.524	-6,78
HONG KONG	155.805	51.942	-66,66	44.520	19.525	-56,14
KOREA, REPUBLIC OF	136.251	42.719	-68,65	124.836	55.382	-55,64
TAIWAN	9.000	449	-95,01	2.700	102	-96,22
CHINA	4.509.347	4.868.254	7,96	1.084.803	1.321.515	21,82
THAILAND	40.659	38.231	-5,97	77.571	80.187	3,37
SINGAPORE	11.265	2.515	-77,67	100.246	24.456	-75,60
PHILIPPINES	24.995	0	-100,00	5.565	0	-100,00
MALAYSIA	16.915	726	-95,71	23.131	272	-98,82
VIET NAM	362.559	274.567	-24,27	173.067	206.793	19,49
INDIA	22.559	37.286	65,28	6.179	5.637	-8,77
MADAGASCAR	0	3.669	-	0	2.879	-
AUSTRALIA	1.237	13.140	962,25	771	5.898	664,98
UNITED STATES	31.150	10.666	-65,76	31.517	11.389	-63,86
CANADA	0	2.971	-	0	430	-
MEXICO	0	126	-	0	390	-
BRAZIL	92	0	-100,00	177	0	-100,00
UNITED KINGDOM	11.041	0	-100,00	11.569	0	-100,00
NETHERLANDS	311	25.000	7938,59	132	8.500	6339,39
GERMANY, FED. REP. OF	9.422	8.500	-9,79	5.250	4.250	-19,05
ITALY	99.307	36.459	-63,29	214.322	116.359	-45,71
SPAIN	363	1.104	204,13	503	7.692	1429,22
TANAMAN OBAT	8.580.599	5.712.257	-33,43	7.194.567	6.631.847	-7,82
JAPAN	54.888	53.256	-2,97	271.014	162.949	-39,87
HONG KONG	627.244	162.102	-74,16	144.100	127.523	-11,50
KOREA, REPUBLIC OF	67.016	33.286	-50,33	67.358	82.813	22,94
TAIWAN	2.572.281	1.607.156	-37,52	1.476.845	698.417	-52,71
CHINA	133.390	307.231	130,33	104.586	114.541	9,52
THAILAND	20.368	0	-100,00	7.568	0	-100,00
SINGAPORE	2.009.612	1.376.594	-31,50	1.952.173	1.396.729	-28,45
MALAYSIA	123.362	492.868	299,53	81.148	237.332	192,47

TABEL 5. PERKEMBANGAN EKSPOR INDONESIA MENURUT KOMODITI DAN NEGARA TUJUAN

JENIS BARANG	BERAT BERSIH (KG)		PERUB	NILAI FOB (US \$)		PERUB
	JAN-SEP 2007	JAN-SEP 2008	%	JAN-SEP 2007	JAN-SEP 2008	%
(1)	(2)	(3)	(4)	(5)	(6)	(7)
VIET NAM	97.145	74.915	-22,88	36.810	41.045	11,51
MALDIVES	0	202	-	0	5.006	-
INDIA	261.131	362.380	38,77	447.157	511.822	14,46
PAKISTAN	26.000	0	-100,00	10.400	0	-100,00
SAUDI ARABIA	901.182	354.671	-60,64	1.211.680	1.174.430	-3,07
KUWAIT	8.539	2.287	-73,22	12.168	29.122	139,33
JORDAN	0	1.297	-	0	1.978	-
YEMEN	500	0	-100,00	1.250	0	-100,00
OMAN	0	13.421	-	0	10.410	-
TURKEY	0	1.105	-	0	3.166	-
UNITED ARAB EMIRATES	919.475	329.139	-64,20	320.190	324.197	1,25
QATAR	0	4.607	-	0	12.313	-
BAHRAIN	0	99	-	0	5.000	-
EGYPT	38.649	296	-99,23	29.084	1.133	-96,10
LIBYAN ARAB JAMAHIRIYA	0	61.700	-	0	32.270	-
MOROCCO	7.807	4.072	-47,84	18.685	12.773	-31,64
SUDAN	127.150	191.550	50,65	33.996	58.339	71,61
GHANA	16.240	0	-100,00	16.240	0	-100,00
CAMEROON	126.000	0	-100,00	131.700	0	-100,00
NIGERIA	67.240	17.000	-74,72	12.823	3.400	-73,49
BENIN	34.000	0	-100,00	6.800	0	-100,00
NIGER	72.000	0	-100,00	14.400	0	-100,00
CHAD	72.000	0	-100,00	18.100	0	-100,00
MAURITIUS	0	220	-	0	1.100	-
AUSTRALIA	0	1.507	-	0	5.464	-
NEW ZEALAND	0	300	-	0	125	-
UNITED STATES	3.499	2.587	-26,06	14.811	6.761	-54,35
CANADA	841	2.480	194,89	3.122	4.960	58,87
SURINAME	374	0	-100,00	7.749	0	-100,00
COLOMBIA	0	66	-	0	780	-
DOMINICAN REPUBLIC	0	140	-	0	98	-
UNITED KINGDOM	1.766	3.636	105,89	6.936	13.346	92,42
NETHERLANDS	697	3.222	362,27	30.851	34.275	11,10
FRANCE	6.702	16.920	152,46	239.938	888.663	270,37
GERMANY, FED. REP. OF	74.276	159.117	114,22	150.356	354.372	135,69
BELGIUM	4.891	60	-98,77	1.169	277	-76,30
SWITZERLAND	0	100	-	0	350	-
ITALY	22.473	7.133	-68,26	34.707	12.496	-64,00
SPAIN	7.000	0	-100,00	15.629	0	-100,00
GREECE	59	0	-100,00	1.169	0	-100,00
YUGOSLAVIA	0	36	-	0	298	-
LATVIA	20.596	7.270	-64,70	33.162	22.514	-32,11
RUSSIA FEDERATION	54.206	56.229	3,73	228.693	239.260	4,62
-GANGGANG LAUT	67.512.337	72.143.545	6,86	38.999.938	75.462.547	93,49
JAPAN	462.209	340.218	-26,39	2.960.984	2.435.798	-17,74
HONG KONG	12.539.359	5.259.849	-58,05	3.899.111	1.631.582	-58,16
KOREA, REPUBLIC OF	3.833.364	3.796.548	-,96	2.347.153	4.746.867	102,24
TAIWAN	467.967	327.071	-30,11	135.205	81.874	-39,44
CHINA	19.072.297	31.728.498	66,36	9.155.019	24.933.005	172,34
THAILAND	374.400	208.171	-44,40	329.513	191.292	-41,95
SINGAPORE	72.249	42.941	-40,57	929.230	1.639.327	76,42
PHILIPPINES	7.343.617	12.394.788	68,78	4.601.499	19.436.537	322,40
MALAYSIA	697.354	837.257	20,06	1.110.361	1.119.768	,85
VIET NAM	7.394.300	6.604.326	-10,68	2.375.706	2.422.845	1,98
TURKEY	0	10.000	-	0	8.000	-
UNITED ARAB EMIRATES	7	0	-100,00	17	0	-100,00
MOROCCO	220.006	46.000	-79,09	80.060	23.000	-71,27
TUNISIA	389.998	139.999	-64,10	192.300	155.500	-19,14
AUSTRALIA	219.000	193.070	-11,84	493.380	542.638	9,98
UNITED STATES	2.166.023	1.136.902	-47,51	2.238.312	1.686.152	-24,67
CANADA	72.000	96.000	33,33	28.800	38.400	33,33
MEXICO	60.000	80.000	33,33	30.000	46.000	53,33
PANAMA	28.000	0	-100,00	14.000	0	-100,00
CHILE	2.622.129	1.101.900	-57,98	1.521.430	2.881.499	89,39
VENEZUELA	36.000	40.000	11,11	18.000	32.000	77,78
ARGENTINA	516.000	506.800	-1,78	309.280	302.400	-2,22
BRAZIL	1.100.000	800.000	-27,27	550.000	595.000	8,18
DOMINICAN REPUBLIC	20.000	20.000	,00	10.000	10.000	,00
UNITED KINGDOM	407.500	773.500	89,82	1.147.069	3.922.981	242,00
NETHERLANDS	389	872	124,16	892	1.892	112,11
FRANCE	1.650.139	2.214.200	34,18	796.243	1.968.921	147,28
GERMANY, FED. REP. OF	331.400	346.006	4,41	720.410	1.176.295	63,28
BELGIUM	209.000	402.400	92,54	298.960	1.451.930	385,66
DENMARK	1.762.509	1.570.780	-10,88	705.612	521.368	-26,11
ITALY	20.000	28.000	40,00	74.319	106.718	43,59
SPAIN	3.298.961	950.254	-71,20	1.656.722	465.762	-71,89
POLAND	21.000	42.000	100,00	75.600	367.500	386,11

TABEL 5. PERKEMBANGAN EKSPOR INDONESIA MENURUT KOMODITI DAN NEGARA TUJUAN

JENIS BARANG	BERAT BERSIH (KG)		PERUB	NILAI FOB (US \$)		PERUB
	JAN-SEP 2007	JAN-SEP 2008	%	JAN-SEP 2007	JAN-SEP 2008	%
(1)	(2)	(3)	(4)	(5)	(6)	(7)
LITHUANIA	84.000	63.000	-25,00	117.600	300.300	155,36
RUSSIA FEDERATION	21.160	42.195	99,41	77.151	219.396	184,37
-LAINNYA	3.284.445	17.865.955	443,96	2.297.404	1.893.038	-17,60
JAPAN	10.481	19.069	81,94	43.499	40.562	-6,75
HONG KONG	1.069	59.533	5469,04	7.823	25.524	226,27
KOREA, REPUBLIC OF	46.136	93.819	103,35	37.264	27.375	-26,54
TAIWAN	1.707.257	2.033.300	19,10	913.771	1.078.939	18,08
CHINA	789.356	242.200	-69,32	61.866	56.449	-8,76
THAILAND	0	14.945.636	-	0	298.137	-
SINGAPORE	413.610	22.303	-94,61	745.467	35.811	-95,20
MALAYSIA	99.234	244.559	146,45	37.568	91.629	143,90
BRUNEI DARUSSALAM	115	0	-100,00	38	0	-100,00
MALDIVES	0	3.999	-	0	738	-
INDIA	12.500	12	-99,90	600	15	-97,50
SAUDI ARABIA	0	25.495	-	0	17.218	-
KUWAIT	49	403	722,45	84	3.350	3888,10
UNITED ARAB EMIRATES	450	150	-66,67	400	5.850	1362,50
QATAR	0	1.400	-	0	1.200	-
BAHRAIN	0	37	-	0	68	-
CYPRUS	0	135	-	0	496	-
EGYPT	0	1.550	-	0	2.112	-
REUNION	108	4.085	3682,41	291	4.973	1608,93
SEYCHELLES	0	338	-	0	300	-
SOUTH AFRICA	25	254	916,00	629	193	-69,32
MAURITIUS	0	2.762	-	0	2.402	-
AUSTRALIA	61.448	7.970	-87,03	107.279	9.117	-91,50
NEW CALEDONIA	0	149	-	0	209	-
FIJI	109	0	-100,00	600	0	-100,00
UNITED STATES	59.243	33.000	-44,30	162.454	51.134	-68,52
CANADA	2.976	976	-67,20	9.467	1.885	-80,09
NICARAGUA	0	861	-	0	1.332	-
CHILE	0	1	-	0	1	-
VENEZUELA	699	0	-100,00	7.566	0	-100,00
ARGENTINA	19	0	-100,00	24	0	-100,00
BRAZIL	0	7.892	-	0	31.390	-
BAHAMAS	0	106	-	0	77	-
JAMAICA	0	820	-	0	1.636	-
PUERTO RICO	0	1.910	-	0	4.763	-
FRENCH GUIANA	0	29	-	0	129	-
FRENCH POLYNESIA	0	214	-	0	227	-
SAINT LUCIA	0	22	-	0	117	-
GUADELOUPE	0	198	-	0	254	-
UNITED KINGDOM	10.590	700	-93,39	38.499	2.623	-93,19
NETHERLANDS	28.573	1.932	-93,24	59.336	10.159	-82,88
FRANCE	255	23.077	8949,80	925	18.298	1878,16
GERMANY, FED. REP. OF	13.719	36.029	162,62	10.018	21.534	114,95
BELGIUM	7.853	1.123	-85,70	11.854	1.660	-86,00
SWITZERLAND	22	0	-100,00	56	0	-100,00
DENMARK	0	27	-	0	21	-
SWEDEN	0	613	-	0	489	-
FINLAND	0	1.346	-	0	1.985	-
ITALY	3.950	11.146	182,18	17.254	12.124	-29,73
SPAIN	4.146	8.646	108,54	16.837	11.204	-33,46
GREECE	0	9.966	-	0	6.655	-
ANDORRA	0	69	-	0	32	-
HUNGARY	9.800	6.300	-35,71	4.594	5.100	11,01
POLAND	0	350	-	0	155	-
ROMANIA	653	0	-100,00	1.341	0	-100,00
YUGOSLAVIA	0	233	-	0	353	-
CROATIA	0	7.852	-	0	2.728	-
RUSSIA FEDERATION	0	1.359	-	0	2.306	-
-MUTIARA	12.460	1.239	-90,06	8.602.317	10.372.151	20,57
JAPAN	670	486	-27,46	5.922.882	4.704.681	-20,57
HONG KONG	17	26	52,94	125.616	310.332	147,05
KOREA, REPUBLIC OF	0	1	-	0	20.006	-
THAILAND	11.224	149	-98,67	25.344	404	-98,41
SINGAPORE	34	0	-100,00	163.768	0	-100,00
MALAYSIA	0	2	-	0	63.319	-
VIET NAM	0	1	-	0	1.096	-
INDIA	8	2	-75,00	11.824	9.326	-21,13
AUSTRALIA	506	566	11,86	2.352.803	5.251.815	123,22
CANADA	0	6	-	0	11.172	-
CAYMAN ISLANDS	1	0	-100,00	80	0	-100,00
-LAINNYA	298.934.270	231.812.470	-22,45	114.585.655	124.684.273	8,81
JAPAN	22.722.022	13.957.179	-38,57	10.262.808	10.124.836	-1,34

TABEL 5. PERKEMBANGAN EKSPOR INDONESIA MENURUT KOMODITI DAN NEGARA TUJUAN

JENIS BARANG	BERAT BERSIH (KG)		PERUB	NILAI FOB (US \$)		PERUB
	JAN-SEP 2007	JAN-SEP 2008	%	JAN-SEP 2007	JAN-SEP 2008	%
(1)	(2)	(3)	(4)	(5)	(6)	(7)
HONG KONG	1.966.998	530.301	-73,04	1.754.254	558.121	-68,18
KOREA, REPUBLIC OF	14.989.480	15.716.811	4,85	3.594.881	6.139.171	70,78
TAIWAN	5.282.091	4.357.340	-17,51	1.834.182	1.831.713	-,13
CHINA	44.308.924	36.891.193	-16,74	5.062.945	4.289.808	-15,27
THAILAND	13.762.462	9.552.529	-30,59	797.951	2.241.419	180,90
SINGAPORE	23.426.951	25.010.985	6,76	27.618.724	34.670.323	25,53
PHILIPPINES	33.139.198	17.135.839	-48,29	6.592.976	5.903.854	-10,45
MALAYSIA	93.856.858	63.492.718	-32,35	24.743.958	24.130.819	-2,48
MYANMAR (FORM. BURMA)	36.000	216.050	500,14	22.398	221.718	889,90
CAMBODIA	0	49.508	-	0	8.300	-
BRUNEI DARUSSALAM	12.213	15.342	25,62	12.253	51.857	323,22
LAO PEOPLE'S DEMOCRATIC REPUB	0	35	-	0	200	-
VIET NAM	4.207.538	13.940.369	231,32	1.193.774	6.078.380	409,17
MALDIVES	10.178	13.594	33,56	5.475	4.130	-24,57
INDIA	3.729.777	1.632.876	-56,22	5.151.946	2.349.309	-54,40
PAKISTAN	17.554.518	15.541.752	-11,47	2.504.345	2.283.763	-8,81
BANGLADESH	265.500	0	-100,00	218.605	0	-100,00
SRI LANKA	269.605	26.497	-90,17	403.198	40.640	-89,92
IRAQ	110.880	0	-100,00	38.376	0	-100,00
IRAN (ISLAMIC REPUBLIC OF)	80.000	203	-99,75	51.360	600	-98,83
SAUDI ARABIA	54.316	21.845	-59,78	52.598	86.851	65,12
ISRAEL	0	102.307	-	0	122.693	-
KUWAIT	87.306	123.533	41,49	294.879	31.594	-89,29
JORDAN	145	20	-86,21	253	10	-96,05
LEBANON	13.957	145	-98,96	19.172	938	-95,11
YEMEN	328	15.000	4473,17	1.990	14.705	638,94
OMAN	10.000	6.725	-32,75	5.350	6.688	25,01
TURKEY	9.552	176	-98,16	41.465	425	-98,98
UNITED ARAB EMIRATES	6.260	718.475	11377,24	21.121	781.440	3599,82
QATAR	0	31	-	0	295	-
BAHRAIN	374	11	-97,06	3.735	5	-99,87
CYPRUS	0	13	-	0	72	-
EGYPT	229.503	54.479	-76,26	146.167	110.578	-24,35
MOROCCO	0	46.271	-	0	65.181	-
TUNISIA	0	68.000	-	0	89.644	-
TANZANIA, UNITED REPUBLIC OF	72.000	36.000	-50,00	47.304	39.600	-16,29
REUNION	206	92	-55,34	333	486	45,95
MOZAMBIQUE	36.000	58	-99,84	21.240	1.784	-91,60
TOGO	0	35.000	-	0	35.875	-
GHANA	38.000	0	-100,00	22.040	0	-100,00
LIBERIA	252.000	0	-100,00	185.257	0	-100,00
GUINEA	315.000	70.000	-77,78	192.150	85.750	-55,37
ANGOLA	0	24.011	-	0	14.914	-
NIGERIA	26.424	20.386	-22,85	75.675	36.541	-51,71
COTE D'IVOIRE	0	1.625	-	0	2.150	-
SENEGAL	13	0	-100,00	442	0	-100,00
GAMBIA	9.101	0	-100,00	26.892	0	-100,00
SOUTH AFRICA	334.945	103	-99,97	218.976	34	-99,98
MAURITIUS	19	2.264	11815,79	85	2.068	2332,94
AUSTRALIA	81.430	84.336	3,57	588.125	648.309	10,23
NEW ZEALAND	17.391	19.602	12,71	11.998	26.342	119,55
PALAU	0	207	-	0	595	-
NEW CALEDONIA	152	77	-49,34	1.577	370	-76,54
NORTHERN MARIANA ISLANDS	1.680	0	-100,00	2.499	0	-100,00
VANUATU	181	0	-100,00	182	0	-100,00
SAMOA	105	0	-100,00	320	0	-100,00
TONGA	0	37	-	0	28	-
EAST TIMOR	257.805	14	-99,99	167.214	435	-99,74
UNITED STATES	11.508.090	2.710.786	-76,44	9.497.764	4.521.758	-52,39
CANADA	37.992	95.312	150,87	287.660	190.760	-33,69
MEXICO	7.577	288.691	3710,10	4.581	333.134	7172,08
GUATEMALA	0	54.000	-	0	61.290	-
NICARAGUA	17.999	486.000	2600,15	15.999	560.644	3404,24
SURINAME	58	0	-100,00	524	0	-100,00
VENEZUELA	19.000	504.000	2552,63	13.017	587.664	4414,59
ARGENTINA	4.910	39.530	705,09	7.000	47.747	582,10
BRAZIL	43.786	1.261.592	2781,27	92.741	1.971.681	2026,01
COLOMBIA	8.000	2.000	-75,00	40.000	11.380	-71,55
URUGUAY	0	26.000	-	0	39.000	-
PERU	31	0	-100,00	168	0	-100,00
PUERTO RICO	0	38	-	0	129	-
DOMINICAN REPUBLIC	20	385.000	1924900,00	67	432.565	645519,40
COSTA RICA	36.014	18.000	-50,02	26.402	20.341	-22,96
FRENCH POLYNESIA	12	82	583,33	44	276	527,27
GRENADA	1.000	0	-100,00	150	0	-100,00
MARTINIQUE	17.998	0	-100,00	12.438	0	-100,00
NETHERLANDS ANTILLES	0	2.550	-	0	9.494	-
UNITED KINGDOM	134.008	18.823	-85,95	560.022	197.827	-64,68

TABEL 5. PERKEMBANGAN EKSPOR INDONESIA MENURUT KOMODITI DAN NEGARA TUJUAN

JENIS BARANG	BERAT BERSIH (KG)		PERUB	NILAI FOB (US \$)		PERUB
	JAN-SEP 2007	JAN-SEP 2008	%	JAN-SEP 2007	JAN-SEP 2008	%
	(1)	(2)	(3)	(4)	(5)	(6)
NETHERLANDS	775.174	1.522.195	96,37	1.413.201	2.454.238	73,67
FRANCE	150.168	94.349	-37,17	136.935	197.073	43,92
GERMANY, FED. REP. OF	300.428	166.520	-44,57	707.391	291.358	-58,81
AUSTRIA	376	326	-13,30	1.961	3.315	69,05
BELGIUM	19.138	44.128	130,58	50.800	75.781	49,18
SWITZERLAND	732	195	-73,36	10.003	7.400	-26,02
DENMARK	635.258	439.552	-30,81	3.476.682	3.991.602	14,81
SWEDEN	1.154	275	-76,17	2.757	720	-73,88
FINLAND	2.000	10	-99,50	28.309	1.248	-95,59
IRELAND	0	12.428	-	0	13.172	-
ITALY	304.885	122.690	-59,76	768.012	629.227	-18,07
SPAIN	179.219	141.241	-21,19	812.195	831.078	2,32
PORTUGAL	20.404	15.161	-25,70	13.766	19.848	44,18
GREECE	3.330	1.178	-64,62	13.433	2.686	-80,00
HUNGARY	30	16.145	53716,67	1.073	24.669	2199,07
POLAND	887	358.513	40318,60	2.096	404.949	19220,09
BULGARIA	31.233	25.560	-18,16	17.817	26.547	49,00
UKRAINE	686	10.000	1357,73	170.071	18.500	-89,12
LITHUANIA	2.492	3.499	40,41	12.220	54.225	343,74
LATVIA	28.821	15.999	-44,49	21.183	18.100	-14,55
ESTONIA	3.012.240	2.802.000	-6,98	1.857.848	2.789.420	50,14
CROATIA	10	0	-100,00	50	0	-100,00
SLOVENIA	37.499	594.400	1485,11	25.364	676.560	2567,40
CZECH REPUBLIC	1.824	573	-68,59	10.463	25.529	143,99
RUSSIA FEDERATION	4.401	1.165	-73,53	460.000	5.977	-98,70
-KAYU LAPIS	1.308.304.795	1.343.791.021	2,71	1.152.824.347	1.217.744.876	5,63
JAPAN	531.906.607	423.039.559	-20,47	502.270.460	393.030.361	-21,75
HONG KONG	10.756.569	10.386.205	-3,44	8.166.876	7.775.722	-4,79
KOREA, REPUBLIC OF	82.265.711	84.268.752	2,43	63.835.454	69.420.345	8,75
TAIWAN	115.126.989	117.699.745	2,23	68.375.318	76.193.229	11,43
CHINA	94.239.700	101.855.162	8,08	58.752.559	67.538.585	14,95
THAILAND	6.511.268	8.065.468	23,87	4.128.937	5.744.780	39,13
SINGAPORE	13.082.660	22.687.057	73,41	9.945.677	18.612.465	87,14
PHILIPPINES	254.500	222.994	-12,38	208.727	233.523	11,88
MALAYSIA	17.215.066	19.264.761	11,91	13.091.926	13.357.942	2,03
CAMBODIA	0	17.500	-	0	30.748	-
BRUNEI DARUSSALAM	0	2.010	-	0	1.027	-
VIET NAM	1.535.471	2.816.187	83,41	972.575	1.782.766	83,30
MALDIVES	22.326	132.368	492,89	27.500	112.342	308,52
INDIA	714.704	5.316.787	643,91	526.754	5.027.071	854,35
PAKISTAN	11.574	1.644	-85,80	6.538	2.170	-66,81
BANGLADESH	0	75.000	-	0	30.700	-
SRI LANKA	0	35.594	-	0	10.902	-
IRAQ	0	73.440	-	0	66.478	-
IRAN (ISLAMIC REPUBLIC OF)	50.490	0	-100,00	59.047	0	-100,00
SAUDI ARABIA	45.882.059	93.205.948	103,14	38.830.283	82.671.359	112,90
KUWAIT	11.410.597	14.399.401	26,19	10.717.351	14.957.867	39,57
JORDAN	19.154.300	32.809.564	71,29	14.916.769	30.870.120	106,95
LEBANON	2.324.502	2.947.862	26,82	1.906.779	2.757.402	44,61
YEMEN	780.966	0	-100,00	545.699	0	-100,00
OMAN	5.083.701	8.211.439	61,52	4.776.899	7.949.618	66,42
SYRIA ARAB REPUBLIC	902.643	2.717.347	201,04	732.916	2.527.840	244,90
TURKEY	13.222.844	17.313.765	30,94	8.903.715	17.107.260	92,14
UNITED ARAB EMIRATES	74.861.055	97.458.804	30,19	62.830.269	83.537.485	32,96
QATAR	14.610.728	11.723.250	-19,76	12.821.014	11.296.187	-11,89
BAHRAIN	2.756.155	2.738.477	-64	2.135.630	2.392.616	12,03
CYPRUS	0	23.059	-	0	56.048	-
EGYPT	12.672.160	15.487.699	22,22	9.696.976	12.651.338	30,47
LIBYAN ARAB JAMAHIRIYA	157.233	5.095.422	3140,68	225.700	4.355.344	1829,70
MOROCCO	1.617.579	0	-100,00	1.541.981	0	-100,00
ALGERIA	18.740.109	13.261.112	-29,24	14.521.674	11.603.115	-20,10
REUNION	20.156	73.857	266,43	30.250	77.844	157,34
GHANA	0	38.640	-	0	49.404	-
ANGOLA	226.461	0	-100,00	163.309	0	-100,00
COTE D'IVOIRE	18.379	0	-100,00	14.598	0	-100,00
SOUTH AFRICA	784.945	829.087	5,62	813.504	866.239	6,48
MAURITIUS	22.360	40.075	79,23	20.140	37.322	85,31
AUSTRALIA	14.910.434	17.769.478	19,17	18.712.954	23.339.460	24,72
NEW ZEALAND	629.694	439.246	-30,24	683.168	497.450	-27,18
NEW CALEDONIA	21.918	24.250	10,64	15.175	24.279	59,99
UNITED STATES	87.600.410	77.222.764	-11,85	85.201.985	74.784.443	-12,23
CANADA	3.492.087	2.794.142	-19,99	3.750.035	3.287.748	-12,33
MEXICO	3.788.778	6.416.355	69,35	3.347.588	5.894.971	76,10
NICARAGUA	181.120	34.410	-81,00	255.403	50.497	-80,23
TRINIDAD AND TOBAGO	0	50.460	-	0	52.331	-
JAMAICA	100.807	24.939	-75,26	100.863	25.052	-75,16
PUERTO RICO	269.881	2.168.623	703,55	317.379	2.201.575	593,67

TABEL 5. PERKEMBANGAN EKSPOR INDONESIA MENURUT KOMODITI DAN NEGARA TUJUAN

JENIS BARANG	BERAT BERSIH (KG)		PERUB	NILAI FOB (US \$)		PERUB
	JAN-SEP 2007	JAN-SEP 2008	%	JAN-SEP 2007	JAN-SEP 2008	%
(1)	(2)	(3)	(4)	(5)	(6)	(7)
BELIZE	0	14.694	-	0	14.576	-
COSTA RICA	88.206	0	-100,00	236.140	0	-100,00
FRENCH POLYNESIA	59.140	27.903	-52,82	51.861	21.352	-58,83
MARTINIQUE	94	119	26,60	300	379	26,33
NETHERLANDS ANTILLES	0	19.031	-	0	18.527	-
TURKS AND CAICOS ISLANDS	0	273	-	0	681	-
SAINT KITTS AND NEVIS	0	859	-	0	1.278	-
UNITED KINGDOM	12.256.587	16.408.593	33,88	14.076.218	19.245.486	36,72
NETHERLANDS	15.440.519	16.126.718	4,44	22.538.720	23.337.032	3,54
FRANCE	3.175.820	3.468.661	9,22	3.626.188	4.362.553	20,31
GERMANY, FED. REP. OF	30.661.478	37.069.799	20,90	41.925.588	56.885.476	35,68
BELGIUM	23.857.346	33.704.731	41,28	23.659.174	34.162.387	44,39
LUXEMBOURG	10.368	0	-100,00	17.280	0	-100,00
GIBRALTAR	0	15.178	-	0	47.433	-
DENMARK	1.103.395	956.023	-13,36	1.262.406	1.646.219	30,40
NORWAY	257.689	493.050	91,34	345.919	618.967	78,93
SWEDEN	994.434	610.280	-38,63	982.204	652.187	-33,60
FINLAND	106.077	19.789	-81,34	157.300	47.343	-69,90
IRELAND	128.694	145.178	12,81	169.313	242.011	42,94
ITALY	6.734.072	6.030.988	-10,44	9.574.046	8.995.185	-6,05
SPAIN	380.084	122.536	-67,76	447.042	200.409	-55,17
PORTUGAL	13.219	0	-100,00	25.584	0	-100,00
GREECE	424.740	1.125.458	164,98	655.374	2.226.315	239,70
POLAND	2.351.906	5.304.640	125,55	3.648.310	8.952.593	145,39
ROMANIA	160.346	136.268	-15,02	267.967	234.981	-12,31
BULGARIA	71.142	68.336	-3,94	144.540	180.448	24,84
AZERBAIJAN	0	119	-	0	770	-
TURKMENISTAN	0	114.240	-	0	51.630	-
UKRAINE	49.425	212.386	329,71	78.508	202.753	158,26
ESTONIA	0	33.570	-	0	30.638	-
GEORGIA	0	42.000	-	0	93.243	-
CROATIA	17.466	27.953	60,04	8.737	35.802	309,77
MALTA	0	70.086	-	0	89.552	-
SLOVAKIA	22.500	0	-100,00	23.517	0	-100,00
CZECH REPUBLIC	0	21.000	-	0	39.712	-
RUSSIA FEDERATION	2.352	120.854	5038,35	3.757	213.588	5585,07
-KAYU GERGAJIAN	136.261.749	41.472.302	-69,56	129.723.826	44.123.126	-65,99
JAPAN	33.687.447	8.986.524	-73,32	38.358.634	11.213.701	-70,77
HONG KONG	1.732.606	1.050.892	-39,35	868.269	845.083	-2,67
KOREA, REPUBLIC OF	15.887.747	5.420.087	-65,89	12.341.059	4.005.352	-67,54
TAIWAN	18.144.468	533.842	-97,06	10.461.437	382.062	-96,35
CHINA	16.418.621	5.296.618	-67,74	8.557.056	4.013.690	-53,09
THAILAND	75.525	23.173	-69,32	61.527	78.412	27,44
SINGAPORE	2.141.342	1.506.496	-29,65	1.574.092	955.009	-39,33
PHILIPPINES	4.108	0	-100,00	7.263	0	-100,00
MALAYSIA	3.965.170	6.001.620	51,36	2.584.087	3.749.615	45,10
BRUNEI DARUSSALAM	0	3.480	-	0	5.527	-
VIET NAM	4.738.297	1.798.688	-62,04	2.290.936	996.702	-56,49
INDIA	8.680	21.538	148,13	15.592	24.230	55,40
SRI LANKA	68.900	132.884	92,87	59.481	123.033	106,84
SAUDI ARABIA	2.094.788	0	-100,00	1.907.208	0	-100,00
KUWAIT	726.042	0	-100,00	642.179	0	-100,00
JORDAN	686.201	0	-100,00	675.810	0	-100,00
TURKEY	36.329	16.021	-55,90	57.293	19.371	-66,19
UNITED ARAB EMIRATES	81.448	73.282	-10,03	82.181	54.053	-34,23
QATAR	62.370	22.065	-64,62	51.648	31.902	-38,23
EGYPT	808.606	0	-100,00	733.879	0	-100,00
ALGERIA	152.531	0	-100,00	148.530	0	-100,00
REUNION	9.537	2.416	-74,67	13.003	18.112	39,29
SEYCHELLES	0	20.492	-	0	42.404	-
SOUTH AFRICA	1.263.040	293.069	-76,80	1.397.226	382.700	-72,61
MAURITIUS	19.703	22.785	15,64	12.214	47.254	286,88
AUSTRALIA	1.956.031	1.471.798	-24,76	2.391.572	2.386.938	-,19
NEW ZEALAND	295.776	231.031	-21,89	164.325	106.456	-35,22
NEW CALEDONIA	9.370	1.473	-84,28	14.509	2.540	-82,49
UNITED STATES	5.219.263	2.340.269	-55,16	3.081.120	1.013.534	-67,11
CANADA	138.656	4.949	-96,43	122.171	5.941	-95,14
MEXICO	896	0	-100,00	861	0	-100,00
COLOMBIA	0	10.411	-	0	13.666	-
TRINIDAD AND TOBAGO	307.014	0	-100,00	131.172	0	-100,00
COSTA RICA	23.163	0	-100,00	64.221	0	-100,00
FRENCH POLYNESIA	1.475	14.356	873,29	2.823	11.669	313,35
MARTINIQUE	0	3.098	-	0	3.100	-
NETHERLANDS ANTILLES	6.251	176	-97,18	10.197	314	-96,92
TURKS AND CAICOS ISLANDS	19.646	3.202	-83,70	13.576	7.974	-41,26
UNITED KINGDOM	1.229.510	551.406	-55,15	2.540.746	1.190.266	-53,15
NETHERLANDS	8.795.703	4.006.838	-54,45	13.704.199	10.057.166	-26,61

TABEL 5. PERKEMBANGAN EKSPOR INDONESIA MENURUT KOMODITI DAN NEGARA TUJUAN

JENIS BARANG	BERAT BERSIH (KG)		PERUB %	NILAI FOB (US \$)		PERUB %
	JAN-SEP 2007	JAN-SEP 2008		JAN-SEP 2007	JAN-SEP 2008	
	(1)	(2)	(3)	(4)	(5)	(6)
FRANCE	961.073	165.373	-82,79	1.414.350	254.995	-81,97
GERMANY, FED. REP. OF	8.321.417	270.133	-96,75	13.925.833	377.310	-97,29
AUSTRIA	17.312	0	-100,00	16.591	0	-100,00
BELGIUM	891.883	204.612	-77,06	1.302.540	290.760	-77,68
SWITZERLAND	0	944	-	0	2.405	-
DENMARK	202.415	1.700	-99,16	338.406	4.559	-98,65
NORWAY	15.439	11.867	-23,14	28.559	13.275	-53,52
SWEDEN	81.376	0	-100,00	108.973	0	-100,00
FINLAND	143.750	163.941	14,05	163.060	167.891	2,96
IRELAND	32.831	3.962	-87,93	58.624	10.918	-81,38
ITALY	2.493.167	197.963	-92,06	4.226.538	435.828	-89,69
SPAIN	353.001	42.210	-88,04	440.090	45.863	-89,58
PORTUGAL	0	29.194	-	0	20.197	-
GREECE	151.373	0	-100,00	273.951	0	-100,00
POLAND	1.642.169	390.252	-76,24	2.116.585	559.111	-73,58
ROMANIA	32.824	509	-98,45	53.851	890	-98,35
YUGOSLAVIA	0	172	-	0	341	-
AZERBAIJAN	2.190	0	-100,00	3.113	0	-100,00
UKRAINE	20.000	0	-100,00	38.997	0	-100,00
LITHUANIA	0	38.970	-	0	60.183	-
ESTONIA	0	5.500	-	0	32.506	-
CROATIA	0	31.608	-	0	23.700	-
SLOVENIA	67.215	29.147	-56,64	61.664	25.899	-58,00
RUSSIA FEDERATION	16.054	19.266	20,01	10.005	8.719	-12,85
-KAYU OLAHAN LAIN	1.224.410.426	853.863.615	-30,26	1.063.952.101	978.484.634	-8,03
JAPAN	108.747.460	97.084.901	-10,72	114.309.275	105.314.988	-7,87
HONG KONG	15.155.704	14.181.540	-6,43	13.425.038	14.556.216	8,43
KOREA, DEMOCRATIC PEOPLE'S REI	3.025	18.855	523,31	542	29.489	5340,77
KOREA, REPUBLIC OF	100.965.278	66.931.614	-33,71	52.273.380	51.307.557	-1,85
TAIWAN	56.723.188	48.212.693	-15,00	24.842.501	20.921.904	-15,78
CHINA	349.865.769	104.359.769	-70,17	72.451.780	56.983.118	-21,35
MACAU	37.433	782	-97,91	52.190	1.491	-97,14
PAPUA NEW GUINEA	6.791	1.843	-72,86	16.847	2.136	-87,32
THAILAND	1.808.006	839.037	-53,59	1.363.985	1.458.508	6,93
SINGAPORE	17.608.689	30.726.343	74,50	14.702.766	18.017.866	22,55
PHILIPPINES	5.397.173	3.577.266	-33,72	1.270.023	1.302.072	2,52
MALAYSIA	22.057.009	20.286.872	-8,03	12.870.676	11.164.488	-13,26
MYANMAR (FORM. BURMA)	0	168	-	0	100	-
CAMBODIA	4.317	6.708	55,39	10.565	13.245	25,37
BRUNEI DARUSSALAM	317.164	486.123	53,27	313.585	524.886	67,38
VIET NAM	17.903.943	23.939.604	33,71	6.507.217	9.886.052	51,92
MALDIVES	507.805	1.544.352	204,12	1.464.110	2.373.028	62,08
INDIA	3.322.629	5.113.500	53,90	2.504.178	4.198.929	67,68
PAKISTAN	762.268	615.758	-19,22	512.883	475.932	-7,20
BANGLADESH	38.987	387.990	895,18	39.610	121.187	205,95
SRI LANKA	232.559	237.963	2,32	166.648	294.893	76,96
IRAQ	191.692	313.142	63,36	78.465	164.881	110,13
IRAN (ISLAMIC REPUBLIC OF)	594.422	1.025.349	72,50	574.891	997.138	73,45
SAUDI ARABIA	13.349.063	7.969.832	-40,30	5.250.636	3.531.518	-32,74
ISRAEL	958	318.821	33179,85	1.916	540.694	28119,94
KUWAIT	3.576.701	1.113.815	-68,86	1.757.468	731.831	-58,36
JORDAN	1.749.852	1.315.710	-24,81	782.639	635.469	-18,80
LEBANON	138.644	228.749	64,99	170.755	394.996	131,32
YEMEN	2.245.901	4.288.978	90,97	861.021	1.430.622	66,15
OMAN	46.118	114.371	148,00	23.399	159.441	581,40
SYRIA ARAB REPUBLIC	8.577.288	18.107.985	111,12	1.616.295	4.404.717	172,52
TURKEY	5.971.969	4.487.989	-24,85	7.485.375	6.086.360	-18,69
UNITED ARAB EMIRATES	14.364.715	8.677.054	-39,59	7.765.401	7.028.744	-9,49
QATAR	1.366.700	908.849	-33,50	601.800	1.306.235	117,05
BAHRAIN	932.346	252.102	-72,96	456.056	271.474	-40,47
CYPRUS	196.726	207.659	5,56	353.919	380.018	7,37
EGYPT	21.841.001	19.396.948	-11,19	5.151.214	4.675.690	-9,23
LIBYAN ARAB JAMAHIRIYA	99.802	125.797	26,05	129.388	183.630	41,92
MOROCCO	115.660	107.075	-7,42	154.117	132.919	-13,75
TUNISIA	898.108	488.049	-45,66	691.389	189.182	-72,64
ALGERIA	202.860	521.702	157,17	65.034	450.153	592,18
SUDAN	717	17.993	2409,48	1.074	60.762	5557,54
ERITREA	14.137	0	-100,00	24.004	0	-100,00
NAMIBIA	2.875	6.306	119,34	7.373	13.693	85,72
ETHIOPIA	28.815	40.655	41,09	50.443	68.994	36,78
TANZANIA, UNITED REPUBLIC OF	15.099	10.329	-31,59	30.478	33.482	9,86
MADAGASCAR	16.128	11.077	-31,32	13.377	22.647	69,30
SOMALIA	0	97.181	-	0	200.996	-
KENYA	22.663	7.278	-67,89	43.993	5.449	-87,61
REUNION	509.419	746.031	46,45	648.358	1.140.716	75,94
MOZAMBIQUE	22.880	23.640	3,32	11.379	12.520	10,03
BOTSWANA	5.223	556	-89,35	12.959	1.883	-85,47

TABEL 5. PERKEMBANGAN EKSPOR INDONESIA MENURUT KOMODITI DAN NEGARA TUJUAN

JENIS BARANG	BERAT BERSIH (KG)		PERUB	NILAI FOB (US \$)		PERUB
	JAN-SEP 2007	JAN-SEP 2008	%	JAN-SEP 2007	JAN-SEP 2008	%
	(1)	(2)	(3)	(4)	(5)	(6)
TOGO	9.240	0	-100,00	17.160	0	-100,00
GHANA	1.111	892	-19,71	2.570	2.060	-19,84
ANGOLA	6.013	9.287	54,45	5.332	8.789	64,83
CAMEROON	0	3.274	-	0	7.800	-
NIGERIA	0	11	-	0	259	-
GABON	4.631	2.498	-46,06	9.237	10.224	10,69
COTE D'IVOIRE	16.834	5.464	-67,54	24.369	7.112	-70,82
SENEGAL	15.024	23.021	53,23	15.154	29.636	95,57
MALI	560	0	-100,00	1.116	0	-100,00
BENIN	1.114	0	-100,00	2.288	0	-100,00
BURKINA FASO	1.114	0	-100,00	2.288	0	-100,00
GAMBIA	1.114	0	-100,00	2.288	0	-100,00
U.S. VIRGIN ISLANDS	14.234	4.097	-71,22	26.476	7.105	-73,16
SEYCHELLES	91.624	191.924	109,47	321.759	402.266	25,02
UGANDA	257	1	-99,61	1.273	8	-99,37
DJIBOUTI	0	1.262	-	0	5.794	-
SOUTH AFRICA	10.689.993	10.845.469	1,45	12.432.235	15.521.204	24,85
MAURITIUS	174.328	376.972	116,24	300.751	631.229	109,88
VIRGIN ISLANDS (BRITISH)	8.883	4.966	-44,10	30.139	15.310	-49,20
AUSTRALIA	85.517.319	63.379.616	-25,89	100.860.098	83.677.576	-17,04
NEW ZEALAND	10.300.083	4.853.713	-52,88	10.800.035	5.398.952	-50,01
MICRONESIA, FEDERATED STATES (0	1.839	-	0	9.381	-
GUAM	85.055	50.109	-41,09	238.213	118.403	-50,30
PALAU	2.190	6.120	179,45	6.589	19.691	198,85
NEW CALEDONIA	626.923	973.406	55,27	953.636	1.475.688	54,74
NORTHERN MARIANA ISLANDS	7.716	6.600	-14,46	24.605	20.580	-16,36
SAINT VINCENT AND THE GRENADIN	30.024	2.393	-92,03	23.430	4.767	-79,65
VANUATU	32.400	57.156	76,41	61.687	191.585	210,58
WALLIS AND FUTUNA ISLANDS	9.400	14.728	56,68	15.888	29.014	82,62
COOK ISLANDS	40.380	30.371	-24,79	96.242	47.708	-50,43
FIJI	139.550	62.584	-55,15	198.749	278.795	40,27
MARSHALL ISLANDS	2	0	-100,00	76	0	-100,00
SAMOA	947	1.315	38,86	2.706	4.194	54,99
SOLOMON ISLANDS	0	6.290	-	0	16.722	-
TONGA	371	1.607	333,15	458	6.651	1352,18
EAST TIMOR	56.090	68.830	22,71	82.143	107.846	31,29
UNITED STATES	84.444.942	57.594.773	-31,80	188.860.784	137.236.745	-27,33
CANADA	5.302.806	4.593.617	-13,37	10.091.329	10.067.784	-,23
MEXICO	1.171.434	874.042	-25,39	3.001.481	1.976.681	-34,14
GUATEMALA	4.553	16.319	258,42	24.905	67.577	171,34
HONDURAS	33.240	11.656	-64,93	26.824	9.257	-65,49
NICARAGUA	1.403	12.477	789,31	1.052	20.621	1860,17
PANAMA	31.203	40.157	28,70	66.711	88.884	33,24
CHILE	303.927	367.862	21,04	659.960	780.278	18,23
VENEZUELA	112.064	58.025	-48,22	243.957	115.849	-52,51
ARGENTINA	273.195	410.850	50,39	529.681	811.989	53,30
BRAZIL	374.643	462.771	23,52	760.842	1.075.755	41,39
COLOMBIA	214.923	119.413	-44,44	386.205	181.710	-52,95
BOLIVIA	1.079	0	-100,00	1.803	0	-100,00
URUGUAY	31.051	80.135	158,08	85.505	161.558	88,95
ECUADOR	6.759	298	-95,59	11.761	692	-94,12
PERU	2.140	28.548	1234,02	9.666	62.753	549,21
TRINIDAD AND TOBAGO	510	14.027	2650,39	1.045	39.440	3674,16
BAHAMAS	47.538	51.063	7,42	127.344	132.339	3,92
JAMAICA	125.572	136.834	8,97	250.303	357.694	42,90
PUERTO RICO	83.278	114.081	36,99	263.028	330.248	25,56
BELIZE	5.666	3.225	-43,08	17.527	13.142	-25,02
DOMINICAN REPUBLIC	121.179	180.699	49,12	212.655	647.720	204,59
EL SALVADOR	10.209	8.713	-14,65	10.518	8.518	-19,02
COSTA RICA	151.628	86.520	-42,94	207.720	201.938	-2,78
HAITI	0	19.515	-	0	25.621	-
BARBADOS	49.820	17.536	-64,80	169.910	35.466	-79,13
ANTIGUA AND BARBUDA	25.922	40.349	55,66	72.679	111.397	53,27
ANGUILLA	35.443	526	-98,52	68.859	40	-99,94
ARUBA	37.610	60.197	60,06	61.125	92.093	50,66
BERMUDA	16.403	19.213	17,13	42.557	65.564	54,06
CAYMAN ISLANDS	5.434	2.538	-53,29	21.702	3.017	-86,10
DOMINICA	2.642	1.251	-52,65	4.981	4.563	-8,39
FALKLAND ISLANDS (MALVINAS)	3.679	0	-100,00	4.803	0	-100,00
FRENCH GUIANA	19.568	23.641	20,81	33.826	74.488	120,21
FRENCH POLYNESIA	360.078	580.893	61,32	544.904	1.044.078	91,61
GRENADA	16.161	7.520	-53,47	26.129	31.955	22,30
MARTINIQUE	49.854	116.088	132,86	118.856	224.652	89,01
NETHERLANDS ANTILLES	226.981	390.162	71,89	701.519	1.517.692	116,34
NORFOLK ISLANDS	0	2.081	-	0	4.992	-
SAINT LUCIA	3.461	77.143	2128,92	6.584	274.354	4066,98
TURKS AND CAICOS ISLANDS	681.416	264.286	-61,22	825.601	594.082	-28,04
GUADELOUPE	95.858	101.383	5,76	390.138	282.643	-27,55

TABEL 5. PERKEMBANGAN EKSPOR INDONESIA MENURUT KOMODITI DAN NEGARA TUJUAN

JENIS BARANG	BERAT BERSIH (KG)		PERUB	NILAI FOB (US \$)		PERUB
	JAN-SEP 2007	JAN-SEP 2008	%	JAN-SEP 2007	JAN-SEP 2008	%
(1)	(2)	(3)	(4)	(5)	(6)	(7)
SAINT KITTS AND NEVIS	15.000	10.952	-26,99	2.180	16.260	645,87
UNITED KINGDOM	30.176.591	29.471.712	-2,34	57.091.506	59.341.532	3,94
NETHERLANDS	65.316.144	56.046.695	-14,19	85.986.679	78.894.274	-8,25
FRANCE	18.401.948	16.111.758	-12,45	29.138.244	29.338.302	,69
GERMANY, FED. REP. OF	40.232.671	37.541.534	-6,69	59.703.261	62.346.896	4,43
AUSTRIA	248.341	235.045	-5,35	695.336	727.048	4,56
BELGIUM	24.270.124	17.219.580	-29,05	29.510.577	24.741.714	-16,16
SWITZERLAND	281.056	163.729	-41,75	741.809	715.718	-3,52
LUXEMBOURG	50.383	184.254	265,71	52.551	124.768	137,42
MONACO	0	312	-	0	1.308	-
DENMARK	7.166.959	5.106.541	-28,75	11.042.335	9.724.175	-11,94
NORWAY	4.627.013	4.574.581	-1,13	9.308.552	10.434.322	12,09
SWEDEN	1.913.212	2.061.327	7,74	3.486.034	5.529.077	58,61
FINLAND	2.122.024	2.150.304	1,33	3.716.160	4.756.946	28,01
IRELAND	2.581.140	2.365.177	-8,37	5.307.575	4.949.245	-6,75
ITALY	14.902.349	14.129.344	-5,19	28.918.639	33.340.574	15,29
SPAIN	9.297.259	7.336.541	-21,09	17.468.604	15.378.618	-11,96
PORTUGAL	2.455.138	1.770.177	-27,90	4.761.989	4.071.175	-14,51
ICELAND	26.340	23.940	-9,11	55.238	48.152	-12,83
GREECE	2.533.597	1.661.782	-34,41	3.397.959	3.009.475	-11,43
VATICAN CITY STATE (HOLY SEE)	4.357	0	-100,00	1.810	0	-100,00
ANDORRA	0	3.655	-	0	1.679	-
HUNGARY	221.926	258.269	16,38	523.814	461.661	-11,87
POLAND	10.392.724	10.057.947	-3,22	12.799.693	14.908.385	16,47
ROMANIA	118.043	420.978	256,63	195.692	588.251	200,60
BULGARIA	428.118	659.284	54,00	677.291	999.317	47,55
YUGOSLAVIA	41.899	144.431	244,71	74.504	213.469	186,52
ALBANIA	2.264	19.559	763,91	1.289	24.404	1793,25
AZERBAIJAN	102.460	320.927	213,22	132.240	589.315	345,64
BELARUS	4.786	2.695	-43,69	15.369	17.691	15,11
KAZAKHSTAN	346.109	411.234	18,82	521.426	807.241	54,81
MOLDOVA, REPUBLIC OF	0	15.592	-	0	15.763	-
UKRAINE	918.090	1.284.198	39,88	1.230.007	2.094.887	70,32
UZBEKISTAN	0	13.272	-	0	20.800	-
LITHUANIA	79.271	122.707	54,79	219.086	236.584	7,99
LATVIA	655.732	450.349	-31,32	824.804	645.167	-21,78
ESTONIA	474.367	730.387	53,97	682.264	1.053.831	54,46
GEORGIA	54.516	152.198	179,18	73.699	282.560	283,40
CROATIA	517.256	673.520	30,21	1.160.591	1.324.320	14,11
BOSNIA AND HERZEGOVINA	806	1.169	45,04	2.037	5.382	164,21
MALTA	84.353	26.267	-68,86	150.091	60.496	-59,69
SLOVAKIA	33.389	88.979	166,49	61.176	122.815	100,76
SLOVENIA	190.605	291.508	52,94	355.426	629.699	77,17
CZECH REPUBLIC	377.758	408.879	8,24	1.234.248	1.102.126	-10,70
REP. OF MACEDONIA	0	8.915	-	0	12.942	-
FAEROE ISLANDS	20	0	-100,00	280	0	-100,00
RUSSIA FEDERATION	1.810.813	1.670.466	-7,75	3.211.852	3.739.113	16,42
-TIMAH	74.971.010	91.821.579	22,48	984.368.361	1.669.297.145	69,58
JAPAN	2.876.787	2.891.251	,50	36.268.313	48.984.913	35,06
HONG KONG	284.209	742.524	161,26	2.189.069	11.173.215	410,41
KOREA, REPUBLIC OF	362.717	1.546.847	326,46	4.721.946	29.452.919	523,75
TAIWAN	395.080	1.434.949	263,20	3.047.362	26.564.401	771,72
CHINA	379.121	402.668	6,21	3.506.205	5.481.664	56,34
THAILAND	32	19.733	61565,63	84	266.395	317036,90
SINGAPORE	67.933.105	75.244.556	10,76	905.279.511	1.378.113.216	52,23
PHILIPPINES	0	65.327	-	0	1.458.335	-
MALAYSIA	1.415.356	8.495.547	500,24	19.939.077	154.647.588	675,60
VIET NAM	1.392	331.009	23679,38	3.375	5.048.640	149489,33
INDIA	68.356	500.611	632,36	329.078	7.081.113	2051,80
PAKISTAN	49.558	0	-100,00	743.370	0	-100,00
BANGLADESH	387.676	2.025	-99,48	80.898	34.006	-57,96
AUSTRALIA	134.585	107.807	-19,90	827.735	365.531	-55,84
EAST TIMOR	0	4.064	-	0	4.620	-
UNITED STATES	128.889	7.787	-93,96	312.575	70.236	-77,53
UNITED KINGDOM	70.288	0	-100,00	943.449	0	-100,00
NETHERLANDS	0	24.840	-	0	550.249	-
FRANCE	413	0	-100,00	270	0	-100,00
GERMANY, FED. REP. OF	83.386	0	-100,00	249.294	0	-100,00
BELGIUM	400.000	0	-100,00	5.920.000	0	-100,00
NORWAY	60	0	-100,00	6.750	0	-100,00
ITALY	0	34	-	0	104	-
-ALUMINIUM	222.028.975	216.737.625	-2,38	669.036.726	699.570.733	4,56
JAPAN	123.015.417	122.625.514	-,32	334.486.917	344.177.247	2,90
HONG KONG	1.123.201	1.218.952	8,52	3.588.433	4.224.497	17,73
KOREA, DEMOCRATIC PEOPLE'S REI	0	1.306	-	0	8.250	-
KOREA, REPUBLIC OF	4.306.013	7.282.061	69,11	6.977.324	15.451.149	121,45

TABEL 5. PERKEMBANGAN EKSPOR INDONESIA MENURUT KOMODITI DAN NEGARA TUJUAN

JENIS BARANG	BERAT BERSIH (KG)		PERUB	NILAI FOB (US \$)		PERUB
	JAN-SEP 2007	JAN-SEP 2008	%	JAN-SEP 2007	JAN-SEP 2008	%
	(1)	(2)	(3)	(4)	(5)	(6)
TAIWAN	2.226.847	3.858.000	73,25	7.983.099	14.832.649	85,80
CHINA	1.948.844	1.746.818	-10,37	7.155.278	6.095.518	-14,81
PAPUA NEW GUINEA	630.882	625.153	-,91	2.258.647	2.424.513	7,34
THAILAND	5.123.200	6.002.969	17,17	19.564.840	24.604.848	25,76
SINGAPORE	16.481.353	8.253.472	-49,92	52.453.000	31.342.169	-40,25
PHILIPPINES	9.269.532	7.790.696	-15,95	30.540.728	24.785.220	-18,85
MALAYSIA	10.012.987	8.430.132	-15,81	33.768.057	30.773.444	-8,87
MYANMAR (FORM. BURMA)	180.875	67.197	-62,85	617.892	251.865	-59,24
BRUNEI DARUSSALAM	211.114	244.102	15,63	781.458	1.068.271	36,70
NEPAL	0	176.659	-	0	651.890	-
VIET NAM	1.136.613	896.142	-21,16	4.711.445	4.429.141	-5,99
MALDIVES	6.243	11.142	78,47	13.225	20.381	54,11
INDIA	1.021.074	1.098.089	7,54	3.913.041	4.634.336	18,43
PAKISTAN	86.205	218.467	153,43	315.645	1.097.819	247,80
BANGLADESH	234.894	209.422	-10,84	853.246	901.559	5,66
SRI LANKA	163.404	80.791	-50,56	875.365	349.418	-60,08
IRAQ	7.975	0	-100,00	47.909	0	-100,00
IRAN (ISLAMIC REPUBLIC OF)	31.172	25.059	-19,61	108.172	79.068	-26,91
SAUDI ARABIA	303.117	3.899.376	1186,43	1.006.933	26.921.890	2573,65
KUWAIT	25.046	11.293	-54,91	67.671	14.560	-78,48
JORDAN	5.521	7.783	40,97	29.878	52.278	74,97
LEBANON	0	9.240	-	0	16.027	-
YEMEN	0	891.666	-	0	2.836.487	-
OMAN	219	850.905	388441,10	325	3.822.787	1176142,15
TURKEY	201.450	96.323	-52,19	813.606	404.781	-50,25
UNITED ARAB EMIRATES	216.083	440.530	103,87	1.194.277	2.333.282	95,37
QATAR	177	0	-100,00	753	0	-100,00
BAHRAIN	0	157	-	0	6.215	-
CYPRUS	0	819	-	0	9.324	-
EGYPT	1.689.829	234.375	-86,13	5.844.833	1.187.865	-79,68
MOROCCO	1.131	905	-19,98	6.873	4.853	-29,39
ALGERIA	0	4.459	-	0	21.221	-
SUDAN	22.813	0	-100,00	114.323	0	-100,00
ERITREA	0	19.509	-	0	84.927	-
NAMIBIA	1.138	0	-100,00	4.031	0	-100,00
ETHIOPIA	0	1.109.688	-	0	3.750.000	-
MADAGASCAR	60.828	52.307	-14,01	191.337	178.331	-6,80
KENYA	1.648	1.800	9,22	4.960	10.905	119,86
REUNION	30.941	23.749	-23,24	107.692	82.525	-23,37
MOZAMBIQUE	3.056	90.653	2866,39	19.082	417.965	2090,36
BOTSWANA	0	12	-	0	41	-
GHANA	10.395	0	-100,00	55.347	0	-100,00
NIGERIA	988.454	238.650	-75,86	1.428.999	775.083	-45,76
COTE D'IVOIRE	39.440	83.520	111,76	195.160	413.280	111,76
SENEGAL	46.667	5.874	-87,41	124.438	36.713	-70,50
BENIN	0	125	-	0	68	-
U.S. VIRGIN ISLANDS	20	0	-100,00	34	0	-100,00
SEYCHELLES	156	72	-53,85	86	43	-50,00
UGANDA	455.050	0	-100,00	1.643.000	0	-100,00
SAO TOME AND PRINCIPE	0	593	-	0	500	-
SOUTH AFRICA	238.560	148.939	-37,57	1.113.860	1.125.937	1,08
ZAMBIA	1.109	1.056	-4,78	6.493	12.342	90,08
MALAWI	22.324	0	-100,00	125.456	0	-100,00
MAURITIUS	476.837	471.835	-1,05	1.671.683	1.741.917	4,20
AUSTRALIA	4.292.550	6.304.133	46,86	15.650.577	23.924.592	52,87
NEW ZEALAND	661.249	1.648.061	149,23	2.301.602	5.736.148	149,22
GUAM	0	243	-	0	1.620	-
PALAU	121	19	-84,30	117	16	-86,32
NEW CALEDONIA	266.468	317.727	19,24	821.734	1.144.415	39,27
VANUATU	5.366	988	-81,59	40.548	2.011	-95,04
COOK ISLANDS	0	65	-	0	188	-
FIJI	247.574	69.547	-71,91	752.531	213.217	-71,67
KIRIBATI	0	148	-	0	1.608	-
TONGA	0	110	-	0	589	-
EAST TIMOR	15	192.281	1281773,33	42	192.407	458011,90
UNITED STATES	30.084.282	22.330.881	-25,77	103.782.154	82.669.645	-20,34
CANADA	2.106.010	1.393.466	-33,83	8.122.042	5.720.032	-29,57
MEXICO	794	31.853	3911,71	1.540	191.435	12330,84
GUATEMALA	0	186	-	0	912	-
PANAMA	913	0	-100,00	9.716	0	-100,00
CHILE	44.448	22.389	-49,63	281.444	166.609	-40,80
VENEZUELA	20	421	2005,00	157	128	-18,47
ARGENTINA	71	233	228,17	70	758	982,86
BRAZIL	2.557	168.422	6486,70	13.476	994.845	7282,35
URUGUAY	0	1.057	-	0	518	-
ECUADOR	56	0	-100,00	148	0	-100,00
PERU	21	0	-100,00	142	0	-100,00
TRINIDAD AND TOBAGO	0	15	-	0	1.100	-

TABEL 5. PERKEMBANGAN EKSPOR INDONESIA MENURUT KOMODITI DAN NEGARA TUJUAN

JENIS BARANG	BERAT BERSIH (KG)		PERUB	NILAI FOB (US \$)		PERUB
	JAN-SEP 2007	JAN-SEP 2008	%	JAN-SEP 2007	JAN-SEP 2008	%
	(1)	(2)	(3)	(4)	(5)	(6)
JAMAICA	1.357	0	-100,00	112	0	-100,00
PUERTO RICO	37.373	35.736	-4,38	122.250	107.946	-11,70
DOMINICAN REPUBLIC	3.245	1.242	-61,73	32.812	14.403	-56,10
COSTA RICA	243	6.303	2493,83	246	29.150	11749,59
HAITI	0	136.852	-	0	670.022	-
ANGUILLA	3	0	-100,00	15	0	-100,00
FRENCH POLYNESIA	1.301	659	-49,35	1.607	2.673	66,33
MARTINIQUE	151	0	-100,00	92	0	-100,00
NETHERLANDS ANTILLES	9	939	10333,33	294	516	75,51
GUADELOUPE	86	210	144,19	125	591	372,80
UNITED KINGDOM	630.674	1.194.821	89,45	3.208.303	6.950.840	116,65
NETHERLANDS	97.619	108.372	11,02	643.505	821.509	27,66
FRANCE	328.556	238.713	-27,34	1.845.511	1.855.695	,55
GERMANY, FED. REP. OF	306.610	1.067.915	248,30	749.883	2.610.058	248,06
AUSTRIA	8.236	1.579	-80,83	44.132	10.512	-76,18
BELGIUM	111.736	169.406	51,61	670.105	1.019.980	52,21
SWITZERLAND	1.425	897	-37,05	15.669	7.850	-49,90
DENMARK	60.484	203.750	236,87	202.159	688.203	240,43
NORWAY	2.443	88.512	3523,09	15.659	285.227	1721,49
SWEDEN	85.795	100.651	17,32	222.584	231.562	4,03
IRELAND	104	0	-100,00	63	0	-100,00
ITALY	290.036	89.458	-69,16	1.458.369	474.352	-67,47
SPAIN	181.749	71.955	-60,41	717.179	387.991	-45,90
PORTUGAL	3.916	2.822	-27,94	23.325	16.271	-30,24
GREECE	7.657	16.302	112,90	45.408	109.732	141,66
DEMOCRATIC REPUBLIC OF THE CO	14.359	9.343	-34,93	55.351	35.527	-35,82
HUNGARY	10.365	3.124	-69,86	66.987	17.518	-73,85
POLAND	4.461	17.311	288,05	23.115	106.227	359,56
ROMANIA	4.390	4.573	4,17	17.548	28.937	64,90
BULGARIA	234	3.601	1438,89	425	21.211	4890,82
YUGOSLAVIA	3.196	0	-100,00	49.333	0	-100,00
UKRAINE	6.208	19.732	217,85	35.001	64.594	84,55
CROATIA	4.052	1.663	-58,96	24.692	10.667	-56,80
MALTA	443	11	-97,52	1.350	21	-98,44
SLOVAKIA	3	0	-100,00	435	0	-100,00
SLOVENIA	0	8.812	-	0	45.241	-
CZECH REPUBLIC	43.333	1.091.760	2419,47	152.250	3.517.515	2210,35
RUSSIA FEDERATION	4.754	0	-100,00	27.941	0	-100,00
-NIKEL	97.510.458	83.546.638	-14,32	1.971.501.448	1.249.171.086	-36,64
JAPAN	71.010.592	76.095.624	7,16	1.745.030.543	1.200.197.843	-31,22
HONG KONG	23.230	37	-99,84	89.209	673	-99,25
KOREA, REPUBLIC OF	4.986.394	57.742	-98,84	45.703.366	191.341	-99,58
TAIWAN	2.970.197	0	-100,00	29.077.039	0	-100,00
CHINA	11.003	10.706	-2,70	48.033	65.726	36,84
THAILAND	1	43	4200,00	1.280	432	-66,25
SINGAPORE	207.872	19.376	-90,68	3.329.185	36.364	-98,91
PHILIPPINES	1.047	0	-100,00	14.273	0	-100,00
MALAYSIA	9.254	42.019	354,06	59.689	178.665	199,33
VIET NAM	205	10.934	5233,66	1.250	83.696	6595,68
INDIA	40	4.382	10855,00	235	19.729	8295,32
PAKISTAN	958	0	-100,00	56.640	0	-100,00
BANGLADESH	92	0	-100,00	5.520	0	-100,00
OMAN	581.454	0	-100,00	3.474.471	0	-100,00
UNITED STATES	7.673	11	-99,86	892	202	-77,35
UNITED KINGDOM	2.263	11.605	412,81	21.681	92.187	325,20
NETHERLANDS	8.197.068	0	-100,00	85.277.511	0	-100,00
GERMANY, FED. REP. OF	1.990	0	-100,00	457	0	-100,00
AUSTRIA	0	59	-	0	68	-
BELGIUM	34.361	0	-100,00	117.000	0	-100,00
SWITZERLAND	9.448.224	7.294.100	-22,80	58.956.855	48.304.160	-18,07
SWEDEN	16.540	0	-100,00	236.319	0	-100,00
-BESI/BAJA	1.589.909.850	1.759.339.296	10,66	1.670.179.021	2.491.004.172	49,15
JAPAN	73.589.259	102.264.570	38,97	130.493.408	176.951.902	35,60
HONG KONG	11.866.809	3.305.817	-72,14	23.591.925	6.984.186	-70,40
KOREA, DEMOCRATIC PEOPLE'S REI	4.145	0	-100,00	32.625	0	-100,00
KOREA, REPUBLIC OF	25.545.280	40.137.056	57,12	71.610.150	175.058.430	144,46
TAIWAN	9.996.150	14.557.018	45,63	49.455.175	33.882.534	-31,49
CHINA	131.050.165	90.088.711	-31,26	41.402.814	56.089.829	35,47
MACAU	48	7.117	14727,08	820	42.591	5094,02
PAPUA NEW GUINEA	8.989.015	3.992.687	-55,58	10.641.146	5.440.849	-48,87
THAILAND	18.511.477	58.665.597	216,91	35.642.430	95.718.930	168,55
SINGAPORE	353.516.156	421.802.983	19,32	377.677.621	492.739.348	30,47
PHILIPPINES	10.390.227	26.921.553	159,10	14.543.024	36.397.513	150,27
MALAYSIA	172.938.044	155.628.430	-10,01	132.202.895	177.824.751	34,51
MYANMAR (FORM. BURMA)	1.997.943	1.606.946	-19,57	1.849.674	2.699.833	45,96
CAMBODIA	103	5.843.750	5673443,69	1.156	5.691.223	492220,33

TABEL 5. PERKEMBANGAN EKSPOR INDONESIA MENURUT KOMODITI DAN NEGARA TUJUAN

JENIS BARANG	BERAT BERSIH (KG)		PERUB	NILAI FOB (US \$)		PERUB
	JAN-SEP 2007	JAN-SEP 2008	%	JAN-SEP 2007	JAN-SEP 2008	%
	(1)	(2)	(3)	(4)	(5)	(6)
BRUNEI DARUSSALAM	1.378.970	1.010.658	-26,71	932.769	1.817.185	94,82
LAO PEOPLE'S DEMOCRATIC REPUB	30.371	0	-100,00	263.231	0	-100,00
NEPAL	0	57	-	0	315	-
VIET NAM	105.732.875	107.718.373	1,88	108.444.998	113.282.380	4,46
MALDIVES	98.157	75.496	-23,09	134.133	283.933	111,68
INDIA	77.563.664	33.941.223	-56,24	76.555.344	32.099.741	-58,07
PAKISTAN	7.864.800	5.454.063	-30,65	6.806.516	6.159.604	-9,50
BANGLADESH	7.401.619	3.894.256	-47,39	5.083.405	4.764.884	-6,27
SRI LANKA	13.448.143	9.953.320	-25,99	8.685.707	9.689.096	11,55
IRAN (ISLAMIC REPUBLIC OF)	59.438.666	54.737.550	-7,91	36.142.347	63.323.992	75,21
SAUDI ARABIA	22.782.012	7.252.746	-68,16	20.035.097	14.899.238	-25,63
ISRAEL	0	42.861	-	0	140.777	-
KUWAIT	10.201.537	9.097.656	-10,82	18.956.239	13.412.911	-29,24
JORDAN	296	49.854	16742,57	726	115.715	15838,71
LEBANON	29.095	23.584	-18,94	88.933	77.795	-12,52
YEMEN	8.768.256	3.152.245	-64,05	10.356.944	7.508.096	-27,51
OMAN	197.914	2.793.283	1311,36	616.849	13.857.451	2146,49
SYRIA ARAB REPUBLIC	2.877.596	3.757.534	30,58	6.343.490	6.868.238	8,27
TURKEY	2.384.462	2.204.581	-7,54	2.517.246	3.764.650	49,55
UNITED ARAB EMIRATES	59.846.473	96.975.680	62,04	49.882.746	103.579.495	107,65
QATAR	16.831.458	3.116.910	-81,48	50.371.787	9.694.338	-80,75
BAHRAIN	877.520	5.466.073	522,90	555.558	10.728.757	1831,17
CYPRUS	35.885	30.220	-15,79	75.043	92.808	23,67
EGYPT	5.609.437	3.507.304	-37,47	8.906.827	3.017.381	-66,12
LIBYAN ARAB JAMAHIRIYA	232.635	0	-100,00	760.526	0	-100,00
MOROCCO	2.163	100	-95,38	4.282	278	-93,51
TUNISIA	1.713	2.040.887	119041,10	5.333	2.880.212	53907,35
ALGERIA	9.247.596	5.897.729	-36,22	6.794.568	22.538.658	231,72
SUDAN	473.973	43.832	-90,75	301.849	511.918	69,59
NAMIBIA	508	690	35,83	1.381	2.052	48,59
ETHIOPIA	271	230.750	85047,60	4.564	302.283	6523,20
TANZANIA, UNITED REPUBLIC OF	821	225.267	27338,12	3.710	401.328	10717,47
MADAGASCAR	2.007.268	1.948.387	-2,93	1.750.885	2.267.606	29,51
SOMALIA	0	721.237	-	0	908.700	-
KENYA	82.724	170.957	106,66	81.567	311.027	281,31
REUNION	30.182	32.746	8,50	50.710	61.582	21,44
MOZAMBIQUE	0	732.548	-	0	970.707	-
TOGO	1	0	-100,00	2	0	-100,00
GHANA	529.265	90.717	-82,86	1.209.438	189.652	-84,32
ANGOLA	1.091.574	991.050	-9,21	2.098.434	1.803.561	-14,05
CONGO	975.685	0	-100,00	1.974.806	0	-100,00
CAMEROON	48.547	35.922	-26,01	197.633	69.829	-64,67
NIGERIA	4.014.226	334.561	-91,67	2.841.578	739.143	-73,99
GABON	14.715	15.428	4,85	24.560	34.437	40,22
COTE D'IVOIRE	31.813	53.221	67,29	26.783	64.248	139,88
SENEGAL	490	888	81,22	231	2.296	893,94
MAURITANIA	0	250.099	-	0	750.803	-
BENIN	42.301	116.814	176,15	58.425	266.462	356,08
GAMBIA	1.184	0	-100,00	7.125	0	-100,00
U.S. VIRGIN ISLANDS	631	0	-100,00	1.783	0	-100,00
SEYCHELLES	620	553.810	89224,19	825	666.979	80745,94
NIGER	0	88	-	0	250	-
DJIBOUTI	720	1.912.292	265496,11	126	2.289.311	1816813,49
SAINT HELENA	86	0	-100,00	548	0	-100,00
SOUTH AFRICA	1.089.394	4.664.029	328,13	1.087.376	9.672.539	789,53
ZIMBABWE	0	5.074	-	0	10.258	-
ZAMBIA	570.736	139.326	-75,59	1.365.093	299.140	-78,09
COMOROS	6.139	0	-100,00	1.229	0	-100,00
MAURITIUS	4.071.292	6.392.354	57,01	5.675.259	9.305.482	63,97
RWANDA	0	35	-	0	250	-
VIRGIN ISLANDS (BRITISH)	0	85	-	0	521	-
AUSTRALIA	72.845.002	190.429.038	161,42	55.320.568	197.912.827	257,76
NEW ZEALAND	4.802.673	6.309.173	31,37	3.406.959	8.313.605	144,02
MICRONESIA, FEDERATED STATES (2.899	203	-93,00	7.152	1.039	-85,47
GUAM	45.738	17.981	-60,69	16.686	16.082	-3,62
PALAU	1.814	1.918	5,73	1.769	3.261	84,34
NEW CALEDONIA	34.093	59.129	73,43	40.050	146.148	264,91
NORTHERN MARIANA ISLANDS	80	0	-100,00	235	0	-100,00
SAINT VINCENT AND THE GRENADIN	253	43	-83,00	399	43	-89,22
VANUATU	2.701	63.143	2237,76	4.737	137.365	2799,83
WALLIS AND FUTUNA ISLANDS	1.891	840	-55,58	3.563	1.824	-48,81
COOK ISLANDS	2.788	3.335	19,62	5.051	22.279	341,08
FIJI	687.092	56.772	-91,74	918.613	122.609	-86,65
SAMOA	1.501	0	-100,00	4.551	0	-100,00
SOLOMON ISLANDS	24.069	2.057.343	8447,69	39.278	1.737.730	4324,18
TONGA	0	1.088	-	0	1.471	-
TUVALU	96	0	-100,00	354	0	-100,00
EAST TIMOR	36.335	4.915.135	13427,27	14.146	6.077.138	42860,12

TABEL 5. PERKEMBANGAN EKSPOR INDONESIA MENURUT KOMODITI DAN NEGARA TUJUAN

JENIS BARANG	BERAT BERSIH (KG)		PERUB	NILAI FOB (US \$)		PERUB
	JAN-SEP 2007	JAN-SEP 2008	%	JAN-SEP 2007	JAN-SEP 2008	%
	(1)	(2)	(3)	(4)	(5)	(6)
UNITED STATES	46.452.402	62.901.944	35,41	87.044.461	151.347.069	73,87
CANADA	871.416	1.506.936	72,93	3.353.935	6.144.208	83,19
MEXICO	379.116	865.089	128,19	1.010.220	2.288.244	126,51
GUATEMALA	72.139	158.905	120,28	136.186	416.774	206,03
HONDURAS	0	294	-	0	239	-
NICARAGUA	51	2.716	5225,49	39	4.903	12471,79
PANAMA	6.402	1.389	-78,30	7.671	2.993	-60,98
SURINAME	0	16.874	-	0	37.286	-
CHILE	137.727	389.284	182,65	210.924	615.827	191,97
VENEZUELA	71.541	5.049	-92,94	159.221	101.118	-36,49
ARGENTINA	488.612	109.180	-77,66	2.070.169	795.448	-61,58
BRAZIL	547.385	2.582.332	371,76	1.837.002	9.481.704	416,15
COLOMBIA	48.288	186.691	286,62	165.895	607.021	265,91
BOLIVIA	3.647	0	-100,00	46.876	0	-100,00
URUGUAY	42.787	44.756	4,60	183.944	120.099	-34,71
ECUADOR	85.065	573.341	574,00	282.758	1.264.615	347,24
PERU	318.336	449.949	41,34	650.690	995.107	52,93
TRINIDAD AND TOBAGO	0	101.162	-	0	106.279	-
BAHAMAS	0	35	-	0	35	-
JAMAICA	4.430	714	-83,88	3.556	589	-83,44
PUERTO RICO	36.240	405.514	1018,97	199.476	649.345	225,53
BELIZE	8	26	225,00	71	107	50,70
DOMINICAN REPUBLIC	5.311	3.654	-31,20	4.152	16.420	295,47
EL SALVADOR	812	0	-100,00	415	0	-100,00
COSTA RICA	7.555	4.072	-46,10	8.293	3.948	-52,39
BARBADOS	88	50.950	57797,73	163	61.340	37531,90
ANTIGUA AND BARBUDA	114	0	-100,00	218	0	-100,00
ANGUILLA	5.715	0	-100,00	17.283	0	-100,00
ARUBA	1.104	504	-54,35	1.796	4.796	167,04
BERMUDA	15	2	-86,67	207	60	-71,01
FRENCH GUIANA	1.270	5.045	297,24	2.715	15.075	455,25
FRENCH POLYNESIA	45.665	1.844.253	3938,66	59.417	1.541.884	2495,02
GRENADA	22	48	118,18	112	235	109,82
MARTINIQUE	4.303	4.971	15,52	6.699	9.298	38,80
NETHERLANDS ANTILLES	5.283	9.560	80,96	8.534	11.503	34,79
TURKS AND CAICOS ISLANDS	0	128	-	0	212	-
GUADELOUPE	9.856	4.394	-55,42	26.493	9.621	-63,68
SAINT KITTS AND NEVIS	0	3.391	-	0	2.001	-
UNITED KINGDOM	32.101.384	11.969.477	-62,71	20.857.609	10.709.093	-48,66
NETHERLANDS	73.910.704	60.657.641	-17,93	55.296.662	62.357.968	12,77
FRANCE	1.798.423	386.490	-78,51	5.495.730	2.131.310	-61,22
GERMANY, FED. REP. OF	43.730.186	47.096.826	7,70	32.167.406	45.062.432	40,09
AUSTRIA	8.923	2.046	-77,07	18.631	6.788	-63,57
BELGIUM	29.992.973	2.799.961	-90,66	24.355.593	13.729.640	-43,63
SWITZERLAND	119.727	29.615.469	24635,83	259.244	185.398.244	71414,96
LUXEMBOURG	47	0	-100,00	145	0	-100,00
DENMARK	15.865.378	9.756.208	-38,51	10.046.837	7.326.847	-27,07
NORWAY	6.563	52.976	707,19	85.118	196.968	131,41
SWEDEN	86.410	510.358	490,62	436.346	1.195.347	173,94
FINLAND	60.135	20.107	-66,56	330.741	220.115	-33,45
IRELAND	21.869	7.288	-66,67	30.587	13.343	-56,38
ITALY	10.316.883	3.161.506	-69,36	26.397.120	10.200.752	-61,36
SPAIN	1.098.459	5.421.416	393,55	2.883.113	6.740.577	133,80
PORTUGAL	129.632	532.719	310,95	602.383	1.673.082	177,74
ICELAND	16	119.937	749506,25	576	258.000	44691,67
GREECE	176.992	205.834	16,30	915.134	514.799	-43,75
VATICAN CITY STATE (HOLY SEE)	152	0	-100,00	130	0	-100,00
ANDORRA	146.863	0	-100,00	522.340	0	-100,00
DEMOCRATIC REPUBLIC OF THE CO	1.888	955	-49,42	8.183	3.636	-55,57
HUNGARY	4.112	5.053	22,88	7.283	6.972	-4,27
POLAND	39.015	132.652	240,00	193.300	382.872	98,07
ROMANIA	21.501	1.217.295	5561,57	18.216	1.900.937	10335,53
BULGARIA	4.780	11.787	146,59	11.293	56.825	403,19
YUGOSLAVIA	530	2.236	321,89	862	4.492	421,11
ALBANIA	0	135	-	0	203	-
AZERBAIJAN	820.790	0	-100,00	1.363.757	0	-100,00
KAZAKHSTAN	1	3.072	307100,00	60	4.432	7286,67
KYRGYZSTAN	128	0	-100,00	8.227	0	-100,00
TURKMENISTAN	0	21.952	-	0	132.014	-
UKRAINE	23.237	18.105	-22,09	40.353	36.742	-8,95
LITHUANIA	20.092	202.608	908,40	48.545	536.003	1004,14
LATVIA	10	0	-100,00	360	0	-100,00
ESTONIA	59.109	575.259	873,22	212.098	1.613.649	660,80
GEORGIA	87.925	99.556	13,23	66.866	127.723	91,01
CROATIA	2.119	11.177	427,47	3.762	32.295	758,45
BOSNIA AND HERZEGOVINA	8.945	170	-98,10	26.063	798	-96,94
MALTA	4.556.579	1.717	-99,96	2.481.289	4.684	-99,81
SLOVAKIA	499	393	-21,24	15.697	2.456	-84,35

TABEL 5. PERKEMBANGAN EKSPOR INDONESIA MENURUT KOMODITI DAN NEGARA TUJUAN

JENIS BARANG	BERAT BERSIH (KG)		PERUB	NILAI FOB (US \$)		PERUB
	JAN-SEP 2007	JAN-SEP 2008	%	JAN-SEP 2007	JAN-SEP 2008	%
(1)	(2)	(3)	(4)	(5)	(6)	(7)
SLOVENIA	7.689	5.810	-24,44	20.087	21.722	8,14
CZECH REPUBLIC	8.176	3.739	-54,27	53.502	11.577	-78,36
RUSSIA FEDERATION	165.976	1.882.388	1034,13	382.644	5.217.800	1263,62
-TEMBAGA	252.312.286	214.326.127	-15,06	2.083.475.733	1.810.329.353	-13,11
JAPAN	23.937.364	2.839.239	-88,14	522.991.281	150.845.358	-71,16
HONG KONG	8.533.235	8.733.477	2,35	52.001.549	62.349.877	19,90
KOREA, REPUBLIC OF	4.381.143	5.062.417	15,55	128.462.721	162.025.291	26,13
TAIWAN	22.944.813	13.156.220	-42,66	149.406.789	88.327.807	-40,88
CHINA	49.495.921	43.617.473	-11,88	241.054.156	235.653.813	-2,24
PAPUA NEW GUINEA	0	56	-	0	89	-
THAILAND	36.779.075	46.724.286	27,04	255.785.780	366.310.257	43,21
SINGAPORE	14.261.288	15.864.391	11,24	86.932.974	165.469.676	90,34
PHILIPPINES	12.310.702	11.672.400	-5,18	91.361.787	95.868.292	4,93
MALAYSIA	68.021.650	54.214.569	-20,30	473.940.679	414.099.486	-12,63
MYANMAR (FORM. BURMA)	1.794	0	-100,00	14.062	0	-100,00
CAMBODIA	30	0	-100,00	550	0	-100,00
BRUNEI DARUSSALAM	16.491	670	-95,94	2.670	338	-87,34
LAO PEOPLE'S DEMOCRATIC REPUB	1.440	0	-100,00	89.700	0	-100,00
VIET NAM	9.135.610	6.278.396	-31,28	66.079.401	50.427.465	-23,69
MALDIVES	1.414	533	-62,31	15.461	5.347	-65,42
INDIA	322.099	583.208	81,06	2.460.651	4.724.361	92,00
PAKISTAN	206	96.604	46795,15	2.367	654.700	27559,48
BANGLADESH	452.476	64.000	-85,86	3.510.785	501.302	-85,72
SRI LANKA	81	28	-65,43	800	134	-83,25
IRAN (ISLAMIC REPUBLIC OF)	1.524	610	-59,97	21.810	9.627	-55,86
ISRAEL	0	55	-	0	1.000	-
LEBANON	713	0	-100,00	1.109	0	-100,00
TURKEY	442	6	-98,64	515	100	-80,58
UNITED ARAB EMIRATES	729	2.343	221,40	3.199	12.586	293,44
QATAR	0	3.021	-	0	2.275	-
MADAGASCAR	200.000	749.999	275,00	100.000	540.000	440,00
KENYA	0	5.984	-	0	27.882	-
REUNION	105	0	-100,00	334	0	-100,00
SENEGAL	120	690	475,00	4.984	6.880	38,04
SEYCHELLES	0	59	-	0	128	-
SOUTH AFRICA	5.737	2.154	-62,45	19.413	8.725	-55,06
MAURITIUS	0	61	-	0	786	-
VIRGIN ISLANDS (BRITISH)	0	959	-	0	2.630	-
AUSTRALIA	89.647	28.380	-68,34	371.888	356.412	-4,16
NEW ZEALAND	36.444	268.455	636,62	2.759	252.662	9057,74
NEW CALEDONIA	36	53	47,22	133	150	12,78
VANUATU	233	287	23,18	282	521	84,75
FIJI	1.036	2.372	128,96	5.836	10.921	87,13
TONGA	0	37	-	0	30	-
EAST TIMOR	0	324.487	-	0	247.204	-
UNITED STATES	645.937	3.719.161	475,78	6.815.978	9.719.328	42,60
CANADA	55.858	69.522	24,46	490.229	669.549	36,58
MEXICO	302	0	-100,00	2.612	0	-100,00
VENEZUELA	4	21	425,00	119	177	48,74
ARGENTINA	15	0	-100,00	23	0	-100,00
BRAZIL	37.182	13.803	-62,88	169.860	174.493	2,73
COLOMBIA	91	0	-100,00	123	0	-100,00
BOLIVIA	44	281	538,64	497	4.778	861,37
ECUADOR	7.148	0	-100,00	17.092	0	-100,00
PERU	0	13	-	0	100	-
BAHAMAS	140	0	-100,00	3.475	0	-100,00
PUERTO RICO	0	1	-	0	3	-
DOMINICAN REPUBLIC	113	249	120,35	193	333	72,54
COSTA RICA	132	0	-100,00	283	0	-100,00
ANTIGUA AND BARBUDA	33	0	-100,00	1.591	0	-100,00
ANGUILLA	78	0	-100,00	236	0	-100,00
NETHERLANDS ANTILLES	0	252	-	0	1.105	-
GUADELOUPE	0	114	-	0	150	-
UNITED KINGDOM	154.492	24.389	-84,21	375.008	123.241	-67,14
NETHERLANDS	61.470	10.006	-83,72	96.927	73.484	-24,19
FRANCE	3.951	4.217	6,73	21.854	17.794	-18,58
GERMANY, FED. REP. OF	30.724	4.694	-84,72	155.360	27.922	-82,03
AUSTRIA	0	1.574	-	0	15.285	-
BELGIUM	48.776	78.908	61,78	275.960	586.974	112,70
SWITZERLAND	504	101	-79,96	1.355	827	-38,97
DENMARK	2.021	1.923	-4,85	8.925	5.835	-34,62
SWEDEN	67.635	79.086	16,93	196.379	70.570	-64,06
FINLAND	181	12	-93,37	1.840	34	-98,15
ITALY	6.391	7.821	22,38	9.442	32.261	241,68
SPAIN	5.452	5.408	-,81	22.006	14.366	-34,72
PORTUGAL	760	0	-100,00	1.713	0	-100,00
GREECE	1.107	2.036	83,92	3.601	6.412	78,06

TABEL 5. PERKEMBANGAN EKSPOR INDONESIA MENURUT KOMODITI DAN NEGARA TUJUAN

JENIS BARANG	BERAT BERSIH (KG)		PERUB	NILAI FOB (US \$)		PERUB
	JAN-SEP 2007	JAN-SEP 2008	%	JAN-SEP 2007	JAN-SEP 2008	%
(1)	(2)	(3)	(4)	(5)	(6)	(7)
DEMOCRATIC REPUBLIC OF THE CO	25.173	0	-100,00	97.030	0	-100,00
POLAND	295	0	-100,00	987	0	-100,00
ROMANIA	0	1	-	0	25	-
YUGOSLAVIA	0	533	-	0	806	-
CROATIA	4	6	50,00	39	10	-74,36
MALTA	290	0	-100,00	360	0	-100,00
SLOVAKIA	1.170	3.917	234,79	21.598	39.306	81,99
CZECH REPUBLIC	221.215	99	-99,96	36.613	73	-99,80
-SENG	4.316.495	2.786.036	-35,46	9.014.719	6.084.600	-32,50
JAPAN	2.007.694	1.613.715	-19,62	4.578.119	2.865.912	-37,40
HONG KONG	0	42.458	-	0	62.953	-
TAIWAN	282.633	116.916	-58,63	184.800	55.010	-70,23
CHINA	404.850	160.753	-60,29	272.599	183.016	-32,86
PAPUA NEW GUINEA	0	172	-	0	165	-
THAILAND	400.001	73.031	-81,74	1.233.658	74.344	-93,97
SINGAPORE	396.182	65.333	-83,51	777.755	129.119	-83,40
PHILIPPINES	116.474	68.837	-40,90	260.494	106.081	-59,28
MALAYSIA	77.663	40.043	-48,44	200.354	78.216	-60,96
BRUNEI DARUSSALAM	1.693	0	-100,00	6.112	0	-100,00
VIET NAM	123.027	2.524	-97,95	440.317	16.440	-96,27
INDIA	395.392	68.075	-82,78	896.739	173.743	-80,63
PAKISTAN	0	54.015	-	0	1.728.480	-
SRI LANKA	53.741	0	-100,00	88.046	0	-100,00
EGYPT	1	0	-100,00	1	0	-100,00
KENYA	0	8.000	-	0	13.216	-
GHANA	0	279	-	0	833	-
ANGOLA	0	1.750	-	0	1.500	-
CAMEROON	0	1.339	-	0	776	-
NIGERIA	40.000	28.000	-30,00	40.000	32.270	-19,33
GAMBIA	619	0	-100,00	435	0	-100,00
AUSTRALIA	10.925	0	-100,00	27.341	0	-100,00
AMERICAN SAMOA	2.211	6.271	183,63	3.650	9.093	149,12
SAMOA	0	2.898	-	0	8.126	-
EAST TIMOR	330	399.277	120893,03	294	454.978	154654,42
UNITED STATES	0	18	-	0	100	-
JAMAICA	2.677	0	-100,00	220	0	-100,00
UNITED KINGDOM	224	23	-89,73	3.295	132	-95,99
NETHERLANDS	0	914	-	0	5.792	-
FRANCE	158	1	-99,37	490	2	-99,59
GERMANY, FED. REP. OF	0	21	-	0	91	-
SWEDEN	0	17.096	-	0	21.162	-
PORTUGAL	0	14.208	-	0	60.500	-
POLAND	0	69	-	0	2.550	-
-LOGAM TIDAK MULIA LAIN	329.248.598	194.327.773	-40,98	155.388.329	196.161.289	26,24
JAPAN	62.568.383	5.146.903	-91,77	26.135.733	25.388.357	-2,86
HONG KONG	1.155.734	1.149.632	-53	3.793.868	3.643.698	-3,96
KOREA, DEMOCRATIC PEOPLE'S REI	55	0	-100,00	10	0	-100,00
KOREA, REPUBLIC OF	199.532	69.540.113	34751,61	773.052	7.267.539	840,11
TAIWAN	134.219	249.088	85,58	458.655	654.710	42,75
CHINA	64.834.385	1.252.313	-98,07	4.493.423	3.059.554	-31,91
MONGOLIA	137	0	-100,00	10.046	0	-100,00
MACAU	2.291	5.414	136,32	17.383	44	-99,75
PAPUA NEW GUINEA	920.578	469.848	-48,96	2.364.477	2.202.070	-6,87
THAILAND	2.069.475	2.547.954	23,12	12.798.309	17.075.575	33,42
SINGAPORE	18.163.377	19.052.186	4,89	26.850.198	33.892.716	26,23
PHILIPPINES	79.530.071	2.512.656	-96,84	5.627.086	4.776.407	-15,12
MALAYSIA	2.611.716	3.387.758	29,71	9.596.714	13.637.868	42,11
MYANMAR (FORM. BURMA)	15.179	575	-96,21	37.893	1.244	-96,72
CAMBODIA	24.870	24.003	-3,49	20.876	71.328	241,67
BRUNEI DARUSSALAM	48.684	53.140	9,15	177.426	122.866	-30,75
LAO PEOPLE'S DEMOCRATIC REPUB	1.390	16.321	1074,17	23.427	88.119	276,14
VIET NAM	1.386.553	2.368.440	70,81	5.306.715	15.769.006	197,15
MALDIVES	34.064	27.765	-18,49	59.543	107.343	80,28
INDIA	570.691	70.106.547	12184,50	1.673.925	3.698.140	120,93
PAKISTAN	135.987	173.861	27,85	484.175	678.173	40,07
BANGLADESH	21.554	1.768	-91,80	78.730	4.836	-93,86
SRI LANKA	64.331	77.004	19,70	160.512	386.384	140,72
IRAQ	39.998	79.543	98,87	39.600	194.237	390,50
IRAN (ISLAMIC REPUBLIC OF)	76.913	524.737	582,25	316.023	943.759	198,64
SAUDI ARABIA	789.850	402.171	-49,08	869.097	836.268	-3,78
ISRAEL	0	60.784	-	0	99.690	-
KUWAIT	73.687	44.410	-39,73	133.469	125.022	-6,33
JORDAN	22.421	17.247	-23,08	91.569	49.253	-46,21
LEBANON	121.990	85.159	-30,19	136.588	402.537	194,71
YEMEN	41.306	749	-98,19	87.131	2.759	-96,83
OMAN	87.579	8.438	-90,37	97.968	25.384	-74,09

TABEL 5. PERKEMBANGAN EKSPOR INDONESIA MENURUT KOMODITI DAN NEGARA TUJUAN

JENIS BARANG	BERAT BERSIH (KG)		PERUB	NILAI FOB (US \$)		PERUB
	JAN-SEP 2007	JAN-SEP 2008	%	JAN-SEP 2007	JAN-SEP 2008	%
	(1)	(2)	(3)	(4)	(5)	(6)
SYRIA ARAB REPUBLIC	178.016	122.797	-31,02	451.246	139.616	-69,06
TURKEY	19.548	83.588	327,60	162.972	570.855	250,28
UNITED ARAB EMIRATES	1.310.606	1.863.408	42,18	1.848.793	3.966.668	114,55
QATAR	65.199	256.030	292,69	148.477	466.810	214,40
BAHRAIN	703	21.827	3004,84	1.582	29.595	1770,73
CYPRUS	18.686	65.642	251,29	21.874	88.509	304,63
EGYPT	87.099	79.435	-8,80	187.241	274.725	46,72
LIBYAN ARAB JAMAHIRIYA	19.458	72.190	271,00	19.609	135.540	591,21
MOROCCO	53.803	16.431	-69,46	53.867	19.823	-63,20
TUNISIA	1.724	6.020	249,19	53.522	9.969	-81,37
ALGERIA	40.000	288	-99,28	40.040	8.065	-79,86
SUDAN	626	8.056	1186,90	3.300	111.956	3292,61
NAMIBIA	0	2.152	-	0	1.631	-
ETHIOPIA	4.619	81.773	1670,36	5.320	87.364	1542,18
TANZANIA, UNITED REPUBLIC OF	29.149	44.567	52,89	89.901	145.385	61,72
MADAGASCAR	60.376	17.859	-70,42	50.407	36.741	-27,11
KENYA	109.495	142.968	30,57	331.849	445.991	34,40
REUNION	6.667	14.504	117,55	8.152	15.095	85,17
MOZAMBIQUE	0	275	-	0	560	-
BOTSWANA	144	44	-69,44	360	150	-58,33
GHANA	18.560	0	-100,00	25.215	0	-100,00
LIBERIA	798	20.747	2499,87	11.160	141.101	1164,35
ANGOLA	49.568	15.636	-68,46	37.638	56.285	49,54
CONGO	227	0	-100,00	10.845	0	-100,00
CAMEROON	182	0	-100,00	8.876	0	-100,00
NIGERIA	551.544	842.510	52,75	1.379.676	2.376.268	72,23
SIERRA LEONE	2.790	4.129	47,99	11.076	21.501	94,12
SENEGAL	156	0	-100,00	1.123	0	-100,00
BENIN	125.124	57.534	-54,02	94.166	42.080	-55,31
BURKINA FASO	0	23	-	0	50	-
U.S. VIRGIN ISLANDS	0	200	-	0	520	-
SEYCHELLES	0	27.463	-	0	46.624	-
UGANDA	10.626	40.573	281,83	29.967	116.192	287,73
CENTRAL AFRICAN REPUBLIC	0	250	-	0	2.730	-
NIGER	17.520	0	-100,00	36.060	0	-100,00
SAO TOME AND PRINCIPE	521	7.277	1296,74	800	8.700	987,50
SOUTH AFRICA	382.550	287.339	-24,89	653.019	1.138.601	74,36
COMOROS	159	952	498,74	885	3.646	311,98
MAURITIUS	10.175	25.630	151,89	45.001	56.014	24,47
VIRGIN ISLANDS (BRITISH)	0	266	-	0	418	-
AUSTRALIA	1.796.618	1.641.031	-8,66	8.709.981	10.067.372	15,58
NEW ZEALAND	317.232	124.490	-60,76	467.649	431.279	-7,78
GUAM	1.201	13.840	1052,37	5.901	23.580	299,59
PALAU	0	8	-	0	35	-
NEW CALEDONIA	65.613	104.317	58,99	228.712	385.549	68,57
NORTHERN MARIANA ISLANDS	309	0	-100,00	465	0	-100,00
SAINT VINCENT AND THE GRENADIN	0	4.662	-	0	44.100	-
VANUATU	4.098	1.688	-58,81	12.023	632	-94,74
AMERICAN SAMOA	525	0	-100,00	192	0	-100,00
COOK ISLANDS	1.021	0	-100,00	815	0	-100,00
FIJI	19.728	22.048	11,76	115.975	159.547	37,57
SAMOA	4.858	1.989	-59,06	17.257	9.989	-42,12
TONGA	0	1.444	-	0	1.114	-
EAST TIMOR	12.311	504.752	4000,01	18.969	412.583	2075,04
UNITED STATES	1.850.224	1.686.606	-8,84	13.116.716	14.088.809	7,41
CANADA	227.774	221.407	-2,80	1.963.489	2.622.477	33,56
MEXICO	9.374	15.900	69,62	64.418	92.931	44,26
GUATEMALA	0	42	-	0	71	-
PANAMA	38.668	18.260	-52,78	137.997	93.781	-32,04
SURINAME	5.765	242	-95,80	17.022	1.700	-90,01
CHILE	16.729	11.343	-32,20	120.503	99.715	-17,25
VENEZUELA	18.205	5.108	-71,94	33.740	21.772	-35,47
ARGENTINA	42.445	44.878	5,73	274.905	641.192	133,24
BRAZIL	15.451	91.668	493,28	127.130	1.002.512	688,57
COLOMBIA	3.363	1.756	-47,78	60.033	17.861	-70,25
BOLIVIA	0	42	-	0	450	-
URUGUAY	2.865	3.810	32,98	9.677	45.162	366,69
ECUADOR	1.085	184	-83,04	5.749	2.528	-56,03
PERU	0	100	-	0	303	-
TRINIDAD AND TOBAGO	8.690	5.906	-32,04	18.682	15.807	-15,39
BAHAMAS	62	1.901	2966,13	55	4.968	8932,73
JAMAICA	17.235	19.196	11,38	34.439	38.351	11,36
PUERTO RICO	0	2.464	-	0	7.401	-
BELIZE	7	252	3500,00	10	1.028	10180,00
DOMINICAN REPUBLIC	4.766	2.123	-55,46	9.851	6.399	-35,04
EL SALVADOR	1.463	0	-100,00	6.272	0	-100,00
COSTA RICA	8.600	5.983	-30,43	9.063	12.423	37,07
BARBADOS	13.593	21.319	56,84	27.096	49.446	82,48

TABEL 5. PERKEMBANGAN EKSPOR INDONESIA MENURUT KOMODITI DAN NEGARA TUJUAN

JENIS BARANG	BERAT BERSIH (KG)		PERUB	NILAI FOB (US \$)		PERUB
	JAN-SEP 2007	JAN-SEP 2008	%	JAN-SEP 2007	JAN-SEP 2008	%
	(1)	(2)	(3)	(4)	(5)	(6)
ANTIGUA AND BARBUDA	1.126	1.018	-9,59	8.244	3.380	-59,00
ANGUILLA	4.251	0	-100,00	4.625	0	-100,00
ARUBA	0	1.238	-	0	2.141	-
BERMUDA	228	484	112,28	1.289	2.937	127,85
CAYMAN ISLANDS	1.511	290	-80,81	9.218	445	-95,17
DOMINICA	37	181	389,19	70	494	605,71
FRENCH GUIANA	424	3.496	724,53	797	6.675	737,52
FRENCH POLYNESIA	7.098	23.238	227,39	9.002	36.049	300,46
GRENADA	3.042	2.936	-3,48	5.563	6.145	10,46
MARTINIQUE	636	4.961	680,03	783	7.228	823,12
NETHERLANDS ANTILLES	6.471	4.919	-23,98	30.997	25.302	-18,37
SAINT LUCIA	4.352	13.465	209,40	7.436	30.400	308,82
TURKS AND CAICOS ISLANDS	276	22	-92,03	968	42	-95,66
GAUDELLOUPE	2.887	996	-65,50	3.688	1.857	-49,65
SAINT KITTS AND NEVIS	27	0	-100,00	377	0	-100,00
UNITED KINGDOM	80.968.641	1.388.192	-98,29	6.470.350	4.045.417	-37,48
NETHERLANDS	286.882	301.351	5,04	1.789.962	1.934.366	8,07
FRANCE	529.759	255.894	-51,70	1.056.026	720.792	-31,74
GERMANY, FED. REP. OF	738.771	2.145.332	190,39	4.046.735	7.571.942	87,11
AUSTRIA	5.315	17.341	226,27	34.860	198.511	469,45
BELGIUM	211.022	239.324	13,41	484.245	521.869	7,77
SWITZERLAND	19.032	39.318	106,59	206.224	525.837	154,98
LUXEMBOURG	0	2.100	-	0	6.216	-
DENMARK	54.445	68.358	25,55	136.085	297.402	118,54
NORWAY	27.873	7.454	-73,26	134.618	36.142	-73,15
SWEDEN	143.884	155.390	8,00	609.423	658.643	8,08
FINLAND	7.095	3.093	-56,41	60.514	25.819	-57,33
IRELAND	152.201	195.238	28,28	221.120	429.908	94,42
ITALY	1.017.791	723.306	-28,93	1.392.231	1.253.422	-9,97
SPAIN	1.407.740	406.152	-71,15	4.036.597	1.065.038	-73,62
PORTUGAL	12.922	23.162	79,24	23.426	27.091	15,65
GREECE	89.100	47.920	-46,22	132.980	115.651	-13,03
DEMOCRATIC REPUBLIC OF THE CO	0	57	-	0	14.706	-
HUNGARY	9.353	6.651	-28,89	16.304	21.896	34,30
POLAND	3.081	6.767	119,64	20.473	181.926	788,61
ROMANIA	7.288	1.109	-84,78	27.874	2.829	-89,85
BULGARIA	1.745	4.653	166,65	4.482	24.459	445,72
YUGOSLAVIA	12	0	-100,00	28	0	-100,00
AZERBAIJAN	0	3	-	0	919	-
KAZAKHSTAN	32	976	2950,00	46	55.712	121013,04
UKRAINE	43.264	2.395	-94,46	82.753	14.572	-82,39
LITHUANIA	0	425	-	0	875	-
LATVIA	0	385	-	0	822	-
ESTONIA	9.037	16.240	79,71	22.602	22.283	-1,41
GEORGIA	8.676	0	-100,00	38.750	0	-100,00
CROATIA	2.122	5.821	174,32	11.819	26.478	124,03
MALTA	20.357	3.626	-82,19	27.021	3.661	-86,45
SLOVAKIA	990	2	-99,80	5.107	10	-99,80
SLOVENIA	0	570	-	0	609	-
CZECH REPUBLIC	2.394	3.069	28,20	8.601	22.006	155,85
SOUTH GEORGIA AND THE SOUTH S	0	141	-	0	121	-
RUSSIA FEDERATION	2.112	1.045	-50,52	51.590	36.713	-28,84
-PAKAIAN JADI	305.864.189	324.009.938	5,93	4.372.584.195	4.686.630.880	7,18
JAPAN	7.230.072	7.440.551	2,91	96.152.990	96.996.375	,88
HONG KONG	504.083	494.641	-1,87	8.112.605	9.062.097	11,70
KOREA, DEMOCRATIC PEOPLE'S REI	1.250	182	-85,44	12.135	4.275	-64,77
KOREA, REPUBLIC OF	971.615	1.182.507	21,71	15.662.203	19.330.615	23,42
TAIWAN	321.835	256.610	-20,27	4.813.162	4.800.703	-,26
CHINA	866.264	748.502	-13,59	11.449.901	17.219.382	50,39
MONGOLIA	0	220	-	0	6.969	-
MACAU	149	61	-59,06	6.991	1.257	-82,02
PAPUA NEW GUINEA	421.353	412.651	-2,07	1.626.498	1.651.489	1,54
THAILAND	598.790	1.014.552	69,43	5.811.389	9.704.343	66,99
SINGAPORE	5.621.131	3.567.226	-36,54	53.246.837	35.143.556	-34,00
PHILIPPINES	302.597	487.142	60,99	3.049.568	3.917.127	28,45
MALAYSIA	8.192.185	8.073.443	-1,45	40.596.752	50.686.114	24,85
MYANMAR (FORM. BURMA)	9.558	14.530	52,02	85.726	214.593	150,32
CAMBODIA	137.568	8.746	-93,64	745.174	40.869	-94,52
BRUNEI DARUSSALAM	236.001	201.837	-14,48	1.498.237	1.772.150	18,28
LAO PEOPLE'S DEMOCRATIC REPUB	8	53.269	665762,50	143	325.113	227251,75
NEPAL	38.517	67.197	74,46	377.553	628.400	66,44
VIET NAM	180.809	316.183	74,87	1.396.537	2.108.574	50,99
MALDIVES	73.235	55.314	-24,47	324.338	249.781	-22,99
INDIA	217.459	230.916	6,19	1.236.125	2.734.467	121,21
PAKISTAN	262.869	322.237	22,58	1.957.969	3.125.813	59,65
BANGLADESH	11.106	10.690	-3,75	46.982	50.707	7,93
SRI LANKA	1.273.554	1.133.209	-11,02	7.334.260	5.811.301	-20,76

TABEL 5. PERKEMBANGAN EKSPOR INDONESIA MENURUT KOMODITI DAN NEGARA TUJUAN

JENIS BARANG	BERAT BERSIH (KG)		PERUB	NILAI FOB (US \$)		PERUB
	JAN-SEP 2007	JAN-SEP 2008	%	JAN-SEP 2007	JAN-SEP 2008	%
	(1)	(2)	(3)	(4)	(5)	(6)
AFGHANISTAN	17.820	417	-97,66	76.070	16.016	-78,95
IRAN (ISLAMIC REPUBLIC OF)	56.069	162.501	189,82	492.464	1.161.264	135,81
SAUDI ARABIA	5.375.760	5.542.612	3,10	47.019.434	53.030.402	12,78
ISRAEL	0	24.042	-	0	630.709	-
KUWAIT	303.769	406.368	33,78	3.144.413	3.872.441	23,15
JORDAN	1.183	15.024	1169,99	38.672	86.935	124,80
LEBANON	12.695	28.360	123,40	315.888	510.206	61,51
YEMEN	529.211	597.092	12,83	4.028.517	5.600.373	39,02
OMAN	11.769	14.697	24,88	157.185	138.410	-11,94
SYRIA ARAB REPUBLIC	8.558	0	-100,00	31.553	0	-100,00
TURKEY	366.136	489.293	33,64	6.457.296	10.511.614	62,79
UNITED ARAB EMIRATES	8.411.265	9.669.488	14,96	97.096.969	109.412.670	12,68
QATAR	6.484	17.660	172,36	139.121	279.715	101,06
BAHRAIN	63.694	86.401	35,65	311.903	510.008	63,51
CYPRUS	10.651	20.275	90,36	122.549	345.653	182,05
EGYPT	716.803	987.777	37,80	7.633.996	12.345.874	61,72
LIBYAN ARAB JAMAHIRIYA	159.811	231.632	44,94	572.293	898.808	57,05
MOROCCO	6.748	6.211	-7,96	126.680	95.578	-24,55
TUNISIA	31.888	3.339	-89,53	41.291	19.881	-51,85
ALGERIA	125.310	118.991	-5,04	1.455.386	1.394.311	-4,20
SUDAN	1.160.902	1.362.900	17,40	11.221.014	14.975.389	33,46
ERITREA	1.926	345	-82,09	9.191	21.652	135,58
NAMIBIA	47	11.644	24674,47	131	27.687	21035,11
ETHIOPIA	180.681	95.974	-46,88	1.432.901	1.020.361	-28,79
TANZANIA, UNITED REPUBLIC OF	2.029.303	1.886.329	-7,05	1.041.337	1.101.675	5,79
MADAGASCAR	114.368	128.131	12,03	109.876	84.598	-23,01
SOMALIA	68.070	40.463	-40,56	254.338	154.025	-39,44
KENYA	753.650	636.274	-15,57	2.175.524	1.175.275	-45,98
REUNION	40.248	30.101	-25,21	153.537	179.190	16,71
MOZAMBIQUE	307.365	262.899	-14,47	302.841	636.075	110,04
EQUATORIAL GUINEA	15.966	28.471	78,32	15.760	52.801	235,03
TOGO	6.691.737	7.843.284	17,21	10.261.920	12.735.899	24,11
GHANA	345.893	152.445	-55,93	485.479	352.511	-27,39
LIBERIA	74.857	153.008	104,40	90.275	197.915	119,24
GUINEA	998.869	1.082.641	8,39	1.144.968	1.261.912	10,21
ANGOLA	1.014.770	1.023.678	,88	88.540	52.957	-40,19
CONGO	275.998	342.471	24,08	375.356	430.476	14,68
CAMEROON	584.238	432.000	-26,06	827.848	658.736	-20,43
NIGERIA	227.267	199.772	-12,10	1.024.498	611.122	-40,35
SIERRA LEONE	0	9.471	-	0	184.048	-
GABON	66.528	102.457	54,01	47.756	471.938	888,23
COTE D'IVOIRE	52.287	231.544	342,83	180.793	761.525	321,21
SENEGAL	1.807.627	1.803.820	-,21	1.631.925	1.717.670	5,25
MAURITANIA	114.501	99.541	-13,07	408.539	528.790	29,43
MALI	57.065	0	-100,00	402.470	0	-100,00
BENIN	2.075.980	1.962.016	-5,49	8.835.913	9.550.480	8,09
GAMBIA	290.956	232.049	-20,25	318.000	261.960	-17,62
U.S. VIRGIN ISLANDS	2.704	231	-91,46	7.699	2.462	-68,02
SEYCHELLES	8.979	10.850	20,84	58.511	56.687	-3,12
UGANDA	81.190	94.204	16,03	280.485	405.282	44,49
NIGER	215.696	45.994	-78,68	1.535.124	50.354	-96,72
DJIBOUTI	95.243	123.677	29,85	610.388	553.784	-9,27
SAO TOME AND PRINCIPE	6.099	6.953	14,00	10.800	5.860	-45,74
SOUTH AFRICA	1.238.583	841.447	-32,06	8.468.363	10.497.031	23,96
ZIMBABWE	29.711	2.536	-91,46	238.928	10.229	-95,72
MALAWI	21.238	22.632	6,56	8.990	17.525	94,94
COMOROS	394	2.526	541,12	2.180	9.528	337,06
MAURITIUS	93.516	120.721	29,09	433.147	826.206	90,74
VIRGIN ISLANDS (BRITISH)	13.080	386	-97,05	176.152	644	-99,63
AUSTRALIA	1.597.753	1.745.063	9,22	29.277.478	32.400.174	10,67
NEW ZEALAND	185.030	206.205	11,44	2.749.075	3.434.847	24,95
MICRONESIA, FEDERATED STATES (634	2.012	217,35	6.351	10.262	61,58
GUAM	3.702	3.487	-5,81	48.400	22.980	-52,52
PALAU	1.879	802	-57,32	2.407	6.072	152,26
NEW CALEDONIA	50.222	87.775	74,77	476.043	715.032	50,20
NORTHERN MARIANA ISLANDS	5.900	108	-98,17	34.656	729	-97,90
SAINT VINCENT AND THE GRENADIN	99	3	-96,97	197	8	-95,94
VANUATU	23.034	18.789	-18,43	35.807	27.670	-22,72
WALLIS AND FUTUNA ISLANDS	7.043	12.407	76,16	13.913	18.994	36,52
BRITISH INDIAN OCEAN TERRITORY	1.040	0	-100,00	10.400	0	-100,00
AMERICAN SAMOA	4.316	6.275	45,39	21.479	47.097	119,27
COOK ISLANDS	11.558	3.407	-70,52	14.561	55.626	282,02
FIJI	111.602	71.506	-35,93	782.934	590.589	-24,57
SAMOA	0	591	-	0	10.484	-
SOLOMON ISLANDS	3.344	5.445	62,83	9.500	29.427	209,76
TONGA	22.762	0	-100,00	24.240	0	-100,00
TUVALU	60	5.009	8248,33	226	12.602	5476,11
CHRISTMAS ISLANDS	582	0	-100,00	5.964	0	-100,00

TABEL 5. PERKEMBANGAN EKSPOR INDONESIA MENURUT KOMODITI DAN NEGARA TUJUAN

JENIS BARANG	BERAT BERSIH (KG)		PERUB	NILAI FOB (US \$)		PERUB
	JAN-SEP 2007	JAN-SEP 2008	%	JAN-SEP 2007	JAN-SEP 2008	%
	(1)	(2)	(3)	(4)	(5)	(6)
EAST TIMOR		2.371		52.956	151.921	186,88
UNITED STATES	170.832.728	178.298.358	4,37	2.708.761.640	2.773.329.789	2,38
CANADA	4.746.660	4.774.620	,59	89.233.798	96.447.543	8,08
MEXICO	2.066.966	3.041.522	47,15	30.353.363	39.490.332	30,10
GUATEMALA	251	43.356	17173,31	3.778	211.282	5492,43
HONDURAS	0	335	-	0	4.411	-
NICARAGUA	0	18.293	-	0	40.352	-
PANAMA	1.493.656	1.152.570	-22,84	13.115.566	12.822.326	-2,24
CUBA	17	0	-100,00	126	0	-100,00
SURINAME	13.031	31.798	144,02	64.752	119.163	84,03
CHILE	200.600	264.325	31,77	3.108.313	3.963.557	27,51
VENEZUELA	49.209	36.806	-25,20	415.306	364.326	-12,28
ARGENTINA	157.127	225.258	43,36	3.145.558	4.347.772	38,22
BRAZIL	813.023	1.108.448	36,34	5.434.268	7.319.480	34,69
COLOMBIA	6.005	13.810	129,98	169.185	377.872	123,35
BOLIVIA	34	410	1105,88	1.728	12.685	634,09
URUGUAY	24.431	39.945	63,50	422.268	753.091	78,34
PARAGUAY	304	1.559	412,83	7.154	25.869	261,60
ECUADOR	22.394	14.670	-34,49	264.138	251.218	-4,89
PERU	16.738	16.199	-3,22	322.735	364.504	12,94
GUYANA	7.904	21.524	172,32	13.741	39.531	187,69
TRINIDAD AND TOBAGO	1.800	9.878	448,78	19.008	68.762	261,75
BAHAMAS	3.537	5.028	42,15	12.948	26.629	105,66
JAMAICA	7.768	6.390	-17,74	47.368	41.908	-11,53
PUERTO RICO	179.160	195.147	8,92	2.001.983	2.337.676	16,77
BELIZE	23.273	29.535	26,91	206.407	273.010	32,27
DOMINICAN REPUBLIC	13.905	8.448	-39,24	94.198	86.647	-8,02
EL SALVADOR	9	9.269	102888,89	351	45.828	12956,41
COSTA RICA	41.098	26.005	-36,72	186.674	214.549	14,93
HAITI	16.017	0	-100,00	25.700	0	-100,00
BARBADOS	97	173	78,35	5.028	11.133	121,42
ANTIGUA AND BARBUDA	1.254	342	-72,73	17.331	3.895	-77,53
ANGUILLA	1	0	-100,00	1	0	-100,00
ARUBA	215	1.309	508,84	4.789	35.858	648,76
BERMUDA	16.711	3.295	-80,28	56.852	28.211	-50,38
CAPE VERDE	217	0	-100,00	120	0	-100,00
CAYMAN ISLANDS	233	346	48,50	5.406	4.214	-22,05
DOMINICA	0	4.737	-	0	19.866	-
FRENCH GUIANA	4.640	4.030	-13,15	38.754	24.544	-36,67
FRENCH POLYNESIA	96.905	79.309	-18,16	405.206	326.801	-19,35
GREENLAND	0	46	-	0	1.198	-
GRENADA	0	945	-	0	2.979	-
MARTINIQUE	23.516	14.333	-39,05	106.304	64.190	-39,62
NETHERLANDS ANTILLES	200.758	260.807	29,91	1.581.721	2.536.715	60,38
SAINT LUCIA	129	1.382	971,32	6.758	10.265	51,89
TURKS AND CAICOS ISLANDS	0	142	-	0	305	-
GADELOUPE	27.413	11.044	-59,71	101.872	48.062	-52,82
SAINT KITTS AND NEVIS	485	2.247	363,30	9.906	19.036	92,17
UNITED KINGDOM	14.704.437	15.497.618	5,39	242.841.469	257.026.626	5,84
NETHERLANDS	4.105.386	5.476.177	33,39	78.633.706	100.368.988	27,64
FRANCE	5.096.811	4.761.032	-6,59	81.880.656	85.953.213	4,97
GERMANY, FED. REP. OF	18.806.576	21.621.691	14,97	326.010.157	392.807.468	20,49
AUSTRIA	260.453	312.302	19,91	4.865.923	6.757.044	38,86
BELGIUM	5.137.881	6.291.980	22,46	101.487.737	126.303.486	24,45
SWITZERLAND	636.616	606.164	-4,78	10.519.513	10.314.663	-1,95
LUXEMBOURG	0	1.145	-	0	10.710	-
MONACO	124	158	27,42	4.404	4.063	-7,74
DENMARK	272.775	302.878	11,04	3.659.083	5.078.459	38,79
NORWAY	233.195	283.201	21,44	3.984.630	5.335.331	33,90
SWEDEN	604.304	703.910	16,48	9.941.897	9.545.469	-3,99
FINLAND	54.460	56.312	3,40	640.343	879.993	37,43
IRELAND	549.586	525.796	-4,33	8.834.835	8.255.457	-6,56
ITALY	2.730.802	2.953.202	8,14	57.184.152	63.201.820	10,52
SPAIN	2.281.780	3.690.347	61,73	29.198.184	49.494.877	69,51
PORTUGAL	76.423	58.886	-22,95	843.453	660.795	-21,66
ICELAND	0	12	-	0	768	-
MONTserrat	172	0	-100,00	3.764	0	-100,00
GREECE	136.299	165.811	21,65	1.918.903	3.143.432	63,81
ANDORRA	0	377	-	0	4.573	-
DEMOCRATIC REPUBLIC OF THE CO	182.652	192.059	5,15	240.920	955.532	296,62
HUNGARY	39.576	21.236	-46,34	324.090	381.594	17,74
POLAND	137.320	257.364	87,42	2.293.821	3.686.221	60,70
ROMANIA	27.134	28.677	5,69	485.165	506.617	4,42
BULGARIA	4.488	6.713	49,58	54.943	86.923	58,21
YUGOSLAVIA	11.990	14.516	21,07	122.326	272.345	122,64
ALBANIA	904	202	-77,65	12.337	308	-97,50
KAZAKHSTAN	287	18.406	6313,24	7.827	620.167	7823,43
MOLDOVA, REPUBLIC OF	109	0	-100,00	2.550	0	-100,00

TABEL 5. PERKEMBANGAN EKSPOR INDONESIA MENURUT KOMODITI DAN NEGARA TUJUAN

JENIS BARANG	BERAT BERSIH (KG)		PERUB %	NILAI FOB (US \$)		PERUB %
	JAN-SEP 2007	JAN-SEP 2008		JAN-SEP 2007	JAN-SEP 2008	
(1)	(2)	(3)	(4)	(5)	(6)	(7)
TAJIKISTAN	4.761	0	-100,00	31.073	0	-100,00
UKRAINE	632.305	889.824	40,73	9.076.525	13.051.831	43,80
LITHUANIA	20.990	7.040	-66,46	400.231	39.235	-90,20
LATVIA	61.392	29.608	-51,77	599.845	409.341	-31,76
ESTONIA	4.118	65.011	1478,70	86.512	689.970	697,54
GEORGIA	0	47	-	0	1.050	-
CROATIA	30.093	32.425	7,75	135.494	331.427	144,61
BOSNIA AND HERZEGOVINA	610	0	-100,00	1.571	0	-100,00
MALTA	103.712	55.927	-46,07	425.569	420.387	-1,22
SLOVAKIA	92.575	62.747	-32,22	1.600.432	1.013.614	-36,67
SLOVENIA	14.573	11.361	-22,04	195.054	210.564	7,95
CZECH REPUBLIC	133.246	130.002	-2,43	3.354.428	3.656.861	9,02
REP. OF MACEDONIA	984	0	-100,00	4.603	0	-100,00
RUSSIA FEDERATION	683.976	838.112	22,54	17.860.129	23.008.563	28,83
-KAIN TENUN	234.280.011	208.022.152	-11,21	1.076.135.895	1.124.209.525	4,47
JAPAN	23.924.126	23.877.688	-,19	100.249.603	105.618.224	5,36
HONG KONG	4.400.002	2.415.578	-45,10	28.732.182	17.836.813	-37,92
KOREA, DEMOCRATIC PEOPLE'S REP	0	40.497	-	0	105.939	-
KOREA, REPUBLIC OF	2.650.585	4.195.659	58,29	9.396.879	15.793.155	68,07
TAIWAN	5.075.772	4.056.855	-20,07	26.132.132	19.820.473	-24,15
CHINA	5.825.930	8.071.795	38,55	28.508.852	32.368.453	13,54
MACAU	63.696	128.575	101,86	386.675	767.331	98,44
PAPUA NEW GUINEA	196.973	223.745	13,59	1.046.317	1.329.117	27,03
THAILAND	6.336.752	5.848.683	-7,70	25.638.171	31.819.874	24,11
SINGAPORE	4.284.122	4.111.536	-4,03	24.292.931	39.232.597	61,50
PHILIPPINES	3.689.421	2.691.580	-27,05	34.980.753	15.513.434	-55,65
MALAYSIA	28.290.521	15.212.979	-46,23	74.634.650	64.060.386	-14,17
MYANMAR (FORM. BURMA)	884.240	648.052	-26,71	5.628.099	4.702.679	-16,44
CAMBODIA	1.483.830	1.693.807	14,15	6.538.523	7.906.081	20,92
BRUNEI DARUSSALAM	80.350	101.265	26,03	456.255	710.791	55,79
LAO PEOPLE'S DEMOCRATIC REPUB	96.293	291.910	203,15	352.760	1.389.329	293,85
NEPAL	1.091	2.322	112,83	8.294	14.629	76,38
VIET NAM	3.171.402	3.775.654	19,05	18.526.014	21.550.435	16,33
MALDIVES	74.731	103.712	38,78	228.135	163.572	-28,30
INDIA	2.484.311	2.052.805	-17,37	13.307.696	12.357.635	-7,14
PAKISTAN	464.981	223.174	-52,00	1.684.380	1.182.737	-29,78
BANGLADESH	7.108.615	4.070.456	-42,74	26.971.742	19.114.934	-29,13
SRI LANKA	3.073.613	3.482.268	13,30	17.419.163	29.364.669	68,58
AFGHANISTAN	80.990	48.380	-40,26	391.623	384.479	-1,82
IRAQ	0	34.253	-	0	194.431	-
IRAN (ISLAMIC REPUBLIC OF)	575.610	573.963	-,29	2.862.092	3.837.114	34,07
SAUDI ARABIA	10.353.708	9.853.299	-4,83	65.641.813	69.192.061	5,41
ISRAEL	0	26.720	-	0	97.369	-
KUWAIT	990.790	649.638	-34,43	7.891.736	5.302.030	-32,82
JORDAN	607.153	841.394	38,58	3.179.366	4.947.815	55,62
LEBANON	129.963	260.691	100,59	706.323	1.529.256	116,51
YEMEN	708.404	674.918	-4,73	3.522.093	3.827.943	8,68
OMAN	507.016	571.819	12,78	2.906.429	3.380.477	16,31
SYRIA ARAB REPUBLIC	946.413	1.308.853	38,30	5.264.517	8.426.759	60,07
TURKEY	20.728.309	22.798.345	9,99	93.080.193	112.827.733	21,22
UNITED ARAB EMIRATES	23.981.860	19.102.696	-20,35	116.191.146	136.183.323	17,21
QATAR	107.719	78.343	-27,27	835.277	569.767	-31,79
BAHRAIN	58.953	62.584	6,16	426.507	519.237	21,74
CYPRUS	83.919	82.272	-1,96	514.228	589.621	14,66
EGYPT	906.412	1.132.824	24,98	4.916.221	7.601.836	54,63
LIBYAN ARAB JAMAHIRIYA	467.545	362.245	-22,52	2.439.201	2.231.558	-8,51
MOROCCO	429.372	704.152	64,00	2.676.138	4.184.134	56,35
TUNISIA	116.877	57.383	-50,90	564.480	281.958	-50,05
ALGERIA	162.401	245.975	51,46	489.607	657.019	34,19
SUDAN	146.020	360.839	147,12	857.082	2.249.958	162,51
LESOTHO	1.014.793	1.348.252	32,86	2.802.214	4.219.043	50,56
ETHIOPIA	6.488	132.839	1947,46	46.999	631.385	1243,40
TANZANIA, UNITED REPUBLIC OF	0	21.546	-	0	63.094	-
MADAGASCAR	86.027	11.049	-87,16	278.920	18.222	-93,47
SOMALIA	23.336	28.143	20,60	121.072	218.104	80,14
KENYA	1.072.666	742.706	-30,76	4.883.305	3.726.734	-23,68
REUNION	409	2.301	462,59	3.666	13.381	265,00
MOZAMBIQUE	0	11.869	-	0	104.466	-
BOTSWANA	27.576	22.722	-17,60	150.163	93.792	-37,54
TOGO	38.765	117.290	202,57	181.148	558.665	208,40
GHANA	239.095	139.273	-41,75	1.015.125	822.551	-18,97
GUINEA	92.341	49.087	-46,84	206.966	56.545	-72,68
ANGOLA	0	5.897	-	0	37.724	-
CAMEROON	15.099	0	-100,00	88.812	0	-100,00
NIGERIA	154.635	227.013	46,81	1.233.524	1.372.283	11,25
GABON	12.841	7.490	-41,67	11.480	4.875	-57,53
COTE D'IVOIRE	70.101	91.289	30,22	367.075	331.858	-9,59

TABEL 5. PERKEMBANGAN EKSPOR INDONESIA MENURUT KOMODITI DAN NEGARA TUJUAN

JENIS BARANG	BERAT BERSIH (KG)		PERUB	NILAI FOB (US \$)		PERUB
	JAN-SEP 2007	JAN-SEP 2008	%	JAN-SEP 2007	JAN-SEP 2008	%
(1)	(2)	(3)	(4)	(5)	(6)	(7)
SENEGAL	57.568	2.899	-94,96	156.720	2.700	-98,28
MALI	0	162.526	-	0	821.830	-
BENIN	28.144	60.754	115,87	166.452	585.993	252,05
BURKINA FASO	26.487	0	-100,00	74.482	0	-100,00
GAMBIA	3.016	17.506	480,44	10.116	153.620	1418,58
SEYCHELLES	0	3.840	-	0	33.783	-
UGANDA	0	65.352	-	0	433.154	-
CENTRAL AFRICAN REPUBLIC	5.250	0	-100,00	11.025	0	-100,00
NIGER	39.585	54.405	37,44	259.392	223.035	-14,02
DJIBOUTI	89.396	28.011	-68,67	426.673	201.593	-52,75
SOUTH AFRICA	5.050.410	3.547.032	-29,77	16.594.207	19.525.321	17,66
ZIMBABWE	489.178	325.613	-33,44	2.226.351	1.227.276	-44,87
COMOROS	1.102	0	-100,00	6.099	0	-100,00
MAURITIUS	376.321	625.816	66,30	1.739.123	3.002.457	72,64
AUSTRALIA	2.387.152	1.796.934	-24,72	8.202.451	7.626.922	-7,02
NEW ZEALAND	308.666	277.160	-10,21	1.803.646	1.908.592	5,82
MICRONESIA, FEDERATED STATES (121.787	5.904	-95,15	1.064.872	56.170	-94,73
GUAM	0	48	-	0	67	-
PALAU	33	1.165	3430,30	484	2.212	357,02
NEW CALEDONIA	2.327	2.529	8,68	4.613	6.394	38,61
NORTHERN MARIANA ISLANDS	300	0	-100,00	6.200	0	-100,00
VANUATU	1.072	3.377	215,02	603	2.273	276,95
AMERICAN SAMOA	0	3.560	-	0	31.940	-
COOK ISLANDS	2	0	-100,00	8	0	-100,00
FIJI	257.349	151.145	-41,27	1.431.331	916.990	-35,93
EAST TIMOR	3.373	8.346	147,44	63.485	19.802	-68,81
UNITED STATES	10.157.981	7.905.995	-22,17	63.165.680	57.799.009	-8,50
CANADA	893.807	896.223	,27	5.385.025	5.819.514	8,07
MEXICO	2.657.756	2.085.495	-21,53	12.006.556	11.211.578	-6,62
GUATEMALA	100.018	125.126	25,10	548.292	1.049.563	91,42
HONDURAS	119.013	188.223	58,15	864.551	1.249.910	44,57
NICARAGUA	181.695	513.740	182,75	590.146	1.935.749	228,01
PANAMA	732.088	787.403	7,56	3.444.414	5.136.260	49,12
CUBA	0	26.573	-	0	62.847	-
SURINAME	9.038	16.752	85,35	39.085	86.329	120,88
CHILE	288.575	112.789	-60,92	1.258.622	773.763	-38,52
VENEZUELA	214.775	121.825	-43,28	1.045.040	560.304	-46,38
ARGENTINA	296.558	212.259	-28,43	1.504.743	1.324.769	-11,96
BRAZIL	1.502.856	2.076.130	38,15	9.629.824	14.482.305	50,39
COLOMBIA	700.219	392.042	-44,01	3.494.922	2.348.445	-32,80
BOLIVIA	2.112	0	-100,00	13.155	0	-100,00
URUGUAY	37.791	95.344	152,29	187.293	345.053	84,23
PARAGUAY	0	18.371	-	0	113.781	-
ECUADOR	16.613	21.954	32,15	69.861	169.444	142,54
PERU	380.811	699.715	83,74	2.377.478	4.227.521	77,82
GUYANA	8.009	1.901	-76,26	13.141	7.129	-45,75
TRINIDAD AND TOBAGO	51.629	0	-100,00	355.361	0	-100,00
JAMAICA	21.285	18.970	-10,88	122.113	123.810	1,39
PUERTO RICO	4	9	125,00	11	171	1454,55
DOMINICAN REPUBLIC	161.423	168.062	4,11	919.516	985.217	7,15
EL SALVADOR	131.354	111.095	-15,42	756.256	546.124	-27,79
COSTA RICA	704	364	-48,30	2.264	2.903	28,22
ANTIGUA AND BARBUDA	1.612	88	-94,54	9.470	335	-96,46
ARUBA	0	48	-	0	95	-
BERMUDA	85	0	-100,00	101	0	-100,00
FRENCH POLYNESIA	19.366	5.224	-73,02	166.501	65.370	-60,74
MARTINIQUE	18	78	333,33	200	737	268,50
NETHERLANDS ANTILLES	3.969	10	-99,75	25.372	331	-98,70
TURKS AND CAICOS ISLANDS	0	427	-	0	913	-
GADELOUPE	314	1.696	440,13	652	3.638	457,98
SAINT KITTS AND NEVIS	1.112	354	-68,17	6.220	2.020	-67,52
UNITED KINGDOM	4.215.227	4.649.549	10,30	22.355.893	20.767.186	-7,11
NETHERLANDS	4.540.724	4.959.504	9,22	18.334.868	21.901.882	19,45
FRANCE	885.229	770.641	-12,94	8.708.722	6.430.577	-26,16
GERMANY, FED. REP. OF	4.416.087	3.881.832	-12,10	20.788.860	20.290.419	-2,40
AUSTRIA	19.694	8.147	-58,63	198.667	101.970	-48,67
BELGIUM	3.404.405	2.726.915	-19,90	11.423.465	9.489.548	-16,93
SWITZERLAND	8.721	28.535	227,20	214.898	162.838	-24,23
DENMARK	193.872	149.353	-22,96	1.342.336	1.017.554	-24,20
NORWAY	83.035	14.781	-82,20	371.546	87.241	-76,52
SWEDEN	62.400	58.154	-6,80	368.886	320.262	-13,18
FINLAND	503.739	481.641	-4,39	3.183.643	3.128.579	-1,73
IRELAND	54.061	100	-99,82	158.048	381	-99,76
ITALY	11.620.083	10.126.234	-12,86	37.880.778	36.552.009	-3,51
SPAIN	3.727.435	3.293.121	-11,65	14.014.382	14.059.609	,32
PORTUGAL	503.215	370.466	-26,38	1.969.628	1.597.552	-18,89
GREECE	487.447	588.580	20,75	2.631.596	3.264.965	24,07
HUNGARY	369.593	235.684	-36,23	2.120.700	1.690.350	-20,29

TABEL 5. PERKEMBANGAN EKSPOR INDONESIA MENURUT KOMODITI DAN NEGARA TUJUAN

JENIS BARANG	BERAT BERSIH (KG)		PERUB	NILAI FOB (US \$)		PERUB
	JAN-SEP 2007	JAN-SEP 2008	%	JAN-SEP 2007	JAN-SEP 2008	%
	(1)	(2)	(3)	(4)	(5)	(6)
POLAND	1.350.560	949.573	-29,69	8.410.941	6.223.406	-26,01
ROMANIA	144.039	68.125	-52,70	756.140	454.180	-39,93
BULGARIA	50.676	33.977	-32,95	279.145	246.278	-11,77
YUGOSLAVIA	0	76	-	0	367	-
ALBANIA	0	21	-	0	32	-
BELARUS	192.536	32.695	-83,02	1.250.278	271.059	-78,32
KAZAKHSTAN	431	245	-43,16	8.094	6.006	-25,80
TAJIKISTAN	53.251	0	-100,00	252.842	0	-100,00
UKRAINE	344.871	274.301	-20,46	2.384.445	2.143.554	-10,10
UZBEKISTAN	118.264	88.558	-25,12	315.359	328.347	4,12
LITHUANIA	0	20.874	-	0	123.113	-
LATVIA	4.296	246	-94,27	33.563	4.802	-85,69
ESTONIA	2.787	10.545	278,36	22.842	50.605	121,54
CROATIA	11.043	25.289	129,00	52.755	164.468	211,76
MALTA	2.110	1.265	-40,05	8.523	8.583	,70
SLOVAKIA	30.012	8.425	-71,93	161.939	47.868	-70,44
SLOVENIA	9.217	18.741	103,33	105.159	204.158	94,14
CZECH REPUBLIC	134.000	72.592	-45,83	668.047	510.776	-23,54
RUSSIA FEDERATION	190.880	214.213	12,22	1.241.962	1.330.053	7,09
-TEKSTIL LAINNYA	901.975.780	851.844.694	-5,56	2.083.137.651	2.127.391.914	2,12
JAPAN	62.103.893	64.191.326	3,36	186.624.787	206.929.625	10,88
HONG KONG	25.770.797	12.952.628	-49,74	58.505.186	39.123.400	-33,13
KOREA, DEMOCRATIC PEOPLE'S REI	518	939	81,27	1.320	528	-60,00
KOREA, REPUBLIC OF	69.841.267	69.775.897	-,09	177.046.096	195.251.124	10,28
TAIWAN	25.439.129	22.318.500	-12,27	45.376.705	52.013.002	14,62
CHINA	48.120.797	42.467.234	-11,75	79.473.732	84.871.761	6,79
MONGOLIA	0	170	-	0	6	-
MACAU	7.163	76.693	970,68	102.820	416.490	305,07
PAPUA NEW GUINEA	101.820	184.167	80,88	206.684	447.364	116,45
THAILAND	23.159.684	24.981.197	7,87	57.101.420	67.613.485	18,41
SINGAPORE	12.438.323	7.963.051	-35,98	37.172.947	25.563.286	-31,23
PHILIPPINES	15.222.140	15.232.148	,07	32.857.217	37.211.398	13,25
MALAYSIA	27.430.753	22.567.877	-17,73	67.648.180	60.924.150	-9,94
MYANMAR (FORM. BURMA)	98.555	537.386	445,27	458.139	1.518.533	231,46
CAMBODIA	591.707	517.317	-12,57	2.746.584	2.640.480	-3,86
BRUNEI DARUSSALAM	205.374	170.129	-17,16	533.425	562.736	5,49
LAO PEOPLE'S DEMOCRATIC REPUB	6.013	287	-95,23	37.566	4	-99,99
NEPAL	34.944	830	-97,62	72.872	8.916	-87,76
VIET NAM	24.319.045	27.344.926	12,44	42.946.780	54.741.661	27,46
MALDIVES	73.534	55.052	-25,13	311.603	496.210	59,24
INDIA	18.747.795	20.104.849	7,24	39.145.337	55.849.819	42,67
PAKISTAN	10.484.052	22.782.050	117,30	21.884.283	47.414.640	116,66
BANGLADESH	12.995.558	10.636.973	-18,15	34.024.608	29.352.064	-13,73
SRI LANKA	8.234.429	7.377.056	-10,41	23.775.284	21.640.255	-8,98
AFGHANISTAN	1.700	11.876	598,59	5.408	11.058	104,47
IRAQ	26	113	334,62	52	20	-61,54
IRAN (ISLAMIC REPUBLIC OF)	11.599.210	8.662.495	-25,32	22.608.744	20.294.864	-10,23
SAUDI ARABIA	1.992.276	2.719.400	36,50	8.256.268	11.211.211	35,79
ISRAEL	15.241	4.676.375	30582,86	41.584	11.337.671	27164,50
KUWAIT	477.681	89.901	-81,18	1.769.769	643.987	-63,61
JORDAN	619.108	401.006	-35,23	1.403.325	1.137.260	-18,96
LEBANON	78.438	117.127	49,32	335.072	309.465	-7,64
YEMEN	731.068	695.786	-4,83	2.819.153	3.003.376	6,53
OMAN	21.068	27.321	29,68	75.943	68.904	-9,27
SYRIA ARAB REPUBLIC	2.902.207	3.220.949	10,98	5.169.833	7.426.535	43,65
TURKEY	73.273.062	63.552.722	-13,27	171.360.370	148.258.026	-13,48
UNITED ARAB EMIRATES	5.451.721	5.543.935	1,69	20.088.494	25.257.900	25,73
QATAR	54.091	33.537	-38,00	505.035	75.526	-85,05
BAHRAIN	9.397	553	-94,12	9.247	2.060	-77,72
CYPRUS	6.588	13.539	105,51	10.396	54.570	424,91
EGYPT	27.968.093	28.075.811	,39	48.134.394	53.792.703	11,76
LIBYAN ARAB JAMAHIRIYA	84.316	313	-99,63	92.082	7.472	-91,89
MOROCCO	3.532.126	2.176.549	-38,38	5.006.629	4.006.991	-19,97
TUNISIA	305.546	354.005	15,86	672.344	998.921	48,57
ALGERIA	3.014.611	1.597.790	-47,00	5.465.517	4.497.438	-17,71
SUDAN	109.876	76.525	-30,35	290.738	140.653	-51,62
NAMIBIA	425	1.152	171,06	1.169	1.677	43,46
ETHIOPIA	15.903	2.023.921	12626,66	261.265	6.017.731	2203,31
TANZANIA, UNITED REPUBLIC OF	142.310	171.711	20,66	223.618	356.763	59,54
MADAGASCAR	211.682	211.260	-,20	625.664	602.234	-3,74
SOMALIA	49.781	0	-100,00	200.200	0	-100,00
KENYA	1.603.790	1.204.835	-24,88	2.998.992	3.495.648	16,56
REUNION	44.728	51.526	15,20	82.770	122.447	47,94
MOZAMBIQUE	21.672	1.293	-94,03	36.464	2.672	-92,67
BOTSWANA	7.664	3.303	-56,90	22.053	9.413	-57,32
TOGO	82.905	342.320	312,91	402.796	808.083	100,62
GHANA	653.792	533.306	-18,43	2.494.418	2.229.005	-10,64

TABEL 5. PERKEMBANGAN EKSPOR INDONESIA MENURUT KOMODITI DAN NEGARA TUJUAN

JENIS BARANG	BERAT BERSIH (KG)		PERUB	NILAI FOB (US \$)		PERUB
	JAN-SEP 2007	JAN-SEP 2008	%	JAN-SEP 2007	JAN-SEP 2008	%
	(1)	(2)	(3)	(4)	(5)	(6)
LIBERIA	0	120	-	0	10	-
GUINEA	1.495	33.242	2123,55	228	93.779	41031,14
ANGOLA	16.728	11.018	-34,13	41.719	26.736	-35,91
CONGO	0	24.100	-	0	38.390	-
CAMEROON	92.162	161.276	74,99	191.808	294.714	53,65
NIGERIA	96.176	209.086	117,40	204.700	537.513	162,59
SIERRA LEONE	8.311	37.462	350,75	27.129	131.996	386,55
GABON	87.750	22.484	-74,38	125.741	51.583	-58,98
COTE D'IVOIRE	299.775	297.717	-,69	808.635	889.141	9,96
SENEGAL	141.267	316.485	124,03	387.757	660.808	70,42
MAURITANIA	547.508	161.439	-70,51	1.773.877	520.425	-70,66
MALI	12.797	100	-99,22	40.388	1.695	-95,80
BENIN	118.816	198.242	66,85	1.101.259	2.062.434	87,28
BURKINA FASO	0	16.224	-	0	48.688	-
GAMBIA	29.244	35.138	20,15	32.852	81.804	149,01
U.S. VIRGIN ISLANDS	554	1.180	113,00	1.786	1.078	-39,64
SEYCHELLES	10.259	14.040	36,86	19.934	28.355	42,24
UGANDA	6.102	449	-92,64	18.674	8.438	-54,81
NIGER	0	21.076	-	0	256.590	-
CHAD	0	186	-	0	186	-
DJIBOUTI	1.552.857	68.400	-95,60	4.183.381	116.850	-97,21
SAO TOME AND PRINCIPE	0	12.201	-	0	11.540	-
SWAZILAND	0	11.859	-	0	27.558	-
SOUTH AFRICA	4.893.193	3.416.809	-30,17	12.107.805	10.319.241	-14,77
ZIMBABWE	146.131	7.716	-94,72	272.538	30.302	-88,88
ZAMBIA	56.888	94.531	66,17	109.224	199.024	82,22
MALAWI	0	143	-	0	258	-
MAURITIUS	1.047.402	863.450	-17,56	3.099.686	3.037.766	-2,00
VIRGIN ISLANDS (BRITISH)	16	1.258	7762,50	210	5.261	2405,24
AUSTRALIA	14.529.453	12.745.445	-12,28	31.086.310	30.573.817	-1,65
NEW ZEALAND	2.277.962	2.251.903	-1,14	6.098.476	6.365.092	4,37
MICRONESIA, FEDERATED STATES (5	2.982	59540,00	59	5.464	9161,02
GUAM	4.111	7.704	87,40	17.692	20.061	13,39
PALAU	443	1.705	284,88	1.090	5.575	411,47
NEW CALEDONIA	60.101	64.050	6,57	249.916	280.096	12,08
NORTHERN MARIANA ISLANDS	1.480	0	-100,00	7.737	0	-100,00
SAINT VINCENT AND THE GRENADIN	5.247	1.028	-80,41	10.434	1.654	-84,15
VANUATU	13.772	32.943	139,20	23.557	33.315	41,42
WALLIS AND FUTUNA ISLANDS	1.596	4.377	174,25	3.187	7.205	126,07
AMERICAN SAMOA	1.048	0	-100,00	5.222	0	-100,00
COOK ISLANDS	31.570	5.967	-81,10	82.407	67.913	-17,59
FIJI	22.549	47.898	112,42	127.718	205.919	61,23
KIRIBATI	1.667	0	-100,00	2.970	0	-100,00
MARSHALL ISLANDS	5	0	-100,00	200	0	-100,00
SAMOA	1.272	4.427	248,03	3.634	17.082	370,06
SOLOMON ISLANDS	58.770	1.480	-97,48	59.287	4.130	-93,03
TONGA	537	3.529	557,17	2.422	4.122	70,19
TUVALU	43	459	967,44	160	1.081	575,63
CHRISTMAS ISLANDS	322	0	-100,00	3.298	0	-100,00
EAST TIMOR	357.797	216.825	-39,40	679.851	423.893	-37,65
UNITED STATES	65.728.733	69.779.962	6,16	151.535.910	161.610.509	6,65
CANADA	6.570.910	5.279.631	-19,65	14.872.323	12.506.603	-15,91
MEXICO	9.640.002	10.881.837	12,88	21.190.432	25.702.054	21,29
GUATEMALA	320.655	935.348	191,70	645.074	2.143.660	232,31
HONDURAS	82.853	818.306	887,66	168.238	1.586.175	842,82
NICARAGUA	2.438	787	-67,72	3.704	1.500	-59,50
PANAMA	32.251	735	-97,72	99.398	6.414	-93,55
CUBA	155.436	102.208	-34,24	256.104	194.922	-23,89
SURINAME	154.421	163.232	5,71	269.419	379.533	40,87
CHILE	2.538.790	2.714.833	6,93	6.003.831	7.416.297	23,53
VENEZUELA	4.000.953	3.209.949	-19,77	9.072.153	7.970.796	-12,14
ARGENTINA	20.515.363	14.850.834	-27,61	48.570.650	37.685.503	-22,41
BRAZIL	86.560.909	87.306.306	,86	188.028.543	192.200.466	2,22
COLOMBIA	6.341.074	4.421.056	-30,28	13.889.297	8.995.255	-35,24
URUGUAY	172.782	375.424	117,28	389.874	1.115.498	186,12
PARAGUAY	39.826	32.135	-19,31	84.390	96.652	14,53
ECUADOR	1.614.724	1.206.893	-25,26	3.621.336	3.186.806	-12,00
PERU	2.242.023	1.082.843	-51,70	4.416.689	3.138.219	-28,95
GUYANA	28.478	53.218	86,87	53.747	115.717	115,30
TRINIDAD AND TOBAGO	18.100	19.074	5,38	34.096	49.254	44,46
BAHAMAS	4.737	1.820	-61,58	7.561	12.173	61,00
JAMAICA	199.835	138.487	-30,70	378.129	261.614	-30,81
PUERTO RICO	3.756	5.402	43,82	17.967	14.216	-20,88
BELIZE	2.951	1.622	-45,04	13.091	6.610	-49,51
DOMINICAN REPUBLIC	311.116	189.484	-39,10	611.563	665.666	8,85
EL SALVADOR	536.472	325.524	-39,32	1.292.600	802.445	-37,92
COSTA RICA	132.099	63.417	-51,99	370.908	391.907	5,66
HAITI	207	0	-100,00	141	0	-100,00

TABEL 5. PERKEMBANGAN EKSPOR INDONESIA MENURUT KOMODITI DAN NEGARA TUJUAN

JENIS BARANG	BERAT BERSIH (KG)		PERUB	NILAI FOB (US \$)		PERUB
	JAN-SEP 2007	JAN-SEP 2008	%	JAN-SEP 2007	JAN-SEP 2008	%
(1)	(2)	(3)	(4)	(5)	(6)	(7)
BARBADOS	1.324	1.852	39,88	3.595	3.746	4,20
ANTIGUA AND BARBUDA	1.925	3.629	88,52	4.106	11.913	190,14
ANGUILLA	27	0	-100,00	82	0	-100,00
ARUBA	666	371	-44,29	1.447	2.900	100,41
BERMUDA	191	404	111,52	1.232	2.286	85,55
CAYMAN ISLANDS	2.878	2.352	-18,28	8.298	1.417	-82,92
DOMINICA	1.165	691	-40,69	2.161	2.045	-5,37
FALKLAND ISLANDS (MALVINAS)	6	0	-100,00	8	0	-100,00
FRENCH GUIANA	4.834	27.396	466,74	12.025	66.773	455,28
FRENCH POLYNESIA	126.097	156.923	24,45	377.411	435.992	15,52
GRENADA	63	971	1441,27	455	3.204	604,18
MARTINIQUE	28.375	17.801	-37,27	112.421	85.506	-23,94
NETHERLANDS ANTILLES	22.453	23.881	6,36	60.003	102.884	71,46
SAINT LUCIA	680	2.882	323,82	4.404	12.092	174,57
TURKS AND CAICOS ISLANDS	319	2.587	710,97	1.121	7.164	539,07
GUADELOUPE	18.709	17.113	-8,53	72.174	61.811	-14,36
SAINT KITTS AND NEVIS	358	7.417	1971,79	5.677	9.923	74,79
UNITED KINGDOM	12.165.631	10.801.276	-11,21	25.507.058	24.165.340	-5,26
NETHERLANDS	4.576.925	4.486.147	-1,98	12.208.251	11.554.769	-5,35
FRANCE	1.584.372	1.180.728	-25,48	7.718.752	5.758.258	-25,40
GERMANY, FED. REP. OF	22.787.900	22.690.425	-,43	56.427.753	54.768.679	-2,94
AUSTRIA	58.462	39.837	-31,86	281.093	99.573	-64,58
BELGIUM	25.705.814	21.573.010	-16,08	53.595.327	47.053.209	-12,21
SWITZERLAND	272.062	113.999	-58,10	865.220	358.069	-58,62
DENMARK	566.675	424.950	-25,01	2.345.597	1.996.057	-14,90
NORWAY	280.559	183.945	-34,44	1.867.772	1.337.184	-28,41
SWEDEN	2.332.988	1.700.385	-27,12	12.451.618	6.684.017	-46,32
FINLAND	948.784	1.432.562	50,99	2.102.275	3.693.077	75,67
IRELAND	160.685	255.312	58,89	324.168	599.016	84,79
ITALY	35.779.504	30.258.835	-15,43	76.544.710	68.148.113	-10,97
SPAIN	17.566.517	13.662.192	-22,23	38.011.627	32.315.694	-14,98
PORTUGAL	4.150.534	4.833.452	16,45	10.382.003	13.676.992	31,74
ICELAND	5.798	6.301	8,68	38.167	45.771	19,92
GREECE	6.556.985	3.167.342	-51,70	18.216.174	8.508.282	-53,29
DEMOCRATIC REPUBLIC OF THE CO	92.865	65.992	-28,94	253.864	153.156	-39,67
HUNGARY	1.763.963	1.587.795	-9,99	3.296.045	3.245.714	-1,53
POLAND	4.659.846	3.030.176	-34,97	9.922.873	6.979.993	-29,66
ROMANIA	386.406	472.957	22,40	752.056	1.596.359	112,27
BULGARIA	126.646	283.209	123,62	235.966	560.321	137,46
YUGOSLAVIA	10.530	6.509	-38,19	12.551	38.458	206,41
ALBANIA	0	11.768	-	0	14.649	-
AZERBAIJAN	0	4.192	-	0	16.179	-
KAZAKHSTAN	3.600	300	-91,67	1.046	600	-42,64
KYRGYZSTAN	257.839	260.208	,92	730.163	868.893	19,00
MOLDOVA, REPUBLIC OF	21.874	494	-97,74	36.748	180	-99,51
TAJKISTAN	5.281	0	-100,00	33.444	0	-100,00
UKRAINE	189.479	351.452	85,48	506.055	879.335	73,76
UZBEKISTAN	14.480	2.745	-81,04	20.230	360	-98,22
LITHUANIA	1.839.100	1.548.631	-15,79	3.222.745	3.131.072	-2,84
LATVIA	84.002	224.229	166,93	196.874	470.149	138,81
ESTONIA	63.776	107.243	68,16	196.752	324.580	64,97
GEORGIA	39.271	0	-100,00	68.227	0	-100,00
CROATIA	11.754	10.336	-12,06	165.255	51.762	-68,68
MALTA	10.894	9.847	-9,61	54.732	29.109	-46,82
SLOVAKIA	248.191	2.715	-98,91	404.297	26.773	-93,38
SLOVENIA	468.935	469.472	,11	941.510	1.114.302	18,35
CZECH REPUBLIC	573.265	266.682	-53,48	1.052.611	617.090	-41,38
SOUTH GEORGIA AND THE SOUTH S	0	812	-	0	697	-
RUSSIA FEDERATION	397.051	1.828.505	360,52	3.043.915	9.172.160	201,33
-BARANG DARI KARET	352.127.979	344.341.356	-2,21	996.039.243	1.151.782.309	15,64
JAPAN	57.725.799	53.307.740	-7,65	170.645.883	193.691.976	13,51
HONG KONG	3.048.680	2.409.648	-20,96	13.717.269	12.683.186	-7,54
KOREA, REPUBLIC OF	3.771.522	3.849.254	2,06	7.645.402	6.342.841	-17,04
TAIWAN	3.218.896	4.156.931	29,14	9.932.948	14.523.601	46,22
CHINA	11.254.750	5.734.717	-49,05	27.064.025	22.191.366	-18,00
MONGOLIA	0	7.425	-	0	22.275	-
PAPUA NEW GUINEA	1.152.415	1.449.488	25,78	3.115.720	4.513.543	44,86
THAILAND	8.674.930	7.076.048	-18,43	28.185.400	26.539.857	-5,84
SINGAPORE	5.047.336	4.676.413	-7,35	42.250.992	44.380.195	5,04
PHILIPPINES	8.613.417	9.229.373	7,15	14.528.261	17.192.807	18,34
MALAYSIA	17.347.547	15.485.783	-10,73	28.305.006	39.912.199	41,01
MYANMAR (FORM. BURMA)	567.604	501.003	-11,73	1.259.122	1.453.923	15,47
CAMBODIA	333.457	483.979	45,14	934.434	1.548.431	65,71
BRUNEI DARUSSALAM	348.925	372.997	6,90	860.606	928.930	7,94
LAO PEOPLE'S DEMOCRATIC REPUB	14.492	19.169	32,27	42.876	61.140	42,60
NEPAL	36.953	5.434	-85,29	105.377	10.240	-90,28
BHUTAN	240	0	-100,00	2.376	0	-100,00

TABEL 5. PERKEMBANGAN EKSPOR INDONESIA MENURUT KOMODITI DAN NEGARA TUJUAN

JENIS BARANG	BERAT BERSIH (KG)		PERUB	NILAI FOB (US \$)		PERUB
	JAN-SEP 2007	JAN-SEP 2008	%	JAN-SEP 2007	JAN-SEP 2008	%
(1)	(2)	(3)	(4)	(5)	(6)	(7)
VIET NAM	2.849.013	4.284.090	50,37	8.381.913	13.626.661	62,57
MALDIVES	4.001	3.628	-9,32	1.875	4.836	157,92
INDIA	1.109.837	999.131	-9,97	2.483.703	2.914.248	17,33
PAKISTAN	2.251.329	2.502.140	11,14	4.676.180	6.538.623	39,83
BANGLADESH	1.384.315	1.496.669	8,12	2.904.518	3.382.875	16,47
SRI LANKA	1.330.754	1.301.470	-2,20	3.054.392	3.385.117	10,83
AFGHANISTAN	77.598	0	-100,00	193.494	0	-100,00
IRAQ	17.083	26.750	56,59	28.877	95.797	231,74
IRAN (ISLAMIC REPUBLIC OF)	1.551.856	1.676.645	8,04	3.373.731	5.169.447	53,23
SAUDI ARABIA	17.302.102	14.485.635	-16,28	45.369.608	42.768.840	-5,73
ISRAEL	0	1.006.878	-	0	2.787.225	-
KUWAIT	300.000	292.385	-2,54	831.448	973.476	17,08
JORDAN	1.329.123	1.302.717	-1,99	3.274.610	3.318.647	1,34
LEBANON	1.228.421	939.647	-23,51	3.362.564	2.911.823	-13,40
YEMEN	3.931.668	2.271.358	-42,23	10.913.956	7.055.936	-35,35
OMAN	748.890	882.285	17,81	2.017.127	2.644.127	31,08
SYRIA ARAB REPUBLIC	1.425.014	1.222.714	-14,20	2.843.186	3.333.090	17,23
TURKEY	3.398.481	3.976.996	17,02	9.173.399	11.457.461	24,90
UNITED ARAB EMIRATES	16.508.756	17.891.950	8,38	42.352.278	55.769.912	31,68
QATAR	480.203	379.056	-21,06	1.345.771	1.271.004	-5,56
BAHRAIN	281.430	196.240	-30,27	806.908	639.354	-20,76
CYPRUS	152.812	104.229	-31,79	427.070	323.337	-24,29
EGYPT	7.777.368	8.162.392	4,95	18.416.012	22.647.609	22,98
LIBYAN ARAB JAMAHIRIYA	1.335.306	1.552.827	16,29	3.568.545	4.632.431	29,81
MOROCCO	429.143	362.818	-15,46	1.090.993	1.091.035	,00
TUNISIA	40.873	120.177	194,03	118.996	268.125	125,32
ALGERIA	418.377	317.646	-24,08	1.130.541	1.029.360	-8,95
SUDAN	450.246	595.643	32,29	1.257.365	2.008.195	59,71
ETHIOPIA	0	46	-	0	497	-
TANZANIA, UNITED REPUBLIC OF	11	5.409	49072,73	50	20.304	40508,00
MADAGASCAR	5.650	454	-91,96	12.722	250	-98,03
KENYA	148.819	85.286	-42,69	386.918	216.194	-44,12
REUNION	26.473	10.779	-59,28	84.823	39.319	-53,65
BOTSWANA	36.895	58	-99,84	96.084	198	-99,79
TOGO	4.749	0	-100,00	12.901	0	-100,00
GHANA	356.410	274.889	-22,87	735.483	610.199	-17,03
LIBERIA	8.147	0	-100,00	22.381	0	-100,00
GUINEA	15.045	0	-100,00	42.943	0	-100,00
ANGOLA	86.896	53.300	-38,66	240.216	215.081	-10,46
CAMEROON	27.796	5.195	-81,31	45.247	17.793	-60,68
NIGERIA	1.358.319	1.748.828	28,75	3.362.411	5.373.142	59,80
GABON	0	1	-	0	14	-
COTE D'IVOIRE	73.166	70.821	-3,21	198.993	234.647	17,92
SENEGAL	16.159	35.493	119,65	43.964	127.569	190,17
BENIN	50.893	19.015	-62,64	142.995	61.899	-56,71
BURKINA FASO	9.082	0	-100,00	25.424	0	-100,00
SEYCHELLES	12.893	644	-95,01	33.980	1.210	-96,44
UGANDA	107.125	117.977	10,13	219.314	266.760	21,63
DJIBOUTI	250.856	100.719	-59,85	648.366	316.428	-51,20
SOUTH AFRICA	1.586.615	3.059.481	92,83	4.671.025	8.917.114	90,90
ZIMBABWE	145.280	124.026	-14,63	408.550	350.230	-14,27
COMOROS	868	320	-63,13	1.253	1.254	,08
MAURITIUS	317.139	304.037	-4,13	775.315	923.165	19,07
AUSTRALIA	6.011.500	7.649.837	27,25	17.124.210	25.115.027	46,66
NEW ZEALAND	1.891.222	2.133.321	12,80	5.332.655	6.602.964	23,82
GUAM	1	0	-100,00	4	0	-100,00
PALAU	6	0	-100,00	6	0	-100,00
NEW CALEDONIA	8.897	15.514	74,37	23.306	52.645	125,89
VANUATU	16.633	28.531	71,53	47.146	93.670	98,68
AMERICAN SAMOA	14.366	0	-100,00	44.764	0	-100,00
COOK ISLANDS	33	30	-9,09	564	187	-66,84
FIJI	145.920	160.621	10,07	413.681	505.841	22,28
SAMOA	59.246	33.766	-43,01	364.866	137.206	-62,40
SOLOMON ISLANDS	519	0	-100,00	700	0	-100,00
EAST TIMOR	92.542	483.741	422,73	228.850	735.342	221,32
UNITED STATES	74.038.648	73.737.385	-,41	212.412.394	249.551.496	17,48
CANADA	1.570.083	3.467.427	120,84	3.885.448	10.908.460	180,75
MEXICO	1.226.175	1.338.674	9,17	3.021.052	3.462.620	14,62
GUATEMALA	386.156	327.726	-15,13	1.062.709	1.000.290	-5,87
HONDURAS	405.547	186.323	-54,06	904.759	510.781	-43,55
NICARAGUA	7.810	0	-100,00	19.913	0	-100,00
PANAMA	285.954	212.686	-25,62	871.948	683.509	-21,61
SURINAME	26.716	35.471	32,77	67.395	106.264	57,67
CHILE	209.226	140.938	-32,64	767.775	321.603	-58,11
VENEZUELA	197.336	263.133	33,34	564.897	1.037.195	83,61
ARGENTINA	695.333	1.099.499	58,13	1.865.818	3.019.310	61,82
BRAZIL	1.349.791	805.267	-40,34	3.408.843	2.720.816	-20,18
COLOMBIA	1.191.314	1.234.751	3,65	2.909.642	3.287.952	13,00

TABEL 5. PERKEMBANGAN EKSPOR INDONESIA MENURUT KOMODITI DAN NEGARA TUJUAN

JENIS BARANG	BERAT BERSIH (KG)		PERUB	NILAI FOB (US \$)		PERUB
	JAN-SEP 2007	JAN-SEP 2008	%	JAN-SEP 2007	JAN-SEP 2008	%
	(1)	(2)	(3)	(4)	(5)	(6)
BOLIVIA	8.168	61.520	653,18	25.610	213.980	735,53
URUGUAY	30.813	54.021	75,32	99.415	173.115	74,13
PARAGUAY	21.100	164.027	677,38	85.161	586.752	588,99
ECUADOR	105.205	81.214	-22,80	322.357	276.066	-14,36
PERU	660.619	930.372	40,83	1.166.364	1.710.675	46,67
GUYANA	10.268	12.009	16,96	28.167	28.552	1,37
TRINIDAD AND TOBAGO	114.837	56.848	-50,50	363.197	205.851	-43,32
JAMAICA	449.236	300.481	-33,11	1.173.585	882.559	-24,80
PUERTO RICO	40.034	122.476	205,93	133.347	482.141	261,57
DOMINICAN REPUBLIC	306.199	272.084	-11,14	835.643	602.477	-27,90
EL SALVADOR	21.899	40.631	85,54	61.064	146.663	140,18
COSTA RICA	272.846	391.912	43,64	728.453	1.194.031	63,91
HAITI	7.830	13.068	66,90	22.275	38.465	72,68
BARBADOS	31.309	40.995	30,94	92.347	143.476	55,37
ANTIGUA AND BARBUDA	272	0	-100,00	1.987	0	-100,00
ARUBA	0	12.752	-	0	33.601	-
DOMINICA	80.813	96.555	19,48	193.848	259.514	33,87
FRENCH POLYNESIA	239	64.033	26692,05	433	237.163	54672,06
NETHERLANDS ANTILLES	0	20.402	-	0	37.799	-
GUADELOUPE	21	95	352,38	54	245	353,70
UNITED KINGDOM	15.206.958	12.318.710	-18,99	42.624.396	39.283.161	-7,84
NETHERLANDS	7.305.266	7.741.010	5,96	20.713.537	23.154.406	11,78
FRANCE	2.968.131	3.264.680	9,99	8.463.072	10.481.686	23,85
GERMANY, FED. REP. OF	10.819.139	13.014.718	20,29	41.007.564	58.911.834	43,66
AUSTRIA	3.387	40.620	1099,29	15.228	228.638	1401,43
BELGIUM	9.145.959	6.603.474	-27,80	26.287.280	21.451.236	-18,40
SWITZERLAND	55.313	125.504	126,90	128.647	516.306	301,34
LUXEMBOURG	1.203	2.076	72,57	17.604	5.904	-66,46
DENMARK	1.124.532	1.378.387	22,57	2.751.764	3.687.228	34,00
NORWAY	256.109	446.304	74,26	740.830	1.316.017	77,64
SWEDEN	691.544	784.938	13,51	2.082.660	2.756.773	32,37
FINLAND	746.211	1.187.853	59,18	1.897.938	3.589.290	89,12
IRELAND	418.492	939.979	124,61	1.197.243	2.498.506	108,69
ITALY	9.468.648	9.084.291	-4,06	28.312.354	30.913.483	9,19
SPAIN	2.856.972	2.217.824	-22,37	8.487.509	8.004.856	-5,69
PORTUGAL	1.539.951	640.366	-58,42	4.860.750	2.448.476	-49,63
ICELAND	35.012	0	-100,00	126.063	0	-100,00
GREECE	861.800	999.029	15,92	2.667.147	3.672.816	37,71
DEMOCRATIC REPUBLIC OF THE CO	0	13.995	-	0	12.482	-
HUNGARY	284.499	204.848	-28,00	1.138.132	838.267	-26,35
POLAND	439.870	1.032.590	134,75	1.817.279	4.221.667	132,31
ROMANIA	90.680	242.323	167,23	271.849	916.343	237,08
BULGARIA	62.217	30.990	-50,19	153.430	112.310	-26,80
ARMENIA	37.231	84.332	126,51	96.191	281.646	192,80
AZERBAIJAN	16.026	21.330	33,10	43.799	28.680	-34,52
KAZAKHSTAN	19.611	9.482	-51,65	53.659	26.904	-49,86
KYRGYZSTAN	9.476	0	-100,00	25.972	0	-100,00
MOLDOVA, REPUBLIC OF	0	11.023	-	0	34.984	-
TURKMENISTAN	7.228	23.018	218,46	19.415	69.215	256,50
UKRAINE	54.097	485.480	797,42	172.012	1.737.209	909,93
LITHUANIA	62.912	309.914	392,62	215.885	1.103.826	411,30
LATVIA	480.036	502.410	4,66	1.122.991	1.484.974	32,23
ESTONIA	315.291	197.736	-37,28	983.386	740.960	-24,65
GEORGIA	172.899	368.107	112,90	475.579	1.193.195	150,89
CROATIA	61.892	101.827	64,52	197.273	384.273	94,79
MALTA	14.067	35.116	149,63	48.898	79.473	62,53
SLOVAKIA	1	113	11200,00	13	3.264	25007,69
SLOVENIA	227.277	278.744	22,65	579.627	898.533	55,02
CZECH REPUBLIC	107.956	104.817	-2,91	480.750	644.051	33,97
RUSSIA FEDERATION	251.156	266.966	6,29	878.750	1.204.766	37,10
-SHEET	216.936.767	126.435.199	-41,72	433.324.905	337.386.130	-22,14
JAPAN	57.859.313	26.955.545	-53,41	114.510.633	70.491.344	-38,44
HONG KONG	178.574	146.644	-17,88	297.341	461.430	55,19
KOREA, REPUBLIC OF	5.722.699	2.580.962	-54,90	11.542.202	6.829.958	-40,83
TAIWAN	4.358.910	1.543.240	-64,60	8.919.430	4.221.570	-52,67
CHINA	33.181.800	11.782.464	-64,49	66.190.384	31.053.296	-53,08
THAILAND	113.615	0	-100,00	227.230	0	-100,00
SINGAPORE	11.073.870	10.242.238	-7,51	23.810.482	27.587.223	15,86
PHILIPPINES	1.161.856	2.301.467	98,09	2.184.812	6.290.193	187,91
MALAYSIA	221.792	1.108.400	399,75	496.127	3.267.417	558,58
VIET NAM	893.988	977.634	9,36	1.720.653	2.718.205	57,98
INDIA	6.482.729	2.135.732	-67,06	11.608.807	5.614.354	-51,64
PAKISTAN	53.760	13.440	-75,00	113.700	38.371	-66,25
SRI LANKA	302.400	0	-100,00	631.905	0	-100,00
IRAN (ISLAMIC REPUBLIC OF)	524.160	56.771	-89,17	1.070.768	167.814	-84,33
ISRAEL	0	20.160	-	0	62.093	-
TURKEY	2.480.639	1.515.469	-38,91	5.044.228	4.217.468	-16,39

TABEL 5. PERKEMBANGAN EKSPOR INDONESIA MENURUT KOMODITI DAN NEGARA TUJUAN

JENIS BARANG	BERAT BERSIH (KG)		PERUB %	NILAI FOB (US \$)		PERUB %
	JAN-SEP 2007	JAN-SEP 2008		JAN-SEP 2007	JAN-SEP 2008	
(1)	(2)	(3)	(4)	(5)	(6)	(7)
UNITED ARAB EMIRATES	0	38.466	-	0	111.095	-
EGYPT	3.265.920	1.108.800	-66,05	6.739.058	2.908.372	-56,84
ALGERIA	85.680	68.040	-20,59	145.441	178.945	23,04
SOUTH AFRICA	6.965.758	3.264.000	-53,14	13.851.449	8.347.623	-39,73
AUSTRALIA	1.973.873	443.695	-77,52	3.609.548	1.151.988	-68,08
NEW ZEALAND	241.920	0	-100,00	449.064	0	-100,00
SAINT VINCENT AND THE GRENADIN	20.160	0	-100,00	45.713	0	-100,00
UNITED STATES	15.675.598	13.949.570	-11,01	31.928.824	38.092.539	19,30
CANADA	5.468.020	4.775.398	-12,67	11.040.069	13.060.183	18,30
MEXICO	2.862.720	1.532.160	-46,48	5.572.172	4.132.498	-25,84
CHILE	253.680	301.440	18,83	543.648	818.563	50,57
VENEZUELA	1.895.040	866.880	-54,26	3.832.631	2.212.257	-42,28
ARGENTINA	280.386	519.263	85,20	576.441	1.414.050	145,31
BRAZIL	4.510.210	4.294.733	-4,78	9.229.984	11.374.679	23,24
COLOMBIA	210.000	759.360	261,60	436.515	2.015.110	361,64
PERU	0	97.272	-	0	267.979	-
COSTA RICA	302.400	60.480	-80,00	574.358	142.733	-75,15
UNITED KINGDOM	3.237.479	1.955.521	-39,60	6.524.342	5.219.765	-20,00
NETHERLANDS	6.819.720	4.443.840	-34,84	13.757.015	11.824.688	-14,05
FRANCE	1.187.307	948.060	-20,15	2.327.449	2.529.206	8,67
GERMANY, FED. REP. OF	9.762.301	3.671.908	-62,39	19.469.906	9.763.504	-49,85
BELGIUM	10.875.837	6.863.035	-36,90	21.639.724	18.096.633	-16,37
LUXEMBOURG	0	95.999	-	0	284.136	-
IRELAND	42.840	0	-100,00	92.749	0	-100,00
ITALY	375.480	817.740	117,79	679.859	2.130.270	213,34
SPAIN	3.756.060	5.064.062	34,82	7.439.400	13.632.738	83,25
GREECE	524.160	0	-100,00	1.005.315	0	-100,00
HUNGARY	342.720	0	-100,00	702.149	0	-100,00
POLAND	4.545.108	3.837.198	-15,58	8.895.694	10.365.218	16,52
ROMANIA	1.543.500	967.680	-37,31	3.060.902	2.568.968	-16,07
BULGARIA	19.200	136.080	608,75	34.176	361.973	959,14
BELARUS	1.446.168	256.283	-82,28	2.842.446	772.022	-72,84
UKRAINE	249.101	1.270.527	410,04	532.745	3.435.100	544,79
LITHUANIA	775.060	292.896	-62,21	1.666.431	807.111	-51,57
SLOVENIA	1.124.100	611.933	-45,56	2.309.582	1.652.805	-28,44
CZECH REPUBLIC	0	58	-	0	43	-
RUSSIA FEDERATION	1.689.156	1.742.656	3,17	3.401.404	4.692.600	37,96
-CRUMB RUBBER	1.540.123.615	1.695.535.348	10,09	3.045.294.543	4.614.663.403	51,53
JAPAN	242.201.559	278.886.321	15,15	479.935.078	768.527.662	60,13
HONG KONG	160.266	285.810	78,33	299.086	758.564	153,63
KOREA, DEMOCRATIC PEOPLE'S REI	52.920	0	-100,00	109.015	0	-100,00
TAIWAN, REPUBLIC OF	66.499.440	83.820.795	26,05	130.863.633	232.032.011	77,31
TAIWAN	9.487.689	14.465.589	52,47	18.459.025	39.283.128	112,81
CHINA	216.076.539	259.828.447	20,25	434.644.275	718.754.524	65,37
SINGAPORE	106.071.649	112.965.072	6,50	215.590.487	290.969.951	34,96
PHILIPPINES	2.217.600	2.822.400	27,27	4.653.927	8.019.526	72,32
MALAYSIA	1.071.658	2.701.440	152,08	2.130.883	7.307.609	242,94
VIET NAM	6.247.743	3.437.275	-44,98	11.736.873	9.447.794	-19,50
INDIA	31.341.543	20.945.834	-33,17	60.183.513	58.022.583	-3,59
PAKISTAN	4.011.828	2.423.228	-39,60	7.774.711	6.739.126	-13,32
SRI LANKA	2.520	241.919	9499,96	6.253	705.427	11181,42
IRAN (ISLAMIC REPUBLIC OF)	8.830.068	7.156.786	-18,95	18.227.227	18.882.896	3,60
ISRAEL	0	201.600	-	0	605.475	-
YEMEN	100.800	0	-100,00	189.120	0	-100,00
TURKEY	27.927.355	30.226.706	8,23	55.399.522	81.345.272	46,83
UNITED ARAB EMIRATES	0	806.400	-	0	2.220.549	-
EGYPT	40.320	3.769.920	9250,00	69.754	11.119.934	15841,64
TUNISIA	100.800	0	-100,00	187.226	0	-100,00
ALGERIA	385.560	405.720	5,23	752.299	1.184.087	57,40
ETHIOPIA	342.720	181.440	-47,06	695.116	424.336	-38,95
TANZANIA, UNITED REPUBLIC OF	20.160	0	-100,00	37.195	0	-100,00
KENYA	1.935.360	947.518	-51,04	3.887.761	2.455.960	-36,83
DJIBOUTI	524.159	1.007.999	92,31	1.045.496	2.722.526	160,41
SOUTH AFRICA	17.896.293	19.835.509	10,84	35.039.002	54.682.067	56,06
AUSTRALIA	10.221.118	11.551.662	13,02	19.937.302	31.014.573	55,56
NEW ZEALAND	887.040	1.391.039	56,82	1.728.394	3.815.286	120,74
EAST TIMOR	60.480	0	-100,00	103.924	0	-100,00
UNITED STATES	426.014.926	474.191.453	11,31	827.074.597	1.275.318.219	54,20
CANADA	32.433.003	39.659.000	22,28	63.976.625	107.951.123	68,74
MEXICO	14.043.673	15.957.054	13,62	27.661.922	43.705.199	58,00
CUBA	0	80.640	-	0	231.427	-
CHILE	3.830.395	2.237.755	-41,58	7.521.516	6.005.879	-20,15
VENEZUELA	6.021.119	6.252.120	3,84	11.950.105	17.307.618	44,83
ARGENTINA	15.567.297	13.805.398	-11,32	30.900.111	36.989.846	19,71
BRAZIL	45.696.540	52.743.024	15,42	92.127.634	146.674.481	59,21
COLOMBIA	13.013.270	9.157.677	-29,63	26.035.832	24.833.743	-4,62
ECUADOR	3.850.560	4.354.560	13,09	7.644.716	11.790.082	54,23

TABEL 5. PERKEMBANGAN EKSPOR INDONESIA MENURUT KOMODITI DAN NEGARA TUJUAN

JENIS BARANG	BERAT BERSIH (KG)		PERUB	NILAI FOB (US \$)		PERUB
	JAN-SEP 2007	JAN-SEP 2008	%	JAN-SEP 2007	JAN-SEP 2008	%
(1)	(2)	(3)	(4)	(5)	(6)	(7)
PERU	1.483.438	18.306	-98,77	2.682.841	52.904	-98,03
EL SALVADOR	0	100.800	-	0	311.976	-
COSTA RICA	766.080	766.079	-0,00	1.423.649	1.859.178	30,59
NORFOLK ISLANDS	453.600	0	-100,00	898.128	0	-100,00
UNITED KINGDOM	12.277.738	11.786.036	-4,00	24.000.132	32.722.562	36,34
NETHERLANDS	11.406.496	18.599.937	63,06	22.551.661	50.947.999	125,92
FRANCE	36.254.565	37.108.214	2,35	71.616.205	99.739.953	39,27
GERMANY, FED. REP. OF	52.442.751	43.896.735	-16,30	105.359.953	122.269.601	16,05
AUSTRIA	0	181.440	-	0	375.780	-
BELGIUM	21.876.649	15.745.479	-28,03	43.166.947	42.963.852	-,47
LUXEMBOURG	0	1.368.960	-	0	3.734.185	-
NORWAY	38.400	153.600	300,00	82.656	429.504	419,63
SWEDEN	846.720	363.080	-57,12	1.686.386	1.083.166	-35,77
FINLAND	0	60.480	-	0	147.837	-
IRELAND	428.400	417.060	-2,65	837.823	1.139.103	35,96
ITALY	14.658.838	15.256.917	4,08	29.384.917	42.097.022	43,26
SPAIN	28.398.852	26.607.764	-6,31	56.160.370	72.926.953	29,85
GREECE	665.280	771.120	15,91	1.325.927	1.952.499	47,26
HUNGARY	1.709.818	1.544.758	-9,65	3.473.782	3.936.086	13,31
POLAND	15.305.124	17.657.325	15,37	30.159.443	47.642.983	57,97
ROMANIA	11.012.400	10.066.556	-8,59	21.875.264	26.941.790	23,16
BULGARIA	0	340.200	-	0	1.066.530	-
YUGOSLAVIA	0	246.960	-	0	680.872	-
UKRAINE	302.400	2.406.222	695,71	675.004	6.072.852	799,68
LITHUANIA	2.998.140	2.721.600	-9,22	6.313.091	8.066.584	27,78
GEORGIA	201.600	0	-100,00	398.608	0	-100,00
SLOVENIA	8.832.839	7.791.838	-11,79	17.537.395	21.467.351	22,41
CZECH REPUBLIC	907.198	120.960	-86,67	1.749.307	309.533	-82,31
RUSSIA FEDERATION	1.670.319	691.812	-58,58	3.355.899	1.876.265	-44,09
-CREPE	18.576.158	22.637.891	21,87	37.230.105	60.772.210	63,23
JAPAN	974.185	1.025.997	5,32	2.083.177	2.917.393	40,05
KOREA, REPUBLIC OF	90.720	115.920	27,78	185.184	329.721	78,05
TAIWAN	665.280	100.800	-84,85	1.472.890	300.788	-79,58
CHINA	1.794.238	1.897.039	5,73	3.677.102	4.704.398	27,94
SINGAPORE	443.520	948.788	113,92	922.157	2.633.929	185,63
MALAYSIA	77.910	726.796	832,87	142.881	2.010.521	1307,13
VIET NAM	201.600	559.679	177,62	398.362	1.405.202	252,74
INDIA	374.720	796.320	112,51	710.915	2.076.449	192,08
SRI LANKA	0	40.320	-	0	118.488	-
ISRAEL	0	262.080	-	0	689.673	-
YEMEN	40.320	0	-100,00	76.810	0	-100,00
TURKEY	227.615	181.440	-20,29	416.285	525.120	26,14
UNITED ARAB EMIRATES	806.400	0	-100,00	1.714.464	0	-100,00
EGYPT	117.180	0	-100,00	250.601	0	-100,00
MOROCCO	0	20.160	-	0	56.851	-
SOUTH AFRICA	120.960	100.800	-16,67	200.982	280.828	39,73
MAURITIUS	0	443	-	0	1.200	-
AUSTRALIA	20.160	120.960	500,00	41.979	360.686	759,21
EAST TIMOR	75.600	0	-100,00	159.478	0	-100,00
UNITED STATES	7.117.321	10.456.968	46,92	13.543.351	28.224.725	108,40
CANADA	1.693.413	2.076.480	22,62	3.604.033	5.649.166	56,75
MEXICO	120.960	120.959	-0,00	261.475	327.051	25,08
ARGENTINA	0	161.279	-	0	438.950	-
BRAZIL	805.960	1.115.279	38,38	1.617.134	3.050.951	88,66
PERU	0	20.160	-	0	54.432	-
UNITED KINGDOM	305.090	80.640	-73,57	571.895	222.163	-61,15
NETHERLANDS	0	20.160	-	0	54.432	-
FRANCE	101.029	60.496	-40,12	171.339	139.632	-18,51
GERMANY, FED. REP. OF	786.040	483.840	-38,45	1.578.979	1.237.394	-21,63
BELGIUM	40.320	0	-100,00	68.544	0	-100,00
SWITZERLAND	0	9	-	0	72	-
SWEDEN	40.320	0	-100,00	84.370	0	-100,00
ITALY	383.040	221.760	-42,11	899.670	528.625	-41,24
SPAIN	60.511	231.839	283,14	136.342	666.546	388,88
PORTUGAL	80.640	120.960	50,00	153.510	330.580	115,35
GREECE	967.680	20.160	-97,92	1.992.726	59.674	-97,01
DEMOCRATIC REPUBLIC OF THE CO	3.106	0	-100,00	7.992	0	-100,00
POLAND	0	45.360	-	0	142.095	-
YUGOSLAVIA	40.320	282.240	600,00	85.478	715.175	736,68
UKRAINE	0	221.760	-	0	519.300	-
-BUNGKIL KELAPA	240.327.616	204.880.276	-14,75	27.073.305	28.380.975	4,83
JAPAN	0	334.458	-	0	75.254	-
HONG KONG	31	0	-100,00	147	0	-100,00
KOREA, REPUBLIC OF	137.888.609	125.699.928	-8,84	16.042.850	16.495.101	2,82
TAIWAN	9.442.347	4.937.612	-47,71	1.206.294	437.775	-63,71
CHINA	81.000	60.000	-25,93	21.870	9.747	-55,43

TABEL 5. PERKEMBANGAN EKSPOR INDONESIA MENURUT KOMODITI DAN NEGARA TUJUAN

JENIS BARANG	BERAT BERSIH (KG)		PERUB	NILAI FOB (US \$)		PERUB
	JAN-SEP 2007	JAN-SEP 2008	%	JAN-SEP 2007	JAN-SEP 2008	%
(1)	(2)	(3)	(4)	(5)	(6)	(7)
SINGAPORE	1	4.605.836	460583500,00	1	705.836	70583500,00
MALAYSIA	470.000	0	-100,00	43.300	0	-100,00
BRUNEI DARUSSALAM	642	1.209	88,32	2.634	3.049	15,76
VIET NAM	52.385.938	48.544.360	-7,33	5.475.716	7.394.470	35,04
INDIA	14.303.529	12.000.930	-16,10	1.245.357	1.653.113	32,74
PAKISTAN	334.360	0	-100,00	40.123	0	-100,00
AUSTRALIA	5.045.270	37.600	-99,25	524.682	5.828	-98,89
NEW ZEALAND	4.000.000	0	-100,00	340.000	0	-100,00
UNITED STATES	0	36.000	-	0	12.440	-
NETHERLANDS	14.456.089	8.622.343	-40,35	1.971.131	1.588.362	-19,42
GERMANY, FED. REP. OF	1.900.000	0	-100,00	139.400	0	-100,00
ITALY	19.800	0	-100,00	19.800	0	-100,00
-DEDAK/BEKATUL	298.240.563	292.432.750	-1,95	41.340.860	51.312.648	24,12
JAPAN	10.467.678	52.466.690	401,23	1.203.760	10.081.081	737,47
HONG KONG	0	26	-	0	90	-
KOREA, REPUBLIC OF	175.255.458	199.781.796	13,99	25.188.895	34.134.718	35,51
TAIWAN	460.319	256.410	-44,30	49.225	36.415	-26,02
THAILAND	486.000	0	-100,00	90.099	0	-100,00
SINGAPORE	1	0	-100,00	1	0	-100,00
PHILIPPINES	48.926.430	0	-100,00	6.660.790	0	-100,00
MALAYSIA	483	0	-100,00	7.350	0	-100,00
VIET NAM	62.644.194	39.927.825	-36,26	8.140.740	7.060.343	-13,27
UNITED STATES	0	3	-	0	1	-
-LAINNYA	1.294.148.495	1.911.970.985	47,74	126.352.858	271.518.429	114,89
JAPAN	14.816.480	20.131.529	35,87	3.205.676	5.794.554	80,76
HONG KONG	1.771	2.233.297	126003,73	26.242	285.783	989,03
KOREA, REPUBLIC OF	194.337.779	295.758.778	52,19	17.444.712	41.804.393	139,64
TAIWAN	1.987.954	2.077.779	4,52	540.461	530.632	-1,82
CHINA	3.158.484	8.174.974	158,83	1.280.632	881.523	-31,17
THAILAND	62.009.548	14.247.575	-77,02	4.508.560	4.096.923	-9,13
SINGAPORE	6.435.681	1.169.887	-81,82	3.459.791	721.049	-79,16
PHILIPPINES	17.382.270	6.141.120	-64,67	1.258.767	642.936	-48,92
MALAYSIA	1.696.538	7.353.010	333,41	624.990	1.802.482	188,40
MYANMAR (FORM. BURMA)	52.500	34.000	-35,24	63.982	13.666	-78,64
BRUNEI DARUSSALAM	445	20.031	4401,35	1.052	18.356	1644,87
VIET NAM	82.265.647	74.879.962	-8,98	6.985.205	9.760.035	39,72
INDIA	2.798.737	1.266.246	-54,76	1.324.195	526.298	-60,26
PAKISTAN	19.409	188.548	871,45	11.336	67.110	492,01
BANGLADESH	3.852.839	281.105	-92,70	1.438.769	118.686	-91,75
SRI LANKA	0	20.000	-	0	21.871	-
IRAQ	0	125	-	0	1	-
IRAN (ISLAMIC REPUBLIC OF)	92.247	0	-100,00	77.998	0	-100,00
SAUDI ARABIA	0	41.500.041	-	0	5.861.543	-
JORDAN	0	280.000	-	0	44.800	-
LEBANON	0	34.500	-	0	38.631	-
TANZANIA, UNITED REPUBLIC OF	72.000	0	-100,00	71.252	0	-100,00
MADAGASCAR	163.170	0	-100,00	59.284	0	-100,00
GHANA	141.100	240.360	70,35	77.664	116.162	49,57
NIGERIA	920.000	1.069.410	16,24	493.000	575.438	16,72
SOUTH AFRICA	1.065.999	155.999	-85,37	1.063.935	230.530	-78,33
AUSTRALIA	49.446.498	31.214.668	-36,87	6.017.338	5.319.156	-11,60
NEW ZEALAND	149.667.775	465.640.322	211,12	14.361.968	63.724.126	343,70
GUAM	508	0	-100,00	12.808	0	-100,00
UNITED STATES	10.926	4.772	-56,32	174.701	73.967	-57,66
URUGUAY	13.000	0	-100,00	12.150	0	-100,00
DOMINICAN REPUBLIC	718.960	0	-100,00	139.558	0	-100,00
UNITED KINGDOM	13.000	26.000	100,00	14.895	34.380	130,82
NETHERLANDS	587.280.264	752.778.414	28,18	53.050.781	107.388.825	102,43
FRANCE	0	374.000	-	0	95.370	-
GERMANY, FED. REP. OF	106.612.460	119.703.499	12,28	8.246.939	16.566.954	100,89
SWITZERLAND	0	7.501.769	-	0	1.006.744	-
ITALY	7.000.000	55.729.265	696,13	214.200	2.119.030	889,28
HUNGARY	12.500	0	-100,00	13.125	0	-100,00
POLAND	26.000	0	-100,00	24.245	0	-100,00
UKRAINE	76.000	140.000	84,21	52.372	79.375	51,56
CZECH REPUBLIC	6	0	-100,00	275	0	-100,00
RUSSIA FEDERATION	0	1.600.000	-	0	1.157.100	-
-MINYAK ATSIRI LAINNYA	3.340.949	3.224.482	-3,49	58.561.662	118.097.835	101,66
JAPAN	70.614	132.984	88,33	928.056	2.448.589	163,84
HONG KONG	8.402	23.505	179,75	42.732	164.176	284,20
KOREA, REPUBLIC OF	45	25.467	56493,33	673	35.705	5205,35
TAIWAN	14.930	474	-96,83	164.835	13.098	-92,05
CHINA	207.276	156.812	-24,35	1.362.340	1.726.029	26,70
THAILAND	2.880	17.892	521,25	36.516	99.560	172,65
SINGAPORE	1.132.113	828.743	-26,80	18.422.304	30.633.102	66,28

TABEL 5. PERKEMBANGAN EKSPOR INDONESIA MENURUT KOMODITI DAN NEGARA TUJUAN

JENIS BARANG	BERAT BERSIH (KG)		PERUB	NILAI FOB (US \$)		PERUB
	JAN-SEP 2007	JAN-SEP 2008	%	JAN-SEP 2007	JAN-SEP 2008	%
	(1)	(2)	(3)	(4)	(5)	(6)
PHILIPPINES	6.876	4.251	-38,18	66.345	97.822	47,44
MALAYSIA	5.100	5.311	4,14	63.283	51.719	-18,27
BRUNEI DARUSSALAM	3.512	0	-100,00	11.032	0	-100,00
VIET NAM	3.181	1.900	-40,27	4.237	2.428	-42,70
MALDIVES	19	410	2057,89	1.169	3.664	213,43
INDIA	293.903	385.586	31,19	3.495.752	8.891.765	154,36
PAKISTAN	8.109	8.400	3,59	46.300	51.065	10,29
SRI LANKA	500	391	-21,80	10.450	8.733	-16,43
SAUDI ARABIA	1.080	1.000	-7,41	2.100	9.385	346,90
TURKEY	17.640	16.200	-8,16	121.216	166.594	37,44
UNITED ARAB EMIRATES	33.519	46.180	37,77	632.552	3.394.516	436,64
BAHRAIN	400	0	-100,00	17.690	0	-100,00
EGYPT	816	1.000	22,55	5.732	107.700	1778,93
LIBYAN ARAB JAMAHIRIYA	2.000	0	-100,00	20.500	0	-100,00
GUINEA	0	18	-	0	190	-
COTE D'IVOIRE	1.717	0	-100,00	11.033	0	-100,00
SENEGAL	858	0	-100,00	6.600	0	-100,00
BENIN	2.254	2.980	32,21	12.054	20.662	71,41
SOUTH AFRICA	5.692	4.182	-26,53	67.090	43.670	-34,91
AUSTRALIA	3.487	2.393	-31,37	40.973	41.354	,93
NEW ZEALAND	0	762	-	0	7.517	-
GUAM	2.000	257	-87,15	4.410	4.212	-4,49
UNITED STATES	774.317	726.059	-6,23	12.786.517	23.698.402	85,34
CANADA	6.504	2.841	-56,32	56.520	45.056	-20,28
MEXICO	12.840	49.891	288,56	96.450	661.125	585,46
ARGENTINA	314	230	-26,75	3.743	30.980	727,68
BRAZIL	8.341	16.837	101,86	78.455	157.817	101,16
UNITED KINGDOM	67.853	52.323	-22,89	1.744.447	3.742.588	114,54
NETHERLANDS	60.456	144.887	139,66	1.160.218	9.972.384	759,53
FRANCE	171.992	187.099	8,78	5.086.847	10.085.921	98,27
GERMANY, FED. REP. OF	114.764	138.289	20,50	3.721.225	8.618.083	131,59
BELGIUM	1.500	551	-63,27	417.445	29.953	-92,82
SWITZERLAND	196.084	125.476	-36,01	6.067.243	9.770.654	61,04
NORWAY	0	78	-	0	3.261	-
SWEDEN	92	0	-100,00	43	0	-100,00
IRELAND	63	49	-22,22	3.589	525	-85,37
ITALY	14.803	40.788	175,54	164.792	783.091	375,20
SPAIN	75.950	57.586	-24,18	1.562.052	2.449.840	56,83
GREECE	253	0	-100,00	197	0	-100,00
POLAND	900	0	-100,00	5.905	0	-100,00
ROMANIA	0	14.400	-	0	24.900	-
LATVIA	5.000	0	-100,00	8.000	0	-100,00
-WANGI-WANGIAN DARI MINYAK AT:	42.171.596	48.432.498	14,85	141.346.223	173.107.300	22,47
JAPAN	3.741.525	2.006.921	-46,36	11.523.490	9.131.868	-20,75
HONG KONG	1.005.865	1.264.825	25,75	6.591.812	13.037.895	97,79
KOREA, DEMOCRATIC PEOPLE'S REI	502	0	-100,00	90	0	-100,00
KOREA, REPUBLIC OF	153.069	184.329	20,42	1.145.241	1.450.476	26,65
TAIWAN	2.618.217	3.501.848	33,75	4.024.118	4.359.300	8,33
CHINA	732.887	905.654	23,57	1.473.246	2.185.919	48,37
MONGOLIA	0	15.481	-	0	37.625	-
MACAU	875	675	-22,86	32.897	9.662	-70,63
PAPUA NEW GUINEA	287.514	291.985	1,56	988.324	704.930	-28,67
THAILAND	3.859.340	5.247.420	35,97	27.375.767	27.106.419	-,98
SINGAPORE	3.288.615	2.131.943	-35,17	11.053.072	12.338.251	11,63
PHILIPPINES	1.733.527	2.286.220	31,88	11.623.754	14.636.783	25,92
MALAYSIA	8.074.928	7.208.624	-10,73	19.607.844	21.472.773	9,51
MYANMAR (FORM. BURMA)	146.442	191.272	30,61	742.857	1.123.351	51,22
CAMBODIA	2.266	4.322	90,73	2.832	32.833	1059,36
BRUNEI DARUSSALAM	316.922	373.820	17,95	1.205.432	1.478.634	22,66
NEPAL	0	45.131	-	0	60.776	-
VIET NAM	617.882	971.627	57,25	5.963.954	8.197.150	37,44
MALDIVES	333.507	414.261	24,21	663.390	890.381	34,22
INDIA	722.539	1.320.641	82,78	1.823.773	3.529.753	93,54
PAKISTAN	584.039	948.765	62,45	1.648.311	2.584.332	56,79
BANGLADESH	18.086	56.630	213,12	42.662	135.034	216,52
SRI LANKA	80.856	53.658	-33,64	80.849	109.427	35,35
AFGHANISTAN	1.000	0	-100,00	14.133	0	-100,00
IRAQ	122.226	9.430	-92,28	268.896	21.916	-91,85
IRAN (ISLAMIC REPUBLIC OF)	82.076	136.940	66,85	317.221	416.220	31,21
SAUDI ARABIA	420.030	501.115	19,30	783.024	1.017.345	29,93
KUWAIT	5.496	4.615	-16,03	34.185	40.403	18,19
JORDAN	68.854	42.232	-38,66	186.178	134.572	-27,72
LEBANON	13.790	19.108	38,56	44.090	64.495	46,28
YEMEN	551.596	709.422	28,61	1.005.859	1.458.049	44,96
OMAN	0	979	-	0	5.167	-
SYRIA ARAB REPUBLIC	0	3.979	-	0	41.006	-
TURKEY	775	94	-87,87	10.175	2.647	-73,99

TABEL 5. PERKEMBANGAN EKSPOR INDONESIA MENURUT KOMODITI DAN NEGARA TUJUAN

JENIS BARANG	BERAT BERSIH (KG)		PERUB	NILAI FOB (US \$)		PERUB
	JAN-SEP 2007	JAN-SEP 2008	%	JAN-SEP 2007	JAN-SEP 2008	%
	(1)	(2)	(3)	(4)	(5)	(6)
UNITED ARAB EMIRATES	6.108.494	8.424.376	37,91	15.542.740	23.822.465	53,27
QATAR	1.328	5.718	330,57	2.531	60.415	2287,00
BAHRAIN	235	148	-37,02	4.847	899	-81,45
CYPRUS	26.714	16.066	-39,86	94.157	61.305	-34,89
EGYPT	15.708	26.092	66,11	77.584	164.140	111,56
LIBYAN ARAB JAMAHIRIYA	141.408	139.285	-1,50	505.018	415.471	-17,73
MOROCCO	0	825	-	0	14.900	-
SUDAN	43.312	97.669	125,50	221.076	512.476	131,81
NAMIBIA	73.440	159.120	116,67	115.600	272.000	135,29
TANZANIA, UNITED REPUBLIC OF	351.596	453.551	29,00	470.280	727.677	54,73
MADAGASCAR	79.424	116.795	47,05	60.525	40.337	-33,35
SOMALIA	16.727	0	-100,00	25.194	0	-100,00
KENYA	1.368.931	1.264.056	-7,66	2.412.954	2.307.843	-4,36
REUNION	2.341	4.681	99,96	7.476	12.063	61,36
MOZAMBIQUE	21.362	1.951	-90,87	34.365	7.003	-79,62
EQUATORIAL GUINEA	24.556	6.556	-73,30	31.738	12.384	-60,98
TOGO	76.421	0	-100,00	84.204	0	-100,00
GHANA	164.269	307.008	86,89	400.444	783.232	95,59
LIBERIA	0	1.642	-	0	1.923	-
GUINEA	16.184	24.098	48,90	25.680	70.447	174,33
ANGOLA	141.443	160.943	13,79	229.650	267.772	16,60
CAMEROON	12.041	27.856	131,34	17.798	59.888	236,49
NIGERIA	382.905	1.522.532	297,63	1.322.253	3.168.940	139,66
SIERRA LEONE	0	6.596	-	0	25.158	-
GABON	23.895	25.265	5,73	53.657	64.955	21,06
COTE D'IVOIRE	106.566	22.588	-78,80	138.485	40.821	-70,52
SENEGAL	337.767	391.597	15,94	320.256	369.469	15,37
BENIN	274.080	288.514	5,27	479.715	646.489	34,77
BURKINA FASO	5.302	8.923	68,29	4.956	15.860	220,02
GAMBIA	8.049	12.832	59,42	25.844	28.962	12,06
SEYCHELLES	39.559	26.283	-33,56	87.065	53.518	-38,53
UGANDA	48.226	169.334	251,13	61.397	340.810	455,09
NIGER	0	400	-	0	725	-
CHAD	12.678	17.636	39,11	17.604	29.664	68,51
DJIBOUTI	133.832	257.179	92,17	220.472	286.210	29,82
SAO TOME AND PRINCIPE	8.128	26.927	231,29	14.100	56.503	300,73
SWAZILAND	2	0	-100,00	20	0	-100,00
SOUTH AFRICA	13.309	125.465	842,71	35.562	449.156	1163,02
ZAMBIA	0	7.616	-	0	32.961	-
COMOROS	0	388	-	0	1.471	-
MAURITIUS	177.277	109.314	-38,34	439.786	306.846	-30,23
AUSTRALIA	202.049	260.643	29,00	547.188	845.275	54,48
NEW ZEALAND	11.267	10.419	-7,53	46.972	76.970	63,86
MICRONESIA, FEDERATED STATES (2.157	3.572	65,60	9.758	6.432	-34,08
GUAM	37	2.233	5935,14	2.355	19.359	722,04
PALAU	142	30	-78,87	683	1.064	55,78
NEW CALEDONIA	4.447	616	-86,15	6.352	1.091	-82,82
NORTHERN MARIANA ISLANDS	0	224	-	0	542	-
SAINT VINCENT AND THE GRENADIN	4.179	0	-100,00	4.040	0	-100,00
VANUATU	117.598	78.468	-33,27	230.258	106.309	-53,83
WALLIS AND FUTUNA ISLANDS	2.392	4.056	69,57	5.745	11.192	94,81
AMERICAN SAMOA	4.828	282	-94,16	9.670	1.116	-88,46
COOK ISLANDS	17.025	1.582	-90,71	32.020	3.693	-88,47
FIJI	78.647	113.220	43,96	204.442	311.164	52,20
KIRIBATI	12.494	22.874	83,08	18.097	37.121	105,12
SAMOA	18.484	32.496	75,81	35.367	57.128	61,53
SOLOMON ISLANDS	65.258	64.501	-1,16	151.085	137.066	-9,28
TONGA	38.297	40.328	5,30	56.878	75.726	33,14
TUVALU	398	696	74,87	1.464	1.669	14,00
EAST TIMOR	4	635.214	15880250,00	8	783.244	9790450,00
UNITED STATES	324.858	226.073	-30,41	1.386.323	822.799	-40,65
CANADA	43.778	823	-98,12	130.263	2.158	-98,34
MEXICO	3.047	1.833	-39,84	21.771	142.713	555,52
NICARAGUA	200	0	-100,00	1.421	0	-100,00
PANAMA	0	23.650	-	0	31.625	-
SURINAME	2.581	9.633	273,23	8.798	29.795	238,66
CHILE	2.503	9.465	278,15	2.819	34.024	1106,95
VENEZUELA	94	0	-100,00	152	0	-100,00
ARGENTINA	273	150	-45,05	4.821	2.840	-41,09
BRAZIL	848	150	-82,31	7.818	945	-87,91
COLOMBIA	15	420	2700,00	285	4.900	1619,30
BOLIVIA	6.356	5.009	-21,19	6.501	6.330	-2,63
BAHAMAS	219	91	-58,45	81	983	1113,58
JAMAICA	1	0	-100,00	72	0	-100,00
BELIZE	7.300	36.737	403,25	41.982	145.879	247,48
COSTA RICA	0	143	-	0	287	-
BARBADOS	23.080	6.008	-73,97	46.699	9.022	-80,68
ANGUILLA	2	0	-100,00	10	0	-100,00

TABEL 5. PERKEMBANGAN EKSPOR INDONESIA MENURUT KOMODITI DAN NEGARA TUJUAN

JENIS BARANG	BERAT BERSIH (KG)		PERUB	NILAI FOB (US \$)		PERUB
	JAN-SEP 2007	JAN-SEP 2008	%	JAN-SEP 2007	JAN-SEP 2008	%
	(1)	(2)	(3)	(4)	(5)	(6)
ARUBA	0	324	-	0	9.271	-
BERMUDA	5	846	16820,00	52	15.170	29073,08
CAPE VERDE	23.838	0	-100,00	25.849	0	-100,00
DOMINICA	1.136	0	-100,00	1.410	0	-100,00
FRENCH POLYNESIA	75	8	-89,33	102	41	-59,80
MARTINIQUE	26	53	103,85	124	183	47,58
NETHERLANDS ANTILLES	10.054	1	-99,99	22.386	2	-99,99
GUADELOUPE	168	30	-82,14	484	61	-87,40
UNITED KINGDOM	353.952	557.346	57,46	1.509.610	2.085.473	38,15
NETHERLANDS	148.919	164.513	10,47	294.864	402.917	36,65
FRANCE	229.081	294.013	28,34	1.281.749	2.043.758	59,45
GERMANY, FED. REP. OF	34.200	9.081	-73,45	110.606	37.696	-65,92
AUSTRIA	153	97	-36,60	35.546	5.096	-85,66
BELGIUM	23.973	32.884	37,17	68.244	75.237	10,25
SWITZERLAND	3.860	1.651	-57,23	46.587	14.564	-68,74
DENMARK	93	56	-39,78	98	44	-55,10
NORWAY	98	272	177,55	1.106	5.254	375,05
SWEDEN	3	99.508	3316833,33	5	100.856	2017020,00
FINLAND	400	0	-100,00	5.887	0	-100,00
IRELAND	1.380	500	-63,77	16.551	38.590	133,16
ITALY	228.471	182.807	-19,99	416.453	342.911	-17,66
SPAIN	5.244	12.736	142,87	114.082	108.339	-5,03
PORTUGAL	1.506	34.425	2185,86	1.744	37.156	2030,50
GREECE	70.095	45.414	-35,21	123.829	108.795	-12,14
DEMOCRATIC REPUBLIC OF THE CO	37.483	118.415	215,92	88.718	237.508	167,71
HUNGARY	5.044	11.183	121,71	9.727	27.723	185,01
POLAND	1.084	27	-97,51	7.916	282	-96,44
ROMANIA	1.976	927	-53,09	25.745	19.729	-23,37
BULGARIA	0	1.291	-	0	20.380	-
YUGOSLAVIA	0	16	-	0	24	-
TURKMENISTAN	0	5.147	-	0	18.069	-
UKRAINE	24.472	46.988	92,01	51.072	103.161	101,99
LITHUANIA	383	359	-6,27	2.674	3.887	45,36
LATVIA	119.619	40.938	-65,78	176.616	92.335	-47,72
ESTONIA	0	300	-	0	3.094	-
CROATIA	0	445	-	0	332	-
MALTA	6.368	5.215	-18,11	10.251	8.422	-17,84
SLOVENIA	0	135	-	0	595	-
CZECH REPUBLIC	0	141	-	0	11.444	-
RUSSIA FEDERATION	824	60.976	7300,00	11.429	69.890	511,51
ROTAN OLAHAN	23.608.030	24.540.793	3,95	22.000.178	23.842.793	8,38
JAPAN	35.198	20.832	-40,81	210.428	36.962	-82,43
HONG KONG	1.339.443	1.567.979	17,06	1.209.923	1.461.225	20,77
KOREA, REPUBLIC OF	121.159	9.684	-92,01	138.776	7.840	-94,35
TAIWAN	410.379	228.973	-44,20	222.878	212.839	-4,50
CHINA	17.406.823	17.997.108	3,39	13.993.234	15.170.397	8,41
THAILAND	385.372	568.085	47,41	368.853	581.698	57,70
SINGAPORE	1.845.218	2.121.742	14,99	1.743.427	2.406.739	38,05
MALAYSIA	426.167	454.639	6,68	370.677	338.733	-8,62
BRUNEI DARUSSALAM	48	0	-100,00	214	0	-100,00
VIET NAM	163.017	0	-100,00	136.171	0	-100,00
MALDIVES	210	38	-81,90	815	60	-92,64
INDIA	40.042	320.418	700,20	32.359	338.607	946,41
PAKISTAN	4.950	6.000	21,21	700	4.740	577,14
SRI LANKA	114.702	98.253	-14,34	92.574	130.413	40,87
IRAQ	0	30.160	-	0	12.567	-
IRAN (ISLAMIC REPUBLIC OF)	15.069	0	-100,00	15.642	0	-100,00
SAUDI ARABIA	22.240	116.201	422,49	29.975	122.020	307,07
KUWAIT	40.065	3.851	-90,39	21.165	2.920	-86,20
JORDAN	66.873	49.689	-25,70	57.537	63.099	9,67
SYRIA ARAB REPUBLIC	54.948	30.698	-44,13	41.396	32.359	-21,83
TURKEY	39.872	6.169	-84,53	57.676	14.142	-75,48
UNITED ARAB EMIRATES	1.796	2.409	34,13	10.362	13.757	32,76
QATAR	0	286	-	0	2.016	-
CYPRUS	3.866	11.975	209,75	15.675	39.406	151,39
EGYPT	5.346	0	-100,00	4.931	0	-100,00
TUNISIA	668	0	-100,00	1.422	0	-100,00
KENYA	450	0	-100,00	386	0	-100,00
REUNION	167	17.243	10225,15	269	20.657	7579,18
SOUTH AFRICA	33.631	44.102	31,13	31.392	62.616	99,46
MAURITIUS	0	14.864	-	0	8.076	-
VIRGIN ISLANDS (BRITISH)	0	445	-	0	2.555	-
AUSTRALIA	78.462	35.927	-54,21	594.748	195.600	-67,11
NEW ZEALAND	10.983	16.157	47,11	22.870	34.659	51,55
GUAM	58	1.090	1779,31	1.000	3.719	271,90
NEW CALEDONIA	198	2.936	1382,83	640	8.831	1279,84
VANUATU	725	0	-100,00	700	0	-100,00

TABEL 5. PERKEMBANGAN EKSPOR INDONESIA MENURUT KOMODITI DAN NEGARA TUJUAN

JENIS BARANG	BERAT BERSIH (KG)		PERUB	NILAI FOB (US \$)		PERUB
	JAN-SEP 2007	JAN-SEP 2008	%	JAN-SEP 2007	JAN-SEP 2008	%
(1)	(2)	(3)	(4)	(5)	(6)	(7)
SAMOA	1.076	0	-100,00	3.261	0	-100,00
TONGA	0	236	-	0	179	-
EAST TIMOR	0	301	-	0	64	-
UNITED STATES	246.774	154.181	-37,52	810.834	610.537	-24,70
CANADA	2.171	13.338	514,37	4.574	26.046	469,44
MEXICO	20.302	13.813	-31,96	50.134	31.356	-37,46
CHILE	275	0	-100,00	8.333	0	-100,00
ARGENTINA	7.805	11.185	43,31	14.628	19.843	35,65
BRAZIL	2.638	1.964	-25,55	2.035	19.328	849,78
COLOMBIA	55.256	7.195	-86,98	57.469	10.475	-81,77
URUGUAY	0	117	-	0	252	-
PERU	0	655	-	0	6.624	-
BAHAMAS	10.142	9.498	-6,35	38.489	43.490	12,99
PUERTO RICO	4.155	9.159	120,43	10.006	20.242	102,30
DOMINICAN REPUBLIC	6.187	13.177	112,98	18.415	50.636	174,97
COSTA RICA	567	12.999	2192,59	809	32.619	3932,01
FRENCH POLYNESIA	0	79	-	0	887	-
UNITED KINGDOM	60.349	49.510	-17,96	341.223	362.664	6,28
NETHERLANDS	49.999	7.145	-85,71	82.506	18.075	-78,09
FRANCE	49.506	67.246	35,83	142.107	187.394	31,87
GERMANY, FED. REP. OF	194.014	145.736	-24,88	336.665	318.413	-5,42
BELGIUM	72.113	91.055	26,27	235.156	222.775	-5,27
SWITZERLAND	2.207	555	-74,85	20.490	3.737	-81,76
DENMARK	5	0	-100,00	3	0	-100,00
NORWAY	886	383	-56,77	9.816	506	-94,85
SWEDEN	546	2.238	309,89	2.935	16.434	459,93
FINLAND	659	8.000	1113,96	521	6.320	1113,05
IRELAND	0	74	-	0	187	-
ITALY	45.491	11.116	-75,56	129.350	69.408	-46,34
SPAIN	35.224	34.177	-2,97	103.546	136.058	31,40
PORTUGAL	212	604	184,91	287	1.365	375,61
GREECE	3.594	3.397	-5,48	11.283	1.590	-85,91
HUNGARY	159	3.438	2062,26	150	4.250	2733,33
ROMANIA	16	0	-100,00	33	0	-100,00
UKRAINE	43.736	54.790	25,27	84.832	191.702	125,98
CROATIA	948	0	-100,00	1.154	0	-100,00
SLOVAKIA	5.700	6.000	5,26	4.788	8.461	76,71
CZECH REPUBLIC	4.773	3.930	-17,66	5.856	3.130	-46,55
RUSSIA FEDERATION	12.400	25.549	106,04	39.675	88.494	123,05
-MINYAK KELAPA SAWIT	7.643.547.011	9.737.972.575	27,40	4.539.462.927	9.614.069.847	111,79
JAPAN	2.930.856	542.101	-81,50	2.803.234	721.835	-74,25
HONG KONG	9.552.998	21.996.884	130,26	6.344.302	24.363.663	284,02
KOREA, REPUBLIC OF	3.397.177	9.997.841	194,30	2.103.374	9.609.275	356,85
TAIWAN	610.220	796.967	30,60	431.564	978.068	126,63
CHINA	940.952.818	1.206.724.582	28,24	563.257.719	1.197.433.354	112,59
MONGOLIA	5.246.000	0	-100,00	3.338.075	0	-100,00
PAPUA NEW GUINEA	1.814.091	2.040.337	12,47	1.716.600	2.804.419	63,37
THAILAND	0	19.193.000	-	0	19.336.795	-
SINGAPORE	434.822.353	389.122.862	-10,51	257.645.232	382.098.192	48,30
PHILIPPINES	29.254.717	19.373.300	-33,78	21.108.498	24.947.452	18,19
MALAYSIA	269.992.027	474.193.915	75,63	165.590.173	458.362.969	176,81
MYANMAR (FORM. BURMA)	196.535.244	124.362.183	-36,72	119.611.120	127.930.316	6,96
CAMBODIA	441.792	234.184	-46,99	354.147	322.035	-9,07
BRUNEI DARUSSALAM	770.775	773.523	,36	600.015	1.078.349	79,72
LAO PEOPLE'S DEMOCRATIC REPUB	21.006	0	-100,00	11.845	0	-100,00
VIET NAM	112.220.053	150.077.863	33,74	68.401.129	153.777.747	124,82
MALDIVES	954.089	1.214.195	27,26	900.171	1.868.014	107,52
INDIA	2.091.040.547	3.236.194.239	54,76	1.228.697.368	3.156.850.458	156,93
PAKISTAN	411.106.376	346.141.193	-15,80	242.433.495	352.001.495	45,20
BANGLADESH	397.616.654	355.398.157	-10,62	242.130.878	388.212.140	60,33
SRI LANKA	173.845.057	40.825.612	-76,52	101.592.967	35.669.436	-64,89
AFGHANISTAN	407.808	0	-100,00	281.591	0	-100,00
IRAQ	0	3.468.960	-	0	4.374.743	-
IRAN (ISLAMIC REPUBLIC OF)	88.625.081	257.415.904	190,45	57.027.060	259.861.252	355,68
SAUDI ARABIA	105.119.037	151.707.192	44,32	64.055.751	150.924.072	135,61
ISRAEL	0	75.204	-	0	100.179	-
KUWAIT	0	16.818	-	0	15.888	-
JORDAN	3.292.012	188.498.516	5625,94	1.887.663	191.015.254	10019,14
YEMEN	22.557.649	5.329.577	-76,37	12.861.362	6.744.373	-47,56
OMAN	0	2.998.000	-	0	3.072.950	-
SYRIA ARAB REPUBLIC	41.600	11.496.000	27534,62	29.328	12.377.820	42104,79
TURKEY	192.741.013	74.080.993	-61,56	112.731.344	71.785.015	-36,32
UNITED ARAB EMIRATES	33.252.065	885.144	-97,34	20.957.731	1.201.037	-94,27
CYPRUS	0	1.499.828	-	0	1.154.868	-
EGYPT	310.340.952	287.937.618	-7,22	183.548.762	276.069.542	50,41
MOROCCO	4.947.864	0	-100,00	3.561.416	0	-100,00
TUNISIA	35.050.100	41.577.632	18,62	21.467.395	43.680.482	103,47

TABEL 5. PERKEMBANGAN EKSPOR INDONESIA MENURUT KOMODITI DAN NEGARA TUJUAN

JENIS BARANG	BERAT BERSIH (KG)		PERUB	NILAI FOB (US \$)		PERUB
	JAN-SEP 2007	JAN-SEP 2008	%	JAN-SEP 2007	JAN-SEP 2008	%
	(1)	(2)	(3)	(4)	(5)	(6)
ALGERIA	37.988.031	114.049.372	200,22	21.251.192	131.008.385	516,48
SUDAN	23.019.764	56.052	-99,76	14.013.550	56.061	-99,60
ERITREA	0	36.754	-	0	52.884	-
NAMIBIA	0	49.627	-	0	83.853	-
TANZANIA, UNITED REPUBLIC OF	33.000.021	14.566.960	-55,86	17.616.657	13.606.409	-22,76
MADAGASCAR	0	3.554.600	-	0	3.242.793	-
KENYA	0	2.011.589	-	0	2.489.942	-
MOZAMBIQUE	9.087.123	5.172.147	-43,08	5.783.123	5.488.655	-5,09
EQUATORIAL GUINEA	572.128	74.771	-86,93	504.301	96.441	-80,88
TOGO	6.785.560	6.156.275	-9,27	4.338.651	7.419.014	71,00
GHANA	20.022.939	16.745.347	-16,37	15.139.040	19.902.547	31,47
LIBERIA	4.477.958	765.778	-82,90	3.533.652	854.557	-75,82
GUINEA	4.064.530	11.294.670	177,88	2.254.782	12.188.939	440,58
ANGOLA	6.504.280	7.228.920	11,14	5.283.577	7.697.585	45,69
CONGO	3.903.531	2.110.389	-45,94	3.119.046	2.438.953	-21,80
CAMEROON	613.444	3.747.419	510,88	465.569	4.108.762	782,52
NIGERIA	0	187.803	-	0	335.948	-
SIERRA LEONE	194.276	593.524	205,51	161.907	733.739	353,19
GABON	187.334	572.890	205,81	206.200	823.715	299,47
COTE D'IVOIRE	50.976	30.428.518	59591,85	35.454	32.822.452	92477,57
SENEGAL	1.812.807	426.430	-76,48	1.213.313	525.721	-56,67
MAURITANIA	2.242.460	721.903	-67,81	1.421.896	1.012.523	-28,79
MALI	0	16.545	-	0	26.849	-
BENIN	2.152.330	5.022.498	133,35	1.979.377	7.132.194	260,33
BURKINA FASO	0	135.936	-	0	121.500	-
GUINEA BISSAU	1.410.196	3.055.110	116,64	1.012.587	3.226.932	218,68
GAMBIA	1.335.266	2.297.820	72,09	1.201.133	2.525.325	110,25
U.S. VIRGIN ISLANDS	1.460.000	0	-100,00	683.360	0	-100,00
DJIBOUTI	1.846.299	2.727.610	47,73	1.378.075	3.032.559	120,06
SAO TOME AND PRINCIPE	171.045	95.025	-44,44	156.538	115.500	-26,22
SOUTH AFRICA	73.872.792	103.299.873	39,83	41.290.403	101.291.763	145,32
ZAMBIA	101.952	84.960	-16,67	79.421	75.937	-4,39
COMOROS	580.459	391.758	-32,51	564.579	588.083	4,16
MAURITIUS	39.398	97.570	147,65	29.745	130.277	337,98
AUSTRALIA	217.892	5.999.838	2653,58	132.505	7.451.799	5523,79
NEW ZEALAND	1.799.250	0	-100,00	1.441.701	0	-100,00
MICRONESIA, FEDERATED STATES (44.676	61.884	38,52	45.554	110.340	142,22
NORTHERN MARIANA ISLANDS	47.842	16.201	-66,14	37.950	21.956	-42,14
VANUATU	290.670	409.247	40,79	305.554	663.790	117,24
COOK ISLANDS	34.666	14.220	-58,98	31.046	21.093	-32,06
FIJI	182.574	354.005	93,90	157.034	554.803	253,30
KIRIBATI	61.013	57.423	-5,88	62.341	83.746	34,34
MARSHALL ISLANDS	34.370	0	-100,00	32.997	0	-100,00
SAMOA	588.181	755.534	28,45	576.989	1.184.834	105,35
SOLOMON ISLANDS	69.415	30.010	-56,77	79.857	44.628	-44,12
TONGA	153.304	68.393	-55,39	151.394	114.394	-24,44
TUVALU	33.935	38.478	13,39	30.828	66.369	115,29
EAST TIMOR	73	1.002.654	1373398,63	21	1.497.014	7128538,10
UNITED STATES	36.759.684	67.454.322	83,50	20.227.263	62.306.453	208,03
CANADA	6.011.259	0	-100,00	5.321.733	0	-100,00
PANAMA	0	200.064	-	0	300.686	-
CHILE	1.032.000	0	-100,00	558.790	0	-100,00
BRAZIL	35.082.730	73.314.623	108,98	23.392.323	75.417.658	222,40
ECUADOR	15.000.583	0	-100,00	6.270.238	0	-100,00
JAMAICA	59.875	0	-100,00	35.525	0	-100,00
COSTA RICA	3.000.000	0	-100,00	1.515.000	0	-100,00
FRENCH POLYNESIA	16.510	0	-100,00	13.139	0	-100,00
UNITED KINGDOM	19.171.880	752.031	-96,08	9.654.340	747.307	-92,26
NETHERLANDS	470.874.776	801.222.229	70,16	269.640.182	748.020.521	177,41
FRANCE	0	8.766.734	-	0	10.105.588	-
GERMANY, FED. REP. OF	345.393.414	266.912.259	-22,72	199.894.645	252.016.733	26,07
BELGIUM	1.085.152	21.042	-98,06	632.755	22.094	-96,51
SWITZERLAND	140.449	0	-100,00	102.506	0	-100,00
DENMARK	0	14.000.009	-	0	11.828.513	-
SWEDEN	0	3.533.081	-	0	4.357.976	-
ITALY	117.788.228	300.681.795	155,27	63.177.130	288.615.816	356,84
SPAIN	80.518.827	69.263.770	-13,98	47.785.102	69.390.855	45,21
PORTUGAL	16.860.137	19.011.265	12,76	9.514.761	19.982.332	110,01
GREECE	41.379.891	33.093.981	-20,02	24.370.951	33.579.243	37,78
DEMOCRATIC REPUBLIC OF THE CO	13.200.199	22.650.413	71,59	9.759.621	23.191.867	137,63
POLAND	0	189.000	-	0	216.930	-
ROMANIA	0	21.870	-	0	24.451	-
BULGARIA	15.704.890	37.124.215	136,39	10.405.147	39.835.493	282,84
YUGOSLAVIA	500.000	0	-100,00	256.250	0	-100,00
AZERBAIJAN	21.000	0	-100,00	15.124	0	-100,00
KAZAKHSTAN	227.000	62.748	-72,36	145.540	77.557	-46,71
KYRGYZSTAN	21.006	0	-100,00	15.019	0	-100,00
TAJIKISTAN	22.500	0	-100,00	14.513	0	-100,00

TABEL 5. PERKEMBANGAN EKSPOR INDONESIA MENURUT KOMODITI DAN NEGARA TUJUAN

JENIS BARANG	BERAT BERSIH (KG)		PERUB	NILAI FOB (US \$)		PERUB
	JAN-SEP 2007	JAN-SEP 2008	%	JAN-SEP 2007	JAN-SEP 2008	%
(1)	(2)	(3)	(4)	(5)	(6)	(7)
TURKMENISTAN	63.000	0	-100,00	43.785	0	-100,00
UKRAINE	156.480.116	235.999.410	50,82	93.262.510	224.991.487	141,25
GEORGIA	6.180.000	0	-100,00	3.515.400	0	-100,00
BOSNIA AND HERZEGOVINA	0	3.700.000	-	0	3.441.000	-
SLOVENIA	40.000	0	-100,00	34.800	0	-100,00
RUSSIA FEDERATION	140.357.114	7.223.060	-94,85	84.604.627	7.784.237	-90,80
-MINYAK BIJI KELAPA SAWIT	890.543.815	941.708.097	5,75	597.496.916	1.100.918.434	84,26
JAPAN	3.322	6.000.000	180514,09	1.737	6.273.750	361083,07
KOREA, REPUBLIC OF	1	0	-100,00	3	0	-100,00
CHINA	216.685.236	175.401.219	-19,05	139.724.457	193.608.646	38,56
SINGAPORE	7.876.853	6.234.897	-20,85	5.479.684	6.526.133	19,10
PHILIPPINES	7.749.371	0	-100,00	4.830.912	0	-100,00
MALAYSIA	115.800.881	198.371.114	71,30	77.763.520	232.864.648	199,45
INDIA	86.410.547	80.900.646	-6,38	59.591.033	91.470.879	53,50
PAKISTAN	3.102.978	4.019.890	29,55	1.874.052	4.605.947	145,77
BANGLADESH	5.012.270	4.015.000	-19,90	3.525.100	5.288.440	50,02
SRI LANKA	2.000.000	2.009.523	,48	1.264.375	2.567.794	103,09
IRAN (ISLAMIC REPUBLIC OF)	2.949.502	1.176.055	-60,13	2.086.356	1.258.378	-39,69
SAUDI ARABIA	2.397.419	1.200.630	-49,92	1.760.775	1.229.209	-30,19
JORDAN	0	5.800.000	-	0	7.813.000	-
TURKEY	35.670.941	17.784.063	-50,14	22.761.699	20.245.793	-11,05
UNITED ARAB EMIRATES	250.000	0	-100,00	160.000	0	-100,00
EGYPT	10.375.924	9.799.844	-5,55	7.565.945	11.747.717	55,27
MOROCCO	0	2.099.900	-	0	2.968.590	-
TUNISIA	2.621.876	2.449.890	-6,56	1.875.401	2.859.628	52,48
ALGERIA	2.010.992	200.130	-90,05	1.201.375	280.586	-76,64
SUDAN	522.000	0	-100,00	404.550	0	-100,00
GABON	300.000	0	-100,00	252.000	0	-100,00
COTE D'IVOIRE	0	919.999	-	0	1.180.000	-
SENEGAL	0	300.000	-	0	317.250	-
MAURITANIA	150.000	0	-100,00	92.250	0	-100,00
SOUTH AFRICA	6.163.280	11.220.322	82,05	4.195.086	14.406.442	243,41
UNITED STATES	26.000.192	25.100.299	-3,46	17.469.290	26.939.240	54,21
MEXICO	9.999.726	0	-100,00	6.339.827	0	-100,00
ARGENTINA	10.000	0	-100,00	12.000	0	-100,00
BRAZIL	29.969.970	47.317.789	57,88	21.331.579	57.726.049	170,61
URUGUAY	20.890	0	-100,00	20.054	0	-100,00
UNITED KINGDOM	1.150.000	0	-100,00	890.825	0	-100,00
NETHERLANDS	222.199.958	261.805.533	17,82	144.744.310	314.895.266	117,55
FRANCE	2	0	-100,00	5	0	-100,00
GERMANY, FED. REP. OF	16.117.083	8.220.120	-49,00	12.669.165	9.069.198	-28,42
BELGIUM	4.470.000	0	-100,00	3.944.775	0	-100,00
IRELAND	14	0	-100,00	85	0	-100,00
ITALY	14.750.268	12.641.479	-14,30	9.606.599	16.495.159	71,71
SPAIN	11.658.378	8.333.802	-28,52	8.115.778	10.013.248	23,38
PORTUGAL	800.000	704.000	-12,00	534.500	778.562	45,66
GREECE	12.857.894	4.736.181	-63,17	9.882.340	5.090.503	-48,49
BULGARIA	130.914	0	-100,00	91.547	0	-100,00
TURKMENISTAN	21.870	21.006	-3,95	21.433	27.182	26,82
UKRAINE	17.486.174	42.072.340	140,60	13.317.925	51.101.145	283,70
GEORGIA	1.539.914	0	-100,00	1.050.991	0	-100,00
RUSSIA FEDERATION	13.307.175	852.426	-93,59	11.043.578	1.270.052	-88,50
-MINYAK NABATI LAIN	840.131.640	815.223.826	-2,96	579.807.219	934.451.608	61,17
JAPAN	1.249.520	661.580	-47,05	1.059.718	863.059	-18,56
HONG KONG	14.848	117.374	690,50	42.014	118.674	182,46
KOREA, REPUBLIC OF	44.075.587	47.987.753	8,88	32.532.069	59.553.225	83,06
TAIWAN	500.981	1.657.688	230,89	373.452	1.717.917	360,01
CHINA	258.238.998	223.150.827	-13,59	161.597.599	234.007.722	44,81
PAPUA NEW GUINEA	48.451	35.974	-25,75	68.253	68.439	,27
THAILAND	702.783	59.940	-91,47	584.852	67.074	-88,53
SINGAPORE	6.449.874	2.153.201	-66,62	3.213.422	2.553.176	-20,55
PHILIPPINES	3.433.199	35.445	-98,97	2.708.523	42.950	-98,41
MALAYSIA	115.878.577	143.321.693	23,68	85.171.399	167.397.386	96,54
CAMBODIA	11	0	-100,00	20	0	-100,00
VIET NAM	768.000	2.325.315	202,78	654.534	1.705.287	160,53
MALDIVES	31.779	0	-100,00	32.962	0	-100,00
INDIA	7.474.166	24.647.637	229,77	3.990.664	23.545.713	490,02
PAKISTAN	702.996	755.590	7,48	434.338	820.504	88,91
BANGLADESH	0	91.965.735	-	0	88.152.721	-
SRI LANKA	0	1.125.780	-	0	1.536.728	-
IRAN (ISLAMIC REPUBLIC OF)	1.336.803	137.524	-89,71	1.051.639	125.442	-88,07
SAUDI ARABIA	2.682.640	425.600	-84,14	1.494.443	566.048	-62,12
JORDAN	0	511.788	-	0	739.506	-
LEBANON	22.250	0	-100,00	26.589	0	-100,00
SYRIA ARAB REPUBLIC	707.193	759.060	7,33	694.830	1.099.648	58,26
TURKEY	11.907.058	2.617.042	-78,02	10.301.108	2.465.556	-76,07

TABEL 5. PERKEMBANGAN EKSPOR INDONESIA MENURUT KOMODITI DAN NEGARA TUJUAN

JENIS BARANG	BERAT BERSIH (KG)		PERUB	NILAI FOB (US \$)		PERUB
	JAN-SEP 2007	JAN-SEP 2008	%	JAN-SEP 2007	JAN-SEP 2008	%
(1)	(2)	(3)	(4)	(5)	(6)	(7)
UNITED ARAB EMIRATES	75	120.031	159941,33	1.233	196.155	15808,76
CYPRUS	215	0	-100,00	1.364	0	-100,00
EGYPT	16.531.119	5.216.337	-68,45	12.722.855	7.026.337	-44,77
MOROCCO	563.600	44.500	-92,10	474.141	68.931	-85,46
TUNISIA	1.495.972	1.592.149	6,43	1.106.990	2.119.256	91,44
ALGERIA	9.641.693	532.500	-94,48	6.702.084	866.633	-87,07
SUDAN	1.501.149	0	-100,00	908.230	0	-100,00
TANZANIA, UNITED REPUBLIC OF	105.000	0	-100,00	51.975	0	-100,00
MADAGASCAR	163.170	181.300	11,11	91.377	171.894	88,12
MOZAMBIQUE	135.750	0	-100,00	85.260	0	-100,00
EQUATORIAL GUINEA	0	123	-	0	823	-
TOGO	7.023	0	-100,00	8.212	0	-100,00
GHANA	0	6.204	-	0	12.600	-
CAMEROON	19.500	0	-100,00	11.742	0	-100,00
NIGERIA	330.000	0	-100,00	288.805	0	-100,00
COTE D'IVOIRE	176.000	0	-100,00	118.800	0	-100,00
SENEGAL	66.000	0	-100,00	46.860	0	-100,00
MAURITANIA	181.300	199.810	10,21	94.276	254.748	170,22
BENIN	1.273	0	-100,00	4.068	0	-100,00
SOUTH AFRICA	5.251.300	1.869.514	-64,40	3.847.606	1.920.319	-50,09
MALAWI	0	39.000	-	0	34.320	-
AUSTRALIA	5.553	40.993	638,21	25.868	45.943	77,61
NEW ZEALAND	1.146	374.880	32612,04	2.138	704.959	32872,83
NORTHERN MARIANA ISLANDS	5.741	0	-100,00	4.040	0	-100,00
COOK ISLANDS	0	6.516	-	0	9.665	-
UNITED STATES	66.276.585	63.208.843	-4,63	46.664.646	80.728.839	73,00
CANADA	4.725	0	-100,00	38.880	0	-100,00
GUATEMALA	0	103	-	0	506	-
CHILE	80.000	0	-100,00	47.080	0	-100,00
ARGENTINA	36.516	27.450	-24,83	37.079	39.719	7,12
BRAZIL	2.722.500	300.000	-88,98	1.826.438	435.000	-76,18
URUGUAY	0	18.620	-	0	33.168	-
EL SALVADOR	0	19.500	-	0	21.158	-
COSTA RICA	136.500	97.500	-28,57	104.930	97.305	-7,27
UNITED KINGDOM	8.607	4.235	-50,80	46.494	21.743	-53,23
NETHERLANDS	217.522.284	146.691.834	-32,56	148.521.601	184.982.508	24,55
FRANCE	215.029	0	-100,00	249.856	0	-100,00
GERMANY, FED. REP. OF	2.784.159	72.021	-97,41	1.944.115	78.747	-95,95
SWITZERLAND	31	602	1841,94	170	3.317	1851,18
DENMARK	35.600	0	-100,00	40.762	0	-100,00
NORWAY	1.183	280	-76,33	4.419	2.297	-48,02
SWEDEN	1.016	154	-84,84	9.213	672	-92,71
IRELAND	0	62.000	-	0	2.480	-
ITALY	0	7.460.000	-	0	10.456.600	-
SPAIN	9.049.101	6.206.200	-31,42	6.511.312	8.423.096	29,36
GREECE	1.648.207	3.296.255	99,99	1.217.325	4.046.094	232,38
DEMOCRATIC REPUBLIC OF THE CO	0	1.000.000	-	0	1.147.030	-
HUNGARY	12.500	0	-100,00	11.390	0	-100,00
POLAND	0	318.750	-	0	368.963	-
ROMANIA	0	1.194.186	-	0	1.810.171	-
BULGARIA	721.135	275.670	-61,77	616.097	426.566	-30,76
AZERBAIJAN	462.000	0	-100,00	349.965	0	-100,00
BELARUS	21.870	0	-100,00	19.902	0	-100,00
KAZAKHSTAN	232.927	328.050	40,84	217.859	424.715	94,95
TAJIKISTAN	42.876	183.870	328,84	35.889	264.364	636,62
TURKMENISTAN	22.500	0	-100,00	29.250	0	-100,00
UKRAINE	9.154.656	6.483.257	-29,18	7.637.808	8.622.069	12,89
UZBEKISTAN	467.477	784.869	67,89	438.231	1.111.246	153,58
LITHUANIA	41	70	70,73	266	437	64,29
LATVIA	729.336	71.160	-90,24	637.108	101.885	-84,01
GEORGIA	150.377	173.952	15,68	136.683	257.765	88,59
CROATIA	0	72.000	-	0	78.469	-
BOSNIA AND HERZEGOVINA	0	819	-	0	3.818	-
MALTA	0	66	-	0	770	-
SLOVENIA	15.000	0	-100,00	10.775	0	-100,00
CZECH REPUBLIC	331.539	125	-99,96	177.883	1.300	-99,27
RUSSIA FEDERATION	34.837.070	22.194.982	-36,29	29.593.441	29.879.433	,97
-STEARIN	94.922.659	105.396.530	11,03	73.348.821	113.890.262	55,27
JAPAN	2.122.789	2.040.357	-3,88	1.673.605	2.293.003	37,01
HONG KONG	906.799	372.475	-58,92	777.844	431.998	-44,46
KOREA, REPUBLIC OF	2.149.600	4.836.750	125,01	1.682.020	5.207.593	209,60
TAIWAN	11.324.812	11.294.223	-,27	8.714.908	12.056.834	38,35
CHINA	37.269.904	43.430.643	16,53	29.205.827	46.517.914	59,28
THAILAND	4.821.538	5.354.623	11,06	3.779.256	6.041.425	59,86
SINGAPORE	417.509	517.509	23,95	349.644	650.118	85,94
PHILIPPINES	1.981.793	1.754.402	-11,47	1.678.732	1.959.607	16,73
MALAYSIA	3.523.042	51.300	-98,54	2.463.310	57.730	-97,66

TABEL 5. PERKEMBANGAN EKSPOR INDONESIA MENURUT KOMODITI DAN NEGARA TUJUAN

JENIS BARANG	BERAT BERSIH (KG)		PERUB	NILAI FOB (US \$)		PERUB
	JAN-SEP 2007	JAN-SEP 2008	%	JAN-SEP 2007	JAN-SEP 2008	%
	(1)	(2)	(3)	(4)	(5)	(6)
MYANMAR (FORM. BURMA)	440.000	336.999	-23,41	354.026	380.549	7,49
VIET NAM	2.248.820	2.510.424	11,63	1.751.400	2.795.044	59,59
INDIA	3.035.435	566.541	-81,34	1.704.781	592.140	-65,27
PAKISTAN	99.000	133.000	34,34	79.221	151.186	90,84
BANGLADESH	2.778.000	3.980.000	43,27	1.855.474	4.245.411	128,80
SRI LANKA	130.871	254.617	94,56	109.802	289.100	163,29
IRAN (ISLAMIC REPUBLIC OF)	493.999	400.500	-18,93	394.796	419.922	6,36
JORDAN	384.000	96.000	-75,00	316.607	107.136	-66,16
LEBANON	0	17.000	-	0	20.740	-
SYRIA ARAB REPUBLIC	84.000	99.000	17,86	83.315	95.834	15,03
TURKEY	9.051.544	11.889.239	31,35	6.828.128	12.741.509	86,60
UNITED ARAB EMIRATES	33.000	39.000	18,18	32.640	46.662	42,96
EGYPT	672.723	749.313	11,39	575.472	837.823	45,59
MOROCCO	50.500	16.850	-66,63	42.677	20.557	-51,83
TANZANIA, UNITED REPUBLIC OF	104.452	0	-100,00	61.000	0	-100,00
KENYA	85.000	17.000	-80,00	75.388	20.100	-73,34
MOZAMBIQUE	17.500	17.500	,00	18.725	21.000	12,15
GHANA	33.500	17.500	-47,76	25.080	18.550	-26,04
CAMEROON	0	17.000	-	0	20.400	-
NIGERIA	623.500	222.000	-64,39	533.206	269.710	-49,42
COTE D'IVOIRE	216.000	0	-100,00	177.070	0	-100,00
SOUTH AFRICA	477.981	386.015	-19,24	381.821	406.471	6,46
AUSTRALIA	103.000	342.121	232,16	95.961	386.665	302,94
UNITED STATES	568.172	902.501	58,84	475.446	1.091.786	129,63
CANADA	80.372	65.000	-19,13	76.877	79.911	3,95
MEXICO	612.500	0	-100,00	531.252	0	-100,00
GUATEMALA	33.000	0	-100,00	26.120	0	-100,00
CHILE	16.500	23.999	45,45	13.118	29.683	126,28
VENEZUELA	17.000	0	-100,00	12.750	0	-100,00
BRAZIL	0	17.000	-	0	20.230	-
COLOMBIA	0	69.500	-	0	62.172	-
ECUADOR	0	34.000	-	0	42.500	-
PERU	115.499	51.000	-55,84	106.298	59.126	-44,38
UNITED KINGDOM	935.000	766.000	-18,07	679.813	777.670	14,39
NETHERLANDS	2.195.766	7.103.411	223,50	1.923.337	7.464.815	288,12
FRANCE	72.000	72.835	1,16	52.629	86.958	65,23
GERMANY, FED. REP. OF	1.156.400	1.204.000	4,12	832.761	1.299.129	56,00
BELGIUM	367.000	24.000	-93,46	281.524	21.720	-92,28
SWITZERLAND	14.000	0	-100,00	7.960	0	-100,00
SWEDEN	40.999	14.000	-65,85	31.612	15.839	-49,90
ITALY	74.000	251.000	239,19	58.800	294.958	401,63
SPAIN	1.103.428	923.499	-16,31	872.735	990.276	13,47
PORTUGAL	926.812	696.000	-24,90	802.189	835.295	4,13
GREECE	33.500	129.000	285,07	25.626	136.640	433,21
HUNGARY	17.000	0	-100,00	14.819	0	-100,00
POLAND	32.000	117.497	267,18	21.440	129.496	503,99
BULGARIA	113.183	131.388	16,08	90.136	152.125	68,77
UKRAINE	289.000	388.999	34,60	231.710	439.704	89,76
LATVIA	105.177	50.000	-52,46	102.635	54.627	-46,78
RUSSIA FEDERATION	323.740	602.000	85,95	255.498	702.871	175,10
-ASAM BERLEMAK LAIN	388.691.858	555.851.676	43,01	238.334.407	465.827.744	95,45
JAPAN	6.928.336	8.556.631	23,50	5.547.578	12.304.859	121,81
HONG KONG	10.080	84.040	733,73	13.183	52.895	301,24
KOREA, REPUBLIC OF	6.151.742	20.492.971	233,12	4.114.678	15.081.184	266,52
TAIWAN	900.323	656.560	-27,08	913.184	527.059	-42,28
CHINA	19.227.236	23.416.778	21,79	17.988.072	28.858.446	60,43
THAILAND	1.115.556	2.618.164	134,70	1.226.582	4.201.353	242,53
SINGAPORE	25.877.909	17.732.665	-31,48	21.891.428	24.492.106	11,88
PHILIPPINES	159.142	40.093	-74,81	94.015	49.844	-46,98
MALAYSIA	24.892.639	17.698.998	-28,90	17.524.732	20.633.198	17,74
MYANMAR (FORM. BURMA)	3.786.976	11.498.832	203,64	2.310.055	6.210.262	168,84
NEPAL	0	36.260	-	0	14.340	-
VIET NAM	477	974	104,19	1.019	1.759	72,62
INDIA	147.532.364	200.018.457	35,58	61.928.904	126.832.186	104,80
PAKISTAN	4.168.271	9.767.098	134,32	1.153.807	3.916.033	239,40
BANGLADESH	58.580	590.830	908,59	29.901	317.060	960,37
SRI LANKA	41.800	3.743.393	8855,49	24.970	3.827.410	15228,03
IRAN (ISLAMIC REPUBLIC OF)	807.750	149.760	-81,46	870.934	235.901	-72,91
SAUDI ARABIA	272.800	108.000	-60,41	322.020	152.088	-52,77
JORDAN	24.687	4.034.560	16242,85	19.065	2.733.049	14235,43
SYRIA ARAB REPUBLIC	0	69.120	-	0	87.644	-
TURKEY	3.762.800	5.674.097	50,79	2.324.921	4.530.131	94,85
UNITED ARAB EMIRATES	0	30.400	-	0	105.836	-
EGYPT	3.834.590	4.556.732	18,83	1.699.422	2.912.490	71,38
TUNISIA	669.948	500.000	-25,37	261.280	286.000	9,46
ETHIOPIA	72.520	36.260	-50,00	36.260	27.558	-24,00
TANZANIA, UNITED REPUBLIC OF	5.945.547	3.150.010	-47,02	2.707.500	2.067.308	-23,65

TABEL 5. PERKEMBANGAN EKSPOR INDONESIA MENURUT KOMODITI DAN NEGARA TUJUAN

JENIS BARANG	BERAT BERSIH (KG)		PERUB	NILAI FOB (US \$)		PERUB
	JAN-SEP 2007	JAN-SEP 2008	%	JAN-SEP 2007	JAN-SEP 2008	%
	(1)	(2)	(3)	(4)	(5)	(6)
MADAGASCAR	18.130	37.240	105,41	5.076	13.034	156,78
MOZAMBIQUE	3.080.679	8.486.704	175,48	1.803.289	5.450.822	202,27
TOGO	177.585	126.910	-28,54	110.165	105.335	-4,38
GHANA	106.000	0	-100,00	42.930	0	-100,00
CAMEROON	0	878	-	0	225	-
NIGERIA	0	7.500.000	-	0	4.417.500	-
COTE D'IVOIRE	0	6.600.000	-	0	3.950.250	-
SENEGAL	500.000	93.450	-81,31	207.500	61.950	-70,14
MAURITANIA	1.345.000	0	-100,00	792.175	0	-100,00
GAMBIA	1.500.000	0	-100,00	626.250	0	-100,00
DJIBOUTI	93.100	657.120	605,82	56.605	493.728	772,23
SOUTH AFRICA	6.163.797	3.960.425	-35,75	3.600.153	2.785.051	-22,64
MALAWI	18.130	473.300	2510,59	7.977	300.709	3669,70
AUSTRALIA	372.093	560.504	50,64	431.565	898.789	108,26
NEW ZEALAND	8.746	7.609	-13,00	8.640	10.296	19,17
UNITED STATES	23.437.213	24.901.543	6,25	24.408.546	37.076.024	51,90
CANADA	98.237	64.800	-34,04	91.130	88.441	-2,95
MEXICO	250.687	541.087	115,84	248.228	714.066	187,67
VENEZUELA	0	14.400	-	0	22.680	-
ARGENTINA	1.220.330	549.645	-54,96	1.288.497	764.591	-40,66
BRAZIL	5.297.218	6.728.720	27,02	5.853.903	9.385.149	60,32
COLOMBIA	0	113.040	-	0	202.230	-
URUGUAY	14.400	14.400	,00	17.328	23.573	36,04
ECUADOR	0	14.400	-	0	21.600	-
JAMAICA	2.221	2.761	24,31	1.878	4.449	136,90
COSTA RICA	0	84.800	-	0	61.904	-
UNITED KINGDOM	4.431.319	482.255	-89,12	2.629.747	805.893	-69,35
NETHERLANDS	34.665.318	46.053.191	32,85	27.800.008	62.523.136	124,90
FRANCE	0	201.170	-	0	509.877	-
GERMANY, FED. REP. OF	2.106.563	2.275.282	8,01	2.404.635	4.281.708	78,06
BELGIUM	365.130	143.674	-60,65	342.308	190.486	-44,35
DENMARK	0	5.000.000	-	0	3.362.600	-
SWEDEN	0	20.000	-	0	24.050	-
ITALY	2.367.621	6.992.739	195,35	1.984.753	5.078.892	155,90
SPAIN	44.800.812	97.830.269	118,37	20.555.524	61.655.710	199,95
GREECE	9.456	35.839	279,01	12.087	52.675	335,80
ROMANIA	0	6.903	-	0	11.788	-
BULGARIA	0	14.935	-	0	20.534	-
-ALAT LISTRIK	416.992.373	423.238.927	1,50	3.549.685.464	3.923.442.916	10,53
JAPAN	40.704.348	49.466.474	21,53	612.962.394	704.055.926	14,86
HONG KONG	10.626.590	8.808.577	-17,11	139.237.566	154.289.188	10,81
KOREA, DEMOCRATIC PEOPLE'S REI	19	458	2310,53	466	14.764	3068,24
KOREA, REPUBLIC OF	4.630.082	4.337.784	-6,31	55.625.130	53.679.047	-3,50
TAIWAN	3.631.190	3.548.444	-2,28	38.700.834	49.135.279	26,96
CHINA	7.917.696	7.315.941	-7,60	95.871.189	104.498.330	9,00
MONGOLIA	700	5.405	672,14	2.139	37.115	1635,16
MACAU	0	19.235	-	0	150.700	-
PAPUA NEW GUINEA	4.373.919	4.573.316	4,56	6.833.619	8.790.898	28,64
THAILAND	22.549.498	24.924.042	10,53	128.920.129	155.305.784	20,47
SINGAPORE	45.143.627	38.651.667	-14,38	1.066.387.594	1.091.045.131	2,31
PHILIPPINES	11.639.771	13.286.621	14,15	54.953.778	75.664.445	37,69
MALAYSIA	29.214.781	22.779.512	-22,03	144.335.491	136.624.247	-5,34
MYANMAR (FORM. BURMA)	201.997	314.849	55,87	855.654	1.801.767	110,57
CAMBODIA	381.914	160.412	-58,00	1.056.264	625.772	-40,76
BRUNEI DARUSSALAM	422.387	644.002	52,47	2.253.141	3.459.772	53,55
LAO PEOPLE'S DEMOCRATIC REPUB	1.608	25	-98,45	16.866	547	-96,76
NEPAL	32.831	31.975	-2,61	126.662	242.096	91,14
BHUTAN	1.856	0	-100,00	8.279	0	-100,00
VIET NAM	12.424.657	15.996.039	28,74	54.263.827	74.714.383	37,69
MALDIVES	41.110	127.730	210,70	80.438	285.978	255,53
INDIA	3.928.853	20.164.487	413,24	12.008.774	58.894.715	390,43
PAKISTAN	1.489.415	1.475.099	-96	4.096.808	7.974.745	94,66
BANGLADESH	729.403	154.039	-78,88	4.220.491	721.136	-82,91
SRI LANKA	893.590	1.112.372	24,48	3.232.904	4.217.772	30,46
AFGHANISTAN	339.097	244.325	-27,95	749.841	807.448	7,68
IRAQ	5.365	7.508	39,94	14.198	15.785	11,18
IRAN (ISLAMIC REPUBLIC OF)	1.748.681	875.204	-49,95	6.011.036	3.005.094	-50,01
SAUDI ARABIA	12.212.887	9.276.263	-24,05	39.808.404	32.201.754	-19,11
ISRAEL	0	164.687	-	0	832.588	-
KUWAIT	1.119.208	1.619.532	44,70	2.631.156	7.460.949	183,56
JORDAN	505.909	510.415	,89	1.577.517	1.528.247	-3,12
LEBANON	1.148.696	935.664	-18,55	2.866.967	3.445.853	20,19
PALESTINA	0	126.160	-	0	534.869	-
YEMEN	1.445.469	1.475.100	2,05	4.192.247	5.338.221	27,34
OMAN	933.322	1.503.996	61,14	4.792.674	7.925.232	65,36
SYRIA ARAB REPUBLIC	767.477	146.115	-80,96	3.913.590	476.118	-87,83
TURKEY	9.452.585	2.502.257	-73,53	24.802.375	9.432.951	-61,97

TABEL 5. PERKEMBANGAN EKSPOR INDONESIA MENURUT KOMODITI DAN NEGARA TUJUAN

JENIS BARANG	BERAT BERSIH (KG)		PERUB	NILAI FOB (US \$)		PERUB
	JAN-SEP 2007	JAN-SEP 2008	%	JAN-SEP 2007	JAN-SEP 2008	%
	(1)	(2)	(3)	(4)	(5)	(6)
UNITED ARAB EMIRATES	34.274.438	32.691.517	-4,62	115.658.461	162.318.514	40,34
QATAR	4.133.783	2.425.484	-41,33	19.457.812	12.971.549	-33,34
BAHRAIN	145.379	962.704	562,20	497.453	8.509.982	1610,71
CYPRUS	581.318	240.706	-58,59	1.186.616	793.294	-33,15
EGYPT	5.537.833	3.522.248	-36,40	11.605.757	9.476.844	-18,34
LIBYAN ARAB JAMAHIRIYA	173.362	248.433	43,30	587.465	1.030.188	75,36
MOROCCO	497.429	673.628	35,42	1.830.382	2.483.794	35,70
TUNISIA	84	271.058	322588,10	1.090	1.842.760	168960,55
ALGERIA	3.168.818	945.535	-70,16	6.539.763	3.564.326	-45,50
SUDAN	9.651.186	9.221.893	-4,45	19.641.788	26.194.790	33,36
ERITREA	48.399	574.245	1086,48	87.850	1.610.407	1733,13
NAMIBIA	0	9.494	-	0	22.153	-
ETHIOPIA	205.876	253.303	23,04	491.203	1.079.504	119,77
TANZANIA, UNITED REPUBLIC OF	924.548	397.600	-57,00	2.319.666	1.626.593	-29,88
MADAGASCAR	26.555	224.508	745,45	54.755	2.937.014	5263,92
SOMALIA	47.506	0	-100,00	90.229	0	-100,00
KENYA	1.342.963	1.292.384	-3,77	4.460.024	4.772.978	7,02
REUNION	4.552	0	-100,00	51.157	0	-100,00
MOZAMBIQUE	972.931	472.157	-51,47	2.327.579	1.373.416	-40,99
EQUATORIAL GUINEA	425.749	120.517	-71,69	771.289	231.290	-70,01
TOGO	59.939	162.932	171,83	160.594	654.861	307,77
GHANA	1.292.245	1.756.045	35,89	3.662.542	6.622.105	80,81
LIBERIA	54.499	21.793	-60,01	194.307	71.429	-63,24
GUINEA	203.854	172.300	-15,48	322.426	353.174	9,54
ANGOLA	596.167	197.862	-66,81	1.775.042	762.270	-57,06
CONGO	1.157	5.954	414,61	2.481	17.070	588,03
CAMEROON	164.072	361.644	120,42	417.460	1.013.401	142,75
NIGERIA	2.907.806	2.283.269	-21,48	10.219.805	12.323.727	20,59
SIERRA LEONE	153	0	-100,00	2.436	0	-100,00
GABON	24.660	133.848	442,77	42.120	537.786	1176,79
COTE D'IVOIRE	122.783	40.426	-67,08	321.425	151.102	-52,99
SENEGAL	309.088	219.235	-29,07	620.531	669.032	7,82
MAURITANIA	21.197	83.799	295,33	57.651	250.050	333,73
MALI	4.220	4.011	-4,95	88.265	60.199	-31,80
BENIN	432.009	372.479	-13,78	1.278.617	1.203.283	-5,89
BURKINA FASO	0	18	-	0	487	-
GAMBIA	25.238	16.867	-33,17	54.385	13.992	-74,27
SEYCHELLES	12.838	11.238	-12,46	28.649	53.840	87,93
UGANDA	85.221	195.391	129,28	226.079	772.225	241,57
CENTRAL AFRICAN REPUBLIC	18.716	30.862	64,90	56.587	71.279	25,96
DJIBOUTI	728.238	323.964	-55,51	1.763.525	1.105.148	-37,33
SAINT HELENA	12	0	-100,00	32	0	-100,00
SWAZILAND	0	168	-	0	20.069	-
SOUTH AFRICA	1.391.376	1.993.664	43,29	4.804.566	7.390.258	53,82
ZIMBABWE	2	15.839	791850,00	12	39.786	331450,00
ZAMBIA	0	51.417	-	0	143.944	-
MALAWI	19.125	2.824	-85,23	50.415	9.632	-80,89
COMOROS	9.997	0	-100,00	1.760	0	-100,00
MAURITIUS	116.600	53.194	-54,38	442.781	201.629	-54,46
RWANDA	0	2.203	-	0	15.407	-
VIRGIN ISLANDS (BRITISH)	0	236	-	0	3.092	-
AUSTRALIA	9.573.275	11.701.125	22,23	77.218.585	91.746.960	18,81
NEW ZEALAND	2.565.138	2.055.817	-19,86	18.609.348	14.430.538	-22,46
GUAM	0	52	-	0	1.189	-
NEW CALEDONIA	4.290	282.728	6490,40	9.337	4.159.138	44444,69
NIUE	1.090	0	-100,00	18.727	0	-100,00
VANUATU	244.606	140.382	-42,61	483.242	315.541	-34,70
AMERICAN SAMOA	0	14.370	-	0	42.775	-
COOK ISLANDS	1.655	2.819	70,33	4.278	1.752	-59,05
FIJI	294.433	323.216	9,78	743.728	853.667	14,78
SAMOA	1.016.311	742.635	-26,93	8.960.749	5.845.839	-34,76
SOLOMON ISLANDS	475.705	318.474	-33,05	1.028.752	665.006	-35,36
TONGA	46.956	48.085	2,40	132.852	120.324	-9,43
EAST TIMOR	15.850	737.771	4554,71	64.885	1.218.309	1777,64
UNITED STATES	35.327.374	34.487.048	-2,38	316.299.851	324.382.386	2,56
CANADA	1.906.106	1.938.188	1,68	8.723.390	9.739.796	11,65
MEXICO	3.890.144	3.649.129	-6,20	16.812.962	16.979.411	,99
GUATEMALA	812.939	900.923	10,82	2.369.310	1.917.632	-19,06
HONDURAS	172	24.939	14399,42	1.060	133.320	12477,36
NICARAGUA	19.304	36.137	87,20	44.915	157.468	250,59
PANAMA	298.850	155.924	-47,83	880.281	887.077	,77
CUBA	0	382	-	0	34.610	-
SURINAME	68.272	188.262	175,75	210.548	739.718	251,33
CHILE	2.597.387	2.556.528	-1,57	6.213.002	9.104.994	46,55
VENEZUELA	3.098.684	579.658	-81,29	20.907.905	3.004.329	-85,63
ARGENTINA	572.726	743.202	29,77	2.959.070	3.699.808	25,03
BRAZIL	4.037.898	5.723.498	41,74	20.539.018	28.224.640	37,42
COLOMBIA	1.061.005	996.054	-6,12	3.640.478	3.833.111	5,29

TABEL 5. PERKEMBANGAN EKSPOR INDONESIA MENURUT KOMODITI DAN NEGARA TUJUAN

JENIS BARANG	BERAT BERSIH (KG)		PERUB	NILAI FOB (US \$)		PERUB
	JAN-SEP 2007	JAN-SEP 2008	%	JAN-SEP 2007	JAN-SEP 2008	%
	(1)	(2)	(3)	(4)	(5)	(6)
BOLIVIA	0	51.553	-	0	192.476	-
URUGUAY	17	8.398	49300,00	39	33.797	86558,97
PARAGUAY	95.292	101.876	6,91	220.317	371.416	68,58
ECUADOR	817.365	897.424	9,79	1.533.405	1.920.763	25,26
PERU	271.086	360.129	32,85	1.244.193	1.733.724	39,35
TRINIDAD AND TOBAGO	198.063	743.744	275,51	454.794	5.272.769	1059,38
JAMAICA	173.618	18.519	-89,33	369.304	87.202	-76,39
BELIZE	60	0	-100,00	901	0	-100,00
DOMINICAN REPUBLIC	254.215	224.690	-11,61	605.030	872.027	44,13
EL SALVADOR	172	161.888	94020,93	1.060	968.385	91257,08
COSTA RICA	12.391	9.323	-24,76	87.568	67.106	-23,37
HAITI	278.105	165.353	-40,54	620.605	444.913	-28,31
ANTIGUA AND BARBUDA	0	14.110	-	0	43.715	-
ARUBA	20.867	18.859	-9,62	36.588	52.828	44,39
CAYMAN ISLANDS	27	0	-100,00	3.950	0	-100,00
FRENCH POLYNESIA	35.501	20.586	-42,01	129.007	159.463	23,61
NETHERLANDS ANTILLES	0	4.847	-	0	24.397	-
SAN MARINO	0	4.833	-	0	66.564	-
UNITED KINGDOM	8.078.946	14.681.951	81,73	35.243.858	55.382.086	57,14
NETHERLANDS	5.470.804	4.771.650	-12,78	30.913.772	25.585.319	-17,24
FRANCE	3.814.004	3.663.447	-3,95	95.543.882	117.591.547	23,08
GERMANY, FED. REP. OF	2.755.014	3.621.962	31,47	40.027.070	44.652.516	11,56
AUSTRIA	60.262	120.467	99,91	986.900	2.063.647	109,10
BELGIUM	4.196.860	4.033.471	-3,89	12.715.354	12.110.389	-4,76
SWITZERLAND	1.376.534	258.135	-81,25	7.532.764	3.074.499	-59,18
LUXEMBOURG	0	424	-	0	31.192	-
MONACO	6.989	0	-100,00	21.805	0	-100,00
DENMARK	105.820	28.835	-72,75	4.136.872	685.640	-83,43
NORWAY	50.041	35.198	-29,66	305.730	287.721	-5,89
SWEDEN	413.281	458.259	10,88	5.265.076	3.829.357	-27,27
FINLAND	88.783	27.788	-68,70	1.412.897	437.050	-69,07
IRELAND	24.203	135.256	458,84	69.771	328.954	371,48
ITALY	4.284.556	4.222.097	-1,46	22.326.773	13.244.187	-40,68
SPAIN	8.047.788	8.678.720	7,84	23.942.719	28.521.331	19,12
PORTUGAL	47.724	457.626	858,90	108.474	853.306	686,65
GREECE	2.939.491	2.588.817	-11,93	6.970.366	7.712.216	10,64
DEMOCRATIC REPUBLIC OF THE CO	560.774	219.310	-60,89	2.365.275	792.829	-66,48
HUNGARY	249.531	634.170	154,14	1.895.258	3.170.335	67,28
POLAND	712.494	540.392	-24,15	3.474.580	13.371.762	284,85
ROMANIA	32.018	105.018	228,00	176.650	675.733	282,53
BULGARIA	14	58	314,29	1.171	2.996	155,85
YUGOSLAVIA	0	1	-	0	2	-
ALBANIA	0	2.392	-	0	10.948	-
BELARUS	397.002	76.584	-80,71	779.443	235.008	-69,85
KAZAKHSTAN	191.772	123.870	-35,41	811.923	380.970	-53,08
TURKMENISTAN	100.450	0	-100,00	158.711	0	-100,00
UKRAINE	486.943	242.762	-50,15	2.289.767	827.097	-63,88
UZBEKISTAN	0	10.214	-	0	34.406	-
LITHUANIA	153.907	23.487	-84,74	658.576	94.454	-85,66
LATVIA	52.161	0	-100,00	270.865	0	-100,00
ESTONIA	0	3.360	-	0	48.119	-
GEORGIA	98.119	102.732	4,70	233.262	275.621	18,16
CROATIA	3	6.017	200466,67	106	91.846	86547,17
MALTA	41.026	69.616	69,69	98.954	277.146	180,08
SLOVAKIA	124.397	97.486	-21,63	1.473.038	849.317	-42,34
SLOVENIA	590	212.238	35872,54	23.404	489.758	1992,63
CZECH REPUBLIC	226.197	825.056	264,75	1.860.898	10.839.237	482,47
RUSSIA FEDERATION	292.467	659.956	125,65	1.741.192	3.429.173	96,94
-DIODE TRANSISTOR	2.592.207	749.102	-71,10	97.062.107	114.775.504	18,25
JAPAN	165.325	108.916	-34,12	38.716.563	49.444.959	27,71
HONG KONG	99.212	64.423	-35,07	24.853.102	26.005.463	4,64
KOREA, REPUBLIC OF	3.678	3.580	-2,66	211.471	367.724	73,89
TAIWAN	29.128	9.824	-66,27	2.031.481	1.821.219	-10,35
CHINA	36.013	15.889	-55,88	7.079.472	4.872.198	-31,18
MONGOLIA	67	0	-100,00	811	0	-100,00
PAPUA NEW GUINEA	172	0	-100,00	672	0	-100,00
THAILAND	2.502	2.143	-14,35	38.177	51.179	34,06
SINGAPORE	2.206.986	509.152	-76,93	18.161.361	23.422.294	28,97
PHILIPPINES	1.302	1.584	21,66	91.715	26.635	-70,96
MALAYSIA	8.492	6.722	-20,84	881.373	785.005	-10,93
BRUNEI DARUSSALAM	1	156	15500,00	9	485	5288,89
VIET NAM	30	44	46,67	257	1.417	451,36
INDIA	0	3.373	-	0	494.648	-
PAKISTAN	632	51	-91,93	2.867	187	-93,48
BANGLADESH	13	0	-100,00	26	0	-100,00
SRI LANKA	2.618	0	-100,00	7.140	0	-100,00
IRAN (ISLAMIC REPUBLIC OF)	0	1	-	0	75	-

TABEL 5. PERKEMBANGAN EKSPOR INDONESIA MENURUT KOMODITI DAN NEGARA TUJUAN

JENIS BARANG	BERAT BERSIH (KG)		PERUB %	NILAI FOB (US \$)		PERUB %
	JAN-SEP 2007	JAN-SEP 2008		JAN-SEP 2007	JAN-SEP 2008	
(1)	(2)	(3)	(4)	(5)	(6)	(7)
UNITED ARAB EMIRATES	0	1.032	-	0	7.970	-
EGYPT	0	200	-	0	15.614	-
KENYA	2.619	0	-100,00	39.579	0	-100,00
NIGERIA	60	0	-100,00	192	0	-100,00
AUSTRALIA	2.168	19	-99,12	30.552	2.091	-93,16
UNITED STATES	15.695	7.396	-52,88	1.594.101	1.953.633	22,55
CANADA	0	1	-	0	5	-
MEXICO	0	1	-	0	1	-
PANAMA	0	67	-	0	4.817	-
CUBA	0	48	-	0	45.528	-
ARGENTINA	0	7	-	0	125	-
BRAZIL	0	117	-	0	8.675	-
UNITED KINGDOM	2.244	6.483	188,90	240.402	648.741	169,86
NETHERLANDS	11	24	118,18	8.800	830	-90,57
GERMANY, FED. REP. OF	12.954	7.493	-42,16	2.783.057	4.465.480	60,45
AUSTRIA	163	187	14,72	3.271	2.618	-19,96
DENMARK	2	0	-100,00	164	0	-100,00
SWEDEN	0	5	-	0	2.871	-
FINLAND	90	145	61,11	278.966	321.665	15,31
ITALY	1	0	-100,00	22	0	-100,00
ROMANIA	0	4	-	0	186	-
KAZAKHSTAN	0	6	-	0	309	-
UKRAINE	0	7	-	0	432	-
ESTONIA	0	1	-	0	420	-
CZECH REPUBLIC	28	0	-100,00	6.480	0	-100,00
RUSSIA FEDERATION	1	1	,00	24	5	-79,17
-AUDIO VISUAL	81.719.786	72.267.729	-11,57	1.919.557.939	2.005.838.704	4,49
JAPAN	5.883.845	5.795.992	-1,49	155.684.862	175.906.009	12,99
HONG KONG	2.269.897	2.420.591	6,64	140.599.160	165.672.942	17,83
KOREA, REPUBLIC OF	1.119.923	1.078.524	-3,70	61.424.416	104.123.134	69,51
TAIWAN	149.694	199.823	33,49	3.077.780	3.146.106	2,22
CHINA	1.381.394	1.993.499	44,31	54.685.776	109.146.208	99,59
PAPUA NEW GUINEA	74.032	104.939	41,75	353.066	566.883	60,56
THAILAND	1.524.898	3.220.714	111,21	17.473.893	24.351.661	39,36
SINGAPORE	14.759.160	10.333.272	-29,99	401.715.346	329.734.646	-17,92
PHILIPPINES	477.172	671.984	40,83	15.706.377	4.757.054	-69,71
MALAYSIA	2.706.124	4.588.586	69,56	42.521.070	77.741.736	82,83
MYANMAR (FORM. BURMA)	195.676	79.414	-59,42	776.143	198.223	-74,46
CAMBODIA	0	9.985	-	0	21.000	-
BRUNEI DARUSSALAM	1.510	43.330	2769,54	6.381	454.309	7019,71
NEPAL	0	3.004	-	0	13.573	-
VIET NAM	801.632	815.462	1,73	49.457.633	13.942.379	-71,81
MALDIVES	0	267	-	0	2.543	-
INDIA	466.672	330.031	-29,28	11.040.973	9.657.211	-12,53
PAKISTAN	146.506	174.047	18,80	824.677	756.118	-8,31
BANGLADESH	14.198	16.940	19,31	108.272	88.239	-18,50
SRI LANKA	107.052	35.123	-67,19	410.731	260.718	-36,52
IRAQ	0	50.186	-	0	1.497.586	-
IRAN (ISLAMIC REPUBLIC OF)	69.582	631	-99,09	1.266.299	3.466	-99,73
SAUDI ARABIA	1.088.859	1.074.279	-1,34	9.401.418	11.400.099	21,26
ISRAEL	0	804.216	-	0	24.625.061	-
KUWAIT	446.111	352.849	-20,91	5.850.917	9.181.384	56,92
JORDAN	95.139	81.442	-14,40	742.867	1.219.665	64,18
LEBANON	25.009	33.449	33,75	424.906	932.694	119,51
YEMEN	363.434	248.534	-31,62	1.859.541	1.107.184	-40,46
OMAN	129.446	151.772	17,25	1.448.123	6.625.118	357,50
SYRIA ARAB REPUBLIC	143.851	350.730	143,81	416.369	1.548.925	272,01
TURKEY	299.992	176.840	-41,05	11.971.640	7.081.720	-40,85
UNITED ARAB EMIRATES	4.317.605	3.870.323	-10,36	59.297.925	66.396.924	11,97
QATAR	93.903	127.624	35,91	1.027.007	2.719.416	164,79
BAHRAIN	2.746	7.076	157,68	45.530	191.349	320,27
CYPRUS	910	120	-86,81	40.761	19.481	-52,21
EGYPT	196.914	173.829	-11,72	4.663.310	4.092.593	-12,24
LIBYAN ARAB JAMAHIRIYA	14.312	3.044	-78,73	120.278	42.104	-64,99
MOROCCO	2.689	8.438	213,80	75.097	248.172	230,47
TUNISIA	6.077	2	-99,97	200.195	127	-99,94
ALGERIA	4.678	0	-100,00	108.706	0	-100,00
SUDAN	49.770	90.841	82,52	147.375	914.057	520,23
ETHIOPIA	77.252	51.903	-32,81	195.038	123.067	-36,90
TANZANIA, UNITED REPUBLIC OF	2.674	729	-72,74	86.377	363	-99,58
MADAGASCAR	73	0	-100,00	90	0	-100,00
KENYA	17.959	17.362	-3,32	121.263	49.269	-59,37
REUNION	8.448	0	-100,00	23.234	0	-100,00
GHANA	38.650	66.369	71,72	137.879	304.402	120,77
GUINEA	32.668	124	-99,62	103.030	225	-99,78
ANGOLA	57.529	57.659	,23	123.572	193.130	56,29
CONGO	14.049	0	-100,00	41.040	0	-100,00

TABEL 5. PERKEMBANGAN EKSPOR INDONESIA MENURUT KOMODITI DAN NEGARA TUJUAN

JENIS BARANG	BERAT BERSIH (KG)		PERUB	NILAI FOB (US \$)		PERUB
	JAN-SEP 2007	JAN-SEP 2008	%	JAN-SEP 2007	JAN-SEP 2008	%
	(1)	(2)	(3)	(4)	(5)	(6)
CAMEROON	843	1.891	124,32	1.383	1.793	29,65
NIGERIA	1.643.093	1.112.833	-32,27	3.906.266	3.204.788	-17,96
COTE D'IVOIRE	11.560	15.755	36,29	34.975	115.195	229,36
SENEGAL	2.999	650	-78,33	416.070	61.400	-85,24
MAURITANIA	58.779	11.655	-80,17	155.790	30.350	-80,52
BENIN	18.102	13.479	-25,54	9.636	7.023	-27,12
GAMBIA	0	249	-	0	244	-
SEYCHELLES	0	759	-	0	5.060	-
UGANDA	80	22.833	28441,25	270	185.078	68447,41
NIGER	35	0	-100,00	26	0	-100,00
DJIBOUTI	4.875	24.087	394,09	131.100	62.875	-52,04
SAO TOME AND PRINCIPE	0	712	-	0	600	-
SOUTH AFRICA	271.577	182.026	-32,97	5.428.674	4.196.642	-22,69
MAURITIUS	94	7.415	7788,30	402	199.513	49530,10
AUSTRALIA	1.999.908	1.089.780	-45,51	33.772.316	34.067.187	,87
NEW ZEALAND	368.301	310.290	-15,75	11.509.411	8.927.614	-22,43
NEW CALEDONIA	64	1	-98,44	1.388	50	-96,40
NORTHERN MARIANA ISLANDS	4	0	-100,00	65	0	-100,00
VANUATU	4.264	1.130	-73,50	36.849	9.674	-73,75
AMERICAN SAMOA	0	25	-	0	229	-
FIJI	20	5.550	27650,00	499	55.731	11068,54
TONGA	1.152	537	-53,39	1.421	2.336	64,39
EAST TIMOR	102.025	840.894	724,20	2.487.035	856.298	-65,57
UNITED STATES	11.832.135	9.386.062	-20,67	285.431.971	315.534.208	10,55
CANADA	372.544	327.474	-12,10	16.512.147	19.991.941	21,07
MEXICO	503.722	1.065.350	111,50	25.977.928	33.597.259	29,33
GUATEMALA	28.209	18.272	-35,23	213.332	259.364	21,58
HONDURAS	2.452	3.633	48,16	17.561	25.175	43,36
PANAMA	183.916	360.863	96,21	5.462.107	9.280.985	69,92
CUBA	0	344	-	0	30.400	-
CHILE	72.832	133.280	83,00	1.566.781	3.190.974	103,66
VENEZUELA	3.025	12.139	301,29	683.466	683.381	-,01
ARGENTINA	49.400	20.528	-58,45	2.409.259	712.120	-70,44
BRAZIL	377.918	298.774	-20,94	8.822.286	5.632.468	-36,16
COLOMBIA	16.428	3.246	-80,24	1.068.028	479.498	-55,10
URUGUAY	7.645	2.199	-71,24	217.497	135.985	-37,48
PARAGUAY	2	18.590	929400,00	34	539.563	1586850,00
ECUADOR	4.449	3.859	-13,26	25.907	24.183	-6,65
PERU	11.419	6.129	-46,33	1.594.536	1.387.482	-12,99
PUERTO RICO	3.068	2.906	-5,28	1.103.843	583.557	-47,13
EL SALVADOR	1	88	8700,00	285	16.578	5716,84
COSTA RICA	378	230	-39,15	76.063	48.273	-36,54
BARBADOS	4.736	0	-100,00	470.400	0	-100,00
FRENCH GUIANA	34.937	0	-100,00	132.522	0	-100,00
FRENCH POLYNESIA	0	74	-	0	10.936	-
MARTINIQUE	44.235	0	-100,00	159.452	0	-100,00
GUADELOUPE	52.606	0	-100,00	183.041	0	-100,00
UNITED KINGDOM	3.101.617	480.139	-84,52	35.616.442	24.081.507	-32,39
NETHERLANDS	1.746.983	1.696.130	-2,91	42.934.740	88.161.448	105,34
FRANCE	644.370	487.947	-24,28	10.989.351	7.117.154	-35,24
GERMANY, FED. REP. OF	4.710.204	3.915.842	-16,86	87.128.802	59.601.931	-31,59
AUSTRIA	45.864	6.275	-86,32	971.244	1.237.663	27,43
BELGIUM	6.408.607	5.576.311	-12,99	144.345.146	101.919.989	-29,39
SWITZERLAND	21.438	6.930	-67,67	1.570.273	859.490	-45,26
LUXEMBOURG	0	2	-	0	9	-
GIBRALTAR	50	132	164,00	5.712	21.346	273,70
DENMARK	117.606	103.514	-11,98	505.755	489.145	-3,28
NORWAY	19.607	9.134	-53,41	29.840	133.659	347,92
SWEDEN	371.117	396.844	6,93	3.922.350	2.759.698	-29,64
FINLAND	1.196.790	246.483	-79,40	26.954.014	3.177.848	-88,21
IRELAND	30.908	24	-99,92	163.837	61	-99,96
ITALY	691.719	188.341	-72,77	17.445.741	6.455.080	-63,00
SPAIN	255.195	159.690	-37,42	6.125.094	3.690.587	-39,75
PORTUGAL	11.700	1.205	-89,70	362.380	207.970	-42,61
GREECE	27.902	1.705	-93,89	378.123	151.284	-59,99
DEMOCRATIC REPUBLIC OF THE CO	1.228	28.147	2192,10	4.038	76.080	1784,10
HUNGARY	363.575	194.744	-46,44	2.314.789	3.246.250	40,24
POLAND	441.922	670.096	51,63	14.547.123	31.453.298	116,22
ROMANIA	31.328	63.360	102,25	719.600	201.489	-72,00
BULGARIA	3.076	4.375	42,23	257.240	374.788	45,70
YUGOSLAVIA	16.447	0	-100,00	364.133	0	-100,00
ALBANIA	1.232	0	-100,00	27.534	0	-100,00
AZERBAIJAN	0	5.266	-	0	174.452	-
KAZAKHSTAN	0	5.786	-	0	1.184.238	-
UKRAINE	179.057	25.338	-85,85	2.192.407	5.260.530	139,94
LITHUANIA	5.896	0	-100,00	25.847	0	-100,00
LATVIA	0	40	-	0	10.650	-
ESTONIA	43.625	40.651	-6,82	194.764	405.390	108,14

TABEL 5. PERKEMBANGAN EKSPOR INDONESIA MENURUT KOMODITI DAN NEGARA TUJUAN

JENIS BARANG	BERAT BERSIH (KG)		PERUB	NILAI FOB (US \$)		PERUB
	JAN-SEP 2007	JAN-SEP 2008	%	JAN-SEP 2007	JAN-SEP 2008	%
(1)	(2)	(3)	(4)	(5)	(6)	(7)
GEORGIA	0	2.926	-	0	19.772	-
CROATIA	14.460	0	-100,00	332.932	0	-100,00
SLOVAKIA	112.338	40.269	-64,15	7.158.325	2.081.325	-70,92
SLOVENIA	0	10.954	-	0	66.606	-
CZECH REPUBLIC	1.100.216	1.842.936	67,51	28.739.711	37.716.524	31,23
REP. OF MACEDONIA	2.957	0	-100,00	66.882	0	-100,00
RUSSIA FEDERATION	2.227.206	1.033.704	-53,59	17.335.405	18.289.160	5,50
-FOTOGRAFI DAN OPTIK	3.563.386	2.519.460	-29,30	161.284.095	158.081.053	-1,99
JAPAN	122.529	122.547	,01	12.293.856	16.853.307	37,09
HONG KONG	61.368	75.506	23,04	4.813.132	2.629.968	-45,36
KOREA, REPUBLIC OF	4.426	5.151	16,38	146.119	209.170	43,15
TAIWAN	3.306	2.906	-12,10	211.087	103.348	-51,04
CHINA	89.643	65.020	-27,47	5.540.139	3.910.402	-29,42
PAPUA NEW GUINEA	0	189	-	0	3.967	-
THAILAND	9.790	34.770	255,16	495.959	748.712	50,96
SINGAPORE	1.255.392	951.852	-24,18	87.265.684	89.091.109	2,09
PHILIPPINES	6.081	27.668	354,99	1.656.788	970.784	-41,41
MALAYSIA	33.490	185.245	453,14	1.449.549	10.094.743	596,41
MYANMAR (FORM. BURMA)	90	0	-100,00	14.975	0	-100,00
BRUNEI DARUSSALAM	0	43	-	0	533	-
LAO PEOPLE'S DEMOCRATIC REPUB	3	0	-100,00	60	0	-100,00
NEPAL	1.243	0	-100,00	25.459	0	-100,00
VIET NAM	5.900	15.424	161,42	194.880	164.760	-15,46
INDIA	72.404	90.367	24,81	1.572.046	1.831.854	16,53
PAKISTAN	3.047	3.840	26,03	20.416	72.702	256,10
BANGLADESH	4.822	3.225	-33,12	26.656	6.868	-74,23
SRI LANKA	1.492	656	-56,03	23.738	9.168	-61,38
IRAN (ISLAMIC REPUBLIC OF)	12	835	6858,33	192	7.650	3884,38
SAUDI ARABIA	2.504	1.409	-43,73	49.078	39.084	-20,36
KUWAIT	0	20	-	0	256	-
JORDAN	0	1	-	0	18	-
LEBANON	38	47	23,68	10.746	15.767	46,72
YEMEN	0	1	-	0	44	-
OMAN	0	150	-	0	1.200	-
SYRIA ARAB REPUBLIC	2.645	1.410	-46,69	12.827	5.934	-53,74
TURKEY	2.559	3.162	23,56	64.938	115.091	77,23
UNITED ARAB EMIRATES	14.076	10.059	-28,54	359.019	226.616	-36,88
BAHRAIN	0	50	-	0	1.955	-
CYPRUS	0	14	-	0	1.584	-
EGYPT	2.398	696	-70,98	43.663	26.299	-39,77
LIBYAN ARAB JAMAHIRIYA	0	71	-	0	11.400	-
MOROCCO	290	59	-79,66	10.529	5.443	-48,30
TUNISIA	10	21	110,00	2.272	5.104	124,65
ALGERIA	65	36	-44,62	1.230	793	-35,53
KENYA	43	64	48,84	1.363	1.863	36,68
TOGO	1.911	0	-100,00	51.797	0	-100,00
CAMEROON	0	367	-	0	2.681	-
NIGERIA	857	498	-41,89	8.183	5.350	-34,62
SOUTH AFRICA	842	639	-24,11	22.657	99.495	339,14
MAURITIUS	555	372	-32,97	20.968	17.299	-17,50
AUSTRALIA	3.064	9.456	208,62	109.865	137.297	24,97
NEW ZEALAND	217	44	-79,72	3.716	576	-84,50
VANUATU	90	0	-100,00	283	0	-100,00
TONGA	0	151	-	0	120	-
EAST TIMOR	0	14.892	-	0	23.072	-
UNITED STATES	1.168.758	596.119	-49,00	26.772.465	17.594.377	-34,28
CANADA	409.310	4.817	-98,82	1.695.531	685.417	-59,58
MEXICO	770	4.537	489,22	61.496	75.389	22,59
PANAMA	160	392	145,00	4.236	10.849	156,11
CHILE	0	418	-	0	10.251	-
ARGENTINA	6.605	7.283	10,26	72.526	84.831	16,97
BRAZIL	6.030	9.888	63,98	101.073	144.610	43,07
COLOMBIA	4.836	11.194	131,47	254.759	267.584	5,03
URUGUAY	85	0	-100,00	1.471	0	-100,00
ECUADOR	2.791	3.772	35,15	205.458	317.041	54,31
PUERTO RICO	769	0	-100,00	2.617	0	-100,00
DOMINICAN REPUBLIC	4.745	2.352	-50,43	153.471	76.339	-50,26
COSTA RICA	1.102	723	-34,39	32.754	38.847	18,60
ARUBA	22	0	-100,00	340	0	-100,00
NETHERLANDS ANTILLES	256	0	-100,00	65.947	0	-100,00
UNITED KINGDOM	118.646	129.993	9,56	3.063.775	3.237.698	5,68
NETHERLANDS	6.482	10.771	66,17	354.834	822.817	131,89
FRANCE	5.310	26.350	396,23	177.553	1.418.381	698,85
GERMANY, FED. REP. OF	91.828	50.936	-44,53	9.741.908	2.875.703	-70,48
BELGIUM	237	228	-3,80	9.006	9.115	1,21
SWITZERLAND	315	385	22,22	6.340	23.617	272,51
DENMARK	2.478	2.902	17,11	308.111	495.048	60,67

TABEL 5. PERKEMBANGAN EKSPOR INDONESIA MENURUT KOMODITI DAN NEGARA TUJUAN

JENIS BARANG	BERAT BERSIH (KG)		PERUB	NILAI FOB (US \$)		PERUB
	JAN-SEP 2007	JAN-SEP 2008	%	JAN-SEP 2007	JAN-SEP 2008	%
(1)	(2)	(3)	(4)	(5)	(6)	(7)
NORWAY	5.423	10.615	95,74	1.005.072	1.987.859	97,78
SWEDEN	511	4.093	700,98	71.916	7.280	-89,88
FINLAND	28	0	-100,00	11.208	0	-100,00
ITALY	2.016	6.262	210,62	51.552	100.803	95,54
SPAIN	3.266	4.059	24,28	232.870	266.906	14,62
PORTUGAL	2.905	0	-100,00	34.858	0	-100,00
GREECE	620	60	-90,32	158	927	486,71
HUNGARY	0	1	-	0	5	-
ROMANIA	13	57	338,46	3.950	20	-99,49
BULGARIA	118	356	201,69	5.097	15.574	205,55
YUGOSLAVIA	26	26	,00	8.076	9.515	17,82
UKRAINE	6.720	0	-100,00	147.537	0	-100,00
LATVIA	120	0	-100,00	2.568	0	-100,00
SLOVAKIA	468	445	-4,91	10.266	8.096	-21,14
SLOVENIA	45	892	1882,22	998	13.087	1211,32
CZECH REPUBLIC	2.305	601	-73,93	85.764	29.681	-65,39
RUSSIA FEDERATION	65	0	-100,00	2.665	0	-100,00
-ALAT UKUR	610.688	589.380	-3,49	10.006.983	11.228.206	12,20
JAPAN	868	1.016	17,05	76.953	336.114	336,78
HONG KONG	1.427	1	-99,93	166.069	54	-99,97
KOREA, REPUBLIC OF	2.804	3	-99,89	33.178	12	-99,96
TAIWAN	1.133	3.009	165,58	3.212	5.648	75,84
CHINA	135.655	2.547	-98,12	594.098	169.064	-71,54
PAPUA NEW GUINEA	1.539	0	-100,00	4.759	0	-100,00
THAILAND	45	1.117	2382,22	3.404	63.515	1765,89
SINGAPORE	292.805	237.794	-18,79	5.891.345	4.836.182	-17,91
PHILIPPINES	0	32	-	0	78	-
MALAYSIA	98.566	94.934	-3,68	191.344	780.554	307,93
BRUNEI DARUSSALAM	14	99.902	713485,71	2.290	1.666.125	72656,55
VIET NAM	5.975	15.343	156,79	246.398	334.328	35,69
INDIA	3	64.943	2164666,67	3.424	805.387	23421,82
PAKISTAN	5.837	190	-96,74	1.153.350	18.100	-98,43
IRAN (ISLAMIC REPUBLIC OF)	0	77	-	0	5.490	-
SAUDI ARABIA	0	969	-	0	163.364	-
KUWAIT	227	4.048	1683,26	6.346	62.391	883,15
YEMEN	12.899	3.045	-76,39	66.552	27.750	-58,30
OMAN	0	90	-	0	7.454	-
SYRIA ARAB REPUBLIC	0	176	-	0	28.430	-
UNITED ARAB EMIRATES	1.711	3.312	93,57	54.309	69.624	28,20
QATAR	1.854	44	-97,63	358.181	3.260	-99,09
EGYPT	179	89	-50,28	34.351	37.095	7,99
SUDAN	250	1.420	468,00	1.358	80.299	5813,03
KENYA	0	59	-	0	2.068	-
CONGO	102	0	-100,00	500	0	-100,00
SOUTH AFRICA	0	46	-	0	966	-
AUSTRALIA	1.714	19.885	1060,15	33.044	619.577	1775,01
NEW ZEALAND	3	305	10066,67	401	21.201	5187,03
MARSHALL ISLANDS	0	69	-	0	18.996	-
UNITED STATES	9.107	8.731	-4,13	329.372	374.760	13,78
CANADA	900	74	-91,78	22.000	22.863	3,92
VENEZUELA	0	7	-	0	140	-
COLOMBIA	2.999	0	-100,00	6.482	0	-100,00
UNITED KINGDOM	16.353	4.070	-75,11	222.143	230.754	3,88
NETHERLANDS	4	56	1300,00	12.071	500	-95,86
FRANCE	104	1.118	975,00	10.272	95.814	832,77
GERMANY, FED. REP. OF	6.945	7.529	8,41	82.959	68.980	-16,85
BELGIUM	4.200	284	-93,24	12.084	11.340	-6,16
SWITZERLAND	1.446	8.908	516,04	6.598	100.866	1428,74
NORWAY	760	4.138	444,47	98.667	159.063	61,21
DEMOCRATIC REPUBLIC OF THE CO	450	0	-100,00	18.960	0	-100,00
ROMANIA	255	0	-100,00	9.917	0	-100,00
KYRGYZSTAN	212	0	-100,00	220	0	-100,00
RUSSIA FEDERATION	1.343	0	-100,00	250.372	0	-100,00
-LONCENG, ARLOJI DAN BAGIANNY	4.599.675	6.166.958	34,07	67.824.423	111.045.692	63,73
JAPAN	206.372	228.147	10,55	4.984.505	4.393.677	-11,85
HONG KONG	273.078	391.665	43,43	4.600.616	6.203.307	34,84
KOREA, REPUBLIC OF	15.642	28.087	79,56	261.396	673.334	157,59
TAIWAN	658.898	737.849	11,98	2.804.090	3.211.609	14,53
CHINA	25.977	51.777	99,32	440.610	914.224	107,49
MACAU	8.748	8.319	-4,90	119.791	120.242	,38
PAPUA NEW GUINEA	3.989	5.246	31,51	13.105	35.733	172,67
THAILAND	33.784	110.541	227,20	1.187.527	2.936.592	147,29
SINGAPORE	500.200	552.629	10,48	14.993.241	11.956.656	-20,25
PHILIPPINES	125.789	287.027	128,18	1.880.461	5.397.633	187,04
MALAYSIA	120.289	178.001	47,98	3.961.532	3.632.400	-8,31
MYANMAR (FORM. BURMA)	1.436	592	-58,77	5.962	5.295	-11,19

TABEL 5. PERKEMBANGAN EKSPOR INDONESIA MENURUT KOMODITI DAN NEGARA TUJUAN

JENIS BARANG	BERAT BERSIH (KG)		PERUB	NILAI FOB (US \$)		PERUB
	JAN-SEP 2007	JAN-SEP 2008	%	JAN-SEP 2007	JAN-SEP 2008	%
(1)	(2)	(3)	(4)	(5)	(6)	(7)
BRUNEI DARUSSALAM	7	17	142,86	28	47	67,86
LAO PEOPLE'S DEMOCRATIC REPUB	153	0	-100,00	2.603	0	-100,00
VIET NAM	377.664	311.720	-17,46	3.361.129	4.578.110	36,21
MALDIVES	0	9.537	-	0	62.520	-
INDIA	556.323	919.647	65,31	4.295.340	8.031.178	86,97
PAKISTAN	556	1.802	224,10	6.368	23.610	270,76
BANGLADESH	2	0	-100,00	22	0	-100,00
SRI LANKA	5.383	18.148	237,14	68.600	160.519	133,99
IRAN (ISLAMIC REPUBLIC OF)	0	1.366	-	0	13.119	-
SAUDI ARABIA	1.107	2.935	165,13	17.305	41.632	140,58
ISRAEL	0	4	-	0	625	-
KUWAIT	1.265	149	-88,22	30.611	5.566	-81,82
JORDAN	26.823	33.918	26,45	233.600	295.458	26,48
LEBANON	0	1.707	-	0	36.023	-
YEMEN	525	390	-25,71	3.150	1.653	-47,52
OMAN	24.994	16.412	-34,34	138.058	236.928	71,61
TURKEY	0	1	-	0	13	-
UNITED ARAB EMIRATES	5.151	5.359	4,04	270.914	95.603	-64,71
QATAR	0	244	-	0	918	-
BAHRAIN	474	15.030	3070,89	2.673	37.179	1290,91
EGYPT	3.506	59	-98,32	26.962	3.560	-86,80
MOROCCO	106.695	116.975	9,63	822.807	1.156.270	40,53
TUNISIA	45	219	386,67	1.242	5.484	341,55
ALGERIA	0	2	-	0	768	-
SUDAN	0	6.176	-	0	85.832	-
ETHIOPIA	1	0	-100,00	16	0	-100,00
MADAGASCAR	368	0	-100,00	3.072	0	-100,00
KENYA	47	1	-97,87	883	67	-92,41
REUNION	416	0	-100,00	497	0	-100,00
MOZAMBIQUE	0	15.023	-	0	132.658	-
TOGO	0	30	-	0	56	-
GUINEA	8	0	-100,00	50	0	-100,00
ANGOLA	0	33.083	-	0	260.660	-
CONGO	182	28	-84,62	43	92	113,95
CAMEROON	105.052	49.145	-53,22	847.307	501.991	-40,75
NIGERIA	19.111	4.703	-75,39	129.291	117.875	-8,83
GABON	0	1.370	-	0	14.330	-
COTE D'IVOIRE	128.334	122.419	-4,61	1.100.231	1.150.994	4,61
SENEGAL	90.595	113.488	25,27	534.789	847.458	58,47
BENIN	7.250	0	-100,00	63.608	0	-100,00
BURKINA FASO	61.427	29.289	-52,32	639.668	332.004	-48,10
SOUTH AFRICA	49.208	29.732	-39,58	477.808	330.642	-30,80
ZAMBIA	0	653	-	0	11.725	-
MALAWI	0	200	-	0	3.278	-
MAURITIUS	5	0	-100,00	22	0	-100,00
AUSTRALIA	201.168	138.321	-31,24	2.597.561	2.409.023	-7,26
NEW ZEALAND	26.021	12.303	-52,72	326.228	274.300	-15,92
FIJI	9.075	3.190	-64,85	59.282	28.694	-51,60
SOLOMON ISLANDS	580	0	-100,00	3.913	0	-100,00
EAST TIMOR	48	1.677	3393,75	6.299	1.188	-81,14
UNITED STATES	268.266	252.476	-5,89	4.442.826	6.315.086	42,14
CANADA	4.332	5.211	20,29	205.516	192.007	-6,57
MEXICO	11.527	13.968	21,18	242.142	251.236	3,76
HONDURAS	0	5	-	0	2.594	-
PANAMA	34	1	-97,06	400	1	-99,75
CUBA	59	870	1374,58	1.530	52.258	3315,56
SURINAME	0	550	-	0	4.400	-
CHILE	40.075	28.778	-28,19	709.086	423.428	-40,29
VENEZUELA	20	40	100,00	428	598	39,72
ARGENTINA	1.872	11.500	514,32	48.839	301.442	517,22
BRAZIL	3.156	13.064	313,94	393.359	1.451.074	268,89
COLOMBIA	3.181	8.496	167,09	39.986	228.882	472,41
BOLIVIA	0	100	-	0	412	-
URUGUAY	0	1.562	-	0	62.265	-
HAITI	1.035	0	-100,00	13.166	0	-100,00
UNITED KINGDOM	150.524	45.091	-70,04	2.226.046	1.367.097	-38,59
NETHERLANDS	1.020	2.116	107,45	65.002	101.910	56,78
FRANCE	54.752	906.843	1556,27	1.683.889	29.995.431	1681,32
GERMANY, FED. REP. OF	105.662	89.344	-15,44	3.487.555	3.217.542	-7,74
AUSTRIA	694	275	-60,37	40.400	19.652	-51,36
BELGIUM	1.265	158	-87,51	133	6.660	4907,52
SWITZERLAND	285	12.959	4447,02	23.591	95.060	302,95
DENMARK	12	83	591,67	5.320	4.417	-16,97
NORWAY	0	303	-	0	3.067	-
SWEDEN	763	2.920	282,70	21.728	121.429	458,86
FINLAND	88	0	-100,00	2.747	0	-100,00
IRELAND	205	8.336	3966,34	146.870	1.187.993	708,87
ITALY	973	2.424	149,13	13.677	69.032	404,73

TABEL 5. PERKEMBANGAN EKSPOR INDONESIA MENURUT KOMODITI DAN NEGARA TUJUAN

JENIS BARANG	BERAT BERSIH (KG)		PERUB	NILAI FOB (US \$)		PERUB
	JAN-SEP 2007	JAN-SEP 2008	%	JAN-SEP 2007	JAN-SEP 2008	%
(1)	(2)	(3)	(4)	(5)	(6)	(7)
SPAIN	4.329	6.451	49,02	75.703	161.686	113,58
PORTUGAL	58.542	107.794	84,13	1.522.024	3.384.493	122,37
GREECE	0	146	-	0	784	-
DEMOCRATIC REPUBLIC OF THE CO	317	0	-100,00	2.800	0	-100,00
HUNGARY	13.778	6.400	-53,55	140.781	424.903	201,82
POLAND	37	60	62,16	660	1.239	87,73
ROMANIA	611	234	-61,70	12.012	6.846	-43,01
MOLDOVA, REPUBLIC OF	47.853	1.687	-96,47	412.916	36.180	-91,24
ESTONIA	0	1	-	0	6	-
GEORGIA	29.725	22.669	-23,74	348.184	226.939	-34,82
BOSNIA AND HERZEGOVINA	0	1.370	-	0	15.027	-
SLOVAKIA	121	672	455,37	12.731	98.112	670,65
CZECH REPUBLIC	10.730	15.476	44,23	156.477	443.868	183,66
RUSSIA FEDERATION	61	173	183,61	1.083	284	-73,78
-COKLAT OLAHAN	94.569.844	106.586.966	12,71	226.401.876	317.282.624	40,14
JAPAN	759.804	660.620	-13,05	2.306.102	2.842.267	23,25
HONG KONG	151.926	99.974	-34,20	323.923	306.970	-5,23
KOREA, REPUBLIC OF	786.457	528.823	-32,76	1.620.596	1.182.541	-27,03
TAIWAN	133.440	153.654	15,15	294.219	329.347	11,94
CHINA	2.352.978	4.621.415	96,41	1.992.764	3.693.183	85,33
MONGOLIA	13.999	13.999	,00	10.800	18.650	72,69
PAPUA NEW GUINEA	4.465	4.920	10,19	6.419	8.800	37,09
THAILAND	2.106.946	1.827.639	-13,26	3.550.363	3.672.834	3,45
SINGAPORE	1.596.812	1.074.177	-32,73	2.926.758	2.022.709	-30,89
PHILIPPINES	6.259.810	6.582.613	5,16	5.090.328	7.085.285	39,19
MALAYSIA	8.442.770	7.798.631	-7,63	7.437.780	8.559.643	15,08
MYANMAR (FORM. BURMA)	7.000	5.000	-28,57	7.531	6.390	-15,15
CAMBODIA	48	0	-100,00	295	0	-100,00
BRUNEI DARUSSALAM	125.548	109.360	-12,89	306.663	357.755	16,66
VIET NAM	126.255	295.711	134,22	124.604	427.436	243,04
MALDIVES	22.221	37.584	69,14	48.940	90.599	85,12
INDIA	950.209	1.234.453	29,91	1.227.823	2.098.967	70,95
PAKISTAN	626.479	438.041	-30,08	531.880	443.541	-16,61
BANGLADESH	55.860	52.589	-5,86	112.999	141.851	25,53
SRI LANKA	205.323	148.476	-27,69	210.635	120.159	-42,95
IRAN (ISLAMIC REPUBLIC OF)	32.751	338.999	935,08	42.505	286.525	574,10
SAUDI ARABIA	106.929	142.588	33,35	175.047	243.065	38,86
ISRAEL	0	10.536	-	0	30.239	-
KUWAIT	152.940	203.608	33,13	299.077	488.800	63,44
JORDAN	186	3.929	2012,37	577	13.075	2166,03
LEBANON	0	3.168	-	0	10.450	-
YEMEN	77.529	127.286	64,18	115.505	237.992	106,04
OMAN	13.004	59.980	361,24	20.931	135.506	547,39
SYRIA ARAB REPUBLIC	28.000	28.000	,00	33.893	42.140	24,33
TURKEY	686.449	459.499	-33,06	518.056	446.236	-13,86
UNITED ARAB EMIRATES	2.158.695	2.520.811	16,77	7.941.793	11.912.128	49,99
QATAR	4.639	13.724	195,84	9.355	27.909	198,33
BAHRAIN	136.521	81.355	-40,41	305.605	202.208	-33,83
EGYPT	353.200	388.199	9,91	1.430.322	1.045.054	-26,94
MOROCCO	8	0	-100,00	5	0	-100,00
ALGERIA	12.789	14.505	13,42	17.017	29.908	75,75
SUDAN	194	224	15,46	896	1.024	14,29
NAMIBIA	0	3.823	-	0	8.405	-
MADAGASCAR	159.270	34.038	-78,63	114.605	20.420	-82,18
KENYA	206.967	185.064	-10,58	389.104	447.394	14,98
TOGO	0	3.618	-	0	2.498	-
GHANA	98.193	45.630	-53,53	127.691	70.980	-44,41
GUINEA	1.918	52.445	2634,36	2.550	122.462	4702,43
ANGOLA	2.095	53.602	2458,57	2.280	80.144	3415,09
CAMEROON	43.060	39.262	-8,82	67.673	80.153	18,44
NIGERIA	0	4.693	-	0	2.894	-
SIERRA LEONE	14.000	2.459	-82,44	10.640	7.700	-27,63
MAURITANIA	15.210	30.420	100,00	22.604	48.588	114,95
MALI	0	20.690	-	0	54.598	-
BENIN	1.044	2.250	115,52	750	1.665	122,00
GAMBIA	462	0	-100,00	925	0	-100,00
SEYCHELLES	3.853	0	-100,00	15.409	0	-100,00
SOUTH AFRICA	2.313.124	1.340.134	-42,06	5.204.866	2.137.380	-58,93
MAURITIUS	306.572	286.285	-6,62	637.489	573.467	-10,04
AUSTRALIA	7.780.324	7.159.867	-7,97	26.608.306	33.746.946	26,83
NEW ZEALAND	896.970	1.166.965	30,10	1.751.064	3.918.283	123,77
VANUATU	8.661	2.314	-73,28	22.968	4.098	-82,16
AMERICAN SAMOA	0	15.789	-	0	23.717	-
FIJI	32.939	61.151	85,65	78.843	126.882	60,93
KIRIBATI	0	43	-	0	94	-
SAMOA	0	7.265	-	0	14.824	-
SOLOMON ISLANDS	10.252	16.115	57,19	21.838	35.510	62,61

TABEL 5. PERKEMBANGAN EKSPOR INDONESIA MENURUT KOMODITI DAN NEGARA TUJUAN

JENIS BARANG	BERAT BERSIH (KG)		PERUB	NILAI FOB (US \$)		PERUB
	JAN-SEP 2007	JAN-SEP 2008	%	JAN-SEP 2007	JAN-SEP 2008	%
(1)	(2)	(3)	(4)	(5)	(6)	(7)
TONGA	11.939	39.173	228,11	28.367	78.523	176,81
EAST TIMOR	0	32.013	-	0	69.856	-
UNITED STATES	18.652.262	19.830.646	6,32	62.341.425	104.185.613	67,12
CANADA	1.180.001	100.000	-91,53	5.303.006	680.000	-87,18
MEXICO	1.005.000	1.032.000	2,69	686.810	1.210.584	76,26
CHILE	222.499	395.000	77,53	147.497	308.900	109,43
VENEZUELA	25.600	0	-100,00	14.080	0	-100,00
ARGENTINA	725.838	393.123	-45,84	452.605	345.748	-23,61
BRAZIL	2.471.028	2.252.233	-8,85	1.344.834	1.229.959	-8,54
COLOMBIA	180.000	1.140.000	533,33	102.220	558.600	446,47
URUGUAY	664.999	252.000	-62,11	325.550	150.120	-53,89
ECUADOR	0	200.000	-	0	114.600	-
PERU	80.000	0	-100,00	40.000	0	-100,00
JAMAICA	8.998	0	-100,00	22.965	0	-100,00
COSTA RICA	0	20.000	-	0	9.000	-
UNITED KINGDOM	697.954	629.577	-9,80	2.145.250	538.407	-74,90
NETHERLANDS	5.817.644	6.853.347	17,80	25.741.048	40.435.223	57,08
FRANCE	7.170.313	7.830.810	9,21	31.953.821	46.309.552	44,93
GERMANY, FED. REP. OF	2.337.625	1.801.196	-22,95	5.172.579	5.372.514	3,87
BELGIUM	4.609.200	1.570.000	-65,94	12.222.232	4.245.515	-65,26
SWITZERLAND	4.387	26.076	494,39	137.416	265.091	92,91
DENMARK	800	0	-100,00	1.945	0	-100,00
SWEDEN	0	9.118	-	0	16.626	-
ITALY	315	720	128,57	6	2.736	45500,00
SPAIN	7.034.990	16.191.675	130,16	2.904.994	9.382.734	222,99
PORTUGAL	2.668	1.866	-30,06	4.000	3.900	-2,50
GREECE	63.000	52.265	-17,04	27.090	38.265	41,25
DEMOCRATIC REPUBLIC OF THE CO	14.000	1.819	-87,01	11.130	4.738	-57,43
HUNGARY	67.807	94.198	38,92	60.004	74.647	24,40
POLAND	17.000	0	-100,00	11.220	0	-100,00
BULGARIA	216.000	133.998	-37,96	104.600	105.580	,94
ALBANIA	0	15.000	-	0	22.500	-
ARMENIA	3.523	0	-100,00	5.351	0	-100,00
UKRAINE	180.498	50.500	-72,02	119.974	33.966	-71,69
UZBEKISTAN	0	25.000	-	0	21.250	-
LITHUANIA	97.547	950.975	874,89	76.160	957.573	1157,32
LATVIA	14.000	0	-100,00	10.780	0	-100,00
ESTONIA	100.000	2.244.000	2144,00	500.000	3.406.097	581,22
GEORGIA	0	1.876	-	0	3.000	-
CROATIA	55.500	80.999	45,94	35.323	72.566	105,44
BOSNIA AND HERZEGOVINA	13.500	0	-100,00	10.193	0	-100,00
MALTA	13.250	0	-100,00	12.750	0	-100,00
SLOVENIA	6.000	13.500	125,00	4.800	9.720	102,50
RUSSIA FEDERATION	417.061	1.704.251	308,63	198.240	6.928.633	3395,07
-GULA TETES	276.350.203	676.339.145	144,74	16.752.654	49.273.159	194,12
JAPAN	6.000.000	12.037.575	100,63	441.000	767.879	74,12
HONG KONG	66.413	151.200	127,67	39.579	80.352	103,02
KOREA, REPUBLIC OF	94.182.048	92.768.750	-1,50	5.264.600	6.512.752	23,71
TAIWAN	68.183.835	137.341.636	101,43	5.078.335	8.766.161	72,62
PAPUA NEW GUINEA	3.084	9.989	223,90	7.070	18.486	161,47
SINGAPORE	25.960	12.469	-51,97	23.410	46.317	97,85
PHILIPPINES	25.795.758	0	-100,00	1.258.977	0	-100,00
MALAYSIA	195.338	106.046	-45,71	54.804	51.517	-6,00
BRUNEI DARUSSALAM	241	0	-100,00	1.340	0	-100,00
VIET NAM	70.736.674	317.922.875	349,45	3.811.147	23.220.251	509,27
UNITED ARAB EMIRATES	0	10	-	0	13	-
KENYA	0	1.538	-	0	2.135	-
SOUTH AFRICA	0	7.000.000	-	0	476.000	-
AUSTRALIA	1.787	0	-100,00	2.490	0	-100,00
NEW ZEALAND	8.502.052	0	-100,00	365.588	0	-100,00
VANUATU	2.983	4.690	57,22	3.912	5.483	40,16
EAST TIMOR	0	698	-	0	1.459	-
UNITED STATES	30	428	1326,67	172	1.155	571,51
GERMANY, FED. REP. OF	4.000	15.000.000	374900,00	214.200	1.470.000	586,27
SPAIN	2.650.000	93.981.241	3446,46	186.030	7.853.199	4121,47
-KERUPUK UDANG	5.021.751	6.131.609	22,10	8.136.615	10.003.205	22,94
JAPAN	127.849	134.536	5,23	223.368	227.982	2,07
HONG KONG	96.929	137.355	41,71	582.305	278.026	-52,25
KOREA, REPUBLIC OF	485.908	652.991	34,39	612.548	979.663	59,93
TAIWAN	116.709	72.836	-37,59	36.359	23.085	-36,51
CHINA	0	2.400	-	0	2.880	-
SINGAPORE	86.004	168.188	95,56	130.465	294.149	125,46
MALAYSIA	203.149	343.010	68,85	128.377	188.961	47,19
BRUNEI DARUSSALAM	79	260	229,11	313	215	-31,31
SAUDI ARABIA	148.477	166.908	12,41	168.845	179.247	6,16
UNITED ARAB EMIRATES	30.397	69.387	128,27	32.825	88.863	170,72

TABEL 5. PERKEMBANGAN EKSPOR INDONESIA MENURUT KOMODITI DAN NEGARA TUJUAN

JENIS BARANG	BERAT BERSIH (KG)		PERUB	NILAI FOB (US \$)		PERUB
	JAN-SEP 2007	JAN-SEP 2008	%	JAN-SEP 2007	JAN-SEP 2008	%
	(1)	(2)	(3)	(4)	(5)	(6)
NAMIBIA	0	22.679	-	0	6.853	-
AUSTRALIA	207.135	168.874	-18,47	375.844	288.226	-23,31
NEW ZEALAND	40.255	876	-97,82	59.837	4.126	-93,10
EAST TIMOR	0	430	-	0	321	-
UNITED STATES	140.807	181.454	28,87	370.234	442.051	19,40
CANADA	7.995	10.046	25,65	16.366	19.800	20,98
UNITED KINGDOM	461.530	740.307	60,40	675.001	1.053.311	56,05
NETHERLANDS	2.538.135	2.773.087	9,26	4.172.587	5.015.133	20,19
FRANCE	184.557	363.662	97,05	385.990	752.347	94,91
BELGIUM	90.346	85.825	-5,00	85.647	101.272	18,24
SPAIN	23.040	25.200	9,38	40.924	44.283	8,21
ROMANIA	13.600	11.298	-16,93	14.652	12.411	-15,29
ESTONIA	18.850	0	-100,00	24.128	0	-100,00
-BUAH/SAYURAN OLAHAN	302.686.925	381.732.087	26,11	188.348.310	301.274.342	59,96
JAPAN	12.826.533	13.370.116	4,24	11.392.476	13.336.847	17,07
HONG KONG	1.897.816	813.234	-57,15	2.282.030	1.121.607	-50,85
KOREA, REPUBLIC OF	4.053.466	4.746.357	17,09	2.406.089	4.451.142	84,99
TAIWAN	13.002.529	18.440.830	41,82	3.933.598	3.717.538	-5,49
CHINA	8.432.795	5.535.959	-34,35	1.808.169	2.058.141	13,82
PAPUA NEW GUINEA	53	410	673,58	187	1.377	636,36
THAILAND	53.107	168.404	217,10	89.969	329.476	266,21
SINGAPORE	62.553.684	44.895.866	-28,23	44.564.640	40.713.033	-8,64
PHILIPPINES	11.764.452	435.991	-96,29	3.636.991	670.033	-81,58
MALAYSIA	53.532.280	44.684.940	-16,53	9.137.460	8.339.259	-8,74
CAMBODIA	13.937	495	-96,45	1.076	980	-8,92
BRUNEI DARUSSALAM	189.280	242.955	28,36	291.858	375.718	28,73
NEPAL	97.628	954	-99,02	157.183	579	-99,63
VIET NAM	7.137.752	7.650.690	7,19	5.265.284	7.388.898	40,33
MALDIVES	30.780	30.582	-64	42.292	44.320	4,80
INDIA	25.005.042	25.774.191	3,08	16.556.997	24.293.607	46,73
PAKISTAN	4.864.289	3.771.051	-22,47	1.761.452	1.447.356	-17,83
BANGLADESH	0	19.876	-	0	25.231	-
SRI LANKA	74.948	36.199	-51,70	54.288	45.348	-16,47
IRAN (ISLAMIC REPUBLIC OF)	195.876	382.984	95,52	66.952	484.770	624,06
SAUDI ARABIA	853.880	1.908.442	123,50	823.430	2.204.645	167,74
ISRAEL	0	1.478.994	-	0	1.839.001	-
KUWAIT	185.449	68.852	-62,87	154.111	113.946	-26,06
JORDAN	412.403	347.636	-15,70	513.262	731.348	42,49
LEBANON	280.451	246.895	-11,97	1.017.248	865.887	-14,88
YEMEN	700	49.672	6996,00	10.848	81.689	653,03
OMAN	3.409	38.371	1025,58	3.350	58.774	1654,45
SYRIA ARAB REPUBLIC	270.268	312.953	15,79	707.490	1.143.734	61,66
TURKEY	943.735	657.569	-30,32	677.497	910.609	34,41
UNITED ARAB EMIRATES	1.965.658	2.521.153	28,26	1.669.480	3.339.761	100,05
QATAR	25.158	129.977	416,64	14.592	220.269	1409,52
BAHRAIN	135.272	197.738	46,18	101.231	275.676	172,32
CYPRUS	12.500	25.000	100,00	9.375	27.500	193,33
EGYPT	1.601.361	872.455	-45,52	1.047.750	903.611	-13,76
LIBYAN ARAB JAMAHIRIYA	0	106.920	-	0	82.002	-
MOROCCO	112.500	112.500	,00	76.063	164.000	115,61
TUNISIA	51.000	52.000	1,96	10.000	10.000	,00
ALGERIA	164.530	75.000	-54,42	122.673	98.750	-19,50
SUDAN	0	44.251	-	0	72.809	-
KENYA	12.500	0	-100,00	2.500	0	-100,00
ANGOLA	52.000	88.500	70,19	19.000	148.950	683,95
NIGERIA	30.124	37.500	24,49	15.519	48.063	209,70
SIERRA LEONE	17.730	0	-100,00	7.920	0	-100,00
SEYCHELLES	3.081	0	-100,00	1.105	0	-100,00
UGANDA	120	750	525,00	616	2.060	234,42
SOUTH AFRICA	950.958	2.373.782	149,62	665.602	2.323.328	249,06
MAURITIUS	125.147	77.290	-38,24	97.515	106.079	8,78
AUSTRALIA	1.289.093	1.898.483	47,27	1.249.455	2.524.064	102,01
NEW ZEALAND	3.091.245	180.706	-94,15	699.554	316.302	-54,79
MICRONESIA, FEDERATED STATES (0	80	-	0	131	-
GUAM	0	52	-	0	300	-
NEW CALEDONIA	21.488	15.000	-30,19	18.520	18.000	-2,81
VANUATU	2.148	5.348	148,98	8.049	8.807	9,42
AMERICAN SAMOA	0	2.318	-	0	9.896	-
FIJI	1.876	5.286	181,77	3.426	14.748	330,47
KIRIBATI	0	817	-	0	1.760	-
SAMOA	669	3.675	449,33	663	5.701	759,88
SOLOMON ISLANDS	5.344	44.722	736,86	15.140	63.300	318,10
TONGA	0	641	-	0	1.248	-
EAST TIMOR	0	91.714	-	0	56.141	-
UNITED STATES	30.343.922	62.702.833	106,64	36.765.063	64.701.643	75,99
CANADA	268.414	492.869	83,62	687.455	1.477.488	114,92
MEXICO	306.561	941.972	207,27	362.364	649.822	79,33

TABEL 5. PERKEMBANGAN EKSPOR INDONESIA MENURUT KOMODITI DAN NEGARA TUJUAN

JENIS BARANG	BERAT BERSIH (KG)		PERUB	NILAI FOB (US \$)		PERUB
	JAN-SEP 2007	JAN-SEP 2008	%	JAN-SEP 2007	JAN-SEP 2008	%
(1)	(2)	(3)	(4)	(5)	(6)	(7)
PANAMA	0	79.823	-	0	78.484	-
SURINAME	1.563	126	-91,94	6.039	128	-97,88
CHILE	1.348.635	2.984.088	121,27	751.664	2.334.167	210,53
ARGENTINA	3.883.548	13.041.233	235,81	2.557.929	10.141.222	296,46
BRAZIL	924.000	662.800	-28,27	819.062	733.739	-10,42
BOLIVIA	0	25.000	-	0	38.750	-
URUGUAY	720.968	393.089	-45,48	467.394	460.827	-1,41
PARAGUAY	212.500	137.500	-35,29	110.438	175.000	58,46
PERU	248.972	641.899	157,82	110.906	486.608	338,76
JAMAICA	0	107.770	-	0	113.720	-
PUERTO RICO	0	176.478	-	0	166.213	-
DOMINICAN REPUBLIC	12.500	0	-100,00	7.625	0	-100,00
EL SALVADOR	0	16.783	-	0	103.763	-
COSTA RICA	50.000	144.540	189,08	35.250	178.076	405,18
DOMINICA	12.475	0	-100,00	7.610	0	-100,00
FRENCH POLYNESIA	50.000	0	-100,00	41.800	0	-100,00
NETHERLANDS ANTILLES	9	0	-100,00	60	0	-100,00
UNITED KINGDOM	1.651.792	3.855.026	133,38	1.631.928	3.099.518	89,93
NETHERLANDS	7.559.681	17.684.125	133,93	4.293.369	10.802.040	151,60
FRANCE	1.609.437	4.395.655	173,12	1.327.479	3.912.636	194,74
GERMANY, FED. REP. OF	12.690.009	29.248.124	130,48	8.570.176	18.215.524	112,55
AUSTRIA	1.271.271	4.158.572	227,12	731.317	3.301.197	351,40
BELGIUM	1.210.590	5.103.026	321,53	1.005.065	4.927.583	390,28
SWITZERLAND	0	49.249	-	0	39.098	-
DENMARK	293.719	1.002.645	241,36	178.037	963.440	441,15
NORWAY	206.414	673.508	226,29	203.984	879.292	331,06
SWEDEN	469.028	1.348.860	187,59	348.537	1.056.211	203,04
FINLAND	1.329.814	4.829.893	263,20	666.315	3.835.714	475,66
IRELAND	73.000	30.479	-58,25	30.055	26.050	-13,33
ITALY	1.663.435	6.660.001	300,38	1.109.656	5.910.873	432,68
SPAIN	5.597.311	24.124.236	331,00	5.248.411	24.717.701	370,96
PORTUGAL	253.550	458.360	80,78	189.081	647.279	242,33
GREECE	1.050.051	2.414.468	129,94	429.842	1.847.955	329,91
HUNGARY	125.925	88.500	-29,72	90.092	141.945	57,56
POLAND	2.029.794	1.470.877	-27,54	1.502.434	1.990.567	32,49
ROMANIA	0	909.341	-	0	660.747	-
BULGARIA	511.021	26.000	-94,91	471.473	5.000	-98,94
YUGOSLAVIA	87.876	315.318	258,82	42.270	182.380	331,46
ARMENIA	12.500	0	-100,00	10.125	0	-100,00
AZERBAIJAN	12.742	0	-100,00	22.370	0	-100,00
BELARUS	0	128.856	-	0	87.100	-
KAZAKHSTAN	154.400	25.000	-83,81	123.225	28.000	-77,28
UKRAINE	743.893	1.391.687	87,08	477.950	1.065.117	122,85
UZBEKISTAN	12.500	0	-100,00	7.625	0	-100,00
LITHUANIA	71.876	100.655	40,04	48.313	123.120	154,84
LATVIA	402.400	0	-100,00	286.318	0	-100,00
ESTONIA	0	183.800	-	0	65.561	-
GEORGIA	26.850	164.000	510,80	5.961	125.000	1996,96
CROATIA	104.637	71.781	-31,40	91.901	76.207	-17,08
BOSNIA AND HERZEGOVINA	33.000	44.500	34,85	17.200	60.830	253,66
SLOVAKIA	25.000	0	-100,00	20.000	0	-100,00
SLOVENIA	374.050	421.698	12,74	267.174	315.522	18,10
CZECH REPUBLIC	92.617	48.969	-47,13	79.404	75.778	-4,57
RUSSIA FEDERATION	4.204.631	2.680.949	-36,24	2.878.589	2.611.558	-9,28
-MINUMAN OLAHAN	57.003.206	88.125.947	54,60	31.701.299	57.258.057	80,62
JAPAN	20.775.797	18.369.578	-11,58	9.693.415	9.585.192	-1,12
HONG KONG	1.395.391	2.566.352	83,92	1.845.045	3.322.088	80,05
KOREA, REPUBLIC OF	29.646	39.387	32,86	45.866	58.368	27,26
TAIWAN	872.484	1.408.494	61,43	632.802	1.225.049	93,59
CHINA	2.949	247.310	8286,23	3.484	207.943	5868,51
MONGOLIA	16.981	28.165	65,86	9.774	21.256	117,47
PAPUA NEW GUINEA	312.465	386.520	23,70	2.691.608	3.417.358	26,96
THAILAND	1.032.082	1.889.927	83,12	636.966	1.260.535	97,90
SINGAPORE	15.775.678	24.212.581	53,48	5.667.718	11.667.096	105,85
PHILIPPINES	1.230.780	1.965.845	59,72	732.605	1.178.767	60,90
MALAYSIA	2.054.285	3.679.966	79,14	1.810.017	5.734.382	216,81
CAMBODIA	0	216.973	-	0	288.378	-
BRUNEI DARUSSALAM	1.066.609	1.390.428	30,36	586.010	1.137.367	94,09
VIET NAM	813.081	1.620.452	99,30	1.192.285	3.100.919	160,08
MALDIVES	331.891	200.875	-39,48	230.201	190.823	-17,11
INDIA	19.346	10.697	-44,71	15.063	22.963	52,45
PAKISTAN	0	20.402	-	0	7.682	-
BANGLADESH	1.801	6.570	264,80	910	3.589	294,40
SRI LANKA	0	56.400	-	0	49.430	-
AFGHANISTAN	23.240	0	-100,00	57.120	0	-100,00
SAUDI ARABIA	255.815	476.634	86,32	123.878	144.426	16,59
JORDAN	10.017	58.362	482,63	33.890	199.870	489,76

TABEL 5. PERKEMBANGAN EKSPOR INDONESIA MENURUT KOMODITI DAN NEGARA TUJUAN

JENIS BARANG	BERAT BERSIH (KG)		PERUB	NILAI FOB (US \$)		PERUB
	JAN-SEP 2007	JAN-SEP 2008	%	JAN-SEP 2007	JAN-SEP 2008	%
(1)	(2)	(3)	(4)	(5)	(6)	(7)
LEBANON	24.588	0	-100,00	78.790	0	-100,00
YEMEN	210	14.780	6938,10	276	3.695	1238,77
OMAN	731.024	91.378	-87,50	478.504	59.813	-87,50
TURKEY	9.600	0	-100,00	29.270	0	-100,00
UNITED ARAB EMIRATES	1.135.957	7.119.304	526,72	1.424.088	4.989.092	250,34
QATAR	57.239	28.208	-50,72	30.325	136.253	349,31
BAHRAIN	36.552	0	-100,00	23.926	0	-100,00
EGYPT	0	166.961	-	0	81.688	-
LIBYAN ARAB JAMAHIRIYA	4.920	16.735	240,14	83.718	90.448	8,04
KENYA	0	5.358	-	0	125.000	-
MOZAMBIQUE	0	122	-	0	50	-
TOGO	35.876	48.664	35,64	25.662	38.440	49,79
GHANA	17.664	35.328	100,00	13.455	28.750	113,68
NIGERIA	0	17.681	-	0	6.672	-
SIERRA LEONE	35.328	35.645	,90	26.910	29.010	7,80
COTE D'IVOIRE	0	5.570	-	0	3.220	-
SENEGAL	14.410	0	-100,00	7.281	0	-100,00
MALI	0	4.430	-	0	6.225	-
BENIN	51.987	68.477	31,72	35.908	50.550	40,78
GAMBIA	2.311	1.847	-20,08	4.694	3.599	-23,33
UGANDA	419	68	-83,77	255	215	-15,69
CENTRAL AFRICAN REPUBLIC	2.653	0	-100,00	6.878	0	-100,00
SOUTH AFRICA	17.932	71.730	300,01	9.563	55.354	478,84
COMOROS	4.544	0	-100,00	800	0	-100,00
MAURITIUS	0	110	-	0	709	-
AUSTRALIA	7.400.832	7.167.522	-3,15	2.253.037	4.879.152	116,56
NEW ZEALAND	5.583	4.453	-20,24	17.933	14.896	-16,94
MICRONESIA, FEDERATED STATES (5.127	34.822	579,19	10.767	5.736	-46,73
GUAM	9.692	9.568	-1,28	9.540	10.800	13,21
NORTHERN MARIANA ISLANDS	163	0	-100,00	360	0	-100,00
VANUATU	188.285	208.954	10,98	55.958	44.748	-20,03
AMERICAN SAMOA	79.740	117.058	46,80	15.076	56.967	277,87
FIJI	27.146	1.676	-93,83	8.951	2.390	-73,30
MARSHALL ISLANDS	0	17.957	-	0	2.085	-
SAMOA	2.887	3.041	5,33	4.572	4.235	-7,37
SOLOMON ISLANDS	598.136	406.427	-32,05	254.940	136.517	-46,45
TONGA	54.956	85.475	55,53	30.089	57.583	91,38
EAST TIMOR	6.603	11.358.314	171917,48	1.860	2.101.994	112910,43
UNITED STATES	126.462	97.799	-22,67	127.543	36.681	-71,24
CANADA	19.711	3.065	-84,45	37.052	9.695	-73,83
SURINAME	18.127	0	-100,00	8.980	0	-100,00
DOMINICAN REPUBLIC	9.550	0	-100,00	10.200	0	-100,00
CAPE VERDE	15.293	0	-100,00	8.424	0	-100,00
DOMINICA	2.171	0	-100,00	2.194	0	-100,00
UNITED KINGDOM	9.639	10.994	14,06	9.161	16.468	79,76
NETHERLANDS	164.484	396.738	141,20	229.779	807.677	251,50
FRANCE	300	0	-100,00	15	0	-100,00
GERMANY, FED. REP. OF	515	1.275	147,57	623	35.674	5626,16
AUSTRIA	0	2.204	-	0	1.261	-
NORWAY	0	11.520	-	0	11.952	-
SWEDEN	298	1.443.192	484192,62	400	467.720	116830,00
IRELAND	169	324	91,72	104	169	62,50
ITALY	26	0	-100,00	5	0	-100,00
SPAIN	39.452	0	-100,00	239.163	0	-100,00
PORTUGAL	0	159.255	-	0	21.393	-
GREECE	6.028	0	-100,00	43.113	0	-100,00
BULGARIA	8.279	0	-100,00	32.500	0	-100,00
-ROKOK DAN TEMBAKAU OLAHAN	53.569.402	63.904.220	19,29	275.311.727	328.105.425	19,18
JAPAN	292.017	140.172	-52,00	3.911.910	1.627.461	-58,40
HONG KONG	10.169	19.950	96,18	136.756	118.183	-13,58
KOREA, DEMOCRATIC PEOPLE'S REI	90	0	-100,00	396	0	-100,00
KOREA, REPUBLIC OF	6.974	1.691	-75,75	50.611	13.706	-72,92
TAIWAN	9.918	8.401	-15,30	60.876	70.440	15,71
CHINA	1.349	31.423	2229,36	7.110	238.340	3252,18
MACAU	57.426	47.000	-18,16	259.711	211.910	-18,41
THAILAND	4.809.128	5.724.965	19,04	17.777.947	24.347.960	36,96
SINGAPORE	4.646.327	8.793.134	89,25	57.038.196	75.035.626	31,55
PHILIPPINES	2.182.317	842.525	-61,39	10.061.060	5.350.924	-46,82
MALAYSIA	6.806.972	8.125.229	19,37	45.303.888	58.276.724	28,64
CAMBODIA	16.549.047	20.577.272	24,34	60.786.920	87.690.062	44,26
BRUNEI DARUSSALAM	34.709	51.567	48,57	324.359	462.202	42,50
LAO PEOPLE'S DEMOCRATIC REPUB	154	169	9,74	580	1.212	108,97
VIET NAM	1.821.222	1.287.317	-29,32	10.809.093	10.107.635	-6,49
INDIA	0	3.294	-	0	5.176	-
PAKISTAN	213.259	715	-99,66	901.799	3.386	-99,62
SRI LANKA	52.227	21.707	-58,44	918.950	299.675	-67,39
IRAN (ISLAMIC REPUBLIC OF)	0	27.231	-	0	298.344	-

TABEL 5. PERKEMBANGAN EKSPOR INDONESIA MENURUT KOMODITI DAN NEGARA TUJUAN

JENIS BARANG	BERAT BERSIH (KG)		PERUB	NILAI FOB (US \$)		PERUB
	JAN-SEP 2007	JAN-SEP 2008	%	JAN-SEP 2007	JAN-SEP 2008	%
	(1)	(2)	(3)	(4)	(5)	(6)
SAUDI ARABIA	96.361	127.254	32,06	1.582.205	1.489.145	-5,88
JORDAN	374.344	144.180	-61,48	1.434.735	582.447	-59,40
LEBANON	51.072	50.905	-,33	194.040	200.940	3,56
YEMEN	0	82	-	0	94	-
SYRIA ARAB REPUBLIC	0	742	-	0	5.712	-
TURKEY	2.492.239	1.551.388	-37,75	9.878.500	6.300.040	-36,22
UNITED ARAB EMIRATES	191.881	474.961	147,53	1.480.128	2.386.706	61,25
QATAR	2.434	4.531	86,15	24.278	42.098	73,40
BAHRAIN	0	946	-	0	18.852	-
CYPRUS	68	2.111	3004,41	1.540	38.640	2409,09
EGYPT	127.928	341.044	166,59	186.962	654.720	250,19
TUNISIA	52.115	19.805	-62,00	85.570	41.789	-51,16
ALGERIA	70.000	0	-100,00	101.500	0	-100,00
KENYA	0	134.318	-	0	384.358	-
NIGERIA	0	11	-	0	60	-
SOUTH AFRICA	40.473	80.279	98,35	34.771	43.415	24,86
AUSTRALIA	1.608.395	489.788	-69,55	5.383.294	2.068.786	-61,57
EAST TIMOR	0	211.373	-	0	2.611.871	-
UNITED STATES	3.527.760	5.038.147	42,81	12.421.782	15.897.613	27,98
CANADA	37.475	1.749	-95,33	193.174	33.581	-82,62
MEXICO	0	89	-	0	487	-
HONDURAS	26.515	0	-100,00	48.150	0	-100,00
NICARAGUA	72.202	23.374	-67,63	187.066	101.993	-45,48
PANAMA	16.197	8.528	-47,35	130.750	38.525	-70,54
SURINAME	920	0	-100,00	5.008	0	-100,00
CHILE	152	0	-100,00	574	0	-100,00
ARGENTINA	67	0	-100,00	2.502	0	-100,00
BRAZIL	129.833	99.343	-23,48	642.726	584.696	-9,03
COLOMBIA	0	960	-	0	14.573	-
BOLIVIA	5.010	5.353	6,85	56.400	57.575	2,08
PARAGUAY	257.174	353.310	37,38	2.812.788	2.475.101	-12,01
PERU	0	746	-	0	5.850	-
BAHAMAS	0	246	-	0	2.659	-
PUERTO RICO	594.022	882.000	48,48	891.040	1.228.536	37,88
DOMINICAN REPUBLIC	176.008	0	-100,00	2.917.916	0	-100,00
ARUBA	95	143	50,53	403	605	50,12
FRENCH POLYNESIA	0	249	-	0	1.173	-
NETHERLANDS ANTILLES	0	96	-	0	403	-
NORFOLK ISLANDS	0	118.800	-	0	5.940	-
UNITED KINGDOM	470	54.785	11556,38	7.410	157.970	2031,85
NETHERLANDS	1.103.172	709.634	-35,67	5.789.210	4.273.272	-26,19
FRANCE	39.683	335.819	746,25	55.945	270.182	382,94
GERMANY, FED. REP. OF	1.496.509	824.126	-44,93	6.980.442	3.957.221	-43,31
AUSTRIA	1.402	3.180	126,82	18.485	34.600	87,18
BELGIUM	1.424.490	2.780.323	95,18	5.628.327	9.785.224	73,86
SWITZERLAND	82.303	132.999	61,60	162.826	470.385	188,89
DENMARK	97.655	294.429	201,50	1.851.350	2.504.899	35,30
NORWAY	118.928	59	-99,95	350.844	2.267	-99,35
SWEDEN	0	54.673	-	0	434.902	-
IRELAND	0	2	-	0	7	-
ITALY	11.967	806.250	6637,28	48.208	2.243.550	4553,90
SPAIN	154.440	49.084	-68,22	2.139.078	380.524	-82,21
PORTUGAL	43.200	0	-100,00	184.086	0	-100,00
GREECE	0	87	-	0	619	-
HUNGARY	1.012	2.530	150,00	16.368	41.750	155,07
POLAND	216.594	63.316	-70,77	1.122.898	256.598	-77,15
ROMANIA	20.086	1.386	-93,10	102.888	22.680	-77,96
KAZAKHSTAN	19.800	0	-100,00	9.900	0	-100,00
UKRAINE	76.299	53.552	-29,81	62.900	58.371	-7,20
LITHUANIA	75	140.000	186566,67	1.992	56.000	2711,24
CZECH REPUBLIC	1.542	2.518	63,29	25.832	32.398	25,42
RUSSIA FEDERATION	1.215.730	1.724.855	41,88	1.704.774	1.644.057	-3,56
-DAGING TERNAK	3.532.339	3.394.816	-3,89	13.959.585	13.970.152	,08
JAPAN	4.741	37.126	683,08	53.356	159.054	198,10
HONG KONG	134.651	201.501	49,65	197.279	324.882	64,68
KOREA, REPUBLIC OF	25.848	33.893	31,12	209.000	211.043	,98
TAIWAN	0	26.464	-	0	25.040	-
SINGAPORE	17.762	17.140	-3,50	60.048	30.519	-49,18
PHILIPPINES	40.000	0	-100,00	10.000	0	-100,00
MALAYSIA	23.116	96.960	319,45	27.344	32.350	18,31
TURKEY	0	16.150	-	0	54.303	-
AUSTRALIA	0	20	-	0	28	-
UNITED STATES	3.294	0	-100,00	29.071	0	-100,00
CANADA	58.692	21.648	-63,12	295.200	109.498	-62,91
UNITED KINGDOM	1.521	0	-100,00	16.166	0	-100,00
NETHERLANDS	783.145	665.539	-15,02	3.192.234	2.957.033	-7,37
FRANCE	752.878	405.557	-46,13	3.343.523	1.900.281	-43,17

TABEL 5. PERKEMBANGAN EKSPOR INDONESIA MENURUT KOMODITI DAN NEGARA TUJUAN

JENIS BARANG	BERAT BERSIH (KG)		PERUB	NILAI FOB (US \$)		PERUB
	JAN-SEP 2007	JAN-SEP 2008	%	JAN-SEP 2007	JAN-SEP 2008	%
	(1)	(2)	(3)	(4)	(5)	(6)
BELGIUM	1.625.462	1.788.124	10,01	6.266.666	7.764.332	23,90
SWITZERLAND	47.079	45.330	-3,72	192.906	226.486	17,41
SPAIN	14.150	31.624	123,49	66.792	134.971	102,08
CROATIA	0	7.740	-	0	40.332	-
-DAGING UNGGAS	81.678	80.000	-2,05	50.384	85.500	69,70
HONG KONG	26.000	0	-100,00	7.800	0	-100,00
VIET NAM	0	80.000	-	0	85.500	-
UNITED STATES	55.650	0	-100,00	26.184	0	-100,00
CANADA	28	0	-100,00	16.400	0	-100,00
-IKAN OLAHAN	134.522.523	145.919.515	8,47	446.030.121	601.672.939	34,90
JAPAN	27.786.881	25.080.269	-9,74	89.928.848	107.498.849	19,54
HONG KONG	1.522.173	1.365.664	-10,28	8.570.333	8.124.838	-5,20
KOREA, REPUBLIC OF	2.955.257	6.663.999	125,50	3.953.815	14.779.963	273,82
TAIWAN	2.252.826	3.202.008	42,13	2.994.801	5.128.207	71,24
CHINA	1.734.241	1.238.045	-28,61	1.713.766	680.187	-60,31
THAILAND	5.478.140	4.168.110	-23,91	2.516.465	5.214.475	107,21
SINGAPORE	5.835.635	6.509.607	11,55	9.900.344	12.523.638	26,50
PHILIPPINES	82.080	171.606	109,07	116.819	243.706	108,62
MALAYSIA	4.613.134	4.714.698	2,20	6.523.727	9.521.105	45,95
CAMBODIA	12.943	60.011	363,66	4.175	18.037	332,02
BRUNEI DARUSSALAM	2.946	3.990	35,44	2.600	4.800	84,62
VIET NAM	879.662	851.749	-3,17	1.400.127	3.476.378	148,29
MALDIVES	1.851	2.644	42,84	2.977	5.384	80,85
BANGLADESH	380.000	0	-100,00	129.620	0	-100,00
SRI LANKA	4.582.959	4.393.182	-4,14	3.476.630	3.957.526	13,83
IRAN (ISLAMIC REPUBLIC OF)	40.000	0	-100,00	132.400	0	-100,00
SAUDI ARABIA	2.565.804	3.547.576	38,26	8.391.452	14.643.109	74,50
ISRAEL	0	273.269	-	0	591.016	-
KUWAIT	107.832	4.213	-96,09	188.037	36.508	-80,58
JORDAN	2.124.475	1.136.325	-46,51	6.095.461	4.255.364	-30,19
LEBANON	24.927	57.469	130,55	104.103	240.993	131,49
YEMEN	555.350	811.340	46,10	1.149.814	2.186.964	90,20
OMAN	106.920	50.000	-53,24	147.510	48.000	-67,46
SYRIA ARAB REPUBLIC	57.000	57.000	,00	105.750	113.733	7,55
TURKEY	0	13.808	-	0	57.108	-
UNITED ARAB EMIRATES	130.636	163.494	25,15	506.949	506.375	-,11
QATAR	29.983	1.090	-96,36	68.417	3.052	-95,54
CYPRUS	8.681	7.222	-16,81	27.497	19.941	-27,48
EGYPT	407.687	44.491	-89,09	769.124	148.020	-80,75
LIBYAN ARAB JAMAHIRIYA	2.955.778	2.073.407	-29,85	7.607.696	7.315.834	-3,84
MOROCCO	45.583	134.053	194,09	60.500	230.735	281,38
TUNISIA	0	119.567	-	0	405.077	-
ALGERIA	50.060	78.000	55,81	100.646	230.550	129,07
SUDAN	0	19.000	-	0	39.786	-
NAMIBIA	105.864	215.727	103,78	289.938	248.553	-14,27
TANZANIA, UNITED REPUBLIC OF	0	100.049	-	0	110.875	-
MADAGASCAR	31.000	62.000	100,00	28.000	99.600	255,71
KENYA	19.000	0	-100,00	36.567	0	-100,00
REUNION	77.464	88.105	13,74	397.983	367.713	-7,61
MOZAMBIQUE	0	15.499	-	0	16.930	-
EQUATORIAL GUINEA	77.500	77.500	,00	74.100	124.500	68,02
TOGO	201.445	191.190	-5,09	195.906	320.800	63,75
GHANA	2.502.090	1.738.801	-30,51	2.504.509	2.120.449	-15,33
LIBERIA	61.868	170.613	175,77	56.586	337.745	496,87
ANGOLA	112.022	432.084	285,71	108.218	686.682	534,54
CONGO	119.940	64.500	-46,22	116.200	118.400	1,89
CAMEROON	428.792	496.545	15,80	440.180	785.085	78,36
NIGERIA	41.850	287.498	586,97	41.000	556.674	1257,74
SIERRA LEONE	15.499	170.500	1000,07	22.050	263.800	1096,37
GABON	183.970	222.454	20,92	173.076	351.421	103,04
COTE D'IVOIRE	106.872	270.224	152,85	127.372	484.124	280,09
SENEGAL	114.184	15.042	-86,83	101.210	31.130	-69,24
MAURITANIA	0	18.000	-	0	40.320	-
BENIN	77.500	651.000	740,00	71.274	739.160	937,07
SAO TOME AND PRINCIPE	86.079	0	-100,00	74.988	0	-100,00
SOUTH AFRICA	346.246	478.831	38,29	690.318	961.115	39,23
ZIMBABWE	0	31.000	-	0	49.200	-
MALAWI	0	30.998	-	0	34.674	-
COMOROS	0	53.500	-	0	141.080	-
MAURITIUS	140.664	209.550	48,97	208.798	309.840	48,39
AUSTRALIA	1.314.563	1.331.412	1,28	5.058.289	5.678.029	12,25
NEW ZEALAND	119.385	35.516	-70,25	359.217	131.138	-63,49
MICRONESIA, FEDERATED STATES (0	12.653	-	0	24.775	-
GUAM	26.000	0	-100,00	20.800	0	-100,00
BRITISH INDIAN OCEAN TERRITORY	0	19.000	-	0	40.104	-
FIJI	115.495	0	-100,00	122.135	0	-100,00

TABEL 5. PERKEMBANGAN EKSPOR INDONESIA MENURUT KOMODITI DAN NEGARA TUJUAN

JENIS BARANG	BERAT BERSIH (KG)		PERUB	NILAI FOB (US \$)		PERUB
	JAN-SEP 2007	JAN-SEP 2008	%	JAN-SEP 2007	JAN-SEP 2008	%
(1)	(2)	(3)	(4)	(5)	(6)	(7)
SAMOA	18.156	164.832	807,87	16.910	200.300	1084,51
EAST TIMOR	39.999	709.397	1673,54	140.150	923.979	559,28
UNITED STATES	39.891.757	47.806.095	19,84	211.924.797	294.383.652	38,91
CANADA	1.900.528	1.274.746	-32,93	7.071.280	6.513.597	-7,89
MEXICO	453.953	483.903	6,60	1.403.429	1.569.029	11,80
PANAMA	19.628	11.000	-43,96	98.905	33.500	-66,13
SURINAME	16.194	0	-100,00	13.514	0	-100,00
CHILE	10.713	0	-100,00	6.113	0	-100,00
BOLIVIA	17.396	0	-100,00	59.857	0	-100,00
BAHAMAS	33.930	0	-100,00	116.604	0	-100,00
PUERTO RICO	342.471	422.174	23,27	1.519.472	2.382.586	56,80
DOMINICAN REPUBLIC	45.417	76.060	67,47	222.486	184.490	-17,08
EL SALVADOR	0	30.999	-	0	38.200	-
DOMINICA	3.262	0	-100,00	3.298	0	-100,00
MARTINIQUE	121.196	0	-100,00	342.002	0	-100,00
NETHERLANDS ANTILLES	0	28.023	-	0	112.570	-
UNITED KINGDOM	2.333.915	2.325.362	-,37	10.255.435	12.879.405	25,59
NETHERLANDS	1.815.214	4.088.391	125,23	6.036.030	18.244.565	202,26
FRANCE	1.124.440	1.171.345	4,17	1.680.972	2.908.621	73,03
GERMANY, FED. REP. OF	7.020.483	6.019.630	-14,26	15.456.216	17.749.128	14,83
AUSTRIA	15.857	32.736	106,45	34.360	96.120	179,74
BELGIUM	2.932.241	2.750.498	-6,20	14.623.790	14.158.964	-3,18
SWITZERLAND	0	28	-	0	64	-
DENMARK	294.811	131.379	-55,44	1.232.659	603.780	-51,02
SWEDEN	96.377	173.565	80,09	609.685	555.413	-8,90
FINLAND	17.660	20.000	13,25	45.303	256.000	465,08
IRELAND	10.468	216.018	1963,60	128.216	1.557.985	1115,13
ITALY	288.105	475.747	65,13	601.436	1.396.232	132,15
SPAIN	436.676	320.093	-26,70	1.727.343	1.457.225	-15,64
PORTUGAL	10.000	24.622	146,22	5.000	9.410	88,20
GREECE	15.363	60.129	291,39	37.919	262.897	593,31
DEMOCRATIC REPUBLIC OF THE CO	206.019	626.422	204,06	199.934	930.964	365,64
POLAND	178.075	53.779	-69,80	404.669	149.622	-63,03
BULGARIA	237.606	369.395	55,47	501.083	1.051.015	109,75
ALBANIA	0	15.345	-	0	62.100	-
AZERBAIJAN	46.500	0	-100,00	42.000	0	-100,00
UKRAINE	74.265	133.700	80,03	134.266	420.390	213,10
LITHUANIA	10.317	0	-100,00	78.535	0	-100,00
ESTONIA	6.920	48.000	593,64	33.100	299.640	805,26
CROATIA	20.000	129.922	549,61	62.150	389.566	526,82
SLOVAKIA	0	22.499	-	0	11.725	-
SLOVENIA	81.789	180.944	121,23	143.122	451.620	215,55
CZECH REPUBLIC	13.871	0	-100,00	78.940	0	-100,00
RUSSIA FEDERATION	564.215	1.016.040	80,08	930.024	2.005.411	115,63
-BERAS GILING	205.207	460.129	124,23	130.819	290.673	122,19
JAPAN	33.844	467	-98,62	9.625	447	-95,36
HONG KONG	246	16.173	6474,39	432	34.210	7818,98
KOREA, REPUBLIC OF	2	0	-100,00	2	0	-100,00
TAIWAN	0	173.200	-	0	69.673	-
SINGAPORE	68.499	139.000	102,92	60.442	108.575	79,64
MALAYSIA	102.254	124.439	21,70	60.059	73.382	22,18
SAUDI ARABIA	0	6.850	-	0	4.386	-
UNITED ARAB EMIRATES	2	0	-100,00	10	0	-100,00
SUDAN	312	0	-100,00	98	0	-100,00
FRANCE	9	0	-100,00	5	0	-100,00
AUSTRIA	39	0	-100,00	146	0	-100,00
-KOPI OLAHAN	99.876	128.020	28,18	227.568	448.102	96,91
JAPAN	634	1	-99,84	3.011	2	-99,93
HONG KONG	2.375	0	-100,00	2.500	0	-100,00
KOREA, REPUBLIC OF	3.525	0	-100,00	12.419	0	-100,00
TAIWAN	0	18.000	-	0	55.375	-
CHINA	10.430	0	-100,00	31.757	0	-100,00
THAILAND	49	0	-100,00	892	0	-100,00
SINGAPORE	69.025	18.009	-73,91	113.670	65.490	-42,39
PHILIPPINES	1.440	0	-100,00	7.500	0	-100,00
MALAYSIA	0	15.000	-	0	43.635	-
IRAN (ISLAMIC REPUBLIC OF)	11.000	0	-100,00	54.120	0	-100,00
JORDAN	0	16.200	-	0	72.775	-
LEBANON	0	8.310	-	0	22.050	-
UNITED STATES	1.398	36.000	2475,11	1.699	131.850	7660,45
BELGIUM	0	16.500	-	0	56.925	-
-TEH OLAHAN	24.254.935	10.110.176	-58,32	44.941.970	25.601.322	-43,03
JAPAN	455.203	148.545	-67,37	841.253	328.820	-60,91
HONG KONG	1.648	923	-43,99	15.010	6.491	-56,76
KOREA, REPUBLIC OF	6.509	3.927	-39,67	15.646	10.519	-32,77

TABEL 5. PERKEMBANGAN EKSPOR INDONESIA MENURUT KOMODITI DAN NEGARA TUJUAN

JENIS BARANG	BERAT BERSIH (KG)		PERUB	NILAI FOB (US \$)		PERUB
	JAN-SEP 2007	JAN-SEP 2008	%	JAN-SEP 2007	JAN-SEP 2008	%
	(1)	(2)	(3)	(4)	(5)	(6)
TAIWAN	421.506	416.867	-1,10	1.016.526	1.001.020	-1,53
CHINA	84.915	168.141	98,01	79.970	176.614	120,85
MONGOLIA	33.161	17.782	-46,38	169.282	102.223	-39,61
THAILAND	42.481	106.724	151,23	220.661	464.996	110,73
SINGAPORE	439.200	296.535	-32,48	1.435.707	1.183.006	-17,60
PHILIPPINES	56.465	174.956	209,85	352.711	809.416	129,48
MALAYSIA	2.565.131	1.311.560	-48,87	4.709.886	3.596.833	-23,63
CAMBODIA	7.347	7.010	-4,59	36.943	36.285	-1,78
BRUNEI DARUSSALAM	971	10.115	941,71	6.185	5.148	-16,77
VIET NAM	298.242	290.132	-2,72	1.347.476	1.366.433	1,41
INDIA	788.210	270.197	-65,72	1.167.100	228.726	-80,40
PAKISTAN	2.353.164	831.308	-64,67	3.713.403	1.456.795	-60,77
SRI LANKA	312.863	120.408	-61,51	515.469	202.023	-60,81
AFGHANISTAN	357.726	222.916	-37,69	458.170	327.661	-28,48
IRAN (ISLAMIC REPUBLIC OF)	66.140	100.140	51,41	105.028	176.777	68,31
SAUDI ARABIA	64.234	101.913	58,66	242.582	314.580	29,68
YEMEN	0	50.400	-	0	62.359	-
TURKEY	174.598	0	-100,00	242.669	0	-100,00
UNITED ARAB EMIRATES	620.190	360.650	-41,85	891.425	425.509	-52,27
EGYPT	353.080	102.660	-70,92	481.090	152.364	-68,33
KENYA	0	1	-	0	2	-
BENIN	432	0	-100,00	250	0	-100,00
AUSTRALIA	1.879.023	1.673.909	-10,92	7.354.711	7.434.631	1,09
NEW ZEALAND	456.551	434.888	-4,74	1.498.939	1.644.188	9,69
GUAM	1	0	-100,00	251	0	-100,00
FIJI	55.000	0	-100,00	77.770	0	-100,00
SAMOA	0	1.095	-	0	8.690	-
SOLOMON ISLANDS	2.956	2.862	-3,18	3.177	9.055	185,02
EAST TIMOR	0	23.105	-	0	25.267	-
UNITED STATES	2.691.423	980.067	-63,59	3.634.962	1.220.783	-66,42
CANADA	341.920	228.000	-33,32	401.117	228.967	-42,92
SURINAME	11.369	423	-96,28	79.011	1.656	-97,90
CHILE	166.960	0	-100,00	267.692	0	-100,00
BRAZIL	0	1.361	-	0	19.769	-
PUERTO RICO	540	540	,00	891	913	2,47
UNITED KINGDOM	3.264.157	380.135	-88,35	4.713.674	607.516	-87,11
NETHERLANDS	1.767.838	83.634	-95,27	2.668.952	136.363	-94,89
GERMANY, FED. REP. OF	471.771	240.850	-48,95	642.032	283.468	-55,85
AUSTRIA	28	0	-100,00	105	0	-100,00
SWEDEN	115	671	483,48	155	443	185,81
FINLAND	761.632	0	-100,00	1.189.963	0	-100,00
ITALY	595	0	-100,00	1.398	0	-100,00
POLAND	639.137	207.667	-67,51	1.148.120	587.189	-48,86
KYRGYZSTAN	49.180	24.480	-50,22	71.383	34.272	-51,99
UKRAINE	209.212	60.000	-71,32	229.514	86.940	-62,12
UZBEKISTAN	54.272	0	-100,00	89.006	0	-100,00
LATVIA	0	22.665	-	0	30.643	-
RUSSIA FEDERATION	1.927.839	630.014	-67,32	2.804.705	805.969	-71,26
-GULA PASIR	252.789	532.343	110,59	309.292	442.950	43,21
JAPAN	4.957	31.746	540,43	28.912	41.228	42,60
HONG KONG	11.803	11.655	-1,25	19.906	22.317	12,11
KOREA, REPUBLIC OF	1.933	0	-100,00	5.380	0	-100,00
TAIWAN	0	74	-	0	82	-
THAILAND	0	1.781	-	0	3.656	-
SINGAPORE	18.732	2.332	-87,55	18.954	3.180	-83,22
PHILIPPINES	63	0	-100,00	387	0	-100,00
MALAYSIA	44.560	262.674	489,48	29.621	59.329	100,29
SAUDI ARABIA	0	1.500	-	0	892	-
JORDAN	0	1.427	-	0	3.012	-
AUSTRALIA	18.102	21.005	16,04	37.862	96.484	154,83
TONGA	1.594	45	-97,18	1.590	36	-97,74
UNITED STATES	13.538	42.926	217,08	51.613	85.817	66,27
CANADA	122.791	147.978	20,51	77.260	115.062	48,93
NETHERLANDS	14.355	7.200	-49,84	32.170	11.855	-63,15
SPAIN	361	0	-100,00	5.637	0	-100,00
-GULA LAINNYA	5.664.805	7.964.176	40,59	3.673.685	5.378.966	46,42
JAPAN	128.613	109.608	-14,78	85.908	76.951	-10,43
HONG KONG	195.003	52.588	-73,03	190.805	70.731	-62,93
KOREA, REPUBLIC OF	2.458	121.723	4852,12	6.083	94.025	1445,70
TAIWAN	1.000	165	-83,50	500	102	-79,60
CHINA	222.000	1.019.180	359,09	110.739	576.876	420,93
PAPUA NEW GUINEA	304	18.784	6078,95	2.996	19.508	551,13
THAILAND	727.487	515.556	-29,13	434.874	284.926	-34,48
SINGAPORE	630.809	1.034.025	63,92	427.614	883.160	106,53
PHILIPPINES	129.732	72.036	-44,47	62.493	95.530	52,87
MALAYSIA	626.930	457.613	-27,01	347.073	427.314	23,12

TABEL 5. PERKEMBANGAN EKSPOR INDONESIA MENURUT KOMODITI DAN NEGARA TUJUAN

JENIS BARANG	BERAT BERSIH (KG)		PERUB	NILAI FOB (US \$)		PERUB
	JAN-SEP 2007	JAN-SEP 2008	%	JAN-SEP 2007	JAN-SEP 2008	%
(1)	(2)	(3)	(4)	(5)	(6)	(7)
CAMBODIA	900	0	-100,00	1.440	0	-100,00
BRUNEI DARUSSALAM	1.139	4.289	276,56	7.985	11.549	44,63
VIET NAM	574.531	2.241.435	290,13	295.657	1.300.830	339,98
MALDIVES	32.167	51.153	59,02	14.812	18.082	22,08
INDIA	728.023	12.136	-98,33	721.038	25.959	-96,40
PAKISTAN	2.246	5.420	141,32	3.585	10.801	201,28
BANGLADESH	0	1.000	-	0	1.574	-
SAUDI ARABIA	31.035	21.639	-30,28	18.446	17.201	-6,75
ISRAEL	0	9.250	-	0	5.365	-
KUWAIT	37.045	0	-100,00	14.470	0	-100,00
SYRIA ARAB REPUBLIC	0	49.517	-	0	28.080	-
TURKEY	199.000	181.344	-8,87	93.842	100.751	7,36
UNITED ARAB EMIRATES	57.000	0	-100,00	25.881	0	-100,00
BENIN	1.645	0	-100,00	950	0	-100,00
SOUTH AFRICA	18.500	69.433	275,31	9.003	41.311	358,86
AUSTRALIA	364.097	238.803	-34,41	247.380	167.649	-32,23
NEW ZEALAND	267.500	201.567	-24,65	125.560	141.798	12,93
VANUATU	0	7.239	-	0	11.425	-
AMERICAN SAMOA	5.007	2.018	-59,70	9.356	2.716	-70,97
COOK ISLANDS	4.734	0	-100,00	5.884	0	-100,00
FIJI	0	164	-	0	500	-
SAMOA	421	479	13,78	317	1.540	385,80
TONGA	36.769	1.114	-96,97	28.642	1.099	-96,16
EAST TIMOR	0	9.885	-	0	7.132	-
UNITED STATES	311.037	772.218	148,27	161.911	561.400	246,73
CANADA	24.700	25.121	1,70	12.618	13.775	9,17
SURINAME	67	204	204,48	555	800	44,14
UNITED KINGDOM	70.750	63.750	-9,89	41.196	35.076	-14,86
NETHERLANDS	47.039	49.249	4,70	82.958	48.194	-41,91
AUSTRIA	17	0	-100,00	220	0	-100,00
SWITZERLAND	100	130	30,00	479	295	-38,41
NORWAY	148.000	284.500	92,23	65.430	161.438	146,73
SPAIN	37.000	259.841	602,27	14.985	133.503	790,91
-MAKANAN OLAHAN LAINNYA	241.019.186	272.604.759	13,11	387.644.473	533.012.117	37,50
JAPAN	14.342.172	7.915.652	-44,81	15.400.655	18.147.347	17,83
HONG KONG	5.493.070	5.801.346	5,61	25.649.730	30.732.598	19,82
KOREA, DEMOCRATIC PEOPLE'S REI	30.205	31.819	5,34	26.879	40.462	50,53
KOREA, REPUBLIC OF	4.026.855	4.308.488	6,99	4.363.694	6.683.925	53,17
TAIWAN	17.052.737	13.993.256	-17,94	22.446.883	22.408.720	-,17
CHINA	9.132.479	2.560.357	-71,96	7.825.866	6.397.516	-18,25
MONGOLIA	39.697	59.417	49,68	61.204	85.211	39,22
MACAU	4.872	12.703	160,73	232.555	531.027	128,34
PAPUA NEW GUINEA	1.906.537	1.852.939	-2,81	2.428.341	2.867.976	18,10
THAILAND	8.181.755	9.746.056	19,12	15.338.816	20.823.503	35,76
SINGAPORE	15.099.807	12.522.285	-17,07	40.937.954	74.422.037	81,79
PHILIPPINES	28.634.276	30.078.876	5,05	45.644.799	50.674.815	11,02
MALAYSIA	41.770.678	44.721.941	7,07	49.418.042	65.576.294	32,70
MYANMAR (FORM. BURMA)	107.542	174.796	62,54	374.805	366.348	-2,26
CAMBODIA	42.269	34.930	-17,36	325.199	72.435	-77,73
BRUNEI DARUSSALAM	2.672.520	2.490.199	-6,82	3.959.126	4.622.392	16,75
LAO PEOPLE'S DEMOCRATIC REPUB	0	51.300	-	0	280.630	-
NEPAL	18.192	61.797	239,69	20.360	91.304	348,45
VIET NAM	6.937.958	10.105.753	45,66	13.191.533	23.453.733	77,79
MALDIVES	898.076	819.510	-8,75	1.178.421	1.372.197	16,44
INDIA	1.242.382	1.529.338	23,10	1.533.494	2.479.008	61,66
PAKISTAN	758.475	1.023.133	34,89	1.382.523	2.734.420	97,78
BANGLADESH	418.334	582.635	39,28	476.408	915.957	92,26
SRI LANKA	323.209	317.116	-1,89	467.490	562.563	20,34
AFGHANISTAN	141.900	79.688	-43,84	241.269	215.319	-10,76
IRAN (ISLAMIC REPUBLIC OF)	93.228	13.243	-85,80	122.085	40.487	-66,84
SAUDI ARABIA	10.638.664	9.713.288	-8,70	19.329.068	20.945.157	8,36
ISRAEL	0	762.073	-	0	1.168.464	-
KUWAIT	981.259	451.499	-53,99	1.571.688	977.988	-37,77
JORDAN	1.236.894	2.511.560	103,05	2.068.424	4.460.783	115,66
LEBANON	245.255	243.686	-,64	586.316	633.405	8,03
YEMEN	491.150	392.559	-20,07	621.162	501.160	-19,32
OMAN	157.103	138.127	-12,08	254.213	241.197	-5,12
SYRIA ARAB REPUBLIC	174.309	86.341	-50,47	114.449	82.460	-27,95
TURKEY	556.563	556.687	,02	518.085	570.829	10,18
UNITED ARAB EMIRATES	4.901.093	4.755.333	-2,97	7.234.229	8.888.368	22,87
QATAR	289.766	181.849	-37,24	418.570	367.009	-12,32
BAHRAIN	371.292	347.134	-6,51	463.860	614.302	32,43
CYPRUS	35.123	25.695	-26,84	48.331	42.145	-12,80
EGYPT	303.491	382.976	26,19	500.738	660.173	31,84
LIBYAN ARAB JAMAHIRIYA	85.167	222.654	161,43	149.106	500.062	235,37
MOROCCO	271.238	40.424	-85,10	182.811	54.598	-70,13
TUNISIA	26.320	0	-100,00	31.293	0	-100,00

TABEL 5. PERKEMBANGAN EKSPOR INDONESIA MENURUT KOMODITI DAN NEGARA TUJUAN

JENIS BARANG	BERAT BERSIH (KG)		PERUB	NILAI FOB (US \$)		PERUB
	JAN-SEP 2007	JAN-SEP 2008	%	JAN-SEP 2007	JAN-SEP 2008	%
	(1)	(2)	(3)	(4)	(5)	(6)
ALGERIA	439.648	186.612	-57,55	174.595	212.022	21,44
SUDAN	29.377	5.217	-82,24	66.333	14.802	-77,69
NAMIBIA	6.240	20.430	227,40	8.520	32.055	276,23
TANZANIA, UNITED REPUBLIC OF	66.766	120.457	80,42	80.058	127.246	58,94
MADAGASCAR	124.856	255.993	105,03	154.124	297.904	93,29
KENYA	156.843	390.703	149,10	212.736	746.162	250,75
REUNION	0	13.038	-	0	28.546	-
TOGO	35.843	5.520	-84,60	43.238	6.900	-84,04
GHANA	213.640	411.827	92,77	299.166	730.470	144,17
GUINEA	93.350	185.130	98,32	168.295	515.748	206,45
ANGOLA	107.147	242.978	126,77	134.667	307.110	128,05
CONGO	19.440	0	-100,00	25.313	0	-100,00
CAMEROON	102.071	117.877	15,49	98.987	146.282	47,78
NIGERIA	3.178.575	6.839.222	115,17	6.833.888	13.600.411	99,01
SIERRA LEONE	0	13.944	-	0	53.063	-
COTE D'IVOIRE	0	3.835	-	0	12.450	-
SENEGAL	25.632	17.812	-30,51	33.721	26.561	-21,23
MAURITANIA	0	13.794	-	0	34.856	-
MALI	6.653	38.440	477,78	74.844	248.510	232,04
BENIN	484.722	313.979	-35,22	1.133.047	704.001	-37,87
GAMBIA	9.189	5.634	-38,69	36.726	14.757	-59,82
SEYCHELLES	59.477	61.440	3,30	147.209	154.219	4,76
UGANDA	41.972	5.189	-87,64	55.410	15.793	-71,50
NIGER	0	53.632	-	0	39.477	-
DJIBOUTI	520	0	-100,00	1.613	0	-100,00
SAO TOME AND PRINCIPE	0	9.848	-	0	18.107	-
SOUTH AFRICA	1.528.502	1.918.882	25,54	2.146.218	3.181.327	48,23
ZIMBABWE	0	11.749	-	0	15.534	-
MALAWI	0	8.539	-	0	14.562	-
COMOROS	3.382	1.023	-69,75	6.409	3.922	-38,80
MAURITIUS	519.352	433.824	-16,47	729.319	791.903	8,58
ZAIRE	0	101	-	0	353	-
AUSTRALIA	9.714.037	12.053.433	24,08	15.643.491	24.686.734	57,81
NEW ZEALAND	1.812.531	2.502.105	38,04	3.063.689	4.399.270	43,59
MICRONESIA, FEDERATED STATES (67.607	79.375	17,41	100.319	111.961	11,60
GUAM	2.955	7.760	162,61	29.161	82.306	182,25
PALAU	0	1.733	-	0	9.013	-
NAURU	0	5.674	-	0	9.568	-
NEW CALEDONIA	43.174	75.048	73,83	70.202	154.025	119,40
NORTHERN MARIANA ISLANDS	0	3.386	-	0	7.591	-
VANUATU	158.410	125.079	-21,04	211.350	224.864	6,39
AMERICAN SAMOA	46.981	87.965	87,24	66.623	159.475	139,37
COOK ISLANDS	7.455	17.351	132,74	9.756	31.859	226,56
FIJI	365.070	529.588	45,06	571.793	1.018.758	78,17
KIRIBATI	6.971	41.617	497,00	7.405	84.342	1038,99
MARSHALL ISLANDS	29.596	4.839	-83,65	32.715	14.063	-57,01
SAMOA	153.054	155.707	1,73	233.777	284.578	21,73
SOLOMON ISLANDS	306.607	641.520	109,23	472.503	946.931	100,41
TONGA	579.721	748.193	29,06	661.159	1.001.969	51,55
TUVALU	12.597	18.566	47,38	19.280	36.812	90,93
EAST TIMOR	76.600	10.294.354	13339,10	108.605	7.765.776	7050,48
UNITED STATES	18.012.698	28.161.537	56,34	37.364.559	47.014.595	25,83
CANADA	1.521.135	2.332.310	53,33	2.589.043	3.503.714	35,33
MEXICO	432.697	1.030.013	138,04	1.191.401	2.229.077	87,10
GUATEMALA	8.000	26.474	230,93	2.000	28.876	1343,80
PANAMA	11.000	13.317	21,06	7.903	21.583	173,10
CUBA	9.317	0	-100,00	28.804	0	-100,00
SURINAME	116.121	154.746	33,26	227.897	284.381	24,78
CHILE	29.241	76.545	161,77	127.511	412.297	223,34
VENEZUELA	33.728	72.838	115,96	73.115	58.450	-20,06
ARGENTINA	38.036	20.982	-44,84	17.000	20.829	22,52
BRAZIL	465.795	397.098	-14,75	197.662	244.393	23,64
COLOMBIA	67.599	57.344	-15,17	181.891	142.205	-21,82
URUGUAY	3.928	19.430	394,65	10.475	54.391	419,25
TRINIDAD AND TOBAGO	6.460	16.314	152,54	23.875	34.927	46,29
JAMAICA	38.736	9.059	-76,61	25.722	25.353	-1,43
PUERTO RICO	122.013	393.836	222,78	271.290	606.196	123,45
DOMINICAN REPUBLIC	259.402	199.860	-22,95	89.260	97.199	8,89
COSTA RICA	47.528	56.999	19,93	38.650	53.250	37,77
BARBADOS	4.635	4.189	-9,62	12.231	12.014	-1,77
DOMINICA	9.956	34.000	241,50	10.066	10.400	3,32
FRENCH POLYNESIA	65.592	74.943	14,26	127.115	187.657	47,63
NETHERLANDS ANTILLES	25	99	296,00	224	808	260,71
UNITED KINGDOM	937.408	1.374.535	46,63	2.460.355	3.731.967	51,68
NETHERLANDS	12.564.429	15.094.978	20,14	11.875.593	14.756.832	24,26
FRANCE	275.768	499.698	81,20	474.254	963.883	103,24
GERMANY, FED. REP. OF	592.582	967.194	63,22	1.819.154	2.362.358	29,86
AUSTRIA	63.279	121.275	91,65	213.108	472.850	121,88

TABEL 5. PERKEMBANGAN EKSPOR INDONESIA MENURUT KOMODITI DAN NEGARA TUJUAN

JENIS BARANG	BERAT BERSIH (KG)		PERUB	NILAI FOB (US \$)		PERUB
	JAN-SEP 2007	JAN-SEP 2008	%	JAN-SEP 2007	JAN-SEP 2008	%
(1)	(2)	(3)	(4)	(5)	(6)	(7)
BELGIUM	124.549	285.258	129,03	143.588	1.247.774	769,00
SWITZERLAND	9.758	9.833	,77	17.223	22.896	32,94
DENMARK	16.920	2.576	-84,78	36.698	20.823	-43,26
NORWAY	109.621	49.043	-55,26	185.961	114.126	-38,63
SWEDEN	235.614	1.209.968	413,54	204.210	1.279.978	526,79
FINLAND	380.900	2.628.413	590,05	504.354	4.049.487	702,91
IRELAND	0	215	-	0	1.013	-
ITALY	97.892	145.077	48,20	1.133.983	1.024.589	-9,65
SPAIN	1.311.356	3.469.760	164,59	1.581.342	3.759.472	137,74
PORTUGAL	71.348	518.434	626,63	57.582	452.038	685,03
GREECE	38.255	90.688	137,06	57.978	179.766	210,06
DEMOCRATIC REPUBLIC OF THE CO	129.858	169.190	30,29	174.575	230.917	32,27
HUNGARY	1.226	15.089	1130,75	8.136	45.583	460,26
POLAND	138.192	83.882	-39,30	211.537	262.377	24,03
ROMANIA	9.271	17.413	87,82	5.547	27.801	401,19
BULGARIA	53.251	92.387	73,49	291.356	263.400	-9,60
YUGOSLAVIA	0	24.872	-	0	57.869	-
ARMENIA	6.688	0	-100,00	14.828	0	-100,00
BELARUS	0	20.160	-	0	42.480	-
KAZAKHSTAN	4.368	8.736	100,00	8.710	18.408	111,34
UKRAINE	122.022	120.310	-1,40	113.576	122.819	8,14
UZBEKISTAN	38	0	-100,00	28	0	-100,00
LITHUANIA	269.922	319.467	18,36	250.340	391.812	56,51
LATVIA	276.744	37.280	-86,53	448.733	74.941	-83,30
ESTONIA	75.688	106.255	40,39	99.157	161.042	62,41
GEORGIA	3.660	8.001	118,61	10.735	12.798	19,22
CROATIA	64.397	84.223	30,79	145.770	150.949	3,55
MALTA	252.912	159.277	-37,02	352.380	279.614	-20,65
SLOVAKIA	163	707	333,74	779	3.903	401,03
SLOVENIA	0	27.456	-	0	118.969	-
CZECH REPUBLIC	518.198	384.422	-25,82	532.397	418.373	-21,42
RUSSIA FEDERATION	188.792	506.334	168,20	486.074	414.343	-14,76
SEMEN	4.803.319.294	3.465.980.423	-27,84	145.570.239	124.260.307	-14,64
JAPAN	35.575.814	10.933.064	-69,27	1.614.655	727.765	-54,93
HONG KONG	149.128	1.336.000	795,87	28.003	130.113	364,64
TAIWAN	16.288.674	16.652.000	2,23	1.220.338	1.288.559	5,59
THAILAND	0	449	-	0	40	-
SINGAPORE	147.377.043	80.461.118	-45,40	3.912.059	2.719.948	-30,47
PHILIPPINES	380.249	396.000	4,14	34.784	37.548	7,95
MALAYSIA	364.090.526	325.911.795	-10,49	10.326.558	11.180.118	8,27
MYANMAR (FORM. BURMA)	0	149.000	-	0	21.455	-
BRUNEI DARUSSALAM	124.240.178	128.996.980	3,83	3.106.074	3.066.177	-1,28
VIET NAM	59.669.481	19.587.567	-67,17	1.578.540	1.285.432	-18,57
MALDIVES	31.829.192	48.600.000	52,69	1.227.457	2.219.432	80,82
INDIA	100.330.472	220.000	-99,78	2.639.296	20.236	-99,23
PAKISTAN	1.946	336	-82,73	3.617	1.276	-64,72
BANGLADESH	565.960.207	520.985.509	-7,95	13.933.381	14.339.407	2,91
SRI LANKA	530.351.201	836.244.259	57,68	18.699.496	35.001.697	87,18
KUWAIT	140.369.713	0	-100,00	5.098.106	0	-100,00
YEMEN	13.453.583	0	-100,00	485.138	0	-100,00
OMAN	48.229.727	0	-100,00	1.615.696	0	-100,00
UNITED ARAB EMIRATES	103.913.214	3.000.084	-97,11	2.985.546	124.545	-95,83
QATAR	0	36.300.000	-	0	1.598.900	-
BAHRAIN	20.684.737	0	-100,00	501.616	0	-100,00
SUDAN	0	3.000.000	-	0	159.000	-
TANZANIA, UNITED REPUBLIC OF	40.600.663	164.786.123	305,87	1.142.097	5.240.980	358,89
MADAGASCAR	136.915.387	62.154.287	-54,60	5.021.165	2.431.515	-51,57
REUNION	0	10	-	0	9	-
MOZAMBIQUE	208.691.186	116.850.360	-44,01	5.811.635	3.881.102	-33,22
TOGO	180.807.298	124.711.365	-31,03	5.032.823	3.928.436	-21,94
GHANA	881.696.482	506.632.575	-42,54	24.510.492	16.119.118	-34,24
NIGERIA	176.983.899	0	-100,00	6.594.767	0	-100,00
SIERRA LEONE	124.500.000	0	-100,00	3.449.985	0	-100,00
COTE D'IVOIRE	36.801.143	0	-100,00	1.054.353	0	-100,00
BENIN	150.000.000	0	-100,00	4.176.000	0	-100,00
SEYCHELLES	12.500.000	10.306.710	-17,55	446.293	767.589	71,99
DJIBOUTI	7.500.000	0	-100,00	322.500	0	-100,00
COMOROS	5.207.271	0	-100,00	331.636	0	-100,00
MAURITIUS	296.128.568	127.480.985	-56,95	10.785.987	5.608.339	-48,00
AUSTRALIA	174.178.633	196.676.014	12,92	5.237.639	6.087.121	16,22
NEW ZEALAND	740.000	117.849	-84,07	83.488	15.715	-81,18
PALAU	0	305	-	0	253	-
VANUATU	4.030.000	5.260.500	30,53	166.393	245.799	47,72
AMERICAN SAMOA	6.550.000	7.090.000	8,24	274.427	345.004	25,72
KIRIBATI	0	112.000	-	0	8.064	-
SAMOA	9.500.000	9.982.000	5,07	392.268	466.091	18,82
SOLOMON ISLANDS	580.000	1.820.100	213,81	23.956	89.937	275,43

TABEL 5. PERKEMBANGAN EKSPOR INDONESIA MENURUT KOMODITI DAN NEGARA TUJUAN

JENIS BARANG	BERAT BERSIH (KG)		PERUB	NILAI FOB (US \$)		PERUB
	JAN-SEP 2007	JAN-SEP 2008	%	JAN-SEP 2007	JAN-SEP 2008	%
	(1)	(2)	(3)	(4)	(5)	(6)
TONGA	660.000	1.368.560	107,36	27.272	67.410	147,18
CHRISTMAS ISLANDS	351.000	0	-100,00	14.926	0	-100,00
EAST TIMOR	51.388	28.614.265	55582,78	2.759	1.816.902	65753,64
UNITED STATES	0	127	-	0	679	-
MEXICO	0	17.592.743	-	0	686.116	-
BAHAMAS	12.949.179	0	-100,00	301.456	0	-100,00
FRENCH POLYNESIA	32.500.500	34.077.500	4,85	1.353.557	1.566.288	15,72
UNITED KINGDOM	1.611	0	-100,00	1.995	0	-100,00
FRANCE	0	328	-	0	327	-
GERMANY, FED. REP. OF	0	2.146	-	0	65	-
SWEDEN	0	17.569.023	-	0	962.174	-
GREECE	1	0	-100,00	10	0	-100,00
SLOVAKIA	0	387	-	0	3.626	-
-DARI ROTAN	9.444.571	5.102.001	-45,98	22.823.422	14.248.860	-37,57
JAPAN	338.168	231.446	-31,56	1.569.331	1.141.636	-27,25
HONG KONG	10.871	0	-100,00	50.599	0	-100,00
KOREA, REPUBLIC OF	735.583	782.893	6,43	1.727.727	1.857.998	7,54
TAIWAN	52.949	36.835	-30,43	135.749	93.595	-31,05
CHINA	17.926	1.548	-91,36	87.107	2.693	-96,91
PAPUA NEW GUINEA	238	2.450	929,41	511	2.266	343,44
THAILAND	5.026	2.842	-43,45	10.265	6.138	-40,20
SINGAPORE	4.955	3.180	-35,82	8.405	6.321	-24,79
PHILIPPINES	20.639	0	-100,00	3.509	0	-100,00
MALAYSIA	6.649	10.007	50,50	8.160	33.120	305,88
BRUNEI DARUSSALAM	1.214	1.357	11,78	2.758	2.397	-13,09
VIET NAM	15.695	10.192	-35,06	8.587	6.212	-27,66
MALDIVES	5.257	2.552	-51,46	13.344	19.678	47,47
INDIA	9.991	9.433	-5,59	10.596	49.854	370,50
SRI LANKA	86	511	494,19	56	495	783,93
IRAN (ISLAMIC REPUBLIC OF)	88	1.534	1643,18	361	807	123,55
SAUDI ARABIA	0	178	-	0	587	-
ISRAEL	0	2.344	-	0	4.613	-
KUWAIT	71	305	329,58	225	6.466	2773,78
JORDAN	0	1.299	-	0	1.004	-
LEBANON	63	129	104,76	70	45	-35,71
OMAN	0	27	-	0	422	-
TURKEY	6.516	3.967	-39,12	24.852	7.170	-71,15
UNITED ARAB EMIRATES	2.279	4.733	107,68	20.085	42.642	112,31
BAHRAIN	0	321	-	0	203	-
CYPRUS	953	36	-96,22	2.290	44	-98,08
EGYPT	4.411	574	-86,99	8.793	597	-93,21
LIBYAN ARAB JAMAHIRIYA	722	0	-100,00	960	0	-100,00
MOROCCO	0	43	-	0	45	-
TUNISIA	0	22	-	0	46	-
ALGERIA	740	1.028	38,92	681	626	-8,08
SUDAN	0	103	-	0	300	-
NAMIBIA	36	0	-100,00	99	0	-100,00
ETHIOPIA	0	757	-	0	600	-
TANZANIA, UNITED REPUBLIC OF	0	1.694	-	0	8.729	-
MADAGASCAR	198	304	53,54	152	493	224,34
KENYA	0	4.000	-	0	8.000	-
REUNION	189.785	1.006	-99,47	580.377	679	-99,88
U.S. VIRGIN ISLANDS	1.540	0	-100,00	1.101	0	-100,00
SEYCHELLES	2.992	421	-85,93	1.917	728	-62,02
UGANDA	8	0	-100,00	64	0	-100,00
SOUTH AFRICA	39.436	5.134	-86,98	89.683	14.874	-83,41
MAURITIUS	1.577	732	-53,58	923	955	3,47
AUSTRALIA	171.233	166.731	-2,63	328.944	389.167	18,31
NEW ZEALAND	26.480	27.976	5,65	77.582	77.759	,23
NEW CALEDONIA	968	519	-46,38	965	1.175	21,76
VANUATU	767	0	-100,00	1.029	0	-100,00
BRITISH INDIAN OCEAN TERRITORY	2.253	0	-100,00	2.110	0	-100,00
COOK ISLANDS	1.322	0	-100,00	3.997	0	-100,00
FIJI	3.038	5.570	83,34	17.909	48.472	170,66
SOLOMON ISLANDS	0	17	-	0	48	-
UNITED STATES	1.328.784	724.799	-45,45	5.182.729	3.390.319	-34,58
CANADA	34.242	11.976	-65,03	129.460	30.475	-76,46
MEXICO	3.014.663	12.165	-99,60	5.725.141	11.915	-99,79
NICARAGUA	669	0	-100,00	502	0	-100,00
PANAMA	416	0	-100,00	490	0	-100,00
CHILE	5.181	160	-96,91	7.824	552	-92,94
VENEZUELA	221	26	-88,24	303	72	-76,24
ARGENTINA	2.789	493	-82,32	6.681	831	-87,56
BRAZIL	40.154	21.824	-45,65	100.549	82.403	-18,05
COLOMBIA	7.686	565	-92,65	22.636	601	-97,34
URUGUAY	1.696	7	-99,59	1.665	49	-97,06
PARAGUAY	0	38	-	0	78	-

TABEL 5. PERKEMBANGAN EKSPOR INDONESIA MENURUT KOMODITI DAN NEGARA TUJUAN

JENIS BARANG	BERAT BERSIH (KG)		PERUB	NILAI FOB (US \$)		PERUB
	JAN-SEP 2007	JAN-SEP 2008	%	JAN-SEP 2007	JAN-SEP 2008	%
(1)	(2)	(3)	(4)	(5)	(6)	(7)
BAHAMAS	0	23	-	0	23	-
JAMAICA	1.592	745	-53,20	3.429	1.038	-69,73
PUERTO RICO	447	2.021	352,13	988	5.671	473,99
DOMINICAN REPUBLIC	93	5.854	6194,62	107	9.149	8450,47
COSTA RICA	3.061	0	-100,00	5.301	0	-100,00
ANTIGUA AND BARBUDA	55	178	223,64	258	678	162,79
ANGUILLA	1.425	0	-100,00	2.632	0	-100,00
CAYMAN ISLANDS	2	0	-100,00	117	0	-100,00
FRENCH GUIANA	149	97	-34,90	136	376	176,47
FRENCH POLYNESIA	30.128	3.261	-89,18	17.273	4.771	-72,38
GRENADA	0	120	-	0	123	-
MARTINIQUE	5.465	802	-85,32	7.205	1.475	-79,53
NETHERLANDS ANTILLES	48	0	-100,00	703	0	-100,00
SAINT LUCIA	8.500	300	-96,47	2.454	1.581	-35,57
TURKS AND CAICOS ISLANDS	0	944	-	0	2.017	-
GADELOUPE	1.614	524	-67,53	4.941	1.410	-71,46
SAINT KITTS AND NEVIS	0	36	-	0	58	-
UNITED KINGDOM	330.410	1.321.384	299,92	881.180	2.238.331	154,02
NETHERLANDS	776.039	934.041	20,36	1.867.269	2.591.023	38,76
FRANCE	683.325	97.541	-85,73	1.265.699	266.870	-78,92
GERMANY, FED. REP. OF	772.154	224.628	-70,91	935.079	471.752	-49,55
AUSTRIA	89	233	161,80	229	319	39,30
BELGIUM	276.368	93.488	-66,17	688.921	290.654	-57,81
SWITZERLAND	9.040	1.379	-84,75	31.788	10.372	-67,37
DENMARK	21.505	26.904	25,11	77.000	89.241	15,90
NORWAY	1.207	2.484	105,80	3.784	9.804	159,09
SWEDEN	31.764	16.279	-48,75	173.814	115.474	-33,56
FINLAND	21.165	16.382	-22,60	117.351	182.167	55,23
IRELAND	6.628	5.298	-20,07	6.204	10.513	69,46
ITALY	152.882	138.037	-9,71	255.236	233.178	-8,64
SPAIN	69.726	35.716	-48,78	193.866	182.548	-5,84
PORTUGAL	30.270	6.303	-79,18	123.090	25.403	-79,36
GREECE	57.570	8.915	-84,51	98.811	24.526	-75,18
DEMOCRATIC REPUBLIC OF THE CO	1.945	0	-100,00	1.100	0	-100,00
HUNGARY	1.853	3.352	80,90	5.562	21.295	282,87
POLAND	13.159	4.151	-68,46	33.797	12.754	-62,26
ROMANIA	498	477	-4,22	330	1.809	448,18
BULGARIA	3.023	6.737	122,86	4.104	5.618	36,89
YUGOSLAVIA	0	6.389	-	0	7.036	-
KAZAKHSTAN	2.841	2.662	-6,30	8.167	7.671	-6,07
UKRAINE	103	2.428	2257,28	156	8.552	5382,05
UZBEKISTAN	273	0	-100,00	721	0	-100,00
LATVIA	0	42	-	0	181	-
ESTONIA	1.114	0	-100,00	1.762	0	-100,00
CROATIA	242	5.770	2284,30	277	11.910	4199,64
MALTA	1.196	40	-96,66	1.140	16	-98,60
SLOVENIA	4.253	625	-85,30	18.304	3.333	-81,79
CZECH REPUBLIC	750	24.668	3189,07	180	33.366	18436,67
RUSSIA FEDERATION	1.376	1.940	40,99	3.104	7.780	150,64
-DARI BAHAN LAINNYA	16.028.100	11.258.147	-29,76	30.336.622	30.681.166	1,14
JAPAN	1.193.076	990.851	-16,95	5.173.804	4.500.335	-13,02
HONG KONG	16.458	13.866	-15,75	38.314	37.701	-1,60
KOREA, DEMOCRATIC PEOPLE'S REI	2.579	177	-93,14	462	231	-50,00
KOREA, REPUBLIC OF	456.176	382.345	-16,18	895.819	896.905	,12
TAIWAN	977.385	837.725	-14,29	348.151	346.444	-,49
CHINA	1.319.139	314.646	-76,15	318.383	171.329	-46,19
MACAU	0	3	-	0	12	-
PAPUA NEW GUINEA	1.031	875	-15,13	2.053	1.481	-27,86
THAILAND	75.022	29.686	-60,43	112.112	74.941	-33,16
SINGAPORE	80.986	89.308	10,28	137.524	167.654	21,91
PHILIPPINES	7.343	5.481	-25,36	2.750	8.862	222,25
MALAYSIA	382.093	392.066	2,61	431.030	331.855	-23,01
CAMBODIA	4.268	3	-99,93	7.648	6	-99,92
BRUNEI DARUSSALAM	3.482	2.021	-41,96	2.460	3.205	30,28
LAO PEOPLE'S DEMOCRATIC REPUB	1	0	-100,00	33	0	-100,00
VIET NAM	66.456	162	-99,76	13.395	2.847	-78,75
MALDIVES	28.137	47.332	68,22	191.765	233.181	21,60
INDIA	25.540	55.572	117,59	49.284	82.142	66,67
PAKISTAN	8.497	0	-100,00	13.841	0	-100,00
SRI LANKA	19.993	12.379	-38,08	29.694	36.524	23,00
IRAN (ISLAMIC REPUBLIC OF)	19.354	56.405	191,44	54.085	67.753	25,27
SAUDI ARABIA	68.059	27.924	-58,97	31.213	24.815	-20,50
ISRAEL	0	22.895	-	0	40.310	-
KUWAIT	292	5.798	1885,62	1.747	20.576	1077,79
JORDAN	2.961	7.690	159,71	6.498	9.059	39,41
LEBANON	14.195	5.446	-61,63	12.269	10.809	-11,90
YEMEN	0	475	-	0	229	-

TABEL 5. PERKEMBANGAN EKSPOR INDONESIA MENURUT KOMODITI DAN NEGARA TUJUAN

JENIS BARANG	BERAT BERSIH (KG)		PERUB	NILAI FOB (US \$)		PERUB
	JAN-SEP 2007	JAN-SEP 2008	%	JAN-SEP 2007	JAN-SEP 2008	%
(1)	(2)	(3)	(4)	(5)	(6)	(7)
OMAN	323	1.327	310,84	262	1.280	388,55
SYRIA ARAB REPUBLIC	11.200	0	-100,00	1.238	0	-100,00
TURKEY	87.099	24.981	-71,32	173.023	50.940	-70,56
UNITED ARAB EMIRATES	71.257	47.838	-32,87	199.828	177.742	-11,05
QATAR	170	1.090	541,18	363	3.854	961,71
BAHRAIN	263	35.482	13391,25	805	19.525	2325,47
CYPRUS	27.901	7.523	-73,04	56.839	26.737	-52,96
EGYPT	9.271	40.747	339,51	8.818	63.682	622,18
LIBYAN ARAB JAMAHIRIYA	331	0	-100,00	440	0	-100,00
MOROCCO	9.691	891	-90,81	30.376	1.906	-93,73
TUNISIA	11.320	4.983	-55,98	28.196	12.013	-57,39
ALGERIA	30	0	-100,00	87	0	-100,00
ERITREA	280	0	-100,00	1.340	0	-100,00
NAMIBIA	179	883	393,30	490	1.988	305,71
TANZANIA, UNITED REPUBLIC OF	989	4.194	324,06	1.851	16.264	778,66
MADAGASCAR	2.470	4.825	95,34	1.908	7.076	270,86
KENYA	11.644	8.043	-30,93	29.589	4.891	-83,47
REUNION	48.069	77.676	61,59	75.197	197.062	162,06
MOZAMBIQUE	12	188	1466,67	24	173	620,83
BOTSWANA	127	120	-5,51	318	408	28,30
GUINEA	185	0	-100,00	1.307	0	-100,00
ANGOLA	327	822	151,38	2.140	439	-79,49
SIERRA LEONE	0	1.922	-	0	1.596	-
GABON	832	4.671	461,42	2.288	13.074	471,42
COTE D'IVOIRE	10.636	5.335	-49,84	14.987	9.483	-36,73
SENEGAL	1.344	3.121	132,22	2.308	3.861	67,29
BENIN	1.196	0	-100,00	3.073	0	-100,00
U.S. VIRGIN ISLANDS	701	0	-100,00	1.837	0	-100,00
SEYCHELLES	15.328	35.211	129,72	50.765	63.363	24,82
UGANDA	3	0	-100,00	19	0	-100,00
SOUTH AFRICA	123.670	81.144	-34,39	149.841	158.459	5,75
MAURITIUS	35.753	29.081	-18,66	78.239	90.607	15,81
VIRGIN ISLANDS (BRITISH)	949	6.083	540,99	6.241	10.950	75,45
AUSTRALIA	871.300	1.244.295	42,81	822.301	1.158.480	40,88
NEW ZEALAND	66.854	56.017	-16,21	124.138	134.224	8,12
MICRONESIA, FEDERATED STATES (0	1.006	-	0	5.138	-
GUAM	2.072	3.943	90,30	9.113	17.125	87,92
PALAU	22	732	3227,27	46	1.810	3834,78
NEW CALEDONIA	47.635	39.603	-16,86	80.090	78.994	-1,37
NORTHERN MARIANA ISLANDS	154	0	-100,00	470	0	-100,00
SAINT VINCENT AND THE GRENADIN	2.693	6.400	137,65	3.373	11.423	238,66
VANUATU	5.930	4.806	-18,95	18.985	6.771	-64,34
WALLIS AND FUTUNA ISLANDS	1.257	1.725	37,23	2.660	3.072	15,49
COOK ISLANDS	13.493	2.012	-85,09	17.824	13.469	-24,43
FIJI	8.614	15.302	77,64	42.612	65.006	52,55
SAMOA	699	1.230	75,97	2.003	3.709	85,17
TONGA	0	2.842	-	0	4.598	-
EAST TIMOR	0	2.404	-	0	1.878	-
UNITED STATES	5.236.422	1.859.532	-64,49	9.693.080	9.741.002	,49
CANADA	168.130	179.063	6,50	420.452	496.503	18,09
MEXICO	76.156	57.199	-24,89	288.846	168.867	-41,54
GUATEMALA	270	5.634	1986,67	1.479	7.431	402,43
HONDURAS	0	2.129	-	0	1.585	-
NICARAGUA	0	1.253	-	0	1.870	-
PANAMA	13.158	6.027	-54,20	22.794	27.748	21,73
CHILE	6.189	21.521	247,73	15.604	59.358	280,40
VENEZUELA	8.375	19.283	130,24	21.040	28.403	35,00
ARGENTINA	90.469	46.362	-48,75	164.181	119.666	-27,11
BRAZIL	78.913	96.895	22,79	151.928	220.602	45,20
COLOMBIA	58.471	27.686	-52,65	157.240	58.520	-62,78
BOLIVIA	406	0	-100,00	691	0	-100,00
URUGUAY	13.892	6.719	-51,63	40.925	33.242	-18,77
ECUADOR	107	0	-100,00	289	0	-100,00
PERU	135	7.664	5577,04	1.164	17.011	1361,43
TRINIDAD AND TOBAGO	502	886	76,49	3.456	3.826	10,71
BAHAMAS	9.156	21.190	131,43	19.326	32.597	68,67
JAMAICA	30.303	27.454	-9,40	48.740	31.233	-35,92
PUERTO RICO	5.298	5.331	,62	16.716	12.583	-24,72
BELIZE	2.379	933	-60,78	3.713	3.687	-,70
DOMINICAN REPUBLIC	25.444	35.764	40,56	43.274	114.805	165,30
EL SALVADOR	582	0	-100,00	298	0	-100,00
COSTA RICA	13.606	19.122	40,54	26.386	33.498	26,95
BARBADOS	4.164	6.099	46,47	3.337	10.650	219,15
ANTIGUA AND BARBUDA	3.389	7.225	113,19	7.155	23.681	230,97
ANGUILLA	1.764	0	-100,00	6.703	0	-100,00
ARUBA	837	5.277	530,47	1.488	14.771	892,67
BERMUDA	239	166	-30,54	585	792	35,38
CAYMAN ISLANDS	6.188	1.557	-74,84	3.020	1.169	-61,29

TABEL 5. PERKEMBANGAN EKSPOR INDONESIA MENURUT KOMODITI DAN NEGARA TUJUAN

JENIS BARANG	BERAT BERSIH (KG)		PERUB	NILAI FOB (US \$)		PERUB
	JAN-SEP 2007	JAN-SEP 2008	%	JAN-SEP 2007	JAN-SEP 2008	%
	(1)	(2)	(3)	(4)	(5)	(6)
DOMINICA	1.166	950	-18,52	2.164	3.547	63,91
FALKLAND ISLANDS (MALVINAS)	730	0	-100,00	956	0	-100,00
FRENCH GUIANA	3.955	11.135	181,54	6.955	34.395	394,54
FRENCH POLYNESIA	68.889	70.225	1,94	96.096	85.535	-10,99
GRENADA	11.372	2.912	-74,39	3.608	3.966	9,92
MARTINIQUE	20.743	18.655	-10,07	57.390	62.951	9,69
NETHERLANDS ANTILLES	3.412	5.488	60,84	7.511	24.660	228,32
SAINT LUCIA	360	526	46,11	8.422	1.800	-78,63
TURKS AND CAICOS ISLANDS	1.089	7.726	609,46	5.725	16.364	185,83
GAUDELLOUPE	18.256	22.113	21,13	70.290	65.103	-7,38
SAINT KITTS AND NEVIS	0	2.208	-	0	3.129	-
UNITED KINGDOM	344.992	317.307	-8,02	1.111.262	1.300.449	17,02
NETHERLANDS	374.913	422.354	12,65	1.014.768	1.146.428	12,97
FRANCE	745.969	574.664	-22,96	1.540.540	1.277.645	-17,07
GERMANY, FED. REP. OF	506.533	552.064	8,99	1.221.118	1.129.176	-7,53
AUSTRIA	9.045	15.588	72,34	32.295	33.475	3,65
BELGIUM	188.060	211.696	12,57	392.246	606.330	54,58
SWITZERLAND	19.724	11.107	-43,69	50.067	65.633	31,09
DENMARK	77.738	35.174	-54,75	210.993	196.049	-7,08
NORWAY	10.253	9.483	-7,51	27.714	27.163	-1,99
SWEDEN	21.284	22.115	3,90	65.366	37.044	-43,33
FINLAND	34.078	18.190	-46,62	68.340	70.090	2,56
IRELAND	50.498	14.508	-71,27	64.881	20.836	-67,89
ITALY	559.726	458.761	-18,04	1.310.946	1.170.745	-10,69
SPAIN	426.884	440.836	3,27	1.012.537	1.454.894	43,69
PORTUGAL	23.909	29.147	21,91	62.873	110.212	75,29
GREECE	134.067	108.728	-18,90	262.703	338.711	28,93
HUNGARY	25.507	30.401	19,19	52.789	65.880	24,80
POLAND	73.809	68.607	-7,05	79.941	116.749	46,04
ROMANIA	9.045	12.389	36,97	28.255	29.972	6,08
BULGARIA	31.306	19.358	-38,17	52.877	35.803	-32,29
YUGOSLAVIA	551	2.286	314,88	955	5.993	527,54
ALBANIA	0	57	-	0	90	-
KAZAKHSTAN	260	149	-42,69	366	418	14,21
UKRAINE	18.661	70.602	278,34	76.775	100.061	30,33
LITHUANIA	232	2.567	1006,47	1.018	2.347	130,55
LATVIA	0	122	-	0	315	-
ESTONIA	9.089	10.235	12,61	18.929	30.609	61,70
CROATIA	11.228	31.995	184,96	37.382	142.169	280,31
BOSNIA AND HERZEGOVINA	105	887	744,76	1.692	2.499	47,70
MALTA	11.191	12.587	12,47	37.066	29.956	-19,18
SLOVAKIA	1.222	21	-98,28	1.870	572	-69,41
SLOVENIA	7.810	6.702	-14,19	10.320	2.675	-74,08
CZECH REPUBLIC	1.674	1.373	-17,98	4.840	2.168	-55,21
SOUTH GEORGIA AND THE SOUTH S	0	243	-	0	208	-
REP. OF MACEDONIA	0	1.084	-	0	1.575	-
RUSSIA FEDERATION	37.025	23.222	-37,28	137.885	47.401	-65,62
-DARI ROTAN	98.365.764	106.977.504	8,75	244.733.325	240.349.160	-1,79
JAPAN	9.206.464	9.117.082	-97	25.355.919	26.003.905	2,56
HONG KONG	139.229	80.909	-41,89	599.694	269.369	-55,08
KOREA, REPUBLIC OF	814.458	830.188	1,93	1.285.238	1.716.365	33,54
TAIWAN	1.014.835	624.189	-38,49	1.510.784	1.092.578	-27,68
CHINA	742.230	432.282	-41,76	2.191.629	820.035	-62,58
MACAU	264	0	-100,00	57.300	0	-100,00
PAPUA NEW GUINEA	3.229	21.680	571,42	5.199	156.354	2907,39
THAILAND	125.389	132.065	5,32	466.185	401.745	-13,82
SINGAPORE	598.122	493.995	-17,41	1.033.994	1.691.875	63,63
PHILIPPINES	71.651	116.040	61,95	107.643	250.619	132,82
MALAYSIA	1.519.193	2.361.477	55,44	4.325.083	4.009.423	-7,30
MYANMAR (FORM. BURMA)	0	21	-	0	50	-
CAMBODIA	0	4.894	-	0	214.118	-
BRUNEI DARUSSALAM	8.701	52.035	498,03	12.836	54.864	327,42
VIET NAM	2.546	257.163	10000,67	10.163	1.821.669	17824,52
MALDIVES	62.813	136.566	117,42	141.631	388.763	174,49
INDIA	145.703	186.554	28,04	298.460	422.213	41,46
PAKISTAN	22.702	2.548	-88,78	32.577	3.224	-90,10
SRI LANKA	21.554	38.882	80,39	130.713	73.991	-43,39
IRAN (ISLAMIC REPUBLIC OF)	33.202	41.157	23,96	118.194	104.941	-11,21
SAUDI ARABIA	187.627	326.502	74,02	835.291	590.860	-29,26
ISRAEL	3.927	109.188	2680,44	8.744	187.309	2042,14
KUWAIT	163.487	251.762	54,00	319.357	514.327	61,05
JORDAN	36.993	77.141	108,53	59.757	231.462	287,34
LEBANON	162.033	261.869	61,61	443.819	725.800	63,54
YEMEN	3.077	15.570	406,01	3.555	15.594	338,65
OMAN	12.344	28.484	130,75	31.511	80.999	157,05
SYRIA ARAB REPUBLIC	944	53.402	5556,99	1.506	130.069	8536,72
TURKEY	631.958	622.839	-1,44	1.965.860	1.384.000	-29,60

TABEL 5. PERKEMBANGAN EKSPOR INDONESIA MENURUT KOMODITI DAN NEGARA TUJUAN

JENIS BARANG	BERAT BERSIH (KG)		PERUB	NILAI FOB (US \$)		PERUB
	JAN-SEP 2007	JAN-SEP 2008	%	JAN-SEP 2007	JAN-SEP 2008	%
(1)	(2)	(3)	(4)	(5)	(6)	(7)
UNITED ARAB EMIRATES	585.664	711.949	21,56	1.607.945	2.096.396	30,38
QATAR	39.944	82.363	106,20	219.763	642.610	192,41
BAHRAIN	36.210	52.703	45,55	114.839	197.674	72,13
CYPRUS	230.445	161.091	-30,10	842.396	634.256	-24,71
EGYPT	214.614	323.762	50,86	504.678	954.917	89,21
LIBYAN ARAB JAMAHIRIYA	17.974	33.474	86,24	12.150	41.754	243,65
MOROCCO	119.365	217.415	82,14	401.381	794.025	97,82
TUNISIA	10.686	12.537	17,32	41.139	61.955	50,60
ALGERIA	2.848	2.500	-12,22	7.870	6.856	-12,88
SUDAN	21.726	24.158	11,19	35.054	127.290	263,13
NAMIBIA	14.550	21.349	46,73	23.809	38.637	62,28
TANZANIA, UNITED REPUBLIC OF	10.132	66.669	558,00	10.322	75.432	630,79
MADAGASCAR	8.612	10.853	26,02	8.829	18.011	104,00
KENYA	8.283	19.816	139,24	23.067	36.306	57,39
REUNION	353.020	388.823	10,14	549.370	653.244	18,91
MOZAMBIQUE	19.570	2.099	-89,27	47.359	7.680	-83,78
BOTSWANA	231	304	31,60	578	1.030	78,20
EQUATORIAL GUINEA	0	3.601	-	0	15.098	-
GHANA	1.450	3.681	153,86	2.716	9.770	259,72
GUINEA	3.190	0	-100,00	7.872	0	-100,00
ANGOLA	9.357	35.154	275,70	25.122	43.025	71,26
CONGO	58.024	46.314	-20,18	60.600	56.125	-7,38
CAMEROON	0	13.252	-	0	34.704	-
NIGERIA	17.636	5.361	-69,60	22.959	81.960	256,98
SIERRA LEONE	0	3.279	-	0	2.722	-
GABON	5.471	0	-100,00	19.916	0	-100,00
COTE D'IVOIRE	18.794	35.716	90,04	17.120	49.494	189,10
SENEGAL	2.955	32.191	989,37	7.971	127.214	1495,96
MAURITANIA	239	0	-100,00	855	0	-100,00
BENIN	0	18.238	-	0	42.147	-
U.S. VIRGIN ISLANDS	10	163	1530,00	284	160	-43,66
SEYCHELLES	11.738	77.898	563,64	20.353	107.695	429,14
UGANDA	3.056	0	-100,00	12.815	0	-100,00
DJIBOUTI	0	4.438	-	0	18.547	-
SOUTH AFRICA	1.167.836	1.102.075	-5,63	2.907.433	3.159.919	8,68
ZIMBABWE	0	2.596	-	0	11.540	-
ZAMBIA	4.253	0	-100,00	14.907	0	-100,00
MAURITIUS	121.690	179.661	47,64	346.518	418.511	20,78
VIRGIN ISLANDS (BRITISH)	0	16.392	-	0	66.548	-
AUSTRALIA	2.560.676	3.512.670	37,18	5.617.058	7.266.224	29,36
NEW ZEALAND	314.886	364.466	15,75	633.791	804.572	26,95
GUAM	38.165	44.651	16,99	70.349	91.192	29,63
PALAU	0	3	-	0	15	-
NEW CALEDONIA	46.356	184.564	298,14	102.236	345.823	238,26
NORTHERN MARIANA ISLANDS	5.112	2.000	-60,88	8.361	5.232	-37,42
SAINT VINCENT AND THE GRENADIN	6.723	7.369	9,61	17.374	24.120	38,83
VANUATU	17.501	20.644	17,96	16.323	34.750	112,89
WALLIS AND FUTUNA ISLANDS	7.074	12.686	79,33	12.373	23.169	87,25
BRITISH INDIAN OCEAN TERRITORY	4.659	0	-100,00	9.462	0	-100,00
COOK ISLANDS	0	2.009	-	0	3.928	-
FIJI	15.434	42.873	177,78	57.190	204.350	257,32
SAMOA	5.566	2.711	-51,29	8.100	4.884	-39,70
SOLOMON ISLANDS	1.779	2.982	67,62	8.476	12.986	53,21
TONGA	513	8.216	1501,56	1.095	17.985	1542,47
EAST TIMOR	0	57.913	-	0	107.277	-
UNITED STATES	10.896.588	8.795.167	-19,29	35.118.883	29.057.237	-17,26
CANADA	726.402	1.426.434	96,37	1.939.975	2.426.757	25,09
MEXICO	583.333	529.283	-9,27	1.366.591	1.465.578	7,24
GUATEMALA	13.475	40.066	197,34	36.794	119.134	223,79
HONDURAS	0	6.743	-	0	18.732	-
NICARAGUA	4.013	3.691	-8,02	12.355	15.919	28,85
PANAMA	190.031	153.913	-19,01	435.857	343.949	-21,09
CUBA	11.551	0	-100,00	38.729	0	-100,00
SURINAME	39.653	59.391	49,78	64.464	102.950	59,70
CHILE	137.702	201.256	46,15	393.192	557.393	41,76
VENEZUELA	11.576	44.546	284,81	36.887	104.932	184,47
ARGENTINA	133.710	148.320	10,93	322.930	350.298	8,47
BRAZIL	195.881	312.571	59,57	460.203	826.724	79,64
COLOMBIA	172.416	69.191	-59,87	546.161	240.256	-56,01
BOLIVIA	1.353	7.369	444,64	2.736	18.279	568,09
URUGUAY	39.736	61.999	56,03	120.728	214.999	78,09
PARAGUAY	1.270	7.939	525,12	6.241	23.396	274,88
ECUADOR	34.727	78.564	126,23	139.023	350.143	151,86
PERU	83.991	105.867	26,05	227.015	286.017	25,99
GUYANA	0	2.882	-	0	2.945	-
TRINIDAD AND TOBAGO	27.979	13.745	-50,87	57.438	36.429	-36,58
BAHAMAS	10.591	431	-95,93	14.298	430	-96,99
JAMAICA	1.344	58.254	4234,38	4.594	222.589	4745,21

TABEL 5. PERKEMBANGAN EKSPOR INDONESIA MENURUT KOMODITI DAN NEGARA TUJUAN

JENIS BARANG	BERAT BERSIH (KG)		PERUB	NILAI FOB (US \$)		PERUB
	JAN-SEP 2007	JAN-SEP 2008	%	JAN-SEP 2007	JAN-SEP 2008	%
(1)	(2)	(3)	(4)	(5)	(6)	(7)
PUERTO RICO	69.560	59.844	-13,97	178.936	159.827	-10,68
BELIZE	4.478	6.795	51,74	12.070	35.210	191,71
DOMINICAN REPUBLIC	279.556	435.326	55,72	774.413	1.659.266	114,26
EL SALVADOR	9.666	4.287	-55,65	31.697	18.331	-42,17
COSTA RICA	102.929	118.188	14,82	203.063	456.795	124,95
HAITI	10.000	0	-100,00	7.885	0	-100,00
BARBADOS	11.598	19.923	71,78	36.308	83.550	130,11
ANTIGUA AND BARBUDA	33.888	20.353	-39,94	74.683	62.876	-15,81
ANGUILLA	476	9.473	1890,13	1.413	720	-49,04
ARUBA	28.445	34.213	20,28	34.093	160.578	371,00
BERMUDA	0	100	-	0	532	-
CAPE VERDE	4.806	0	-100,00	10.046	0	-100,00
CAYMAN ISLANDS	0	19.723	-	0	7.057	-
DOMINICA	21.700	52.370	141,34	65.449	165.203	152,41
FALKLAND ISLANDS (MALVINAS)	4.400	0	-100,00	5.742	0	-100,00
FRENCH GUIANA	47.804	24.449	-48,86	99.860	59.856	-40,06
FRENCH POLYNESIA	139.559	275.039	97,08	287.332	561.149	95,30
GRENADA	11.329	4.016	-64,55	35.784	14.343	-59,92
MARTINIQUE	203.573	88.648	-56,45	528.229	204.311	-61,32
NETHERLANDS ANTILLES	188.705	132.089	-30,00	408.032	409.495	,36
SAINT LUCIA	5.235	4.723	-9,78	16.601	18.806	13,28
TURKS AND CAICOS ISLANDS	189	16.738	8756,08	622	32.190	5075,24
GADELOUPE	198.343	134.755	-32,06	561.079	426.031	-24,07
SAINT KITTS AND NEVIS	0	4.141	-	0	6.591	-
UNITED KINGDOM	16.891.280	29.179.882	72,75	21.256.439	21.953.514	3,28
NETHERLANDS	4.642.175	4.104.517	-11,58	15.526.323	12.250.602	-21,10
FRANCE	4.046.551	3.564.569	-11,91	9.310.307	9.310.275	-,00
GERMANY, FED. REP. OF	12.217.551	9.870.978	-19,21	31.778.935	28.775.812	-9,45
AUSTRIA	189.018	53.954	-71,46	414.828	145.982	-64,81
BELGIUM	3.685.475	3.545.611	-3,80	11.550.396	12.303.336	6,52
SWITZERLAND	96.634	50.231	-48,02	309.466	232.046	-25,02
LUXEMBOURG	83	0	-100,00	94	0	-100,00
DENMARK	509.180	446.657	-12,28	1.718.446	2.024.869	17,83
NORWAY	175.860	156.800	-10,84	643.100	448.011	-30,34
SWEDEN	622.359	371.618	-40,29	1.595.129	1.127.966	-29,29
FINLAND	773.247	746.071	-3,51	2.099.311	2.205.764	5,07
IRELAND	499.740	299.738	-40,02	1.096.203	710.626	-35,17
ITALY	5.266.204	4.266.797	-18,98	13.119.780	11.703.722	-10,79
SPAIN	5.233.172	3.372.512	-35,56	14.780.783	9.834.185	-33,47
PORTUGAL	530.154	452.188	-14,71	1.314.137	1.250.150	-4,87
ICELAND	22.617	16.324	-27,82	39.797	42.903	7,80
GREECE	1.501.539	1.790.291	19,23	3.842.778	4.839.782	25,94
HUNGARY	306.871	224.789	-26,75	855.050	674.941	-21,06
POLAND	1.232.869	1.556.939	26,29	3.155.840	3.921.892	24,27
ROMANIA	357.518	575.417	60,95	885.320	1.510.979	70,67
BULGARIA	161.362	212.369	31,61	461.273	441.906	-4,20
YUGOSLAVIA	27.681	23.125	-16,46	49.346	60.265	22,13
ARMENIA	6.300	2.974	-52,79	9.074	8.880	-2,14
BELARUS	7.937	0	-100,00	24.101	0	-100,00
KAZAKHSTAN	42.402	27.699	-34,68	94.238	83.262	-11,65
KYRGYZSTAN	2.196	0	-100,00	4.974	0	-100,00
UKRAINE	547.858	853.163	55,73	1.410.011	2.471.201	75,26
UZBEKISTAN	8.247	2.665	-67,69	29.318	4.086	-86,06
LITHUANIA	33.793	119.099	252,44	94.422	296.890	214,43
LATVIA	195.176	286.463	46,77	497.081	885.784	78,20
ESTONIA	96.540	106.092	9,89	221.336	521.904	135,80
GEORGIA	6.683	21.880	227,40	17.905	42.414	136,88
CROATIA	226.591	142.633	-37,05	550.415	348.283	-36,72
BOSNIA AND HERZEGOVINA	0	232	-	0	940	-
MALTA	15.671	11.771	-24,89	99.085	41.651	-57,96
SLOVAKIA	42.690	711.201	1565,97	295.859	137.374	-53,57
SLOVENIA	310.673	337.888	8,76	734.426	813.332	10,74
CZECH REPUBLIC	112.478	89.240	-20,66	245.760	209.525	-14,74
REP. OF MACEDONIA	3.900	3.813	-2,23	12.805	11.935	-6,79
RUSSIA FEDERATION	1.145.236	1.132.383	-1,12	4.038.183	4.438.088	9,90
-DARI BAHAN LAINNYA	578.816.105	528.174.652	-8,75	1.222.484.926	1.245.622.469	1,89
JAPAN	67.867.877	69.132.716	1,86	114.798.177	125.035.689	8,92
HONG KONG	1.031.821	584.624	-43,34	1.995.261	1.975.683	-,98
KOREA, DEMOCRATIC PEOPLE'S REI	139	13.357	9509,35	25	11.656	46524,00
KOREA, REPUBLIC OF	11.092.273	10.356.942	-6,63	21.914.791	21.533.379	-1,74
TAIWAN	7.512.660	7.493.689	-,25	13.398.112	17.670.008	31,88
CHINA	3.408.386	3.713.822	8,96	4.140.776	5.414.438	30,76
MONGOLIA	0	9.148	-	0	15.739	-
MACAU	47.900	37.040	-22,67	463.587	144.956	-68,73
PAPUA NEW GUINEA	14.913	15.727	5,46	21.060	27.460	30,39
THAILAND	415.987	545.562	31,15	832.560	1.456.511	74,94
SINGAPORE	11.210.822	5.298.655	-52,74	13.268.438	12.108.739	-8,74

TABEL 5. PERKEMBANGAN EKSPOR INDONESIA MENURUT KOMODITI DAN NEGARA TUJUAN

JENIS BARANG	BERAT BERSIH (KG)		PERUB	NILAI FOB (US \$)		PERUB
	JAN-SEP 2007	JAN-SEP 2008	%	JAN-SEP 2007	JAN-SEP 2008	%
	(1)	(2)	(3)	(4)	(5)	(6)
PHILIPPINES	1.666.780	1.572.296	-5,67	1.509.859	1.763.140	16,78
MALAYSIA	19.059.571	20.949.343	9,92	21.404.867	23.664.826	10,56
MYANMAR (FORM. BURMA)	5.856	725	-87,62	37.333	17.573	-52,93
CAMBODIA	14.372	15.963	11,07	89.864	52.450	-41,63
BRUNEI DARUSSALAM	324.941	288.603	-11,18	264.622	419.797	58,64
VIET NAM	238.909	286.926	20,10	561.563	977.581	74,08
MALDIVES	1.232.477	1.242.007	,77	2.738.517	3.023.187	10,40
INDIA	2.059.381	1.680.222	-18,41	2.800.246	2.498.972	-10,76
PAKISTAN	11.904	196.141	1547,69	16.820	146.199	769,20
BANGLADESH	26.606	31.466	18,27	37.356	36.073	-3,43
SRI LANKA	381.222	567.316	48,82	380.636	511.948	34,50
AFGHANISTAN	129.994	20.276	-84,40	90.024	18.215	-79,77
IRAN (ISLAMIC REPUBLIC OF)	210.726	368.035	74,65	648.857	976.623	50,51
SAUDI ARABIA	2.286.919	2.319.099	1,41	2.429.727	2.839.760	16,88
ISRAEL	33.417	1.357.469	3962,21	45.688	2.742.072	5901,73
KUWAIT	1.179.322	1.761.704	49,38	1.695.730	2.449.261	44,44
JORDAN	431.670	350.196	-18,87	644.954	747.832	15,95
LEBANON	835.035	839.660	,55	1.200.146	1.522.371	26,85
YEMEN	542.011	605.615	11,73	644.361	712.487	10,57
OMAN	501.268	378.964	-24,40	442.182	444.999	,64
SYRIA ARAB REPUBLIC	17.587	130.153	640,05	51.522	423.162	721,32
TURKEY	2.296.153	1.683.089	-26,70	5.708.874	5.981.627	4,78
UNITED ARAB EMIRATES	36.674.533	42.453.362	15,76	25.654.639	32.429.902	26,41
QATAR	317.221	423.990	33,66	531.280	817.752	53,92
BAHRAIN	555.830	591.415	6,40	909.416	1.010.110	11,07
CYPRUS	495.227	427.929	-13,59	1.364.705	1.737.455	27,31
EGYPT	963.152	844.907	-12,28	1.188.938	1.519.446	27,80
LIBYAN ARAB JAMAHIRIYA	269.432	209.246	-22,34	213.502	215.441	,91
MOROCCO	869.732	685.107	-21,23	977.438	1.029.691	5,35
TUNISIA	50.650	47.308	-6,60	239.467	289.929	21,07
ALGERIA	116.264	157.822	35,74	134.692	184.983	37,34
SUDAN	432.998	378.785	-12,52	480.341	448.007	-6,73
NAMIBIA	175.931	176.336	,23	169.511	160.768	-5,16
ETHIOPIA	299.752	113.723	-62,06	302.179	128.918	-57,34
TANZANIA, UNITED REPUBLIC OF	594.171	657.610	10,68	610.828	712.882	16,71
MADAGASCAR	224.953	37.979	-83,12	298.318	99.328	-66,70
KENYA	339.313	477.875	40,84	288.715	529.994	83,57
REUNION	1.930.405	3.880.637	101,03	3.215.415	4.922.678	53,10
MOZAMBIQUE	136.377	67.713	-50,35	216.394	133.454	-38,33
BOTSWANA	115	23.733	20537,39	286	25.202	8711,89
EQUATORIAL GUINEA	43.489	57.916	33,17	29.273	54.730	86,96
TOGO	12.310	34.091	176,94	9.331	128.927	1281,71
GHANA	219.179	285.908	30,44	301.892	376.501	24,71
ANGOLA	482.569	687.084	42,38	447.575	596.025	33,17
CONGO	94.141	202.790	115,41	103.311	269.488	160,85
CAMEROON	39.097	259.619	564,04	26.243	228.112	769,23
NIGERIA	110.715	112.637	1,74	166.356	231.489	39,15
SIERRA LEONE	0	8.000	-	0	7.549	-
GABON	91.067	49.521	-45,62	138.962	73.517	-47,10
COTE D'IVOIRE	155.607	119.392	-23,27	159.838	127.657	-20,13
SENEGAL	18.071	68.746	280,42	30.811	161.820	425,20
MAURITANIA	69.848	0	-100,00	139.875	0	-100,00
MALI	16.067	31.441	95,69	22.649	88.036	288,70
BENIN	520.496	490.916	-5,68	588.404	604.095	2,67
BURKINA FASO	5.836	0	-100,00	11.990	0	-100,00
GAMBIA	5.836	0	-100,00	11.990	0	-100,00
U.S. VIRGIN ISLANDS	97.443	116.322	19,37	160.541	255.297	59,02
SEYCHELLES	101.651	208.734	105,34	160.102	631.950	294,72
UGANDA	59.345	17.684	-70,20	93.010	26.395	-71,62
NIGER	0	6.179	-	0	10.667	-
DJIBOUTI	661.939	859.066	29,78	391.318	523.510	33,78
SAO TOME AND PRINCIPE	0	3.805	-	0	4.089	-
SWAZILAND	0	5.270	-	0	8.143	-
SOUTH AFRICA	5.136.055	4.026.861	-21,60	8.601.046	7.414.459	-13,80
ZAMBIA	23.076	53.337	131,14	25.304	62.515	147,06
MAURITIUS	485.288	766.861	58,02	878.378	2.500.401	184,66
RWANDA	73.338	90.579	23,51	73.260	102.390	39,76
VIRGIN ISLANDS (BRITISH)	26.821	29.459	9,84	95.240	86.009	-9,69
AUSTRALIA	23.686.847	21.717.566	-8,31	37.422.824	41.192.788	10,07
NEW ZEALAND	2.072.230	2.271.520	9,62	4.097.152	5.648.823	37,87
MICRONESIA, FEDERATED STATES (0	377	-	0	1.925	-
GUAM	71.806	52.662	-26,66	86.248	108.853	26,21
PALAU	1.599	2.555	59,79	1.559	3.041	95,06
NEW CALEDONIA	799.254	793.509	-,72	1.299.407	1.401.696	7,87
NORTHERN MARIANA ISLANDS	9.341	199	-97,87	32.618	3.680	-88,72
SAINT VINCENT AND THE GRENADIN	59.653	64.287	7,77	157.246	172.370	9,62
VANUATU	48.299	35.765	-25,95	92.489	85.962	-7,06
WALLIS AND FUTUNA ISLANDS	12.542	19.540	55,80	17.236	29.736	72,52

TABEL 5. PERKEMBANGAN EKSPOR INDONESIA MENURUT KOMODITI DAN NEGARA TUJUAN

JENIS BARANG	BERAT BERSIH (KG)		PERUB	NILAI FOB (US \$)		PERUB
	JAN-SEP 2007	JAN-SEP 2008	%	JAN-SEP 2007	JAN-SEP 2008	%
(1)	(2)	(3)	(4)	(5)	(6)	(7)
AMERICAN SAMOA	8.696	0	-100,00	70.435	0	-100,00
COOK ISLANDS	38.585	1.799	-95,34	102.176	28.799	-71,81
FIJI	110.132	227.982	107,01	171.678	929.189	441,24
SAMOA	10.791	3.882	-64,03	10.837	7.185	-33,70
SOLOMON ISLANDS	50	6.824	13548,00	665	19.048	2764,36
TONGA	631	13.339	2013,95	779	11.809	1415,92
EAST TIMOR	27.701	144.553	421,83	83.712	147.665	76,40
UNITED STATES	139.164.855	121.817.774	-12,47	399.259.896	382.455.786	-4,21
CANADA	8.786.228	8.495.379	-3,31	21.246.651	22.558.762	6,18
MEXICO	1.189.831	1.015.042	-14,69	2.740.834	2.872.824	4,82
GUATEMALA	122.393	336.248	174,73	227.135	687.243	202,57
HONDURAS	26.145	43.944	68,08	48.610	54.765	12,66
NICARAGUA	6.310	12.230	93,82	4.732	29.052	513,95
PANAMA	782.979	754.771	-3,60	1.460.851	1.185.224	-18,87
CUBA	0	5.912	-	0	14.039	-
SURINAME	148.827	128.552	-13,62	207.601	225.353	8,55
CHILE	302.635	242.527	-19,86	547.199	534.665	-2,29
VENEZUELA	178.579	149.195	-16,45	433.875	320.560	-26,12
ARGENTINA	528.507	859.317	62,59	1.245.963	1.794.253	44,01
BRAZIL	294.563	339.756	15,34	710.403	748.467	5,36
COLOMBIA	154.239	172.421	11,79	247.028	304.332	23,20
BOLIVIA	46.905	0	-100,00	115.649	0	-100,00
URUGUAY	46.377	88.262	90,31	144.450	239.898	66,08
PARAGUAY	4.092	0	-100,00	3.911	0	-100,00
ECUADOR	82.451	24.650	-70,10	167.782	164.885	-1,73
PERU	34.456	69.411	101,45	41.545	173.116	316,70
GUYANA	3.039	2.852	-6,15	10.387	3.823	-63,19
TRINIDAD AND TOBAGO	84.283	133.096	57,92	162.526	255.343	57,11
BAHAMAS	101.826	59.423	-41,64	264.999	109.282	-58,76
JAMAICA	177.091	267.639	51,13	286.500	582.455	103,30
PUERTO RICO	712.854	899.679	26,21	1.509.425	1.980.637	31,22
BELIZE	540	341	-36,85	1.603	955	-40,42
DOMINICAN REPUBLIC	638.328	951.557	49,07	1.379.279	2.629.371	90,63
EL SALVADOR	10.038	34.107	239,78	18.117	75.792	318,35
COSTA RICA	213.056	179.900	-15,56	353.173	449.834	27,37
HAITI	0	9.200	-	0	24.578	-
BARBADOS	71.737	95.427	33,02	163.985	218.655	33,34
ANTIGUA AND BARBUDA	37.139	8.114	-78,15	94.274	40.820	-56,70
ANGUILLA	27.337	62.493	128,60	66.523	99.510	49,59
ARUBA	181.845	166.858	-8,24	427.749	324.625	-24,11
BERMUDA	17.027	24.397	43,28	61.690	81.507	32,12
CAYMAN ISLANDS	59.318	23.846	-59,80	133.913	76.875	-42,59
DOMINICA	13.138	26.518	101,84	25.368	52.976	108,83
FALKLAND ISLANDS (MALVINAS)	6.049	0	-100,00	7.914	0	-100,00
FRENCH GUIANA	88.461	184.939	109,06	217.060	349.679	61,10
FRENCH POLYNESIA	851.116	747.164	-12,21	1.731.453	1.394.720	-19,45
GRENADA	16.564	17.627	6,42	32.247	40.100	24,35
MARTINIQUE	262.636	570.710	117,30	561.702	1.042.474	85,59
NETHERLANDS ANTILLES	351.260	554.954	57,99	852.290	1.424.543	67,14
NORFOLK ISLANDS	33	22.091	66842,42	186	48.297	25866,13
SAINT LUCIA	31.159	9.948	-68,07	83.646	46.231	-44,73
TURKS AND CAICOS ISLANDS	15.754	53.120	237,18	52.592	113.227	115,29
GUADELOUPE	300.241	487.260	62,29	810.206	1.083.481	33,73
SAINT KITTS AND NEVIS	9.847	7.670	-22,11	39.529	35.333	-10,61
UNITED KINGDOM	34.546.483	20.649.885	-40,23	67.241.396	61.796.709	-8,10
NETHERLANDS	33.918.857	31.367.812	-7,52	83.193.876	90.334.823	8,58
FRANCE	29.546.409	26.503.813	-10,30	67.106.489	69.725.270	3,90
GERMANY, FED. REP. OF	20.244.486	14.195.559	-29,88	47.641.547	42.776.199	-10,21
AUSTRIA	447.854	221.642	-50,51	1.375.855	842.205	-38,79
BELGIUM	19.999.026	19.186.911	-4,06	56.911.184	58.611.243	2,99
SWITZERLAND	577.301	465.928	-19,29	1.442.177	2.157.164	49,58
LUXEMBOURG	6.428	4.155	-35,36	19.162	8.843	-53,85
GIBRALTAR	0	3.799	-	0	15.593	-
MONACO	6.989	0	-100,00	21.805	0	-100,00
DENMARK	5.662.564	4.721.575	-16,62	19.186.615	18.053.351	-5,91
NORWAY	2.957.838	1.721.982	-41,78	6.792.901	4.721.616	-30,49
SWEDEN	4.649.070	2.828.398	-39,16	12.059.243	8.722.489	-27,67
FINLAND	1.367.669	1.423.062	4,05	4.272.552	5.452.093	27,61
IRELAND	4.042.044	2.955.689	-26,88	8.915.876	7.583.100	-14,95
ITALY	15.093.500	12.406.218	-17,80	33.602.633	32.365.640	-3,68
SPAIN	22.256.184	16.728.956	-24,83	44.686.465	38.839.345	-13,08
PORTUGAL	2.333.505	3.261.458	39,77	3.545.379	4.766.657	34,45
ICELAND	151.549	88.590	-41,54	283.703	227.729	-19,73
GREECE	3.534.534	3.133.702	-11,34	7.774.037	7.742.561	-,40
VATICAN CITY STATE (HOLY SEE)	775	0	-100,00	150	0	-100,00
ANDORRA	0	3.378	-	0	1.552	-
DEMOCRATIC REPUBLIC OF THE CO	183.157	75.557	-58,75	201.117	66.031	-67,17
HUNGARY	328.979	269.499	-18,08	643.498	500.334	-22,25

TABEL 5. PERKEMBANGAN EKSPOR INDONESIA MENURUT KOMODITI DAN NEGARA TUJUAN

JENIS BARANG	BERAT BERSIH (KG)		PERUB	NILAI FOB (US \$)		PERUB
	JAN-SEP 2007	JAN-SEP 2008	%	JAN-SEP 2007	JAN-SEP 2008	%
(1)	(2)	(3)	(4)	(5)	(6)	(7)
POLAND	946.201	1.141.653	20,66	1.833.350	2.653.700	44,75
ROMANIA	158.088	371.111	134,75	279.373	567.036	102,97
BULGARIA	254.957	301.355	18,20	398.239	610.552	53,31
YUGOSLAVIA	36.821	67.811	84,16	61.663	132.339	114,62
ALBANIA	6.237	23.569	277,89	3.550	84.585	2282,68
ARMENIA	19.981	279.316	1297,91	22.837	371.602	1527,19
AZERBAIJAN	164	11.385	6842,07	1.645	47.517	2788,57
BELARUS	936	0	-100,00	3.300	0	-100,00
KAZAKHSTAN	5.410	404	-92,53	17.740	2.349	-86,76
UKRAINE	522.461	373.519	-28,51	1.138.702	994.437	-12,67
UZBEKISTAN	1.192	0	-100,00	6.830	0	-100,00
LITHUANIA	61.007	158.149	159,23	151.180	547.419	262,10
LATVIA	203.888	711.736	249,08	547.796	1.252.798	128,70
ESTONIA	204.672	281.209	37,39	462.654	1.324.082	186,19
GEORGIA	20.624	54.843	165,92	63.004	127.382	102,18
CROATIA	594.694	595.422	,12	1.054.355	1.022.053	-3,06
BOSNIA AND HERZEGOVINA	3.527	2.164	-38,64	8.913	6.754	-24,22
MALTA	177.225	139.304	-21,40	461.763	355.844	-22,94
SLOVAKIA	161.479	124.034	-23,19	146.253	194.595	33,05
SLOVENIA	424.164	376.814	-11,16	698.363	1.054.251	50,96
CZECH REPUBLIC	378.918	518.661	36,88	1.311.562	1.597.560	21,81
SOUTH GEORGIA AND THE SOUTH S	0	488	-	0	417	-
REP. OF MACEDONIA	1.599	0	-100,00	4.010	0	-100,00
RUSSIA FEDERATION	552.175	817.212	48,00	1.301.374	2.289.610	75,94
-AN ORGANIK	1.294.307.134	3.945.170.363	204,81	352.830.308	613.281.694	73,82
JAPAN	141.009.163	204.667.607	45,14	41.405.563	72.459.194	75,00
HONG KONG	548.775	329.091	-40,03	120.521	176.567	46,50
KOREA, REPUBLIC OF	220.940.716	340.661.862	54,19	59.785.490	114.103.198	90,85
TAIWAN	285.606.804	344.226.342	20,52	77.074.080	127.806.036	65,82
CHINA	70.107.160	2.514.258.324	3486,31	22.626.882	92.645.541	309,45
PAPUA NEW GUINEA	48.140	118.999	147,19	11.855	27.043	128,11
THAILAND	99.589.948	116.097.275	16,58	25.421.862	42.128.571	65,72
SINGAPORE	31.557.037	30.971.107	-1,86	10.741.280	10.976.289	2,19
PHILIPPINES	70.947.723	67.062.264	-5,48	17.925.847	24.795.949	38,33
MALAYSIA	71.812.518	60.974.389	-15,09	20.973.241	26.870.928	28,12
MYANMAR (FORM. BURMA)	480.000	300.200	-37,46	204.854	111.699	-45,47
BRUNEI DARUSSALAM	5.949.050	6.944.200	16,73	1.029.452	1.501.406	45,85
NEPAL	20.000	0	-100,00	8.730	0	-100,00
VIET NAM	35.263.905	48.036.735	36,22	11.398.560	22.003.146	93,03
MALDIVES	18.977	6.506	-65,72	6.908	5.625	-18,57
INDIA	125.955.728	55.228.302	-56,15	33.084.139	20.972.001	-36,61
PAKISTAN	2.970.439	3.400.126	14,47	851.363	1.306.822	53,50
BANGLADESH	9.875.386	10.191.345	3,20	1.811.192	1.982.359	9,45
SRI LANKA	5.088.232	6.579.799	29,31	1.294.054	1.522.233	17,63
IRAN (ISLAMIC REPUBLIC OF)	200.000	100.000	-50,00	182.000	114.000	-37,36
SAUDI ARABIA	934.494	480.040	-48,63	628.912	666.618	6,00
OMAN	6	0	-100,00	1.400	0	-100,00
TURKEY	188.107	1.277.066	578,90	62.761	348.327	455,01
UNITED ARAB EMIRATES	708.973	1.186.222	67,32	133.930	1.899.382	1318,19
QATAR	0	21.900	-	0	8.450	-
BAHRAIN	31.940	1.144.800	3484,22	37.900	1.389.208	3565,46
EGYPT	1.489.950	2.044.500	37,22	132.738	311.890	134,97
SUDAN	193.056	107.250	-44,45	35.912	24.668	-31,31
TANZANIA, UNITED REPUBLIC OF	3.501.116	8.225.000	134,93	315.255	976.027	209,60
MADAGASCAR	593.000	411.300	-30,64	75.714	81.933	8,21
KENYA	3.929.000	4.350.000	10,72	358.140	541.590	51,22
GUINEA	72.000	0	-100,00	31.680	0	-100,00
NIGERIA	172.343	507.084	194,23	193.575	612.980	216,66
BENIN	448	0	-100,00	300	0	-100,00
SOUTH AFRICA	576.697	538.340	-6,65	373.290	328.327	-12,05
MAURITIUS	3.634.231	1.336.385	-63,23	396.408	194.578	-50,91
AUSTRALIA	50.349.128	64.329.747	27,77	11.976.468	24.568.841	105,14
NEW ZEALAND	734.861	1.744.706	137,42	587.190	1.933.561	229,29
NEW CALEDONIA	0	410	-	0	1.950	-
FIJI	0	2.025.000	-	0	394.875	-
EAST TIMOR	20	15.270	76250,00	8	9.485	118462,50
UNITED STATES	18.404.368	21.043.103	14,34	2.330.215	6.846.862	193,83
CANADA	105.000	221.206	110,67	74.750	188.308	151,92
MEXICO	40.000	20.000	-50,00	13.000	38.000	192,31
CHILE	0	18.648.978	-	0	4.941.979	-
BRAZIL	1	20.000	1999900,00	2	38.000	1899900,00
HAITI	1.396	0	-100,00	5.573	0	-100,00
UNITED KINGDOM	657.172	777.230	18,27	223.129	705.536	216,20
NETHERLANDS	162.005	194.201	19,87	80.852	196.461	142,99
FRANCE	645.102	475.041	-26,36	250.971	475.875	89,61
GERMANY, FED. REP. OF	1.217.407	341.394	-71,96	896.633	327.318	-63,49
AUSTRIA	1.000	21	-97,90	500	300	-40,00

TABEL 5. PERKEMBANGAN EKSPOR INDONESIA MENURUT KOMODITI DAN NEGARA TUJUAN

JENIS BARANG	BERAT BERSIH (KG)		PERUB	NILAI FOB (US \$)		PERUB
	JAN-SEP 2007	JAN-SEP 2008	%	JAN-SEP 2007	JAN-SEP 2008	%
(1)	(2)	(3)	(4)	(5)	(6)	(7)
BELGIUM	527.180	435.123	-17,46	176.584	461.432	161,31
SWITZERLAND	1	1	,00	16	19	18,75
DENMARK	40.000	120.000	200,00	14.000	125.100	793,57
NORWAY	25.481.610	0	-100,00	6.328.727	0	-100,00
SWEDEN	104.779	40.000	-61,82	73.881	43.000	-41,80
FINLAND	280.102	257.612	-8,03	109.654	309.563	182,31
IRELAND	0	40.000	-	0	42.400	-
ITALY	1.025.165	1.006.000	-1,87	589.936	897.344	52,11
SPAIN	338.497	552.000	63,07	119.621	628.685	425,56
PORTUGAL	22.000	0	-100,00	7.348	0	-100,00
GREECE	9.140	0	-100,00	182.001	0	-100,00
DEMOCRATIC REPUBLIC OF THE CO	40.000	0	-100,00	16.990	0	-100,00
POLAND	66.000	483.000	631,82	22.044	504.345	2187,90
BULGARIA	0	20.000	-	0	9.600	-
KAZAKHSTAN	0	15.960	-	0	16.000	-
UKRAINE	4	0	-100,00	5	0	-100,00
LITHUANIA	40.000	40.000	,00	13.740	34.230	149,13
GEORGIA	0	400.000	-	0	456.000	-
SLOVAKIA	0	120.000	-	0	194.040	-
CZECH REPUBLIC	134	0	-100,00	682	0	-100,00
-ORGANIK	2.674.367.457	1.795.357.117	-32,87	2.032.408.781	1.508.636.624	-25,77
JAPAN	313.039.966	238.837.784	-23,70	137.970.266	128.542.183	-6,83
HONG KONG	16.037.175	13.699.378	-14,58	25.136.016	21.852.655	-13,06
KOREA, DEMOCRATIC PEOPLE'S REI	0	468.108	-	0	641.398	-
KOREA, REPUBLIC OF	161.556.959	137.544.363	-14,86	122.714.803	97.323.172	-20,69
TAIWAN	167.157.555	213.577.754	27,77	145.221.321	50.960.707	-64,91
CHINA	772.429.005	260.005.797	-66,34	459.860.337	258.279.556	-43,84
MONGOLIA	0	28	-	0	210	-
MACAU	9	31.640	351455,56	360	3.020	738,89
PAPUA NEW GUINEA	41.069	15.138	-63,14	51.328	29.455	-42,61
THAILAND	272.053.152	180.929.920	-33,49	269.579.328	142.455.202	-47,16
SINGAPORE	174.577.295	53.785.728	-69,19	168.896.520	59.938.813	-64,51
PHILIPPINES	29.702.859	45.831.202	54,30	18.840.638	30.390.598	61,30
MALAYSIA	286.316.598	278.879.542	-2,60	177.494.435	196.871.312	10,92
MYANMAR (FORM. BURMA)	1.066.739	599.862	-43,77	865.253	672.079	-22,33
CAMBODIA	2.045.255	1.583.106	-22,60	2.493.248	2.093.193	-16,05
BRUNEI DARUSSALAM	37.995	60.897	60,28	44.656	127.103	184,63
LAO PEOPLE'S DEMOCRATIC REPUB	690	0	-100,00	495	0	-100,00
NEPAL	45.000	114.517	154,48	41.900	126.279	201,38
VIET NAM	66.650.450	56.745.323	-14,86	61.301.548	63.063.616	2,87
MALDIVES	2.898	4.967	71,39	4.654	5.378	15,56
INDIA	73.444.595	40.215.390	-45,24	69.915.397	47.424.176	-32,17
PAKISTAN	12.390.657	7.463.404	-39,77	15.006.010	10.523.400	-29,87
BANGLADESH	2.833.327	4.757.789	67,92	2.830.376	5.617.981	98,49
SRI LANKA	1.950.969	3.491.103	78,94	2.210.532	4.647.294	110,23
IRAN (ISLAMIC REPUBLIC OF)	6.076.000	3.698.040	-39,14	7.442.101	5.585.476	-24,95
SAUDI ARABIA	13.968.395	5.236.365	-62,51	15.657.500	6.631.870	-57,64
ISRAEL	0	857.248	-	0	1.507.709	-
KUWAIT	85.336	24.148	-71,70	225.037	119.675	-46,82
JORDAN	703.088	588.958	-16,23	487.816	852.918	74,84
LEBANON	70.000	105.000	50,00	96.547	198.156	105,24
YEMEN	1.136	3.854	239,26	657	2.865	336,07
OMAN	11.513	19.660	70,76	49.168	51.698	5,15
SYRIA ARAB REPUBLIC	490.546	591.822	20,65	452.185	547.189	21,01
TURKEY	35.229.143	9.717.737	-72,42	32.738.127	14.842.195	-54,66
UNITED ARAB EMIRATES	7.723.196	7.014.859	-9,17	4.936.968	10.374.947	110,15
QATAR	5.241.008	13.856	-99,74	5.671.551	45.665	-99,19
CYPRUS	17.500	34.999	99,99	25.117	53.816	114,26
EGYPT	1.720.786	4.108.149	138,74	1.796.806	4.447.312	147,51
LIBYAN ARAB JAMAHIRIYA	15.000	3.534	-76,44	6.882	18.655	171,07
MOROCCO	341.599	43.200	-87,35	411.830	22.832	-94,46
TUNISIA	0	84.600	-	0	113.132	-
ALGERIA	37.500	1.616.450	4210,53	92.881	1.209.550	1202,26
SUDAN	147.812	424.754	187,36	93.464	1.077.186	1052,51
TANZANIA, UNITED REPUBLIC OF	643.075	723.500	12,51	379.750	910.794	139,84
MADAGASCAR	58.149	216.547	272,40	75.252	362.163	381,27
KENYA	478.516	498.096	4,09	322.733	746.506	131,31
MOZAMBIQUE	20.000	100.000	400,00	13.800	160.400	1062,32
TOGO	0	21.600	-	0	11.872	-
GHANA	411.120	630.540	53,37	287.764	553.436	92,32
LIBERIA	0	23.392	-	0	34.929	-
GUINEA	1	0	-100,00	10	0	-100,00
ANGOLA	0	3.240.000	-	0	1.976.400	-
CAMEROON	84.300	141.600	67,97	49.253	190.604	286,99
NIGERIA	11.954.666	17.133.897	43,32	6.758.716	19.408.949	187,17
SIERRA LEONE	106.142	160.119	50,85	130.556	225.609	72,81
COTE D'IVOIRE	166.400	1.204.251	623,71	110.504	1.413.480	1179,12

TABEL 5. PERKEMBANGAN EKSPOR INDONESIA MENURUT KOMODITI DAN NEGARA TUJUAN

JENIS BARANG	BERAT BERSIH (KG)		PERUB	NILAI FOB (US \$)		PERUB
	JAN-SEP 2007	JAN-SEP 2008	%	JAN-SEP 2007	JAN-SEP 2008	%
(1)	(2)	(3)	(4)	(5)	(6)	(7)
SENEGAL	2.941	0	-100,00	22.620	0	-100,00
BENIN	34.618	100.250	189,59	82.627	82.275	-,43
DJIBOUTI	108.000	20.000	-81,48	68.400	28.000	-59,06
SWAZILAND	2.100	626	-70,19	152.483	71.030	-53,42
SOUTH AFRICA	3.013.533	4.469.613	48,32	3.077.603	6.047.543	96,50
ZAMBIA	320.000	0	-100,00	187.900	0	-100,00
MALAWI	262.000	646.000	146,56	165.050	1.019.490	517,69
MAURITIUS	173.622	83.436	-51,94	190.736	109.816	-42,43
AUSTRALIA	16.986.663	17.767.413	4,60	18.525.886	27.813.176	50,13
NEW ZEALAND	2.363.026	2.817.178	19,22	2.405.087	3.816.528	58,69
GUAM	0	15.618	-	0	22.197	-
NEW CALEDONIA	1.149	32	-97,21	1.370	144	-89,49
VANUATU	0	873	-	0	1.443	-
AMERICAN SAMOA	1.060	0	-100,00	1.513	0	-100,00
FIJI	1.284	165	-87,15	4.502	320	-92,89
SOLOMON ISLANDS	5.485	7.098	29,41	37.587	16.432	-56,28
TONGA	0	34	-	0	27	-
EAST TIMOR	94.559	19.747	-79,12	194.777	10.789	-94,46
UNITED STATES	39.713.672	33.737.480	-15,05	42.542.077	59.533.969	39,94
CANADA	2.359.016	4.259.175	80,55	2.717.632	6.402.105	135,58
MEXICO	1.205.092	735.476	-38,97	2.390.011	1.542.099	-35,48
GUATEMALA	154.799	196.100	26,68	169.558	118.889	-29,88
PANAMA	0	22.000	-	0	46.570	-
CHILE	1.630.449	677.049	-58,47	1.594.570	536.028	-66,38
VENEZUELA	603.199	149.131	-75,28	779.955	254.948	-67,31
ARGENTINA	1.683.857	1.663.339	-1,22	1.855.055	2.092.836	12,82
BRAZIL	3.846.785	3.743.012	-2,70	4.011.733	5.393.052	34,43
COLOMBIA	1.869.068	889.954	-52,39	2.405.447	1.745.800	-27,42
BOLIVIA	0	39.000	-	0	112.575	-
URUGUAY	89.000	46.200	-48,09	440.143	667.458	51,65
PARAGUAY	60.000	86.400	44,00	35.174	48.325	37,39
ECUADOR	35.000	72.000	105,71	44.680	76.680	71,62
PERU	1.015.900	527.620	-48,06	1.192.656	634.859	-46,77
TRINIDAD AND TOBAGO	0	174	-	0	1.375	-
JAMAICA	25.975	14.837	-42,88	23.366	23.902	2,29
PUERTO RICO	500	0	-100,00	26.340	0	-100,00
DOMINICAN REPUBLIC	122.499	18.000	-85,31	152.373	35.608	-76,63
EL SALVADOR	0	22.300	-	0	50.706	-
COSTA RICA	87.506	600	-99,31	117.589	4.288	-96,35
DOMINICA	21.600	21.600	,00	9.878	11.818	19,64
GRENADA	0	84.000	-	0	90.750	-
UNITED KINGDOM	9.309.376	6.012.578	-35,41	10.458.164	9.596.691	-8,24
NETHERLANDS	26.387.813	42.333.004	60,43	31.971.614	57.911.146	81,13
FRANCE	2.678.880	1.125.958	-57,97	3.749.929	2.264.845	-39,60
GERMANY, FED. REP. OF	14.599.448	11.041.685	-24,37	21.417.113	22.045.437	2,93
AUSTRIA	0	332	-	0	16.504	-
BELGIUM	47.602.212	25.531.706	-46,36	59.134.210	44.936.189	-24,01
SWITZERLAND	281.109	231.907	-17,50	697.453	610.051	-12,53
DENMARK	196.000	1.257.120	541,39	220.874	1.086.918	392,10
NORWAY	174.175	421.654	142,09	198.475	481.477	142,59
SWEDEN	1.260.000	1.176.539	-6,62	1.555.293	1.748.512	12,42
FINLAND	1.294.856	1.981.500	53,03	1.721.144	2.782.859	61,69
IRELAND	58.336	133.827	129,41	1.063.121	689.087	-35,18
ITALY	18.755.760	4.485.158	-76,09	18.710.750	6.947.906	-62,87
SPAIN	17.964.070	8.439.445	-53,02	18.064.185	12.569.660	-30,42
PORTUGAL	926.343	467.497	-49,53	943.667	694.292	-26,43
GREECE	699.244	2.579.058	268,84	735.580	3.115.132	323,49
DEMOCRATIC REPUBLIC OF THE CO	278.601	322.625	15,80	449.998	474.582	5,46
HUNGARY	129.948	44.100	-66,06	299.421	116.793	-60,99
POLAND	3.853.499	4.891.999	26,95	4.502.031	6.962.945	54,66
ROMANIA	105.000	112.096	6,76	136.393	183.730	34,71
BULGARIA	355.513	243.473	-31,52	368.285	449.810	22,14
YUGOSLAVIA	0	21.600	-	0	12.312	-
BELARUS	0	39.960	-	0	22.378	-
TAJIKISTAN	0	10.000	-	0	23.700	-
TURKMENISTAN	0	50.750	-	0	242.278	-
UKRAINE	347.867	906.400	160,56	560.097	1.731.439	209,13
LITHUANIA	189.980	904.479	376,09	263.764	1.653.629	526,94
LATVIA	105.000	35.000	-66,67	150.533	57.560	-61,76
ESTONIA	178.000	406.396	128,31	136.467	396.827	190,79
CROATIA	35.003	614	-98,25	44.127	1.500	-96,60
SLOVENIA	757.497	837.497	10,56	951.333	1.266.009	33,08
CZECH REPUBLIC	1.432.000	194.100	-86,45	1.585.300	289.233	-81,76
RUSSIA FEDERATION	7.335.826	9.240.015	25,96	7.900.686	13.504.575	70,93
-LAINNYA	899.770.243	173.278.586	-80,74	396.072.184	157.093.078	-60,34
JAPAN	55.057.733	9.037.973	-83,58	29.455.480	8.181.365	-72,22
HONG KONG	132.640	343.685	159,11	226.005	474.865	110,11

TABEL 5. PERKEMBANGAN EKSPOR INDONESIA MENURUT KOMODITI DAN NEGARA TUJUAN

JENIS BARANG	BERAT BERSIH (KG)		PERUB	NILAI FOB (US \$)		PERUB
	JAN-SEP 2007	JAN-SEP 2008	%	JAN-SEP 2007	JAN-SEP 2008	%
	(1)	(2)	(3)	(4)	(5)	(6)
KOREA, REPUBLIC OF	120.669.034	55.834.681	-53,73	74.660.879	51.783.328	-30,64
TAIWAN	48.932.726	437.370	-99,11	23.994.597	670.349	-97,21
CHINA	65.786.044	744.682	-98,87	34.619.200	949.220	-97,26
THAILAND	37.648.829	58.311.140	54,88	22.911.498	55.355.753	141,61
SINGAPORE	546.971.517	22.796.960	-95,83	201.065.438	19.345.938	-90,38
PHILIPPINES	820.536	858.213	4,59	917.621	1.005.580	9,59
MALAYSIA	22.740.276	19.456.456	-14,44	6.984.970	14.582.841	108,77
MYANMAR (FORM. BURMA)	619.662	0	-100,00	609.403	0	-100,00
CAMBODIA	317	0	-100,00	2.507	0	-100,00
BRUNEI DARUSSALAM	16.541	17.014	2,86	17.041	18.440	8,21
VIET NAM	65.165	38.591	-40,78	102.171	127.979	25,26
MALDIVES	0	311	-	0	239	-
INDIA	1.727	3.796	119,80	5.067	14.580	187,74
PAKISTAN	4.460	21.498	382,02	14.452	25.497	76,43
BANGLADESH	49.360	47.999	-2,76	84.125	80.840	-3,90
SRI LANKA	16.174	10.506	-35,04	40.089	25.078	-37,44
JORDAN	24.000	24.000	,00	56.120	50.000	-10,91
LEBANON	0	29.316	-	0	47.471	-
TURKEY	0	14.136	-	0	19.543	-
UNITED ARAB EMIRATES	2.101	288	-86,29	11.644	1.073	-90,78
SUDAN	1.867	0	-100,00	3.254	0	-100,00
MADAGASCAR	72	0	-100,00	19	0	-100,00
SOUTH AFRICA	28	0	-100,00	23	0	-100,00
AUSTRALIA	71.662	232.517	224,46	119.955	314.499	162,18
NEW ZEALAND	67.694	2.862	-95,77	82.719	9.646	-88,34
FIJI	364	379	4,12	1.523	1.606	5,45
UNITED STATES	67.395	5.010.733	7334,87	82.727	3.980.087	4711,11
CANADA	0	28	-	0	91	-
UNITED KINGDOM	1.402	3.022	115,55	3.325	4.225	27,07
NETHERLANDS	5	11	120,00	5	10	100,00
FRANCE	0	11	-	0	70	-
GERMANY, FED. REP. OF	13	403	3000,00	262	22.535	8501,15
DENMARK	899	0	-100,00	65	0	-100,00
ITALY	0	5	-	0	330	-
PUPUK	538.174.986	240.024.684	-55,40	148.531.736	141.763.952	-4,56
JAPAN	28.767.103	31.881.354	10,83	3.753.012	5.024.597	33,88
HONG KONG	268	374	39,55	413	2.416	484,99
KOREA, REPUBLIC OF	503.289	1.054.170	109,46	71.453	114.153	59,76
TAIWAN	714.705	931.734	30,37	106.103	182.867	72,35
CHINA	129.497	88.758	-31,46	22.655	72.160	218,52
THAILAND	78.097.147	33.319.905	-57,34	22.924.652	24.103.289	5,14
SINGAPORE	479.237	585.031	22,08	67.217	460.645	585,31
PHILIPPINES	125.511.820	20.080.615	-84,00	36.900.565	10.606.240	-71,26
MALAYSIA	98.984.826	30.758.837	-68,93	29.152.438	23.150.031	-20,59
MYANMAR (FORM. BURMA)	0	1.057.226	-	0	512.931	-
CAMBODIA	0	309.670	-	0	21.918	-
BRUNEI DARUSSALAM	1.000	60.631	5963,10	3.630	3.028	-16,58
LAO PEOPLE'S DEMOCRATIC REPUB	516	0	-100,00	370	0	-100,00
VIET NAM	580.038	2.810.399	384,52	50.387	406.041	705,84
MALDIVES	176	5.428	2984,09	232	4.132	1681,03
INDIA	124.835.048	78.351.669	-37,24	33.324.701	60.311.613	80,98
PAKISTAN	500.000	0	-100,00	187.500	0	-100,00
BANGLADESH	10.000.000	3.039.922	-69,60	2.510.000	1.000.720	-60,13
SRI LANKA	34.430.000	0	-100,00	10.007.310	0	-100,00
JORDAN	44.000	66.000	50,00	14.960	47.520	217,65
OMAN	88.000	379.500	331,25	13.200	58.920	346,36
TURKEY	440.000	0	-100,00	127.600	0	-100,00
UNITED ARAB EMIRATES	300.000	285.799	-4,73	75.000	45.820	-38,91
EGYPT	0	60.000	-	0	39.855	-
MADAGASCAR	0	1.429.147	-	0	812.584	-
KENYA	1.314.121	1.380.000	5,01	338.680	1.139.650	236,50
SOUTH AFRICA	0	39.600	-	0	20.800	-
AUSTRALIA	3.700.525	6.999.287	89,14	775.690	2.573.574	231,78
NEW ZEALAND	132.000	1.840.334	1294,19	21.516	610.017	2735,18
EAST TIMOR	0	441	-	0	479	-
UNITED STATES	538.662	21.239.126	3842,94	537.683	9.389.138	1646,22
CHILE	27.500.000	0	-100,00	6.985.000	0	-100,00
BRAZIL	86.184	107.730	25,00	268.447	410.153	52,79
NETHERLANDS	42.800	20.000	-53,27	13.901	10.905	-21,55
FRANCE	154.000	682.000	342,86	20.020	161.964	709,01
BELGIUM	40.000	0	-100,00	117.200	0	-100,00
SWITZERLAND	24	0	-100,00	1	0	-100,00
SWEDEN	0	20.000	-	0	770	-
IRELAND	220.000	352.000	60,00	33.000	117.040	254,67
SPAIN	40.000	0	-100,00	107.200	0	-100,00
RUSSIA FEDERATION	0	787.997	-	0	347.982	-

TABEL 5. PERKEMBANGAN EKSPOR INDONESIA MENURUT KOMODITI DAN NEGARA TUJUAN

JENIS BARANG	BERAT BERSIH (KG)		PERUB	NILAI FOB (US \$)		PERUB
	JAN-SEP 2007	JAN-SEP 2008	%	JAN-SEP 2007	JAN-SEP 2008	%
(1)	(2)	(3)	(4)	(5)	(6)	(7)
PRODUK PHARMASI	7.576.416	8.953.739	18,18	125.343.708	144.118.996	14,98
JAPAN	115.170	146.482	27,19	7.959.700	10.671.858	34,07
HONG KONG	71.505	114.516	60,15	2.111.251	2.186.211	3,55
KOREA, REPUBLIC OF	66.986	112.344	67,71	15.523.289	21.263.596	36,98
TAIWAN	132.741	6.258	-95,29	340.649	187.800	-44,87
CHINA	39.819	76.152	91,25	2.385.077	1.000.519	-58,05
MONGOLIA	52.889	48.187	-8,89	372.339	360.894	-3,07
MACAU	51	1.610	3056,86	4.905	63.984	1204,46
PAPUA NEW GUINEA	7.001	7.970	13,84	87.729	153.330	74,78
THAILAND	489.397	913.276	86,61	19.713.925	13.701.606	-30,50
SINGAPORE	443.484	474.671	7,03	5.592.576	4.056.557	-27,47
PHILIPPINES	695.026	1.403.264	101,90	10.722.019	16.677.441	55,54
MALAYSIA	1.167.132	1.100.509	-5,71	3.226.165	5.346.151	65,71
MYANMAR (FORM. BURMA)	412.949	750.729	81,80	2.403.026	3.491.285	45,29
CAMBODIA	73.362	131.418	79,14	1.625.631	2.336.367	43,72
BRUNEI DARUSSALAM	15.422	24.290	57,50	62.794	76.260	21,44
LAO PEOPLE'S DEMOCRATIC REPUB	1.346	814	-39,52	68.250	42.283	-38,05
NEPAL	2.428	16.681	587,03	268.096	1.301.258	385,37
VIET NAM	156.975	205.647	31,01	5.614.727	6.544.542	16,56
MALDIVES	30	0	-100,00	3.060	0	-100,00
INDIA	8.016	115.380	1339,37	15.702.058	16.976.568	8,12
PAKISTAN	155.143	110.700	-28,65	583.954	716.318	22,67
BANGLADESH	23.852	42.115	76,57	206.739	30.751	-85,13
SRI LANKA	1.497.196	381.195	-74,54	3.990.831	3.154.087	-20,97
AFGHANISTAN	5.975	61.002	920,95	176.693	296.586	67,85
IRAQ	4.486	0	-100,00	43.576	0	-100,00
SAUDI ARABIA	49.114	41.076	-16,37	985.579	1.492.074	51,39
JORDAN	3.503	8.752	149,84	291.741	49.674	-82,97
LEBANON	6.525	140	-97,85	43.327	8.050	-81,42
YEMEN	21.691	3.168	-85,39	396.263	145.544	-63,27
OMAN	19	0	-100,00	1.936	0	-100,00
SYRIA ARAB REPUBLIC	22	1.958	8800,00	274	54.120	19651,82
TURKEY	4.506	0	-100,00	690.000	0	-100,00
UNITED ARAB EMIRATES	10.772	12.110	12,42	107.407	112.811	5,03
BAHRAIN	438	605	38,13	4.076	12.192	199,12
EGYPT	4.178	5	-99,88	90.144	4	-100,00
LIBYAN ARAB JAMAHIRIYA	147	6.758	4497,28	22.800	59.076	159,11
MOROCCO	1.480	592	-60,00	149.680	30.800	-79,42
ALGERIA	3.673	3.105	-15,46	847.440	816.500	-3,65
SUDAN	1	0	-100,00	9	0	-100,00
ERITREA	592	0	-100,00	30.000	0	-100,00
LESOTHO	167	0	-100,00	17.213	0	-100,00
ETHIOPIA	29	7.287	25027,59	1.024	379.071	36918,65
TANZANIA, UNITED REPUBLIC OF	966	7.076	632,51	11.032	10.807	-2,04
KENYA	2.576	3.833	48,80	236.040	237.584	,65
EQUATORIAL GUINEA	120	14.505	11987,50	9.660	170.403	1664,01
TOGO	81.215	125.427	54,44	969.368	1.011.670	4,36
GHANA	104.075	34.279	-67,06	1.190.868	466.389	-60,84
LIBERIA	2.649	602	-77,27	157.650	31.339	-80,12
GUINEA	1.233	2.658	115,57	127.450	49.108	-61,47
CAMEROON	1.127	4.109	264,60	57.105	641.089	1022,65
NIGERIA	1.180.581	807.843	-31,57	11.253.765	8.818.628	-21,64
GABON	18.548	36.744	98,10	241.264	418.815	73,59
COTE D'IVOIRE	15.180	7.138	-52,98	212.361	101.616	-52,15
SENEGAL	1.205	12.889	969,63	61.050	174.902	186,49
MAURITANIA	568	602	5,99	58.752	43.506	-25,95
MALI	450	6.289	1297,56	1.245	327.173	26178,96
BENIN	7.524	53.401	609,74	38.982	649.337	1565,74
GUINEA BISSAU	126	0	-100,00	8.793	0	-100,00
GAMBIA	0	55	-	0	5.772	-
SEYCHELLES	0	2.052	-	0	4.779	-
UGANDA	0	4.612	-	0	254.219	-
CENTRAL AFRICAN REPUBLIC	400	296	-26,00	38.970	15.400	-60,48
NIGER	4.661	2.763	-40,72	342.750	220.277	-35,73
CHAD	96	13.748	14220,83	9.945	10.275	3,32
DJIBOUTI	104	3.205	2981,73	10.710	15.644	46,07
SAO TOME AND PRINCIPE	31	49	58,06	3.167	4.121	30,12
SOUTH AFRICA	16.865	11.791	-30,09	345.071	274.096	-20,57
ZIMBABWE	3.916	5.013	28,01	369.517	297.800	-19,41
ZAMBIA	1.337	1.164	-12,94	67.725	60.561	-10,58
MALAWI	0	7.431	-	0	480.172	-
BURUNDI	962	1.400	45,53	48.750	80.500	65,13
MAURITIUS	948	3.895	310,86	22.403	27.166	21,26
AUSTRALIA	28.820	439.885	1426,32	4.177.101	8.311.496	98,98
NEW ZEALAND	0	101.160	-	0	1.061.143	-
AMERICAN SAMOA	6.093	0	-100,00	10.032	0	-100,00
COOK ISLANDS	0	7.493	-	0	9.368	-
FIJI	1.254	1.501	19,70	11.211	9.763	-12,92

TABEL 5. PERKEMBANGAN EKSPOR INDONESIA MENURUT KOMODITI DAN NEGARA TUJUAN

JENIS BARANG	BERAT BERSIH (KG)		PERUB %	NILAI FOB (US \$)		PERUB %
	JAN-SEP 2007	JAN-SEP 2008		JAN-SEP 2007	JAN-SEP 2008	
	(1)	(2)	(3)	(4)	(5)	(6)
SAMOA	245	0	-100,00	14.524	0	-100,00
SOLOMON ISLANDS	134	0	-100,00	10.883	0	-100,00
EAST TIMOR	0	333.576	-	0	236.940	-
UNITED STATES	229.744	254.238	10,66	254.752	167.438	-34,27
CANADA	49.439	7.502	-84,83	43.211	20.000	-53,72
MEXICO	123	2.187	1678,05	351.525	777.688	121,23
PANAMA	552	0	-100,00	38.714	0	-100,00
SURINAME	7.484	1.097	-85,34	69.368	6.672	-90,38
ARGENTINA	0	4	-	0	2	-
BRAZIL	0	266	-	0	2	-
URUGUAY	500	0	-100,00	128.250	0	-100,00
ECUADOR	7.284	17.013	133,57	93.514	353.365	277,87
BARBADOS	0	196	-	0	303	-
CAPE VERDE	80	52	-35,00	8.262	5.460	-33,91
UNITED KINGDOM	18.885	16.098	-14,76	548.926	357.097	-34,95
NETHERLANDS	8.045	8.394	4,34	417.980	229.906	-45,00
FRANCE	3.585	56.464	1475,01	147.623	799.494	441,58
GERMANY, FED. REP. OF	6.894	56.623	721,34	207.331	803.925	287,75
AUSTRIA	1.802	2.657	47,45	58.505	85.890	46,81
BELGIUM	5.147	82.466	1502,21	69.140	607.416	778,53
SWITZERLAND	80	8.412	10415,00	237	25.939	10844,73
DENMARK	0	106	-	0	18.963	-
NORWAY	532	425	-20,11	31.941	26.960	-15,59
SWEDEN	230	2.634	1045,22	6.718	17.898	166,42
FINLAND	107	12	-88,79	6.905	10	-99,86
ITALY	1.435	389	-72,89	85.717	65	-99,92
SPAIN	137	6	-95,62	20	1	-95,00
PORTUGAL	0	1.752	-	0	1.882	-
GREECE	0	1.717	-	0	23.951	-
DEMOCRATIC REPUBLIC OF THE CO	0	1.663	-	0	275.900	-
POLAND	1.274	32.192	2426,84	38.055	510.068	1240,34
ROMANIA	1.940	2.876	48,25	22.701	281.182	1138,63
TAJIKISTAN	186	180	-3,23	11.174	8.701	-22,13
TURKMENISTAN	397	740	86,40	41.004	78.000	90,23
UZBEKISTAN	1.287	5.918	359,83	76.019	295.792	289,10
RUSSIA FEDERATION	0	210	-	0	11.000	-
KULIT DAN BARANG DARI KULIT	9.129.776	9.021.341	-1,19	169.035.335	182.225.455	7,80
JAPAN	186.239	296.724	59,32	4.888.232	4.446.788	-9,03
HONG KONG	1.372.482	1.691.306	23,23	23.058.283	32.885.298	42,62
KOREA, REPUBLIC OF	403.914	340.145	-15,79	3.310.248	3.708.522	12,03
TAIWAN	270.851	65.776	-75,72	4.444.319	1.077.019	-75,77
CHINA	1.251.756	1.917.049	53,15	26.812.896	35.179.929	31,21
MACAU	2.011	1.456	-27,60	74.928	59.075	-21,16
PAPUA NEW GUINEA	89	120	34,83	5.000	449	-91,02
THAILAND	519.282	424.858	-18,18	10.402.566	8.458.326	-18,69
SINGAPORE	497.394	391.445	-21,30	13.347.115	10.100.673	-24,32
PHILIPPINES	20.277	33.988	67,62	220.983	480.701	117,53
MALAYSIA	1.276.144	742.250	-41,84	21.457.851	13.749.014	-35,93
MYANMAR (FORM. BURMA)	2.615	173	-93,38	49.713	375	-99,25
CAMBODIA	17.289	0	-100,00	368.075	0	-100,00
BRUNEI DARUSSALAM	1.745	493	-71,75	976	1.034	5,94
NEPAL	0	36	-	0	4.336	-
VIET NAM	356.031	394.712	10,86	6.189.511	8.540.722	37,99
MALDIVES	1.664	1.320	-20,67	18.750	25.878	38,02
INDIA	523.346	470.516	-10,09	10.142.050	8.647.276	-14,74
PAKISTAN	0	2.518	-	0	46.437	-
BANGLADESH	121.694	0	-100,00	2.260.838	0	-100,00
SRI LANKA	3.757	20.963	457,97	145.670	122.365	-16,00
IRAN (ISLAMIC REPUBLIC OF)	9.033	52.357	479,62	28.957	133.958	362,61
SAUDI ARABIA	7	742	10500,00	83	21.083	25301,20
ISRAEL	0	308	-	0	960	-
LEBANON	13	35	169,23	1.379	287	-79,19
SYRIA ARAB REPUBLIC	1.118	106	-90,52	6.535	600	-90,82
TURKEY	24.485	19.189	-21,63	31.290	29.423	-5,97
UNITED ARAB EMIRATES	26.374	5.729	-78,28	228.151	19.862	-91,29
BAHRAIN	1	0	-100,00	4	0	-100,00
CYPRUS	6	268	4366,67	32	4.433	13753,13
EGYPT	0	916	-	0	3.951	-
MOROCCO	0	107	-	0	642	-
TUNISIA	1.272	0	-100,00	2.340	0	-100,00
NAMIBIA	12	105	775,00	34	313	820,59
ETHIOPIA	75	0	-100,00	5.650	0	-100,00
TANZANIA, UNITED REPUBLIC OF	1.041	8	-99,23	4.615	13	-99,72
KENYA	1.340	13	-99,03	3.310	24	-99,27
REUNION	149	239	60,40	567	1.515	167,20
CONGO	0	1.522	-	0	33.285	-
CAMEROON	0	1.561	-	0	3.371	-

TABEL 5. PERKEMBANGAN EKSPOR INDONESIA MENURUT KOMODITI DAN NEGARA TUJUAN

JENIS BARANG	BERAT BERSIH (KG)		PERUB	NILAI FOB (US \$)		PERUB
	JAN-SEP 2007	JAN-SEP 2008	%	JAN-SEP 2007	JAN-SEP 2008	%
(1)	(2)	(3)	(4)	(5)	(6)	(7)
NIGERIA	0	81	-	0	2.099	-
SENEGAL	33	0	-100,00	242	0	-100,00
SEYCHELLES	3	127	4133,33	112	283	152,68
UGANDA	1	0	-100,00	2	0	-100,00
SOUTH AFRICA	6.584	20.915	217,66	5.793	243.998	4111,95
MAURITIUS	1.312	2.005	52,82	1.858	21.911	1079,28
VIRGIN ISLANDS (BRITISH)	0	34	-	0	214	-
AUSTRALIA	222.751	71.825	-67,76	1.013.664	1.062.916	4,86
NEW ZEALAND	21.452	8.059	-62,43	49.067	58.967	20,18
GUAM	39	142	264,10	341	732	114,66
NEW CALEDONIA	1.110	866	-21,98	2.086	2.347	12,51
NORTHERN MARIANA ISLANDS	3	0	-100,00	207	0	-100,00
VANUATU	5	0	-100,00	75	0	-100,00
AMERICAN SAMOA	5.498	612	-88,87	7.796	4.117	-47,19
COOK ISLANDS	25	0	-100,00	298	0	-100,00
FIJI	1.697	4.073	140,01	5.316	11.105	108,90
SAMOA	47	0	-100,00	134	0	-100,00
UNITED STATES	491.125	615.370	25,30	16.595.578	22.217.374	33,88
CANADA	4.592	2.164	-52,87	87.537	29.782	-65,98
MEXICO	6.757	4.408	-34,76	295.779	140.882	-52,37
PANAMA	0	159	-	0	299	-
CHILE	198	252	27,27	629	882	40,22
VENEZUELA	588	146	-75,17	10.187	294	-97,11
ARGENTINA	0	101	-	0	247	-
BRAZIL	5.634	7.580	34,54	16.477	24.646	49,58
URUGUAY	629	471	-25,12	1.718	805	-53,14
ECUADOR	15	0	-100,00	88	0	-100,00
JAMAICA	244	999	309,43	1.210	2.382	96,86
PUERTO RICO	599	75	-87,48	6.305	869	-86,22
BELIZE	0	2.743	-	0	8.014	-
DOMINICAN REPUBLIC	8.655	1.517	-82,47	15.649	2.422	-84,52
COSTA RICA	207	166	-19,81	630	336	-46,67
BARBADOS	0	41	-	0	71	-
ANGUILLA	10	0	-100,00	119	0	-100,00
BERMUDA	0	166	-	0	790	-
FRENCH POLYNESIA	1.679	3.060	82,25	5.186	4.636	-10,61
MARTINIQUE	61	175	186,89	347	1.634	370,89
NETHERLANDS ANTILLES	518	1.821	251,54	6.753	2.402	-64,43
SAINT LUCIA	31	0	-100,00	1.099	0	-100,00
GADELOUPE	462	0	-100,00	2.314	0	-100,00
UNITED KINGDOM	18.692	27.083	44,89	569.733	717.695	25,97
NETHERLANDS	126.432	100.741	-20,32	1.416.868	979.391	-30,88
FRANCE	30.191	25.646	-15,05	526.769	518.884	-1,50
GERMANY, FED. REP. OF	157.916	169.862	7,56	3.647.714	5.871.485	60,96
AUSTRIA	694	2.968	327,67	6.492	92.942	1331,64
BELGIUM	2.305	5.905	156,18	27.491	16.752	-39,06
SWITZERLAND	8.633	1.247	-85,56	70.479	27.569	-60,88
DENMARK	5.053	1.618	-67,98	39.495	32.429	-17,89
NORWAY	255	1.285	403,92	3.042	20.832	584,81
SWEDEN	5.994	4.562	-23,89	100.225	172.053	71,67
FINLAND	156	77	-50,64	780	865	10,90
IRELAND	1.989	340	-82,91	19.393	453	-97,66
ITALY	457.137	565.324	23,67	10.804.961	16.888.463	56,30
SPAIN	619.052	462.294	-25,32	5.835.051	4.834.839	-17,14
PORTUGAL	5.768	3.542	-38,59	152.270	133.640	-12,23
GREECE	6.171	7.891	27,87	18.764	81.464	334,15
HUNGARY	493	2.286	363,69	1.467	4.413	200,82
POLAND	5.323	4.099	-22,99	143.965	168.104	16,77
BULGARIA	471	2.951	526,54	1.138	4.992	338,66
YUGOSLAVIA	29	97	234,48	360	1.180	227,78
LATVIA	230	0	-100,00	405	0	-100,00
CROATIA	466	271	-41,85	1.019	1.253	22,96
MALTA	26	935	3496,15	174	2.536	1357,47
SLOVAKIA	100	312	212,00	1.001	15.060	1404,50
SLOVENIA	0	2	-	0	30	-
CZECH REPUBLIC	130	784	503,08	732	2.611	256,69
RUSSIA FEDERATION	0	13	-	0	127	-
KACA DAN BARANG DARI KACA	580.828.711	604.111.163	4,01	318.767.419	342.614.458	7,48
JAPAN	65.793.502	67.838.148	3,11	58.763.797	55.266.170	-5,95
HONG KONG	1.671.810	1.331.951	-20,33	3.375.394	1.889.422	-44,02
KOREA, DEMOCRATIC PEOPLE'S REI	17.379	0	-100,00	9.056	0	-100,00
KOREA, REPUBLIC OF	20.220.173	47.802.805	136,41	7.766.400	16.858.260	117,07
TAIWAN	9.475.075	6.434.309	-32,09	4.033.320	3.247.516	-19,48
CHINA	13.445.293	8.825.724	-34,36	10.801.410	7.327.687	-32,16
MONGOLIA	0	7.731	-	0	6.750	-
MACAU	126	133	5,56	26.063	516	-98,02
PAPUA NEW GUINEA	901.263	1.941.811	115,45	470.123	1.097.569	133,46

TABEL 5. PERKEMBANGAN EKSPOR INDONESIA MENURUT KOMODITI DAN NEGARA TUJUAN

JENIS BARANG	BERAT BERSIH (KG)		PERUB	NILAI FOB (US \$)		PERUB
	JAN-SEP 2007	JAN-SEP 2008	%	JAN-SEP 2007	JAN-SEP 2008	%
	(1)	(2)	(3)	(4)	(5)	(6)
THAILAND	33.595.848	30.398.208	-9,52	14.139.431	13.244.479	-6,33
SINGAPORE	10.653.945	12.491.819	17,25	8.071.898	7.745.419	-4,04
PHILIPPINES	24.891.352	30.865.984	24,00	12.068.065	13.445.746	11,42
MALAYSIA	58.236.533	61.295.679	5,25	20.546.517	26.702.575	29,96
MYANMAR (FORM. BURMA)	8.586.230	2.781.135	-67,61	2.697.604	1.408.527	-47,79
CAMBODIA	969.846	4.097.073	322,45	313.335	848.541	170,81
BRUNEI DARUSSALAM	745.189	502.162	-32,61	310.015	215.151	-30,60
LAO PEOPLE'S DEMOCRATIC REPUB	7	0	-100,00	300	0	-100,00
NEPAL	71.166	40.720	-42,78	21.385	37.131	73,63
VIET NAM	12.541.625	19.403.833	54,72	7.656.082	12.438.962	62,47
MALDIVES	75.126	402.008	435,11	161.824	258.717	59,88
INDIA	29.339.172	29.444.472	,36	12.301.656	14.917.461	21,26
PAKISTAN	8.271.683	8.348.118	,92	5.578.370	6.549.414	17,41
BANGLADESH	3.525.705	3.690.320	4,67	1.336.191	2.258.267	69,01
SRI LANKA	2.808.212	3.184.479	13,40	1.074.356	1.181.229	9,95
AFGHANISTAN	855.400	390.218	-54,38	586.657	245.203	-58,20
IRAQ	233.313	117.132	-49,80	108.544	83.953	-22,66
IRAN (ISLAMIC REPUBLIC OF)	1.610.351	1.190.786	-26,05	1.436.350	1.035.480	-27,91
SAUDI ARABIA	4.436.332	3.249.882	-26,74	2.115.668	2.104.356	-,53
ISRAEL	117	430.177	367572,65	260	246.238	94606,92
KUWAIT	1.730.155	942.268	-45,54	612.463	454.770	-25,75
JORDAN	1.033.398	2.252.492	117,97	804.821	1.629.389	102,45
LEBANON	852.067	2.432.144	185,44	354.579	995.225	180,68
YEMEN	1.335.913	1.092.377	-18,23	633.664	712.257	12,40
OMAN	86.441	220.025	154,54	56.528	152.415	169,63
SYRIA ARAB REPUBLIC	1.980.145	2.021.352	2,08	2.219.821	2.230.558	,48
TURKEY	17.958.623	15.406.348	-14,21	8.335.644	9.544.792	14,51
UNITED ARAB EMIRATES	16.290.712	11.587.810	-28,87	8.132.853	8.142.783	,12
QATAR	381.418	590.464	54,81	285.759	498.784	74,55
BAHRAIN	251.386	173.897	-30,82	86.909	76.054	-12,49
CYPRUS	155.815	96.627	-37,99	70.159	125.907	79,46
EGYPT	8.737.223	9.103.453	4,19	4.679.881	5.435.631	16,15
LIBYAN ARAB JAMAHIRIYA	375.303	0	-100,00	130.382	0	-100,00
MOROCCO	2.616.101	243.267	-90,70	930.439	185.580	-80,05
TUNISIA	545.972	97.937	-82,06	352.564	58.862	-83,30
ALGERIA	2.319.414	2.569.694	10,79	1.161.498	1.349.364	16,17
SUDAN	1.114.789	921.807	-17,31	463.224	452.877	-2,23
NAMIBIA	15.981	51.717	223,62	13.731	23.342	69,99
ETHIOPIA	236.768	113	-99,95	120.109	195	-99,84
TANZANIA, UNITED REPUBLIC OF	170.359	206.090	20,97	83.503	67.551	-19,10
MADAGASCAR	387.796	1.975.423	409,40	161.658	669.040	313,86
SOMALIA	0	39.112	-	0	39.962	-
KENYA	5.485.216	5.118.591	-6,68	1.438.475	1.496.781	4,05
REUNION	300.627	49.945	-83,39	165.087	66.499	-59,72
MOZAMBIQUE	2.071.983	77.295	-96,27	472.000	56.310	-88,07
BOTSWANA	211	0	-100,00	526	0	-100,00
EQUATORIAL GUINEA	0	62	-	0	220	-
TOGO	134.227	69.434	-48,27	57.364	69.800	21,68
GHANA	438.915	958.811	118,45	184.665	413.218	123,77
ANGOLA	676.639	688.540	1,76	222.244	249.144	12,10
CONGO	13.752	0	-100,00	3.342	0	-100,00
CAMEROON	357.035	223.026	-37,53	109.099	65.574	-39,89
NIGERIA	528.404	2.915.223	451,70	229.472	1.462.115	537,16
SIERRA LEONE	0	15	-	0	13	-
GABON	83.095	623	-99,25	29.798	1.058	-96,45
COTE D'IVOIRE	350.509	555.386	58,45	104.485	198.873	90,34
SENEGAL	463.329	312.597	-32,53	321.647	321.564	-,03
BENIN	78.970	80.682	2,17	25.141	24.523	-2,46
BURKINA FASO	24.351	0	-100,00	9.094	0	-100,00
GAMBIA	59.470	112	-99,81	21.665	416	-98,08
U.S. VIRGIN ISLANDS	211	2.835	1243,60	582	12.035	1967,87
SEYCHELLES	46.040	130.066	182,51	45.693	106.303	132,65
UGANDA	334.309	20.372	-93,91	133.394	14.639	-89,03
DJIBOUTI	103.050	215.977	109,58	48.896	72.104	47,46
SAO TOME AND PRINCIPE	6.631	0	-100,00	8.280	0	-100,00
SOUTH AFRICA	18.666.693	10.436.022	-44,09	7.539.971	5.270.214	-30,10
ZIMBABWE	124.323	112.359	-9,62	83.571	71.602	-14,32
ZAMBIA	29.184	0	-100,00	23.183	0	-100,00
MALAWI	38.700	0	-100,00	10.292	0	-100,00
BURUNDI	0	19.473	-	0	6.735	-
MAURITIUS	1.509.017	725.023	-51,95	511.588	324.086	-36,65
RWANDA	0	19.473	-	0	6.696	-
VIRGIN ISLANDS (BRITISH)	365	40.576	11016,71	1.956	18.114	826,07
AUSTRALIA	39.477.725	58.498.402	48,18	19.220.934	30.867.916	60,60
NEW ZEALAND	33.361.205	21.746.555	-34,81	10.588.221	7.908.351	-25,31
MICRONESIA, FEDERATED STATES C	0	713	-	0	3.635	-
GUAM	1.377	1.091	-20,77	3.686	4.045	9,74
PALAU	756	371	-50,93	733	852	16,23

TABEL 5. PERKEMBANGAN EKSPOR INDONESIA MENURUT KOMODITI DAN NEGARA TUJUAN

JENIS BARANG	BERAT BERSIH (KG)		PERUB	NILAI FOB (US \$)		PERUB
	JAN-SEP 2007	JAN-SEP 2008	%	JAN-SEP 2007	JAN-SEP 2008	%
(1)	(2)	(3)	(4)	(5)	(6)	(7)
NEW CALEDONIA	206.177	303.442	47,18	130.489	438.500	236,04
NORTHERN MARIANA ISLANDS	15	0	-100,00	45	0	-100,00
SAINT VINCENT AND THE GRENADIN	183	267	45,90	320	263	-17,81
VANUATU	25.320	13.720	-45,81	24.595	19.097	-22,35
WALLIS AND FUTUNA ISLANDS	0	1.139	-	0	1.255	-
COOK ISLANDS	1.557	548	-64,80	2.837	6.046	113,11
FIJI	217.543	205.945	-5,33	105.455	148.495	40,81
MARSHALL ISLANDS	0	11	-	0	43	-
SAMOA	1.069.754	328.691	-69,27	440.388	147.675	-66,47
SOLOMON ISLANDS	245	21.011	8475,92	176	10.881	6082,39
TONGA	0	802	-	0	1.001	-
EAST TIMOR	48.439	322.291	565,35	28.213	236.848	739,50
UNITED STATES	28.374.528	12.513.384	-55,90	21.228.693	16.790.555	-20,91
CANADA	3.283.387	964.758	-70,62	1.440.539	1.004.459	-30,27
MEXICO	2.855.543	3.152.296	10,39	1.459.980	2.247.750	53,96
GUATEMALA	917.461	794.690	-13,38	494.814	657.585	32,90
HONDURAS	128.484	186	-99,86	48.174	229	-99,52
NICARAGUA	20.167	39.431	95,52	9.031	27.408	203,49
PANAMA	2.175.236	2.925.515	34,49	1.220.178	2.086.815	71,03
CUBA	251	65.017	25803,19	1.853	50.037	2600,32
SURINAME	87.586	187.963	114,60	38.020	129.304	240,09
CHILE	3.099.351	1.062.305	-65,72	1.745.853	814.487	-53,35
VENEZUELA	89.842	2.275	-97,47	83.644	6.620	-92,09
ARGENTINA	890.114	858.808	-3,52	532.484	560.733	5,31
BRAZIL	2.607.169	3.539.685	35,77	1.031.424	1.639.420	58,95
COLOMBIA	384.916	801.673	108,27	242.885	630.285	159,50
BOLIVIA	574	0	-100,00	925	0	-100,00
URUGUAY	182.531	119.588	-34,48	96.637	71.320	-26,20
PARAGUAY	8.839	0	-100,00	6.973	0	-100,00
ECUADOR	1.188.672	2.175.156	82,99	449.711	1.116.008	148,16
PERU	1.147.901	428.334	-62,69	600.661	237.757	-60,42
GUYANA	99.509	16.736	-83,18	46.337	18.621	-59,81
TRINIDAD AND TOBAGO	1.287.603	929.266	-27,83	448.384	428.651	-4,40
BAHAMAS	1.045	234	-77,61	1.174	266	-77,34
JAMAICA	1.047.793	254.862	-75,68	382.536	86.538	-77,38
PUERTO RICO	958.982	663.466	-30,82	636.311	386.258	-39,30
BELIZE	10.132	148	-98,54	11.377	603	-94,70
DOMINICAN REPUBLIC	357.839	720.821	101,44	173.736	429.880	147,43
EL SALVADOR	703.490	68.739	-90,23	230.978	23.036	-90,03
COSTA RICA	175.934	178.744	1,60	80.690	104.779	29,85
HAITI	93.552	36.603	-60,87	74.932	17.261	-76,96
BARBADOS	83.402	104.878	25,75	57.514	77.768	35,22
ANTIGUA AND BARBUDA	19.919	766	-96,15	13.287	1.828	-86,24
ANGUILLA	21.677	820	-96,22	16.069	892	-94,45
ARUBA	21.676	42.418	95,69	7.437	24.618	231,02
BERMUDA	180	1.261	600,56	774	8.904	1050,39
CAPE VERDE	0	17.892	-	0	9.258	-
CAYMAN ISLANDS	267	284	6,37	153	74	-51,63
DOMINICA	56.262	37.062	-34,13	33.213	12.261	-63,08
FRENCH GUIANA	3.165	2.586	-18,29	7.600	10.144	33,47
FRENCH POLYNESIA	57.908	37.270	-35,64	40.319	42.874	6,34
GRENADA	37.682	22.552	-40,15	15.906	7.064	-55,59
MARTINIQUE	4.175	842	-79,83	20.100	2.896	-85,59
NETHERLANDS ANTILLES	32.681	5.141	-84,27	32.078	13.466	-58,02
SAINT LUCIA	65.116	365	-99,44	25.707	1.511	-94,12
TURKS AND CAICOS ISLANDS	38	367	865,79	62	820	1222,58
GUADELOUPE	8.594	5.747	-33,13	23.695	12.959	-45,31
SAINT KITTS AND NEVIS	0	173	-	0	259	-
UNITED KINGDOM	3.937.490	2.611.160	-33,68	3.903.038	4.060.017	4,02
NETHERLANDS	1.083.085	1.189.434	9,82	1.296.965	1.572.256	21,23
FRANCE	7.389.198	648.403	-91,22	13.213.653	1.631.209	-87,66
GERMANY, FED. REP. OF	1.969.141	1.861.604	-5,46	2.468.570	2.907.366	17,78
AUSTRIA	6.641	4.009	-39,63	51.439	44.929	-12,66
BELGIUM	234.029	130.224	-44,36	361.980	298.613	-17,51
SWITZERLAND	29.037	30.081	3,60	106.318	173.910	63,58
DENMARK	271.843	65.162	-76,03	125.699	42.213	-66,42
NORWAY	30.580	79.353	159,49	33.873	64.516	90,46
SWEDEN	238.003	218.090	-8,37	165.772	180.398	8,82
FINLAND	281.764	68.483	-75,69	203.475	86.689	-57,40
IRELAND	487.358	485.184	-45	426.757	445.997	4,51
ITALY	1.607.802	1.642.197	2,14	1.289.317	1.478.500	14,67
SPAIN	18.671.378	42.985.814	130,22	5.798.181	13.163.806	127,03
PORTUGAL	1.897.770	1.275.612	-32,78	610.218	537.292	-11,95
ICELAND	1.115	0	-100,00	3.021	0	-100,00
GREECE	3.189.102	2.134.399	-33,07	1.048.069	854.945	-18,43
DEMOCRATIC REPUBLIC OF THE CO	23.223	0	-100,00	12.511	0	-100,00
HUNGARY	153.772	123.637	-19,60	67.607	443.690	556,28
POLAND	3.727.174	3.587.614	-3,74	2.149.084	2.410.942	12,18

TABEL 5. PERKEMBANGAN EKSPOR INDONESIA MENURUT KOMODITI DAN NEGARA TUJUAN

JENIS BARANG	BERAT BERSIH (KG)		PERUB	NILAI FOB (US \$)		PERUB
	JAN-SEP 2007	JAN-SEP 2008	%	JAN-SEP 2007	JAN-SEP 2008	%
	(1)	(2)	(3)	(4)	(5)	(6)
ROMANIA	198.370	510.988	157,59	147.278	457.640	210,73
BULGARIA	139.127	1.270.576	813,25	71.172	548.399	670,53
YUGOSLAVIA	23.317	28.368	21,66	12.100	26.301	117,36
ALBANIA	52.287	399	-99,24	37.599	600	-98,40
ARMENIA	0	53	-	0	159	-
BELARUS	0	1.084.295	-	0	355.517	-
KAZAKHSTAN	85.708	249.764	191,41	110.577	362.705	228,01
UKRAINE	629.696	1.716.532	172,60	876.429	2.417.496	175,83
LITHUANIA	444.130	84.115	-81,06	166.397	111.650	-32,90
LATVIA	0	2	-	0	17	-
ESTONIA	1.027	1.172	14,12	2.440	5.681	132,83
GEORGIA	0	55.308	-	0	105.919	-
CROATIA	433.078	827.247	91,02	278.356	572.084	105,52
BOSNIA AND HERZEGOVINA	744.244	429.609	-42,28	492.806	254.045	-48,45
MALTA	6.402	15.880	148,05	11.348	16.623	46,48
SLOVAKIA	2	858	42800,00	114	1.817	1493,86
SLOVENIA	44.900	1.487	-96,69	24.207	7.266	-69,98
CZECH REPUBLIC	881.685	453.689	-48,54	548.212	396.268	-27,72
RUSSIA FEDERATION	1.440.956	2.710.503	88,10	1.732.127	3.153.106	82,04
KERTAS DAN BARANG DARI KERTA:	3.051.576.429	3.155.776.420	3,41	2.460.697.430	2.978.693.956	21,05
JAPAN	217.671.496	254.841.621	17,08	193.119.956	267.465.384	38,50
HONG KONG	100.059.410	83.155.359	-16,89	76.729.582	72.689.702	-5,27
KOREA, DEMOCRATIC PEOPLE'S REI	26.188	0	-100,00	21.807	0	-100,00
KOREA, REPUBLIC OF	68.186.693	57.427.387	-15,78	52.679.495	52.207.744	-,90
TAIWAN	90.659.556	111.844.732	23,37	56.657.571	86.844.930	53,28
CHINA	204.483.751	208.110.211	1,77	151.551.701	163.828.514	8,10
MONGOLIA	81	18.620	22887,65	550	32.949	5890,73
MACAU	1	977	97600,00	1	163	16200,00
PAPUA NEW GUINEA	1.874.492	3.063.101	63,41	1.778.892	3.603.221	102,55
THAILAND	78.040.045	82.293.439	5,45	64.424.098	82.064.432	27,38
SINGAPORE	133.125.144	152.811.251	14,79	92.126.662	119.606.444	29,83
PHILIPPINES	57.931.770	85.219.501	47,10	48.606.224	76.176.837	56,72
MALAYSIA	283.973.026	269.620.318	-5,05	208.679.350	246.992.882	18,36
MYANMAR (FORM. BURMA)	28.997.622	37.422.858	29,05	17.865.922	29.072.355	62,73
CAMBODIA	9.196.103	11.288.874	22,76	7.289.787	10.361.562	42,14
BRUNEI DARUSSALAM	1.240.355	955.971	-22,93	1.324.672	1.120.913	-15,38
LAO PEOPLE'S DEMOCRATIC REPUB	6.757	16.695	147,08	4.548	10.672	134,65
NEPAL	291.729	223.371	-23,43	2.175.896	1.877.162	-13,73
VIET NAM	140.051.185	143.479.670	2,45	98.613.774	123.199.379	24,93
MALDIVES	871.649	874.976	,38	1.159.973	1.079.826	-6,91
INDIA	68.648.884	68.699.607	,07	43.753.731	59.597.015	36,21
PAKISTAN	55.995.364	54.033.528	-3,50	41.790.943	50.893.806	21,78
BANGLADESH	20.326.258	24.730.307	21,67	15.403.074	22.746.530	47,68
SRI LANKA	48.097.602	48.656.626	1,16	32.888.111	35.914.027	9,20
AFGHANISTAN	679.174	537.847	-20,81	1.374.440	1.127.465	-17,97
IRAQ	45.360	25.180	-44,49	68.070	38.492	-43,45
IRAN (ISLAMIC REPUBLIC OF)	120.982.918	134.121.454	10,86	94.026.148	122.038.118	29,79
SAUDI ARABIA	107.950.594	94.890.548	-12,10	80.843.167	92.035.677	13,84
ISRAEL	0	806.248	-	0	757.288	-
KUWAIT	11.222.395	12.648.190	12,70	10.258.593	13.678.159	33,33
JORDAN	23.324.168	21.678.992	-7,05	18.976.702	21.878.865	15,29
LEBANON	6.358.192	9.099.746	43,12	5.667.635	9.594.683	69,29
YEMEN	18.390.404	25.874.768	40,70	14.996.129	26.268.871	75,17
OMAN	6.761.436	6.882.876	1,80	6.118.326	7.164.382	17,10
SYRIA ARAB REPUBLIC	22.893.314	12.303.774	-46,26	18.645.592	11.963.473	-35,84
TURKEY	60.998.457	42.322.687	-30,62	48.977.719	39.622.785	-19,10
UNITED ARAB EMIRATES	84.395.008	91.204.813	8,07	75.465.504	95.062.285	25,97
QATAR	6.038.968	7.824.762	29,57	5.847.317	9.046.962	54,72
BAHRAIN	7.950.877	6.334.935	-20,32	7.440.564	6.949.185	-6,60
CYPRUS	3.774.939	4.257.899	12,79	3.375.780	4.400.262	30,35
EGYPT	39.274.860	35.183.267	-10,42	32.230.462	34.138.263	5,92
LIBYAN ARAB JAMAHIRIYA	2.905.597	4.977.688	71,31	2.689.182	5.045.671	87,63
MOROCCO	930.740	505.950	-45,64	845.600	642.491	-24,02
TUNISIA	40.068	1.657.389	4036,44	32.856	1.618.819	4827,01
ALGERIA	475.496	33.507	-92,95	385.152	39.959	-89,63
SUDAN	16.361.024	19.387.086	18,50	13.141.004	17.591.808	33,87
ERITREA	111.475	96.907	-13,07	107.124	92.755	-13,41
NAMIBIA	73	231	216,44	200	544	172,00
ETHIOPIA	501.087	344.304	-31,29	379.171	487.103	28,47
TANZANIA, UNITED REPUBLIC OF	2.686.497	1.184.029	-55,93	1.878.698	1.130.097	-39,85
MADAGASCAR	3.405.714	3.424.761	,56	2.964.043	4.033.521	36,08
SOMALIA	564.070	241.501	-57,19	6.366.694	539.987	-91,52
KENYA	9.345.587	11.106.078	18,84	7.385.762	8.844.954	19,76
REUNION	1.643.061	5.785.557	252,12	1.541.690	5.254.637	240,84
MOZAMBIQUE	1.464.624	1.283.993	-12,33	1.243.410	1.327.849	6,79
BOTSWANA	3	132	4300,00	9	445	4844,44
EQUATORIAL GUINEA	49.266	94.335	91,48	51.191	100.622	96,56

TABEL 5. PERKEMBANGAN EKSPOR INDONESIA MENURUT KOMODITI DAN NEGARA TUJUAN

JENIS BARANG	BERAT BERSIH (KG)		PERUB	NILAI FOB (US \$)		PERUB
	JAN-SEP 2007	JAN-SEP 2008	%	JAN-SEP 2007	JAN-SEP 2008	%
(1)	(2)	(3)	(4)	(5)	(6)	(7)
TOGO	4.872.041	7.218.778	48,17	4.218.001	7.961.025	88,74
GHANA	8.141.564	13.101.287	60,92	6.416.675	12.228.385	90,57
LIBERIA	256.549	398.201	55,21	261.562	449.098	71,70
GUINEA	2.963.738	3.203.223	8,08	2.386.155	3.597.094	50,75
ANGOLA	1.453.746	1.846.025	26,98	1.234.582	1.899.841	53,89
CONGO	1.379.817	3.098.796	124,58	1.371.063	3.396.118	147,70
CAMEROON	2.659.666	4.508.377	69,51	2.812.317	5.129.479	82,39
NIGERIA	45.430.928	78.095.112	71,90	34.753.579	72.303.987	108,05
SIERRA LEONE	833.499	825.447	-,97	771.229	875.704	13,55
GABON	428.191	395.154	-7,72	483.500	496.535	2,70
COTE D'IVOIRE	1.915.537	1.785.496	-6,79	1.547.938	1.838.574	18,78
SENEGAL	1.664.519	2.487.416	49,44	1.481.092	2.788.969	88,30
MAURITANIA	702.124	1.363.790	94,24	736.134	1.596.266	116,84
MALI	68.461	78.493	14,65	52.800	69.183	31,03
BENIN	1.831.710	2.774.399	51,46	1.761.573	2.908.237	65,09
BURKINA FASO	23.421	14.511	-38,04	17.701	21.811	23,22
GUINEA BISSAU	0	18.549	-	0	20.473	-
GAMBIA	115.407	287.291	148,94	119.719	309.128	158,21
U.S. VIRGIN ISLANDS	51	34	-33,33	185	20	-89,19
SEYCHELLES	37.588	42.155	12,15	51.447	57.584	11,93
UGANDA	568.378	485.304	-14,62	605.478	601.727	-,62
CENTRAL AFRICAN REPUBLIC	195.961	0	-100,00	206.388	0	-100,00
NIGER	0	74.721	-	0	85.371	-
DJIBOUTI	13.983.493	21.765.190	55,65	12.642.679	21.416.304	69,40
SAO TOME AND PRINCIPE	6.850	14.967	118,50	7.628	14.500	90,09
SOUTH AFRICA	41.188.194	53.236.344	29,25	34.972.309	43.478.166	24,32
ZIMBABWE	717.361	20.175	-97,19	559.618	31.398	-94,39
ZAMBIA	0	19.510	-	0	41.276	-
MALAWI	366.440	280.572	-23,43	234.672	265.314	13,06
COMOROS	70.512	112.655	59,77	79.142	139.195	75,88
MAURITIUS	14.863.679	14.346.493	-3,48	9.708.377	10.688.832	10,10
RWANDA	20.515	99	-99,52	35.557	450	-98,73
VIRGIN ISLANDS (BRITISH)	1.798	652	-63,74	6.322	2.362	-62,64
AUSTRALIA	153.977.399	142.476.848	-7,47	136.809.572	150.484.688	10,00
NEW ZEALAND	32.386.640	23.024.071	-28,91	24.514.884	21.194.215	-13,55
MICRONESIA, FEDERATED STATES (3.006	2.134	-29,01	5.396	5.358	-,70
GUAM	46.437	92.284	98,73	83.158	159.378	91,66
PALAU	1.867	533	-71,45	2.185	8.421	285,40
NEW CALEDONIA	1.778.910	1.587.056	-10,78	1.824.813	1.897.005	3,96
NORTHERN MARIANA ISLANDS	37.794	3.399	-91,01	33.671	5.119	-84,80
SAINT VINCENT AND THE GRENADIN	219	0	-100,00	425	0	-100,00
VANUATU	88.391	123.567	39,80	95.215	168.633	77,11
WALLIS AND FUTUNA ISLANDS	31	580	1770,97	75	795	960,00
AMERICAN SAMOA	0	426	-	0	2.444	-
COOK ISLANDS	13.361	12.871	-3,67	25.718	36.810	43,13
FIJI	2.209.383	3.403.982	54,07	1.748.901	3.174.652	81,52
KIRIBATI	12.608	13.208	4,76	14.334	27.249	90,10
MARSHALL ISLANDS	0	162	-	0	10.913	-
SAMOA	45.221	64.080	41,70	42.509	69.066	62,47
SOLOMON ISLANDS	99.708	54.165	-45,68	123.127	104.571	-15,07
TONGA	44.773	44.965	,43	41.997	51.607	22,88
TUVALU	270	3.192	1082,22	314	6.736	2045,22
EAST TIMOR	74	557.675	753514,86	26	557.595	2144496,15
UNITED STATES	239.726.213	211.688.655	-11,70	217.118.178	219.783.678	1,23
CANADA	53.711.540	31.607.226	-41,15	46.931.098	33.241.070	-29,17
MEXICO	3.396.456	3.950.287	16,31	2.995.905	4.122.914	37,62
GUATEMALA	885.118	1.151.371	30,08	839.376	996.293	18,69
HONDURAS	110.510	107.087	-3,10	110.439	108.923	-1,37
NICARAGUA	1.520.781	1.915.573	25,96	1.129.358	1.690.782	49,71
PANAMA	1.109.237	978.712	-11,77	1.042.782	1.003.785	-3,74
CUBA	5.810.008	9.658.981	66,25	4.411.627	8.670.056	96,53
SURINAME	165.736	270.718	63,34	140.431	278.980	98,66
CHILE	1.903.916	1.148.091	-39,70	1.870.335	1.408.641	-24,69
VENEZUELA	431.559	2.295.115	431,82	533.897	2.409.204	351,25
ARGENTINA	1.833.682	2.523.076	37,60	2.003.607	2.702.797	34,90
BRAZIL	17.380.576	38.475.683	121,37	13.999.453	34.274.887	144,83
COLOMBIA	2.403.207	3.490.354	45,24	2.938.844	4.552.373	54,90
BOLIVIA	642	51.337	7896,42	9.037	84.749	837,80
URUGUAY	133.699	288.817	116,02	177.161	298.627	68,56
PARAGUAY	184.452	1.151.569	524,32	232.791	1.240.909	433,06
ECUADOR	2.129.583	5.036.870	136,52	2.313.943	5.690.275	145,91
PERU	6.290.450	10.704.266	70,17	6.076.513	12.912.484	112,50
GUYANA	170.954	133.888	-21,68	154.210	118.826	-22,95
TRINIDAD AND TOBAGO	690.260	1.077.160	56,05	565.893	1.573.643	178,08
BAHAMAS	16.524	24.697	49,46	13.713	21.521	56,94
JAMAICA	717.336	1.089.206	51,84	684.250	1.204.690	76,06
PUERTO RICO	1.840.846	1.269.895	-31,02	1.486.406	1.201.473	-19,17
BELIZE	52.675	65.748	24,82	51.291	67.602	31,80

TABEL 5. PERKEMBANGAN EKSPOR INDONESIA MENURUT KOMODITI DAN NEGARA TUJUAN

JENIS BARANG	BERAT BERSIH (KG)		PERUB	NILAI FOB (US \$)		PERUB
	JAN-SEP 2007	JAN-SEP 2008	%	JAN-SEP 2007	JAN-SEP 2008	%
(1)	(2)	(3)	(4)	(5)	(6)	(7)
DOMINICAN REPUBLIC	555.086	4.222.299	660,66	570.662	4.193.210	634,80
EL SALVADOR	1.968.308	1.805.317	-8,28	1.657.513	1.756.399	5,97
COSTA RICA	3.658.391	4.934.110	34,87	2.960.192	4.434.890	49,82
HAITI	25.402	67.096	164,14	9.907	55.732	462,55
BARBADOS	91.503	137.613	50,39	80.012	134.293	67,84
ANTIGUA AND BARBUDA	1.426	162	-88,64	3.117	611	-80,40
ARUBA	16.994	66	-99,61	14.209	1.900	-86,63
BERMUDA	436	407	-6,65	2.445	2.285	-6,54
CAPE VERDE	18.549	55.646	199,99	15.293	51.409	236,16
CAYMAN ISLANDS	3.057	109	-96,43	18.645	167	-99,10
DOMINICA	3.545	214.920	5962,62	7.204	198.788	2659,41
FRENCH GUIANA	2.917	2.115	-27,49	4.222	5.608	32,83
FRENCH POLYNESIA	756.337	1.151.633	52,26	790.417	1.381.017	74,72
GREENLAND	0	4.221	-	0	11.773	-
GRENADA	271	1.043	284,87	1.384	6.041	336,49
MARTINIQUE	133.995	116.882	-12,77	118.158	112.013	-5,20
NETHERLANDS ANTILLES	76.400	55.391	-27,50	71.463	63.599	-11,00
SAINT LUCIA	2.475	626	-74,71	14.858	3.193	-78,51
GUADELOUPE	309.920	341.269	10,12	268.276	345.650	28,84
SAINT KITTS AND NEVIS	59	1.750	2866,10	946	563	-40,49
UNITED KINGDOM	26.591.960	22.019.481	-17,19	27.303.610	28.548.945	4,56
NETHERLANDS	10.884.439	4.389.888	-59,67	12.342.170	8.886.516	-28,00
FRANCE	6.442.205	4.792.027	-25,62	7.138.913	7.067.800	-1,00
GERMANY, FED. REP. OF	2.875.778	4.803.889	67,05	6.303.409	10.438.277	65,60
AUSTRIA	81.171	7.264	-91,05	118.366	17.407	-85,29
BELGIUM	35.643.244	38.251.606	7,32	33.420.444	41.122.500	23,05
SWITZERLAND	37.551	22.376	-40,41	310.923	86.163	-72,29
LUXEMBOURG	47	400	751,06	756	870	15,08
DENMARK	645.170	577.469	-10,49	1.620.719	1.723.326	6,33
NORWAY	449.441	504.956	12,35	1.056.177	1.237.505	17,17
SWEDEN	1.788.171	1.423.042	-20,42	2.677.095	2.487.328	-7,09
FINLAND	1.055.932	632.110	-40,14	2.063.630	1.123.145	-45,57
IRELAND	791.589	878.877	11,03	1.070.992	1.442.175	34,66
ITALY	25.945.544	24.346.047	-6,16	23.297.272	23.539.872	1,04
SPAIN	25.095.909	18.572.137	-26,00	22.640.795	20.079.921	-11,31
PORTUGAL	4.144.616	4.030.524	-2,75	3.080.038	3.664.779	18,98
ICELAND	248	0	-100,00	2.940	0	-100,00
GREECE	29.279.768	17.995.510	-38,54	24.673.992	17.599.394	-28,67
LIECHTENSTEIN	20.172	0	-100,00	60.221	0	-100,00
DEMOCRATIC REPUBLIC OF THE CO	1.975.042	2.547.119	28,97	1.794.237	2.626.619	46,39
HUNGARY	28.130	30.702	9,14	68.163	37.877	-44,43
POLAND	2.329.015	835.904	-64,11	1.787.062	1.250.871	-30,00
ROMANIA	2.101.322	2.666.037	26,87	2.015.116	2.648.695	31,44
BULGARIA	135.654	472.763	248,51	113.457	495.292	336,55
YUGOSLAVIA	0	235.063	-	0	257.016	-
ALBANIA	180.475	592.003	228,02	179.576	705.585	292,92
ARMENIA	24.570	73.359	198,57	14.742	85.317	478,73
KAZAKHSTAN	594.138	336.664	-43,34	505.806	287.082	-43,24
TAJKISTAN	249	0	-100,00	1.630	0	-100,00
TURKMENISTAN	0	16.487	-	0	48.455	-
UKRAINE	2.047.911	4.905.425	139,53	2.540.385	5.454.832	114,72
LITHUANIA	663.397	653.343	-1,52	810.207	969.264	19,63
LATVIA	274.107	328.646	19,90	306.110	375.231	22,58
ESTONIA	4.521	151.500	3251,03	12.891	272.450	2013,49
GEORGIA	1.977.721	2.015.371	1,90	1.535.512	2.029.078	32,14
CROATIA	253.722	484.708	91,04	250.010	538.152	115,25
BOSNIA AND HERZEGOVINA	0	982.773	-	0	964.067	-
MALTA	685.775	540.011	-21,26	613.874	585.626	-4,60
SLOVAKIA	6.745	1.044	-84,52	14.722	35.067	138,19
SLOVENIA	1.525.412	76.479	-94,99	1.284.737	192.970	-84,98
CZECH REPUBLIC	7.637	23.415	206,60	20.697	51.301	147,87
RUSSIA FEDERATION	5.958.463	13.018.096	118,48	6.334.577	14.718.276	132,35
-GLISEROL DAN LARUTAN ALKALI	19.254.003	45.126.260	134,37	4.801.320	21.910.958	356,35
JAPAN	4.614.233	2.520.427	-45,38	1.130.664	1.472.628	30,24
KOREA, REPUBLIC OF	0	18.000	-	0	36.000	-
TAIWAN	60.000	0	-100,00	28.854	0	-100,00
CHINA	3.555.670	12.357.720	247,55	526.034	4.931.264	837,44
PAPUA NEW GUINEA	823	0	-100,00	765	0	-100,00
THAILAND	2	0	-100,00	2	0	-100,00
SINGAPORE	0	100	-	0	22	-
PHILIPPINES	260.250	208.070	-20,05	124.408	356.554	186,60
MALAYSIA	7.980.270	21.750.000	172,55	1.598.507	9.675.000	505,25
INDIA	1.058.935	4.055.920	283,02	382.794	2.245.035	486,49
IRAN (ISLAMIC REPUBLIC OF)	162.550	108.000	-33,56	22.757	45.360	99,32
SAUDI ARABIA	100.000	200.000	100,00	60.000	348.000	480,00
YEMEN	60.000	165.984	176,64	36.000	233.975	549,93
SYRIA ARAB REPUBLIC	0	95.000	-	0	165.300	-

TABEL 5. PERKEMBANGAN EKSPOR INDONESIA MENURUT KOMODITI DAN NEGARA TUJUAN

JENIS BARANG	BERAT BERSIH (KG)		PERUB	NILAI FOB (US \$)		PERUB
	JAN-SEP 2007	JAN-SEP 2008	%	JAN-SEP 2007	JAN-SEP 2008	%
	(1)	(2)	(3)	(4)	(5)	(6)
UNITED ARAB EMIRATES	140.000	20.000	-85,71	133.000	34.060	-74,39
EGYPT	60.000	247.000	311,67	41.800	429.780	928,18
SUDAN	720.000	340.000	-52,78	432.000	380.400	-11,94
KENYA	60.000	0	-100,00	36.600	0	-100,00
GHANA	20.000	0	-100,00	12.200	0	-100,00
NIGERIA	20.000	0	-100,00	12.200	0	-100,00
SOUTH AFRICA	61.270	0	-100,00	13.018	0	-100,00
AUSTRALIA	80.000	0	-100,00	48.000	0	-100,00
CANADA	219.999	20.000	-90,91	149.521	33.400	-77,66
VENEZUELA	0	20.000	-	0	24.000	-
BRAZIL	20.000	0	-100,00	12.195	0	-100,00
NETHERLANDS	0	3.000.039	-	0	1.500.180	-
GERMANY, FED. REP. OF	1	0	-100,00	1	0	-100,00
-MARGARIN DAN LEMAK LAINNYA	231.158.691	360.502.140	55,95	160.925.064	405.350.166	151,89
JAPAN	479.985	525.072	9,39	415.723	801.186	92,72
HONG KONG	4.667.980	3.999.989	-14,31	2.704.973	3.853.889	42,47
KOREA, REPUBLIC OF	352.702	95.400	-72,95	265.320	126.119	-52,47
TAIWAN	530.019	629.787	18,82	390.933	783.642	100,45
CHINA	110.277.996	73.824.275	-33,06	68.073.508	73.086.653	7,36
PAPUA NEW GUINEA	829.821	658.698	-20,62	693.690	740.938	6,81
THAILAND	115	1.733.400	1507204,35	4	2.489.639	62240875,00
SINGAPORE	671.468	5.749.554	756,27	547.836	6.919.985	1163,15
PHILIPPINES	6.304.902	5.998.522	-4,86	4.473.687	6.872.017	53,61
MALAYSIA	461.201	4.305.758	833,60	415.993	5.476.727	1216,54
MYANMAR (FORM. BURMA)	508.894	475.048	-6,65	437.708	585.548	33,78
CAMBODIA	61.512	21.960	-64,30	37.432	23.973	-35,96
VIET NAM	11.543.554	14.721.774	27,53	7.927.556	15.285.678	92,82
MALDIVES	11.964	14.241	19,03	11.689	21.861	87,02
INDIA	388.325	789.944	103,42	257.067	1.118.894	335,25
PAKISTAN	0	3.123.342	-	0	3.396.351	-
BANGLADESH	42.750	20.235	-52,67	27.915	24.404	-12,58
SRI LANKA	12.529.656	9.164.240	-26,86	7.919.124	8.990.617	13,53
AFGHANISTAN	0	2.572.378	-	0	3.087.837	-
IRAQ	0	73.939.112	-	0	81.211.784	-
IRAN (ISLAMIC REPUBLIC OF)	251.232	2.503.827	896,62	295.000	3.275.694	1010,40
SAUDI ARABIA	4.640.087	5.158.620	11,18	3.387.052	5.645.607	66,68
KUWAIT	100.914	280.800	178,26	95.422	344.878	261,42
JORDAN	0	20.000	-	0	24.678	-
LEBANON	0	1.141.147	-	0	1.624.076	-
YEMEN	66	60.628	91760,61	99	61.565	62086,87
OMAN	40.200	731.508	1719,67	25.447	960.052	3672,75
SYRIA ARAB REPUBLIC	599.280	1.906.327	218,10	411.491	2.597.617	531,27
TURKEY	2.319.800	7.523.202	224,30	2.039.088	9.525.924	367,17
UNITED ARAB EMIRATES	418.680	1.275.031	204,54	294.243	1.720.979	484,88
QATAR	77.700	20.100	-74,13	44.062	21.044	-52,24
BAHRAIN	80.640	59.435	-26,30	55.307	65.565	18,55
CYPRUS	20.100	0	-100,00	11.055	0	-100,00
EGYPT	3.650.400	6.582.229	80,32	3.016.204	8.123.604	169,33
MOROCCO	0	281.850	-	0	393.974	-
ALGERIA	6.282.999	15.720.849	150,21	4.273.822	18.366.459	329,74
SUDAN	575.520	2.372.955	312,31	395.079	2.736.308	592,60
NAMIBIA	73.840	55.380	-25,00	38.028	62.395	64,08
ETHIOPIA	484.800	504.000	3,96	356.559	667.860	87,31
TANZANIA, UNITED REPUBLIC OF	452.995	630.460	39,18	324.986	621.762	91,32
KENYA	21.200	110.400	420,75	14.660	105.736	621,26
MOZAMBIQUE	977.829	3.207.835	228,06	637.823	3.412.944	435,09
EQUATORIAL GUINEA	57.411	0	-100,00	53.758	0	-100,00
TOGO	1.167.596	907.229	-22,30	767.235	922.692	20,26
GHANA	7.512.185	3.883.195	-48,31	5.669.391	3.915.324	-30,94
LIBERIA	379.184	380.892	,45	267.622	393.892	47,18
GUINEA	164.937	0	-100,00	149.910	0	-100,00
ANGOLA	1.503.184	3.205.781	113,27	905.854	3.436.163	279,33
CONGO	953.660	887.070	-6,98	633.342	941.971	48,73
CAMEROON	279.650	1.259.080	350,23	194.318	1.515.825	680,07
NIGERIA	8.683.006	17.019.486	96,01	5.635.477	18.545.919	229,09
SIERRA LEONE	214.128	297.138	38,77	155.629	289.992	86,34
GABON	49.337	19.224	-61,04	34.711	18.818	-45,79
COTE D'IVOIRE	36.400	232.000	537,36	21.970	282.174	1184,36
BENIN	7.083.284	8.280.534	16,90	4.779.978	8.660.232	81,18
GUINEA BISSAU	0	47.918	-	0	52.687	-
GAMBIA	20.250	33.923	67,52	12.353	33.716	172,94
NIGER	0	282.533	-	0	310.664	-
CHAD	0	204.149	-	0	191.072	-
DJIBOUTI	1.081.275	1.195.160	10,53	741.905	1.323.322	78,37
SAO TOME AND PRINCIPE	157.029	200.197	27,49	95.796	211.276	120,55
SOUTH AFRICA	2.667.950	2.944.235	10,36	3.606.805	4.290.713	18,96
MALAWI	38.122	181.200	375,32	21.222	211.942	898,69

TABEL 5. PERKEMBANGAN EKSPOR INDONESIA MENURUT KOMODITI DAN NEGARA TUJUAN

JENIS BARANG	BERAT BERSIH (KG)		PERUB	NILAI FOB (US \$)		PERUB
	JAN-SEP 2007	JAN-SEP 2008	%	JAN-SEP 2007	JAN-SEP 2008	%
	(1)	(2)	(3)	(4)	(5)	(6)
MAURITIUS	16.915	17.530	3,64	17.312	18.905	9,20
VIRGIN ISLANDS (BRITISH)	0	41.400	-	0	41.400	-
AUSTRALIA	730.952	3.023.270	313,61	530.546	3.566.047	572,15
NEW ZEALAND	2.442.206	3.309.828	35,53	1.882.765	3.961.282	110,40
VANUATU	4.506	0	-100,00	6.604	0	-100,00
FIJI	21.200	63.200	198,11	16.006	73.923	361,85
KIRIBATI	10.296	10.296	,00	9.953	18.533	86,21
SAMOA	0	21.000	-	0	22.708	-
SOLOMON ISLANDS	57.410	110.769	92,94	51.420	137.095	166,62
EAST TIMOR	0	327.009	-	0	348.621	-
UNITED STATES	16.351	233.033	1325,19	38.667	460.812	1091,74
CANADA	0	40.975	-	0	43.032	-
CUBA	0	19.335	-	0	21.913	-
ARGENTINA	0	32.575	-	0	38.759	-
BRAZIL	0	176.000	-	0	290.276	-
GUYANA	0	42.000	-	0	50.400	-
TRINIDAD AND TOBAGO	0	480.486	-	0	593.484	-
JAMAICA	1.009.778	1.191.438	17,99	612.140	1.239.511	102,49
BARBADOS	0	340.357	-	0	416.342	-
MARTINIQUE	0	16.926	-	0	18.590	-
UNITED KINGDOM	1	0	-100,00	2	0	-100,00
NETHERLANDS	1	562.753	56275200,00	6	1.149.824	19163633,33
GERMANY, FED. REP. OF	180.000	220.003	22,22	137.300	249.659	81,83
SWITZERLAND	0	30	-	0	76	-
DENMARK	0	3.539.160	-	0	4.514.758	-
SWEDEN	0	30.850	-	0	43.103	-
ITALY	0	749.999	-	0	987.250	-
PORTUGAL	0	5.713	-	0	6.136	-
GREECE	497.200	1.412.202	184,03	432.331	1.835.308	324,51
DEMOCRATIC REPUBLIC OF THE CO	1.500.263	1.727.145	15,12	1.022.937	1.860.186	81,85
ROMANIA	1.857.400	3.139.239	69,01	1.513.586	4.000.065	164,28
BULGARIA	613.700	3.732.839	508,25	557.856	4.556.402	716,77
ALBANIA	0	66.000	-	0	85.776	-
AZERBAIJAN	80.000	0	-100,00	37.200	0	-100,00
KAZAKHSTAN	0	642.069	-	0	830.613	-
TAJIKISTAN	0	103.120	-	0	110.891	-
TURKMENISTAN	0	510.505	-	0	604.276	-
UKRAINE	3.288.924	8.149.123	147,77	6.127.466	11.290.672	84,26
UZBEKISTAN	22.500	415.020	1744,53	28.800	488.660	1596,74
LITHUANIA	0	89.400	-	0	108.244	-
LATVIA	110.085	344.858	213,27	129.800	462.490	256,31
ESTONIA	282.750	583.780	106,47	820.629	1.097.410	33,73
GEORGIA	22.000	66.599	202,72	14.850	68.238	359,52
CROATIA	0	20.000	-	0	25.200	-
SLOVENIA	245.000	224.000	-8,57	139.325	266.619	91,36
RUSSIA FEDERATION	15.369.539	30.700.050	99,75	12.734.702	38.541.820	202,65
-SABUN MANDI DAN CUCI	366.114.146	400.864.811	9,49	301.250.726	427.179.346	41,80
JAPAN	10.236.825	8.459.576	-17,36	9.416.356	10.091.571	7,17
HONG KONG	3.627.870	2.336.089	-35,61	3.511.615	3.106.113	-11,55
KOREA, DEMOCRATIC PEOPLE'S REI	73.536	95.804	30,28	80.334	139.756	73,97
KOREA, REPUBLIC OF	3.567.146	4.420.635	23,93	3.983.586	5.856.479	47,02
TAIWAN	4.791.844	5.424.806	13,21	4.978.194	7.537.692	51,41
CHINA	26.030.576	16.126.881	-38,05	15.912.668	15.626.194	-1,80
MONGOLIA	907.701	497.342	-45,21	720.252	559.490	-22,32
PAPUA NEW GUINEA	6.982.689	7.579.213	8,54	4.520.202	7.014.591	55,18
THAILAND	13.291.304	7.078.311	-46,74	11.313.418	9.524.946	-15,81
SINGAPORE	12.273.881	13.416.139	9,31	13.636.691	19.431.352	42,49
PHILIPPINES	8.679.626	10.455.957	20,47	8.013.147	11.585.639	44,58
MALAYSIA	47.142.644	51.661.864	9,59	39.170.923	49.186.993	25,57
MYANMAR (FORM. BURMA)	2.854.292	2.793.846	-2,12	2.268.107	3.242.630	42,97
CAMBODIA	119.772	63.561	-46,93	127.256	95.182	-25,20
BRUNEI DARUSSALAM	572.619	898.322	56,88	588.300	1.088.559	85,03
NEPAL	0	14.976	-	0	15.900	-
VIET NAM	4.049.615	3.517.618	-13,14	4.904.955	4.953.642	,99
MALDIVES	1.230.305	1.009.425	-17,95	1.233.236	1.305.653	5,87
INDIA	14.346.914	10.326.485	-28,02	11.315.823	12.373.139	9,34
PAKISTAN	5.965.825	6.621.792	11,00	6.374.744	9.381.227	47,16
BANGLADESH	1.155.187	234.981	-79,66	392.165	392.072	-57,39
SRI LANKA	789.461	260.810	-66,96	510.275	465.774	-8,72
AFGHANISTAN	74.899	583.800	679,45	87.524	860.197	882,81
IRAQ	324	6.664.708	2056908,64	752	7.914.988	1052425,00
IRAN (ISLAMIC REPUBLIC OF)	245.792	1.339.445	444,95	252.176	1.437.451	470,02
SAUDI ARABIA	1.542.132	1.443.941	-6,37	1.587.339	2.133.364	34,40
ISRAEL	0	110.089	-	0	158.529	-
KUWAIT	175.248	245.405	40,03	183.927	342.362	86,14
JORDAN	68.264	315.655	362,40	69.912	463.283	562,67
LEBANON	283.033	279.439	-1,27	316.553	453.686	43,32

TABEL 5. PERKEMBANGAN EKSPOR INDONESIA MENURUT KOMODITI DAN NEGARA TUJUAN

JENIS BARANG	BERAT BERSIH (KG)		PERUB	NILAI FOB (US \$)		PERUB
	JAN-SEP 2007	JAN-SEP 2008	%	JAN-SEP 2007	JAN-SEP 2008	%
(1)	(2)	(3)	(4)	(5)	(6)	(7)
YEMEN	2.541.391	3.122.464	22,86	2.593.630	4.647.425	79,19
OMAN	538.068	285.706	-46,90	260.137	228.899	-12,01
SYRIA ARAB REPUBLIC	319.200	35.517	-88,87	431.641	40.571	-90,60
TURKEY	0	37.760	-	0	54.452	-
UNITED ARAB EMIRATES	12.429.696	14.772.788	18,85	12.089.477	19.875.431	64,40
QATAR	0	200	-	0	2.613	-
CYPRUS	42.590	8.561	-79,90	76.714	25.630	-66,59
EGYPT	4.024.857	3.867.444	-3,91	3.861.079	4.720.344	22,25
LIBYAN ARAB JAMAHIRIYA	2.191.617	2.660.155	21,38	1.571.379	2.473.200	57,39
MOROCCO	0	189	-	0	3.467	-
TUNISIA	0	39.999	-	0	26.500	-
ALGERIA	4.158.369	1.731.819	-58,35	1.926.482	1.488.651	-22,73
SUDAN	669.536	4.479.585	569,06	704.338	4.484.787	536,74
ERITREA	417.000	3.007.383	621,19	339.175	2.926.813	762,92
NAMIBIA	1.479.941	4.386.307	196,38	1.712.949	5.199.699	203,55
ETHIOPIA	8.364.283	6.809.549	-18,59	5.000.516	5.495.265	9,89
TANZANIA, UNITED REPUBLIC OF	1.206.388	1.183.091	-1,93	1.357.567	1.800.380	32,62
MADAGASCAR	3.987.167	5.615.106	40,83	2.739.849	4.490.679	63,90
SOMALIA	325.000	831.974	155,99	129.250	411.419	218,31
KENYA	670.381	611.373	-8,80	538.333	722.400	34,19
REUNION	0	326	-	0	736	-
MOZAMBIQUE	4.405.864	7.364.416	67,15	3.668.156	6.749.136	83,99
EQUATORIAL GUINEA	408.236	458.198	12,24	345.543	520.404	50,60
TOGO	3.979.914	10.749.118	170,08	3.302.449	11.899.388	260,32
GHANA	14.116.423	24.800.531	75,69	10.669.206	22.984.660	115,43
LIBERIA	1.133.980	1.657.337	46,15	931.122	1.707.652	83,40
GUINEA	2.639.458	3.924.378	48,68	1.873.613	2.984.633	59,30
ANGOLA	13.871.313	21.581.236	55,58	11.877.088	20.593.026	73,38
CONGO	3.662.174	3.024.944	-17,40	2.703.321	2.675.726	-1,02
CAMEROON	3.829.558	4.024.259	5,08	2.850.365	3.889.028	36,44
NIGERIA	16.392.018	6.299.221	-61,57	12.053.990	5.825.748	-51,67
SIERRA LEONE	1.744.096	3.215.249	84,35	1.445.109	3.492.533	141,68
GABON	865.531	728.432	-15,84	692.677	722.335	4,28
COTE D'IVOIRE	192.666	952.143	394,19	184.160	1.059.690	475,42
SENEGAL	583.080	984.523	68,85	409.166	974.114	138,07
MAURITANIA	2.472.420	3.235.702	30,87	1.977.432	3.479.565	75,96
MALI	1.540.633	966.075	-37,29	1.060.595	854.065	-19,47
BENIN	12.735.153	18.123.260	42,31	11.984.608	22.100.322	84,41
BURKINA FASO	968.905	1.113.323	14,91	901.306	1.159.180	28,61
GUINEA BISSAU	523.199	342.475	-34,54	307.456	259.920	-15,46
GAMBIA	342.408	188.671	-44,90	281.272	210.325	-25,22
SEYCHELLES	66.986	171.190	155,56	82.902	211.661	155,31
UGANDA	111.151	35.901	-67,70	81.181	49.209	-39,38
CENTRAL AFRICAN REPUBLIC	115.063	23.976	-79,16	93.354	32.607	-65,07
NIGER	143.872	78.420	-45,49	96.456	95.312	-1,19
CHAD	10.318	133.138	1190,35	14.313	145.940	919,63
DJIBOUTI	12.491.128	15.347.619	22,87	8.443.622	12.513.804	48,20
SAO TOME AND PRINCIPE	61.691	88.856	44,03	61.824	85.197	37,81
SOUTH AFRICA	2.081.707	3.126.695	50,20	1.611.461	3.228.158	100,32
ZIMBABWE	29.791	14.968	-49,76	28.845	18.848	-34,66
ZAMBIA	94.755	0	-100,00	63.762	0	-100,00
MALAWI	8.464.492	10.816.500	27,79	3.406.858	6.614.143	94,14
COMOROS	116.839	241.758	106,92	113.581	239.581	110,93
BURUNDI	11.808	0	-100,00	13.325	0	-100,00
MAURITIUS	2.870.138	1.209.799	-57,85	1.816.380	1.300.863	-28,38
RWANDA	173.601	198.144	14,14	192.855	314.760	63,21
AUSTRALIA	5.746.122	3.229.077	-43,80	6.349.143	4.642.990	-26,87
NEW ZEALAND	183.590	107.213	-41,60	324.223	267.778	-17,41
MICRONESIA, FEDERATED STATES (174.036	168.541	-3,16	127.634	176.381	38,19
GUAM	643	1.559	142,46	3.240	3.747	15,65
PALAU	496	114	-77,02	595	544	-8,57
NEW CALEDONIA	8.084	14.103	74,46	11.633	20.176	73,44
NORTHERN MARIANA ISLANDS	0	1	-	0	2	-
SAINT VINCENT AND THE GRENADIN	8.237	0	-100,00	8.435	0	-100,00
VANUATU	237.272	218.528	-7,90	195.194	178.080	-8,77
WALLIS AND FUTUNA ISLANDS	1.680	4.187	149,23	4.039	11.620	187,69
AMERICAN SAMOA	8.684	13.145	51,37	14.187	27.153	91,39
COOK ISLANDS	39.524	46.656	18,04	32.089	41.933	30,68
FIJI	3.866.807	3.947.954	2,10	2.721.755	3.889.213	42,89
KIRIBATI	123.473	194.046	57,16	107.135	210.688	96,66
MARSHALL ISLANDS	25.562	32.640	27,69	17.917	29.835	66,52
SAMOA	830.114	713.929	-14,00	718.553	812.658	13,10
SOLOMON ISLANDS	532.786	425.595	-20,12	510.790	486.204	-4,81
TONGA	118.508	113.605	-4,14	130.690	164.900	26,18
TUVALU	27.614	30.729	11,28	22.614	34.815	53,95
EAST TIMOR	31.029	2.300.572	7314,26	35.211	1.289.668	3562,68
UNITED STATES	1.770.505	1.735.200	-1,99	1.934.527	2.292.394	18,50
CANADA	125.786	48.157	-61,72	189.325	91.134	-51,86

TABEL 5. PERKEMBANGAN EKSPOR INDONESIA MENURUT KOMODITI DAN NEGARA TUJUAN

JENIS BARANG	BERAT BERSIH (KG)		PERUB	NILAI FOB (US \$)		PERUB
	JAN-SEP 2007	JAN-SEP 2008	%	JAN-SEP 2007	JAN-SEP 2008	%
(1)	(2)	(3)	(4)	(5)	(6)	(7)
MEXICO	44.999	59.997	33,33	85.439	136.777	60,09
GUATEMALA	99.053	156.749	58,25	102.071	155.296	52,15
HONDURAS	55.447	0	-100,00	45.138	0	-100,00
PANAMA	1.531.173	1.721.747	12,45	1.432.360	2.169.344	51,45
SURINAME	251.814	270.884	7,57	325.442	617.374	89,70
CHILE	515.209	1.241.056	140,88	417.750	1.230.463	194,55
ARGENTINA	646.549	0	-100,00	287.996	0	-100,00
BRAZIL	66.017	17.000	-74,25	75.399	25.285	-66,47
COLOMBIA	121.312	1.083.328	793,01	108.353	1.075.050	892,17
BOLIVIA	938.666	882.548	-5,98	851.715	901.162	5,81
URUGUAY	0	42.000	-	0	100.998	-
PERU	25.920	73.212	182,45	25.200	94.460	274,84
GUYANA	124.157	24.768	-80,05	173.640	32.035	-81,55
TRINIDAD AND TOBAGO	186.356	172.711	-7,32	167.798	161.617	-3,68
JAMAICA	380.525	539.345	41,74	172.785	502.215	190,66
BELIZE	4.029	3.525	-12,51	9.783	17.215	75,97
DOMINICAN REPUBLIC	115.296	134.690	16,82	111.595	182.997	63,98
EL SALVADOR	74.304	24.570	-66,93	80.374	32.223	-59,91
COSTA RICA	111.466	43.930	-60,59	110.436	62.103	-43,77
HAITI	4.171.214	3.594.605	-13,82	4.241.877	4.484.952	5,73
BARBADOS	16.929	55.937	230,42	24.164	62.953	160,52
BERMUDA	7	13	85,71	66	62	-6,06
CAPE VERDE	95.613	92.146	-3,63	76.097	86.433	13,58
DOMINICA	32.655	25.920	-20,62	34.620	36.000	3,99
FRENCH POLYNESIA	96.811	39.071	-59,64	63.767	30.989	-51,40
MARTINIQUE	19	0	-100,00	110	0	-100,00
NETHERLANDS ANTILLES	207.627	166.219	-19,94	171.368	199.446	16,38
UNITED KINGDOM	619.587	470.503	-24,06	850.621	662.460	-22,12
NETHERLANDS	553.959	468.777	-15,38	712.664	750.042	5,24
FRANCE	338.826	155.932	-53,98	284.707	153.016	-46,25
GERMANY, FED. REP. OF	134.031	114.805	-14,34	130.674	115.233	-11,82
AUSTRIA	6	144.003	2399950,00	59	202.638	343354,24
BELGIUM	529.436	360.780	-31,86	462.210	380.644	-17,65
SWITZERLAND	968	900	-7,02	2.037	6.457	216,99
DENMARK	10	17.973	179630,00	40	34.655	86537,50
NORWAY	455	111	-75,60	2.370	2.899	22,32
SWEDEN	13.868	190.220	1271,65	13.351	244.478	1731,16
FINLAND	16.342	0	-100,00	27.264	0	-100,00
IRELAND	24	0	-100,00	48	0	-100,00
ITALY	622.498	448.989	-27,87	468.942	468.692	-,05
SPAIN	311.240	326.881	5,03	469.018	663.339	41,43
PORTUGAL	183.958	32.780	-82,18	152.171	31.161	-79,52
GREECE	107.247	92.522	-13,73	124.592	165.663	32,96
DEMOCRATIC REPUBLIC OF THE CO	4.354.518	8.226.483	88,92	3.241.053	8.254.854	154,70
POLAND	1.988.103	716.011	-63,99	1.289.173	722.030	-43,99
ROMANIA	15.996	73.562	359,88	22.031	82.543	274,67
BULGARIA	73.487	134.371	82,85	122.455	183.490	49,84
YUGOSLAVIA	0	12.957	-	0	23.154	-
ALBANIA	0	13.701	-	0	18.528	-
TURKMENISTAN	0	507	-	0	1.785	-
UKRAINE	4.032.240	1.440.000	-64,29	2.634.720	1.457.920	-44,67
UZBEKISTAN	0	103.998	-	0	74.600	-
LITHUANIA	194	30	-84,54	1.259	189	-84,99
LATVIA	70.310	20.589	-70,72	102.560	24.409	-76,20
CROATIA	0	84	-	0	169	-
MALTA	35.708	47.776	33,80	50.421	79.874	58,41
SLOVENIA	0	105	-	0	461	-
CZECH REPUBLIC	60.000	0	-100,00	36.000	0	-100,00
RUSSIA FEDERATION	582.239	453.273	-22,15	425.715	455.253	6,94
-BAHAN CELUP ORGANIK SINTETIK	27.803.828	24.366.509	-12,36	100.875.403	113.871.024	12,88
JAPAN	3.395.484	3.675.549	8,25	13.967.622	17.633.838	26,25
HONG KONG	1.927.265	1.691.643	-12,23	7.959.946	8.643.622	8,59
KOREA, REPUBLIC OF	1.433.696	832.469	-41,94	4.551.230	3.824.578	-15,97
TAIWAN	1.288.262	928.333	-27,94	5.378.545	5.018.917	-6,69
CHINA	5.495.555	3.919.644	-28,68	10.419.975	12.178.488	16,88
THAILAND	366.383	336.951	-8,03	1.080.475	1.185.745	9,74
SINGAPORE	4.379.484	3.863.247	-11,79	22.437.972	22.684.789	1,10
PHILIPPINES	77.953	67.789	-13,04	139.747	144.770	3,59
MALAYSIA	213.396	171.902	-19,44	658.874	673.477	2,22
VIET NAM	168.845	218.279	29,28	709.103	863.305	21,75
INDIA	2.108	91.204	4226,57	31.733	476.436	1401,39
PAKISTAN	175.728	269.275	53,23	488.824	1.035.302	111,79
BANGLADESH	558.299	475.927	-14,75	1.248.614	1.430.587	14,57
SRI LANKA	42.493	33.141	-22,01	229.125	172.183	-24,85
IRAN (ISLAMIC REPUBLIC OF)	22.315	17.546	-21,37	63.423	32.269	-49,12
SAUDI ARABIA	14.923	4.498	-69,86	12.344	4.506	-63,50
ISRAEL	0	1.000	-	0	2.280	-

TABEL 5. PERKEMBANGAN EKSPOR INDONESIA MENURUT KOMODITI DAN NEGARA TUJUAN

JENIS BARANG	BERAT BERSIH (KG)		PERUB	NILAI FOB (US \$)		PERUB
	JAN-SEP 2007	JAN-SEP 2008	%	JAN-SEP 2007	JAN-SEP 2008	%
	(1)	(2)	(3)	(4)	(5)	(6)
JORDAN	39.009	38.688	-82	136.742	154.405	12,92
YEMEN	300	0	-100,00	10.326	0	-100,00
TURKEY	1.085.204	672.291	-38,05	4.808.983	3.749.758	-22,03
UNITED ARAB EMIRATES	340	1.000	194,12	2.720	4.536	66,76
EGYPT	20.081	9.913	-50,63	77.948	53.406	-31,49
TANZANIA, UNITED REPUBLIC OF	32.179	37.187	15,56	77.395	100.001	29,21
MADAGASCAR	0	300	-	0	1.878	-
KENYA	6.019	0	-100,00	29.620	0	-100,00
NIGERIA	161.432	446.115	176,35	154.000	522.760	239,45
SEYCHELLES	0	1.070	-	0	800	-
SOUTH AFRICA	4.920	27.399	456,89	29.248	114.173	290,36
MAURITIUS	58	0	-100,00	238	0	-100,00
AUSTRALIA	36.461	44.857	23,03	125.932	163.672	29,97
NEW ZEALAND	3.363	4.683	39,25	32.039	16.717	-47,82
FIJI	1.590	3.879	143,96	27.768	46.929	69,00
UNITED STATES	2.441.914	2.130.776	-12,74	5.968.846	7.821.795	31,04
CANADA	3.629	4.719	30,04	24.819	31.443	26,69
MEXICO	239.196	295.691	23,62	1.284.267	1.738.128	35,34
HONDURAS	14.000	1.250	-91,07	45.641	8.975	-80,34
CHILE	4.498	5.574	23,92	14.170	27.239	92,23
ARGENTINA	9.994	56.473	465,07	74.838	217.642	190,82
BRAZIL	440.048	410.002	-6,83	2.296.660	2.360.853	2,80
COLOMBIA	1.300	1.800	38,46	7.410	10.920	47,37
PERU	760	0	-100,00	5.317	0	-100,00
UNITED KINGDOM	99.445	129.248	29,97	462.447	709.509	53,42
NETHERLANDS	76.355	43.521	-43,00	371.472	289.380	-22,10
FRANCE	1.221	0	-100,00	38.316	0	-100,00
GERMANY, FED. REP. OF	1.543.036	1.788.860	15,93	9.387.653	12.717.397	35,47
BELGIUM	153.332	186.181	21,42	955.401	1.428.849	49,55
SWITZERLAND	94.152	106.592	13,21	498.934	731.928	46,70
NORWAY	0	184.200	-	0	331.269	-
SWEDEN	655.900	118.800	-81,89	508.738	234.927	-53,82
ITALY	202.261	232.261	14,83	523.816	788.725	50,57
SPAIN	750.511	709.649	-5,44	3.051.022	3.082.167	1,02
POLAND	103.406	75.133	-27,34	403.618	405.751	,53
ROMANIA	6.247	0	-100,00	28.454	0	-100,00
RUSSIA FEDERATION	9.478	0	-100,00	33.053	0	-100,00
-PREPARAT PEMBASMI KUMAN, DLL	105.000.348	42.347.986	-59,67	84.125.420	103.327.698	22,83
JAPAN	3.659.993	3.259.708	-10,94	5.079.668	4.203.221	-17,25
HONG KONG	69.246	18.627	-73,10	133.272	81.785	-38,63
KOREA, REPUBLIC OF	418.508	1.002.976	139,66	789.196	3.304.738	318,75
TAIWAN	709.982	700.190	-1,38	1.612.431	1.776.078	10,15
CHINA	65.942.746	1.087.065	-98,35	11.576.156	14.897.133	28,69
PAPUA NEW GUINEA	202.966	131.119	-35,40	148.297	97.215	-34,45
THAILAND	6.140.287	7.883.946	28,40	10.507.454	17.395.931	65,56
SINGAPORE	4.850.826	3.761.149	-22,46	11.225.202	16.666.572	48,47
PHILIPPINES	4.119.734	7.144.642	73,42	5.467.165	13.429.883	145,65
MALAYSIA	3.624.005	3.000.500	-17,20	7.199.453	7.057.802	-1,97
MYANMAR (FORM. BURMA)	291.843	297.539	1,95	186.126	204.022	9,61
BRUNEI DARUSSALAM	3.022	3.348	10,79	8.836	9.453	6,98
NEPAL	0	89.117	-	0	162.096	-
VIET NAM	804.549	946.769	17,68	4.865.110	7.643.824	57,12
MALDIVES	55.969	65.146	16,40	96.226	121.196	25,95
INDIA	68.480	31.283	-54,32	58.545	27.860	-52,41
PAKISTAN	2.400.356	2.274.331	-5,25	2.052.475	2.289.274	11,54
BANGLADESH	453.660	695.581	53,33	804.056	1.344.133	67,17
SRI LANKA	56.479	247.388	338,02	136.144	432.590	217,74
IRAN (ISLAMIC REPUBLIC OF)	0	599	-	0	7.386	-
SAUDI ARABIA	4.837	4.314	-10,81	57.328	52.469	-8,48
JORDAN	3.593	1.336	-62,82	44.431	224	-99,50
LEBANON	214.241	249.887	16,64	224.074	283.625	26,58
OMAN	360	451	25,28	5.181	2.585	-50,11
UNITED ARAB EMIRATES	26.944	47.583	76,60	48.507	56.636	16,76
CYPRUS	0	5.445	-	0	10.515	-
EGYPT	58.981	0	-100,00	255.339	0	-100,00
LIBYAN ARAB JAMAHIRIYA	93.532	90.778	-2,94	105.540	127.359	20,67
ALGERIA	0	7.680	-	0	7.772	-
SUDAN	26.675	0	-100,00	112.401	0	-100,00
TANZANIA, UNITED REPUBLIC OF	180.444	426.764	136,51	137.066	368.950	169,18
MADAGASCAR	259.140	20.160	-92,22	198.907	14.112	-92,91
KENYA	179.366	73.541	-59,00	139.238	69.117	-50,36
REUNION	20.260	0	-100,00	13.536	0	-100,00
MOZAMBIQUE	0	80.639	-	0	59.934	-
EQUATORIAL GUINEA	4.273	9.295	117,53	5.452	13.584	149,16
TOGO	119.985	117.960	-1,69	103.131	100.419	-2,63
GHANA	187.572	110.016	-41,35	148.894	89.222	-40,08
LIBERIA	21.600	0	-100,00	15.696	0	-100,00

TABEL 5. PERKEMBANGAN EKSPOR INDONESIA MENURUT KOMODITI DAN NEGARA TUJUAN

JENIS BARANG	BERAT BERSIH (KG)		PERUB	NILAI FOB (US \$)		PERUB
	JAN-SEP 2007	JAN-SEP 2008	%	JAN-SEP 2007	JAN-SEP 2008	%
(1)	(2)	(3)	(4)	(5)	(6)	(7)
GUINEA	22.558	19.696	-12,69	19.667	16.917	-13,98
NIGERIA	20.000	0	-100,00	20.000	0	-100,00
COTE D'IVOIRE	156.335	172.180	10,14	142.686	169.213	18,59
BENIN	6.720	17.512	160,60	30.360	54.774	80,42
GAMBIA	30.140	8.943	-70,33	80.374	18.475	-77,01
UGANDA	151.200	0	-100,00	97.776	0	-100,00
SOUTH AFRICA	530.270	454.446	-14,30	547.439	648.807	18,52
ZIMBABWE	0	17.993	-	0	21.498	-
ZAMBIA	0	20.319	-	0	16.502	-
MALAWI	61.920	141.120	127,91	36.864	102.240	177,34
COMOROS	9.895	320	-96,77	8.001	1.167	-85,41
MAURITIUS	145.861	246.159	68,76	195.369	292.803	49,87
VIRGIN ISLANDS (BRITISH)	0	387	-	0	3.914	-
AUSTRALIA	208.159	243.866	17,15	192.536	379.758	97,24
NEW ZEALAND	11.625	741	-93,63	379.280	1.257	-99,67
MICRONESIA, FEDERATED STATES (0	237	-	0	560	-
GUAM	2.250	2.250	,00	3.931	3.669	-6,66
NEW CALEDONIA	17.640	26.415	49,74	27.328	43.147	57,89
SAINT VINCENT AND THE GRENADIN	0	9.041	-	0	9.380	-
VANUATU	3.139	10.407	231,54	2.965	9.912	234,30
WALLIS AND FUTUNA ISLANDS	1.179	3.145	166,75	2.834	8.710	207,34
AMERICAN SAMOA	21.825	29.100	33,33	32.440	43.242	33,30
COOK ISLANDS	4.150	8.812	112,34	3.700	8.607	132,62
FIJI	192.609	72.059	-62,59	181.568	67.023	-63,09
KIRIBATI	2.048	2.475	20,85	1.420	2.316	63,10
SAMOA	176.207	125.786	-28,61	140.023	116.717	-16,64
SOLOMON ISLANDS	1.835	1.012	-44,85	5.760	849	-85,26
TONGA	13.922	19.623	40,95	11.666	14.742	26,37
EAST TIMOR	8	16.795	209837,50	20	32.336	161580,00
UNITED STATES	853.579	103	-99,99	1.543.550	4.045	-99,74
MEXICO	4.066.856	3.673.870	-9,66	4.856.902	4.920.617	1,31
GUATEMALA	279.689	334.516	19,60	239.488	334.209	39,55
HONDURAS	240.351	664.418	176,44	207.144	768.031	270,77
NICARAGUA	192.327	266.295	38,46	163.041	255.254	56,56
CUBA	18.270	0	-100,00	16.443	0	-100,00
SURINAME	1.991	2.879	44,60	22.396	35.438	58,23
VENEZUELA	0	217.536	-	0	248.568	-
ARGENTINA	0	7.485	-	0	244.664	-
BRAZIL	750	24.383	3151,07	300	17.166	5622,00
COLOMBIA	0	20.525	-	0	21.236	-
PERU	7.707	4.808	-37,62	16.644	65.224	291,88
GUYANA	0	9.041	-	0	10.749	-
TRINIDAD AND TOBAGO	54.163	27.123	-49,92	44.868	29.140	-35,05
BAHAMAS	0	9.041	-	0	10.290	-
JAMAICA	247.625	207.054	-16,38	302.197	273.606	-9,46
BELIZE	256	838	227,34	3.861	4.031	4,40
DOMINICAN REPUBLIC	253.148	0	-100,00	222.349	0	-100,00
EL SALVADOR	182.686	190.926	4,51	169.379	192.123	13,43
COSTA RICA	44.809	70.500	57,33	56.629	95.411	68,48
HAITI	652.618	265.781	-59,27	449.681	174.097	-61,28
BARBADOS	27.123	9.041	-66,67	23.680	10.330	-56,38
ANTIGUA AND BARBUDA	0	9.041	-	0	9.340	-
FRENCH GUIANA	7.831	8.377	6,97	14.997	11.469	-23,52
FRENCH POLYNESIA	76.722	87.682	14,29	59.640	70.667	18,49
GRENADA	0	9.041	-	0	10.390	-
NETHERLANDS ANTILLES	698	825	18,19	9.343	6.174	-33,92
SAINT LUCIA	0	9.041	-	0	11.615	-
GUADELOUPE	8.030	6.840	-14,82	11.188	10.971	-1,94
UNITED KINGDOM	502	7.407	1375,50	4.238	30.941	630,08
NETHERLANDS	24.259	155.208	539,80	25.456	156.663	515,43
FRANCE	65.748	23.631	-64,06	100.952	71.995	-28,68
GERMANY, FED. REP. OF	24.391	29.496	20,93	65.764	21.135	-67,86
BELGIUM	2.418	26.379	990,94	16.623	99.426	498,12
SWITZERLAND	2.000	41	-97,95	10.800	444	-95,89
MONACO	49.320	0	-100,00	70.495	0	-100,00
SWEDEN	0	9.351	-	0	14.579	-
FINLAND	80.268	117.522	46,41	111.909	153.789	37,42
ITALY	360.596	142.578	-60,46	9.407.696	219.799	-97,66
SPAIN	350	0	-100,00	2.520	0	-100,00
GREECE	87.158	141.652	62,52	137.459	216.822	57,74
DEMOCRATIC REPUBLIC OF THE CO	20.160	0	-100,00	13.248	0	-100,00
-DAMAR TIRUAN, BAHAN PLASTIK	903.794.066	927.773.516	2,65	1.391.066.927	1.660.835.529	19,39
JAPAN	164.098.470	155.069.606	-5,50	281.441.655	296.741.032	5,44
HONG KONG	32.828.001	25.857.188	-21,23	42.886.702	33.873.671	-21,02
KOREA, DEMOCRATIC PEOPLE'S REI	2.137	0	-100,00	383	0	-100,00
KOREA, REPUBLIC OF	7.795.651	9.477.079	21,57	15.415.696	17.380.775	12,75
TAIWAN	11.657.251	14.002.548	20,12	24.096.460	31.871.730	32,27

TABEL 5. PERKEMBANGAN EKSPOR INDONESIA MENURUT KOMODITI DAN NEGARA TUJUAN

JENIS BARANG	BERAT BERSIH (KG)		PERUB	NILAI FOB (US \$)		PERUB
	JAN-SEP 2007	JAN-SEP 2008	%	JAN-SEP 2007	JAN-SEP 2008	%
	(1)	(2)	(3)	(4)	(5)	(6)
CHINA	74.811.567	88.493.030	18,29	66.342.021	94.474.195	42,40
MONGOLIA	0	7.455	-	0	23.236	-
MACAU	63.066	2.124	-96,63	22.706	5.605	-75,31
PAPUA NEW GUINEA	1.156.626	567.672	-50,92	1.761.393	1.388.982	-21,14
THAILAND	16.818.543	20.796.282	23,65	41.247.614	57.626.597	39,71
SINGAPORE	57.798.897	61.095.143	5,70	91.347.738	126.959.931	38,99
PHILIPPINES	17.938.068	26.583.384	48,20	39.019.990	51.759.890	32,65
MALAYSIA	84.112.519	80.673.035	-4,09	119.881.707	141.973.671	18,43
MYANMAR (FORM. BURMA)	3.248.577	5.096.861	56,90	3.114.409	7.151.800	129,64
CAMBODIA	147.456	219.059	48,56	1.007.791	404.531	-59,86
BRUNEI DARUSSALAM	412.569	285.427	-30,82	476.693	443.099	-7,05
LAO PEOPLE'S DEMOCRATIC REPUB	1.180	0	-100,00	13.730	0	-100,00
NEPAL	152.134	85.502	-43,80	245.130	187.929	-23,33
VIET NAM	30.384.268	40.114.703	32,02	40.034.831	58.825.060	46,93
MALDIVES	173.963	200.697	15,37	459.533	468.218	1,89
INDIA	33.085.461	16.153.461	-51,18	37.401.620	24.419.592	-34,71
PAKISTAN	3.437.006	4.198.422	22,15	7.004.341	7.414.497	5,86
BANGLADESH	19.408.981	25.235.773	30,02	20.453.941	30.807.904	50,62
SRI LANKA	5.602.942	6.292.255	12,30	8.329.615	10.744.902	29,00
AFGHANISTAN	0	18.376	-	0	32.145	-
IRAN (ISLAMIC REPUBLIC OF)	31.357	118.982	279,44	72.924	432.125	492,57
SAUDI ARABIA	2.969.425	4.312.553	45,23	8.678.922	12.624.034	45,46
ISRAEL	0	328.058	-	0	689.722	-
KUWAIT	1.530.649	454.295	-70,32	2.400.254	1.207.931	-49,67
JORDAN	78.167	274.554	251,24	152.843	528.361	245,69
LEBANON	779.413	533.181	-31,59	1.348.268	1.363.244	1,11
YEMEN	1.202.331	2.147.335	78,60	1.732.341	3.280.459	89,37
OMAN	224.650	245.372	9,22	443.125	507.608	14,55
SYRIA ARAB REPUBLIC	594.873	1.119.489	88,19	1.231.864	2.245.652	82,30
TURKEY	53.963.144	50.036.387	-7,28	51.461.166	67.020.544	30,24
UNITED ARAB EMIRATES	7.289.676	5.636.704	-22,68	14.536.953	13.672.341	-5,95
QATAR	108.845	58.225	-46,51	353.766	18.227	-38,31
BAHRAIN	2.975.321	3.127.560	5,12	2.707.933	3.284.019	21,27
CYPRUS	36.687	34.039	-7,22	109.183	124.986	14,47
EGYPT	7.282.752	10.015.156	37,52	7.520.173	12.497.311	66,18
LIBYAN ARAB JAMAHIRIYA	93.520	53.250	-43,06	289.836	211.316	-27,09
MOROCCO	303.971	160.223	-47,29	1.203.541	584.327	-51,45
TUNISIA	46.764	107.791	130,50	121.334	289.122	138,29
ALGERIA	500.030	1.980.067	295,99	610.332	2.830.294	363,73
SUDAN	174.889	322.513	84,41	444.124	2.127.356	379,00
ERITREA	2.242	0	-100,00	10.698	0	-100,00
NAMIBIA	0	29	-	0	62	-
ETHIOPIA	172.204	54.299	-68,47	245.822	37.639	-84,69
TANZANIA, UNITED REPUBLIC OF	297.960	219.683	-26,27	618.405	571.586	-7,57
MADAGASCAR	251.926	379.276	50,55	390.826	749.567	91,79
SOMALIA	20.902	71.831	243,66	82.957	232.242	179,95
KENYA	589.694	2.083.889	253,38	775.370	3.210.361	314,04
REUNION	167.472	151.204	-9,71	274.642	290.384	5,73
MOZAMBIQUE	17.573	5.918	-66,32	39.668	6.285	-84,16
BOTSWANA	2	401	19950,00	7	1.354	19242,86
TOGO	417.945	455.093	8,89	704.650	918.315	30,32
GHANA	672.965	952.062	41,47	1.001.456	1.652.583	65,02
LIBERIA	13.671	92.429	576,10	12.314	80.347	552,48
GUINEA	815.424	658.984	-19,19	1.038.859	957.473	-7,83
ANGOLA	98.145	75.876	-22,69	133.327	145.986	9,49
CONGO	0	15.418	-	0	40.656	-
CAMEROON	321.307	373.938	16,38	567.908	942.288	65,92
NIGERIA	4.498.198	4.288.905	-4,65	8.972.903	13.440.708	49,79
SIERRA LEONE	0	1.246	-	0	4.744	-
GABON	155.421	85.658	-44,89	265.967	185.840	-30,13
COTE D'IVOIRE	632.191	471.559	-25,41	761.734	1.425.007	87,07
SENEGAL	54.024	93.360	72,81	190.791	266.888	39,89
MAURITANIA	66.332	38.694	-41,67	108.386	68.013	-37,25
MALI	177.945	129.080	-27,46	254.394	260.017	2,21
BENIN	131.870	96.487	-26,83	151.895	132.546	-12,74
BURKINA FASO	35.182	55.588	58,00	42.357	103.190	143,62
GAMBIA	40.329	31	-99,92	72.476	117	-99,84
U.S. VIRGIN ISLANDS	47	0	-100,00	154	0	-100,00
SEYCHELLES	5.980	4.993	-16,51	33.323	13.695	-58,90
UGANDA	2.314	2.064	-10,80	6.182	5.935	-4,00
CENTRAL AFRICAN REPUBLIC	12.068	0	-100,00	8.761	0	-100,00
DJIBOUTI	446.773	59.125	-86,77	881.039	149.755	-83,00
SAINT HELENA	0	210.000	-	0	343.675	-
SAO TOME AND PRINCIPE	13.205	0	-100,00	24.782	0	-100,00
SWAZILAND	0	2.058	-	0	4.896	-
SOUTH AFRICA	1.905.561	2.382.887	25,05	3.697.233	4.705.745	27,28
ZIMBABWE	17.549	100	-99,43	17.014	400	-97,65
ZAMBIA	56.274	27.557	-51,03	84.650	47.079	-44,38

TABEL 5. PERKEMBANGAN EKSPOR INDONESIA MENURUT KOMODITI DAN NEGARA TUJUAN

JENIS BARANG	BERAT BERSIH (KG)		PERUB %	NILAI FOB (US \$)		PERUB %	
	JAN-SEP 2007	JAN-SEP 2008		JAN-SEP 2007	JAN-SEP 2008		
	(1)	(2)	(3)	(4)	(5)	(6)	(7)
COMOROS		0	4.085	-	0	15.488	-
MAURITIUS	2.832.485		4.303.191	51,92	3.807.481	6.347.217	66,70
VIRGIN ISLANDS (BRITISH)	138		92.478	66913,04	1.330	119.214	8863,46
AUSTRALIA	57.775.793		40.271.279	-30,30	81.875.647	70.977.452	-13,31
NEW ZEALAND	9.835.687		2.463.541	-74,95	13.603.638	5.249.715	-61,41
MICRONESIA, FEDERATED STATES (0		13.585	-	0	15.244	-
GUAM	2.749		830	-69,81	5.236	9.291	77,44
PALAU	1.946		470	-75,85	1.885	1.053	-44,14
NEW CALEDONIA	45.850		99.053	116,04	196.913	687.657	249,22
SAINT VINCENT AND THE GRENADIN	1.427		0	-100,00	2.663	0	-100,00
VANUATU	12.018		8.440	-29,77	28.437	15.362	-45,98
WALLIS AND FUTUNA ISLANDS	128		32	-75,00	308	50	-83,77
COOK ISLANDS	4.937		8.353	69,19	10.465	19.651	87,78
FIJI	288.697		476.070	64,90	812.924	1.332.174	63,87
KIRIBATI	2.668		24	-99,10	4.755	271	-94,30
MARSHALL ISLANDS	935		0	-100,00	1.342	0	-100,00
SAMOA	43.803		28.830	-34,18	295.489	165.606	-43,96
SOLOMON ISLANDS	32.819		48.248	47,01	50.264	72.931	45,10
TONGA	116		17.725	15180,17	145	15.947	10897,93
TUVALU	1.196		0	-100,00	2.852	0	-100,00
CHRISTMAS ISLANDS	3.225		0	-100,00	1.834	0	-100,00
EAST TIMOR	45.744		1.790.840	3814,92	133.863	1.570.485	1073,20
UNITED STATES	115.150.403		141.025.159	22,47	194.361.002	263.583.597	35,62
CANADA	2.784.372		1.700.426	-38,93	6.983.430	6.191.924	-11,33
MEXICO	681.306		721.146	5,85	2.458.275	2.976.637	21,09
GUATEMALA	124.449		1.307.764	950,84	386.153	2.084.802	439,89
HONDURAS	56.038		34.857	-37,80	114.748	100.926	-12,05
NICARAGUA	0		668	-	0	1.153	-
PANAMA	200.985		453.349	125,56	513.844	4.886.912	851,05
CUBA	25.032		0	-100,00	39.404	0	-100,00
SURINAME	21.309		31.522	47,93	65.384	63.399	-3,04
CHILE	25.167		306.347	1117,26	68.624	885.518	1190,39
VENEZUELA	51.347		42.226	-17,76	246.186	191.135	-22,36
ARGENTINA	526.307		522.972	-63	1.328.749	854.792	-35,67
BRAZIL	4.884.546		500.103	-89,76	9.191.859	3.421.625	-62,78
COLOMBIA	92.534		113.063	22,19	1.135.749	1.309.443	15,29
BOLIVIA	7.098		36.912	420,03	16.739	110.103	557,76
URUGUAY	456.973		916.399	100,54	702.411	1.475.077	110,00
PARAGUAY	1.337.599		634.500	-52,56	1.727.645	1.090.768	-36,86
ECUADOR	37.408		52.550	40,48	77.320	120.032	55,24
PERU	245.954		603.621	145,42	622.451	1.563.306	151,15
GUYANA	67.627		64.091	-5,23	106.410	115.057	8,13
TRINIDAD AND TOBAGO	16.549		10.360	-37,40	42.766	71.041	66,12
BAHAMAS	1.912		6.363	232,79	2.127	10.282	383,40
JAMAICA	50.924		18.068	-64,52	105.410	34.903	-66,89
PUERTO RICO	34.799		167.683	381,86	57.706	374.503	548,98
BELIZE	3.483		245	-92,97	9.788	1.000	-89,78
DOMINICAN REPUBLIC	33.222		22.296	-32,89	156.767	75.303	-51,97
EL SALVADOR	23.280		242.000	939,52	30.751	367.487	1095,04
COSTA RICA	13.415		393.063	2830,03	41.776	619.504	1382,92
HAITI	0		2.834	-	0	11.801	-
BARBADOS	362		104	-71,27	2.062	346	-83,22
ANTIGUA AND BARBUDA	0		204	-	0	483	-
ANGUILLA	136		0	-100,00	387	0	-100,00
ARUBA	343		0	-100,00	600	0	-100,00
BERMUDA	1.065		934	-12,30	7.753	4.489	-42,10
CAYMAN ISLANDS	279		2.514	801,08	1.289	670	-48,02
DOMINICA	17		0	-100,00	32	0	-100,00
FALKLAND ISLANDS (MALVINAS)	27		0	-100,00	36	0	-100,00
FRENCH GUIANA	5.063		1.794	-64,57	43.628	3.645	-91,65
FRENCH POLYNESIA	20.973		25.145	19,89	47.344	61.615	30,14
GRENADA	1.826		316	-82,69	3.509	1.572	-55,20
MARTINIQUE	740		2.604	251,89	2.656	16.660	527,26
NETHERLANDS ANTILLES	31.971		64.648	102,21	53.625	84.030	56,70
TURKS AND CAICOS ISLANDS	0		810	-	0	1.732	-
GUADELOUPE	6.366		13.932	118,85	13.153	30.595	132,61
SAINT KITTS AND NEVIS	19		0	-100,00	265	0	-100,00
UNITED KINGDOM	8.861.777		8.642.825	-2,47	21.230.068	21.726.413	2,34
NETHERLANDS	6.753.682		3.377.104	-50,00	16.747.850	8.142.518	-51,38
FRANCE	2.772.531		3.993.425	44,04	10.151.601	13.879.909	36,73
GERMANY, FED. REP. OF	2.981.407		3.920.197	31,49	8.763.060	12.068.225	37,72
AUSTRIA	7.640		11.261	47,40	231.137	67.518	-70,79
BELGIUM	4.136.453		6.298.660	52,27	7.614.844	17.403.039	128,54
SWITZERLAND	807.331		1.245.932	54,33	1.320.417	2.298.211	74,05
DENMARK	380.806		161.129	-57,69	991.943	570.715	-42,46
NORWAY	54.990		82.156	49,40	139.316	354.089	154,16
SWEDEN	212.243		449.520	111,79	637.170	1.191.211	86,95
FINLAND	419.391		242.013	-42,29	830.582	611.131	-26,42

TABEL 5. PERKEMBANGAN EKSPOR INDONESIA MENURUT KOMODITI DAN NEGARA TUJUAN

JENIS BARANG	BERAT BERSIH (KG)		PERUB	NILAI FOB (US \$)		PERUB
	JAN-SEP 2007	JAN-SEP 2008	%	JAN-SEP 2007	JAN-SEP 2008	%
(1)	(2)	(3)	(4)	(5)	(6)	(7)
IRELAND	1.057.613	706.152	-33,23	1.775.119	1.293.650	-27,12
ITALY	3.824.204	2.903.726	-24,07	7.726.663	8.243.759	6,69
SPAIN	4.140.425	6.845.250	65,33	10.765.602	13.911.837	29,22
PORTUGAL	1.454.618	452.223	-68,91	2.267.214	1.303.522	-42,51
ICELAND	396.112	396.030	-0,02	534.762	620.199	15,98
GREECE	3.122.391	2.026.089	-35,11	6.011.611	4.974.162	-17,26
ANDORRA	0	256	-	0	118	-
DEMOCRATIC REPUBLIC OF THE CO	14.827	303.756	1948,67	16.628	461.411	2674,90
HUNGARY	134.673	130.080	-3,41	361.417	349.501	-3,30
POLAND	1.567.265	884.952	-43,54	3.131.002	2.122.673	-32,20
ROMANIA	613.044	618.788	,94	969.616	1.295.467	33,61
BULGARIA	65.735	287.859	337,91	179.591	463.780	158,24
YUGOSLAVIA	0	525	-	0	4.172	-
ALBANIA	0	305	-	0	459	-
ARMENIA	26.718	46.198	72,91	86.635	137.418	58,62
AZERBAIJAN	0	16.893	-	0	50.069	-
KAZAKHSTAN	0	312.000	-	0	553.500	-
TAJIKISTAN	1.383	0	-100,00	9.038	0	-100,00
TURKMENISTAN	15.000	0	-100,00	39.075	0	-100,00
UKRAINE	2.791.360	3.589.710	28,60	4.066.580	5.593.146	37,54
LITHUANIA	177.430	326.335	83,92	336.059	647.043	92,54
LATVIA	34.216	32.239	-5,78	66.737	70.166	5,14
ESTONIA	51.519	0	-100,00	95.226	0	-100,00
CROATIA	19.400	39.809	105,20	41.790	82.659	97,80
BOSNIA AND HERZEGOVINA	22	88.906	404018,18	375	94.343	25058,13
MALTA	23.648	24.001	1,49	79.072	75.241	-4,84
SLOVAKIA	6.128	14.617	138,53	59.551	147.652	147,94
SLOVENIA	331.777	17.602	-94,69	482.012	55.071	-88,57
CZECH REPUBLIC	10.658	5.478	-48,60	53.206	36.037	-32,27
SOUTH GEORGIA AND THE SOUTH S	0	43	-	0	37	-
RUSSIA FEDERATION	1.137.571	4.478.268	293,67	2.751.543	8.809.434	220,16
-BAHAN KERTAS	1.743.021.817	2.018.602.153	15,81	733.978.145	1.162.688.751	58,41
JAPAN	100.127.132	125.937.557	25,78	49.058.728	82.889.471	68,96
KOREA, REPUBLIC OF	351.479.245	501.518.670	42,69	133.577.293	270.968.901	102,86
TAIWAN	73.346.923	71.641.075	-2,33	40.572.945	46.123.875	13,68
CHINA	771.952.095	980.010.807	26,95	342.356.376	573.041.625	67,38
THAILAND	4.069.126	11.709.453	187,76	1.809.248	7.920.004	337,75
SINGAPORE	516.807	500.842	-3,09	521.818	195.949	-62,45
PHILIPPINES	4.623.878	5.184.654	12,13	1.627.398	2.680.689	64,72
MALAYSIA	21	60.000	285614,29	25	39.583	158232,00
VIET NAM	16.492.438	29.414.097	78,35	6.201.245	14.901.088	140,29
INDIA	113.330.096	134.871.749	19,01	42.002.539	75.392.169	79,49
PAKISTAN	3.143.169	0	-100,00	2.473.612	0	-100,00
BANGLADESH	16.164.866	18.303.499	13,23	6.389.876	10.307.351	61,31
IRAN (ISLAMIC REPUBLIC OF)	954.571	1.096.262	14,84	372.283	636.834	71,06
SAUDI ARABIA	3.161.328	1.495.987	-52,68	1.251.799	772.421	-38,30
KUWAIT	6.172.025	3.491.204	-43,44	2.185.961	1.913.057	-12,48
JORDAN	3.596.128	497.910	-86,15	1.594.183	293.767	-81,57
LEBANON	0	19.802	-	0	11.881	-
UNITED ARAB EMIRATES	14.761.708	4.163.453	-71,80	6.083.239	2.501.762	-58,87
EGYPT	1.428.849	0	-100,00	631.136	0	-100,00
ETHIOPIA	100.000	0	-100,00	40.473	0	-100,00
REUNION	347	0	-100,00	436	0	-100,00
SOUTH AFRICA	431	0	-100,00	475	0	-100,00
AUSTRALIA	99.777	496.190	397,30	33.237	262.981	691,23
NEW ZEALAND	1.998.649	0	-100,00	720.203	0	-100,00
AMERICAN SAMOA	1	0	-100,00	1	0	-100,00
UNITED STATES	47.822.464	0	-100,00	16.499.195	0	-100,00
CANADA	1	0	-100,00	1	0	-100,00
PANAMA	0	1.000.000	-	0	625.000	-
UNITED KINGDOM	0	5	-	0	5	-
NETHERLANDS	46.273.099	10.008.739	-78,37	17.445.545	5.283.241	-69,72
FRANCE	40.384.175	22.473.995	-44,35	15.944.799	12.279.381	-22,99
GERMANY, FED. REP. OF	0	96.364	-	0	53.887	-
BELGIUM	195	0	-100,00	30	0	-100,00
FINLAND	19.921	0	-100,00	7.632	0	-100,00
ITALY	121.002.317	94.609.839	-21,81	44.576.236	53.593.829	20,23
SPAIN	13	0	-100,00	143	0	-100,00
RUSSIA FEDERATION	22	0	-100,00	35	0	-100,00
-ALAS KAKI (KULIT, KARET DAN KAI	86.569.060	96.033.734	10,93	1.229.977.315	1.385.726.944	12,66
JAPAN	5.449.227	5.441.532	-,14	63.921.970	68.704.625	7,48
HONG KONG	912.381	1.179.018	29,22	12.364.909	16.365.917	32,36
KOREA, DEMOCRATIC PEOPLE'S REI	188	20.802	10964,89	868	312.730	35928,80
KOREA, REPUBLIC OF	1.684.746	1.721.818	2,20	20.909.222	23.233.492	11,12
TAIWAN	1.611.192	1.517.318	-5,83	10.209.338	11.841.806	15,99
CHINA	1.708.298	3.516.952	105,87	26.447.714	52.231.464	97,49

TABEL 5. PERKEMBANGAN EKSPOR INDONESIA MENURUT KOMODITI DAN NEGARA TUJUAN

JENIS BARANG	BERAT BERSIH (KG)		PERUB	NILAI FOB (US \$)		PERUB
	JAN-SEP 2007	JAN-SEP 2008	%	JAN-SEP 2007	JAN-SEP 2008	%
	(1)	(2)	(3)	(4)	(5)	(6)
MACAU	1	0	-100,00	3	0	-100,00
PAPUA NEW GUINEA	208.491	79.911	-61,67	854.430	697.958	-18,31
THAILAND	457.302	491.765	7,54	7.506.971	9.403.176	25,26
SINGAPORE	3.551.729	3.611.672	1,69	36.888.325	34.156.800	-7,40
PHILIPPINES	344.215	532.367	54,66	3.622.131	4.965.477	37,09
MALAYSIA	1.015.441	905.508	-10,83	11.672.169	8.834.252	-24,31
CAMBODIA	1.026	6.469	530,51	4.798	34.477	618,57
BRUNEI DARUSSALAM	57.551	19.297	-66,47	307.020	166.864	-45,65
LAO PEOPLE'S DEMOCRATIC REPUB	27	0	-100,00	460	0	-100,00
NEPAL	1.094	1.928	76,23	22.146	24.266	9,57
VIET NAM	157.895	118.546	-24,92	1.306.670	1.196.072	-8,46
MALDIVES	224.867	233.811	3,98	321.995	303.260	-5,82
INDIA	151.471	141.929	-6,30	1.249.021	1.591.768	27,44
PAKISTAN	9.093	456	-94,99	41.297	3.847	-90,68
BANGLADESH	42.414	83.846	97,68	178.081	445.627	150,24
SRI LANKA	24.862	25.194	1,34	18.110	96.215	431,28
AFGHANISTAN	493	0	-100,00	4.303	0	-100,00
IRAN (ISLAMIC REPUBLIC OF)	48	0	-100,00	197	0	-100,00
SAUDI ARABIA	164.045	271.517	65,51	586.524	930.322	58,62
ISRAEL	0	140.010	-	0	2.039.167	-
KUWAIT	1.967	3.594	82,71	40.435	25.981	-35,75
JORDAN	30.541	27.290	-10,64	48.019	89.081	85,51
LEBANON	23.299	27.648	18,67	246.679	302.053	22,45
YEMEN	89.115	295.089	231,13	252.049	394.752	56,62
OMAN	246	0	-100,00	552	0	-100,00
SYRIA ARAB REPUBLIC	5.125	6.879	34,22	46.026	82.765	79,82
TURKEY	542.173	736.325	35,81	7.229.630	10.344.507	43,08
UNITED ARAB EMIRATES	448.946	471.050	4,92	5.946.693	5.578.159	-6,20
QATAR	0	6.580	-	0	137.559	-
BAHRAIN	780	556	-28,72	5.583	4.854	-13,06
CYPRUS	22.694	10.922	-51,87	190.433	179.078	-5,96
EGYPT	38.820	64.149	65,25	793.884	996.997	25,58
MOROCCO	11.723	9.242	-21,16	86.956	93.879	7,96
TUNISIA	1.727	9.646	458,54	24.972	137.725	451,52
ALGERIA	966	2.150	122,57	15.021	44.203	194,27
SUDAN	6	0	-100,00	49	0	-100,00
ERITREA	174	0	-100,00	833	0	-100,00
NAMIBIA	0	34	-	0	103	-
ETHIOPIA	0	151	-	0	120	-
TANZANIA, UNITED REPUBLIC OF	1.163	312	-73,17	11.478	2.025	-82,36
MADAGASCAR	82.286	24.023	-70,81	66.078	22.347	-66,18
KENYA	31.296	34.331	9,70	55.400	171.353	209,30
REUNION	29.015	22.833	-21,31	156.556	185.200	18,30
MOZAMBIQUE	31.347	34.353	9,59	37.207	13.543	-63,60
TOGO	4.840	4.863	,48	7.800	10.189	30,63
GHANA	19.000	12.000	-36,84	14.868	3.000	-79,82
LIBERIA	85	27	-68,24	700	100	-85,71
GUINEA	12.074	24.123	99,79	11.730	63.004	437,12
CONGO	70.000	114.580	63,69	125.178	99.188	-20,76
CAMEROON	1	1.117	111600,00	4	11.626	290550,00
NIGERIA	0	138	-	0	4.061	-
GABON	682	3.672	438,42	500	39.085	7717,00
COTE D'IVOIRE	639	2.242	250,86	896	28.166	3043,53
SENEGAL	7.115	25.039	251,92	12.587	55.489	340,84
BENIN	0	60.352	-	0	58.909	-
GAMBIA	887	0	-100,00	1.043	0	-100,00
U.S. VIRGIN ISLANDS	181	2	-98,90	541	13	-97,60
SEYCHELLES	2.835	2.736	-3,49	14.879	13.818	-7,13
UGANDA	4	0	-100,00	36	0	-100,00
DJIBOUTI	200	0	-100,00	5.226	0	-100,00
SAO TOME AND PRINCIPE	2.134	212	-90,07	3.780	179	-95,26
SOUTH AFRICA	821.210	851.238	3,66	10.775.834	11.807.931	9,58
ZAMBIA	13.499	10.750	-20,36	59.854	70.112	17,14
COMOROS	7.767	7.735	-,41	34.872	29.139	-16,44
MAURITIUS	42.156	29.277	-30,55	107.396	90.815	-15,44
AUSTRALIA	1.327.179	1.635.935	23,26	19.019.055	23.803.087	25,15
NEW ZEALAND	158.144	195.100	23,37	2.265.695	3.307.318	45,97
GUAM	302	2	-99,34	570	17	-97,02
PALAU	50	489	878,00	56	891	1491,07
NEW CALEDONIA	8.075	1.981	-75,47	38.323	7.470	-80,51
NORTHERN MARIANA ISLANDS	2.043	0	-100,00	21.387	0	-100,00
SAINT VINCENT AND THE GRENADIN	377	0	-100,00	732	0	-100,00
VANUATU	2.332	7.994	242,80	7.640	100.025	1209,23
AMERICAN SAMOA	99	4	-95,96	1.136	361	-68,22
COOK ISLANDS	3.403	146	-95,71	6.349	1.848	-70,89
FIJI	11.188	4.287	-61,68	66.229	50.285	-24,07
MARSHALL ISLANDS	4	0	-100,00	174	0	-100,00
TONGA	672	0	-100,00	829	0	-100,00

TABEL 5. PERKEMBANGAN EKSPOR INDONESIA MENURUT KOMODITI DAN NEGARA TUJUAN

JENIS BARANG	BERAT BERSIH (KG)		PERUB	NILAI FOB (US \$)		PERUB	
	JAN-SEP 2007	JAN-SEP 2008	%	JAN-SEP 2007	JAN-SEP 2008	%	
	(1)	(2)	(3)	(4)	(5)	(6)	(7)
EAST TIMOR		3.876					
UNITED STATES	19.497.714		557.364	14279,88	39.708	583.311	1369,00
CANADA	743.760	19.365.088		-68	301.541.859	292.508.786	-3,00
MEXICO	2.499.466	695.572		-6,48	10.413.783	10.965.843	5,30
GUATEMALA	14	2.679.618		7,21	26.091.737	29.804.836	14,23
HONDURAS	14.429	6.179	44035,71		195	52.996	27077,44
NICARAGUA	0	33.424	131,64		100.703	265.573	163,72
PANAMA	717.390	59	-		0	85	-
CUBA	220	855.707	19,28		10.508.978	13.965.958	32,90
SURINAME	3.771	0	-100,00		945	0	-100,00
CHILE	379.038	280	-92,57		12.984	3.790	-70,81
VENEZUELA	10.067	563.993	48,80		5.579.641	8.508.872	52,50
ARGENTINA	313.412	62.987	525,68		159.846	729.249	356,22
BRAZIL	461.052	451.431	44,04		4.524.102	6.982.308	54,34
COLOMBIA	126.211	614.014	33,18		6.624.679	10.194.884	53,89
BOLIVIA	0	110.500	-12,45		1.701.700	1.608.000	-5,51
URUGUAY	44.345	7.667	-		0	128.675	-
PARAGUAY	22.640	60.053	35,42		739.639	1.070.905	44,79
ECUADOR	62.265	65.783	190,56		271.492	928.441	241,98
PERU	72.512	63.340	1,73		943.273	966.585	2,47
TRINIDAD AND TOBAGO	550	104.419	44,00		820.923	1.099.794	33,97
JAMAICA	111	0	-100,00		7.626	0	-100,00
PUERTO RICO	5.478	4.395	3859,46		3.306	46.363	1302,39
BELIZE	3.119	5.143	-6,12		26.168	44.735	70,95
DOMINICAN REPUBLIC	1.331	1	-99,97		6.431	5	-99,92
EL SALVADOR	23.850	1.157	-13,07		4.695	2.297	-51,08
COSTA RICA	21.580	3.161	-86,75		97.570	50.759	-47,98
BARBADOS	119	14.861	-31,14		224.523	206.661	-7,96
ANTIGUA AND BARBUDA	1	22.572	18868,07		165	62.308	37662,42
ARUBA	15	298	29700,00		10	1.731	17210,00
BERMUDA	142	0	-100,00		764	0	-100,00
CAYMAN ISLANDS	127	276	94,37		1.267	1.529	20,68
FALKLAND ISLANDS (MALVINAS)	151	2	-98,43		10.581	125	-98,82
FRENCH GUIANA	14	0	-100,00		198	0	-100,00
FRENCH POLYNESIA	14.272	16	14,29		7	55	685,71
GRENADA	0	7.861	-44,92		47.259	28.707	-39,26
MARTINIQUE	1.617	395	-		0	402	-
NETHERLANDS ANTILLES	3.973	1.036	-35,93		4.484	2.613	-41,73
SAINT LUCIA	0	7.226	81,88		61.743	78.966	27,89
TURKS AND CAICOS ISLANDS	0	1.870	-		0	9.854	-
GUADELOUPE	2.371	166	-		0	355	-
SAINT KITTS AND NEVIS	1	2.582	8,90		5.544	5.888	6,20
UNITED KINGDOM	7.759.088	2	100,00		16	28	75,00
NETHERLANDS	5.049.875	8.001.934	3,13		99.915.232	111.556.273	11,65
FRANCE	2.389.120	4.585.077	-9,20		73.562.253	73.256.733	-4,2
GERMANY, FED. REP. OF	6.343.212	2.455.843	2,79		34.211.957	35.238.662	3,00
AUSTRIA	46.787	7.838.089	23,57		109.834.893	132.002.825	20,18
BELGIUM	6.793.634	114.233	144,16		526.353	1.918.038	264,40
SWITZERLAND	125.496	8.878.237	30,68		105.138.116	136.736.966	30,05
MONACO	4.724	138.606	10,45		1.539.337	1.929.534	25,35
DENMARK	868.267	1.398	-70,41		58.381	12.665	-78,31
NORWAY	129.709	1.673.783	92,77		20.720.657	31.050.075	49,85
SWEDEN	123.830	102.557	-20,93		2.353.237	2.284.475	-2,92
FINLAND	49.005	360.949	191,49		1.861.068	3.717.722	99,76
IRELAND	195.022	99.462	102,96		1.048.134	3.003.367	186,54
ITALY	6.032.377	188.853	-3,16		3.012.429	2.861.575	-5,01
SPAIN	1.639.196	5.847.159	-3,07		87.585.863	99.204.517	13,27
PORTUGAL	284.460	1.845.593	12,59		21.006.324	25.498.764	21,39
ICELAND	956	171.616	-39,67		8.464.668	4.633.733	-45,26
GREECE	321.943	1.372	43,51		10.062	17.284	71,77
HUNGARY	41.308	554.950	72,38		4.596.202	7.895.915	71,79
POLAND	59.876	56.392	36,52		406.843	610.818	50,14
ROMANIA	1.410	77.235	28,99		667.501	767.220	14,94
BULGARIA	16.728	1.461	3,62		13.395	40.445	201,94
YUGOSLAVIA	32.820	41.582	148,58		104.477	264.492	153,16
KAZAKHSTAN	0	73.972	125,39		521.010	1.203.221	130,94
KYRGYZSTAN	0	8.600	-		0	164.784	-
UKRAINE	111.249	523	-		0	4.478	-
LITHUANIA	4.009	189.532	70,37		1.594.076	2.742.283	72,03
LATVIA	21.296	9.042	125,54		124.047	285.680	130,30
ESTONIA	191.619	9.552	-55,15		278.430	99.816	-64,15
CROATIA	51.459	3.951	-97,94		4.869.627	48.383	-99,01
BOSNIA AND HERZEGOVINA	0	20.335	-60,48		472.598	287.841	-39,09
MALTA	1.051	1.274	-		0	12.932	-
SLOVAKIA	529.609	93	-91,15		22.782	1.848	-91,89
SLOVENIA	49.152	379.520	-28,34		20.039.783	14.024.444	-30,02
CZECH REPUBLIC	66.462	141.891	188,68		631.866	1.535.483	143,01
RUSSIA FEDERATION	492.624	70.078	5,44		924.536	941.095	1,79
		873.628	77,34		6.983.530	12.918.294	84,98

TABEL 5. PERKEMBANGAN EKSPOR INDONESIA MENURUT KOMODITI DAN NEGARA TUJUAN

JENIS BARANG	BERAT BERSIH (KG)		PERUB	NILAI FOB (US \$)		PERUB
	JAN-SEP 2007	JAN-SEP 2008	%	JAN-SEP 2007	JAN-SEP 2008	%
(1)	(2)	(3)	(4)	(5)	(6)	(7)
-PRODUK KERAMIK	372.037.801	382.334.517	2,77	214.917.909	239.966.576	11,65
JAPAN	7.215.597	5.892.646	-18,33	19.113.511	20.959.333	9,66
HONG KONG	603.469	713.217	18,19	1.156.970	1.615.291	39,61
KOREA, DEMOCRATIC PEOPLE'S REI	71	0	-100,00	13	0	-100,00
KOREA, REPUBLIC OF	43.536.148	41.914.464	-3,72	15.268.255	17.220.202	12,78
TAIWAN	32.090.325	34.110.098	6,29	10.424.463	11.630.550	11,57
CHINA	863.282	693.089	-19,71	1.604.124	2.285.429	42,47
MACAU	45.951	39.808	-13,37	553.152	285.876	-48,32
PAPUA NEW GUINEA	328.528	189.024	-42,46	82.710	50.636	-38,78
THAILAND	18.327.213	25.661.255	40,02	6.263.499	9.634.289	53,82
SINGAPORE	4.612.515	3.678.990	-20,24	3.421.200	3.276.136	-4,24
PHILIPPINES	7.644.807	11.185.585	46,32	2.053.443	2.963.658	44,33
MALAYSIA	31.850.869	42.455.914	33,30	7.185.142	10.572.857	47,15
MYANMAR (FORM. BURMA)	1.002.245	1.031.127	2,88	138.721	161.140	16,16
CAMBODIA	2.007.233	5.274.371	162,77	446.813	1.129.169	152,72
BRUNEI DARUSSALAM	2.540.363	3.146.173	23,85	688.301	919.918	33,65
LAO PEOPLE'S DEMOCRATIC REPUB	105.124	21.785	-79,28	33.236	6.314	-81,00
NEPAL	41.740	43.977	5,36	12.882	26.520	105,87
VIET NAM	1.078.230	2.115.256	96,18	498.006	942.117	89,18
MALDIVES	1.224.227	3.520.009	187,53	593.159	941.159	58,67
INDIA	1.486.216	1.860.567	25,19	2.316.131	3.157.090	36,31
PAKISTAN	14.433.746	13.834.850	-4,15	2.694.233	2.906.578	7,88
BANGLADESH	268.074	408.472	52,37	201.141	148.368	-26,24
SRI LANKA	9.893.487	16.148.039	63,22	2.112.292	3.079.351	45,78
AFGHANISTAN	0	467.639	-	0	75.515	-
IRAQ	0	444.797	-	0	116.255	-
IRAN (ISLAMIC REPUBLIC OF)	25.260	140.734	457,14	17.579	508.476	2792,52
SAUDI ARABIA	13.901.737	13.999.287	,70	2.595.302	2.950.396	13,68
ISRAEL	24.082	2.073.891	8511,79	25.941	510.088	1866,34
KUWAIT	1.566.432	1.277.331	-18,46	400.852	307.521	-23,28
JORDAN	923.800	2.195.229	137,63	160.307	436.501	172,29
LEBANON	5.080	176.731	3378,96	11.848	135.483	1043,51
YEMEN	1.312.341	809.736	-38,30	238.816	211.634	-11,38
OMAN	48.614	51.199	5,32	89.089	23.205	-73,95
SYRIA ARAB REPUBLIC	141	4.638	3189,36	1.129	23.448	1976,88
TURKEY	4.867.271	1.758.699	-63,87	3.048.650	1.858.388	-39,04
UNITED ARAB EMIRATES	6.003.621	8.759.410	45,90	2.842.909	5.613.305	97,45
QATAR	2.766.191	4.692.890	69,65	1.221.707	1.947.876	59,44
BAHRAIN	331.113	597.926	80,58	112.400	320.280	184,95
CYPRUS	98.166	21.564	-78,03	49.964	33.254	-33,44
EGYPT	529.983	482.557	-8,95	256.774	587.162	128,67
LIBYAN ARAB JAMAHIRIYA	0	20.840	-	0	56.487	-
MOROCCO	17.379	32.564	87,38	8.060	18.892	134,39
TUNISIA	2.236	14.380	543,11	4.589	35.123	665,37
ALGERIA	513	0	-100,00	1.423	0	-100,00
SUDAN	92	27.981	30314,13	652	27.385	4100,15
NAMIBIA	180	805	347,22	492	1.723	250,20
ETHIOPIA	0	663	-	0	525	-
TANZANIA, UNITED REPUBLIC OF	594	198.164	33260,94	1.012	55.790	5412,85
MADAGASCAR	43.278	4.462	-89,69	7.904	6.382	-19,26
KENYA	117.420	633	-99,46	21.652	259	-98,80
REUNION	2.414.698	1.639.461	-32,10	581.927	434.896	-25,27
MOZAMBIQUE	5.938	1.098	-81,51	10.925	592	-94,58
BOTSWANA	122.208	84.451	-30,90	19.981	14.935	-25,25
TOGO	26.816	17.539	-34,60	4.275	3.858	-9,75
GHANA	2.492	0	-100,00	2.579	0	-100,00
GUINEA	1.966	0	-100,00	3.600	0	-100,00
ANGOLA	926.971	441.497	-52,37	298.369	148.233	-50,32
CONGO	154	0	-100,00	100	0	-100,00
CAMEROON	580	128	-77,93	900	74	-91,78
NIGERIA	51.823	317.588	512,83	26.178	201.577	670,02
GABON	48	544	1033,33	45	1.669	3608,89
COTE D'IVOIRE	23.409	12.449	-46,82	11.823	19.374	63,87
SENEGAL	95.838	108	-99,89	45.523	136	-99,70
MAURITANIA	35.914	70.537	96,41	9.920	13.839	39,51
BENIN	2.766	2.560	-7,45	1.354	1.756	29,69
U.S. VIRGIN ISLANDS	93	62	-33,33	303	36	-88,12
SEYCHELLES	4.933	26.261	432,35	15.388	110.856	620,41
UGANDA	570	0	-100,00	977	0	-100,00
NIGER	0	66	-	0	116	-
DJIBOUTI	0	26.231	-	0	10.618	-
SAO TOME AND PRINCIPE	1.012	1.780	75,89	1.792	1.500	-16,29
SWAZILAND	0	3.382	-	0	1.870	-
SOUTH AFRICA	9.044.358	14.719.497	62,75	24.273.324	25.384.631	4,58
MAURITIUS	4.667.109	4.503.567	-3,50	960.794	1.091.147	13,57
VIRGIN ISLANDS (BRITISH)	29	2.023	6875,86	233	2.274	875,97
AUSTRALIA	31.013.727	28.463.399	-8,22	11.265.931	12.589.776	11,75

TABEL 5. PERKEMBANGAN EKSPOR INDONESIA MENURUT KOMODITI DAN NEGARA TUJUAN

JENIS BARANG	BERAT BERSIH (KG)		PERUB	NILAI FOB (US \$)		PERUB
	JAN-SEP 2007	JAN-SEP 2008	%	JAN-SEP 2007	JAN-SEP 2008	%
	(1)	(2)	(3)	(4)	(5)	(6)
NEW ZEALAND	2.105.805	1.475.773	-29,92	878.283	783.554	-10,79
MICRONESIA, FEDERATED STATES (0	144	-	0	736	-
GUAM	15.290	6.582	-56,95	16.933	13.051	-22,93
PALAU	4.428	25.838	483,51	4.295	8.207	91,08
NEW CALEDONIA	16.081	51.122	217,90	17.885	43.253	141,84
NORTHERN MARIANA ISLANDS	2.856	0	-100,00	4.307	0	-100,00
SAINT VINCENT AND THE GRENADIN	1.134	1.023	-9,79	1.549	1.831	18,21
VANUATU	125.509	114.283	-8,94	56.965	131.277	130,45
WALLIS AND FUTUNA ISLANDS	292	692	136,99	564	1.278	126,60
AMERICAN SAMOA	49.466	132.856	168,58	11.354	37.081	226,59
COOK ISLANDS	9.344	27.816	197,69	19.894	14.960	-24,80
FIJI	354.449	326.186	-7,97	117.658	129.543	10,10
SAMOA	118.521	145.781	23,00	25.986	33.288	28,10
SOLOMON ISLANDS	0	474	-	0	1.265	-
TONGA	13.870	7.265	-47,62	11.769	16.387	39,24
EAST TIMOR	160.243	891.165	456,13	32.107	591.201	1741,35
UNITED STATES	48.945.704	29.290.650	-40,16	43.622.011	40.781.883	-6,51
CANADA	5.581.196	5.376.939	-3,66	4.228.004	4.044.158	-4,35
MEXICO	125.645	139.186	10,78	360.498	325.793	-9,63
GUATEMALA	275.622	2.362	-99,14	69.441	6.773	-90,25
HONDURAS	18	19.469	108061,11	201	11.807	5774,13
NICARAGUA	229	2.248	881,66	172	3.515	1943,60
PANAMA	563.789	585.620	3,87	139.748	163.345	16,89
SURINAME	54	0	-100,00	318	0	-100,00
CHILE	482.571	338.245	-29,91	269.029	184.231	-31,52
VENEZUELA	874	1.035	18,42	5.491	2.051	-62,65
ARGENTINA	99.113	61.403	-38,05	87.863	84.674	-3,63
BRAZIL	6.509	30.605	370,20	10.115	61.268	505,71
COLOMBIA	113.461	62.284	-45,11	186.412	64.511	-65,39
BOLIVIA	48.701	48.349	-,72	16.609	12.353	-25,62
URUGUAY	7.928	24.123	204,28	5.884	7.638	29,81
ECUADOR	327	4	-98,78	366	8	-97,81
PERU	68.275	231.865	239,60	43.961	105.603	140,22
TRINIDAD AND TOBAGO	173.896	173.856	-,02	42.287	55.910	32,22
BAHAMAS	5.805	19.040	227,99	45.005	9.894	-78,02
JAMAICA	517.113	1.182.896	128,75	139.910	370.813	165,04
PUERTO RICO	650.175	596.238	-8,30	259.632	291.646	12,33
BELIZE	0	140	-	0	577	-
DOMINICAN REPUBLIC	6.225	17.397	179,47	6.520	37.480	474,85
EL SALVADOR	240	0	-100,00	123	0	-100,00
COSTA RICA	5.310	65.266	1129,11	4.998	28.707	474,37
BARBADOS	4.325	7.358	70,13	4.973	9.419	89,40
ANTIGUA AND BARBUDA	1.049	27.001	2473,98	2.405	15.537	546,03
ANGUILLA	852	0	-100,00	2.500	0	-100,00
ARUBA	1.995	510	-74,44	3.210	1.641	-48,88
BERMUDA	660	414	-37,27	3.799	2.890	-23,93
CAYMAN ISLANDS	64	187	192,19	18	50	177,78
FRENCH GUIANA	2.126	4.243	99,58	2.477	8.429	240,29
FRENCH POLYNESIA	188.705	605.639	220,94	48.969	92.914	89,74
GRENADA	44.639	71.493	60,16	15.731	26.100	65,91
MARTINIQUE	3.302	132.741	3920,02	3.876	30.943	698,32
NETHERLANDS ANTILLES	33.259	27.996	-15,82	7.945	14.857	87,00
SAINT LUCIA	71	1.267	1684,51	406	7.208	1675,37
TURKS AND CAICOS ISLANDS	0	489	-	0	830	-
GADELOUPE	6.002	259.804	4228,62	13.338	58.550	338,97
SAINT KITTS AND NEVIS	0	566	-	0	233	-
UNITED KINGDOM	6.548.687	8.119.749	23,99	11.380.316	13.542.571	19,00
NETHERLANDS	2.025.224	1.868.430	-7,74	1.728.068	2.214.245	28,13
FRANCE	1.913.377	1.413.366	-26,13	3.274.900	2.201.120	-32,79
GERMANY, FED. REP. OF	459.081	1.065.784	132,16	1.002.347	1.476.673	47,32
AUSTRIA	8.751	10.736	22,68	18.506	21.346	15,35
BELGIUM	5.632.153	2.916.138	-48,22	2.944.220	5.877.363	99,62
SWITZERLAND	281.799	72.375	-74,32	553.504	247.141	-55,35
MONACO	0	11	-	0	39	-
DENMARK	83.724	125.242	49,59	82.676	127.473	54,18
NORWAY	4.509.583	1.781.601	-60,49	1.396.591	1.110.379	-20,49
SWEDEN	1.372.923	2.530.775	84,33	866.106	2.129.991	145,93
FINLAND	173.343	133.128	-23,20	1.202.578	960.811	-20,10
IRELAND	509.087	189.874	-62,70	679.320	332.665	-51,03
ITALY	13.767.568	6.969.946	-49,37	7.328.026	5.789.865	-20,99
SPAIN	1.510.997	1.024.210	-32,22	2.291.247	1.423.006	-37,89
PORTUGAL	41.553	86.972	109,30	33.495	105.024	213,55
ICELAND	1.269	0	-100,00	8.087	0	-100,00
GREECE	4.123.327	2.407.049	-41,62	1.141.206	898.437	-21,27
ANDORRA	0	26.450	-	0	8.988	-
HUNGARY	12.888	30.881	139,61	25.085	40.815	62,71
POLAND	25.266	1.191.474	4615,72	20.411	277.638	1260,24
ROMANIA	3.444	10.881	215,94	4.523	23.641	422,68

TABEL 5. PERKEMBANGAN EKSPOR INDONESIA MENURUT KOMODITI DAN NEGARA TUJUAN

JENIS BARANG	BERAT BERSIH (KG)		PERUB	NILAI FOB (US \$)		PERUB
	JAN-SEP 2007	JAN-SEP 2008	%	JAN-SEP 2007	JAN-SEP 2008	%
(1)	(2)	(3)	(4)	(5)	(6)	(7)
BULGARIA	4.507	11.512	155,42	13.824	18.528	34,03
YUGOSLAVIA	1.827	7.686	320,69	2.813	70.271	2398,08
ALBANIA	0	46	-	0	72	-
ARMENIA	0	4.821	-	0	9.943	-
AZERBAIJAN	1.142	1.711	49,82	9.183	22.034	139,94
KAZAKHSTAN	237	39	-83,54	333	144	-56,76
UKRAINE	3.011.426	2.899.506	-3,72	984.036	1.276.476	29,72
LITHUANIA	23.498	626	-97,34	4.552	548	-87,96
ESTONIA	28.510	115.225	304,16	9.990	33.364	233,97
GEORGIA	1.250	2.882	130,56	9.300	9.909	6,55
CROATIA	81.928	117.267	43,13	97.301	126.706	30,22
BOSNIA AND HERZEGOVINA	0	379	-	0	1.773	-
MALTA	428.922	378.158	-11,84	91.382	109.418	19,74
SLOVAKIA	8.494	1.542	-81,85	5.881	3.141	-46,59
SLOVENIA	635	4.630	629,13	960	13.976	1355,83
CZECH REPUBLIC	281.932	1.105.201	292,01	230.149	367.855	59,83
FAEROE ISLANDS	125	0	-100,00	1.755	0	-100,00
RUSSIA FEDERATION	1.987.771	564.592	-71,60	1.104.755	554.939	-49,77
-EMAS BATANGAN	26.207	21.528	-17,85	545.418.377	628.654.611	15,26
JAPAN	544	90	-83,46	7.577	2.501.214	32910,61
HONG KONG	2.036	3.039	49,26	43.511.840	91.534.749	110,37
SINGAPORE	12.580	8.975	-28,66	270.527.702	261.353.557	-3,39
MALAYSIA	1.101	618	-43,87	23.990.298	18.822.339	-21,54
AUSTRALIA	9.535	8.793	-7,78	198.529.181	254.120.305	28,00
SWITZERLAND	411	0	-100,00	8.851.779	0	-100,00
ITALY	0	13	-	0	322.447	-
-PESAWAT UDARA DAN BAGIANNYA	2.105.307	3.139.267	49,11	136.664.153	82.038.388	-39,97
JAPAN	10.952	7.390	-32,52	2.404.101	521.633	-78,30
HONG KONG	4.711	16.245	244,83	614.813	2.854.529	364,29
KOREA, REPUBLIC OF	4.238	218.754	5061,73	917.545	1.178.944	28,49
TAIWAN	2.293	6.560	186,09	26.173	194.250	642,18
CHINA	8.969	8.287	-7,60	1.536.902	1.220.504	-20,59
PAPUA NEW GUINEA	206	0	-100,00	50.150	0	-100,00
THAILAND	471.955	533.542	13,05	20.234.737	8.049.348	-60,22
SINGAPORE	233.317	717.746	207,63	11.300.979	15.942.867	41,08
PHILIPPINES	1.191	33.863	2743,24	24.364	42.402	74,04
MALAYSIA	103.100	521.289	405,61	7.382.357	5.169.699	-29,97
CAMBODIA	101.384	125	-99,88	1.535.950	2.000	-99,87
BRUNEI DARUSSALAM	11.995	753	-93,72	73.194	72.821	-,51
NEPAL	0	80	-	0	1.500	-
VIET NAM	119	0	-100,00	150	0	-100,00
INDIA	49.497	5.309	-89,27	15.839.163	393.076	-97,52
PAKISTAN	653	190.899	29134,15	1.774.328	3.166.447	78,46
BANGLADESH	69	140.532	203569,57	200	1.516.901	758350,50
SRI LANKA	365	651	78,36	3.419	9.120	166,74
IRAN (ISLAMIC REPUBLIC OF)	33.307	0	-100,00	1.100.025	0	-100,00
SAUDI ARABIA	922	32.313	3404,66	3.885	336.631	8564,89
ISRAEL	0	150	-	0	1.000	-
JORDAN	1.383	1.517	9,69	12.850	544.500	4137,35
YEMEN	308	366	18,83	17.200	24.190	40,64
OMAN	10	31.541	315310,00	9.358	67.750	623,98
TURKEY	5.572	500	-91,03	179.475	384.935	114,48
UNITED ARAB EMIRATES	157.583	16.679	-89,42	1.282.346	710.219	-44,62
EGYPT	12	0	-100,00	400	0	-100,00
MADAGASCAR	3.695	0	-100,00	1.856	0	-100,00
KENYA	3.139	7.950	153,27	134.775	170.955	26,84
REUNION	832	40	-95,19	4.518	142	-96,86
TOGO	288	0	-100,00	400	0	-100,00
COTE D'IVOIRE	197	0	-100,00	277	0	-100,00
BENIN	77	0	-100,00	300	0	-100,00
BURKINA FASO	251	174	-30,68	8.349	6.255	-25,08
CENTRAL AFRICAN REPUBLIC	42	0	-100,00	2.000	0	-100,00
SOUTH AFRICA	7.818	26.756	242,24	165.379	2.395.527	1348,51
MALAWI	0	51	-	0	850	-
AUSTRALIA	17.430	9.819	-43,67	1.682.354	1.477.884	-12,15
NEW ZEALAND	3.776	11.308	199,47	1.040.228	316.162	-69,61
GUAM	15	0	-100,00	93	0	-100,00
FIJI	0	173	-	0	949	-
EAST TIMOR	0	1.000	-	0	66.000	-
UNITED STATES	133.819	120.538	-9,92	22.295.881	6.297.905	-71,75
CANADA	656	1.786	172,26	16.265	482.108	2864,08
CHILE	0	64	-	0	1.540	-
ARGENTINA	1.041	0	-100,00	2.010	0	-100,00
BRAZIL	0	14.232	-	0	3.936	-
COLOMBIA	0	11.342	-	0	350	-
BOLIVIA	0	20.000	-	0	20.000	-

TABEL 5. PERKEMBANGAN EKSPOR INDONESIA MENURUT KOMODITI DAN NEGARA TUJUAN

JENIS BARANG	BERAT BERSIH (KG)		PERUB	NILAI FOB (US \$)		PERUB
	JAN-SEP 2007	JAN-SEP 2008	%	JAN-SEP 2007	JAN-SEP 2008	%
(1)	(2)	(3)	(4)	(5)	(6)	(7)
ECUADOR	1.460	0	-100,00	50.000	0	-100,00
TRINIDAD AND TOBAGO	0	3	-	0	9	-
FRENCH POLYNESIA	714	97	-86,41	608	120	-80,26
UNITED KINGDOM	516.293	121.091	-76,55	23.498.415	17.216.778	-26,73
NETHERLANDS	23.760	36.688	54,41	787.090	2.242.534	184,91
FRANCE	46.732	13.449	-71,22	1.185.330	1.784.993	50,59
GERMANY, FED. REP. OF	83.241	100.897	21,21	10.146.783	1.102.684	-89,13
AUSTRIA	0	55	-	0	620	-
BELGIUM	27.917	881	-96,84	2.018.624	126.369	-93,74
SWITZERLAND	8.478	7.405	-12,66	375.042	381.313	1,67
LUXEMBOURG	0	45	-	0	5.500	-
DENMARK	1.232	61	-95,05	75.417	9.916	-86,85
NORWAY	3.750	3.154	-15,89	500.000	916.500	83,30
SWEDEN	354	2.100	493,22	1.522	20.000	1214,06
FINLAND	0	2	-	0	4	-
IRELAND	1.592	818	-48,62	155.440	71.964	-53,70
ITALY	1.467	3.175	116,43	107.087	141.139	31,80
SPAIN	6.373	126.342	1882,46	3.671.324	3.774.123	2,80
PORTUGAL	0	4.000	-	0	5.000	-
ICELAND	0	33	-	0	470	-
GREECE	0	97	-	0	2.500	-
BULGARIA	0	750	-	0	15.000	-
AZERBAIJAN	225	0	-100,00	10.000	0	-100,00
UKRAINE	22	491	2131,82	750	6.500	766,67
CZECH REPUBLIC	400	24	-94,00	1.800	20	-98,89
RUSSIA FEDERATION	4.110	7.285	77,25	2.400.172	568.503	-76,31
-KAPAL LAUT DAN SEJENISNYA	608.300.984	350.180.858	-42,43	489.767.259	649.801.473	32,68
JAPAN	638.000	33.179	-94,80	3.184.455	148.030	-95,35
HONG KONG	3.000	13.818	360,60	99.710	9.762	-90,21
KOREA, REPUBLIC OF	20.243.853	3.200	-99,98	6.068.800	3.200	-99,95
TAIWAN	0	2	-	0	2.150	-
CHINA	2.831	8.600.000	303679,58	8.870	4.000.000	44995,83
THAILAND	1.050.970	12.676.728	1106,19	8.631.858	16.479.924	90,92
SINGAPORE	524.385.868	236.943.831	-54,81	208.133.614	436.248.534	109,60
PHILIPPINES	1.147.000	1.706.000	48,74	8.461.880	2.881.757	-65,94
MALAYSIA	18.785.353	42.326.964	125,32	16.853.793	97.745.161	479,96
VIET NAM	473.396	35.402.289	7378,37	213.096	48.047.147	22447,18
MALDIVES	1.560	0	-100,00	15.200	0	-100,00
INDIA	826.453	124.000	-85,00	7.154.528	4.638.000	-35,17
SAUDI ARABIA	4.163.437	12.945	-99,69	1.869.024	45.015	-97,59
KUWAIT	912.747	0	-100,00	959.979	0	-100,00
YEMEN	0	19.500	-	0	22.991	-
TURKEY	0	110	-	0	6.000	-
UNITED ARAB EMIRATES	38.211	627.452	1542,07	519.447	726.682	39,90
QATAR	0	2.512	-	0	105.738	-
SUDAN	48	0	-100,00	15.360	0	-100,00
NIGERIA	8.667	0	-100,00	152.199	0	-100,00
UGANDA	7.533	0	-100,00	18.000	0	-100,00
SOUTH AFRICA	0	30	-	0	100	-
AUSTRALIA	11.681.044	8.001.576	-31,50	177.889.009	7.104.423	-96,01
NEW ZEALAND	0	549.000	-	0	1.200.000	-
FIJI	0	721.000	-	0	1.350.000	-
UNITED STATES	150	25.544	16929,33	22.500	216.000	860,00
CANADA	2.050	0	-100,00	74.881	0	-100,00
PANAMA	0	288.000	-	0	451.228	-
URUGUAY	7.384	0	-100,00	24.702	0	-100,00
JAMAICA	822.000	0	-100,00	8.250.000	0	-100,00
UNITED KINGDOM	0	1.212	-	0	71.294	-
NETHERLANDS	10.516	4.500	-57,21	23.092	24.000	3,93
FRANCE	34.500	2.965	-91,41	21.600	201.058	830,82
GERMANY, FED. REP. OF	17.030.000	0	-100,00	24.700.000	0	-100,00
DENMARK	0	2.293	-	0	54.968	-
NORWAY	0	386.100	-	0	250.000	-
SWEDEN	0	2.450	-	0	2.500	-
ITALY	6.024.000	0	-100,00	16.400.000	0	-100,00
SPAIN	0	658	-	0	15.811	-
GREECE	413	0	-100,00	1.662	0	-100,00
MALTA	0	1.703.000	-	0	27.750.000	-
-PERLENGKAPAN OLAHRAGA DAN I	24.231.700	24.789.699	2,30	185.961.199	218.222.380	17,35
JAPAN	1.081.153	975.597	-9,76	21.192.019	19.803.103	-6,55
HONG KONG	332.094	318.166	-4,19	2.406.418	3.605.989	49,85
KOREA, REPUBLIC OF	282.135	256.071	-9,24	1.448.297	1.509.931	4,26
TAIWAN	16.072	64.466	301,11	60.109	135.808	125,94
CHINA	672.715	649.858	-3,40	5.311.292	5.814.460	9,47
MONGOLIA	0	1.065	-	0	15.936	-
PAPUA NEW GUINEA	2.759	1.752	-36,50	5.653	10.541	86,47

TABEL 5. PERKEMBANGAN EKSPOR INDONESIA MENURUT KOMODITI DAN NEGARA TUJUAN

JENIS BARANG	BERAT BERSIH (KG)		PERUB	NILAI FOB (US \$)		PERUB
	JAN-SEP 2007	JAN-SEP 2008	%	JAN-SEP 2007	JAN-SEP 2008	%
	(1)	(2)	(3)	(4)	(5)	(6)
THAILAND	41.452	32.338	-21,99	242.055	154.041	-36,36
SINGAPORE	935.202	392.461	-58,03	16.360.896	8.509.611	-47,99
PHILIPPINES	70.562	125.609	78,01	198.763	337.195	69,65
MALAYSIA	356.164	583.891	63,94	2.145.172	4.448.377	107,37
CAMBODIA	0	1.371	-	0	56.754	-
BRUNEI DARUSSALAM	1.099	7.865	615,65	4.884	23.994	391,28
VIET NAM	21.112	24.362	15,39	219.264	283.758	29,41
MALDIVES	2.038	3.729	82,97	12.015	6.524	-45,70
INDIA	101.116	75.482	-25,35	775.142	607.905	-21,58
PAKISTAN	198.958	128.322	-35,50	330.688	385.027	16,43
BANGLADESH	1.503	9.077	503,93	7.517	5.525	-26,50
SRI LANKA	110.300	124.961	13,29	106.203	123.079	15,89
IRAN (ISLAMIC REPUBLIC OF)	18.191	16.291	-10,44	45.178	35.244	-21,99
SAUDI ARABIA	370.509	371.955	,39	419.070	670.997	60,12
ISRAEL	0	17.247	-	0	165.427	-
KUWAIT	3.008	3.090	2,73	54.160	22.789	-57,92
JORDAN	40.595	64.295	58,38	143.203	153.040	6,87
LEBANON	33.328	10.051	-69,84	51.237	29.984	-41,48
YEMEN	84	683	713,10	228	1.920	742,11
OMAN	0	300	-	0	639	-
SYRIA ARAB REPUBLIC	9.029	0	-100,00	20.870	0	-100,00
TURKEY	5.966	64.213	976,32	36.915	489.053	1224,81
UNITED ARAB EMIRATES	147.543	196.380	33,10	836.366	1.523.664	82,18
QATAR	139	1.867	1243,17	2.076	18.091	771,44
BAHRAIN	5.436	3.549	-34,71	7.038	6.937	-1,44
CYPRUS	8.069	3.112	-61,43	23.658	12.636	-46,59
EGYPT	29.440	23.252	-21,02	220.242	182.453	-17,16
MOROCCO	1.077	6.556	508,73	5.600	43.586	678,32
ALGERIA	61.458	70.173	14,18	123.268	178.508	44,81
SUDAN	16.657	35.856	115,26	34.924	139.929	300,67
ETHIOPIA	0	710	-	0	7.560	-
KENYA	1.551	4.447	186,72	30.155	39.640	31,45
REUNION	0	3.970	-	0	14.768	-
GHANA	314	0	-100,00	288	0	-100,00
ANGOLA	1.740	12.458	615,98	2.213	11.380	414,23
NIGERIA	2.967	38.723	1205,12	4.623	185.910	3921,41
GABON	0	390	-	0	170	-
BENIN	31.027	22.862	-26,32	198.794	118.811	-40,23
NIGER	5.132	0	-100,00	45.273	0	-100,00
SOUTH AFRICA	67.076	38.179	-43,08	473.049	255.113	-46,07
MAURITIUS	2	1.539	76850,00	28	46.589	166289,29
AUSTRALIA	641.024	932.976	45,54	3.769.568	4.910.425	30,26
NEW ZEALAND	81.546	163.861	100,94	424.309	731.966	72,51
GUAM	19.992	0	-100,00	13.000	0	-100,00
NEW CALEDONIA	1.665	59	-96,46	1.588	857	-46,03
FIJI	1.212	1.338	10,40	4.645	7.676	65,25
EAST TIMOR	56	8.414	14925,00	36	7.993	22102,78
UNITED STATES	6.905.214	7.827.672	13,36	48.883.276	69.015.434	41,18
CANADA	410.681	472.764	15,12	3.286.473	3.667.923	11,61
MEXICO	1.312.824	933.521	-28,89	8.852.955	7.949.557	-10,20
GUATEMALA	3.828	5.889	53,84	30.334	61.897	104,05
PANAMA	14.647	21.456	46,49	130.539	221.522	69,70
SURINAME	66	0	-100,00	385	0	-100,00
CHILE	281.241	34.250	-87,82	1.612.289	207.115	-87,15
VENEZUELA	140.771	125.124	-11,12	1.100.820	1.146.757	4,17
ARGENTINA	180.975	130.136	-28,09	1.129.399	1.085.639	-3,87
BRAZIL	970.624	786.339	-18,99	6.281.065	6.819.329	8,57
COLOMBIA	46.539	36.019	-22,60	334.016	318.543	-4,63
BOLIVIA	877	0	-100,00	3.276	0	-100,00
URUGUAY	1.736	1.021	-41,19	8.458	4.956	-41,40
PARAGUAY	0	3.341	-	0	21.600	-
ECUADOR	5.569	3.740	-32,84	51.180	38.559	-24,66
PERU	41.866	15.490	-63,00	267.636	138.731	-48,16
EL SALVADOR	3.472	138.304	3883,41	43.277	163.580	277,98
COSTA RICA	2.763	0	-100,00	24.966	0	-100,00
HAITI	5.847	0	-100,00	12.372	0	-100,00
FRENCH POLYNESIA	0	2.015	-	0	28.346	-
UNITED KINGDOM	2.137.022	2.275.204	6,47	12.444.347	15.145.197	21,70
NETHERLANDS	693.081	693.926	,12	5.432.847	6.262.960	15,28
FRANCE	1.022.747	1.076.872	5,29	6.335.670	8.792.512	38,78
GERMANY, FED. REP. OF	1.241.587	1.109.687	-10,62	11.578.000	11.969.070	3,38
AUSTRIA	64.681	65.518	1,29	457.429	845.850	84,91
BELGIUM	394.742	633.269	60,43	2.527.687	6.040.780	138,98
SWITZERLAND	30.149	73.459	143,65	262.984	497.691	89,25
DENMARK	109.646	108.203	-1,32	519.518	1.062.773	104,57
NORWAY	66.811	18.051	-72,98	324.549	161.957	-50,10
SWEDEN	200.231	286.541	43,11	1.009.693	2.250.307	122,87
FINLAND	86.790	51.120	-41,10	471.423	294.238	-37,59

TABEL 5. PERKEMBANGAN EKSPOR INDONESIA MENURUT KOMODITI DAN NEGARA TUJUAN

JENIS BARANG	BERAT BERSIH (KG)		PERUB	NILAI FOB (US \$)		PERUB
	JAN-SEP 2007	JAN-SEP 2008	%	JAN-SEP 2007	JAN-SEP 2008	%
	(1)	(2)	(3)	(4)	(5)	(6)
IRELAND	39.928	52.734	32,07	255.728	322.831	26,24
ITALY	561.988	589.065	4,82	3.987.319	5.540.211	38,95
SPAIN	200.280	208.745	4,23	1.550.874	1.979.399	27,63
PORTUGAL	0	25.682	-	0	385.901	-
ICELAND	2.376	4.382	84,43	25.746	59.760	132,11
GREECE	57.871	83.749	44,72	307.021	781.691	154,61
HUNGARY	40.710	36.943	-9,25	249.324	242.965	-2,55
POLAND	60.524	171.125	182,74	389.810	1.472.257	277,69
ROMANIA	1.092	19.802	1713,37	14.131	188.269	1232,31
BULGARIA	0	2.555	-	0	23.519	-
YUGOSLAVIA	5.270	6.129	16,30	68.219	35.102	-48,55
BELARUS	15.291	8.837	-42,21	41.544	41.123	-1,01
KAZAKHSTAN	2.870	2.434	-15,19	28.712	26.590	-7,39
UKRAINE	27.591	54.173	96,34	276.525	508.914	84,04
UZBEKISTAN	0	173	-	0	3.319	-
LITHUANIA	8.069	3.377	-58,15	58.337	14.505	-75,14
LATVIA	1.080	1.856	71,85	11.260	23.554	109,18
ESTONIA	0	2.593	-	0	26.284	-
CROATIA	42.360	27.061	-36,12	102.048	139.577	36,78
MALTA	4.251	0	-100,00	9.152	0	-100,00
SLOVAKIA	1.412	5.303	275,57	17.202	79.308	361,04
SLOVENIA	9.231	4.971	-46,15	26.769	19.694	-26,43
CZECH REPUBLIC	457.202	374.337	-18,12	3.270.588	3.503.478	7,12
RUSSIA FEDERATION	483.010	279.503	-42,13	4.036.038	2.739.993	-32,11
-PENNA DAN PENSIL	8.959.358	7.486.336	-16,44	59.233.023	54.485.332	-8,02
JAPAN	406.733	254.739	-37,37	4.155.540	2.664.906	-35,87
HONG KONG	29.515	39.035	32,25	311.325	402.373	29,25
KOREA, REPUBLIC OF	30.924	41.181	33,17	298.409	426.467	42,91
TAIWAN	27.355	35.481	29,71	258.705	324.435	25,41
CHINA	63.436	58.360	-8,00	649.213	610.205	-6,01
PAPUA NEW GUINEA	404	115	-71,53	1.496	238	-84,09
THAILAND	110.504	157.054	42,13	1.011.235	1.567.072	54,97
SINGAPORE	143.095	115.744	-19,11	1.168.029	977.584	-16,30
PHILIPPINES	133.622	174.112	30,30	796.801	1.063.406	33,46
MALAYSIA	271.136	301.112	11,06	2.551.986	2.945.256	15,41
MYANMAR (FORM. BURMA)	2.500	12.399	395,96	1.850	33.360	1703,24
CAMBODIA	12	405	3275,00	81	1.611	1888,89
BRUNEI DARUSSALAM	0	235	-	0	374	-
LAO PEOPLE'S DEMOCRATIC REPUB	1	0	-100,00	23	0	-100,00
NEPAL	0	22	-	0	151	-
VIET NAM	3.474	10.966	215,66	57.774	111.713	93,36
MALDIVES	4.959	5.718	15,31	4.773	8.573	79,61
INDIA	16.776	4.808	-71,34	132.609	61.132	-53,90
PAKISTAN	21.814	10.903	-50,02	137.956	82.301	-40,34
BANGLADESH	33.799	65.683	94,33	318.419	605.575	90,18
SRI LANKA	136	374	175,00	513	3.114	507,02
IRAN (ISLAMIC REPUBLIC OF)	194.774	336.773	72,90	1.425.293	2.305.637	61,77
SAUDI ARABIA	321.080	276.357	-13,93	2.724.204	2.393.870	-12,13
KUWAIT	13.349	20.031	50,06	141.803	214.225	51,07
JORDAN	1.108	409	-63,09	9.033	2.277	-74,79
LEBANON	25.084	18.539	-26,09	189.712	143.120	-24,56
YEMEN	14.949	1	-99,99	12.512	4	-99,97
OMAN	8.323	14.296	71,76	91.041	143.479	57,60
SYRIA ARAB REPUBLIC	21.320	20.319	-4,70	135.585	138.465	2,12
TURKEY	111.332	201.470	80,96	578.165	1.317.970	127,96
UNITED ARAB EMIRATES	95.090	93.369	-1,81	845.361	828.872	-1,95
QATAR	12.411	28.083	126,28	137.967	304.763	120,90
BAHRAIN	5.015	11.566	130,63	54.680	126.907	132,09
EGYPT	195.435	270.280	38,30	1.464.220	2.033.764	38,90
MOROCCO	13.091	8.125	-37,93	119.335	73.190	-38,67
ALGERIA	0	288	-	0	1.340	-
TOGO	19.503	0	-100,00	11.957	0	-100,00
COTE D'IVOIRE	46.897	58.642	25,04	27.624	34.023	23,16
BURKINA FASO	18.694	0	-100,00	10.555	0	-100,00
GAMBIA	139	0	-100,00	261	0	-100,00
SEYCHELLES	0	1.873	-	0	4.250	-
SOUTH AFRICA	86.994	77.977	-10,37	366.260	309.034	-15,62
AUSTRALIA	270.093	392.938	45,48	1.880.052	2.466.927	31,22
NEW ZEALAND	34.932	35.306	1,07	321.150	316.761	-1,37
COOK ISLANDS	0	1.266	-	0	1.979	-
FIJI	308	784	154,55	2.115	5.841	176,17
EAST TIMOR	2	15.921	795950,00	7	13.547	193428,57
UNITED STATES	4.092.777	2.525.966	-38,28	21.731.779	15.904.397	-26,82
CANADA	23.111	22.825	-1,24	402.937	356.948	-11,41
MEXICO	452.442	388.381	-14,16	3.001.920	2.770.047	-7,72
GUATEMALA	3.598	9.188	155,36	22.311	57.945	159,71
CHILE	785	1.549	97,32	11.946	23.924	100,27

TABEL 5. PERKEMBANGAN EKSPOR INDONESIA MENURUT KOMODITI DAN NEGARA TUJUAN

JENIS BARANG	BERAT BERSIH (KG)		PERUB	NILAI FOB (US \$)		PERUB
	JAN-SEP 2007	JAN-SEP 2008	%	JAN-SEP 2007	JAN-SEP 2008	%
(1)	(2)	(3)	(4)	(5)	(6)	(7)
ARGENTINA	3.944	5.160	30,83	48.852	64.065	31,14
BRAZIL	0	6.035	-	0	48.730	-
COLOMBIA	166.723	167.068	,21	1.022.947	1.094.330	6,98
ECUADOR	13.120	12.691	-3,27	84.663	98.498	16,34
JAMAICA	588	0	-100,00	6.137	0	-100,00
PUERTO RICO	8.024	0	-100,00	56.391	0	-100,00
EL SALVADOR	0	6.106	-	0	39.285	-
COSTA RICA	0	5.111	-	0	37.071	-
FRENCH POLYNESIA	0	73	-	0	280	-
UNITED KINGDOM	245.025	151.779	-38,06	2.255.368	1.318.244	-41,55
NETHERLANDS	438.538	396.509	-9,58	2.591.401	2.445.251	-5,64
FRANCE	75.375	61.836	-17,96	441.084	425.080	-3,63
GERMANY, FED. REP. OF	328.398	306.226	-6,75	2.349.141	2.341.925	-,31
BELGIUM	1.948	807	-58,57	16.489	6.417	-61,08
SWITZERLAND	0	64	-	0	341	-
DENMARK	7.712	1.531	-80,15	66.588	11.866	-82,18
NORWAY	13.586	7.187	-47,10	145.883	74.209	-49,13
SWEDEN	62.374	74.391	19,27	647.174	686.262	6,04
FINLAND	1.513	943	-37,67	19.212	11.703	-39,08
IRELAND	38.308	32.832	-14,29	438.559	407.649	-7,05
ITALY	61.717	39.140	-36,58	588.337	455.040	-22,66
SPAIN	50.200	52.620	4,82	354.363	361.749	2,08
PORTUGAL	1.220	962	-21,15	4.097	4.011	-2,10
DEMOCRATIC REPUBLIC OF THE CO	117	0	-100,00	1.040	0	-100,00
HUNGARY	665	0	-100,00	11.237	0	-100,00
POLAND	0	22	-	0	79	-
KAZAKHSTAN	0	173	-	0	804	-
LATVIA	163	219	34,36	2.879	5.702	98,05
MALTA	814	858	5,41	8.240	11.423	38,63
CZECH REPUBLIC	56.411	35.025	-37,91	496.121	351.966	-29,06
RUSSIA FEDERATION	44	0	-100,00	298	0	-100,00
-BATU SEMI PERMATA	72.358	23.414	-67,64	886.474	256.204	-71,10
JAPAN	3.921	178	-95,46	144.312	31.883	-77,91
HONG KONG	1.920	15	-99,22	344.072	96.000	-72,10
TAIWAN	157	20.000	12638,85	282	10.000	3446,10
THAILAND	4	0	-100,00	16	0	-100,00
SINGAPORE	0	235	-	0	11.322	-
MALAYSIA	0	730	-	0	95.429	-
UNITED ARAB EMIRATES	20	0	-100,00	422	0	-100,00
CYPRUS	151	0	-100,00	165	0	-100,00
NIGERIA	3	0	-100,00	337	0	-100,00
SEYCHELLES	0	4	-	0	12	-
SOUTH AFRICA	0	127	-	0	353	-
MAURITIUS	30	0	-100,00	14	0	-100,00
AUSTRALIA	14	0	-100,00	2.735	0	-100,00
NEW ZEALAND	21	39	85,71	54	1.597	2857,41
UNITED STATES	62.279	19	-99,97	373.027	1.879	-99,50
CANADA	2	0	-100,00	45	0	-100,00
MEXICO	407	0	-100,00	1.150	0	-100,00
ARGENTINA	377	0	-100,00	1.649	0	-100,00
BRAZIL	0	303	-	0	266	-
COSTA RICA	43	0	-100,00	37	0	-100,00
FRENCH POLYNESIA	0	65	-	0	280	-
SAINT KITTS AND NEVIS	29	237	717,24	404	354	-12,38
UNITED KINGDOM	393	0	-100,00	7.964	0	-100,00
NETHERLANDS	31	0	-100,00	229	0	-100,00
FRANCE	103	64	-37,86	312	135	-56,73
GERMANY, FED. REP. OF	1.093	0	-100,00	2.713	0	-100,00
AUSTRIA	174	0	-100,00	942	0	-100,00
BELGIUM	2	145	7150,00	155	2.115	1264,52
SWITZERLAND	1	0	-100,00	1	0	-100,00
NORWAY	2	0	-100,00	78	0	-100,00
SPAIN	542	189	-65,13	2.306	1.366	-40,76
GREECE	406	417	2,71	1.978	2.415	22,09
HUNGARY	42	647	1440,48	95	798	740,00
POLAND	191	0	-100,00	980	0	-100,00
-KOPER, TAS, DOMPET PLASTIK/TEK	6.349.246	5.137.860	-19,08	35.873.188	38.083.016	6,16
JAPAN	666.187	718.744	7,89	4.301.326	4.912.097	14,20
HONG KONG	80.340	105.560	31,39	1.069.378	873.599	-18,31
KOREA, REPUBLIC OF	67.326	25.747	-61,76	160.585	155.977	-2,87
TAIWAN	35.460	8.551	-75,89	78.396	44.890	-42,74
CHINA	88.534	208.803	135,84	846.839	1.757.456	107,53
MACAU	1	40	3900,00	1	552	55100,00
PAPUA NEW GUINEA	3.319	3.696	11,36	18.364	19.102	4,02
THAILAND	69.686	45.910	-34,12	125.466	152.595	21,62
SINGAPORE	98.988	132.497	33,85	1.225.846	1.476.465	20,44

TABEL 5. PERKEMBANGAN EKSPOR INDONESIA MENURUT KOMODITI DAN NEGARA TUJUAN

JENIS BARANG	BERAT BERSIH (KG)		PERUB	NILAI FOB (US \$)		PERUB
	JAN-SEP 2007	JAN-SEP 2008	%	JAN-SEP 2007	JAN-SEP 2008	%
(1)	(2)	(3)	(4)	(5)	(6)	(7)
PHILIPPINES	16.993	44.512	161,94	134.140	624.828	365,80
MALAYSIA	116.941	69.496	-40,57	323.020	404.223	25,14
BRUNEI DARUSSALAM	3.705	3.771	1,78	15.916	10.731	-32,58
VIET NAM	193	516	167,36	141	1.110	687,23
MALDIVES	9.030	5.329	-40,99	39.371	30.051	-23,67
INDIA	62.185	66.424	6,82	266.272	327.728	23,08
PAKISTAN	0	10.948	-	0	54.186	-
BANGLADESH	73.949	53.567	-27,56	204.711	151.917	-25,79
SRI LANKA	3.259	7.781	138,75	7.902	12.646	60,04
IRAN (ISLAMIC REPUBLIC OF)	0	1.385	-	0	640	-
SAUDI ARABIA	61.956	46.079	-25,63	283.132	183.240	-35,28
ISRAEL	0	88	-	0	180	-
KUWAIT	279	860	208,24	60.381	16.953	-71,92
JORDAN	81	1.060	1208,64	1.927	9.185	376,65
LEBANON	1.690	796	-52,90	6.240	5.245	-15,95
YEMEN	1.931	0	-100,00	18.360	0	-100,00
OMAN	0	134	-	0	129	-
SYRIA ARAB REPUBLIC	0	17	-	0	96	-
TURKEY	616	96	-84,42	8.447	1.412	-83,28
UNITED ARAB EMIRATES	373.333	388.798	4,14	1.809.189	1.747.015	-3,44
QATAR	818	2.447	199,14	6.035	13.379	121,69
BAHRAIN	0	593	-	0	3.692	-
CYPRUS	6	0	-100,00	32	0	-100,00
EGYPT	15.704	0	-100,00	43.207	0	-100,00
MOROCCO	40	3.571	8827,50	66	65.100	98536,36
TUNISIA	36	0	-100,00	222	0	-100,00
NAMIBIA	0	32	-	0	292	-
ETHIOPIA	0	208	-	0	165	-
TANZANIA, UNITED REPUBLIC OF	556	34	-93,88	2.461	385	-84,36
MADAGASCAR	107	518	384,11	97	1.279	1218,56
KENYA	1.403	168	-88,03	2.948	1.116	-62,14
REUNION	4.175	8.530	104,31	8.019	16.764	109,05
MOZAMBIQUE	964	73	-92,43	4.161	485	-88,34
GUINEA	0	15	-	0	157	-
ANGOLA	0	179	-	0	47	-
CAMEROON	0	30	-	0	286	-
GABON	0	339	-	0	282	-
COTE D'IVOIRE	187	0	-100,00	262	0	-100,00
SENEGAL	1	0	-100,00	1	0	-100,00
U.S. VIRGIN ISLANDS	121	0	-100,00	263	0	-100,00
SEYCHELLES	52	226	334,62	577	7.562	1210,57
UGANDA	0	3	-	0	24	-
SOUTH AFRICA	47.454	32.777	-30,93	98.582	77.701	-21,18
COMOROS	0	715	-	0	2.711	-
MAURITIUS	993	1.480	49,04	1.708	8.523	399,00
VIRGIN ISLANDS (BRITISH)	625	13	-97,92	3.187	84	-97,36
AUSTRALIA	101.286	98.715	-2,54	608.048	815.816	34,17
NEW ZEALAND	23.930	12.452	-47,96	94.572	57.121	-39,60
MICRONESIA, FEDERATED STATES (0	19	-	0	101	-
GUAM	369	643	74,25	6.380	4.657	-27,01
PALAU	118	12	-89,83	638	75	-88,24
NEW CALEDONIA	5.160	4.812	-6,74	23.450	36.003	53,53
NORTHERN MARIANA ISLANDS	33	0	-100,00	2.058	0	-100,00
SAINT VINCENT AND THE GRENADIN	412	8	-98,06	800	30	-96,25
VANUATU	5.489	464	-91,55	7.583	1.354	-82,14
WALLIS AND FUTUNA ISLANDS	0	3.952	-	0	5.263	-
COOK ISLANDS	1.162	2.165	86,32	4.607	27.992	507,60
FIJI	4.624	3.220	-30,36	9.529	22.956	140,91
TONGA	683	0	-100,00	842	0	-100,00
EAST TIMOR	0	1.044	-	0	659	-
UNITED STATES	1.358.611	846.731	-37,68	8.998.532	9.056.495	,64
CANADA	62.768	55.131	-12,17	210.886	237.295	12,52
MEXICO	50.038	37.545	-24,97	368.214	219.127	-40,49
GUATEMALA	49	0	-100,00	680	0	-100,00
NICARAGUA	320	0	-100,00	240	0	-100,00
PANAMA	57.455	32.109	-44,11	111.569	66.305	-40,57
CHILE	15.167	16.475	8,62	26.594	36.537	37,39
ARGENTINA	20.464	17.447	-14,74	39.615	51.044	28,85
BRAZIL	61.248	88.072	43,80	119.592	199.156	66,53
COLOMBIA	3	51	1600,00	50	192	284,00
BOLIVIA	14	9	-35,71	24	100	316,67
URUGUAY	5.146	5.590	8,63	10.048	12.466	24,06
PARAGUAY	7	8	14,29	25	29	16,00
ECUADOR	6.860	6.669	-2,78	13.297	13.508	1,59
PERU	1.729	0	-100,00	5.336	0	-100,00
TRINIDAD AND TOBAGO	0	18	-	0	47	-
BAHAMAS	1.668	2.290	37,29	3.371	1.896	-43,76
JAMAICA	372	1.514	306,99	3.148	3.224	2,41

TABEL 5. PERKEMBANGAN EKSPOR INDONESIA MENURUT KOMODITI DAN NEGARA TUJUAN

JENIS BARANG	BERAT BERSIH (KG)		PERUB	NILAI FOB (US \$)		PERUB
	JAN-SEP 2007	JAN-SEP 2008	%	JAN-SEP 2007	JAN-SEP 2008	%
	(1)	(2)	(3)	(4)	(5)	(6)
PUERTO RICO	836	4.431	430,02	7.592	17.595	131,76
BELIZE	16	770	4712,50	22	3.118	14072,73
DOMINICAN REPUBLIC	214	181	-15,42	450	200	-55,56
COSTA RICA	3.485	2.695	-22,67	9.215	4.978	-45,98
BARBADOS	2.218	671	-69,75	2.957	929	-68,58
ARUBA	66	0	-100,00	116	0	-100,00
BERMUDA	623	482	-22,63	3.524	2.206	-37,40
CAYMAN ISLANDS	6	0	-100,00	373	0	-100,00
DOMINICA	0	386	-	0	1.386	-
FRENCH POLYNESIA	8.238	5.646	-31,46	23.268	20.602	-11,46
GRENADA	9	112	1144,44	47	547	1063,83
MARTINIQUE	527	2.522	378,56	3.097	8.707	181,14
NETHERLANDS ANTILLES	611	783	28,15	7.288	7.472	2,52
SAINT LUCIA	0	688	-	0	3.625	-
TURKS AND CAICOS ISLANDS	233	855	266,95	818	1.490	82,15
GUADELOUPE	804	224	-72,14	2.987	1.603	-46,33
SAINT KITTS AND NEVIS	12	0	-100,00	177	0	-100,00
UNITED KINGDOM	342.988	205.810	-39,99	1.041.799	1.058.717	1,62
NETHERLANDS	194.524	260.707	34,02	3.797.782	4.928.291	29,77
FRANCE	87.687	52.216	-40,45	306.537	208.225	-32,07
GERMANY, FED. REP. OF	267.065	320.339	19,95	1.529.308	1.814.313	18,64
AUSTRIA	4.956	106	-97,86	38.995	1.102	-97,17
BELGIUM	1.037.234	318.068	-69,33	2.808.066	1.058.616	-62,30
SWITZERLAND	18.422	155.594	744,61	112.730	885.475	685,48
DENMARK	29.232	1.555	-94,68	29.312	20.992	-28,38
NORWAY	3.101	2.280	-26,48	55.012	30.299	-44,92
SWEDEN	13.934	3.645	-73,84	90.312	39.101	-56,70
FINLAND	1.671	6.865	310,83	4.611	39.970	766,84
IRELAND	9.202	2.773	-69,87	20.952	5.765	-72,48
ITALY	435.849	367.528	-15,68	3.140.503	2.934.017	-6,57
SPAIN	167.540	139.356	-16,82	879.240	702.800	-20,07
PORTUGAL	1.616	1.295	-19,86	7.091	5.188	-26,84
GREECE	15.417	15.966	3,56	61.262	72.848	18,91
DEMOCRATIC REPUBLIC OF THE CO	952	0	-100,00	8.420	0	-100,00
HUNGARY	297	274	-7,74	2.755	1.092	-60,36
POLAND	405	4.763	1076,05	7.293	43.038	490,13
BULGARIA	0	1.592	-	0	12.180	-
YUGOSLAVIA	2.158	2.283	5,79	4.330	160	-96,30
ALBANIA	0	117	-	0	177	-
UKRAINE	46	1	-97,83	233	5	-97,85
LATVIA	0	9.875	-	0	52.251	-
ESTONIA	0	266	-	0	398	-
CROATIA	279	1.307	368,46	1.518	5.322	250,59
BOSNIA AND HERZEGOVINA	5	0	-100,00	80	0	-100,00
MALTA	236	0	-100,00	1.555	0	-100,00
SLOVAKIA	1.381	0	-100,00	8.484	0	-100,00
SLOVENIA	556	11	-98,02	2.900	783	-73,00
CZECH REPUBLIC	2	193	9550,00	10	1.091	10810,00
RUSSIA FEDERATION	184	2.308	1154,35	3.261	42.612	1206,72
-BARANG DARI LOGAM MULIA	235.674	245.545	4,19	107.920.833	125.320.070	16,12
JAPAN	3.938	10.580	168,66	757.563	641.756	-15,29
HONG KONG	8.338	9.569	14,76	3.689.403	13.551.644	267,31
KOREA, REPUBLIC OF	554	771	39,17	89.619	325.166	262,83
TAIWAN	9	45	400,00	14.047	12.739	-9,31
CHINA	28	74	164,29	1.857	5.731	208,62
MACAU	0	5	-	0	129	-
PAPUA NEW GUINEA	0	492	-	0	727	-
THAILAND	4.426	2.531	-42,82	1.958.083	2.269.033	15,88
SINGAPORE	139.533	126.616	-9,26	16.506.857	18.012.694	9,12
PHILIPPINES	0	1	-	0	9.961	-
MALAYSIA	526	285	-45,82	11.110	14.426	29,85
BRUNEI DARUSSALAM	780	71	-90,90	1.304	595	-54,37
VIET NAM	2	0	-100,00	18	0	-100,00
MALDIVES	583	1.166	100,00	9.632	55.342	474,56
INDIA	384	528	37,50	4.093	3.362	-17,86
SRI LANKA	0	10	-	0	2.088	-
IRAN (ISLAMIC REPUBLIC OF)	647	0	-100,00	1.206	0	-100,00
JORDAN	19	100	426,32	10.552	11.900	12,77
TURKEY	2.174	2.451	12,74	962.325	1.269.326	31,90
UNITED ARAB EMIRATES	2.569	1.654	-35,62	31.870.291	34.777.269	9,12
BAHRAIN	0	140	-	0	80.304	-
CYPRUS	0	1.396	-	0	32.810	-
EGYPT	5	0	-100,00	3.643	0	-100,00
MADAGASCAR	65	0	-100,00	61	0	-100,00
KENYA	8	0	-100,00	133	0	-100,00
REUNION	131	61	-53,44	762	419	-45,01
SEYCHELLES	8	433	5312,50	1.700	2.013	18,41

TABEL 5. PERKEMBANGAN EKSPOR INDONESIA MENURUT KOMODITI DAN NEGARA TUJUAN

JENIS BARANG	BERAT BERSIH (KG)		PERUB	NILAI FOB (US \$)		PERUB
	JAN-SEP 2007	JAN-SEP 2008	%	JAN-SEP 2007	JAN-SEP 2008	%
(1)	(2)	(3)	(4)	(5)	(6)	(7)
SWAZILAND	0	1	-	0	1.077	-
SOUTH AFRICA	9	1	-88,89	18	77	327,78
AUSTRALIA	4.742	4.155	-12,38	494.436	370.983	-24,97
NEW ZEALAND	818	108	-86,80	30.862	23.055	-25,30
NEW CALEDONIA	103	83	-19,42	69	3.614	5137,68
SAINT VINCENT AND THE GRENADIN	0	18	-	0	72	-
MARSHALL ISLANDS	11	0	-100,00	473	0	-100,00
UNITED STATES	27.252	36.304	33,22	43.684.512	35.351.518	-19,08
CANADA	3.755	2.926	-22,08	370.818	347.564	-6,27
MEXICO	9	32	255,56	205	1.161	466,34
ARGENTINA	40	0	-100,00	60	0	-100,00
BRAZIL	204	843	313,24	12.646	11.898	-5,91
PUERTO RICO	40	118	195,00	27.384	52.092	90,23
COSTA RICA	4	27	575,00	30	478	1493,33
BERMUDA	15	0	-100,00	213	0	-100,00
CAYMAN ISLANDS	36	27	-25,00	1.939	1.732	-10,68
NETHERLANDS ANTILLES	74	2.621	3441,89	2.114	18.247	763,15
SAINT KITTS AND NEVIS	14	0	-100,00	204	0	-100,00
UNITED KINGDOM	3.165	3.493	10,36	896.404	731.050	-18,45
NETHERLANDS	14.907	14.585	-2,16	889.233	1.136.922	27,85
FRANCE	2.723	1.022	-62,47	14.976	260.457	1639,16
GERMANY, FED. REP. OF	4.027	8.194	103,48	3.494.613	3.928.634	12,42
AUSTRIA	35	37	5,71	7.166	33.019	360,77
BELGIUM	159	131	-17,61	28.248	16.585	-41,29
SWITZERLAND	407	378	-7,13	278.772	484.951	73,96
DENMARK	152	344	126,32	349.938	801.992	129,18
NORWAY	621	536	-13,69	223.200	148.230	-33,59
SWEDEN	15	0	-100,00	18.463	0	-100,00
IRELAND	13	50	284,62	9.873	2.815	-71,49
ITALY	4.909	8.468	72,50	866.714	10.246.414	1082,21
SPAIN	1.775	1.505	-15,21	235.397	180.885	-23,16
PORTUGAL	299	2	-99,33	4.355	2.069	-52,49
ICELAND	25	24	-4,00	27.805	39.170	40,87
GREECE	314	449	42,99	11.742	21.040	79,19
HUNGARY	46	0	-100,00	839	0	-100,00
POLAND	8	10	25,00	12.625	9	-99,93
LATVIA	10	0	-100,00	59	0	-100,00
SLOVAKIA	162	0	-100,00	1.784	0	-100,00
CZECH REPUBLIC	0	59	-	0	6.589	-
RUSSIA FEDERATION	49	15	-69,39	28.385	16.237	-42,80
-PETI KEMAS	27.765.696	14.533.570	-47,66	31.631.606	17.609.238	-44,33
JAPAN	189.871	189.330	-,28	170.957	351.402	105,55
HONG KONG	225.000	0	-100,00	244.000	0	-100,00
KOREA, REPUBLIC OF	0	185	-	0	650	-
TAIWAN	0	3.101.400	-	0	4.524.000	-
CHINA	3.300	16.460	398,79	17.470	24.500	40,24
PAPUA NEW GUINEA	5.842	0	-100,00	25.935	0	-100,00
THAILAND	223.900	48.059	-78,54	366.384	39.061	-89,34
SINGAPORE	3.820.033	1.471.275	-61,49	4.692.838	1.338.985	-71,47
MALAYSIA	59.335	73.039	23,10	73.572	62.634	-14,87
LAO PEOPLE'S DEMOCRATIC REPUB	89	0	-100,00	1.500	0	-100,00
VIET NAM	86.120	22.400	-73,99	49.104	10.136	-79,36
INDIA	0	67.858	-	0	430.000	-
NIGERIA	0	3.500	-	0	2.000	-
MAURITANIA	0	68.000	-	0	394.485	-
ZAMBIA	9.500	0	-100,00	161.511	0	-100,00
AUSTRALIA	18.652	43.314	132,22	23.029	273.809	1088,97
NEW ZEALAND	0	3.490	-	0	50.000	-
UNITED STATES	11.304.344	6.600.400	-41,61	13.676.880	6.992.600	-48,87
BARBADOS	2.647.000	0	-100,00	2.195.700	0	-100,00
BERMUDA	3.956.000	2.200.000	-44,39	3.632.500	2.250.000	-38,06
UNITED KINGDOM	0	157	-	0	937	-
NETHERLANDS	0	125	-	0	11.976	-
GERMANY, FED. REP. OF	3.855.056	600.951	-84,41	5.014.850	833.510	-83,38
ITALY	29.654	129	-99,56	25.376	1.553	-93,88
PORTUGAL	0	23.498	-	0	17.000	-
MALTA	1.332.000	0	-100,00	1.260.000	0	-100,00
-KOMPUTER DAN BAGIANNYA	31.971.360	26.534.279	-17,01	789.416.147	569.860.134	-27,81
JAPAN	2.070.981	1.955.304	-5,59	107.439.389	125.914.403	17,20
HONG KONG	1.034.138	1.092.473	5,64	11.536.938	12.029.545	4,27
KOREA, REPUBLIC OF	348.358	280.462	-19,49	3.789.289	3.280.784	-13,42
TAIWAN	413.715	324.942	-21,46	5.370.563	3.963.502	-26,20
CHINA	5.446.309	5.284.761	-2,97	135.298.225	105.215.779	-22,23
MACAU	99	0	-100,00	2.073	0	-100,00
PAPUA NEW GUINEA	200	64	-68,00	645	315	-51,16
THAILAND	561.663	874.434	55,69	20.897.437	20.192.755	-3,37

TABEL 5. PERKEMBANGAN EKSPOR INDONESIA MENURUT KOMODITI DAN NEGARA TUJUAN

JENIS BARANG	BERAT BERSIH (KG)		PERUB	NILAI FOB (US \$)		PERUB
	JAN-SEP 2007	JAN-SEP 2008	%	JAN-SEP 2007	JAN-SEP 2008	%
	(1)	(2)	(3)	(4)	(5)	(6)
SINGAPORE	6.672.694	5.941.038	-10,96	222.667.029	139.479.209	-37,36
PHILIPPINES	409.307	391.972	-4,24	4.969.162	6.277.143	26,32
MALAYSIA	1.459.365	1.031.796	-29,30	31.179.533	11.987.862	-61,55
MYANMAR (FORM. BURMA)	0	384	-	0	8.590	-
CAMBODIA	25	33	32,00	360	19	-94,72
BRUNEI DARUSSALAM	910	258	-71,65	947	11.093	1071,38
NEPAL	6.168	2.804	-54,54	170.792	74.963	-56,11
VIET NAM	54.158	57.041	5,32	768.441	592.729	-22,87
MALDIVES	219	1.951	790,87	1.570	2.785	77,39
INDIA	1.224.788	854.662	-30,22	17.832.673	10.171.186	-42,96
PAKISTAN	14.242	0	-100,00	393.369	0	-100,00
BANGLADESH	2.409	2.164	-10,17	52.167	45.000	-13,74
SRI LANKA	7.815	5.982	-23,45	31.479	15.157	-51,85
IRAN (ISLAMIC REPUBLIC OF)	26.623	885	-96,68	1.278.805	84.078	-93,43
SAUDI ARABIA	10.065	84	-99,17	198.318	507	-99,74
ISRAEL	0	367	-	0	25.696	-
KUWAIT	22	3	-86,36	100	60	-40,00
JORDAN	16.199	0	-100,00	52.389	0	-100,00
LEBANON	0	95	-	0	72.097	-
YEMEN	17.101	100	-99,42	559.850	21.893	-96,09
OMAN	2	0	-100,00	50	0	-100,00
TURKEY	71.765	1	-100,00	1.879.511	6	-100,00
UNITED ARAB EMIRATES	886.183	767.045	-13,44	12.441.459	8.341.264	-32,96
BAHRAIN	62	0	-100,00	90	0	-100,00
EGYPT	205.276	10.200	-95,03	4.878.701	25.800	-99,47
LIBYAN ARAB JAMAHIRIYA	2.362	0	-100,00	62.788	0	-100,00
MOROCCO	40	0	-100,00	550	0	-100,00
ALGERIA	7.746	605	-92,19	211.804	21.887	-89,67
SUDAN	0	8.670	-	0	23.500	-
TANZANIA, UNITED REPUBLIC OF	446	0	-100,00	1.710	0	-100,00
KENYA	1.128	0	-100,00	5.388	0	-100,00
GHANA	232	0	-100,00	226	0	-100,00
CAMEROON	105	0	-100,00	6.000	0	-100,00
NIGERIA	14.941	7.413	-50,38	92.344	25.955	-71,89
BENIN	0	167	-	0	148	-
SEYCHELLES	767	6	-99,22	2.181	171	-92,16
UGANDA	1.284	0	-100,00	6.618	0	-100,00
SOUTH AFRICA	39.429	44.857	13,77	1.081.517	59.489	-94,50
MALAWI	100	0	-100,00	500	0	-100,00
AUSTRALIA	172.260	126.863	-26,35	4.394.570	3.906.175	-11,11
NEW ZEALAND	127	3.044	2296,85	2.163	90.149	4067,78
FIJI	0	35	-	0	7.728	-
EAST TIMOR	23.135	69.541	200,59	467.642	164.230	-64,88
UNITED STATES	3.423.554	2.402.568	-29,82	61.071.491	47.772.657	-21,78
CANADA	37.395	1.782	-95,23	816.457	107.903	-86,78
MEXICO	530.803	163.442	-69,21	10.628.972	2.129.134	-79,97
PANAMA	4.634	412	-91,11	75.306	14.921	-80,19
CUBA	0	740	-	0	66.995	-
CHILE	30.413	54.583	79,47	316.975	626.729	97,72
VENEZUELA	5	0	-100,00	220	0	-100,00
ARGENTINA	34.974	4	-99,99	316.965	174	-99,95
BRAZIL	1.313.456	680.317	-48,20	18.929.109	4.379.816	-76,86
COLOMBIA	107.602	96.664	-10,17	1.188.646	1.169.550	-1,61
URUGUAY	2.755	0	-100,00	14.160	0	-100,00
PARAGUAY	0	65	-	0	1.885	-
PERU	45.399	61.980	36,52	408.870	743.805	81,92
PUERTO RICO	0	4	-	0	200	-
BELIZE	0	85	-	0	1.260	-
NETHERLANDS ANTILLES	33	0	-100,00	6.780	0	-100,00
UNITED KINGDOM	30.922	19.609	-36,59	1.916.045	636.653	-66,77
NETHERLANDS	2.825.741	3.192.512	12,98	64.852.872	43.344.175	-33,17
FRANCE	2.358	1.066	-54,79	56.751	36.382	-35,89
GERMANY, FED. REP. OF	1.852.445	120.275	-93,51	21.463.486	2.590.526	-87,93
AUSTRIA	141	83	-41,13	2.677	3.912	46,13
BELGIUM	11.974	10.219	-14,66	280.494	210.718	-24,88
SWITZERLAND	1	959	95800,00	1	94.850	9484900,00
DENMARK	1	71	7000,00	156	6.106	3814,10
NORWAY	436	147	-66,28	34.490	40.004	15,99
SWEDEN	0	38.071	-	0	57.562	-
FINLAND	25.375	428.499	1588,67	442.754	6.176.695	1295,06
IRELAND	151.014	39.515	-73,83	9.299.184	4.658.787	-49,90
ITALY	2.204	615	-72,10	73.830	20.137	-72,73
SPAIN	4.987	311	-93,76	153.252	42.348	-72,37
PORTUGAL	648	527	-18,67	18.177	3.344	-81,60
HUNGARY	76.794	3.259	-95,76	2.684.531	102.029	-96,20
POLAND	15.928	69.423	335,86	368.180	2.548.030	592,06
ROMANIA	9.461	0	-100,00	259.604	0	-100,00
KAZAKHSTAN	25	9	-64,00	500	687	37,40

TABEL 5. PERKEMBANGAN EKSPOR INDONESIA MENURUT KOMODITI DAN NEGARA TUJUAN

JENIS BARANG	BERAT BERSIH (KG)		PERUB	NILAI FOB (US \$)		PERUB
	JAN-SEP 2007	JAN-SEP 2008	%	JAN-SEP 2007	JAN-SEP 2008	%
	(1)	(2)	(3)	(4)	(5)	(6)
UKRAINE	1.332	13	-99,02	24.372	110	-99,55
MALTA	152	0	-100,00	18.916	0	-100,00
SLOVAKIA	87.392	968	-98,89	1.500.000	22.361	-98,51
CZECH REPUBLIC	113.468	88	-99,92	2.129.155	1.513	-99,93
RUSSIA FEDERATION	2.575	2.888	12,16	35.414	114.524	223,39
-KENDARAAN BERMOTOR RODA 2 D	3.778.927	6.401.336	69,40	21.164.465	53.735.292	153,89
JAPAN	157.543	74.904	-52,45	1.763.849	878.808	-50,18
HONG KONG	85	0	-100,00	835	0	-100,00
KOREA, REPUBLIC OF	3.300	389	-88,21	40.653	5.500	-86,47
TAIWAN	456	15.334	3262,72	2.500	106.494	4159,76
CHINA	5.760	0	-100,00	11.990	0	-100,00
PAPUA NEW GUINEA	0	444	-	0	425	-
THAILAND	5.164	11.637	125,35	64.164	143.069	122,97
SINGAPORE	0	10.617	-	0	129.586	-
PHILIPPINES	1.185.849	4.992.497	321,01	9.626.877	41.011.343	326,01
MALAYSIA	1.023.854	60.564	-94,08	1.617.985	1.356.801	-16,14
CAMBODIA	100	0	-100,00	2.500	0	-100,00
BRUNEI DARUSSALAM	3.724	1.808	-51,45	38.442	19.022	-50,52
VIET NAM	245.100	5.490	-97,76	486.632	36.666	-92,47
MALDIVES	17.278	13.893	-19,59	148.374	100.611	-32,19
INDIA	5.354	20.459	282,13	23.480	164.478	600,50
PAKISTAN	0	7.292	-	0	58.013	-
UNITED ARAB EMIRATES	203	589	190,15	1.604	1.095	-31,73
BAHRAIN	70	0	-100,00	738	0	-100,00
MOROCCO	0	5.758	-	0	45.696	-
ALGERIA	0	5.500	-	0	42.700	-
TANZANIA, UNITED REPUBLIC OF	0	1.429	-	0	674	-
MADAGASCAR	2.640	0	-100,00	13.200	0	-100,00
REUNION	0	199	-	0	1.669	-
TOGO	0	12.000	-	0	28.080	-
ANGOLA	36.000	0	-100,00	230.100	0	-100,00
COTE D'IVOIRE	5.760	0	-100,00	41.952	0	-100,00
SENEGAL	0	2.880	-	0	25.512	-
BURKINA FASO	0	17.280	-	0	122.400	-
GAMBIA	1.344	0	-100,00	944	0	-100,00
SEYCHELLES	577	0	-100,00	1.578	0	-100,00
DJIBOUTI	9.904	0	-100,00	55.240	0	-100,00
SOUTH AFRICA	0	580	-	0	4.800	-
VIRGIN ISLANDS (BRITISH)	2.400	0	-100,00	20.360	0	-100,00
AUSTRALIA	100.430	24.389	-75,72	885.823	71.981	-91,87
NEW ZEALAND	1.183	16.246	1273,29	2.947	152.940	5089,68
COOK ISLANDS	0	640	-	0	1.000	-
EAST TIMOR	0	218.981	-	0	2.747.245	-
UNITED STATES	7.870	5.900	-25,03	20.042	43.807	118,58
CANADA	7.849	5.236	-33,29	30.707	11.546	-62,40
MEXICO	53.811	36.640	-31,91	464.386	381.646	-17,82
GUATEMALA	2.880	0	-100,00	19.200	0	-100,00
HONDURAS	0	130	-	0	1.463	-
CHILE	20.160	0	-100,00	168.264	0	-100,00
ARGENTINA	100	0	-100,00	650	0	-100,00
BRAZIL	4.434	550	-87,60	26.046	4.382	-83,18
COLOMBIA	707.168	407.031	-42,44	4.360.890	2.338.031	-46,39
BOLIVIA	0	23.562	-	0	264.600	-
DOMINICAN REPUBLIC	68.400	0	-100,00	441.548	0	-100,00
BERMUDA	12.000	18.478	53,98	99.456	183.384	84,39
UNITED KINGDOM	10.097	7.732	-23,42	21.592	40.330	86,78
NETHERLANDS	4.756	13.056	174,52	12.406	40.391	225,58
FRANCE	16.019	9.112	-43,12	83.316	42.556	-48,92
GERMANY, FED. REP. OF	6.018	12.624	109,77	23.150	11.690	-49,50
AUSTRIA	0	280	-	0	839	-
BELGIUM	9.498	23.468	147,08	20.326	57.261	181,71
SWITZERLAND	600	270	-55,00	3.926	1.988	-49,36
NORWAY	0	400	-	0	2.000	-
SWEDEN	0	5.803	-	0	22.034	-
FINLAND	4.163	573	-86,24	14.444	6.127	-57,58
IRELAND	0	100	-	0	412	-
ITALY	25.705	265.687	933,60	250.360	2.980.712	1090,57
SPAIN	2.400	11.375	373,96	8.389	22.151	164,05
GREECE	921	8.493	822,15	12.600	8.717	-30,82
CZECH REPUBLIC	0	23.037	-	0	12.617	-
-KENDARAAN BERMOTOR RODA 4 D	102.736.150	145.733.397	41,85	627.066.565	1.008.505.488	60,83
JAPAN	712.727	14.107.672	1879,39	5.687.503	109.507.319	1825,40
HONG KONG	8.440	35.160	316,59	83.004	330.706	298,42
KOREA, REPUBLIC OF	3.544	0	-100,00	46.480	0	-100,00
TAIWAN	696.084	1.569.111	125,42	2.997.262	8.961.423	198,99
CHINA	100.690	0	-100,00	719.812	0	-100,00

TABEL 5. PERKEMBANGAN EKSPOR INDONESIA MENURUT KOMODITI DAN NEGARA TUJUAN

JENIS BARANG	BERAT BERSIH (KG)		PERUB	NILAI FOB (US \$)		PERUB
	JAN-SEP 2007	JAN-SEP 2008	%	JAN-SEP 2007	JAN-SEP 2008	%
	(1)	(2)	(3)	(4)	(5)	(6)
PAPUA NEW GUINEA	97.471	9.050	-90,72	52.101	56.452	8,35
THAILAND	6.858.198	12.441.824	81,42	33.995.130	74.187.657	118,23
SINGAPORE	3.489.742	1.971.026	-43,52	8.026.557	6.178.520	-23,02
PHILIPPINES	11.493.393	10.944.848	-4,77	59.929.022	69.159.345	15,40
MALAYSIA	12.324.837	18.242.258	48,01	62.230.792	140.462.285	125,71
MYANMAR (FORM. BURMA)	259.125	2.308.688	790,96	2.038.356	8.119.333	298,33
CAMBODIA	0	14.730	-	0	92.958	-
BRUNEI DARUSSALAM	1.400.639	1.247.469	-10,94	8.200.737	8.160.468	-,49
NEPAL	13.451	27.075	101,29	60.387	143.843	138,20
VIET NAM	4.623.705	5.087.492	10,03	24.631.594	29.097.267	18,13
MALDIVES	69	0	-100,00	262	0	-100,00
INDIA	75	376	401,33	788	17.110	2071,32
PAKISTAN	257.434	509.506	97,92	1.902.518	2.958.018	55,48
BANGLADESH	134.009	186.370	39,07	775.774	1.092.908	40,88
SRI LANKA	202.799	223.485	10,20	1.215.820	1.130.277	-7,04
SAUDI ARABIA	17.950.404	29.658.324	65,22	133.540.615	203.050.564	52,05
KUWAIT	1.172.469	1.074.469	-8,36	9.966.977	8.193.541	-17,79
JORDAN	95.298	208.283	118,56	584.071	1.356.397	132,23
LEBANON	948.345	1.691.051	78,32	7.930.760	10.762.404	35,70
YEMEN	263.495	500.971	90,13	1.328.542	2.458.896	85,08
OMAN	3.919.477	5.718.509	45,90	35.617.456	51.040.437	43,30
SYRIA ARAB REPUBLIC	456.040	369.625	-18,95	2.835.702	2.420.815	-14,63
UNITED ARAB EMIRATES	9.294.029	8.435.602	-9,24	84.528.117	86.336.834	2,14
QATAR	685.197	623.962	-8,94	6.194.665	5.159.542	-16,71
BAHRAIN	398.484	691.381	73,50	3.655.171	5.895.708	61,30
EGYPT	1.195.210	2.466.332	106,35	6.743.286	14.598.926	116,50
LIBYAN ARAB JAMAHIRIYA	83.619	43.296	-48,22	515.460	297.189	-42,34
MOROCCO	69.600	298.154	328,38	336.359	1.665.490	395,15
ALGERIA	31.457	34.015	8,13	194.172	301.401	55,22
SUDAN	88.788	275.047	209,78	690.189	3.258.124	372,06
TANZANIA, UNITED REPUBLIC OF	0	1.113.498	-	0	2.818.622	-
MADAGASCAR	0	66.099	-	0	360.802	-
KENYA	6.000	51.824	763,73	20.020	279.716	1297,18
MOZAMBIQUE	16.916	141.766	738,06	86.186	685.431	695,29
GHANA	11.929	83.982	604,02	72.726	450.610	519,60
ANGOLA	82.170	346.370	321,53	467.977	1.992.412	325,75
CONGO	44.957	0	-100,00	256.001	0	-100,00
NIGERIA	85.989	1.103.801	1183,65	667.407	6.164.961	823,72
GABON	0	68.312	-	0	607.210	-
SEYCHELLES	7.289	6.534	-10,36	45.858	49.399	7,72
SOUTH AFRICA	14.750.618	8.036.366	-45,52	71.774.791	39.834.564	-44,50
MAURITIUS	15.669	49.117	213,47	106.017	271.708	156,29
RWANDA	1.270	0	-100,00	8.764	0	-100,00
AUSTRALIA	1.876.462	1.640.573	-12,57	10.293.486	19.951.202	93,82
NEW ZEALAND	110.200	195.050	77,00	641.803	1.271.770	98,16
SAINT VINCENT AND THE GRENADIN	20.378	15.289	-24,97	105.798	86.534	-18,21
VANUATU	19.976	32.424	62,31	105.654	159.843	51,29
AMERICAN SAMOA	3.610	0	-100,00	30.886	0	-100,00
FIJI	22.648	21.850	-3,52	120.207	145.977	21,44
MARSHALL ISLANDS	1.225	3.558	190,45	7.284	20.544	182,04
SOLOMON ISLANDS	6.466	20.888	223,04	39.151	77.084	96,89
EAST TIMOR	0	316.290	-	0	1.929.771	-
UNITED STATES	13.001	134.690	936,00	36.609	970.409	2550,74
CANADA	0	2.000	-	0	7.000	-
MEXICO	1.127.147	4.565.366	305,04	6.060.810	25.628.462	322,86
GUATEMALA	123.638	108.514	-12,23	646.284	651.027	,73
HONDURAS	76.237	41.640	-45,38	412.483	226.705	-45,04
NICARAGUA	135.672	104.320	-23,11	716.827	683.639	-4,63
PANAMA	399.427	184.368	-53,84	2.092.746	1.021.106	-51,21
SURINAME	2.938	9.670	229,14	9.000	33.800	275,56
CHILE	1.687.177	2.217.909	31,46	8.049.226	12.753.587	58,44
VENEZUELA	787.120	2.005.346	154,77	6.175.258	16.699.781	170,43
ARGENTINA	0	15.279	-	0	155.714	-
BRAZIL	1.120	0	-100,00	14.588	0	-100,00
PARAGUAY	0	16.380	-	0	146.515	-
PERU	11.949	99.345	731,41	98.195	889.952	806,31
GUYANA	2.320	5.195	123,92	11.709	32.706	179,32
TRINIDAD AND TOBAGO	11.600	131.382	1032,60	72.004	854.878	1087,26
BAHAMAS	0	19.667	-	0	114.066	-
JAMAICA	28.276	70.677	149,95	166.194	466.283	180,57
PUERTO RICO	266.724	125.666	-52,89	1.500.862	746.270	-50,28
DOMINICAN REPUBLIC	48.050	254.092	428,81	260.378	2.343.278	799,95
EL SALVADOR	0	59.588	-	0	491.491	-
COSTA RICA	194.481	175.645	-9,69	997.521	944.785	-5,29
HAITI	5.929	37.349	529,94	29.595	323.176	992,00
BARBADOS	166.469	156.625	-5,91	970.714	979.146	,87
ANTIGUA AND BARBUDA	21.099	0	-100,00	96.549	0	-100,00
ANGUILLA	1.160	0	-100,00	4.919	0	-100,00

TABEL 5. PERKEMBANGAN EKSPOR INDONESIA MENURUT KOMODITI DAN NEGARA TUJUAN

JENIS BARANG	BERAT BERSIH (KG)		PERUB	NILAI FOB (US \$)		PERUB
	JAN-SEP 2007	JAN-SEP 2008	%	JAN-SEP 2007	JAN-SEP 2008	%
(1)	(2)	(3)	(4)	(5)	(6)	(7)
ARUBA	19.411	31.725	63,44	104.695	175.692	67,81
BERMUDA	55.338	22.288	-59,72	357.105	132.719	-62,83
DOMINICA	215.806	40.264	-81,34	1.146.104	245.069	-78,62
FRENCH POLYNESIA	64.574	133.453	106,67	290.781	590.965	103,23
GRENADA	21.901	9.214	-57,93	118.216	59.016	-50,08
NETHERLANDS ANTILLES	31.556	52.054	64,96	169.034	284.134	68,09
SAINT LUCIA	64.809	54.581	-15,78	390.237	341.937	-12,38
SAINT KITTS AND NEVIS	7.310	28.835	294,46	45.213	173.222	283,12
UNITED KINGDOM	363.061	31.893	-91,22	2.561.966	112.169	-95,62
NETHERLANDS	6.576	0	-100,00	6.700	0	-100,00
FRANCE	70.999	3.571	-94,97	50.028	49.802	-,45
GERMANY, FED. REP. OF	1.507	213.189	14046,58	34.910	4.348.209	12355,48
BELGIUM	2.500	163.331	6433,24	1.553	915.123	58826,14
SWEDEN	0	29.132	-	0	138.864	-
IRELAND	259.040	0	-100,00	1.220.000	0	-100,00
ITALY	4.710	39.280	733,97	26.095	155.274	495,03
DEMOCRATIC REPUBLIC OF THE CO	23.402	9.813	-58,07	16.000	7.000	-56,25
SLOVENIA	0	1.309	-	0	2.200	-
-SUKU CADANG MESIN	88.656.523	96.435.713	8,77	708.005.811	866.038.989	22,32
JAPAN	25.171.740	28.017.290	11,30	51.876.939	67.875.195	30,84
HONG KONG	300.166	44.344	-85,23	2.273.282	2.221.698	-2,27
KOREA, REPUBLIC OF	5.232.807	6.931.291	32,46	5.591.732	9.261.065	65,62
TAIWAN	174.140	243.086	39,59	541.042	662.420	22,43
CHINA	1.641.582	2.907.487	77,11	6.093.712	10.646.190	74,71
MONGOLIA	19.473	13.786	-29,20	69.444	50.447	-27,36
MACAU	546	0	-100,00	31.736	0	-100,00
PAPUA NEW GUINEA	30.990	155.185	400,76	346.961	899.733	159,32
THAILAND	17.476.181	19.588.276	12,09	29.132.320	36.999.392	27,00
SINGAPORE	15.224.277	16.361.862	7,47	487.525.645	580.566.902	19,08
PHILIPPINES	428.486	439.824	2,65	2.686.248	11.336.083	322,00
MALAYSIA	3.923.457	3.942.331	,48	27.057.260	30.478.386	12,64
MYANMAR (FORM. BURMA)	0	91	-	0	4.509	-
CAMBODIA	0	8.129	-	0	13.454	-
BRUNEI DARUSSALAM	65.360	10.585	-83,81	1.084.146	143.669	-86,75
LAO PEOPLE'S DEMOCRATIC REPUB	4.890	34.821	612,09	20.600	119.048	477,90
VIET NAM	274.016	898.118	227,76	1.533.663	5.655.609	268,76
INDIA	2.150.067	2.180.294	1,41	5.617.631	5.730.762	2,01
PAKISTAN	3.481	5.056	45,25	35.218	37.679	6,99
BANGLADESH	0	4.200	-	0	537.600	-
SRI LANKA	22	56	154,55	2.761	8.890	221,98
IRAN (ISLAMIC REPUBLIC OF)	228.170	91.782	-59,77	551.520	466.041	-15,50
SAUDI ARABIA	58.864	359.912	511,43	337.216	1.151.410	241,45
ISRAEL	0	165	-	0	20.728	-
KUWAIT	820	200	-75,61	4.427	3.509	-20,74
JORDAN	660.184	0	-100,00	714.620	0	-100,00
YEMEN	245	0	-100,00	1.350	0	-100,00
OMAN	81.547	77.645	-4,78	333.961	303.089	-9,24
SYRIA ARAB REPUBLIC	40.698	16.214	-60,16	342.695	104.564	-69,49
TURKEY	0	5.151	-	0	46.665	-
UNITED ARAB EMIRATES	100.394	927.912	824,27	1.717.489	4.595.971	167,60
QATAR	15.439	391	-97,47	353.050	61.210	-82,66
BAHRAIN	120	0	-100,00	412	0	-100,00
EGYPT	1.032	4.121	299,32	112.671	226.056	100,63
LIBYAN ARAB JAMAHIRIYA	13.212	13.117	-,72	76.762	90.527	17,93
MOROCCO	251	3.227	1185,66	3.171	17.898	464,43
TUNISIA	410	0	-100,00	3.779	0	-100,00
ALGERIA	24.420	256	-98,95	68.531	7.462	-89,11
SUDAN	41.691	61.810	48,26	461.658	296.074	-35,87
MADAGASCAR	1.750	0	-100,00	24.209	0	-100,00
KENYA	49	0	-100,00	49	0	-100,00
GUINEA	0	312	-	0	90.025	-
ANGOLA	23.059	492	-97,87	387.479	28.269	-92,70
NIGERIA	195.502	11.041	-94,35	2.992.845	175.485	-94,14
UGANDA	192	0	-100,00	192	0	-100,00
SWAZILAND	28	0	-100,00	38.232	0	-100,00
SOUTH AFRICA	127.782	229.886	79,90	410.272	932.746	127,35
ZAMBIA	12.641	18.000	42,39	1.025.183	702.247	-31,50
AUSTRALIA	928.781	1.020.648	9,89	5.401.400	7.608.818	40,87
NEW ZEALAND	16.421	20.557	25,19	126.332	182.320	44,32
FIJI	4	0	-100,00	29	0	-100,00
MARSHALL ISLANDS	0	35	-	0	2.000	-
EAST TIMOR	0	5.532	-	0	25.222	-
UNITED STATES	3.580.002	3.196.150	-10,72	30.135.076	29.231.464	-3,00
CANADA	263.144	524.153	99,19	557.477	1.395.967	150,41
MEXICO	6.444	42.747	563,36	2.283.658	1.417.832	-37,91
PANAMA	0	353	-	0	13.507	-
CHILE	47.167	248.152	426,11	175.476	876.746	399,64

TABEL 5. PERKEMBANGAN EKSPOR INDONESIA MENURUT KOMODITI DAN NEGARA TUJUAN

JENIS BARANG	BERAT BERSIH (KG)		PERUB	NILAI FOB (US \$)		PERUB
	JAN-SEP 2007	JAN-SEP 2008	%	JAN-SEP 2007	JAN-SEP 2008	%
(1)	(2)	(3)	(4)	(5)	(6)	(7)
VENEZUELA	9	372	4033,33	6.511	28.761	341,73
ARGENTINA	359	29.820	8206,41	21.658	172.560	696,75
BRAZIL	1.992.751	3.165.671	58,86	5.635.164	11.460.685	103,38
COLOMBIA	2.087	55	-97,36	105.922	9.969	-90,59
ECUADOR	0	2.317	-	0	90.408	-
PERU	154	347	125,32	13.627	27.410	101,14
PUERTO RICO	889	3	-99,66	101.098	150	-99,85
BELIZE	0	11.399	-	0	64.012	-
UNITED KINGDOM	6.623.157	2.881.832	-56,49	13.345.813	23.503.072	76,11
NETHERLANDS	396.707	366.584	-7,59	7.788.054	8.798.770	12,98
FRANCE	78.199	100.714	28,79	4.880.871	2.255.963	-53,78
GERMANY, FED. REP. OF	518.472	477.266	-7,95	3.636.204	2.833.757	-22,07
AUSTRIA	180	0	-100,00	4.328	0	-100,00
BELGIUM	384.136	631.807	64,47	1.187.392	2.572.564	116,66
SWITZERLAND	386	306	-20,73	37.593	20.691	-44,96
NORWAY	0	1.942	-	0	153.999	-
SWEDEN	282	914	224,11	18.943	45.100	138,08
FINLAND	106	12	-88,68	25.350	6.970	-72,50
IRELAND	44.811	17.680	-60,55	794.543	255.740	-67,81
ITALY	129	75.127	58137,98	3.146	260.590	8183,22
SPAIN	0	130	-	0	6.311	-
PORTUGAL	0	3	-	0	217	-
GREECE	2	326	16200,00	159	18.723	11675,47
HUNGARY	1.901	146	-92,32	137.880	3.972	-97,12
AZERBAIJAN	0	17	-	0	1.834	-
KAZAKHSTAN	336	232	-30,95	23.236	23.328	,40
UKRAINE	0	107	-	0	3.159	-
LATVIA	0	8	-	0	1.280	-
MALTA	21	0	-100,00	73	0	-100,00
SLOVAKIA	52	0	-100,00	1.568	0	-100,00
CZECH REPUBLIC	19.173	317	-98,35	68.066	4.285	-93,70
RUSSIA FEDERATION	80	4.186	5132,50	7.051	92.126	1206,57
-SUKU CADANG KENDARAAN	120.067.100	148.770.422	23,91	842.245.887	1.031.873.215	22,51
JAPAN	32.378.780	35.574.108	9,87	200.472.740	208.581.881	4,05
HONG KONG	60.002	81.248	35,41	690.643	928.762	34,48
KOREA, REPUBLIC OF	403.839	171.253	-57,59	1.710.061	1.462.576	-14,47
TAIWAN	3.291.098	2.569.171	-21,94	29.706.807	23.716.033	-20,17
CHINA	3.956.107	2.832.322	-28,41	44.804.283	23.901.607	-46,65
PAPUA NEW GUINEA	1.307	17.980	1275,67	8.598	112.323	1206,39
THAILAND	16.153.844	20.048.086	24,11	125.062.194	182.989.176	46,32
SINGAPORE	15.212.017	20.551.392	35,10	94.988.756	125.045.763	31,64
PHILIPPINES	5.444.281	9.192.543	68,85	33.101.992	52.274.350	57,92
MALAYSIA	7.569.690	16.878.210	122,97	47.334.858	101.661.172	114,77
MYANMAR (FORM. BURMA)	0	3.835	-	0	29.188	-
CAMBODIA	4.946	3.210	-35,10	12.188	21.801	78,87
BRUNEI DARUSSALAM	17.175	6.905	-59,80	97.049	55.131	-43,19
LAO PEOPLE'S DEMOCRATIC REPUB	0	4.903	-	0	42.565	-
NEPAL	0	184	-	0	1.014	-
VIET NAM	4.068.151	6.077.122	49,38	26.319.546	41.320.520	57,00
MALDIVES	1.700	639	-62,41	3.659	820	-77,59
INDIA	1.665.802	1.798.734	7,98	13.666.808	15.061.068	10,20
PAKISTAN	1.369.131	1.885.809	37,74	6.909.297	8.370.747	21,15
BANGLADESH	193.939	214.684	10,70	347.386	488.771	40,70
SRI LANKA	114.490	120.177	4,97	405.300	335.011	-17,34
IRAN (ISLAMIC REPUBLIC OF)	350.259	953.486	172,22	922.902	2.980.082	222,90
SAUDI ARABIA	112.562	129.107	14,70	867.192	1.033.506	19,18
ISRAEL	0	48.309	-	0	326.458	-
KUWAIT	17.498	48.820	179,00	55.224	169.944	207,74
JORDAN	62.805	43.781	-30,29	260.538	142.663	-45,24
LEBANON	43.207	32.380	-25,06	308.509	141.131	-54,25
PALESTINA	60	0	-100,00	339	0	-100,00
YEMEN	58.365	21.567	-63,05	200.933	139.668	-30,49
OMAN	57.011	158.741	178,44	68.306	251.742	268,55
SYRIA ARAB REPUBLIC	28.334	13.844	-51,14	74.275	50.056	-32,61
TURKEY	452.602	1.529.962	238,04	2.136.152	17.452.244	716,99
UNITED ARAB EMIRATES	872.656	1.309.905	50,11	1.335.136	2.438.522	82,64
QATAR	20.348	7.421	-63,53	63.046	73.272	16,22
BAHRAIN	1.592	1.378	-13,44	16.745	18.028	7,66
CYPRUS	6.717	21.302	217,14	88.556	205.255	131,78
EGYPT	530.134	589.606	11,22	2.124.811	2.557.694	20,37
LIBYAN ARAB JAMAHIRIYA	1.732	18.024	940,65	13.725	47.695	247,50
MOROCCO	17.844	17.375	-2,63	48.090	48.444	,74
TUNISIA	104.455	56.264	-46,14	200.651	120.953	-39,72
ALGERIA	0	15.850	-	0	41.514	-
NAMIBIA	1	0	-100,00	2	0	-100,00
ETHIOPIA	183	0	-100,00	3.089	0	-100,00
KENYA	10.398	3.427	-67,04	35.398	39.057	10,34
GHANA	333	4.296	1190,09	4.868	32.138	560,19

TABEL 5. PERKEMBANGAN EKSPOR INDONESIA MENURUT KOMODITI DAN NEGARA TUJUAN

JENIS BARANG	BERAT BERSIH (KG)		PERUB	NILAI FOB (US \$)		PERUB
	JAN-SEP 2007	JAN-SEP 2008	%	JAN-SEP 2007	JAN-SEP 2008	%
(1)	(2)	(3)	(4)	(5)	(6)	(7)
GUINEA	5	0	-100,00	68	0	-100,00
ANGOLA	524	3.944	652,67	6.370	51.377	706,55
CONGO	0	57	-	0	561	-
CAMEROON	131	295	125,19	1.033	2.678	159,24
NIGERIA	26.158	20.167	-22,90	4.289	55.538	1194,89
SENEGAL	1	0	-100,00	2	0	-100,00
MAURITANIA	24.774	27.916	12,68	55.700	53.976	-3,10
BENIN	566	0	-100,00	500	0	-100,00
GAMBIA	525	0	-100,00	1.000	0	-100,00
U.S. VIRGIN ISLANDS	0	23	-	0	769	-
SEYCHELLES	0	41	-	0	198	-
DJIBOUTI	4.800	0	-100,00	13.186	0	-100,00
SOUTH AFRICA	1.441.652	2.022.962	40,32	15.402.847	18.619.007	20,88
ZIMBABWE	0	4.292	-	0	6.000	-
MAURITIUS	0	12	-	0	30	-
RWANDA	0	1.787	-	0	12.500	-
VIRGIN ISLANDS (BRITISH)	350	0	-100,00	3.846	0	-100,00
AUSTRALIA	579.465	653.114	12,71	4.751.529	6.484.426	36,47
NEW ZEALAND	43.514	6.569	-84,90	270.739	81.166	-70,02
SAINT VINCENT AND THE GRENADIN	0	4.588	-	0	26.061	-
VANUATU	1	0	-100,00	17	0	-100,00
FIJI	4.976	2.234	-55,10	19.431	13.268	-31,72
MARSHALL ISLANDS	55	177	221,82	819	650	-20,63
SOLOMON ISLANDS	16	0	-100,00	332	0	-100,00
EAST TIMOR	2.021	211.131	10346,86	21.958	255.378	1063,03
UNITED STATES	9.008.249	6.142.286	-31,81	82.441.881	49.366.350	-40,12
CANADA	184.277	143.238	-22,27	800.869	1.014.175	26,63
MEXICO	83.133	308.491	271,08	995.032	4.149.227	316,99
GUATEMALA	2.268	2.677	18,03	19.856	22.712	14,38
HONDURAS	56.660	77.428	36,65	123.424	259.617	110,35
NICARAGUA	2.493	3.025	21,34	21.483	30.216	40,65
PANAMA	30.503	1.211	-96,03	166.506	11.647	-93,01
SURINAME	161	0	-100,00	502	0	-100,00
CHILE	35.339	47.732	35,07	173.261	240.488	38,80
VENEZUELA	50.461	36.955	-26,77	300.693	257.858	-14,25
ARGENTINA	898.150	623.341	-30,60	5.582.070	4.518.013	-19,06
BRAZIL	2.088.790	3.467.194	65,99	24.946.894	45.581.905	82,72
COLOMBIA	74.435	99.727	33,98	123.897	239.279	93,13
PERU	108.264	112.406	3,83	193.970	243.367	25,47
TRINIDAD AND TOBAGO	793	4.545	473,14	10.329	34.785	236,77
BAHAMAS	90	288	220,00	711	4.277	501,55
JAMAICA	929	537	-42,20	9.905	6.272	-36,68
PUERTO RICO	19.625	32.781	67,04	197.787	228.065	15,31
BELIZE	0	3	-	0	36	-
DOMINICAN REPUBLIC	9.910	18.992	91,64	55.406	86.103	55,40
EL SALVADOR	9.540	1.736	-81,80	42.702	12.764	-70,11
COSTA RICA	8.668	2.741	-68,38	77.873	25.467	-67,30
HAITI	89	40	-55,06	2.116	510	-75,90
BARBADOS	3.760	4.110	9,31	43.291	31.510	-27,21
ANTIGUA AND BARBUDA	288	489	69,79	2.791	5.804	107,95
ARUBA	422	368	-12,80	5.480	3.380	-38,32
BERMUDA	205	1.361	563,90	2.197	15.209	592,26
CAYMAN ISLANDS	48	14	-70,83	826	201	-75,67
DOMINICA	352	754	114,20	6.236	10.704	71,65
FRENCH POLYNESIA	104	0	-100,00	1.354	0	-100,00
GRENADA	524	692	32,06	5.048	4.893	-3,07
NETHERLANDS ANTILLES	2.521	461	-81,71	26.566	3.796	-85,71
SAINT LUCIA	858	0	-100,00	9.657	0	-100,00
SAINT KITTS AND NEVIS	133	0	-100,00	2.206	0	-100,00
UNITED KINGDOM	2.621.335	3.766.744	43,70	32.253.838	47.539.170	47,39
NETHERLANDS	1.459.785	1.567.436	7,37	6.393.512	6.957.156	8,82
FRANCE	27.878	7.482	-73,16	195.319	43.677	-77,64
GERMANY, FED. REP. OF	1.549.468	1.332.735	-13,99	7.672.395	7.464.258	-2,71
AUSTRIA	1.802	18.946	951,39	14.065	97.173	590,89
BELGIUM	181.808	123.447	-32,10	1.330.345	915.277	-31,20
SWITZERLAND	1.444	10.094	599,03	12.790	54.151	323,39
DENMARK	145.072	79.774	-45,01	714.948	442.041	-38,17
NORWAY	317.078	204.526	-35,50	1.565.312	1.128.676	-27,89
SWEDEN	959.218	681.881	-28,91	4.979.563	3.591.993	-27,87
FINLAND	398.842	419.672	5,22	2.280.851	2.194.060	-3,81
IRELAND	21	10.931	51952,38	200	57.523	28661,50
ITALY	1.110.804	952.976	-14,21	4.717.811	3.631.227	-23,03
SPAIN	192.701	311.551	61,68	1.420.713	2.073.666	45,96
PORTUGAL	107.182	111.074	3,63	390.782	349.408	-10,59
GREECE	248.889	153.958	-38,14	1.206.641	916.187	-24,07
DEMOCRATIC REPUBLIC OF THE CO	32	60.733	189690,63	76	132.474	174207,89
HUNGARY	832.908	1.238.221	48,66	3.892.287	5.281.141	35,68
POLAND	320.670	332.984	3,84	1.060.435	1.096.062	3,36
ROMANIA	0	281	-	0	20.126	-
BULGARIA	14.217	96.811	580,95	30.810	253.947	724,24
UKRAINE	0	1.622	-	0	16.579	-

TABEL 5. PERKEMBANGAN EKSPOR INDONESIA MENURUT KOMODITI DAN NEGARA TUJUAN

JENIS BARANG	BERAT BERSIH (KG)		PERUB	NILAI FOB (US \$)		PERUB
	JAN-SEP 2007	JAN-SEP 2008	%	JAN-SEP 2007	JAN-SEP 2008	%
	(1)	(2)	(3)	(4)	(5)	(6)
LITHUANIA	20.368	2.432	-88,06	103.529	8.121	-92,16
ESTONIA	0	11.810	-	0	74.060	-
MALTA	7.150	9.849	37,75	60.647	69.860	15,19
SLOVAKIA	22.878	8.096	-64,61	61.229	22.779	-62,80
RUSSIA FEDERATION	58.579	102.064	74,23	470.652	659.865	40,20
-UBI KAYU OLAHAN	55.941.551	64.443.135	15,20	6.748.213	11.754.075	74,18
JAPAN	130.000	634	-99,51	86.598	188	-99,78
HONG KONG	23.969	1.614	-93,27	6.660	866	-87,00
KOREA, REPUBLIC OF	6.060.408	9.871.796	62,89	722.052	1.937.936	168,39
TAIWAN	25.968	1.595.731	6044,99	6.613	316.625	4687,92
CHINA	49.341.428	52.374.385	6,15	5.440.612	8.718.679	60,25
SINGAPORE	38.580	49.906	29,36	14.629	27.510	88,05
PHILIPPINES	1.390	9.286	568,06	3.572	7.961	122,87
MALAYSIA	190.097	345.040	81,51	96.378	243.783	152,94
BRUNEI DARUSSALAM	0	6.586	-	0	20.668	-
SAUDI ARABIA	0	1.495	-	0	2.098	-
AUSTRALIA	445	1.674	276,18	655	3.399	418,93
VANUATU	0	200	-	0	432	-
UNITED STATES	44.542	49.752	11,70	146.406	162.598	11,06
UNITED KINGDOM	78.207	126.135	61,28	210.309	295.829	40,66
NETHERLANDS	6.517	6.585	1,04	13.729	12.313	-10,31
BELGIUM	0	2.316	-	0	3.190	-
-INDUSTRI LAINNYA	4.458.291.295	2.760.609.654	-38,08	3.412.639.879	4.420.509.950	29,53
JAPAN	112.688.143	104.693.137	-7,09	431.193.759	441.886.375	2,48
HONG KONG	11.409.429	12.673.473	11,08	33.232.494	44.571.641	34,12
KOREA, DEMOCRATIC PEOPLE'S REI	1.601	175	-89,07	287	2.277	693,38
KOREA, REPUBLIC OF	81.143.888	130.878.066	61,29	88.482.597	142.354.838	60,88
TAIWAN	60.528.610	77.803.657	28,54	49.808.988	58.695.646	17,84
CHINA	3.232.081.758	1.022.538.002	-68,36	211.627.767	166.820.315	-21,17
MONGOLIA	170.470	282.307	65,61	278.404	760.675	173,23
MACAU	422.520	4.030.586	853,94	237.633	675.697	184,34
PAPUA NEW GUINEA	3.776.016	3.520.654	-6,76	4.876.769	6.305.751	29,30
THAILAND	56.346.709	78.005.478	38,44	204.772.942	248.299.482	21,26
SINGAPORE	163.423.080	135.219.032	-17,26	582.371.673	650.173.842	11,64
PHILIPPINES	26.047.697	37.114.810	42,49	65.986.185	88.092.991	33,50
MALAYSIA	118.665.276	145.955.486	23,00	220.949.551	235.414.934	6,55
MYANMAR (FORM. BURMA)	3.034.580	5.673.775	86,97	2.873.456	5.826.012	102,75
CAMBODIA	779.751	1.263.308	62,01	1.830.575	3.097.848	69,23
BRUNEI DARUSSALAM	494.973	2.746.089	454,80	1.092.263	3.672.700	236,25
LAO PEOPLE'S DEMOCRATIC REPUB	473.600	195.228	-58,78	2.022.102	759.385	-62,45
NEPAL	396.926	225.824	-43,11	703.840	367.326	-47,81
VIET NAM	32.722.764	40.069.634	22,45	55.360.457	107.105.714	93,47
MALDIVES	1.934.649	3.363.106	73,84	1.374.854	3.243.807	135,94
INDIA	48.900.562	44.994.380	-7,99	81.765.662	77.414.517	-5,32
PAKISTAN	13.830.420	14.219.845	2,82	11.267.086	12.783.161	13,46
BANGLADESH	11.828.706	25.453.071	115,18	16.404.423	22.495.801	37,13
SRI LANKA	6.434.743	6.457.248	,35	13.551.385	18.429.595	36,00
AFGHANISTAN	100.703	920	-99,09	353.463	8.204	-97,68
IRAQ	509.046	17.525.072	3342,73	1.344.186	85.294.332	6245,43
IRAN (ISLAMIC REPUBLIC OF)	4.935.326	2.997.486	-39,26	3.676.942	3.899.105	6,04
SAUDI ARABIA	20.427.463	25.217.506	23,45	27.145.493	30.617.729	12,79
ISRAEL	0	479.497	-	0	1.100.091	-
KUWAIT	3.450.828	2.220.902	-35,64	2.452.927	2.543.123	3,68
JORDAN	437.832	1.357.435	210,04	1.944.790	4.218.071	116,89
LEBANON	775.666	697.138	-10,12	1.353.514	1.311.233	-3,12
YEMEN	211.616	298.783	41,19	1.039.476	1.465.939	41,03
OMAN	1.182.986	299.916	-74,65	6.068.404	1.622.828	-73,26
SYRIA ARAB REPUBLIC	185.560	472.786	154,79	815.969	1.428.764	75,10
TURKEY	4.728.575	6.636.882	40,36	6.515.382	11.151.420	71,16
UNITED ARAB EMIRATES	28.910.900	36.282.047	25,50	40.997.153	46.480.073	13,37
QATAR	2.501.265	3.448.555	37,87	2.174.216	2.548.437	17,21
BAHRAIN	6.779.618	8.719.294	28,61	1.437.682	4.020.949	179,68
CYPRUS	141.187	196.242	38,99	338.705	507.868	49,94
EGYPT	2.989.658	3.012.078	,75	2.853.697	4.184.785	46,64
LIBYAN ARAB JAMAHIRIYA	634.599	675.401	6,43	2.790.582	2.558.058	-8,33
MOROCCO	58.310	182.392	212,80	413.588	636.557	53,91
TUNISIA	33.069	1.572.283	4654,55	141.324	4.798.712	3295,54
ALGERIA	5.646.532	2.829.511	-49,89	15.550.626	10.921.449	-29,77
SUDAN	306.864	552.947	80,19	638.700	3.293.117	415,60
ERITREA	157	36.900	23403,18	2.160	38.950	1703,24
LESOTHO	47.800	0	-100,00	2.820	0	-100,00
NAMIBIA	156.279	71.604	-54,18	69.523	24.953	-64,11
ETHIOPIA	18.466	5.970	-67,67	14.868	46.098	210,05
TANZANIA, UNITED REPUBLIC OF	377.592	589.456	56,11	1.031.245	2.456.749	138,23
MADAGASCAR	263.291	405.368	53,96	197.480	927.568	369,70
SOMALIA	3.496	16.599	374,80	11.977	134.975	1026,95
KENYA	3.709.147	3.528.856	-4,86	3.852.481	6.539.866	69,76
REUNION	336.742	342.062	1,58	429.179	441.082	2,77
MOZAMBIQUE	186.835	1.140.072	510,20	293.992	2.141.108	628,29

TABEL 5. PERKEMBANGAN EKSPOR INDONESIA MENURUT KOMODITI DAN NEGARA TUJUAN

JENIS BARANG	BERAT BERSIH (KG)		PERUB	NILAI FOB (US \$)		PERUB
	JAN-SEP 2007	JAN-SEP 2008	%	JAN-SEP 2007	JAN-SEP 2008	%
	(1)	(2)	(3)	(4)	(5)	(6)
BOTSWANA	0	23	-	0	78	-
EQUATORIAL GUINEA	14.897	8.411	-43,54	37.168	13.443	-63,83
TOGO	244.226	258.776	5,96	515.216	578.150	12,22
GHANA	5.909.386	7.827.130	32,45	8.154.494	11.577.411	41,98
LIBERIA	11.151	120.229	978,19	29.223	338.834	1059,48
GUINEA	736.013	730.198	-7,9	875.181	1.338.595	52,95
ANGOLA	195.103	1.225.023	527,89	383.602	1.473.530	284,13
CONGO	112.824	142.396	26,21	270.072	418.708	55,04
CAMEROON	406.616	280.798	-30,94	905.750	1.167.058	28,85
NIGERIA	7.162.301	10.589.525	47,85	12.150.739	17.817.182	46,63
SIERRA LEONE	152.991	38.890	-74,58	444.350	76.055	-82,88
GABON	214.453	86.714	-59,57	961.257	514.923	-46,43
COTE D'IVOIRE	404.177	700.130	73,22	1.314.025	3.432.288	161,20
SENEGAL	66.255	702.137	959,75	135.707	1.465.559	979,94
MAURITANIA	9.288	2.198	-76,34	6.375	20.764	225,71
MALI	8.528	3.012	-64,68	28.836	11.975	-58,47
BENIN	687.059	536.295	-21,94	1.040.564	926.239	-10,99
BURKINA FASO	43.593	26.257	-39,77	216.130	182.264	-15,67
GAMBIA	25.805	22.675	-12,13	113.705	69.921	-38,51
U.S. VIRGIN ISLANDS	16.298	21.129	29,64	13.902	11.375	-18,18
SEYCHELLES	60.861	236.279	288,23	111.198	275.568	147,82
UGANDA	13.429	313.382	2233,62	63.512	1.454.175	2189,61
NIGER	11.413	36.985	224,06	41.844	152.876	265,35
CHAD	0	10.075	-	0	48.136	-
DJIBOUTI	175.952	211.038	19,94	105.235	145.045	37,83
SAO TOME AND PRINCIPE	7.918	25.939	227,60	11.028	34.751	215,12
SWAZILAND	91.232	46.699	-48,81	505.597	246.382	-51,27
SOUTH AFRICA	15.219.833	9.726.188	-36,10	10.848.687	15.856.295	46,16
ZIMBABWE	760	4.214	454,47	6.750	24.376	261,13
ZAMBIA	0	23.940	-	0	92.516	-
MALAWI	169.856	115.917	-31,76	145.974	155.953	6,84
COMOROS	17.738	11.984	-32,44	50.374	55.480	10,14
MAURITIUS	287.641	502.846	74,82	385.848	627.662	62,67
RWANDA	0	40.010	-	0	247.679	-
VIRGIN ISLANDS (BRITISH)	10.309	3.158	-69,37	50.242	4.379	-91,28
AUSTRALIA	47.782.016	47.332.582	-94	111.419.226	115.420.789	3,59
NEW ZEALAND	5.165.703	7.559.311	46,34	9.599.795	15.314.939	59,53
MICRONESIA, FEDERATED STATES (15.578	60.785	290,20	12.954	81.599	529,91
GUAM	29.226	69.311	137,16	26.742	157.640	489,48
PALAU	25.466	475	-98,13	23.726	966	-95,93
NEW CALEDONIA	354.742	326.675	-7,91	650.545	566.861	-12,86
NORTHERN MARIANA ISLANDS	10.428	0	-100,00	4.276	0	-100,00
SAINT VINCENT AND THE GRENADIN	9.475	17.690	86,70	18.984	19.403	2,21
VANUATU	225.405	52.699	-76,62	152.024	112.753	-25,83
WALLIS AND FUTUNA ISLANDS	2.516	9.218	266,38	5.968	15.474	159,28
AMERICAN SAMOA	27.114	15.779	-41,80	175.694	21.529	-87,75
COOK ISLANDS	79.126	12.652	-84,01	62.252	73.062	17,36
FIJI	1.531.711	1.155.996	-24,53	861.711	776.950	-9,84
KIRIBATI	78.592	9.598	-87,79	80.955	14.064	-82,63
MARSHALL ISLANDS	67.392	11.441	-83,02	19.019	12.775	-32,83
SAMOA	97.363	45.112	-53,67	81.581	48.222	-40,89
SOLOMON ISLANDS	811.805	85.748	-89,44	1.213.447	158.766	-86,92
TONGA	104.414	306.167	193,22	153.784	322.022	109,40
TUVALU	636	19.093	2902,04	535	41.108	7583,74
CHRISTMAS ISLANDS	17	0	-100,00	180	0	-100,00
TOKELAU	3.508	374	-89,34	25.509	4.299	-83,15
EAST TIMOR	6.112	7.557.221	123545,63	28.447	7.571.528	26516,26
UNITED STATES	93.708.093	332.522.070	254,85	398.873.250	778.069.924	95,07
CANADA	9.257.649	12.117.943	30,90	31.586.882	37.069.737	17,36
MEXICO	2.378.291	1.690.240	-28,93	13.894.903	12.890.898	-7,23
GUATEMALA	51.264	5.717	-88,85	152.684	46.659	-69,44
HONDURAS	63.123	103.116	63,36	29.060	105.569	263,28
NICARAGUA	1.728	1.221	-29,34	1.296	2.340	80,56
PANAMA	148.992	225.295	51,21	1.336.647	1.646.601	23,19
CUBA	7.282	180.800	2382,83	97.976	151.128	54,25
SURINAME	60.570	40.610	-32,95	179.240	251.087	40,08
CHILE	630.284	3.689.199	485,32	4.321.162	10.483.664	142,61
VENEZUELA	7.999.916	3.043.996	-61,95	3.170.847	2.376.888	-25,04
ARGENTINA	1.821.138	2.613.792	43,53	14.821.091	19.538.687	31,83
BRAZIL	923.964	3.958.399	328,41	7.542.105	14.021.848	85,91
COLOMBIA	408.000	12.502.557	2964,35	1.463.422	12.725.318	769,56
BOLIVIA	9.590	35.300.161	367993,44	30.495	38.879.919	127396,05
URUGUAY	17.365	13.638	-21,46	58.143	57.191	-1,64
PARAGUAY	68.271	75.262	10,24	196.633	303.732	54,47
ECUADOR	611.051	954.265	56,17	1.733.169	2.258.336	30,30
PERU	902.852	2.273.401	151,80	3.050.201	1.861.797	-38,96
GUYANA	137.911	37.444	-72,85	328.861	100.977	-69,29
TRINIDAD AND TOBAGO	142.583	90.885	-36,26	545.731	383.227	-29,78
BAHAMAS	17.102	117.241	585,54	57.761	144.820	150,72
JAMAICA	53.948	17.207	-68,10	62.569	31.711	-49,32
PUERTO RICO	410.529	87.847	-78,60	273.507	103.753	-62,07

TABEL 5. PERKEMBANGAN EKSPOR INDONESIA MENURUT KOMODITI DAN NEGARA TUJUAN

JENIS BARANG	BERAT BERSIH (KG)		PERUB	NILAI FOB (US \$)		PERUB
	JAN-SEP 2007	JAN-SEP 2008	%	JAN-SEP 2007	JAN-SEP 2008	%
	(1)	(2)	(3)	(4)	(5)	(6)
BELIZE	3.867	4.586	18,59	4.162	22.700	445,41
DOMINICAN REPUBLIC	245.579	154.678	-37,01	521.334	677.379	29,93
EL SALVADOR	160.300	55.087	-65,64	826.747	280.703	-66,05
COSTA RICA	402.508	852.862	111,89	1.324.625	1.099.446	-17,00
HAITI	205.352	88.220	-57,04	286.143	108.280	-62,16
BARBADOS	247.297	231.462	-6,40	165.704	296.220	78,76
ANTIGUA AND BARBUDA	2.700	2.145	-20,56	11.252	12.676	12,66
ANGUILLA	4.397	3.043	-30,79	10.308	3.430	-66,72
ARUBA	8.077	5.141	-36,35	14.203	10.638	-25,10
BERMUDA	3.805	1.949	-48,78	9.429	9.325	-1,10
CAPE VERDE	14.440	0	-100,00	15.200	0	-100,00
CAYMAN ISLANDS	62.473	43.915	-29,71	25.347	13.597	-46,36
DOMINICA	12.305	10.415	-15,36	42.514	51.273	20,60
FALKLAND ISLANDS (MALVINAS)	232	0	-100,00	303	0	-100,00
FRENCH GUIANA	1.942	13.541	597,27	4.160	22.232	434,42
FRENCH POLYNESIA	898.443	518.865	-42,25	684.602	745.222	8,85
GREENLAND	3.699	3.564	-3,65	32.238	39.322	21,97
GRENADA	32.499	19.691	-39,41	49.009	16.117	-67,11
MARTINIQUE	57.291	14.490	-74,71	59.462	41.062	-30,94
NETHERLANDS ANTILLES	213.041	317.637	49,10	219.250	998.838	355,57
SAINT LUCIA	1.050	6.365	506,19	6.086	14.991	146,32
TURKS AND CAICOS ISLANDS	98.178	48.922	-50,17	3.441	26.560	671,87
GUADELOUPE	261.819	111.040	-57,59	296.635	154.957	-47,76
SAINT KITTS AND NEVIS	335	6.058	1708,36	7.737	24.567	217,53
UNITED KINGDOM	8.979.487	7.341.344	-18,24	56.511.380	57.724.657	2,15
NETHERLANDS	35.312.472	93.206.793	163,95	195.091.104	273.530.760	40,21
FRANCE	11.491.550	10.002.957	-12,95	24.920.625	24.644.528	-1,11
GERMANY, FED. REP. OF	16.136.098	20.248.222	25,48	78.129.313	99.068.544	26,80
AUSTRIA	785.876	722.147	-8,11	4.836.428	4.788.492	-,99
BELGIUM	12.088.788	16.843.639	39,33	49.858.299	77.965.779	56,37
SWITZERLAND	587.061	382.977	-34,76	2.566.722	2.853.130	11,16
LUXEMBOURG	814	1.163	42,87	44.938	88.354	96,61
MONACO	22.701	289	-98,73	207.378	3.113	-98,50
DENMARK	1.650.825	1.607.567	-2,62	7.570.237	7.031.457	-7,12
NORWAY	20.795.860	23.417.963	12,61	4.172.461	5.636.155	35,08
SWEDEN	1.108.791	1.793.990	61,80	7.192.426	8.090.975	12,49
FINLAND	4.222.188	2.272.493	-46,18	37.441.949	25.351.589	-32,29
IRELAND	93.067	91.934	-1,22	710.019	1.439.452	102,73
ITALY	9.727.592	12.113.402	24,53	41.160.844	44.272.347	7,56
SPAIN	3.701.885	17.057.456	360,78	8.425.843	21.674.264	157,24
PORTUGAL	337.921	456.076	34,97	1.669.825	2.655.819	59,05
ICELAND	338.313	22.527	-93,34	140.049	14.808	-89,43
GREECE	32.864.684	3.141.731	-90,44	6.159.173	7.358.265	19,47
VATICAN CITY STATE (HOLY SEE)	6.712	0	-100,00	4.200	0	-100,00
ANDORRA	5.590	4.771	-14,65	2.339	45.167	1831,04
LIECHTENSTEIN	0	670	-	0	638	-
DEMOCRATIC REPUBLIC OF THE CO	486.074	208.213	-57,16	1.008.613	522.679	-48,18
HUNGARY	238.252	345.583	45,05	1.152.236	1.684.030	46,15
POLAND	1.703.412	1.864.790	9,47	8.582.776	10.157.226	18,34
ROMANIA	265.749	7.620.535	2767,57	1.104.253	8.747.620	692,18
BULGARIA	30.265	137.577	354,57	135.916	446.367	228,41
YUGOSLAVIA	5.174	5.080	-1,82	13.224	28.894	118,50
ALBANIA	0	337	-	0	507	-
ARMENIA	8.416	1.127	-86,61	41.615	3.365	-91,91
AZERBAIJAN	8.580	12.085	40,85	93.179	116.758	25,31
BELARUS	2.681	7.178	167,74	52.031	60.778	16,81
KAZAKHSTAN	178.959	92.171	-48,50	337.172	537.528	59,42
KYRGYZSTAN	0	12.902	-	0	72.542	-
MOLDOVA, REPUBLIC OF	0	5.985	-	0	20.344	-
TURKMENISTAN	0	5.072	-	0	17.788	-
UKRAINE	2.510.100	587.069	-76,61	2.020.517	2.389.567	18,27
UZBEKISTAN	53.143	0	-100,00	270.888	0	-100,00
LITHUANIA	16.700	77.086	361,59	232.160	281.977	21,46
LATVIA	90.916	123.161	35,47	769.463	976.320	26,88
ESTONIA	698.834	780.364	11,67	223.835	483.843	116,16
GEORGIA	36.440	1.193.937	3176,45	23.895	1.881.905	7775,73
CROATIA	706.717	155.166	-78,04	388.106	582.339	50,05
BOSNIA AND HERZEGOVINA	6	233	3783,33	101	1.104	993,07
MALTA	86.189	76.895	-10,78	265.955	179.609	-32,47
SLOVAKIA	55.717	68.166	22,34	2.243.759	963.928	-57,04
SLOVENIA	184.609	43.571	-76,40	275.336	295.028	7,15
CZECH REPUBLIC	169.772	187.896	10,68	524.094	1.150.393	119,50
SOUTH GEORGIA AND THE SOUTH S	0	3.041	-	0	2.599	-
RUSSIA FEDERATION	1.222.660	3.621.483	196,20	5.080.042	8.288.376	63,16
BIJI TEMBAGA	1.388.494.144	1.096.004.960	-21,07	3.529.003.260	2.515.017.785	-28,73
JAPAN	469.513.413	464.732.889	-1,02	1.169.674.621	1.073.737.935	-8,20
KOREA, REPUBLIC OF	219.685.706	219.651.559	-,02	499.442.758	476.532.392	-4,59
CHINA	34.497.070	11.622.645	-66,31	86.875.276	27.643.733	-68,18
SINGAPORE	0	65.135	-	0	20.460	-
PHILIPPINES	141.370.150	103.922.969	-26,49	333.072.573	246.997.895	-25,84

TABEL 5. PERKEMBANGAN EKSPOR INDONESIA MENURUT KOMODITI DAN NEGARA TUJUAN

JENIS BARANG	BERAT BERSIH (KG)		PERUB %	NILAI FOB (US \$)		PERUB %
	JAN-SEP 2007	JAN-SEP 2008		JAN-SEP 2007	JAN-SEP 2008	
(1)	(2)	(3)	(4)	(5)	(6)	(7)
MALAYSIA	0	100.000	-	0	12.840	-
INDIA	171.914.122	74.556.612	-56,63	488.537.772	180.276.104	-63,10
GERMANY, FED. REP. OF	44.386.825	0	-100,00	78.367.390	0	-100,00
SWITZERLAND	12.175.559	0	-100,00	27.408.766	0	-100,00
SPAIN	294.951.299	221.353.151	-24,95	845.624.104	509.796.426	-39,71
BIJI NIKEL	6.736.495.008	9.369.440.324	39,08	479.863.633	472.742.875	-1,48
JAPAN	1.533.307.005	1.426.333.296	-6,98	156.669.360	142.973.459	-8,74
HONG KONG	0	20.000	-	0	600	-
KOREA, REPUBLIC OF	52.500.000	0	-100,00	5.481.493	0	-100,00
CHINA	3.791.855.686	6.090.571.296	60,62	204.373.323	217.149.221	6,25
SINGAPORE	0	4	-	0	7	-
MALAYSIA	0	50.000.000	-	0	875.000	-
CAMEROON	38.150.000	0	-100,00	1.669.062	0	-100,00
AUSTRALIA	240.240.000	401.831.813	67,26	20.362.999	14.357.718	-29,49
UNITED STATES	0	6.000	-	0	400	-
CANADA	0	29.241	-	0	6.200	-
CURACAO	35.826.000	0	-100,00	1.522.605	0	-100,00
UNITED KINGDOM	173.473.000	12.450.000	-92,82	12.511.376	694.087	-94,45
FRANCE	15.265	25.450	66,72	20.000	1.664	-91,68
BELGIUM	0	22.324	-	0	24.643	-
SWITZERLAND	0	243.086.000	-	0	16.795.667	-
GREECE	386.128.000	242.934.900	-37,08	37.988.451	18.852.283	-50,37
VATICAN CITY STATE (HOLY SEE)	66.500.000	0	-100,00	7.107.759	0	-100,00
POLAND	52	0	-100,00	20	0	-100,00
UKRAINE	418.500.000	902.130.000	115,56	32.157.185	61.011.926	89,73
BAUKSIT	9.682.410.214	13.734.612.257	41,85	87.855.800	169.507.464	92,94
JAPAN	551.514.000	440.879.180	-20,06	7.836.434	8.067.317	2,95
KOREA, REPUBLIC OF	166.214	42.175	-74,63	9.911	2.404	-75,74
TAIWAN	34.500.000	34.900.000	1,16	276.000	383.900	39,09
CHINA	9.055.825.000	13.258.790.902	46,41	79.346.405	161.053.843	102,98
THAILAND	8.500.000	0	-100,00	68.000	0	-100,00
SINGAPORE	31.905.000	0	-100,00	319.050	0	-100,00
BIJI TIMAH/TIN	228.920	563.745	146,26	28.297	19.237	-32,02
CHINA	100.000	0	-100,00	27.000	0	-100,00
SINGAPORE	0	2	-	0	30	-
MALAYSIA	128.895	552.342	328,52	1.289	589	-54,31
INDIA	0	11.400	-	0	18.616	-
PAKISTAN	0	1	-	0	2	-
GERMANY, FED. REP. OF	25	0	-100,00	8	0	-100,00
BATU BARA	144.742.603.101	153.029.265.489	5,73	4.884.621.203	7.403.334.462	51,56
JAPAN	26.549.127.179	27.490.300.767	3,55	979.948.921	1.459.192.592	48,90
HONG KONG	8.842.049.364	8.186.378.404	-7,42	271.594.205	328.620.221	21,00
KOREA, REPUBLIC OF	20.173.564.898	20.494.531.756	1,59	673.898.586	958.907.801	42,29
TAIWAN	18.813.300.604	18.551.743.956	-1,39	669.052.872	1.062.092.461	58,75
CHINA	11.221.113.338	12.312.184.864	9,72	355.309.240	546.256.050	53,74
PAPUA NEW GUINEA	22.346	0	-100,00	35.003	0	-100,00
THAILAND	8.308.927.044	10.742.535.508	29,29	245.213.241	437.882.186	78,57
SINGAPORE	18.522.522	111.956.316	504,43	469.715	8.254.849	1657,42
PHILIPPINES	4.312.303.526	4.552.358.984	5,57	154.757.246	257.814.656	66,59
MALAYSIA	6.757.606.884	7.940.429.375	17,50	218.047.121	355.032.487	62,82
CAMBODIA	45.941.635	39.185.895	-14,71	2.012.018	2.117.569	5,25
VIET NAM	436.939.395	408.898.063	-6,42	13.154.933	19.427.862	47,68
INDIA	17.561.016.555	19.786.110.643	12,67	547.130.730	845.366.424	54,51
PAKISTAN	1.193.825.891	2.717.845.332	127,66	51.378.143	162.892.338	217,05
SRI LANKA	95.554.000	124.947.774	30,76	3.986.197	7.290.685	82,90
ISRAEL	0	138.411.000	-	0	5.364.987	-
YEMEN	0	68.418.430	-	0	3.557.758	-
SYRIA ARAB REPUBLIC	69.715.000	0	-100,00	1.812.590	0	-100,00
TURKEY	60.272.000	0	-100,00	1.868.432	0	-100,00
UNITED ARAB EMIRATES	0	66.983.010	-	0	4.956.768	-
SIERRA LEONE	279.684.000	0	-100,00	7.930.132	0	-100,00
SOUTH AFRICA	500.000	0	-100,00	225.000	0	-100,00
AUSTRALIA	31.161	1.655	-94,69	977	202	-79,32
NEW ZEALAND	570.287.000	331.862.000	-41,81	15.313.658	10.690.397	-30,19
AMERICAN SAMOA	0	71.859.000	-	0	2.196.011	-
UNITED STATES	3.985.266.397	2.868.926.722	-28,01	108.330.942	97.354.720	-10,13
MEXICO	0	132.010.000	-	0	13.513.968	-
CHILE	1.302.844.113	214.469.000	-83,54	44.544.484	7.356.286	-83,49
BRAZIL	146.237.000	0	-100,00	4.998.924	0	-100,00
COSTA RICA	62.224.000	128.104.000	105,88	1.810.096	7.947.799	339,08
UNITED KINGDOM	834.732.475	1.471.099.149	76,24	23.557.332	52.781.558	124,06
NETHERLANDS	793.431.594	1.841.979.652	132,15	31.667.931	95.001.437	199,99
FRANCE	72.045.000	0	-100,00	2.698.805	0	-100,00
GERMANY, FED. REP. OF	167.092	30.127.016	17930,20	17.819	1.030.726	5684,42
BELGIUM	223.691.000	218.224.085	-2,44	7.608.032	9.234.007	21,37
SWITZERLAND	2.424.338.793	2.466.121.000	1,72	82.613.479	99.192.319	20,07

TABEL 5. PERKEMBANGAN EKSPOR INDONESIA MENURUT KOMODITI DAN NEGARA TUJUAN

JENIS BARANG	BERAT BERSIH (KG)		PERUB	NILAI FOB (US \$)		PERUB
	JAN-SEP 2007	JAN-SEP 2008	%	JAN-SEP 2007	JAN-SEP 2008	%
(1)	(2)	(3)	(4)	(5)	(6)	(7)
NORWAY	0	475.000	-	0	4.750	-
FINLAND	0	65.102.997	-	0	5.786.739	-
IRELAND	464.354.005	173.573.200	-62,62	16.188.625	10.913.504	-32,59
ITALY	4.646.567.460	4.418.085.000	-4,92	205.617.125	363.781.842	76,92
SPAIN	3.317.601.547	3.272.554.000	-1,36	99.773.845	105.862.809	6,10
PORTUGAL	69.453.283	0	-100,00	2.401.000	0	-100,00
GREECE	114.390.000	0	-100,00	3.385.943	0	-100,00
CROATIA	324.915.000	564.012.000	73,59	13.850.761	20.843.330	50,49
SLOVENIA	618.539.000	906.147.936	46,50	21.484.671	30.204.508	40,59
REP. OF MACEDONIA	31.501.000	121.312.000	285,11	932.429	4.609.856	394,39
GRANIT	2.297.962.346	4.314.474.337	87,75	20.096.018	39.561.620	96,86
JAPAN	2.557	0	-100,00	1.957	0	-100,00
TAIWAN	165.310	4.000	-97,58	12.968	5	-99,96
CHINA	31.225	0	-100,00	4.163	0	-100,00
THAILAND	28.378	0	-100,00	7.850	0	-100,00
SINGAPORE	2.297.667.759	4.314.374.004	87,77	20.031.092	39.535.109	97,37
PHILIPPINES	0	1.098	-	0	2.923	-
MALAYSIA	19.500	68.752	252,57	1.290	5.852	353,64
CYPRUS	65	0	-100,00	29	0	-100,00
AUSTRALIA	4.438	182	-95,90	2.441	800	-67,23
GUAM	9.619	0	-100,00	5.809	0	-100,00
UNITED STATES	28.885	3.107	-89,24	23.588	396	-98,32
CANADA	0	14.995	-	0	11.575	-
COSTA RICA	284	0	-100,00	433	0	-100,00
FRENCH POLYNESIA	959	0	-100,00	1.167	0	-100,00
NETHERLANDS ANTILLES	2.604	0	-100,00	2.833	0	-100,00
FRANCE	0	1.325	-	0	1.092	-
GERMANY, FED. REP. OF	0	6.711	-	0	3.369	-
SWEDEN	0	163	-	0	499	-
SPAIN	161	0	-100,00	83	0	-100,00
PORTUGAL	602	0	-100,00	315	0	-100,00
PASIR ALAM	401.116.353	246.235	-99,94	4.681.155	112.412	-97,60
JAPAN	4.379	0	-100,00	2.578	0	-100,00
HONG KONG	282.423	0	-100,00	113.012	0	-100,00
KOREA, REPUBLIC OF	20.000	0	-100,00	16.000	0	-100,00
CHINA	9.091.251	21.125	-99,77	3.787.203	512	-99,99
THAILAND	3.000.000	8.162	-99,73	30.000	3.216	-99,28
SINGAPORE	388.718.000	21.311	-99,99	732.282	4.477	-99,39
MALAYSIA	0	1	-	0	2.000	-
BRUNEI DARUSSALAM	0	190.000	-	0	50.350	-
INDIA	0	1	-	0	500	-
AUSTRALIA	300	0	-100,00	80	0	-100,00
UNITED KINGDOM	0	34	-	0	200	-
GERMANY, FED. REP. OF	0	5.601	-	0	51.157	-
HASIL TAMBANG LAIN	5.603.202.874	8.683.596.168	54,98	170.379.247	232.277.012	36,33
JAPAN	52.412.147	23.865.365	-54,47	6.582.543	1.946.709	-70,43
HONG KONG	3.435.514	2.060.065	-40,04	930.281	607.644	-34,68
KOREA, REPUBLIC OF	9.007.371	77.586.889	761,37	1.298.118	4.007.302	208,70
TAIWAN	23.139.596	14.538.136	-37,17	1.929.485	2.741.182	42,07
CHINA	3.707.936.797	5.454.658.838	47,11	123.514.330	170.131.174	37,74
MONGOLIA	21.000	0	-100,00	3.992	0	-100,00
PAPUA NEW GUINEA	6.626	0	-100,00	7.127	0	-100,00
THAILAND	4.374.914	4.344.133	-7,0	457.017	440.128	-3,70
SINGAPORE	1.247.405.856	2.235.665.900	79,23	12.041.800	23.255.691	93,12
PHILIPPINES	1.898.886	1.028.887	-45,82	359.010	130.136	-63,75
MALAYSIA	23.021.206	53.120.093	130,74	6.397.635	3.342.464	-47,75
MYANMAR (FORM. BURMA)	92.600	162.000	74,95	5.840	10.584	81,23
CAMBODIA	5.204.790	4.032.459	-22,52	284.829	282.552	-80
BRUNEI DARUSSALAM	0	55.952	-	0	45.425	-
VIET NAM	6.020.338	11.092.832	84,26	454.685	1.008.796	121,87
MALDIVES	44.600	204.294	358,06	18.166	162.014	791,85
INDIA	76.355.449	26.812.009	-64,89	4.712.253	4.461.219	-5,33
PAKISTAN	154.011	43.236	-71,93	13.117	5.846	-55,43
BANGLADESH	22.480.631	27.642.110	22,96	932.480	938.694	,67
SRI LANKA	140.440	242.840	72,91	8.473	32.020	277,91
IRAN (ISLAMIC REPUBLIC OF)	42	160.000	380852,38	1.080	32.000	2862,96
SAUDI ARABIA	17.100	18.899	10,52	4.927	7.256	47,27
KUWAIT	0	18.402	-	0	5.857	-
JORDAN	0	40.047	-	0	7.573	-
LEBANON	0	218	-	0	770	-
TURKEY	24.000	0	-100,00	350	0	-100,00
UNITED ARAB EMIRATES	111.188.959	255.739.496	130,00	1.810.737	4.142.298	128,76
QATAR	0	102.500	-	0	7.257	-
BAHRAIN	23.267	3.623	-84,43	12.728	2.299	-81,94
CYPRUS	5.240	0	-100,00	2.496	0	-100,00
EGYPT	89.376	0	-100,00	7.532	0	-100,00
LIBYAN ARAB JAMAHIRIYA	0	2.480	-	0	13.095	-
LESOTHO	20.000	0	-100,00	1.180	0	-100,00

TABEL 5. PERKEMBANGAN EKSPOR INDONESIA MENURUT KOMODITI DAN NEGARA TUJUAN

JENIS BARANG	BERAT BERSIH (KG)		PERUB	NILAI FOB (US \$)		PERUB
	JAN-SEP 2007	JAN-SEP 2008	%	JAN-SEP 2007	JAN-SEP 2008	%
	(1)	(2)	(3)	(4)	(5)	(6)
MADAGASCAR	26.250	0	-100,00	814	0	-100,00
KENYA	187.873	230.000	22,42	43.008	64.975	51,08
REUNION	9.786	408	-95,83	7.147	333	-95,34
LIBERIA	0	3.003	-	0	4.485	-
ANGOLA	416.000	0	-100,00	59.072	0	-100,00
NIGERIA	160.000	0	-100,00	45.232	0	-100,00
SEYCHELLES	301	0	-100,00	825	0	-100,00
DJIBOUTI	0	273.000	-	0	37.674	-
SOUTH AFRICA	258.450	988.320	282,40	10.380	788.870	7499,90
MAURITIUS	32.461	441.917	1261,38	13.162	179.212	1261,59
AUSTRALIA	7.536.210	11.749.988	55,91	905.545	1.604.791	77,22
NEW ZEALAND	30.891	21.488	-30,44	9.151	3.987	-56,43
GUAM	39.536	0	-100,00	13.555	0	-100,00
NEW CALEDONIA	10.441	17.040	63,20	9.662	20.701	114,25
SAINT VINCENT AND THE GRENADIN	0	10.771	-	0	3.687	-
VANUATU	33.877	0	-100,00	9.533	0	-100,00
COOK ISLANDS	153	0	-100,00	147	0	-100,00
FIJI	1.120.423	99	-99,99	82.214	536	-99,35
SOLOMON ISLANDS	0	77	-	0	206	-
EAST TIMOR	0	341.000	-	0	201.244	-
UNITED STATES	1.029.332	257.980	-74,94	532.350	147.445	-72,30
CANADA	36.429	7.091	-80,53	17.423	9.084	-47,86
MEXICO	5.074	0	-100,00	3.193	0	-100,00
PANAMA	0	1.653	-	0	3.106	-
CHILE	0	2.150	-	0	13.681	-
ARGENTINA	8.125	0	-100,00	2.470	0	-100,00
BRAZIL	129.111	35.374	-72,60	52.996	20.992	-60,39
COLOMBIA	195	0	-100,00	290	0	-100,00
DOMINICAN REPUBLIC	306	49	-83,99	499	422	-15,43
COSTA RICA	10.476	8.948	-14,59	10.850	2.848	-73,75
ANTIGUA AND BARBUDA	29	0	-100,00	139	0	-100,00
ANGUILLA	1.552	0	-100,00	1.879	0	-100,00
FRENCH GUIANA	304	0	-100,00	705	0	-100,00
FRENCH POLYNESIA	77.651	3.937	-94,93	24.581	3.392	-86,20
MARTINIQUE	140	0	-100,00	217	0	-100,00
NETHERLANDS ANTILLES	24.025	0	-100,00	14.629	0	-100,00
TURKS AND CAICOS ISLANDS	38.625	0	-100,00	4.337	0	-100,00
GUADELOUPE	10.344	0	-100,00	10.450	0	-100,00
UNITED KINGDOM	99.030	112.687	13,79	80.783	22.547	-72,09
NETHERLANDS	115.457	166.858	44,52	100.860	74.289	-26,34
FRANCE	263.636	25.657	-90,27	209.735	25.826	-87,69
GERMANY, FED. REP. OF	148.809	99.028	-33,45	99.829	303.744	204,26
AUSTRIA	25.442	278	-98,91	20.341	397	-98,05
BELGIUM	31.120	1.798	-94,22	1.031.125	2.238.217	117,07
SWITZERLAND	296.362.066	474.957.866	60,26	4.888.331	8.520.048	74,29
DENMARK	1.562	0	-100,00	5	0	-100,00
NORWAY	0	40.845	-	0	20.650	-
SWEDEN	14.793	1.083	-92,68	4.948	3.309	-33,12
FINLAND	728	0	-100,00	1.026	0	-100,00
IRELAND	7.163	45.597	536,56	5.152	29.212	467,00
ITALY	176.759	387.264	119,09	103.965	99.997	-3,82
SPAIN	132.595	4.883	-96,32	116.809	7.110	-93,91
PORTUGAL	1.791	0	-100,00	1.653	0	-100,00
GREECE	63	3.181	4949,21	189	2.019	968,25
HUNGARY	8.438	0	-100,00	13.486	0	-100,00
POLAND	6.566	4.756	-27,57	5.528	3.971	-28,17
ROMANIA	23.351	0	-100,00	9.873	0	-100,00
LITHUANIA	0	7.236	-	0	2.700	-
CROATIA	22.000	0	-100,00	1.488	0	-100,00
MALTA	1.801	0	-100,00	3.599	0	-100,00
SLOVENIA	4.578	0	-100,00	1.856	0	-100,00
RUSSIA FEDERATION	0	101.155	-	0	43.320	-
BARANG-BARANG SENI	2.293.996	1.957.439	-14,67	6.717.269	7.828.590	16,54
JAPAN	108.260	98.967	-8,58	329.100	554.712	68,55
HONG KONG	17.390	8.947	-48,55	353.248	95.818	-72,88
KOREA, REPUBLIC OF	27.110	15.209	-43,90	35.690	146.162	309,53
TAIWAN	83.422	27.073	-67,55	144.234	474.692	229,11
CHINA	2.869	7.501	161,45	7.560	40.445	434,99
MACAU	0	6.377	-	0	42.511	-
PAPUA NEW GUINEA	891	0	-100,00	3.756	0	-100,00
THAILAND	11.152	4.056	-63,63	29.039	11.627	-59,96
SINGAPORE	66.200	119.150	79,98	456.460	1.341.628	193,92
PHILIPPINES	3.811	2.525	-33,74	9.895	14.038	41,87
MALAYSIA	63.605	48.251	-24,14	160.628	165.217	2,86
CAMBODIA	39.564	248	-99,37	78.758	332	-99,58
BRUNEI DARUSSALAM	2.175	936	-56,97	871	7.090	714,01
VIET NAM	180	65	-63,89	165	65	-60,61
MALDIVES	17.822	455	-97,45	80.559	1.396	-98,27
INDIA	1.291	10.635	723,78	4.683	37.385	698,31
SRI LANKA	2.756	2.472	-10,30	806	1.455	80,52

TABEL 5. PERKEMBANGAN EKSPOR INDONESIA MENURUT KOMODITI DAN NEGARA TUJUAN

JENIS BARANG	BERAT BERSIH (KG)		PERUB	NILAI FOB (US \$)		PERUB
	JAN-SEP 2007	JAN-SEP 2008	%	JAN-SEP 2007	JAN-SEP 2008	%
(1)	(2)	(3)	(4)	(5)	(6)	(7)
IRAN (ISLAMIC REPUBLIC OF)	7.138	5.662	-20,68	16.561	13.630	-17,70
SAUDI ARABIA	5.997	51.718	762,40	7.198	44.542	518,81
ISRAEL	0	530	-	0	1.393	-
KUWAIT	182	4.935	2611,54	2.467	29.764	1106,49
JORDAN	5.405	0	-100,00	4.551	0	-100,00
LEBANON	469	420	-10,45	987	488	-50,56
YEMEN	0	556	-	0	665	-
OMAN	347	0	-100,00	161	0	-100,00
SYRIA ARAB REPUBLIC	0	140	-	0	900	-
TURKEY	155.886	152.230	-2,35	218.969	222.415	1,57
UNITED ARAB EMIRATES	19.714	11.067	-43,86	70.467	51.650	-26,70
QATAR	0	16	-	0	22	-
BAHRAIN	631	494	-21,71	3.532	1.436	-59,34
CYPRUS	1.992	21.383	973,44	10.051	7.943	-20,97
EGYPT	419	1.245	197,14	426	10.683	2407,75
LIBYAN ARAB JAMAHIRIYA	642	0	-100,00	1.215	0	-100,00
MOROCCO	741	791	6,75	10.234	771	-92,47
TUNISIA	0	20.000	-	0	10.000	-
SUDAN	0	10.125	-	0	24.920	-
NAMIBIA	0	11	-	0	100	-
TANZANIA, UNITED REPUBLIC OF	0	172	-	0	117	-
MADAGASCAR	3.004	239	-92,04	2.315	1.126	-51,36
KENYA	1.106	107	-90,33	810	53	-93,46
REUNION	7.306	8.701	19,09	8.313	15.801	90,08
MOZAMBIQUE	170	427	151,18	63	268	325,40
TOGO	16	0	-100,00	15	0	-100,00
ANGOLA	0	83	-	0	52	-
NIGERIA	1.291	0	-100,00	24.300	0	-100,00
GABON	40	275	587,50	110	1.401	1173,64
COTE D'IVOIRE	161	261	62,11	213	409	92,02
SENEGAL	31.294	22.316	-28,69	28.742	20.000	-30,42
U.S. VIRGIN ISLANDS	51	0	-100,00	83	0	-100,00
SEYCHELLES	0	999	-	0	781	-
UGANDA	41	0	-100,00	205	0	-100,00
SOUTH AFRICA	18.931	23.366	23,43	31.014	27.832	-10,26
MAURITIUS	3.090	11.181	261,84	36.236	32.235	-11,04
VIRGIN ISLANDS (BRITISH)	1	1.301	130000,00	25	1.194	4676,00
AUSTRALIA	235.622	184.422	-21,73	504.228	393.163	-22,03
NEW ZEALAND	29.911	28.594	-4,40	35.313	43.326	22,69
GUAM	1.354	1.076	-20,53	3.422	2.328	-31,97
PALAU	0	87	-	0	147	-
NEW CALEDONIA	11.110	14.510	30,60	24.116	25.792	6,95
NORTHERN MARIANA ISLANDS	180	0	-100,00	1.004	0	-100,00
VANUATU	454	3.020	565,20	862	2.621	204,06
WALLIS AND FUTUNA ISLANDS	0	580	-	0	2.030	-
COOK ISLANDS	282	0	-100,00	746	0	-100,00
FIJI	754	1.597	111,80	981	1.931	96,84
SAMOA	0	737	-	0	1.476	-
SOLOMON ISLANDS	0	3.115	-	0	8.307	-
TONGA	0	554	-	0	590	-
EAST TIMOR	0	525	-	0	700	-
UNITED STATES	178.157	148.423	-16,69	670.397	582.501	-13,11
CANADA	10.234	21.354	108,66	33.287	54.660	64,21
MEXICO	731	2.774	279,48	2.341	2.240	-4,31
GUATEMALA	271	2.061	660,52	1.485	5.439	266,26
NICARAGUA	0	297	-	0	403	-
PANAMA	1.207	2.300	90,56	1.611	4.251	163,87
SURINAME	11.150	0	-100,00	12.144	0	-100,00
CHILE	7.249	2.957	-59,21	7.758	3.414	-55,99
VENEZUELA	39	243	523,08	47	932	1882,98
ARGENTINA	8	1.342	16675,00	6	3.584	59633,33
BRAZIL	2.236	3.511	57,02	243.073	250.789	3,17
COLOMBIA	905	4.102	353,26	1.354	6.187	356,94
URUGUAY	1.080	276	-74,44	1.407	382	-72,85
ECUADOR	1.708	0	-100,00	1.780	0	-100,00
PERU	0	396	-	0	1.090	-
TRINIDAD AND TOBAGO	0	629	-	0	1.148	-
BAHAMAS	1.494	23	-98,46	1.744	17	-99,03
JAMAICA	721	486	-32,59	165	648	292,73
PUERTO RICO	4.323	2.102	-51,38	8.953	2.210	-75,32
DOMINICAN REPUBLIC	1.757	6.851	289,93	4.729	35.670	654,28
COSTA RICA	2.296	495	-78,44	4.005	623	-84,44
ANTIGUA AND BARBUDA	0	49	-	0	111	-
ANGUILLA	590	0	-100,00	1.550	0	-100,00
ARUBA	0	33	-	0	950	-
CAYMAN ISLANDS	0	1.043	-	0	401	-
FRENCH GUIANA	8	1.768	22000,00	42	3.676	8652,38
FRENCH POLYNESIA	17.319	18.278	5,54	25.376	25.997	2,45
GRENADA	0	133	-	0	893	-
MARTINIQUE	2.064	219	-89,39	3.397	1.089	-67,94
NETHERLANDS ANTILLES	1.569	1.845	17,59	8.720	4.106	-52,91

TABEL 5. PERKEMBANGAN EKSPOR INDONESIA MENURUT KOMODITI DAN NEGARA TUJUAN

JENIS BARANG	BERAT BERSIH (KG)		PERUB	NILAI FOB (US \$)		PERUB
	JAN-SEP 2007	JAN-SEP 2008	%	JAN-SEP 2007	JAN-SEP 2008	%
(1)	(2)	(3)	(4)	(5)	(6)	(7)
SAINT LUCIA	95	0	-100,00	546	0	-100,00
TURKS AND CAICOS ISLANDS	0	116	-	0	342	-
GADELOUPE	1.755	1.512	-13,85	3.893	3.536	-9,17
SAINT KITTS AND NEVIS	0	244	-	0	363	-
UNITED KINGDOM	30.568	20.343	-33,45	84.761	69.427	-18,09
NETHERLANDS	72.237	190.177	163,27	256.627	771.102	200,48
FRANCE	238.089	120.664	-49,32	1.262.111	443.919	-64,83
GERMANY, FED. REP. OF	170.267	49.846	-70,72	261.720	169.997	-35,05
AUSTRIA	2.248	4.535	101,73	6.827	10.682	56,47
BELGIUM	74.294	53.270	-28,30	141.694	147.815	4,32
SWITZERLAND	18.464	2.792	-84,88	40.216	13.663	-66,03
LUXEMBOURG	100	0	-100,00	466	0	-100,00
MONACO	0	94	-	0	330	-
DENMARK	10.204	2.888	-71,70	34.302	3.617	-89,46
NORWAY	1.512	773	-48,88	3.715	455.497	12161,02
SWEDEN	8.155	2.503	-69,31	18.607	11.457	-38,43
FINLAND	77	530	588,31	179	1.130	531,28
IRELAND	10.882	14.063	29,23	14.004	48.400	245,62
ITALY	202.687	159.349	-21,38	359.501	394.026	9,60
SPAIN	176.418	119.010	-32,54	323.709	246.521	-23,84
PORTUGAL	3.987	14.532	264,48	8.977	24.377	171,55
GREECE	7.254	4.598	-36,61	26.454	17.453	-34,03
ANDORRA	0	15	-	0	7	-
HUNGARY	2.685	4.801	78,81	5.362	7.650	42,67
POLAND	6.451	3.662	-43,23	51.805	8.468	-83,65
ROMANIA	2.099	1.980	-5,67	1.443	14.871	930,56
BULGARIA	1.775	57	-96,79	1.391	56	-95,97
YUGOSLAVIA	13	6.417	49261,54	16	856	5250,00
ALBANIA	0	286	-	0	430	-
UKRAINE	302	377	24,83	321	537	67,29
LITHUANIA	0	3	-	0	2	-
ESTONIA	0	273	-	0	2.137	-
CROATIA	6.199	5.061	-18,36	13.454	11.262	-16,29
MALTA	338	897	165,38	724	2.878	297,51
SLOVAKIA	559	314	-43,83	1.455	591	-59,38
SLOVENIA	469	1.138	142,64	1.924	2.904	50,94
CZECH REPUBLIC	464	305	-34,27	972	2.641	171,71
SOUTH GEORGIA AND THE SOUTH S	0	312	-	0	267	-
RUSSIA FEDERATION	2.003	3.277	63,60	9.335	6.393	-31,52
BARANG KIRIMAN, POS DAN YANG D	2.250	0	-100,00	651	0	-100,00
MALAYSIA	2.250	0	-100,00	651	0	-100,00
LAINNYA	3.146	3.246	3,18	36.288	11.705	-67,74
JAPAN	187	0	-100,00	273	0	-100,00
HONG KONG	216	0	-100,00	25.289	0	-100,00
CHINA	0	2.223	-	0	7.400	-
SINGAPORE	817	910	11,38	6.512	4.300	-33,97
MALAYSIA	0	113	-	0	5	-
AUSTRALIA	426	0	-100,00	147	0	-100,00
NEW ZEALAND	50	0	-100,00	55	0	-100,00
WALLIS AND FUTUNA ISLANDS	462	0	-100,00	1.105	0	-100,00
URUGUAY	67	0	-100,00	78	0	-100,00
SPAIN	921	0	-100,00	2.829	0	-100,00
TOTAL EKSPOR	253.217.546.103	273.532.203.860	8,02	83.010.888.780	107.668.303.651	29,70